

***CAROLINA PANTHERS***

**— VS —**

***NEW ORLEANS SAINTS***

***MEDIA INFORMATION***

***WEEK 17 • JANUARY 3, 2021 • 4:25 PM ET***



***CAROLINA  
PANTHERS***



# CAROLINA PANTHERS (5-10) vs NEW ORLEANS SAINTS (11-4)



CHARLOTTE, N.C. • BANK OF AMERICA STADIUM  
JANUARY 3, 2021 • 4:25 P.M. ET

## CAROLINA vs NEW ORLEANS

- The 2020 season finale for Carolina will take place at Bank of America Stadium, against NFC South foe, New Orleans.
- The kickoff time has been moved to 4:25 pm ET, after originally being scheduled for 1 pm.
- Carolina enters this game following its fifth win of the season last week at Washington.
- The Saints hold an 11-4 record currently and are coming off a win on Christmas day against Minnesota.
- The Panthers and Saints have faced off 51 times in the regular season with New Orleans leading the series 25-26. The two clubs have played each other once in the postseason (2017 Wild Card at New Orleans) and the Saints won 31-26.

## QUICK HITS

- S **Jeremy Chinn** leads all 2020 rookies with 109 tackles this season.
- DE **Brian Burns** has 9.0 sacks this season and leads all NFL DEs with 58 tackles. He also ranks 7th in QB pressures (36).
- QB **Teddy Bridgewater** ranks 5th in the NFL (among qualified QBs) with a 69.7 completion percentage.
- WR **DJ Moore** ranks 10th in the NFL with 1,092 receiving yards. His 17.9 yards per reception leads all players with 35+ catches this season.
- WR **Robby Anderson** ranks t-8th in receptions (92) and 14th in receiving yards (1,056).
- WR **Curtis Samuel** ranks 1st among all WRs with a 81.4 reception percentage (70 catches on 86 targets) and ranks t-3rd in the NFL with 27 receptions on 3rd downs. His 339 receiving yards on 3rd downs are 7th most.
- RB **Mike Davis** is 4th in the NFL with 32 broken tackles.

## NEARING THE RECORD BOOKS

In the Super Bowl era, only four NFL teams have had four players with 1,000+ scrimmage yards apiece in a single season.

The Panthers this season already have three players over the 1,000-yard mark: DJ Moore (1,114), Robby Anderson (1,071) and Mike Davis (1,015). With 70 yards from scrimmage on Sunday, WR Curtis Samuel (930) would join the group.

The four teams that previously accomplished the feat are:

### 2004 Indianapolis Colts

Edgerrin James, Reggie Wayne,  
Brandon Stokley, Marvin Harrison

### 1995 Atlanta Falcons

Eric Metcalf, Craig Heyward,  
Terance Mathis, Bert Emanuel

### 1990 Houston Oilers

Haywood Jeffries, Drew Hill,  
Ernest Givens, Lorenzo White

### 1989 Washington Football Team

Earnest Byner, Art Monk,  
Ricky Sanders, Gary Clark



## 2020 SCHEDULE

WEEK 1	WEEK 2	WEEK 3	WEEK 4	WEEK 5	WEEK 6	WEEK 7	WEEK 8
L	L	W	W	W	L	L	L
30-34	17-31	21-16	31-21	23-16	16-23	24-27	17-25
WEEK 9	WEEK 10	WEEK 11	WEEK 12	WEEK 13	WEEK 14	WEEK 15	WEEK 16
L	L	W	L	L	L	W	JANUARY 3
31-33	23-46	20-0	27-28	27-32	16-24	20-13	
HOME				AWAY			

## BROADCAST INFORMATION



TELEVISION  
FOX  
WJZY Charlotte



RADIO FLAGSHIP  
WBT  
1110 AM - 99.3 FM

### PANTHERS COMMUNICATIONS

Steven Drummond Vice President - Chief Communications Officer • Ryan Anderson Assistant Director of Communications  
Bruce Speight Manager of Social Engagement & Alumni Affairs • Preston Edwards Communications Assistant • Maria Vanderford Media Relations Assistant

## LAST WEEK'S RECAP

### WEEK 16 at WASHINGTON

FedExField • Landover, Md.  
Dec. 27, 2020 • 4:05 PM



20 - 13 W

### THIEVES

- Carolina racked up four takeaways at Washington – two fumble recoveries and two interceptions.
  - Fumble recovered by LB Jermaine Carter Jr. (forced by DE Marquis Haynes)
  - Fumble recovered by WR Brandon Zylstra
  - Interception by LB Tahir Whitehead
  - Interception by S Tre Boston
- The Panthers had four takeaways in the first half alone, joining Miami as the only teams this season to record four takeaways in a single half. The last time Carolina had four takeaways in a first half was 12/28/03 vs the New York Giants.
- It marked Carolina's second game this season with four takeaways (Week 3 at LA Chargers). Carolina is 1-of-6 teams this season with multiple games of four or more takeaways.
- The Panthers lead the NFL with 15 fumble recoveries this season. The next best is 12 by Baltimore.
- Carolina's 22 total takeaways this season are tied for fifth in the NFL.



### DEFENSE STANDS TALL

- Carolina allowed just 13 points at Washington, the second-fewest points allowed by the Panthers this season (zero vs Detroit 11/22/20).
- The Panthers tallied three sacks in the game. DE Brian Burns increased his season total to a team-high 9.0 sacks.
- Over the last 19 drives by opponents (including Green Bay's final eight drives in Week 15), Carolina's defense has allowed just one TD, three FGs, 16 total points, and tallied three takeaways.

### CURTIS HAS CAREER GAME

- WR Curtis Samuel totaled 158 scrimmage yards (106 receiving, 52 rushing), a new single-game career high.
- Samuel had two plays of 40+ yards (one receiving and one rushing). Since entering the NFL in 2017, Samuel is 1-of-7 players to have a rush of 40+ yards and a reception of 40+ yards in a single game.
- Samuel's performance at Washington marked his second game this season (and of his career) with 100+ receiving yards. He previously tallied 105 receiving yards at Kansas City (11/8/2020).



### DAVIS SURPASSES 1,000 YARDS

- With 28 rushing yards at Washington, RB Mike Davis increased his season total to 1,015 yards from scrimmage (642 rushing, 373 receiving).
- It marks the first season of Davis' career with 1,000+ scrimmage yards.

### SHAQ HITS THE CENTURY MARK

- LB Shaq Thompson finished the game with a team-high nine tackles, increasing his season total to 106 tackles.
- According to press box statistics (since 2000), Thompson is now 1-of-5 players in Panthers history to record back-to-back seasons with 100+ tackles (109 tackles in 2019).

### CHARLTON PUTS 5 INSIDE THE 20

- Rookie punter Joseph Charlton placed all five of his punts inside the opponent's 20 yard line – the five punts inside the 20 are a career high and tied a single-game franchise record previously accomplished four times, most recently by Todd Sauerbrun (five inside the 20 on 11 punts) on 12/22/02 vs. Chicago.
- Prior to Charlton, no Panthers player who punted more than three times had placed 100 percent of their punts inside the 20-yard line.
- Charlton finished the game with five punts for 235 yards, including a career-high-tying 67-yard long (47.0-yard average). Charlton achieved a net punting average of 47.0 yards as Washington did not record any punt return yardage.





## WEEK 17 • CAROLINA PANTHERS VS NEW ORLEANS SAINTS



### 2020 REGULAR SEASON STATISTICS

#### CAROLINA

#### SAINTS

##### OFFENSE

351.5 (20th)	Total Yards Per Game	378.4 (9th)
108.7 (21st)	Rushing Yards Per Game	140.6 (7th)
4.21 (19th)	Rushing Yards Per Attempt	4.55 (11th)
242.8 (17th)	Passing Net Yards Per Game	237.8 (19th)
33 (t-16th)	Sacks Allowed	27 (12th)
40.3 (21st)	Third Down Efficiency	44.8 (6th)
22.9 (23rd)	Points Per Game	29.9 (4th)

##### DEFENSE

360.9 (18th)	Total Yards Allowed Per Game	310.3 (3rd)
118.7 (16th)	Rushing Yards Per Game	95.2 (4th)
4.71 (28th)	Rushing Yards Per Attempt	3.86 (4th)
242.3 (17th)	Passing Net Yards Per Game	215.1 (5th)
27 (24th)	Sacks	42 (8th)
22 (t-5th)	Takeaways	21 (t-9th)
49.7 (31st)	Third Down Efficiency	39.4 (11th)
24.6 (18th)	Points Allowed Per Game	22.0 (8th)

### INDIVIDUAL LEADERS

Player	Stat	Rank in NFL
QB Teddy Bridgewater	Completion % (among qualifiers)	69.7 5th
WR DJ Moore	Receiving Yards	1,092 10th
	Yards Per Catch (min. 35 rec.)	17.9 1st
	Receptions of 20+ Yards	17 t-9th
WR Robby Anderson	Receptions	92 t-8th
	Receiving Yards	1,056 14th
	Yards After Catch	491 7th
WR Curtis Samuel	Reception % (among qualified WRs)	81.4 1st
	Receptions on 3rd downs	27 t-3rd
	Receiving yards on 3rd downs	339 7th
RB Mike Davis	Broken Tackles	32 4th
	Receiving Yards by a RB	373 6th
	Receptions by a RB	59 3rd
DE Brian Burns	QB Pressures	36 7th
	Tackles by a DE	58 1st
	Forced Fumbles	3 t-12th
S Jeremy Chinn	Tackles among rookies	109 1st
	Fumbles recovered (opp)	2 t-2nd
	Defensive TDs	2 t-2nd



**TEDDY  
BRIDGEWATER**

### OFFENSIVE WEAPONS

#### PASSING

3,557	Passing Yards	2,741
69.7 (327-469)	Completion %	70.4 (253-358)
15	Passing TDs	21
9	Interceptions	6
94.5	Passer Rating	105.4



**DREW  
BREES**



**MIKE  
DAVIS**

#### RUSHING

642	Rushing Yards	932
165	Attempts	187
33.9	Yards Per Rush	5.0
6	Rushing TDs	16
1,015	Scrimmage Yards	1,688




**ALVIN  
KAMARA**



**DJ  
MOORE**

#### RECEIVING

1,092	Receiving Yards	756
61	Receptions	83
17.9	Yards Per Reception	9.1
4	Receiving TDs	5
372	Yards After Catch	731



**ALVIN  
KAMARA**





## PREVIOUS RESULTS

### PANTHERS (25-27) vs SAINTS

Home: 12-13...Away: 13-14

(Includes Postseason: 0-1)

10/22/95 NEW ORLEANS	W 20-3
11/26/95 at New Orleans	L 26-34
09/08/96 at New Orleans	W 22-20
10/20/96 NEW ORLEANS	W 19-7
10/19/97 at New Orleans	W 13-0
11/30/97 NEW ORLEANS	L 13-16
09/13/98 at New Orleans	L 14-19
11/01/98 NEW ORLEANS	W 31-17
09/12/99 at New Orleans	L 10-19
01/02/00 NEW ORLEANS	W 45-13
10/15/00 at New Orleans	L 6-24
11/12/00 NEW ORLEANS	L 10-20
10/14/01 NEW ORLEANS	L 25-27
12/02/01 at New Orleans	L 23-27
11/10/02 NEW ORLEANS	L 24-34
12/29/02 at New Orleans	W 10-6
10/05/03 NEW ORLEANS	W 19-13
10/26/03 at New Orleans	W 23-20 OT
12/05/04 at New Orleans	W 32-21
01/02/05 NEW ORLEANS	L 18-21
09/11/05 NEW ORLEANS	L 20-23
12/18/05 at New Orleans (at LSU)	W 27-10
10/01/06 NEW ORLEANS	W 21-18
12/31/06 at New Orleans	W 31-21
10/07/07 at New Orleans	W 16-13
11/25/07 NEW ORLEANS	L 6-31
10/19/08 NEW ORLEANS	W 30-7
12/28/08 at New Orleans	W 33-31
11/08/09 at New Orleans	L 20-30
01/03/10 NEW ORLEANS	W 23-10
10/03/10 at New Orleans	L 14-16
11/07/10 NEW ORLEANS	L 3-34
10/09/11 NEW ORLEANS	L 27-30
01/01/12 at New Orleans	L 17-45
09/16/12 NEW ORLEANS	W 35-27
12/30/12 at New Orleans	W 44-38
12/08/13 at New Orleans	L 13-31
12/22/13 NEW ORLEANS	W 17-13
10/30/14 NEW ORLEANS	L 10-28
12/07/14 at New Orleans	W 41-10
09/27/15 NEW ORLEANS	W 27-22
12/06/15 at New Orleans	W 41-38
10/16/16 at New Orleans	L 38-41
11/17/16 NEW ORLEANS	W 23-20
09/24/17 NEW ORLEANS	L 13-34
12/03/17 at New Orleans	L 21-31
01/07/18 at New Orleans (playoffs)	L 26-31
12/17/18 NEW ORLEANS	L 9-12
12/30/18 at New Orleans	W 33-14
11/24/19 at New Orleans	L 31-34
12/29/19 NEW ORLEANS	L 10-42
10/25/20 at New Orleans	L 24-27

## NOTABLE CONNECTIONS





### PRO CONNECTIONS

- Offensive coordinator **Joe Brady** was an offensive assistant with New Orleans from 2017-18. Brady also spent time at LSU in 2019, helping the Tigers win the CFP National Championship.
- QB **Teddy Bridgewater** played for the Saints from 2018-19. Last year, he started five games for New Orleans, helping the team win each of those games. **Bridgewater** and RG **John Miller** played at Louisville with Saints DT **Sheldon Rankins**.
- TE **Chris Manhertz** played for New Orleans for two seasons from 2015-16.

### REGIONAL/COLLEGE CONNECTIONS

- CB **Donte Jackson** is originally from Metairie, La. He played collegiately at LSU from 2015-17, before being selected by Carolina in the 2nd round (55th overall) of the 2018 Draft.
- OL **James Hurst** played collegiately at North Carolina from 2010-13.
- TE **Jared Cook** played collegiately at South Carolina.
- S **D.J. Swearinger** played at Greenwood High School in Greenwood, S.C.
- DT **Shy Tuttle** is a native of Welcome, N.C.

## NFC SOUTH STANDINGS

	Record (Division)	Week 17 Game
 NEW ORLEANS SAINTS	11-4 (5-0)	at Carolina
 TAMPA BAY BUCCANEERS	10-5 (3-2)	vs Atlanta
 CAROLINA PANTHERS	5-10 (1-4)	vs New Orleans
 ATLANTA FALCONS	4-11 (1-4)	at Tampa Bay

## LAST TIME THEY MET...

### PANTHERS 24 - SAINTS 27 OCT. 25, 2020 • NEW ORLEANS, LA.

The game entered the fourth quarter with a 24-24 tie. New Orleans kicked a field goal in the final quarter to close out the three-point victory. Highlights from the game: WR DJ Moore scored two touchdowns, his second-career multi-touchdown game...DE Brian Burns tallied a strip-sack on Saints QB Drew Brees...QB Bridgewater threw for 254 yards and two touchdowns on 23-of-28 passing (82.1 comp. %).



## THE HEAD COACHES



**MATT  
RHULE**

**1st season**  
**2nd season**  
**5-10 (.333)**  
**0-0 (.000)**

Years as HC w/ current team  
NFL Coaching Experience  
Regular Season Record as HC  
Postseason Record as HC

The Carolina Panthers announced Matt Rhule as the franchise's fifth head coach in franchise history on January 8, 2020. Rhule has spent 22 years as a coach in the college and NFL ranks.

Rhule joined Carolina after three seasons (2017-19) as the head coach at Baylor University, where he helped rebuild the Baylor program, guiding the team from a 1-11 finish in his first season to a 7-6 record and a bowl berth in 2018 to an 11-3 record and appearance in the Big 12 Championship and the Sugar Bowl in 2019. Baylor's appearance in the Sugar Bowl last season was just the second-ever in school history, and under Rhule's leadership the Bears became the first Power 5 program to go from 11 losses (2017) to 11 wins (2019) within two seasons.

In 2018, Rhule led the Bears to a 45-38 Texas Bowl win over Vanderbilt, and seven total victories, a six-win improvement over his first season. Rhule was only the second coach in Baylor history to make bowl trips in two of his first three seasons.

Rhule went to Baylor after four seasons as head coach at Temple University. In his head coaching debut at Temple, (2013-16), Rhule took the Owls from a 2-10 mark in his first season to a 6-6 record in 2014 and two consecutive 10-win seasons in 2015 and 2016. He guided the Owls to the school's first-ever back-to-back 10-win seasons. Rhule led Temple to the 2016 AAC championship with a 34-10 victory over Navy in the title game and earned a bid to the Military Bowl.

In 2015, Temple played in the AAC's inaugural championship game. Rhule's Owls finished with a school-record 10 wins (10-4), reached No. 22 in the AP Top 25 and played in the Boca Raton Bowl.

Rhule returned to Temple after coaching with the New York Giants under head coach Tom Coughlin in 2012. As assistant offensive line coach, the Giants finished 9-7 and averaged 335 yards on offense, with offensive guard Chris Snee earning 2012 Pro Bowl honors.

Prior to his stint in the NFL, Rhule spent six seasons as an assistant at Temple under head coaches Al Golden and Steve Addazio.

From 2002-05, Rhule was an assistant at Western Carolina, serving as assistant head coach during his last three seasons. He also was part of the staffs at UCLA (2001), Buffalo (1999-2000) and Albright College (1998).

A native of New York City, Rhule played linebacker at Penn State from 1994-97. He holds a master's degree from Buffalo. Rhule and his wife Julie have three children, Bryant, Vivienne and Leona.

### RHULE COACHING HISTORY

1998	Albright College	Linebackers
1999-2000	University of Buffalo	Defensive Line
2001	UCLA	Defensive Line
2002	Western Carolina	Special Teams/Linebackers
2003-04	Western Carolina	Associate Head Coach/Linebackers/ Special Teams
2005	Western Carolina	Associate Head Coach/Running Game Coordinator/Special Teams/ Linebackers
2006	Temple	Defensive Line
2007	Temple	Quarterbacks
2008-10	Temple	Offensive Coordinator/Quarterbacks
2011	Temple	Tight Ends/Offensive Coordinator
2012	New York Giants	Assistant Offensive Line
2013-16	Temple	Head Coach
2017-19	Baylor	Head Coach
2020	Carolina Panthers	Head Coach

**SEAN  
PAYTON**

**13th season**  
**24th season**  
**142-81 (.637)**  
**8-7 (.533)**



Named the 14th head coach in Saints history on Jan. 18, 2006, Sean Payton has led the Saints to seven playoff appearances, five NFC South titles, three NFC Championship berths and the Super Bowl XLIV title.

Payton earned unanimous NFL Coach of the Year honors in his first season in 2006 and received the same honors from several outlets in 2009.

The Saints have ranked among the league's top 10 offenses each season since his arrival, including finishing first in the NFL six times including putting up an NFL record 7,474 net yards in 2011. Defensively, New Orleans ranked fourth in the league in 2010 and 2013.

He previously coached with the Dallas Cowboys (2003-05), New York Giants (1999-2002), and Philadelphia Eagles (1997-98). Payton was a three-time All-American at Eastern Illinois, where he had the third highest total (10,665 passing yards) in NCAA Division IAA history.

He earned a degree in communications. He had brief playing stops with Chicago of the Arena League, the CFL's Ottawa Rough Riders and the Chicago Bears in 1987.

He coached collegiately at San Diego State (1988-89, 1992-93), Indiana State (1990-91), Miami (OH) (1994-95) and Illinois (1996).

Payton was born December 29, 1963 in San Mateo, Calif. and raised in Naperville, Ill. He has a daughter, Meghan, and a son, Connor.

### PAYTON COACHING HISTORY

1988-89	San Diego State	Graduate Assistant
1990-91	Indiana State	Quarterbacks/Receivers
1992-93	San Diego State	Running Backs/ Quarterbacks
1994-95	Miami (Ohio)	Offensive Coordinator
1996	Illinois	Quarterbacks
1997-98	Philadelphia Eagles	Quarterbacks
1999	New York Giants	Quarterbacks
2000-02	New York Giants	Offensive Coordinator
2003-04	Dallas Cowboys	Asst Head Coach/ Quarterbacks
2005	Dallas Cowboys	Asst Head Coach/Pass Game Coord.
2006-	New Orleans Saints	Head Coach

## JEREMY CHINN MAKES HIS CASE FOR NFL DEFENSIVE ROOKIE OF THE YEAR

### CHINN'S RANKS AMONG 2020 ROOKIES

Stat	Rank among Rookies
Tackles • 109	1 <sup>ST</sup>
Defensive TDs • 2	1 <sup>ST</sup>
Fumble Recoveries • 2	T-1 <sup>ST</sup>
Def. Snaps Played • 903	2 <sup>ND</sup>
Forced Fumbles • 2	T-4 <sup>TH</sup>
Passes Defensed • 5	T-8 <sup>TH</sup>
Interceptions • 1	T-8 <sup>TH</sup>



### NOVEMBER'S ROOKIE OF THE MONTH

- Chinn was named the NFL's Defensive Rookie of the Month for November. It marked the second-straight month that Chinn has won the award after taking home the monthly honor for October.
- In Weeks 8-12, he posted 30 tackles, second among NFL rookies. He leads all rookies with 86 tackles on the season.
- Chinn was one week removed from a record-setting performance at Minnesota. He tallied a career-high 13 tackles and had two fumble recovery returns for touchdowns, the first player in NFL history with fumble recovery touchdowns within 10 seconds of each other.
- Chinn became the first Panthers player to ever win multiple Defensive Rookie of the Month awards in the same season.

#### MOST TACKLES BY 2020 ROOKIES

Rank	Player	Tackles	Pass Def.	INTs	FR	Def TDs
	<b>Jeremy Chinn CAR</b>	<b>109</b>	<b>5</b>	<b>1</b>	<b>2</b>	<b>2</b>
	Kenneth Murray LAC	104	3	0	0	0
	Patrick Queen BAL	101	2	1	2	1
	Kamren Curl WAS	86	3	2	0	1
	Antoine Winfield TB	84	5	1	0	0
	Jeff Gladney MIN	79	2	0	0	0

### OCTOBER'S ROOKIE OF THE MONTH

- Chinn was named the NFL's Defensive Rookie of the Month for October. In four games between Weeks 4-7, Chinn recorded 30 total tackles, four passes defensed, and an interception.
- He led all rookies in tackles and was second in passes defensed.
- Chinn joined Brian Burns (Sept. 2019), Luke Kuechly (Dec. 2012) and Julius Peppers (Oct. 2002) as the only Panthers to win Defensive Rookie of the Month honors.

**FIRST** PLAYER IN  
FRANCHISE HISTORY TO WIN  
TWO  DEFENSIVE ROOKIE OF  
THE MONTH AWARDS

### CHINN vs PREVIOUS ROTY WINNERS THROUGH WEEK 16

In comparison with the 10 previous winners of the NFL Defensive Rookie of the Year Award, Chinn has the 3rd most tackles, 5th most passes defensed and is tied for the 2nd most forced fumbles through the first 16 weeks of each player's rookie campaign.

Season	Player	Tot Tack	Def Int	Pass Def	QBH	FF	FR	Def TD
2020	<b>Jeremy Chinn CAR</b>	<b>109</b>	<b>1</b>	<b>5</b>	<b>4</b>	<b>2</b>	<b>2</b>	<b>2</b>
2019	Nick Bosa SF	41	1	2	22	1	2	0
2018	Darius Leonard IND	155	1	6	8	4	2	0
2017	Marshon Lattimore NO	49	5	17	0	1	0	1
2016	Joey Bosa SD	36	0	0	20	1	0	0
2015	Marcus Peters KC	59	8	25	0	1	0	2
2014	Aaron Donald ST.L	41	0	1	11	1	0	0
2013	Sheldon Richardson NYJ	77	0	1	8	1	0	0
2012	Luke Kuechly CAR	151	2	6	1	0	3	0
2011	Von Miller DEN	64	0	4	28	2	0	0
2010	Ndamukong Suh DET	60	1	3	16	1	1	1



## DEFENSIVE NOTES



### BRIAN BURNS

36

PRESSURES ON THE QB  
THIS SEASON

7TH MOST IN THE NFL

### MOST QB PRESSURES // 2020

Player	QB Pressures	Sacks	QB Hits	Tackles
1 - T.J. Watt	55	15	41	53
2 - Chris Jones	43	7.5	28	36
3 - Aaron Donald	41	13.5	26	41
4t - Carl Lawson	40	5.5	31	34
4t - Joey Bosa	40	7.5	27	39
4t - Shaquil Barrett	40	8.0	16	57
7 - Brian Burns	36	9.0	21	58
8 - Leonard Williams	35	8.5	25	50
9 - Emmanuel Ogbah	34	9.0	21	42



### SPIDEY SENSES

- DE Brian Burns leads all current Panthers with 16.5 sacks since the start of 2019.
- This season, Burns has racked up 36 pressures, 7th most in the NFL.
- He also has 21 hits on opposing QBs this year, the most by any Panther and tied for 11th in the NFL. His team-high 9.0 sacks rank t-11th in the league. Burns' 3 forced fumbles are t-12th most.
- Burns has tallied three strip-sacks this season, t-5th in the NFL:
  - Week 7 at New Orleans Saints
  - Week 5 at Atlanta Falcons
  - Week 3 at Los Angeles Chargers
- Burns' 16.5 sacks over the past two seasons are the most among the entire 2019 draft class. His 37 career QBHs are the most by any player from his rookie class.
- Carolina's 2019 first-round draft pick last year tallied the second most sacks by a rookie (7.5) in franchise history last year. The Florida State product finished his collegiate career ranked 5th in school history with 24 sacks.



### ACTION JACKSON

- CB Donte Jackson has tallied 11 career INTs since being selected by Carolina in the 2nd round (55th overall) of the 2018 Draft. His 10 picks are the most by any CB from his draft class, and the 2nd most regardless of position.
- Jackson leads the team with 3 INTs this season. He has tallied 10 passes defended as well, most on the team despite missing two games this season.
- Jackson recorded his second interception of the season in Week 3 at the Chargers, marking the second time in his career with an INT in back-to-back games after picking off Tampa Bay QB Tom Brady in Week 2.

### INT LEADERS FROM 2018 DRAFT CLASS

Player	INTs	Drafted (Pick)
M. Fitzpatrick MIA/PIT	11	1st Rd (11th)
Donte Jackson CAR	10	2nd Rd (55th)
Jessie Bates CIN	9	2nd Rd (54th)
Darius Leonard IND	7	2nd Rd (36th)
Denzel Ward CLE	7	1st Rd (4th)

### CBs SELECTED IN THE 1ST/2ND ROUND OF THE 2018 DRAFT

Round (pick)	Player	INTs
1st (4th)	Denzel Ward	7
1st (18th)	Jaire Alexander GB	4
1st (30th)	Mike Hughes MIN	2
2nd (45th)	Josh Jackson GB	0
2nd (53rd)	M.J. Stewart TB	1
2nd (55th)	Donte Jackson CAR	10
2nd (56th)	Duke Dawson NE	0
2nd (58th)	Isaiah Oliver ATL	1
2nd (63rd)	Carlton Davis TB	5



## DEFENSIVE NOTES

### DEFENSIVE DRAFT

- Carolina became the first team in the common draft era — which began in 1967 — to spend each of its draft picks on defensive players.
- The Panthers beefed up the defensive line with their first two picks in DT **Derrick Brown** from Auburn (1st round - 8th overall) followed by DE **Yetur Gross-Matos** from Penn State (2nd round - 38th overall).
- According to Pro Football Focus, Brown and Gross-Matos ranked one and two among all players from Power Five schools in tackles for loss or no gain. Over their final two collegiate seasons, Brown had 26 tackles for loss or no gain, while Gross-Matos had 24.
- Carolina then addressed the secondary with its next two picks, trading up into the second round to select S **Jeremy Chinn** (64th overall), and then adding CB **Troy Pride** in the fourth round (113th overall).
- The Panthers lead the league with 264 tackles on defense by rookies, and 3,256 total defensive snaps by rookies.
- Carolina has 10 rookies who have recorded defensive snaps, with six players starting at least one game:

Player	Def. Snaps	GP/GS
LB Jeremy Chinn	903	14/14
DT Derrick Brown	693	15/14
CB Troy Pride	527	14/8
DT Bravvion Roy	379	14/8
DE Yetur Gross-Matos	333	11/6
S Sam Franklin	239	13/4
DB Myles Hartsfield	113	15/0
CB Stantley Thomas-Oliver	60	9/0
LB Chris Orr	6	3/0
S Kenny Robinson	3	8/0



### DERRICK BROWN 15 QB PRESURES

2ND MOST AMONG 2020 NFL ROOKIES

3RD MOST BY ANY PANTHER IN 2020

3RD MOST BY A PANTHERS ROOKIE DT IN  
FRANCHISE HISTORY

## DEFENSIVE TEAM STATS BY ROOKIES

DEFENSIVE SNAPS	TOTAL TACKLES	SACKS	FUMBLES RECOVERED
1 Carolina 3,256	1 Carolina 264	1 Washington 9.0	1t Carolina 4
2 Jacksonville 2,518	2 Minnesota 192	2t Carolina 7.5	1t New York Giants 4
3 Minnesota 2,314	3 Jacksonville 179	2t Kansas City 7.5	3 Minnesota 3
4 NY Jets 1,815	4 Baltimore 158	4t MIN/BAL/SEA 4.0	4t JAX/NO/BAL/MIN 2
5 Washington 1,564	TACKLES FOR LOSS	PASSES DEFENSED	FORCED FUMBLES
6 Baltimore 1,525	1 Washington 18	1 Jacksonville 16	1t Carolina 4
	2t Carolina 16	2 Chicago 15	1t Atlanta 4
	2t Minnesota 16	3t Carolina 13	2t NYJ/MIN/WAS 3
	4 Kansas City 13	3t Dallas 13	

### SHAQ ATTACK

- LB **Shaq Thompson** ranks 2nd on the Panthers this season with 104 tackles.
- Thompson has tallied 10+ tackles in 4 games this year.
- His 5 passes defended tied for his single-season career high.
- With a team-high nine tackles at Washington in Week 16, he increased his season total to 104 tackles. According to press box statistics (since 2000), Thompson is now 1-of-5 players in Panthers history to record back-to-back seasons with 100+ tackles (109 tackles in 2019).



### TREBO

- FS **Tre Boston** has recorded 12 interceptions since the start of the 2017 season, tied for 8th-most among all NFL safeties over that span.
- Boston's 86 tackles this season rank 3rd on the team.
- Boston is 1-of-8 players in the NFL with 150+ tackles, 15+ passes defended and 4+ interceptions over the past two seasons.
- Since re-joining the team in 2019, Boston ranks 2nd on the team with 15 passes defended.



## OFFENSIVE NOTES

### TEDDY TIME

• QB **Teddy Bridgewater** ranks 5th in the NFL among qualified QBs with a 69.7 completion percentage.

• Bridgewater has tallied 250+ passing yards in 9-of-14 games played this season. He threw for a career-high 367 yards in Week 2 at Tampa Bay. He also set a career high with 33 completions in the game. In Week 7 at Atlanta, he posted a 128.3 passer rating, the third-highest mark in a single game of his career.



• Bridgewater is averaging 254.1 passing yards per game, which ranks 2nd in Panthers history (min. 10 games played), only trailing Steve Beuerlein's 277.3 average in 1999.



### COMPLETION PERCENTAGE // 2020 QBs

Player	Comp%	Comp-Att
D. Brees NO	70.7	253-358
A. Rodgers GB	70.3	353-502
D. Watson HOU	70.1	354-505
R. Wilson SEA	69.7	364-522
<b>T. Bridgewater CAR</b>	<b>69.7</b>	<b>327-469</b>

### RUN CMC

• Coming off his record-breaking season last year, RB Christian McCaffrey has played in just three games this season due to injury.

• In his three games played this season (Weeks 1, 2 and 9), McCaffrey has scored 6 total touchdowns (5 rushing, 1 receiving) and is averaging 124.7 scrimmage yards per game.

• In Week 9 at the Chiefs, he achieved the following feats:

- Totaled 10 receptions with 151 scrimmage yards (82 receiving, 69 rushing) and 2 touchdowns (1 rushing, 1 receiving). It marked his 10th career game with at least 10 receptions, the most by a running back in NFL history.
- Recorded his 9th career game with both a rushing and receiving touchdown, surpassing Chuck Foreman (8) for the most such games by a player in his first four seasons.
- Tallied his 17th career game with at least 50 rushing yards and 50 receiving yards, surpassing Le'Veon Bell (16) for the most such games by a player in his first four seasons in NFL history.



SINCE THE START OF THE 2019 SEASON, McCaffrey IS AVERAGING...

**145.6** **SCRIM. YARDS**  
**PER GAME**

HIGHEST AVERAGE IN THE NFL

### SCRIMMAGE YARDS LEADERS

McCaffrey leads the NFL in scrimmage yards per game since the start of 2019. His 2,392 scrimmage yards last season were the 3rd most in a single season in NFL history.

### AVG. SCRIMMAGE YARDS PER GAME SINCE WEEK 1 2019

	Scrim. Yds Per Game	Total Scrim. Yds	Total TDs	Games Played
<b>Christian McCaffrey CAR</b>	<b>145.6</b>	<b>2,766</b>	<b>25</b>	<b>19</b>
Dalvin Cook MIN	127.6	3,572	30	28
Derrick Henry TEN	121.2	3,637	33	30
Nick Chubb CLE	106.7	2,881	19	27
Alvin Kamara NO	104.1	3,018	27	29



### ALL-TIME LEADERS IN SINGLE-SEASON SCRIMMAGE YARDS


<b>CHRIS</b> <b>JOHNSON</b> <b>2,509</b> TENNESSEE // 2009	<b>MARSHALL</b> <b>FAULK</b> <b>2,429</b> ST. LOUIS // 1999	<b>CHRISTIAN</b> <b>MCCAFFREY</b> <b>2,392</b> CAROLINA // 2019
---	--	--



## OFFENSIVE NOTES



### ELITE RECEIVING DUO

1-OF-2 TEAMS IN THE  WITH  
TWO PLAYERS WHO EACH HAVE  
1,000+ RECEIVING YARDS

#### 2020 LEADERS // REC. YARDS

Player	Rec. Yds
1 - Stefon Diggs BUF	1,459
2 - Travis Kelce KC	1,416
3 - DeAndre Hopkins ARZ	1,372
4 - Davante Adams GB	1,328
5 - Calvin Ridley ATL	1,322
6 - DK Metcalf SEA	1,282
7 - Tyreek Hill KC	1,276
8 - Justin Jefferson MIN	1,267
9 - Allen Robinson CHI	1,213
10 - DJ Moore CAR	1,092
11 - Darren Waller LV	1,079
12 - Terry McLaurin WAS	1,078
13 - Amari Cooper DAL	1,073
14 - Robby Anderson CAR	1,056
15 - Keenan Allen LAC	992

### MORE FOR MOORE

- WR DJ Moore has totaled 1,092 receiving yards this year, 10th most in the NFL, despite missing one game. His 17.9 average yards per catch ranks 1st among all players this season with at least 35 receptions.
- In Week 15 at Green Bay, Moore tallied a team-high 131 receiving yards on six receptions (21.8 average per catch), marking his eighth career 100-yard game and third in 2020.
- Moore has recorded 90+ receiving yards in seven games this season.
- In Week 10 vs Tampa Bay, Moore passed RB DeAngelo Williams (178) for 6th most career receptions in franchise history, and surpassed RB Christian McCaffrey (2,672) for 5th most receiving yards in Panthers history.
- Since Week 1 of the 2019 season, Moore has totaled 2,267 receiving yards, 6th most in the NFL over that span.
- Moore has totaled 3,055 receiving yards in his career since entering the NFL in 2018. He owns the franchise record for most receiving yards by a WR through his first three career seasons.
- Moore scored his first touchdown of the season in Week 5 at Atlanta on a 57-yard catch and run. According to Next Gen Stats, he peaked at 21.52 mph on the play, the fastest recorded ball carrier of Week 5. Moore tallied his first multi-touchdown game of the season in Week 7 at New Orleans, including a 74-yard reception for a score, the longest touchdown of his career.

### ROBBY RACKING UP THE YARDS

- WR Robby Anderson ranks tied for 8th in the NFL in receptions (92) and 14th in receiving yards (1,056).
- With 8 receptions in the final game of the season, Anderson would become the 4th player in Panthers history with a 100+ catch season.
- In Week 2 at Tampa Bay, Anderson joined Smith as the only Panthers players to ever open a season with back-to-back 100-yard receiving games.
- Anderson has recorded at least one reception of 20+ yards in 40 of his 77 career games played.
- Anderson is 1-of-11 players to have 50+ receptions and 750+ receiving yards in each of the last four seasons dating back to 2017.
- From 2017-19, Anderson was 1-of-8 NFL receivers to post at least 50 receptions, 750 receiving yards and five touchdowns each year.

### 1,000 APIECE

- In Week 15 at Green Bay, WRs Robby Anderson and DJ Moore became the second Panthers WR duo to each record 1,000+ receiving yards in the same season (1999: Patrick Jeffers and Muhsin Muhammad).
- It marked Anderson's first career 1,000-yard receiving season. Entering Week 17, he has 1,056 receiving yards.
- Moore became just the fourth Panther to record back-to-back 1,000-yard receiving seasons (1,175 in 2019). His 131 receiving yards were the second most in a game in his career and marked his eighth ever 100-yard receiving game.
- Panthers duos with 1,000+ receiving yards in the same season:

2020: WR Robby Anderson and WR DJ Moore

2019: RB Christian McCaffrey and WR DJ Moore

2014: TE Greg Olsen and WR Kelvin Benjamin

1999: WR Patrick Jeffers and WR Muhsin Muhammad



## OFFENSIVE NOTES

### CLUTCH CURTCO

On **3RD** downs  
this season, Samuel ranks:

<b>T-10TH</b>	<b>RECEPTIONS FOR 1ST DOWNS</b>
<b>T-3RD</b>	<b>RECEPTIONS</b>
<b>7TH</b>	<b>RECEIVING YARDS</b>
	18
	27
	339

- WR **Curtis Samuel** has totaled 70 receptions this season for 733 receiving yards and 3 TDs. Additionally, he has added 197 rushing yards and 2 rushing TDs on 38 attempts, averaging 5.2 yards per rush.
- Samuel has reeled in 70 catches on 86 targets. His 81.4% receiving percentage is the highest by any WR this season (among qualifiers).
- In Week 8, Samuel recorded his third career game with a rushing and receiving TD, the 2nd most such games by a WR in NFL history, only trailing Jerry Rice (five), according to Pro Football Reference.



### CURTIS' CAREER GAME

- In Week 15 at Washington, Samuel totaled 158 scrimmage yards (106 receiving, 52 rushing), a new single-game career high.
- Samuel had two plays of 40+ yards (one receiving and one rushing). Since entering the NFL in 2017, Samuel is 1-of-7 players to have a rush of 40+ yards and a reception of 40+ yards in a single game.
- Samuel's performance at Washington marked his second game this season (and of his career) with 100+ receiving yards. He previously tallied 105 receiving yards at Kansas City (11/8/2020).

### PJ FILLS IN FOR TEDDY

- QB **PJ Walker** recorded his first NFL start in Week 11 vs Detroit, helping lead the Panthers to a 20-0 victory.
- Walker completed 24-of-34 attempts for 258 yards, 1 touch-downs and 2 interceptions against the Lions. In the game, Walker directed an offense that had three different receivers record 7+ receptions each (Anderson 7, Moore 7, Samuel 8).
- The win over Detroit marked the first time since 2016 (Jacoby Brissett, IND) that a team pitched a shutout in a game with a QB starting his first career game.



### YARDS AFTER CATCH

- Carolina has totaled 1,980 yards after catch this season, 8th most by any team this season.
- The Panthers are averaging 5.58 yards after catch, 8th best.
- WR **Robby Anderson** leads the team with 491 yards after catch, 7th in the NFL and 4th among all WRs. RB **Mike Davis** ranks 16th in the league with 418 yards after catch, 5th most by any RB this season.

#### YARDS AFTER CATCH 2020 TEAM LEADERS

Team	YAC
1 - Kansas City Chiefs	2266
2 - San Francisco 49ers	2195
3 - Los Angeles Rams	2131
4 - Indianapolis Colts	2118
5 - Los Angeles Chargers	2105
6 - Green Bay Packers	2127
7 - Washington Football Team	2074
8 - Carolina Panthers	1980

#### YARDS AFTER CATCH PANTHERS LEADERS

Player	YAC
1 - Robby Anderson	491
2 - Mike Davis	418
3 - DJ Moore	372
4 - Curtis Samuel	296
5 - Christian McCaffrey	123

### DAVIS STEPPING UP

- RB **Mike Davis** ranks 4th in the NFL with 32 broken tackles this season.
- A dual-threat back, Davis ranks 3rd in receptions (59) among RBs and 6th in the NFL among RBs in receiving yards (373). Davis has totaled 418 yards after catch, 5th among RBs.
- On the season, Davis has rushed for 642 yards, a new single-season career high.
- In Week 16 at Washington, Davis eclipsed the 1,000-yard mark on the season, as he increased his total to 1,015 scrimmage yards.

#### MIKE DAVIS

**32**  
**BROKEN TACKLES**  
4TH MOST IN THE NFL



### TIME OF POSSESSION PER DRIVE

- According to radar360, the Panthers are 2nd in the league in average time of possession per drive, averaging 3 minutes and 6 seconds each drive.
- Additionally, Carolina is averaging 35.6 yards gained per drive, 7th best in the NFL.

#### AVG. TIME OF POSSESSION/DRIVE

Team	Avg. TOP/Drive	Avg. Yds/Drive
Green Bay Packers	3:11	38.3
Carolina Panthers	3:06	35.6
Buffalo Bills	3:00	37.7
Cleveland Browns	2:58	35.6
Las Vegas Raiders	2:58	36.5

## MILESTONES WITHIN REACH IN 2020

### TEAM

The Panthers reached their 200th ever regular season win in Week 16. Dating back to 1995, the Panthers are 200-214-1 in the regular season.

### BRIDGEWATER

QB **Teddy Bridgewater** is averaging 254.1 passing yards per game. Carolina's single-season record for passing yards per game in a season (among qualifiers) is 277.3 by Steve Beuerlein (1999).

**Bridgewater** has a 69.7 completion percentage this season. The franchise record for single-season completion percentage is 67.9 (Newton - 2018). **Bridgewater** has a 94.5 passer rating this season. The single-season franchise record is 99.4, set by Cam Newton in 2015.

In Week 9 at Kansas City, **Bridgewater** eclipsed 10,000 career passing yards.

### MOORE

In Week 10 vs Tampa Bay, WR **DJ Moore** increased his career reception count to 181, passing DeAngelo Williams (178) for 6th most in franchise history. Additionally, he improved his career receiving yardage to 2,699, passing Christian McCaffrey (2,672) for 5th most in Panthers history.

**Moore** is averaging 17.9 yards per reception this season. The single-season franchise record for yards per catch (min. 32 receptions) is 18.8, set by Willie Green in 1995.

In Week 15 at Green Bay, **Moore** surpassed 3,000 career receiving yards. Also in Week 15, **Moore** beame the fourth Panther to record back-to-back 1,000-yard receiving seasons.

**Moore's** 1,092 receiving yards this season are the 12th-most in a single season in team history. With 92 yards in Week 17, he would move into 6th place for most single-season receiving yards in team history.

### ANDERSON

WR **Robby Anderson** is averaging 6.1 receptions per game (92 total), on pace to finish with 98 catches, which would rank 5th in franchise history and 3rd by any WR in team history (S.Smith 103 in 2005; M.Muhammad 102 in 2000).

**Anderson** is averaging 70.4 receiving yards per game (1,056 total), on pace for 1,126 yards, which would rank 10th in franchise history. Steve Smith holds the current single-season franchise record with 1,563 receiving yards in 2005 (97.7 per game).

In Week 15 at Green Bay, **Anderson** surpassed 1,000 yards on the season, his first career 1K season. In Week 14 against Denver, **Anderson** eclipsed 4,000 career receiving yards.

### SAMUEL

WR **Curtis Samuel** has a career-best 930 yards from scrimmage in 2020. With 70 yards in Week 17, Carolina will become just the 5th team in the Super Bowl era with four players over 1,000 scrimmage yards apiece, and the first since the 2004 Indianapolis Colts.

### DAVIS

RB **Mike Davis** recorded his first career season with 1,000 yards from scrimmage (642 rushing, 373 receiving).

### McCAFFREY

RB **Christian McCaffrey** ranks 4th in Panthers history with 3,145 rushing yards and needs 192 more to pass DeShaun Foster (3,336) for 3rd place.

**McCaffrey** has 320 career receptions, 5th most in franchise history, and needs 5 more catches to pass Wesley Walls (324) for 4th most.

**McCaffrey** (45) needs 9 scrimmage touchdowns to move into the top 10 (Adrian Peterson/Maurice Jones-Drew tied for 9th with 54 each) for most scores in his first four seasons.

**McCaffrey** (5,817) needs 183 scrimmage yards to reach 6,000 for his career.

**McCaffrey** (45) needs 6 touchdowns to pass Muhsin Muhammad (50) for the 5th most in franchise history, and 9 touchdowns to pass DeAngelo Williams (53) for 4th most.

### CHINN

S **Jeremy Chinn** has 109 tackles this season, making him the third rookie in franchise history with 100+ tackles. The franchise record for tackles by a rookie is 164 by LB Luke Kuechly (2012). LB Jon Beason (2007) ranks 2nd in team history with 137.

**Chinn** is the first player in franchise history to win multiple NFL Defensive Rookie of the Month awards (October and November). **Chinn** is the first rookie in the Super Bowl era with 100+ tackles, multiple defensive TDs and at least one sack.

### BURNS

DE **Brian Burns** ranks 2nd in Panthers history in sacks by a player in his first two seasons (16.5). He needs 3 more sacks to surpass Julius Peppers (19.0 from 2002-03) for the most sacks by any Panthers player through his first two seasons.

### JACKSON

CB **Donte Jackson** has 10 career interceptions, 12th most in franchise history. With another pick, he'd tie Deon Grant, Charles Godfrey and Kurt Coleman (11) for the 9th most in Panthers history.

### BROWN


Rookie DT **Derrick Brown** is tied for the team lead with 8 tackles for loss this season. He needs 5 more to pass Luke Kuechly (12) for the most TFLs by a rookie in franchise history.

### THOMPSON

According to press box statistics (since 2000), LB **Shaq Thompson** is now 1-of-5 players in Panthers history to record back-to-back seasons with 100+ tackles (104 in 2020; 109 in 2019).



## 2020 DRAFT CLASS



**DERRICK BROWN**  
6'5" // 318  
AUBURN  
BUDFORD, GA.

**95**  
**DT**

### ROUND 1 • 7TH OVERALL

The Panthers' 2020 first round selection earned consensus All-America honors as a senior in 2019 and was named the SEC Defensive Player of the Year. Brown finished his collegiate career with 170 tackles, 15 sacks, 11 quarterback hits, 8 passes defended. In 2019, he was a finalist for the Outland, Nagurski and Bednarik awards.



**YETUR GROSS-MATOS**  
6'5" // 265  
PENN STATE  
SPOTSVYLVANIA, VA.

**97**  
**DE**

### ROUND 2 • 38TH OVERALL

Gross-Matos spent three years at Penn State where he finished his career tied for 10th all-time in school history with 19 career sacks. His 37 career tackles for loss rank 11th in Penn State history. In his career, he totaled 111 tackles, two forced fumbles and two fumble recoveries. Gross-Matos earned All-Big Ten honors in his final collegiate season.



**JEREMY CHINN**  
6'3" // 220  
SOUTHERN ILLINOIS  
FISHERS, IND.

**21**  
**S**

### ROUND 2 • 64TH OVERALL

Chinn played four seasons at Southern Illinois, where he was a FCS consensus All-American in 2019. In his collegiate career, Chinn totaled 243 tackles, 13 interceptions, 31 passes defended and six forced fumbles. He earned First-Team All-Missouri Valley Football Conference honors as a senior and junior, and Second-Team honors once as a sophomore.



**TROY PRIDE JR.**  
5'11" // 195  
NOTRE DAME  
GREER, S.C.

**25**  
**CB**

### ROUND 4 • 115TH OVERALL

A native of South Carolina, Pride played four years at Notre Dame. In his collegiate career, Pride totaled 121 tackles, four interceptions and 18 pass breakups. As a junior in 2018, he posted career highs in tackles (47) and passes defended (10).



**KENNY ROBINSON**  
6'2" // 200  
WEST VIRGINIA  
WILKINSBURG, PENN.

**27**  
**S**

### ROUND 5 • 152ND OVERALL

Robinson spent the spring of 2020 with the XFL's St. Louis BattleHawks. He totaled 21 tackles and two interceptions through five games in the XFL. He spent two years at West Virginia, totaling 123 career tackles, seven interceptions and seven passes defended, earning First-Team All-Big 12 honors in 2018.



**BRAVION ROY**  
6'1" // 330  
BAYLOR  
SPRING, TEXAS

**93**  
**DT**

### ROUND 6 • 184TH OVERALL

Roy played four seasons at Baylor, three of which were under head coach Matt Rhule. Earned All-Big 12 honors as a senior in 2019 after recording career highs with 5.5 sacks and 13 tackles for loss.




**STANLEY THOMAS-OLIVER**  
6'0" // 190  
FLORIDA INTERNATIONAL  
PUNTA GORDA, FLA.

**23**  
**CB**

### ROUND 7 • 221ST OVERALL

A four-year player at Florida International, Thomas-Oliver started his collegiate career as a wide receiver before switching to cornerback after his sophomore season. As a defensive player, he totaled 94 tackles, two interceptions and two sacks.

## PANTHERS ROCK HILL DEVELOPMENT



The Carolina Panthers, York County and the city of Rock Hill, S.C. have joined in a community partnership to transition the team's headquarters to Rock Hill. The new site will not only include a world-class sports complex, but also be a true destination site for the entire region, offering entertainment, dining, retail, athletics and medical care.

Groundbreaking for the site commenced in June 2020 with the first phase opening planned for 2023. Constructed on a 240-acre site adjacent to I-77, the facility and development will ultimately include:

- The Panthers new HQ offices
- An indoor practice facility
- Outdoor practice fields which can also be utilized to host multiple high school football games.
- Indoor facility to host athletic events and games, concerts and corporate events
- A premier orthopedic sports medicine facility
- Corporate offices
- Residential space
- Retail stores

The headquarters will also mean significant infrastructure improvements for the region. An interchange off I-77 will be part of additional road improvements, including more than 13,000 feet of new public streets, 2,600 parking spaces, sidewalks and trail networks for cyclists and pedestrian walkers and runners.

### DESIGN OVERVIEW

The Carolina Panthers Rock Hill Development is an innovative mixed-use, pedestrian friendly community anchored by the practice facility, headquarters offices, and sports/entertainment venue with emphasis on retail/entertainment/media productions, hospitality, employment, research and development, residential dwellings, indoor and outdoor recreation, and open space uses. Constructed on a 200+ acre site adjacent to I-77, the Panthers organization is investing to develop and build the facility and development infrastructure, which will initially include: new headquarters offices; an indoor practice facility; outdoor practice fields; scalable small stadium to host high school sports, concerts, festivals, etc.; an indoor facility to host games, concerts and corporate events; and a premier orthopedic sports medicine facility.

Inspired by the quarries of South Carolina and the city of Rock Hill, Populous introduced its design with the following fundamental principles:

- To think football and beyond
- To be smart and state-of-the-art
- To be authentically Panthers

As guests arrive at the training facility, the entrance greets everyone with a moment of significant impact - a series of canted glass walls, articulated metal panels and LED displays are choreographed to captivate visitors upon entry, culminating at one of the building's peaked rooflines which rises toward the southeast. The west lobby serves as the team entry and opens up to a one-of-a-kind commons area that serves as a social gathering space for café style dining, impromptu meetings, and multi-purpose events – each offering the ability to enjoy expansive views of the surrounding landscape.

Once arriving to the athlete facilities, the team locker room and training and recovery programs organize themselves around the primary length of the building and open themselves up to natural light and the outdoor practice fields to the south. Elevated office environments, lounges, and a café provide open views to the south and a direct relationship to the pavilion to the north which houses the facility's indoor playing field. Beyond the pavilion to the north lies an outdoor playing field, spectator seating, and bermed viewing areas, which will serve as a unique outdoor canvas for live events. For increased capacities and integration of indoor and outdoor space, the pavilion's two 90-foot wide by 80-foot tall operable glazed doors will open to transform the complex into a spectacular event space for concerts and live events.

For more information and additional renderings, visit [panthers.com/rockhill](https://panthers.com/rockhill).

# UNOFFICIAL DEPTH CHART

(As of December 29, 2020)

## OFFENSE

<b>WR</b>	11 Robby Anderson	10 Curtis Samuel	14 Pharoah Cooper
<b>LT</b>	76 Russell Okung	75 Michael Schofield	
<b>LG</b>	64 Chris Reed	75 Michael Schofield	
<b>C</b>	61 Matt Paradis	69 Tyler Larsen	
<b>RG</b>	67 John Miller	75 Michael Schofield	
<b>RT</b>	72 Taylor Moton	63 Matt Kaskey	
<b>TE</b>	82 Chris Manhertz	80 Ian Thomas	86 Colin Thompson
<b>WR</b>	12 DJ Moore	16 Brandon Zylstra	
<b>FB</b>	40 Alex Armah		
<b>QB</b>	5 Teddy Bridgewater	6 PJ Walker	7 Will Grier
<b>RB</b>	22 Christian McCaffrey	28 Mike Davis	36 Trenton Cannon <u>35 Rodney Smith</u>

## DEFENSE

<b>DE</b>	53 Brian Burns	98 Marquis Haynes	96 Austin Larkin
<b>DT</b>	92 Zach Kerr	<u>93 Bravvion Roy</u>	
<b>DT</b>	<u>95 Derrick Brown</u>	78 Woodrow Hamilton	
<b>DE</b>	<u>97 Yetur Gross-Matos</u>	94 Efe Obada	
<b>WILL</b>	54 Shaq Thompson	50 Julian Stanford	57 Adarius Taylor
<b>MIKE</b>	52 Tahir Whitehead	56 Jermaine Carter Jr.	
<b>SAM</b>	<u>21 Jeremy Chinn</u>	56 Jermaine Carter Jr.	
<b>CB</b>	26 Donte Jackson	29 Corn Elder	<u>23 Stantley Thomas-Oliver</u>
<b>CB</b>	24 Rasul Douglas	<u>25 Troy Pride Jr.</u>	30 Natrell Jamerson
<b>SS</b>	31 Juston Burris	<u>42 Sam Franklin</u>	<u>27 Kenny Robinson</u>
<b>FS</b>	33 Tre Boston	<u>21 Jeremy Chinn</u>	<u>38 Myles Hartsfield</u>

## SPECIALISTS

<b>PK</b>	4 Joey Slye
<b>P</b>	<u>3 Joseph Charlton</u>
<b>KO</b>	4 Joey Slye
<b>H</b>	<u>3 Joseph Charlton</u>
<b>PR</b>	14 Pharoah Cooper
<b>KOR</b>	36 Trenton Cannon     14 Pharoah Cooper
<b>LS</b>	44 JJ Jansen

## PRONUNCIATION GUIDE

Alex Armah .....	AR-mah	Efe Obada .....	EF-ay OH-bahdah
Rasul Douglas .....	RAH-sool	Matt Paradis .....	PARE-uh-diss
Yetur Gross-Matos .....	YEE-tore	Bravvion Roy .....	BRAY-vee-on
Marquis Haynes .....	mar-KEESE	Tahir Whitehead .....	TIE-eer
Natrell Jamerson .....	nuh-TRELL JAME-er-son	Brandon Zylstra .....	ZILL-strah
Taylor Moton .....	MOAT-ton		



# ALPHABETICAL ROSTER

NO.	NAME	POS.	HT.	WT.	AGE	EXP.	COLLEGE	HOMETOWN	HOW ACQ.	GP	GS	DNP	IA
11	Anderson, Robby	WR	6-3	190	27	5	Temple	Fort Lauderdale, Fla.	UFA-20 NYJ	15	15	0	0
40	Armah, Alex	FB	6-2	255	26	4	West Georgia	Lawrenceville, Ga.	D6-17	15	1	0	0
33	Boston, Tre	S	6-1	205	28	7	North Carolina	North Fort Myers, Fla.	UFA-19 ARZ	15	15	0	0
5	Bridgewater, Teddy	QB	6-2	215	28	7	Louisville	Miami, Fla.	UFA-20 NO	14	14	0	1
95	Brown, Derrick	DT	6-5	318	22	R	Auburn	Burford, Ga.	D1-20	15	14	0	0
53	Burns, Brian	DE	6-5	250	22	2	Florida State	Fort Lauderdale, Fla.	D1-19	15	14	0	0
31	Burris, Juston	S	6-0	210	27	5	North Carolina State	Raleigh, N.C.	UFA-20 CLE	12	11	0	0
36	Cannon, Trenton	RB	5-11	185	26	3	Virginia State	Hampton, Va.	WV-20 NYJ	13	0	0	2
56	Carter Jr., Jermaine	LB	6-1	225	25	3	Maryland	Rockville, Md.	D5-18	15	6	0	0
3	Charlton, Joseph	P	6-5	190	23	R	South Carolina	Columbia, S.C.	FA-20	15	0	0	0
21	Chinn, Jeremy	LB	6-3	220	22	R	Southern Illinois	Fishers, Ind.	D2b-20	14	14	0	1
4	Cooper, Pharoah	WR	5-11	210	25	5	South Carolina	Havelock, S.C.	UFA-20 ARI	15	1	0	0
28	Davis, Mike	RB	5-9	220	27	6	South Carolina	Stone Mountain, Ga.	WV-19 CHI	15	12	0	0
24	Douglas, Rasul	CB	6-2	209	25	4	West Virginia	East Orange, NJ	WV-20 PHI	13	10	0	0
49	Elder, Corn	CB	5-10	185	26	4	Miami (FL)	Nashville, Tenn.	D5-17	15	1	0	0
42	Franklin, Sam	S	6-3	210	24	R	Temple	Crystal River, Fla.	FA-20	13	4	0	2
7	Grier, Will	QB	6-1	220	25	2	West Virginia	Charlotte, N.C.	D3-19	0	0	6	9
97	Gross-Matos, Yetur	DE	6-5	265	22	R	Penn State	Spotsylvania, Va.	D2a-20	11	6	0	1
78	Hamilton, Woodrow	DT	6-3	315	28	2	Mississippi	Raleigh, Miss.	FA-19	5	0	0	2
38	Hartsfield, Myles	DB	5-11	210	23	R	Mississippi	Sayreville, N.J.	FA-20	15	0	0	0
98	Haynes, Marquis	DE	6-2	235	27	3	Mississippi	Jacksonville, Fla.	D4b-18	14	0	0	1
26	Jackson, Donte	CB	5-10	180	25	3	Louisiana State	Metairie, La.	D2-18	13	12	0	2
30	Jamerson, Natrell	DB	5-11	200	25	3	Wisconsin	Citra, Fla.	WV-19 GB	4	0	0	2
44	Jansen, JJ	LS	6-2	235	34	13	Notre Dame	Phoenix, Ariz.	TR-09 GB	15	0	0	0
62	Kaskey, Matt	T	6-7	325	23	1	Dartmouth	Winnetka, Ill.	FA-19	0	0	2	0
92	Kerr, Zach	DT	6-2	334	30	7	Delaware	Virginia Beach, Va.	UFA-20 ARI	12	4	0	1
96	Larkin, Austin	DE	6-3	255	25	1	Purdue	San Ramon, Calif.	FA-20	8	0	0	2
69	Larsen, Tyler	C	6-4	325	29	5	Utah State	Sandy, Utah	FA-16	12	0	0	0
82	Manhertz, Chris	TE	6-6	255	28	5	Canisius	New York, N.Y.	WV-16 NO	15	11	0	0
22	McCaffrey, Christian	RB	5-11	205	24	4	Stanford	Highlands Ranch, Colo.	D1-17	3	3	0	6
67	Miller, John	G	6-3	315	27	6	Louisville	Miami, Fla.	FA-20	13	13	0	2
12	Moore, DJ	WR	6-0	210	23	3	Maryland	Philadelphia, Pa.	D1-18	14	13	0	0
72	Moton, Taylor	T	6-5	325	26	4	Western Michigan	Okemos, Mich.	D2b-17	15	15	0	0
94	Obada, Efe	DE	6-6	265	28	3	No College	London, England	FA-17	15	1	0	0
76	Okung, Russell	T	6-5	310	32	11	Oklahoma State	Fort Bend, Texas	TR-20 LAC	7	7	0	8
61	Paradis, Matt	C	6-3	300	31	6	Boise State	Council, Idaho	UFA-19 DEN	15	15	0	0
25	Pride Jr., Troy	CB	5-11	195	22	R	Notre Dame	Greer, S.C.	D4-20	14	8	0	1
64	Reed, Chris	G	6-4	320	28	5	Minnesota St-Mankato	Omaha, Neb.	WV-19 MIA	13	13	0	0
27	Robinson, Kenny	S	6-2	200	21	R	West Virginia	Wilkinsburg, Pa.	D5-20	8	0	0	1
93	Roy, Bravion	DT	6-1	330	24	R	Baylor	Spring, Texas	D6-20	14	8	0	1
10	Samuel, Curtis	WR	5-11	195	24	4	Ohio State	Brooklyn, N.Y.	D2a-17	14	5	0	1
75	Schofield, Michael	G	6-6	300	30	7	Michigan	Orland Park, Ill.	FA-20	10	2	0	3
4	Sye, Joey	K	5-11	213	24	2	Virginia Tech	Stafford, Va.	FA-19	15	0	0	0
35	Smith, Rodney	RB	5-11	210	24	R	Minnesota	Jonesboro, Ga.	FA-20	6	0	0	0
50	Stanford, Julian	LB	6-1	230	30	7	Wagner	Bloomfield, CT	FA-20	15	0	0	0
57	Taylor, Adarius	LB	6-0	230	30	6	Florida Atlantic	Lakeland, Fla.	FA-20	12	1	0	0
80	Thomas, Ian	TE	6-4	260	24	3	Indiana	Baltimore, Md.	D4a-18	15	7	0	0
23	Thomas-Oliver, Stanley	CB	6-0	190	22	R	Florida International	Punta Gorda, Fla.	D7-20	9	0	0	6
86	Thompson, Colin	TE	6-4	255	27	1	Temple	Doylestown, Pa.	FA-20	14	4	0	1
54	Thompson, Shaq	LB	6-0	230	26	6	Washington	Sacramento, Calif.	D1-15	15	14	0	0
6	Walker, PJ	QB	5-11	212	25	1	Temple	Elizabeth, N.J.	FA-20	3	1	7	5
52	Whitehead, Tahir	LB	6-1	240	30	9	Temple	Newark, NJ	FA-20	13	10	2	0
16	Zylstra, Brandon	WR	6-2	215	27	3	Concordia	Spicer, Minn.	WV-19 MIN	15	2	0	0

## Practice Squad (16)

48	Bituli, Daniel	LB	6-3	250	23	R	Tennessee	Nashville, Tenn.	FA-20	0	0	0	0
83	Bryant, Ventell	WR	6-3	206	24	2	Temple	Tampa, Fla.	FA-20	0	0	0	0
34	Chandler, Sean	S	5-10	200	24	3	Temple	Camden, N.J.	FA-20	0	0	0	3
81	Darboh, Amara	WR	6-2	215	26	3	Michigan	West Des Moines, Iowa	FA-20	0	0	0	0
77	Hector, Bruce	DT	6-2	296	26	2	South Florida	Tampa, FL	WV-20 PHI	0	0	0	2
66	Horton, Mike	G	6-4	325	24	R	Auburn	Atlanta, Ga.	FA-20	0	0	0	2
13	Hyman, Ishmael	WR	6-0	196	25	1	James Madison	Holmdel, N.J.	FA-20	0	0	0	0
47	Johnston, Clay	LB	6-1	232	24	R	Baylor	Abilene, Texas	FA-20	1	0	0	0
19	Michel, Marken	WR	5-11	190	27	1	Massachusetts	Plantation, Fla.	FA-20	2	0	0	2
62	Monteiro, Aaron	G	6-6	315	23	1	Boston College	Brockton, Mass	FA-19	0	0	0	1
45	Orr, Chris	LB	6-0	225	23	R	Wisconsin	DeSoto, Texas	FA-20	3	0	0	1
91	Panasjuk, Mike	DT	6-4	300	23	R	Michigan State	Roselle, Ill.	FA-20	0	0	0	0
85	Ricci, Giovanni	TE	6-3	240	24	R	Western Michigan	Loveland, Ohio	FA-20	0	0	0	0
15	Stevens, Tommy	QB	6-5	235	24	R	Mississippi State	Indianapolis, Ind.	FA-20	0	0	0	0
71	Tecklenburg, Sam	C	6-4	310	23	R	Baylor	Piano, Texas	FA-20	2	0	0	0
46	Wynn, Jonathan	DE	6-4	260	26	1	Vanderbilt	Stone Mountain, Ga.	FA-20	0	0	0	0

## Reserve/NFIL (1)

2	Palardy, Michael	P	5-11	200	28	5	Tennessee	Fort Lauderdale, Fla.	FA-16	0	0	0	0
---	------------------	---	------	-----	----	---	-----------	-----------------------	-------	---	---	---	---

## Injured Reserve (8)

17	Bayless, Omar	WR	6-1	210	24	R	Arkansas State	Laurel, Miss.	FA-20	0	0	0	0
39	Bonnafon, Reggie	RB	6-0	215	24	2	Louisville	Louisville, Ky.	FA-18	2	0	0	0
65	Daley, Dennis	G	6-6	325	24	2	South Carolina	Columbia, S.C.	D6-19	5	3	0	9
18	Kirkwood, Keith	WR	6-3	210	27	3	Temple	Neptune, N.J.	FA-20	1	0	0	0
74	Little, Greg	T	6-5	310	23	2	Mississippi	Allen, Texas	D2-19	10	3	1	2
73	Scott, Trent	T	6-5	320	26	2	Grambling State	Huntsville, Ala.	WV-20 LAC	14	4	1	0
99	Short, Kawann	DT	6-3	315	31	8	Purdue	East Chicago, Ind.	D2-13	3	3	0	2
91	Weatherly, Stephen	DE	6-5	265	26	5	Vanderbilt	Snellville, Ga.	FA-20	9	9	0	0

# NUMERICAL ROSTER

NO.	NAME	POS.	HT.	WT.	AGE	EXP.	COLLEGE	HOMETOWN	HOW ACQ.	GP	GS	DNP	IA
3	Charlton, Joseph	P	6-5	190	23	R	South Carolina	Columbia, S.C.	FA-20	15	0	0	0
4	Slye, Joey	K	5-11	213	24	2	Virginia Tech	Stafford, Va.	FA-19	15	0	0	0
5	Bridgewater, Teddy	QB	6-2	215	28	7	Louisville	Miami, Fla.	UFA-20 NO	14	14	0	1
6	Walker, PJ	QB	5-11	212	25	1	Temple	Elizabeth, N.J.	FA-20	3	1	7	5
7	Grier, Will	QB	6-1	220	25	2	West Virginia	Charlotte, N.C.	D3-19	0	0	6	9
10	Samuel, Curtis	WR	5-11	195	24	4	Ohio State	Brooklyn, N.Y.	D2a-17	14	5	0	1
11	Anderson, Robby	WR	6-3	190	27	5	Temple	Fort Lauderdale, Fla.	UFA-20 NYJ	15	15	0	0
12	Moore, DJ	WR	6-0	210	23	3	Maryland	Philadelphia, Pa.	D1-18	14	13	0	0
14	Cooper, Pharoh	WR	5-11	210	25	5	South Carolina	Havelock, S.C.	UFA-20 ARI	15	1	0	0
16	Zylstra, Brandon	WR	6-2	209	25	3	Concordia	Spicer, Minn.	WV-19 MIN	15	2	0	0
21	Chinn, Jeremy	LB	6-3	220	22	R	Southern Illinois	Fishers, Ind.	D2b-20	14	14	0	1
22	McCaffrey, Christian	RB	5-11	205	24	4	Stanford	Highlands Ranch, Colo.	D1-17	3	3	0	6
23	Thomas-Oliver, Stanley	CB	6-0	190	22	R	Florida International	Punta Gorda, Fla.	D7-20	9	0	0	6
24	Douglas, Rasul	CB	6-2	209	25	4	West Virginia	East Orange, NJ	WV-20 PHI	13	10	0	0
25	Pride Jr., Troy	CB	5-11	195	22	R	Notre Dame	Greer, S.C.	D4-20	14	8	0	1
26	Jackson, Donte	CB	5-10	180	25	3	Louisiana State	Metarie, La.	D2-18	13	12	0	2
27	Robinson, Kenny	S	6-2	200	21	R	West Virginia	Wilkinsburg, Pa.	D5-20	8	0	0	1
28	Davis, Mike	RB	5-9	220	27	6	South Carolina	Stone Mountain, Ga.	WV-19 CHI	15	12	0	0
29	Elder, Corn	CB	5-10	185	26	4	Miami (FL)	Nashville, Tenn.	D5-17	15	1	0	0
30	Jamerson, Natrell	DB	5-11	200	25	3	Wisconsin	Citra, Fla.	WV-19 GB	4	0	0	2
31	Burris, Justin	S	6-0	210	27	5	North Carolina State	Raleigh, N.C.	UFA-20 CLE	12	11	0	0
33	Boston, Tre	S	6-1	205	28	7	North Carolina	North Fort Myers, Fla.	UFA-19 ARZ	15	15	0	0
35	Smith, Rodney	RB	5-11	210	24	R	Minnesota	Jonesboro, Ga.	FA-20	6	0	0	0
36	Cannon, Trenton	RB	5-11	185	26	3	Virginia State	Hampton, Va.	WV-20 NYJ	13	0	0	2
38	Hartsfield, Myles	DB	5-11	210	23	R	Mississippi	Sayreville, N.J.	FA-20	15	0	0	0
40	Armah, Alex	FB	6-2	255	26	4	West Georgia	Lawrenceville, Ga.	D6-17	15	1	0	0
42	Franklin, Sam	S	6-3	210	24	R	Temple	Crystal River, Fla.	FA-20	13	4	0	2
44	Jansen, JJ	LS	6-2	235	34	13	Notre Dame	Phoenix, Ariz.	TR-09 GB	15	0	0	0
50	Stanford, Julian	LB	6-1	230	30	7	Wagner	Bloomfield, CT	FA-20	15	0	0	0
52	Whitehead, Tahir	LB	6-1	240	30	9	Temple	Newark, NJ	FA-20	13	10	2	0
53	Burns, Brian	DE	6-5	250	22	2	Florida State	Fort Lauderdale, Fla.	D1-19	15	14	0	0
54	Thompson, Shaq	LB	6-0	230	26	6	Washington	Sacramento, Calif.	D1-15	15	14	0	0
56	Carter Jr., Jermaine	LB	6-1	225	25	3	Maryland	Rockville, Md.	D5-18	15	6	0	0
57	Taylor, Adarius	LB	6-0	230	30	6	Florida Atlantic	Lakeland, Fla.	FA-20	12	1	0	0
61	Paradis, Matt	C	6-3	300	31	6	Boise State	Council, Idaho	UFA-19 DEN	15	15	0	0
63	Kaskey, Matt	T	6-7	325	23	1	Dartmouth	Winnetka, Ill.	FA-19	0	0	2	0
64	Reed, Chris	G	6-4	320	28	5	Minnesota St-Mankato	Omaha, Neb.	WV-19 MIA	13	13	0	0
67	Miller, John	G	6-3	315	27	6	Louisville	Miami, Fla.	FA-20	13	13	0	2
69	Larsen, Tyler	C	6-4	325	29	5	Utah State	Sandy, Utah	FA-16	12	0	0	0
72	Moton, Taylor	T	6-5	325	26	4	Western Michigan	Okemos, Mich.	D2b-17	15	15	0	0
75	Schofield, Michael	G	6-6	300	30	7	Michigan	Orland Park, Ill.	FA-20	10	2	0	3
76	Okung, Russell	T	6-5	310	32	11	Oklahoma State	Fort Bend, Texas	TR-20 LAC	7	7	0	8
78	Hamilton, Woodrow	DT	6-3	315	28	2	Mississippi	Raleigh, Miss.	FA-19	5	0	0	2
80	Thomas, Ian	TE	6-4	260	24	3	Indiana	Baltimore, Md.	D4a-18	15	7	0	0
82	Manhertz, Chris	TE	6-6	255	28	5	Canisius	New York, N.Y.	WV-16 NO	15	11	0	0
86	Thompson, Colin	TE	6-4	255	27	1	Temple	Doylestown, Pa.	FA-20	14	4	0	1
92	Kerr, Zach	DT	6-2	334	30	7	Delaware	Virginia Beach, Va.	UFA-20 ARI	12	4	0	1
93	Roy, Brayvon	DT	6-1	330	24	R	Baylor	Spring, Texas	D6-20	14	8	0	1
94	Obada, Efe	DE	6-6	265	28	3	No College	London, England	FA-17	15	1	0	0
95	Brown, Derrick	DT	6-5	318	22	R	Auburn	Buford, Ga.	D1-20	15	14	0	0
96	Larkin, Austin	DE	6-3	255	25	1	Purdue	San Ramon, Calif.	FA-20	8	0	0	2
97	Gross-Matos, Yetur	DE	6-5	265	22	R	Penn State	Spotsylvania, Va.	D2a-20	11	6	0	1
98	Haynes, Marquis	DE	6-2	235	27	3	Mississippi	Jacksonville, Fla.	D4b-18	14	0	0	1

## Practice Squad (16)

13	Hyman, Ishmael	WR	6-0	196	25	1	James Madison	Holmdel, N.J.	FA-20	0	0	0	0
15	Stevens, Tommy	QB	6-5	235	24	R	Mississippi State	Indianapolis, Ind.	FA-20	0	0	0	0
19	Michel, Marken	WR	5-11	190	27	1	Massachusetts	Plantation, Fla.	FA-20	2	0	0	2
34	Chandler, Sean	S	5-10	200	24	3	Temple	Camden, N.J.	FA-20	0	0	0	3
45	Orr, Chris	LB	6-0	225	23	R	Wisconsin	DeSoto, Texas	FA-20	3	0	0	1
46	Wynn, Jonathan	DE	6-4	260	26	1	Vanderbilt	Stone Mountain, Ga.	FA-20	0	0	0	0
47	Johnston, Clay	LB	6-1	232	24	R	Baylor	Abilene, Texas	FA-20	1	0	0	0
48	Bituli, Daniel	LB	6-3	250	23	R	Tennessee	Nashville, Tenn.	FA-20	0	0	0	0
62	Monteiro, Aaron	G	6-6	315	23	1	Boston College	Brockton, Mass	FA-19	0	0	0	1
66	Horton, Mike	G	6-4	325	24	R	Auburn	Atlanta, Ga.	FA-20	0	0	0	2
71	Tecklenburg, Sam	C	6-4	310	23	R	Baylor	Plano, Texas	FA-20	2	0	0	0
77	Hector, Bruce	DT	6-2	296	26	2	South Florida	Tampa, FL	WV-20 PHI	0	0	0	2
81	Darboh, Amara	WR	6-2	215	26	3	Michigan	West Des Moines, Iowa	FA-20	0	0	0	0
83	Bryant, Ventell	WR	6-3	206	24	2	Temple	Tampa, Fla.	FA-20	0	0	0	0
85	Ricci, Giovanni	TE	6-3	240	24	R	Western Michigan	Loveland, Ohio	FA-20	0	0	0	0
91	Panasuk, Mike	DT	6-4	300	23	R	Michigan State	Roselle, Ill.	FA-20	0	0	0	0

## Reserve/NFIL (1)

2	Palardy, Michael	P	5-11	200	28	5	Tennessee	Fort Lauderdale, Fla.	FA-16	0	0	0	0
---	------------------	---	------	-----	----	---	-----------	-----------------------	-------	---	---	---	---

## Injured Reserve (8)

17	Bayless, Omar	WR	6-1	210	24	R	Arkansas State	Laurel, Miss.	FA-20	0	0	0	0
18	Kirkwood, Keith	WR	6-3	210	27	3	Temple	Neptune, N.J.	FA-20	1	0	0	0
39	Bonnafon, Reggie	RB	6-0	215	24	2	Louisville	Louisville, Ky.	FA-18	2	0	0	0
65	Daley, Dennis	G	6-6	325	24	2	South Carolina	Columbia, S.C.	D6-19	5	3	0	9
73	Scott, Trent	T	6-5	320	26	2	Grambling State	Huntsville, Ala.	WV-20 LAC	14	4	1	0
74	Little, Greg	T	6-5	310	23	2	Mississippi	Allen, Texas	D2-19	10	3	1	2
91	Weatherly, Stephen	DE	6-5	265	26	5	Vanderbilt	Snellville, Ga.	FA-20	9	9	0	0
99	Short, Kawann	DT	6-3	315	31	8	Purdue	East Chicago, Ind.	D2-13	3	3	0	2

# POSITIONAL ROSTER

QUARTERBACKS (4)								
NO.	NAME	POS.	HT.	WT.	AGE	EXP.	COLLEGE	HOW ACQ.
5	Bridgewater, Teddy	QB	6-2	215	28	7	Louisville	UFA-20 NO
6	Walker, PJ	QB	5-11	212	25	1	Temple	Elizabeth, N.J. FA-20
7	Grier, Will	QB	6-1	220	25	2	West Virginia	Charlotte, N.C. D3-19
15	Stevens, Tommy (PS)	QB	6-5	235	24	R	Mississippi State	Indianapolis, Ind. FA-20
RUNNING BACKS (6)								
NO.	NAME	POS.	HT.	WT.	AGE	EXP.	COLLEGE	HOW ACQ.
22	McCauffrey, Christian	RB	5-11	205	24	4	Stanford	Highlands Ranch, Colo. D1-17
28	Davis, Mike	RB	5-9	220	27	6	South Carolina	Stone Mountain, Ga. WV-19 CHI
35	Smith, Rodney	RB	5-11	210	24	R	Minnesota	Jonesboro, Ga. FA-20
36	Cannon, Trenton	RB	5-11	185	26	3	Virginia State	Hampton, Va. WV-20 INV
39	Bonnafont, Reggie (IR)	RB	6-0	215	24	2	Louisville	Louisville, Ky. FA-18
40	Armah, Alex	FB	6-2	255	26	4	West Georgia	Lawrenceville, Ga. D6-17
WIDE RECEIVERS (11)								
NO.	NAME	POS.	HT.	WT.	AGE	EXP.	COLLEGE	HOW ACQ.
10	Samuel, Curtis	WR	5-11	195	24	4	Ohio State	Brooklyn, N.Y. D2a-17
11	Anderson, Robby	WR	6-3	190	27	5	Temple	Fort Lauderdale, Fla. UFA-20 INV
12	Moore, DJ	WR	6-0	210	23	3	Maryland	Philadelphia, Pa. D1-18
13	Hyman, Ishmael (PS)	WR	6-0	196	25	1	James Madison	Holmdel, N.J. UFA-20 ARI
14	Cooper, Pharaoh	WR	5-11	210	25	5	South Carolina	Havlicok, S.C. UFA-19 MIN
16	Zytira, Brandon	WR	6-2	215	27	3	Concordia	Spicer, Minn. FA-20
17	Bayless, Omar (IR)	WR	6-1	210	24	R	Arkansas State	Laurel, Miss. FA-20
18	Kirkwood, Keith (IR)	WR	6-3	210	27	3	Temple	Neptune, N.J. FA-20
19	Michel, Marken (PS)	WR	5-11	190	27	1	Massachusetts	Plantation, Fla. FA-20
81	Darboah, Amara (PS)	WR	6-2	215	26	3	Michigan	West Des Moines, Iowa FA-20
83	Bryant, Ventell (PS)	WR	6-3	206	24	2	Temple	Tampa, Fla. FA-20
TIGHT ENDS (2)								
NO.	NAME	POS.	HT.	WT.	AGE	EXP.	COLLEGE	HOW ACQ.
80	Thomas, Ian	TE	6-4	260	24	3	Indiana	Baltimore, Md. D4a-18
82	Manheritz, Chris	TE	6-6	255	28	5	Canisius	New York, N.Y. WV-16 NO
85	Ricci, Giovanni (PS)	TE	6-3	240	24	R	Western Michigan	Loveland, Ohio FA-20
86	Thompson, Colin	TE	6-4	255	27	1	Temple	Doylstown, Pa. FA-20
OFFENSIVE LINE (14)								
NO.	NAME	POS.	HT.	WT.	AGE	EXP.	COLLEGE	HOW ACQ.
61	Paradis, Matt	C	6-3	300	31	6	Boise State	Council, Idaho UFA-19 DEN
62	Monteiro, Aaron (PS)	G	6-6	315	23	1	Boston College	Brocton, Mass. FA-19
63	Kaskey, Matt	T	6-7	325	23	1	Dartmouth	Winnetka, Ill. FA-19
64	Reed, Chris	G	6-4	320	28	5	Minnesota St-Mankato	Omaha, Neb. WV-19 MMA
65	Daley, Dennis (IR)	G	6-6	325	24	2	South Carolina	Columbia, S.C. D6-19
66	Horton, Mike (PS)	G	6-4	325	24	R	Auburn	Atlanta, Ga. FA-20
67	Miller, John	G	6-3	315	27	6	Louisville	Miami, Fla. FA-20
69	Larsen, Tyler	C	6-4	325	29	5	Utah State	Sandy, Utah FA-16
71	Tecklenburg, Sam (PS)	C	6-4	310	23	R	Baylor	Plano, Texas FA-20
72	Moton, Taylor	T	6-5	325	26	4	Western Michigan	Okemos, Mich. D2b-17
73	Scott, Trent (IR)	T	6-5	320	26	2	Grambling State	Huntsville, Ala. WV-20 LAC
74	Little, Greg (IR)	T	6-5	310	23	2	Mississippi	Allen, Texas D2-19
75	Schofield, Michael	G	6-6	300	30	7	Michigan	Orland Park, Ill. FA-20
76	Okung, Russell	T	6-5	310	32	11	Oklahoma State	Fort Bend, Texas TR-20 LAC
LINEBACKERS (9)								
NO.	NAME	POS.	HT.	WT.	AGE	EXP.	COLLEGE	HOW ACQ.
21	Chinn, Jeremy	LB	6-3	220	22	R	Southern Illinois	Fishers, Ind. D2b-20
45	Orr, Chris (PS)	LB	6-0	225	23	R	Wisconsin	DeSoto, Texas FA-20
47	Johnston, Clay (PS)	LB	6-1	232	24	R	Baylor	Ablene, Texas FA-20
48	Bituit, Daniel (PS)	LB	6-3	250	23	R	Tennessee	Nashville, Tenn. FA-20
50	Stanford, Julian	LB	6-1	230	24	7	Wagner	Bloomfield, CT FA-20
52	Whitehead, Tahir	LB	6-1	240	30	9	Temple	Newark, NJ FA-20
54	Thompson, Shaq	LB	6-0	230	26	6	Washington	Sacramento, Calif. D1-15
56	Carler Jr., Jermaine	LB	6-1	225	25	3	Maryland	Rockville, Md. D5-18
57	Taylor, Adarius	LB	6-0	230	30	6	Florida Atlantic	Lakeland, Fla. FA-20
DEFENSIVE BACKS (12)								
NO.	NAME	POS.	HT.	WT.	AGE	EXP.	COLLEGE	HOW ACQ.
23	Thomas-Oliver, Stanley	CB	6-0	190	22	R	Florida International	Punta Gorda, Fla. D7-20
24	Douglas, Rasul	CB	6-2	209	25	4	West Virginia	East Orange, NJ WV-20 PHI
25	Pride Jr., Troy	CB	5-11	195	22	R	Notre Dame	Gner, S.C. D4-20
26	Jackson, Donte	CB	5-10	180	25	3	Louisiana State	Metairie, La. D2-18
27	Robinson, Kenny	S	6-2	200	21	R	West Virginia	Wilkinsburg, Pa. D5-20
29	Elder, Corn	CB	5-10	185	26	4	Miami (FL)	Nashville, Tenn. D5-17
30	Jamerson, Natrell	DB	5-11	200	25	3	Wisconsin	Orla, Fla. WV-19 GB
31	Burris, Juston	S	6-0	210	27	5	North Carolina State	Raleigh, N.C. UFA-20 CLE
33	Boston, Tre	S	6-1	205	28	7	North Carolina	North Fort Myers, Fla. UFA-19 ARZ
34	Chandler, Sean (PS)	S	5-10	200	24	3	Temple	Camden, N.J. FA-20
38	Hartsfield, Myles	DB	5-11	210	23	R	Mississippi	Sayreville, N.J. FA-20
42	Franklin, Sam	S	6-3	210	24	R	Temple	Crystal River, Fla. FA-20
DEFENSIVE LINE (14)								
NO.	NAME	POS.	HT.	WT.	AGE	EXP.	COLLEGE	HOW ACQ.
46	Wynn, Jonathan (PS)	DE	6-4	260	25	1	Vanderbilt	Stone Mountain, Ga. FA-20
53	Burns, Brian	DE	6-5	250	22	2	Florida State	Fort Lauderdale, Fla. D1-19
77	Hector, Bruce (PS)	DT	6-2	296	26	2	South Florida	Tampa, FL WV-20 PHI
78	Hamilton, Woodrow	DT	6-3	315	28	2	Mississippi	Raleigh, Miss. FA-19
91	Panasius, Mike (PS)	DT	6-4	300	23	R	Michigan State	Roselle, Ill. FA-20
91	Weatherly, Stephen (IR)	DE	6-5	265	26	5	Vanderbilt	Shelville, Ga. UFA-20 ARI
92	Kerr, Zach	DT	6-2	334	30	7	Delaware	Virginia Beach, Va. UFA-20 ARI
93	Ray, Bravon	DT	6-1	240	24	R	Baylor	Spring, Texas D6-20
94	Obadi, Efe	DE	6-6	265	28	3	No College	London, England FA-17
95	Brown, Derrick	DT	6-5	318	22	R	Auburn	Belford, Ga. D1-20
96	Larkin, Austin	DE	6-3	255	25	1	Purdue	San Ramon, Calif. FA-20
97	Gross-Matos, Yetur	DE	6-5	265	22	R	Penn State	Spotsylvania, Va. D2a-20
98	Haynes, Marquis	DE	6-2	235	27	3	Mississippi	Jacksonville, Fla. D4b-18
99	Short, Kawann (IR)	DT	6-3	315	31	8	Purdue	East Chicago, Ind. D2-13
SPECIALISTS (4)								
NO.	NAME	POS.	HT.	WT.	AGE	EXP.	COLLEGE	HOW ACQ.
2	Palardy, Michael (R/NFL)	P	5-11	200	28	5	Tennessee	Fort Lauderdale, Fla. FA-16
3	Charlton, Joseph	P	6-5	190	23	R	South Carolina	Columbia, S.C. FA-20
4	Slye, Joey	K	5-11	213	24	2	Virginia Tech	Stafford, Va. FA-19
44	Jansen, JJ	LS	6-2	235	34	13	Notre Dame	Phoenix, Ariz. TR-09 GB

# HOW BUILT

YEAR	DRAFTTEES (23)	FREE AGENTS (35)	COLLEGE FREE AGENTS (9)	TRADES/WAIVERS (11)	PRACTICE SQUAD (0)
2009				LS JJ Jansen (TR-09 GB)	
2013	DT Kawann Short (2) *				
2015	LB Shaq Thompson (1)				
2016		C Tyler Larsen (FA-16) P Michael Palardy (FA-16) ▣		TE Chris Manhertz (WV-16 NO)	
2017	RB Christian McCaffrey (1) T Taylor Moton (2) WR Curtis Samuel (2) CB Corn Elder (5) FB Alex Armah (6)	DE Efe Obada (FA-17)			
2018	WR DJ Moore (1) CB Donte Jackson (2) DE Marquis Haynes (4) TE Ian Thomas (4) LB Jermaine Carter Jr. (5)		RB Reggie Bonnafon (FA-18) *		
2019	DE Brian Burns (1) T Greg Little (2) * QB Will Grier (3) G Dennis Daley (6) *	S Tre Boston (UFA-19 ARZ) DT Woodrow Hamilton (FA-19) T Matt Kaskey (FA-19) G Aaron Monteiro (FA-19) ^ C Matt Paradis (UFA-19 DEN) K Joey Slye (FA-19)		RB Mike Davis (WV-19 CHI) DB Natrell Jamerson (WV-19 GB) G Chris Reed (WV-19 MIA) WR Brandon Zylstra (WV-19 MIN)	
2020	DT Derrick Brown (1) DE Yetur Gross-Matos (2) LB Jeremy Chinn (2b) CB Troy Pride Jr. (4) S Kenny Robinson (5) DT Bravvion Roy (6) CB Stanley Thomas-Oliver (7)	WR Robby Anderson (UFA-20 NYJ) LB Daniel Bituli (FA-20) ^ QB Teddy Bridgewater (UFA-20 NO) WR Ventell Bryant (FA-20) ^ S Juston Burris (UFA-20 CLE) S Sean Chandler (FA-20) ^ P Joseph Charlton (FA-20) WR Pharoh Cooper (UFA-20 ARI) WR Amara Darboh (FA-20) ^ WR Ishmael Hyman (FA-20) ^ LB Clay Johnston (FA-20) ^ DT Zach Kerr (UFA-20 ARI) WR Keith Kirkwood (FA-20) * DE Austin Larkin (FA-20) WR Marken Michel (FA-20) ^ G John Miller (FA-20) DT Mike Panasiuk (FA-20) ^ G Michael Schofield (FA-20) LB Julian Stanford (FA-20) QB Tommy Stevens (FA-20) ^ LB Adarius Taylor (FA-20) TE Colin Thompson (FA-20) QB PJ Walker (FA-20) DE Stephen Weatherly (FA-20) *	WR Omar Bayless (FA-20) * S Sam Franklin (FA-20) DB Myles Hartsfield (FA-20) G Mike Horton (FA-20) ^ LB Chris Orr (FA-20) ^ TE Giovanni Ricci (FA-20) ^ RB Rodney Smith (FA-20) C Sam Tecklenburg (FA-20) ^	RB Trenton Cannon (WV-20 NYJ) CB Rasul Douglas (WV-20 PHI) DT Bruce Hector (WV-20 PHI) ^ T Russell Okung (TR-20 LAC) T Trent Scott (WV-20 LAC) *	

Key: \* Injured Reserve, ▣ Reserve/NFL, ^ Practice Squad



# GAME-BY-GAME STARTERS

2020 REGULAR SEASON													
OFFENSE													
DATE	OPPONENT	LT	LG	C	RC	RT	TE	TE	WR	WR	WR	RB	QB
9/13	Las Vegas	R. Okung	M. Schofield	M. Paradis	J. Miller	T. Moton	C. Manhertz	A. Armah	R. Anderson	D. Moore	--	C. McCaffrey	T. Bridgewater
9/20	at Tampa Bay	R. Okung	M. Schofield	M. Paradis	J. Miller	T. Moton	C. Manhertz	I. Thomas	R. Anderson	D. Moore	--	C. McCaffrey	T. Bridgewater
9/27	at LA Chargers	G. Little	C. Reed	M. Paradis	J. Miller	T. Moton	--	I. Thomas	R. Anderson	D. Moore	C. Samuel	M. Davis	T. Bridgewater
10/4	Arizona	G. Little	C. Reed	M. Paradis	J. Miller	T. Moton	C. Manhertz	I. Thomas	R. Anderson	D. Moore	--	M. Davis	T. Bridgewater
10/11	at Atlanta	R. Okung	C. Reed	M. Paradis	J. Miller	T. Moton	--	I. Thomas	R. Anderson	D. Moore	C. Samuel	M. Davis	T. Bridgewater
10/18	Chicago	R. Okung	C. Reed	M. Paradis	J. Miller	T. Moton	C. Manhertz	--	R. Anderson	D. Moore	S. Roberts	M. Davis	T. Bridgewater
10/25	at New Orleans	R. Okung	C. Reed	M. Paradis	D. Daley	T. Moton	C. Manhertz	C. Thompson	R. Anderson	D. Moore	--	M. Davis	T. Bridgewater
10/29	Atlanta	G. Little	C. Reed	M. Paradis	J. Miller	T. Moton	--	I. Thomas	R. Anderson	D. Moore	C. Samuel	M. Davis	T. Bridgewater
11/8	at Kansas City	G. Little	C. Reed	M. Paradis	J. Miller	T. Moton	C. Manhertz	--	R. Anderson	D. Moore	C. Samuel	C. McCaffrey	T. Bridgewater
11/15	Tampa Bay	T. Scott	C. Reed	M. Paradis	J. Miller	T. Moton	--	I. Thomas	R. Anderson	D. Moore	C. Samuel	M. Davis	T. Bridgewater
11/22	Detroit	T. Scott	C. Reed	M. Paradis	D. Daley	T. Moton	C. Manhertz	I. Thomas	R. Anderson	D. Moore	--	M. Davis	P. Walker
11/29	at Minnesota	R. Okung	C. Reed	M. Paradis	J. Miller	T. Moton	C. Manhertz	C. Thompson	R. Anderson	D. Moore	--	M. Davis	T. Bridgewater
12/13	Denver	R. Okung	C. Reed	M. Paradis	J. Miller	T. Moton	C. Manhertz	--	R. Anderson	P. Cooper	B. Zylstra	M. Davis	T. Bridgewater
12/19	at Green Bay	T. Scott	C. Reed	M. Paradis	J. Miller	T. Moton	C. Manhertz	C. Thompson	R. Anderson	B. Zylstra	--	M. Davis	T. Bridgewater
12/27	at Washington	T. Scott	C. Reed	M. Paradis	J. Miller	T. Moton	C. Manhertz	C. Thompson	R. Anderson	D. Moore	--	M. Davis	T. Bridgewater
1/3	New Orleans	--	--	--	--	--	--	--	--	--	--	--	--

2020 REGULAR SEASON													
DEFENSE													
DATE	OPPONENT	DE	DT	DT	DE	WILL	MIKE	SAM	CB	CB	DB	SS	FS
9/13	Las Vegas	B. Burns	K. Short	<u>D. Brown</u>	S. Weatherly	S. Thompson	T. Whitehead	<u>J. Chinn</u>	D. Jackson	<u>T. Pride Jr.</u>	--	J. Burris	T. Boston
9/20	at Tampa Bay	B. Burns	Z. Kerr	<u>D. Brown</u>	S. Weatherly	S. Thompson	T. Whitehead	<u>J. Chinn</u>	D. Jackson	R. Douglas	--	J. Burris	T. Boston
9/27	at LA Chargers	B. Burns	Z. Kerr	<u>D. Brown</u>	S. Weatherly	S. Thompson	T. Whitehead	<u>J. Chinn</u>	D. Jackson	R. Douglas	--	J. Burris	T. Boston
10/4	Arizona	B. Burns	K. Short	<u>D. Brown</u>	S. Weatherly	S. Thompson	T. Whitehead	<u>J. Chinn</u>	D. Jackson	R. Douglas	--	J. Burris	T. Boston
10/11	at Atlanta	B. Burns	K. Short	<u>D. Brown</u>	S. Weatherly	S. Thompson	T. Whitehead	<u>J. Chinn</u>	D. Jackson	R. Douglas	--	J. Burris	T. Boston
10/18	Chicago	B. Burns	Z. Kerr	<u>D. Brown</u>	S. Weatherly	S. Thompson	T. Whitehead	<u>J. Chinn</u>	<u>T. Pride Jr.</u>	R. Douglas	--	J. Burris	T. Boston
10/25	at New Orleans	B. Burns	Z. Kerr	<u>D. Brown</u>	S. Weatherly	S. Thompson	T. Whitehead	<u>J. Chinn</u>	D. Jackson	<u>T. Pride Jr.</u>	--	<u>S. Franklin</u>	T. Boston
10/29	Atlanta	B. Burns	<u>B. Roy</u>	<u>D. Brown</u>	S. Weatherly	S. Thompson	T. Whitehead	<u>J. Chinn</u>	D. Jackson	<u>T. Pride Jr.</u>	--	<u>S. Franklin</u>	T. Boston
11/8	at Kansas City	B. Burns	<u>B. Roy</u>	<u>D. Brown</u>	S. Weatherly	S. Thompson	J. Carter Jr.	--	D. Jackson	R. Douglas	C. Elder	<u>S. Franklin</u>	T. Boston
11/15	Tampa Bay	B. Burns	<u>B. Roy</u>	<u>D. Brown</u>	<u>Y. Gross-Matos</u>	S. Thompson	T. Whitehead	<u>J. Chinn</u>	D. Jackson	R. Douglas	--	<u>S. Franklin</u>	T. Boston
11/22	Detroit	B. Burns	<u>B. Roy</u>	<u>D. Brown</u>	<u>Y. Gross-Matos</u>	S. Thompson	J. Carter Jr.	<u>J. Chinn</u>	<u>T. Pride Jr.</u>	R. Douglas	--	J. Burris	T. Boston
11/29	at Minnesota	B. Burns	<u>B. Roy</u>	<u>D. Brown</u>	<u>Y. Gross-Matos</u>	S. Thompson	J. Carter Jr.	<u>J. Chinn</u>	<u>T. Pride Jr.</u>	R. Douglas	--	J. Burris	T. Boston
12/13	Denver	B. Burns	<u>B. Roy</u>	<u>E. Obada</u>	<u>Y. Gross-Matos</u>	J. Carter Jr.	T. Whitehead	<u>J. Chinn</u>	D. Jackson	<u>T. Pride Jr.</u>	--	J. Burris	T. Boston
12/19	at Green Bay	B. Burns	<u>B. Roy</u>	<u>D. Brown</u>	<u>Y. Gross-Matos</u>	S. Thompson	J. Carter Jr.	<u>J. Chinn</u>	D. Jackson	<u>T. Pride Jr.</u>	--	J. Burris	T. Boston
12/27	at Washington	<u>Y. Gross-Matos</u>	<u>B. Roy</u>	<u>D. Brown</u>	--	S. Thompson	J. Carter Jr.	A. Taylor	D. Jackson	R. Douglas	<u>J. Chinn</u>	J. Burris	T. Boston
1/3	New Orleans	--	--	--	--	--	--	--	--	--	--	--	--

Rookies underlined.

# PLAYER PARTICIPATION

2020 REGULAR SEASON CAROLINA PANTHERS PLAYER PARTICIPATION																										
PLAYERS	LV	@ TB	@ LAC	@ NY	@ NJ	@ NY	@ NY	@ NY	@ NY	@ NY	@ NY	@ NY	@ NY	@ NY	@ NY	@ NY	@ NY	@ NY	@ NY	@ NY	@ NY	@ NY	@ NY	@ NY	@ NY	@ NY
	9/13	9/20	9/27	10/4	10/11	10/18	10/25	10/29	11/3	11/15	11/22	11/29	12/3	12/19	12/27	1/3	GP	GS	DNP	IN						
Myles Adams	PS																0	0	0	0						
Robby Anderson	WR	WR	WR	WR	WR	WR	WR	WR	WR	WR	WR	WR	WR	WR	WR	WR	15	15	0	0						
Elia Apple	IR	P	P	P	P	P	P	P	P	P	P	P	P	P	P	P	2	0	0	2						
Alex Armah	FB	IR	IR	IR	IR	IR	IR	IR	IR	IR	IR	IR	IR	IR	IR	IR	0	0	0	0						
Omar Bayless	IR	IR	IR	IR	IR	IR	IR	IR	IR	IR	IR	IR	IR	IR	IR	IR	0	0	0	0						
Taylor Bertolo	-	-	-	-	-	-	-	-	-	-	-	-	-	-	-	-	0	0	0	0						
Daniel Btuli	-	-	-	-	-	-	-	-	-	-	-	-	-	-	-	-	0	0	0	0						
Reggie Bonafon	PS	PS	P	P	PSIR	PSIR	PSIR	PSIR	PSIR	PSIR	PSIR	PSIR	PSIR	PSIR	PSIR	PSIR	0	0	0	0						
Tre Boston	FS	FS	P	P	FS	FS	FS	FS	FS	FS	FS	FS	FS	FS	FS	FS	15	15	0	0						
Teddy Bridgewater	QB	QB	QB	QB	QB	QB	QB	QB	QB	QB	QB	QB	QB	QB	QB	QB	14	14	0	1						
Derrick Brown	DT	DT	DT	DT	DT	DT	DT	DT	DT	DT	DT	DT	DT	DT	DT	DT	15	15	0	0						
Brian Burns	DE	DE	DE	DE	DE	DE	DE	DE	DE	DE	DE	DE	DE	DE	DE	DE	15	14	0	0						
Jurion Burns	SS	SS	SS	SS	SS	SS	SS	SS	SS	SS	SS	SS	SS	SS	SS	SS	12	11	0	0						
Trenton Cannon	P	P	INA	INA	P	P	P	P	P	P	P	P	P	P	P	P	13	0	0	2						
Jermaine Carter Jr.	P	P	P	P	P	P	P	P	SAM	P	MIKE	MIKE	WILL	MIKE	MIKE	MIKE	15	6	0	0						
Sean Chandler	-	-	-	-	-	-	-	-	INA	INA	INA	INA	INA	INA	INA	INA	0	0	0	3						
Joseph Charton	-	-	-	-	-	-	-	-	-	-	-	-	-	-	-	-	15	0	0	0						
Jeremy Chinn	SAM	SAM	SAM	SAM	SAM	SAM	SAM	SAM	FS	INA	SAM	SAM	FS	FS	FS	FS	14	14	0	1						
Ross Cockrell	-	-	-	-	-	-	-	-	-	-	-	-	-	-	-	-	1	0	0	0						
Pharoh Cooper	P	P	P	P	P	P	P	P	P	P	P	P	P	P	P	P	15	1	0	0						
Dennis Daley	INA	INA	INA	INA	INA	INA	LG	P	LG	P	LG	INA	INA	INA	INA	INA	5	3	0	9						
Amara Darboh	-	-	-	-	-	-	-	-	-	-	-	-	-	-	-	-	0	0	0	0						
Mike Davis	P	P	RB	RB	RB	RB	RB	RB	P	RB	P	RB	P	RB	P	RB	0	0	0	0						
Seth DeValve	-	-	-	-	-	-	-	-	-	-	-	-	-	-	-	-	0	0	0	0						
Rasul Douglas	P	CB	CB	CB	CB	CB	R/C19	R/C19	CB	CB	CB	CB	CB	CB	CB	CB	13	10	0	0						
Corn Elder	P	P	P	P	P	P	P	P	P	P	P	P	P	P	P	P	15	1	0	0						
Sam Franklin	P	P	P	P	P	P	SS	SS	SS	SS	INA	INA	P	P	P	P	13	4	0	2						
Shelton Gibson	-	-	-	-	-	-	-	-	-	-	-	-	-	-	-	-	0	0	0	0						
J Green	PS	-	-	-	-	-	-	-	-	-	-	-	-	-	-	-	0	0	0	0						
Will Grier	DNP	INA	DNP	DNP	DNP	INA	INA	INA	DNP	INA	DNP	INA	INA	INA	INA	INA	0	0	6	9						
Yetur Gross-Matos	P	INA	P	P	P	P	P	P	IR	IR	P	DE	DE	DE	DE	DE	11	6	0	1						
Lirim Hajrullahu	-	-	-	-	-	-	-	-	-	-	-	-	-	-	-	-	0	0	0	0						
Woodrow Hamilton	PS	P	PS	PS	PS	INA	P	P	Active	P	PS	PS	P	P	P	INA	5	0	0	2						
Myles Hartsfield	P	P	P	P	P	P	P	P	P	P	P	P	P	P	P	P	15	1	0	0						
Marquis Hayes	P	P	P	P	P	P	P	P	P	P	P	P	P	P	P	P	14	0	0	1						
Bruce Hector	PS	PS	PS	PS	PS	PS	PS	PS	INA	INA	PS	PS	PS	PS	PS	PS	0	0	0	2						
Mike Horton	PS	PS	PS	PS	PS	PS	INA	INA	PS	PS	PS	PS	PS	PS	PS	PS	0	0	0	2						
Ishmael Hyman	PS	PS	PS	PS	PS	PS	PS	PS	PS	PS	PS	PS	PS	PS	PS	PS	0	0	0	2						
Donte Jackson	CB	CB	CB	CB	CB	CB	P	CB	CB	CB	CB	INA	INA	CB	CB	CB	13	12	0	2						
Natrell Jamerson	R/C19	R/C19	R/C19	PS	PS	PS	P	PS	PS	P	PS	P	P	P	P	P	4	0	0	2						
JJ Jansen	P	P	P	P	P	P	P	P	P	P	P	P	P	P	P	P	15	0	0	0						
Clay Johnston	PS	PS	PS	PS	PS	PS	PS	PS	PS	PS	PS	PS	PS	PS	PS	PS	1	0	0	0						
Matt Kaseky	PS	PS	PS	PS	PS	PS	PS	PS	PS	PS	PS	PS	PS	PS	PS	PS	0	0	2	0						
Zach Kerr	P	DT	DT	P	P	P	DT	DT	INA	P	P	P	R/C19	R/C19	P	P	0	0	2	0						
Keith Kirkwood	IR	IR	IR	IR	IR	IR	P	IR	IR	IR	IR	IR	IR	IR	IR	IR	1	0	0	0						
Jordan Kuzayak	-	-	-	-	-	-	-	-	-	-	-	-	-	-	-	-	1	0	0	0						
Austin Larkin	PS	PS	PS	PS	PS	P	P	P	P	P	P	P	P	P	P	INA	8	0	0	2						
Tyler Larsen	P	P	P	P	P	R/C19	R/C19	P	P	P	P	P	P	P	P	P	12	0	0	0						
Greg Little	DNP	P	LT	LT	P	P	P	P	P	P	P	P	INA	INA	IR	IR	10	3	1	2						
Cole Lule	-	-	-	-	-	-	-	-	-	-	-	-	-	-	-	-	0	0	0	0						
Chris Manhertz	TE	TE	P	TE	P	TE	P	TE	P	TE	P	TE	TE	TE	TE	TE	15	11	0	0						
Christian McCaffrey	RB	RB	IR	IR	IR	IR	IR	IR	RB	INA	INA	INA	INA	INA	INA	INA	3	3	0	6						
Marken Michel	PS	PS	PS	PS	PS	PS	INA	P	INA	PS	PS	PS	P	PS	P	PS	2	0	0	2						
John Miller	RG	RG	RG	RG	RG	RG	INA	RG	RG	INA	RG	RG	RG	RG	RG	RG	13	13	0	2						
Shareef Miller	INA	INA	INA	INA	INA	INA	INA	INA	INA	INA	INA	INA	INA	INA	INA	INA	0	0	0	3						
Aaron Monteiro	-	-	-	-	-	-	-	-	-	-	-	-	-	-	-	-	0	0	0	1						
DJ Moore	WR	WR	WR	WR	WR	WR	WR	WR	WR	WR	WR	WR	WR	WR	WR	WR	14	13	0	0						
Taylor Moton	RT	RT	RT	RT	RT	RT	RT	RT	RT	RT	RT	RT	RT	RT	RT	RT	15	15	0	0						
Efe Obada	P	P	P	P	P	P	P	P	P	P	P	P	P	P	P	P	15	1	0	0						
Russell Okung	LT	LT	INA	INA	LT	LT	LT	INA	INA	INA	INA	LT	LT	INA	INA	INA	7	0	0	8						
Chris Orr	PS	PS	PS	INA	PS	PS	PS	PS	PS	PS	P	P	Active	PS	PS	PS	3	0	0	1						
Michael Palardy	R/NFL	R/NFL	R/NFL	R/NFL	R/NFL	R/NFL	R/NFL	R/NFL	R/NFL	R/NFL	R/NFL	R/NFL	R/NFL	R/NFL	R/NFL	R/NFL	0	0	0	0						
Matt Paradis	C	C	C	C	C	C	C	C	C	C	C	C	C	C	C	C	15	15	0	0						
Troy Pride Jr.	CB	P	P	P	P	CB	CB	CB	P	CB	CB	CB	CB	CB	CB	INA	14	8	0	1						
Chris Reed	R/C19	R/C19	LG	LG	LG	LG	LG	LG	LG	LG	LG	LG	LG	LG	LG	LG	13	13	0	0						
Giovanni Ricci	PS	PS	PS	PS	PS	PS	PS	PS	PS	PS	PS	PS	PS	PS	PS	PS	0	0	0	0						
Seth Roberts	P	P	P	P	P	WR	P	-	-	-	-	-	-	-	-	-	1	1	0	0						
Kenny Robinson	PS	PS	PS	PS	PS	PS	P	P	P	P	P	P	INA	P	P	P	8	0	0	1						
Bravon Roy	P	P	P	INA	P	P	P	P	P	P	P	P	P	P	P	P	14	8	0	1						
Curtis Samuel	P	P	WR	P	WR	INA	P	WR	WR	WR	WR	P	P	P	P	P	14	5	0	1						
Michael Schofield	LG	LG	P	P	INA	P	R/C19	R/C19	INA	INA	INA	P	P	P	P	P	10	2	0	3						
Trent Scott	DNP	P	P	P	P	P	P	P	P	P	RT	RT	P	P	P	P	14	4	1	0						
Kawann Short	DT	INA	INA	DT	DT	IR	IR	IR	IR	IR	IR	IR	IR	IR	IR	IR	3	3	0	2						
Joey Sive	P	P	P	P	P	P	P	P	P	P	P	P	P	P	P	P	15	0	0	0						
Rodney Smith	-	-	-	-	-	-	-	-	-	-	-	-	-	-	-	-	6	0	0	0						
Julian Stanford	P	P	P	P	P	P	P	P	P	P	P	P	P	P	P	P	15	0	0	0						
Adarius Taylor	P	P	P	P	P	P	P	P	P	IR	IR	IR	P	P	P	WILL	12	1	0	0						
Sam Tecklenburg																										

# 2020 TEAM STATS

CAROLINA PANTHERS / REGULAR SEASON WEEK 16 / THROUGH SUNDAY, DECEMBER 27, 2020

WON 5, LOST 10				MATT RHULE (15 GAMES)			
09/13	L	30-34	Las Vegas				
09/20	L	17-31	at Tampa Bay				
09/27	W	21-16	at L.A. Chargers	5,120			
10/04	W	31-21	Arizona	6,656			
10/11	W	23-16	at Atlanta	5,240			
10/18	L	16-23	Chicago	3,000			
10/25	L	24-27	at New Orleans	5,240			
10/29	L	17-25	Atlanta	12,073			
11/08	L	31-33	at Kansas City	5,815			
11/15	L	23-46	Tampa Bay	5,546			
11/22	W	20-0	Detroit				
11/29	L	27-28	at Minnesota	5,768			
12/13	L	27-32	Denver				
12/19	L	16-24	at Green Bay				
12/27	W	20-13	at Washington				

2020 TEAM STATISTICS				CAR	OPP.
FIRST DOWNS				318	340
Rushing				103	105
Passing				183	200
Penalty				32	35
Third Down-Made/Att				75/186	92/185
Third Down Efficiency				40.3%	49.7%
Fourth Down-Made/Att				13/23	5/9
Fourth Down Efficiency				56.5%	55.6%
TOTAL NET YARDS				5,272	5,414
Avg. Per Game				351.5	360.9
Total Plays				933	958
Avg. Per Play				5.7	5.7
NET YARDS RUSHING				1,630	1,780
Avg. Per Game				108.7	118.7
Total Rushes				387	378
Avg. Per Rush				4.2	4.7
NET YARDS PASSING				3,642	3,634
Avg. Per Game				242.8	242.3
Sacked/Yards Lost				33/216	27/189
Gross Yards				3,858	3,823
Attempts/Completions				513/355	553/376
Pct. of Completion				69.2%	68.0%
Held Intercepted				11	7
PUNTS/AVERAGE				42/46.3	46/44.0
Net Punting Average				40.9	40.8
PUNT RETURN/AVG.				19/5.7	16/10.3
KICKOFF RETURN/AVG.				28/25.5	7/20.6
INTERCEPTION RETURN/AVG.				7/15.7	11/2.4
PENALTIES/YARDS				94/747	81/682
FUMBLE/BALL LOST				11/5	20/15
TOUCHDOWNS				37	42
Rushing				18	16
Passing				16	25
Returns				3	1
EXTRA POINTS/ATTEMPTS				32/35	34/39
TWO POINT CONVERSION/ATT.				1/2	1/3
FIELD GOALS/ATTEMPTS				29/36	27/29
AVG. TIME OF POSSESSION				31:07	28:53

SCORE BY PERIODS	Q1	Q2	Q3	Q4	OT	PTS
TEAM	82	107	58	96	0	343
OPPONENTS	78	108	70	113	0	369

SCORING	TD	RU	PA	RT	K-PAI	FG	2PT	S	PTS
J. Slye	0	0	0	0	32/35	29/36	0	0	119
M. Davis	8	6	2	0	0/0	0/0	0	0	48
C. McCaffrey	6	5	1	0	0/0	0/0	0	0	36
T. Bridgewater	5	5	0	0	0/0	0/0	0	0	30
C. Samuel	5	2	3	0	0/0	0/0	0	0	30
D. Moore	4	0	4	0	0/0	0/0	0	0	24
R. Anderson	3	0	3	0	0/0	0/0	1	0	20
J. Chinn	2	0	0	2	0/0	0/0	0	0	12
R. Bonafon	1	0	1	0	0/0	0/0	0	0	6
I. Thomas	1	0	1	0	0/0	0/0	0	0	6
C. Thompson	1	0	1	0	0/0	0/0	0	0	6
B. Zylstra	1	0	0	1	0/0	0/0	0	0	6
TEAM	37	18	16	3	32/35	29/36	1	0	343
OPPONENTS	42	16	25	1	34/39	27/29	1	0	369

2-PT Conv: R. Anderson 1, TM 1-2, OPP 1-3

J. Slye: (47G, 46G, 31G) (23G) (29G, 24G, 30G, 22G, 31G) (27G, 42WR) (38G, 39G, 22G) (21G, 20G, 54WR, 48G) (43G, 65SH) (39G) (47G, 51LU, 67WR) (46G) (56G, 37G) (28B, 40G, 21G, 54WL) (35G, 26G) (35G, 22G, 35G) (-)

OPP: (20G, 54G) (33G) (41G) (46G, 31G, 54G) (31G, 55G, 31G) (41G, 43G) (20G, 37G, 36G, 29G) (39G, 55G, 48WL) (23G, 24G, 21G, 40G) (51WL) (35G, 25G) (51G) (48G, 26G)

SACKS: B. Burns 9.0, E. Obada 4.5, M. Haynes 4.0, Y. Gross-Matos 2.5, D. Brown 2.0, Z. Kerr 2.0, S. Franklin 1.0, B. Roy 1.0, J. Chinn 1.0, TM 27.0, OPP 33.0

PASSING	ATT	CMP	YDS	CMP%	YDS/ATT	TD	TD%	INT	INT%	LONG	SACK/	LOST	RATING
T. Bridgewater	469	327	3,557	69.7	7.6	15	3.2	9	1.9	75t	30t	195	94.5
P. Walker	42	27	273	64.3	6.5	1	2.4	2	4.8	52	2t	16	70.8
J. Charlton	1	1	28	100.0	28.0	0	0.0	0	0.0	28	1t	5	118.8
D. Moore	1	0	0	0.0	0.0	0	0.0	0	0.0	0	0t	0	39.6
TEAM	513	355	3,858	69.2	7.5	16	3.1	11	2.1	75t	33t	216	92.5
OPPONENTS	553	376	3,823	68.0	6.9	25	4.5	7	1.3	50	27t	189	97.3

RUSHING	NO.	YDS	AVG	LONG	TD
M. Davis	165	642	3.9	25	6
T. Bridgewater	50	272	5.4	18t	5
C. McCaffrey	59	225	3.8	15	5
C. Samuel	38	197	5.2	45	2
R. Smith	31	116	3.7	13	0
R. Bonafon	12	69	5.8	22	0
T. Cannon	10	33	3.3	13	0
J. Chinn	2	29	14.5	28	0
D. Moore	2	22	11.0	21	0
R. Anderson	4	15	3.8	11	0
A. Armah	6	9	1.5	3	0
M. Hartsfield	2	2	1.0	2	0
B. Zylstra	1	1	1.0	1	0
P. Walker	5	-2	-0.4	2	0
TEAM	387	1,630	4.2	45	18
OPPONENTS	378	1,780	4.7	58t	16

RECEIVING	TAR	NO.	YDS	AVG	LONG	TD
D. Moore	107	61	1,092	17.9	74t	4
R. Anderson	130	92	1,056	11.5	75t	3
C. Samuel	86	70	733	10.5	44	3
M. Davis	70	59	373	6.3	23	2
C. McCaffrey	19	17	149	8.8	24	1
I. Thomas	28	19	146	7.7	21	1
P. Cooper	6	4	64	16.0	32	0
R. Smith	10	8	55	6.9	12	0
C. Manhart	8	6	52	8.7	17	0
B. Zylstra	4	3	35	11.7	28	0
S. Roberts	6	4	31	7.8	12	0
A. Armah	8	5	18	3.6	14	0
R. Bonafon	2	2	18	9.0	15	1
T. Cannon	3	3	16	5.3	19	0
K. Kirkwood	2	1	13	13.0	13	0
C. Thompson	2	1	7	7.0	7t	1
P. Walker	1	0	0	0.0	0	0
TEAM	492	355	3,858	10.9	75t	16
OPPONENTS	536	376	3,823	10.2	50	25

INTERCEPTIONS	NO.	YDS	AVG	LONG	TD
D. Jackson	3	110	36.7	66	0
J. Burns	1	0	0.0	0	0
T. Boston	1	0	0.0	0	0
T. Whitehead	1	0	0.0	0	0
J. Chinn	1	0	0.0	0	0
TEAM	7	110	15.7	66	0
OPPONENTS	11	26	2.4	12	0

FUMBLES	FUM	NO.	LSY	FF	REC	TD
T. Bridgewater	4	3	0	0	0	0
R. Anderson	4	1	0	0	0	0
M. Davis	1	1	0	0	0	0
C. Samuel	1	0	0	0	1	0
P. Cooper	1	0	0	0	0	0
P. Walker	1	0	0	0	1	0
R. Smith	1	0	0	0	0	0
D. Daley	0	0	0	0	0	0
I. Thomas	1	0	0	0	1	0
D. Moore	0	0	0	0	1	0
TEAM	11	5	0	0	4	0
OPPONENTS	20	15	0	2	2	0

PUNTING	NO.	YDS	AVG	NET	TB	IN	LG	B
J. Charlton	42	1,943	46.3	40.9	3	21	67	0
TEAM	42	1,943	46.3	40.9	3	21	67	0
OPPONENTS	46	2,024	44.0	40.8	2	21	65	0

PUNT RETURNS	RET	FC	YDS	AVG	LONG	TD
P. Cooper	19	15	109	5.7	20	0
TEAM	19	15	109	5.7	20	0
OPPONENTS	16	15	164	10.3	83t	1

KICKOFF RETURNS	NO.	YDS	AVG	LONG	TD
P. Cooper	18	430	23.9	38	0
T. Cannon	9	277	30.8	98	0
B. Zylstra	1	6	6.0	6	0
TEAM	28	713	25.5	98	0
OPPONENTS	7	144	20.6	29	0

FIELD GOALS	1-19	20-29	30-39	40-49	50+
J. Slye	0/0	11/12	10/10	7/8	1/6
TEAM	0/0	11/12	10/10	7/8	1/6
OPPONENTS	0/0	8/8	7/7	6/7	6/7

2020 DEFENSIVE STATS

2020 REGULAR SEASON CAROLINA PANTHERS DEFENSIVE STATS (THROUGH WEEK 16)											
POS.	PLAYER	TOTAL	TKL	AST.	TFL	SACKS	PRES	FR	FF	INT.	PD
LB	J. Chinn	109	68	41	2	1.0	4	2	2	1	5
LB	S. Thompson	106	62	44	6	0.0	2	1	2	0	5
S	T. Boston	85	56	29	3	0.0	1	2	1	1	4
DE	B. Burns	59	35	24	8	9.0	21	0	3	0	4
CB	R. Douglas	58	47	11	1	0.0	0	0	0	0	9
S	J. Burris	52	34	18	3	0.0	1	0	0	1	4
LB	T. Whitehead	51	27	24	0	0.0	1	1	0	1	1
CB	T. Pride Jr.	41	26	15	1	0.0	0	0	0	0	2
CB	C. Elder	37	27	10	1	0.0	0	0	1	0	3
LB	J. Carter Jr.	35	18	17	2	0.0	0	1	0	0	0
DT	D. Brown	33	21	12	8	2.0	11	0	0	0	4
CB	D. Jackson	29	20	9	1	0.0	0	0	0	3	10
DT	Z. Kerr	28	9	19	1	2.0	9	0	1	0	2
DT	B. Roy	25	11	14	2	1.0	5	0	0	0	0
DE	Y. Gross-Matos	22	9	13	2	2.5	6	0	1	0	0
S	S. Franklin	19	13	6	1	1.0	1	0	0	0	1
DE	M. Haynes	17	14	3	4	4.0	5	2	1	0	1
DE	E. Obada	17	9	8	4	4.5	14	2	0	0	0
DE	S. Weatherly	17	7	10	1	0.0	2	0	0	0	0
LB	A. Taylor	14	9	5	1	0.0	0	0	0	0	0
DB	M. Hartsfield	10	7	3	0	0.0	0	1	0	0	1
DE	A. Larkin	10	4	6	0	0.0	0	0	0	0	0
DT	K. Short	6	3	3	0	0.0	0	0	0	0	0
CB	E. Apple	4	3	1	0	0.0	0	0	0	0	0
CB	S. Thomas-Oliver	4	3	1	0	0.0	0	0	0	0	0
DT	W. Hamilton	3	2	1	0	0.0	0	1	0	0	0
LB	J. Stanford	3	1	2	0	0.0	0	0	0	0	0
PANTHERS TOTALS		894	545	349	52	27.0	83	13	12	7	56
OPP. TOTALS		901	578	323	68	33.0	71	5	9	11	59

Ast.=Assist, TFL=Tackle for a Loss, INT.=Interception, FR=Fumble Recovery, FF=Forced Fumble, PD=Pass Defense

2020 PANTHERS SPECIAL TEAMS							
POS.	PLAYER	TKL.	AST.	COMB.	FF	FR	BL
RB	T. Cannon	5	1	6	0	0	0
LB	J. Stanford	3	3	6	0	0	0
LB	A. Taylor	1	2	3	0	0	0
LB	J. Carter Jr.	0	3	3	0	0	0
K	J. Slye	2	0	2	0	0	0
RB	R. Bonnafon	1	0	1	0	0	0
DB	M. Hartsfield	1	0	1	0	1	0
CB	T. Pride Jr.	1	0	1	0	0	0
LB	J. Chinn	0	1	1	0	0	0
CB	C. Elder	0	1	1	0	0	0
S	S. Franklin	0	1	1	0	0	0
LS	J. Jansen	0	1	1	0	0	0
S	K. Robinson	0	1	1	0	0	0
DT	B. Roy	0	0	0	0	0	1
TOTALS		14	14	28	0	1	1

DEFENSIVE STATS BY RANK											
SACKS		INTERCEPTIONS		TACKLES FOR LOSS		PASSES DEFENSED		PRES			
PLAYER	NO.	PLAYER	NO.	PLAYER	NO.	PLAYER	NO.	PLAYER	NO.	PLAYER	NO.
B. Burns	9.0	D. Jackson	3	D. Brown	8	D. Jackson	10	B. Burns	21		
E. Obada	4.5	T. Boston	1	B. Burns	8	R. Douglas	9	E. Obada	14		
M. Haynes	4.0	J. Burris	1	S. Thompson	6	J. Chinn	5	D. Brown	11		
Y. Gross-Matos	2.5	J. Chinn	1	M. Haynes	4	S. Thompson	5	Z. Kerr	9		
D. Brown	2.0	T. Whitehead	1	E. Obada	4	T. Boston	4	Y. Gross-Matos	6		
Z. Kerr	2.0			T. Boston	3	D. Brown	4	M. Haynes	5		
J. Chinn	1.0			J. Burris	3	B. Burns	4	B. Roy	5		
S. Franklin	1.0			J. Carter Jr.	2	J. Burris	4	J. Chinn	4		
B. Roy	1.0			J. Chinn	2	C. Elder	3	S. Thompson	2		
				Y. Gross-Matos	2	Z. Kerr	2	S. Weatherly	2		
				B. Roy	2	T. Pride Jr.	2	T. Boston	1		
				R. Douglas	1	S. Franklin	1	J. Burris	1		
				C. Elder	1	M. Hartsfield	1	S. Franklin	1		
				S. Franklin	1	M. Haynes	1	T. Whitehead	1		
				D. Jackson	1	T. Whitehead	1				
				Z. Kerr	1						
				T. Pride Jr.	1						
				A. Taylor	1						
				S. Weatherly	1						



GAME-BY-GAME OFFENSE

2020 REGULAR SEASON PANTHERS GAME-BY-GAME OFFENSE																	
	09/13	09/20	09/27	10/04	10/11	10/18	10/25	10/29	11/08	11/15	11/22	11/29	12/13	12/19	12/27	01/03	
	LV	TB	@ LAC	ARI	@ ATL	CHI	@ NO	ATL	@ KC	TB	DET	@ MIN	DEN	@ GB	WAS	NO	Totals
FIRST DOWNS																	
Total	22	24	14	30	24	23	18	18	30	13	20	21	22	20	19		318
Rushing	8	5	2	11	5	8	4	6	7	5	7	10	8	10	7		103
Passing	13	18	10	17	18	8	11	9	18	7	12	10	13	8	11		183
Penalty	1	1	2	2	1	7	3	3	5	1	1	1	1	2	1		32
THIRD DOWNS																	
Attempts	13	11	12	11	12	13	9	10	16	9	15	14	14	12	15		186
Converted	7	6	3	7	6	3	6	2	7	1	5	6	6	4	6		75
Percentage	53.8	54.5	25.0	63.6	50.0	23.1	66.7	20.0	43.8	11.1	33.3	42.9	42.9	33.3	40.0		40.3
FOURTH DOWNS																	
Attempts	2	2	0	1	0	2	0	3	3	3	0	1	1	2	3		23
Converted	1	1	0	1	0	1	0	1	3	1	0	1	0	1	2		13
Percentage	50.0	50.0	0	100.0	0	50.0	0	33.3	100.0	33.3	0	100.0	0.0	50.0	66.7		56.5
TOT. OFFENSE																	
Net Yards	388	427	302	444	437	303	283	304	435	187	374	374	370	364	280		5,272
Plays	65	71	51	72	63	62	43	52	76	47	70	64	65	65	67		933
Avg./Play	6.0	6.0	5.9	6.2	6.9	4.9	6.6	5.8	5.7	4.0	5.3	5.8	5.7	5.6	4.2		5.7
RUSHING																	
Net Yards	129	87	81	168	124	112	37	147	104	65	116	107	125	115	113		1,630
Rush. Att.	30	24	21	35	27	29	14	22	24	16	34	28	21	27	35		387
Avg./Att.	4.3	3.6	3.9	4.8	4.6	3.9	2.6	6.7	4.3	4.1	3.4	3.8	6.0	4.3	3.2		4.2
PASSING																	
Net Yards	259	340	221	276	313	191	246	157	331	122	258	267	245	249	167		3,642
Attempts	34	42	28	37	36	29	28	27	50	28	35	36	40	35	28		513
Completions	22	33	22	26	27	16	23	16	37	20	24	19	30	21	19		355
Intercepted	0	2	0	1	0	2	0	1	0	1	2	1	0	0	1		11
Gross Yards	269	367	235	276	313	216	254	179	338	148	258	267	283	258	197		3,858
Sacked	1.0	5.0	2.0	0.0	0.0	4.0	1.0	3.0	2.0	3.0	1.0	0.0	4.0	3.0	4.0		33.0
Yards Lost	10	27	14	0	0	25	8	22	7	26	0	0	38	9	30		216
ADVANCES																	
Rushes	30	24	21	35	27	29	14	22	24	16	34	28	21	27	35		387
Completions	22	33	22	26	27	16	23	16	37	20	24	19	30	21	19		355
Totals	52	57	43	61	54	45	37	38	61	36	58	47	51	48	54		742
Total Drives	10	12	10	10	9	11	7	8	9	11	11	9	11	10	12		150
PENALTIES																	
Number	5	9	3	10	4	8	1	6	12	5	7	7	7	7	3		94
Yards	65	77	30	72	25	69	5	30	82	40	45	58	48	66	35		747
FUMBLES																	
Number	0	3	0	0	0	1	0	0	1	0	2	0	0	2	2		11
Lost	0	2	0	0	0	1	0	0	0	0	0	0	0	1	1		5
PUNTING																	
Yards	120	101	189	42	134	49	51	78	65	217	189	116	174	183	235		1,943
Punts	2	2	4	1	3	1	1	2	2	4	4	3	4	4	5		42
Net Avg.	41.5	40.5	44.8	42.0	37.0	49.0	47.0	39.0	29.5	54.3	38.3	38.7	22.8	44.5	47.0		40.9
Gross Avg.	60.0	50.5	47.3	42.0	44.7	49.0	51.0	39.0	32.5	54.3	47.3	38.7	43.5	45.8	47.0		46.3
SCORING																	
Points	30	17	21	31	23	16	24	17	31	23	20	27	27	16	20		343
Q1	9	0	6	14	3	3	3	7	7	14	7	0	0	3	6		82
Q2	6	0	12	7	17	3	14	7	10	3	0	7	7	0	14		107
Q3	0	7	0	7	0	0	7	3	0	0	10	14	3	7	0		58
Q4	15	10	3	3	3	10	0	0	14	6	3	6	17	6	0		96
OT	0	0	0	0	0	0	0	0	0	0	0	0	0	0	0		0
TD Rushing	2	2	0	2	0	1	1	1	2	1	1	0	3	1	1		18
TD Passing	1	0	1	2	2	0	2	1	2	2	1	1	0	0	1		16
TD KO Returns	0	0	0	0	0	0	0	0	0	0	0	0	0	0	0		0
TD Punt Returns	0	0	0	0	0	0	0	0	0	0	0	0	0	0	0		0
TD Sp. Teams	0	0	0	0	0	0	0	0	0	0	0	0	0	0	1		1
TD Def. Returns	0	0	0	0	0	0	0	0	0	0	0	2	0	0	0		2
FG Attempts	3	1	5	2	3	4	2	1	3	1	2	4	2	3	0		36
FG Made	3	1	5	1	3	3	1	1	1	1	2	2	2	3	0		29
Safety	0	0	0	0	0	0	0	0	0	0	0	0	0	0	0		0
2-Pt Attempts	1	0	0	0	0	0	0	0	0	1	0	0	0	0	0		2
2-Pt Made	1	0	0	0	0	0	0	0	0	0	0	0	0	0	0		1
Time of Possession	28:48	34:32	28:48	37:08	33:05	31:06	25:19	23:30	38:01	23:55	36:48	28:47	30:28	30:51	35:36		466:42

GAME-BY-GAME DEFENSE

2020 REGULAR SEASON PANTHERS GAME-BY-GAME DEFENSE																
	09/13	09/20	09/27	10/04	10/11	10/18	10/25	10/29	11/08	11/15	11/22	11/29	12/13	12/19	12/27	01/03
	@	@	@		@		@		@			@		@	@	
	LV	TB	LAC	ARI	ATL	CHI	NO	ATL	KC	TB	DET	MIN	DEN	GB	WAS	NO
FIRST DOWNS																
Total	23	20	26	21	21	22	26	28	24	30	10	26	23	20	20	340
Rushing	10	5	7	6	10	5	9	10	3	9	0	7	7	9	8	105
Passing	11	11	18	11	11	14	16	14	18	18	9	18	13	8	10	200
Penalty	2	4	1	4	0	3	1	4	3	3	1	1	3	3	2	35
THIRD DOWNS																
Attempts	11	11	15	9	13	14	14	9	11	16	14	13	8	12	15	185
Converted	6	5	10	3	6	7	12	3	6	10	3	6	3	5	7	92
Percentage	54.5	45.5	66.7	33.3	46.2	50.0	85.7	33.3	54.5	62.5	21.4	46.2	37.5	41.7	46.7	49.7
FOURTH DOWNS																
Attempts	0	0	0	0	1	0	0	0	0	1	3	1	0	0	3	9
Converted	0	0	0	0	1	0	0	0	0	1	1	1	0	0	1	5
Percentage	0	0	0	0	100.0	0	0	0	0	100.0	33.3	100.0	0	0	33.3	55.6
TOT. OFFENSE																
Net Yards	372	339	436	262	373	261	415	401	397	544	185	387	365	291	386	5,414
Plays	61	57	74	55	63	64	67	68	58	77	55	71	58	61	69	958
Avg./Play	6.1	5.9	5.9	4.8	5.9	4.1	6.2	5.9	6.8	7.1	3.4	5.5	6.3	4.8	5.6	5.7
RUSHING																
Net Yards	133	122	117	129	166	63	138	131	36	210	40	96	96	195	108	1,780
Rush. Att.	31	22	23	23	24	25	29	36	11	37	17	24	30	27	19	378
Avg./Att.	4.3	5.5	5.1	5.6	6.9	2.5	4.8	3.6	3.3	5.7	2.4	4.0	3.2	7.2	5.7	4.7
PASSING																
Net Yards	239	217	319	133	207	198	277	270	361	334	145	291	269	96	278	3,634
Attempts	30	35	49	31	37	39	37	30	45	39	33	45	27	29	47	553
Completions	22	23	35	24	21	23	30	21	30	28	18	34	21	20	26	376
Intercepted	0	1	1	0	1	1	0	1	0	0	0	0	0	0	2	7
Gross Yards	239	217	330	133	226	198	287	281	372	341	178	307	280	143	291	3,823
Sacked	0.0	0.0	2.0	1.0	2.0	0.0	1.0	2.0	2.0	1.0	5.0	2.0	1.0	5.0	3.0	27.0
Yards Lost	0	0	11	0	19	0	10	11	11	7	33	16	11	47	13	189
ADVANCES																
Rushes	31	22	23	23	24	25	29	36	11	37	17	24	30	27	19	378
Completions	22	23	35	24	21	23	30	21	30	28	18	34	21	20	26	376
Totals	53	45	58	47	45	48	59	57	41	65	35	58	51	47	45	754
Total Drives	9	11	10	9	9	11	7	9	9	11	11	11	10	11	11	149
PENALTIES																
Number	3	5	8	5	3	10	6	6	8	3	4	8	2	5	5	81
Yards	40	37	60	29	40	92	50	63	75	30	20	52	18	50	26	682
FUMBLES																
Number	1	1	4	1	1	1	1	0	1	1	1	3	2	0	2	20
Lost	0	1	3	1	0	0	1	0	1	1	1	3	1	0	2	15
PUNTING																
Yards	127	168	119	207	139	177	0	39	36	0	253	153	177	275	154	2,024
Punts	3	4	3	5	3	4	0	1	1	0	6	3	4	6	3	46
Net Avg.	32.7	42.3	37.0	40.2	47.3	37.0	0.0	39.0	36.0	0.0	38.7	44.3	44.3	42.5	44.7	40.8
Gross Avg.	42.3	42.0	39.7	41.4	46.3	44.3	0.0	39.0	36.0	0.0	42.2	51.0	44.3	45.8	51.3	44.0
SCORING																
Points	34	31	16	21	16	23	27	25	33	46	0	28	32	24	13	369
Q1	7	14	0	0	7	7	7	6	3	7	0	7	6	7	0	78
Q2	10	7	7	7	0	6	14	10	10	10	0	3	7	14	3	108
Q3	10	0	3	7	3	7	3	3	7	12	0	0	12	0	3	70
Q4	7	10	6	7	6	3	3	6	13	17	0	18	7	3	7	113
OT	0	0	0	0	0	0	0	0	0	0	0	0	0	0	0	0
TD Rushing	3	3	1	0	1	1	1	2	0	2	0	0	0	2	0	16
TD Passing	1	1	1	3	0	1	2	0	4	3	0	3	4	1	1	25
TD KO Returns	0	0	0	0	0	0	0	0	0	0	0	0	0	0	0	0
TD Punt Returns	0	0	0	0	0	0	0	0	0	0	0	0	1	0	0	1
TD Sp. Teams	0	0	0	0	0	0	0	0	0	0	0	0	0	0	0	0
TD Def. Returns	0	0	0	0	0	0	0	0	0	0	0	0	0	0	0	0
FG Attempts	2	1	1	0	3	3	2	4	3	4	1	2	0	1	2	29
FG Made	2	1	1	0	3	3	2	4	2	4	0	2	0	1	2	27
Safety	0	0	0	0	0	0	0	0	0	0	0	0	0	0	0	0
2-Pt Attempts	0	0	1	0	0	0	0	0	0	0	0	1	1	0	0	3
2-Pt Made	0	0	0	0	0	0	0	0	0	0	0	1	0	0	0	1
Time of Possession	31:12	25:28	31:12	22:52	26:55	28:54	34:41	36:30	21:59	36:05	23:12	31:13	29:32	29:09	24:24	433:18

SCORING BREAKDOWN & TURNOVER SUMMARY

(AS OF DEC 29, 2020, 3:21 PM PST)												2020 : REGULAR SEASON				
			PANTHERS						OPPONENTS						POINT	OVERALL
DATE	OPPONENT	W/L/T	1ST	2ND	3RD	4TH	OT	TOTAL	1ST	2ND	3RD	4TH	OT	TOTAL	DIFF	RECORD
9/13	Las Vegas	L	9	6	0	15	--	30	7	10	10	7	--	34	-4	0-1
9/20	at Tampa Bay	L	0	0	7	10	--	17	14	7	0	10	--	31	-14	0-2
9/27	at L.A. Chargers	W	6	12	0	3	--	21	0	7	3	6	--	16	5	1-2
10/4	Arizona	W	14	7	7	3	--	31	0	7	7	7	--	21	10	2-2
10/11	at Atlanta	W	3	17	0	3	--	23	7	0	3	6	--	16	7	3-2
10/18	Chicago	L	3	3	0	10	--	16	7	6	7	3	--	23	-7	3-3
10/25	at New Orleans	L	3	14	7	0	--	24	7	14	3	3	--	27	-3	3-4
10/29	Atlanta	L	7	7	3	0	--	17	6	10	3	6	--	25	-8	3-5
11/8	at Kansas City	L	7	10	0	14	--	31	3	10	7	13	--	33	-2	3-6
11/15	Tampa Bay	L	14	3	0	6	--	23	7	10	12	17	--	46	-23	3-7
11/22	Detroit	W	7	0	10	3	--	20	0	0	0	0	--	0	20	4-7
11/29	at Minnesota	L	0	7	14	6	--	27	7	3	0	18	--	28	-1	4-8
12/13	Denver	L	0	7	3	17	--	27	6	7	12	7	--	32	-5	4-9
12/19	at Green Bay	L	3	0	7	6	--	16	7	14	0	3	--	24	-8	4-10
12/27	at Washington	W	6	14	0	0	--	20	0	3	3	7	--	13	7	5-10
1/3	New Orleans	--	--	--	--	--	--	--	--	--	--	--	--	--	--	--
2020 TOTALS		5-10	82	107	58	96	--	343	78	108	70	113	--	369	-26	5-10
AVG/GAME			5.5	7.1	3.9	6.4	--	22.9	5.2	7.2	4.7	7.5	--	24.6	-1.7	

DATE	OPPONENT	CAR +/- RATIO	CAR TAKES	POINTS OFF TAKES	CAR GIVES	POINTS OFF GIVES	POINTS OFF TO RATIO
09/13	Las Vegas	0	0 (0 FUM, 0 INT)	0	0 (0 FUM, 0 INT)	0	0
09/20	at Tampa Bay	-2	2 (1 FUM, 1 INT)	7	4 (2 FUM, 2 INT)	17	-10
09/27	at L.A. Chargers	+4	4 (3 FUM, 1 INT)	12	0 (0 FUM, 0 INT)	0	+12
10/04	Arizona	0	1 (1 FUM, 0 INT)	7	1 (0 FUM, 1 INT)	7	0
10/11	at Atlanta	+1	1 (0 FUM, 1 INT)	3	0 (0 FUM, 0 INT)	0	+3
10/18	Chicago	-2	1 (0 FUM, 1 INT)	0	3 (1 FUM, 2 INT)	7	-7
10/25	at New Orleans	+1	1 (1 FUM, 0 INT)	7	0 (0 FUM, 0 INT)	0	+7
10/29	Atlanta	0	1 (0 FUM, 1 INT)	7	1 (0 FUM, 1 INT)	0	+7
11/08	at Kansas City	+1	1 (1 FUM, 0 INT)	0	0 (0 FUM, 0 INT)	0	0
11/15	Tampa Bay	0	1 (1 FUM, 0 INT)	7	1 (0 FUM, 1 INT)	3	+4
11/22	Detroit	-1	1 (1 FUM, 0 INT)	0	2 (0 FUM, 2 INT)	0	0
11/29	at Minnesota	+2	3 (3 FUM, 0 INT)	16	1 (0 FUM, 1 INT)	0	+16
12/13	Denver	+1	1 (1 FUM, 0 INT)	7	0 (0 FUM, 0 INT)	0	+7
12/19	at Green Bay	-1	0 (0 FUM, 0 INT)	0	1 (1 FUM, 0 INT)	7	-7
12/27	at Washington	+2	4 (2 FUM, 2 INT)	13	2 (1 FUM, 1 INT)	3	+10
01/03	New Orleans	--	--	--	--	--	--
TOTALS		+6	22 (15 FUM, 7 INT)	86	16 (5 FUM, 11 INT)	44	+42

# SCORING DRIVES

PANTHERS 2020 REGULAR SEASON SCORING DRIVES											
DATE	OPPONENT	ACQUIRED	DRIVE START	PLAYS	YARDS	Q-TIME	FIRST DOWNS	SCORING PLAY	CAR	OPP	
09/13	Las Vegas	Punt	CAR 37	8	34	Q1-4:02	2	J. Slye: 47-yard FG	3	0	
		Kickoff	CAR 37	10	63	Q1-4:50	4	C. McCaffrey: 6-yard run	9	7	
		Kickoff	CAR 25	7	47	Q2-3:10	2	J. Slye: 46-yard FG	12	10	
		Kickoff	CAR 25	11	62	Q2-1:54	5	J. Slye: 31-yard FG	15	17	
		Kickoff	CAR 25	17	75	Q3-7:57	6	Q4: C. McCaffrey: 3-yard run	22	27	
		Punt	CAR 23	2	77	Q4-0:58	1	R. Anderson: 75-yard pass from T. Bridgewater	30	27	
09/20	at Tampa Bay	Interception	TB 47	8	47	Q3-5:25	4	C. McCaffrey: 1-yard run	7	21	
		Punt	CAR 7	13	93	Q3-6:19	5	Q4: C. McCaffrey: 7-yard run	14	21	
		Kickoff	CAR 25	10	70	Q4-4:16	4	J. Slye: 23-yard FG	17	24	
09/27	at L.A. Chargers	Punt	LAC 48	6	37	Q1-3:07	2	J. Slye: 29-yard FG	3	0	
		Fumble	LAC 35	7	29	Q1-3:15	1	J. Slye: 24-yard FG	6	0	
		Kickoff	CAR 29	10	59	Q2-6:03	3	J. Slye: 30-yard FG	9	7	
		Fumble	CAR 43	8	57	Q2-3:57	4	M. Davis: 13-yard pass from T. Bridgewater	15	7	
		Interception	LAC 8	2	4	Q2-0:08	0	J. Slye: 22-yard FG	18	7	
		Kickoff	CAR 25	8	62	Q3-5:14	2	Q4: J. Slye: 31-yard FG	21	10	
10/04	Arizona	Punt	CAR 34	13	66	Q1-5:44	5	M. Davis: 1-yard run	7	0	
		Punt	CAR 20	9	80	Q1-4:31	4	T. Bridgewater: 18-yard run	14	0	
		Kickoff	CAR 25	10	75	Q2-5:31	6	R. Bonafon: 3-yard pass from T. Bridgewater	21	7	
		Fumble	CAR 26	8	74	Q3-4:19	5	I. Thomas: 2-yard pass from T. Bridgewater	28	7	
		Kickoff	CAR 18	15	73	Q3-8:30	5	Q4: J. Slye: 27-yard FG	31	14	
10/11	at Atlanta	Kickoff	CAR 16	14	64	Q1-7:22	4	J. Slye: 38-yard FG	3	7	
		Punt	CAR 27	8	52	Q2-4:53	2	J. Slye: 39-yard FG	6	7	
		Punt	CAR 12	5	88	Q2-2:23	3	D. Moore: 57-yard pass from T. Bridgewater	13	7	
		Punt	CAR 11	8	89	Q2-1:11	6	M. Davis: 3-yard pass from T. Bridgewater	20	7	
		Interception	CAR 20	14	76	Q4-7:39	5	J. Slye: 22-yard FG	23	13	
10/18	Chicago	Kickoff	CAR 25	14	72	Q1-6:33	6	J. Slye: 21-yard FG	3	7	
		Kickoff	CAR 25	13	73	Q2-6:09	6	J. Slye: 20-yard FG	6	10	
		Kickoff	CAR 25	9	75	Q3-3:33	5	Q4: M. Davis: 1-yard run	13	20	
		Kickoff	CAR 35	5	35	Q4-1:33	1	J. Slye: 48-yard FG	16	23	
10/25	at New Orleans	Kickoff	CAR 25	9	50	Q1-4:40	3	J. Slye: 43-yard FG	3	7	
		Kickoff	CAR 25	2	75	Q2-1:17	2	D. Moore: 74-yard pass from T. Bridgewater	10	14	
		Fumble	CAR 35	9	65	Q2-5:21	4	D. Moore: 7-yard pass from T. Bridgewater	17	14	
		Kickoff	CAR 25	8	75	Q3-4:16	5	C. Samuel: 5-yard run	24	24	
10/29	Atlanta	Kickoff	CAR 25	6	75	Q1-3:00	5	C. Samuel: 12-yard run	7	3	
		Interception	ATL 40	4	40	Q2-2:07	2	C. Samuel: 29-yard pass from T. Bridgewater	14	6	
		Kickoff	CAR 31	11	48	Q3-3:23	2	J. Slye: 39-yard FG	17	19	
11/08	at Kansas City	Kickoff	CAR 25	15	75	Q1-8:53	7	C. McCaffrey: 9-yard pass from T. Bridgewater	7	0	
		Kickoff	CAR 26	9	74	Q1-3:59	4	Q2: C. Samuel: 14-yard pass from T. Bridgewater	14	3	
		Kickoff	CAR 21	9	50	Q2-2:59	3	J. Slye: 47-yard FG	17	13	
		Kickoff	CAR 30	9	70	Q4-4:01	4	T. Bridgewater: 4-yard run	24	26	
		Kickoff	CAR 25	11	75	Q4-5:47	6	C. McCaffrey: 1-yard run	31	33	
11/15	Tampa Bay	Fumble	TB 33	7	33	Q1-4:00	3	C. Thompson: 7-yard pass from T. Bridgewater	7	0	
		Kickoff	CAR 25	4	75	Q1-1:52	3	D. Moore: 24-yard pass from T. Bridgewater	14	7	
		Kickoff	CAR 25	10	47	Q2-6:03	3	J. Slye: 46-yard FG	17	10	
		Kickoff	TB 4	2	4	Q4-1:17	1	T. Bridgewater: 3-yard run	23	32	
11/22	Detroit	Punt	CAR 5	10	95	Q1-6:03	5	M. Davis: 1-yard run	7	0	
		Punt	CAR 34	6	66	Q3-3:09	3	C. Samuel: 17-yard pass from P. Walker	14	0	
		Punt	CAR 25	9	37	Q3-5:33	2	J. Slye: 56-yard FG	17	0	
		Downs	DET 22	5	3	Q4-1:20	0	J. Slye: 37-yard FG	20	0	
11/29	at Minnesota	Punt	CAR 19	11	81	Q2-5:33	4	R. Anderson: 41-yard pass from T. Bridgewater	7	7	
		Kickoff	CAR 25	9	53	Q4-3:16	2	J. Slye: 40-yard FG	24	13	
		Muffed Punt	MIN 9	4	6	Q4-0:19	0	J. Slye: 21-yard FG	27	21	
12/13	Denver	Fumble	DEN 3	2	3	Q2-0:07	1	M. Davis: 3-yard run	7	6	
		Kickoff	CAR 25	11	58	Q3-4:11	3	J. Slye: 35-yard FG	10	19	
		Kickoff	CAR 25	9	75	Q3-5:04	5	Q4: T. Bridgewater: 7-yard run	17	25	
		Punt	CAR 18	10	74	Q4-5:03	4	J. Slye: 26-yard FG	20	25	
		Kickoff	CAR 25	4	75	Q4-0:28	4	M. Davis: 10-yard run	27	32	
12/19	at Green Bay	Kickoff	CAR 25	8	57	Q1-3:57	2	J. Slye: 36-yard FG	3	7	
		Punt	CAR 49	7	51	Q3-3:53	4	T. Bridgewater: 13-yard run	10	21	
		Punt	CAR 20	16	76	Q3-8:44	5	Q4: J. Slye: 22-yard FG	13	21	
		Kickoff	CAR 24	6	61	Q4-1:35	2	J. Slye: 33-yard FG	16	24	
12/27	at Washington	Punt	CAR 20	10	80	Q2-6:14	5	M. Davis: 1-yard run	13	0	
		Interception	CAR 45	6	55	Q2-3:34	2	R. Anderson: 14-yard pass from T. Bridgewater	20	0	
01/03	New Orleans	--	--	--	--	--	--	--	--	--	
AVG				8.6	59.4	4:08.95	3.5				
TOTALS				540	3,745	261:24	218				



BIG PASS PLAYS (20+ YARDS)

2020 REGULAR SEASON - BIG PASS PLAYS (20+ YARDS)																					
DATE	OPPONENT	QTR	PANTHERS PLAYER	YDS.	DOWN	RESULT	QTR	OPP. PLAYER	YDS.	DOWN	RESULT										
09/13	Las Vegas	4	Teddy Bridgewater -> Robby Anderson	75T	2-8-CAR 25	Touchdown	1	Derek Carr -> Henry Ruggs III	45	1-10-CAR 46	Touchdown										
						2	Derek Carr -> Nelson Agholor	23T	3-2-CAR 23	Touchdown											
						3	Derek Carr -> Josh Jacobs	29	2-14-LV 47	Touchdown											
09/20	at Tampa Bay	3	Teddy Bridgewater -> DJ Moore	30	2-6-CAR 36	Touchdown	1	Tom Brady -> Mike Evans	50	2-14-TB 29	Touchdown										
		4	Teddy Bridgewater -> Robby Anderson	39	1-10-CAR 12	Interception	1	Tom Brady -> Mike Evans	23T	1-10-CAR 23	Touchdown										
		4	Teddy Bridgewater -> Mike Davis	22	1-10-CAR 25	End Game	2	Tom Brady -> Justin Watson	36	1-10-TB 47	Touchdown										
09/27	at L.A. Chargers	1	Teddy Bridgewater -> Curtis Samuel	24	3-7-LAC 32	Field Goal	1	Justin Herbert -> Austin Ekeler	28	2-10-LAC 49	Touchdown										
		3	Teddy Bridgewater -> DJ Moore	38	2-6-CAR 29	Field Goal	3	Justin Herbert -> Keenan Allen	22	3-9-CAR 47	Field Goal										
		4	Teddy Bridgewater -> DJ Moore	27	1-10-CAR 25	Punt	4	Justin Herbert -> Keenan Allen	21	1-10-CAR 44	Fumble										
10/04	Arizona	1	Teddy Bridgewater -> DJ Moore	23	2-8-CAR 22	Touchdown	3	Kyler Murray -> Dan Arnold	25	2-13-ARI 29	Fumble										
		1	Teddy Bridgewater -> Robby Anderson	24	1-10-CAR 45	Touchdown															
		3	Teddy Bridgewater -> Mike Davis	20	1-10-CAR 28	Punt															
		3	Teddy Bridgewater -> Curtis Samuel	24	3-8-CAR 28	Touchdown															
		3	Teddy Bridgewater -> Robby Anderson	20	2-8-ARI 32	Touchdown															
10/11	at Atlanta	2	Teddy Bridgewater -> Robby Anderson	29	2-11-CAR 26	Field Goal	2	Matt Ryan -> Calvin Ridley	20	1-20-ATL 13	Punt										
		2	Teddy Bridgewater -> DJ Moore	57T	3-4-CAR 43	Touchdown	3	Matt Ryan -> Calvin Ridley	26	3-16-ATL 42	Field Goal										
		2	Teddy Bridgewater -> Mike Davis	23	1-10-CAR 48	Touchdown	4	Matt Ryan -> Calvin Ridley	26	1-10-ATL 24	Interception										
		2	Teddy Bridgewater -> Robby Anderson	22	2-10-ATL 29	Touchdown	4	Matt Ryan -> Calvin Ridley	22	4-10-ATL 42	Field Goal										
10/18	Chicago	1	Teddy Bridgewater -> DJ Moore	22	1-15-CAR 20	Field Goal	4	Nick Foles -> Allen Robinson II	23	3-9-CAR 49	Field Goal										
		3	Teddy Bridgewater -> Robby Anderson	20	3-3-CAR 10	Fumble															
		3	Teddy Bridgewater -> Robby Anderson	39	2-10-CAR 20	Missed FG															
		4	Teddy Bridgewater -> DJ Moore	38	1-10-CAR 35	Field Goal															
10/25	at New Orleans	1	Teddy Bridgewater -> Curtis Samuel	22	3-8-CAR 49	Field Goal	2	Drew Brees -> Jared Cook	22	1-10-CAR 43	Touchdown										
		2	Teddy Bridgewater -> DJ Moore	74T	2-14-CAR 26	Touchdown	3	Drew Brees -> Tre'Quan Smith	23	3-1-CAR 40	Field Goal										
		3	Teddy Bridgewater -> Robby Anderson	26	1-10-CAR 25	Touchdown	4	Drew Brees -> Tre'Quan Smith	20	3-8-NO 39	Field Goal										
10/29	Atlanta	1	Teddy Bridgewater -> Robby Anderson	27	1-10-CAR 34	Punt	1	Matt Ryan -> Julio Jones	24	1-10-ATL 25	Field Goal										
		2	Teddy Bridgewater -> Curtis Samuel	29T	1-10-ATL 29	Touchdown	1	Matt Ryan -> Julio Jones	28	1-10-ATL 49	Field Goal										
		2	Teddy Bridgewater -> Ian Thomas	21	1-10-CAR 25	Downs	1	Matt Ryan -> Julio Jones	20	2-8-ATL 44	Field Goal										
		4	Teddy Bridgewater -> DJ Moore	42	3-18-CAR 24	Interception	3	Matt Ryan -> Julio Jones	23	2-14-ATL 39	Field Goal										
11/08	at Kansas City	2	Joseph Charlton -> Brandon Zylstra	28	4-7-CAR 45	Touchdown	2	Patrick Mahomes -> Mecale Hardman	32	2-4-KC 31	Field Goal										
			Teddy Bridgewater -> Curtis Samuel	28	1-10-CAR 30	Touchdown	2	Patrick Mahomes -> Travis Kelce	23	1-10-KC 35	Touchdown										
			Teddy Bridgewater -> Christian McCaffrey	24	1-10-KC 31	Touchdown	2	Patrick Mahomes -> Demarcus Robinson	28	3-10-CAR 46	Fumble										
			Teddy Bridgewater -> Robby Anderson	22	1-10-KC 48	Touchdown	3	Patrick Mahomes -> Travis Kelce	29	2-6-CAR 48	Missed FG										
			Teddy Bridgewater -> Curtis Samuel	23	3-5-CAR 28	Missed FG	3	Patrick Mahomes -> Travis Kelce	44	3-7-KC 44	Touchdown										
11/15	Tampa Bay	1	Teddy Bridgewater -> DJ Moore	38	1-10-CAR 38	Touchdown	4	Patrick Mahomes -> Tyreek Hill	28T	1-10-CAR 28	Touchdown										
			Teddy Bridgewater -> DJ Moore	24T	1-10-TB 24	Touchdown	1	Tom Brady -> Chris Godwin	23	1-10-TB 25	Touchdown										
						2	Tom Brady -> Rob Gronkowski	44	2-13-CAR 48	Touchdown											
						3	Tom Brady -> Chris Godwin	31	3-1-TB 46	Field Goal											
						3	Tom Brady -> Mike Evans	22	2-13-CAR 26	Field Goal											
11/22	Detroit	1	PJ Walker -> DJ Moore	52	1-10-CAR 31	Touchdown	4	Tom Brady -> Antonio Brown	25	3-3-TB 49	Touchdown										
			PJ Walker -> DJ Moore	20	1-10-DET 44	Touchdown	2	Matthew Stafford -> Marvin Jones Jr.	21	2-4-DET 26	Punt										
						3	Matthew Stafford -> T.J. Hockenson	35	3-1-DET 40	Missed FG											
						4	Kirk Cousins -> Kyle Rudolph	25	1-10-CAR 35	Touchdown											
11/29	at Minnesota	2	Teddy Bridgewater -> Robby Anderson	41T	3-11-MIN 41	Touchdown	4	Kirk Cousins -> Kyle Rudolph	25	1-10-CAR 35	Touchdown										
			Teddy Bridgewater -> DJ Moore	25	1-10-CAR 35	Blocked FG															
			Teddy Bridgewater -> Robby Anderson	34	2-10-CAR 35	Field Goal															
			Teddy Bridgewater -> Curtis Samuel	35	1-10-CAR 13	Missed FG															
12/13	Denver	3	Teddy Bridgewater -> Robby Anderson	21	3-3-CAR 45	Field Goal	2	Drew Lock -> Jerry Jeudy	31	1-10-CAR 47	Touchdown										
			Teddy Bridgewater -> Robby Anderson	23	2-2-CAR 42	Field Goal	2	Drew Lock -> KJ Hamler	37T	2-10-CAR 37	Touchdown										
			Teddy Bridgewater -> Robby Anderson	20	1-10-CAR 25	Touchdown	3	Drew Lock -> Tim Patrick	32	1-10-DEN 41	Touchdown										
			Teddy Bridgewater -> Pharaoh Cooper	32	1-10-DEN 42	Touchdown	3	Drew Lock -> Troy Fumagalli	29	2-14-CAR 31	Touchdown										
12/19	at Green Bay	2	Teddy Bridgewater -> Robby Anderson	20	1-10-DEN 25	Touchdown	4	Drew Lock -> Melvin Gordon III	20	2-4-DEN 31	Touchdown										
						4	Drew Lock -> KJ Hamler	49T	1-10-CAR 49	Touchdown											
12/27	at Washington	2	Teddy Bridgewater -> Robby Anderson	20	2-8-ARI 32	Touchdown	4	Aaron Rodgers -> Allen Lazard	22	3-7-GB 49	Field Goal										
			Teddy Bridgewater -> DJ Moore	37	2-11-CAR 24	Field Goal															
			Teddy Bridgewater -> DJ Moore	20	1-10-CAR 5	Punt															
01/03	New Orleans	--	Teddy Bridgewater -> DJ Moore	40	3-1-CAR 45	Field Goal	3	Dwayne Haskins Jr. -> Cam Sims	50	3-2-WAS 34	Field Goal										
						4						Dwayne Haskins Jr. -> Robert Foster	28	3-7-WAS 16	Downs						
																4	Taylor Heinicke -> Steven Sims Sr.	23	1-10-WAS 9	Touchdown	
																					4

BIG RUN PLAYS (10+ YARDS)

2020 REGULAR SEASON - BIG RUN PLAYS (10+ YARDS)											
DATE	OPPONENT	QTR	PANTHERS PLAYER	YDS.	DOWN	RESULT	QTR	OPP. PLAYER	YDS.	DOWN	RESULT
09/13	Las Vegas	2	Teddy Bridgewater	13	1-10-LV 45	Field Goal	2	Josh Jacobs	14	2-10-CAR 46	Field Goal
		3	Christian McCaffrey	13	2-3-CAR 32	Touchdown	2	Josh Jacobs	12	2-3-LV 32	Touchdown
		4	Christian McCaffrey	15	1-10-CAR 30	Downs	2	Devontae Booker	15	1-10-CAR 46	Touchdown
09/20	at Tampa Bay	3	Curtis Samuel	14	2-5-TB 29	Touchdown	4	Leonard Fournette	25	2-2-TB 48	Field Goal
							4	Leonard Fournette	46T	1-10-CAR 46	Touchdown
09/27	at L.A. Chargers	2	Mike Davis	25	1-10-CAR 29	Field Goal	1	Austin Ekeler	10	2-2-LAC 34	Fumble
		2	Reggie Bonnafon	13	1-10-LAC 31	Field Goal	2	Austin Ekeler	12T	1-10-CAR 32	Touchdown
							2	Joshua Kelley	16	1-10-LAC 39	Fumble
10/04	Arizona						4	Justin Herbert	11	3-6-CAR 32	Touchdown
		1	Mike Davis	21	1-10-ARI 23	Touchdown	3	Kyler Murray	48	1-10-ARI 25	Touchdown
		1	Teddy Bridgewater	18T	3-8-ARI 18	Touchdown					
		3	Reggie Bonnafon	14	1-10-ARI 48	Touchdown					
		4	Mike Davis	18	1-10-CAR 43	Field Goal					
		4	Teddy Bridgewater	11	2-14-ARI 20	Field Goal					
10/11	at Atlanta	4	Reggie Bonnafon	22	2-10-ARI 48	Missed FG					
		2	Mike Davis	13	1-10-CAR 24	Touchdown	1	Todd Gurley II	11	1-5-ATL 32	Touchdown
		2	Curtis Samuel	17	3-2-CAR 28	Field Goal	1	Todd Gurley II	35T	3-3-CAR 35	Touchdown
		4	Mike Davis	15	1-10-ATL 33	Field Goal	3	Todd Gurley II	24	1-10-ATL 33	Field Goal
							3	Todd Gurley II	14	1-10-CAR 43	Field Goal
							4	Brian Hill	11	2-3-CAR 43	Interception
10/18	Chicago	1	Teddy Bridgewater	10	1-10-CHI 43	Field Goal	3	David Montgomery	11	1-10-CAR 12	Touchdown
		1	Mike Davis	11	2-10-CHI 28	Field Goal	4	David Montgomery	12	1-10-CHI 38	Field Goal
		2	Mike Davis	12	2-5-CAR 30	Field Goal					
		2	Trenton Cannon	10	1-10-CHI 47	Field Goal					
		2	Mike Davis	10	1-10-CHI 37	Field Goal					
		4	Teddy Bridgewater	11	3-13-CHI 49	Downs					
10/25	at New Orleans		NONE				1	Alvin Kamara	18	2-1-CAR 46	Touchdown
							1	Lataavius Murray	25	2-2-NO 45	Touchdown
							2	Alvin Kamara	32	1-10-NO 26	Fumble
10/29	Atlanta	1	Mike Davis	17	1-10-ATL 29	Touchdown	1	Brian Hill	12	1-10-CAR 25	Field Goal
		1	Curtis Samuel	12T	1-10-ATL 12	Touchdown	2	Matt Ryan	13T	2-9-CAR 13	Touchdown
		3	Teddy Bridgewater	14	1-10-CAR 35	Downs	3	Todd Gurley II	11	2-10-CAR 38	Field Goal
		3	Jeremy Chinn	28	4-9-CAR 32	Field Goal	3	Matt Ryan	10	3-7-ATL 28	Touchdown
		4	Mike Davis	12	2-1-CAR 34	Punt	3	Brian Hill	14	1-10-ATL 38	Touchdown
11/08	at Kansas City	2	Christian McCaffrey	13	1-10-CAR 25	Punt		NONE			
		3	Christian McCaffrey	10	1-10-CAR 38	Missed FG					
		4	Teddy Bridgewater	15	4-14-KC 46	Touchdown					
11/15	Tampa Bay	3	Rodney Smith	10	1-10-CAR 25	Downs	2	Leonard Fournette	14	3-1-CAR 44	Field Goal
							3	Ronald Jones II	11	1-10-CAR 18	Field Goal
							3	Ronald Jones II	98T	1-10-TB 2	Touchdown
							4	Ronald Jones II	12	1-10-CAR 26	Touchdown
11/22	Detroit	4	DJ Moore	21	1-10-DET 44	Interception		NONE			
11/29	at Minnesota	1	Mike Davis	10	1-10-CAR 25	Punt	2	Kirk Cousins	11	1-10-MIN 48	Field Goal
		1	Trenton Cannon	13	1-10-CAR 36	Punt	3	C.J. Ham	10	1-10-CAR 17	Field Goal
		1	Mike Davis	10	1-10-CAR 35	Interception	4	Dalvin Cook	14	2-5-MIN 47	Touchdown
		1	Rodney Smith	13	1-10-MIN 35	Interception					
12/13	Denver	1	Robby Anderson	11	1-10-CAR 31	Punt	3	Melvin Gordon III	15	1-10-DEN 48	Touchdown
		1	Teddy Bridgewater	14	2-6-CAR 46	Punt	4	Melvin Gordon III	11	2-10-DEN 25	Punt
		2	Teddy Bridgewater	10	3-15-CAR 38	Punt					
		3	Curtis Samuel	12	1-10-DEN 34	Field Goal					
		4	Curtis Samuel	10	1-10-DEN 19	Field Goal					
		4	Mike Davis	10T	2-10-DEN 10	Touchdown					
12/19	at Green Bay	2	Mike Davis	12	1-10-CAR 25	Fumble	1	Aaron Jones	46	3-1-GB 28	Touchdown
		2	Rodney Smith	12	4-1-GB 13	Fumble	1	Aaron Jones	14	2-2-CAR 24	Touchdown
		3	Teddy Bridgewater	13T	2-7-GB 13	Touchdown	2	AJ Dillon	18	2-6-GB 41	Punt
		4	Teddy Bridgewater	10	3-9-GB 18	Field Goal	2	Aaron Rodgers	10	3-20-GB 49	Punt
							3	Aaron Jones	10	1-10-GB 25	Punt
12/27	at Washington	2	Curtis Samuel	45	1-10-CAR 49	Touchdown	1	Peyton Barber	10	2-5-CAR 40	Fumble
							1	Antonio Gibson	13	2-4-WAS 11	Punt
							2	Antonio Gibson	22	1-10-WAS 25	Field Goal
							4	Taylor Heinicke	12	3-10-WAS 46	Touchdown
01/03	New Orleans	--	--	--	--	--	--	--	--	--	--
TOTALS		46 - 663 (14.4), 4 TDS					43 - 813 (18.9), 5 TDS				

# DRIVE CHARTS

## WEEK 1: PANTHERS 30, RAIDERS 34

SEPTEMBER 13, 2020

PANTHERS													RAIDERS												
#	RECD	LOST	POSS	OBTAINED	BEGAN	PLAYS	YDS	PEN	NET	1ST ENDED	GIVEN UP	#	RECD	LOST	POSS	OBTAINED	BEGAN	PLAYS	YDS	PEN	NET	1ST ENDED	GIVEN UP		
1	14:04	10:02	4:02	Punt	CAR 37	8	34	0	34	2 LV 29	Field Goal	1	15:00	14:04	0:56	Kickoff	LV 25	3	5	0	5	0 LV 30	Punt		
2	05:47	05:07	4:50	Kickoff	CAR 37	10	63	0	63	4 LV 6	TD	2	10:02	05:47	4:15	Kickoff	LV 25	8	75	0	75	4 CAR 1	TD		
3	08:13	05:03	3:10	Kickoff	CAR 25	7	22	25	47	2 LV 28	Field Goal	3	00:57	08:13	7:44	Kickoff	LV 25	15	73	0	73	5 CAR 2	Field Goal		
4	01:54	00:00	1:54	Kickoff	CAR 25	11	62	0	62	5 LV 13	Field Goal	4	05:03	01:54	3:09	Kickoff	LV 25	8	75	0	75	4 CAR 23	TD		
5	15:00	12:42	2:18	Kickoff	CAR 11	3	7	0	7	0 CAR 18	Punt	5	12:42	09:38	3:04	Punt	LV 49	6	25	-10	15	1 CAR 36	Field Goal		
6	09:38	09:04	0:34	Kickoff	CAR 24	3	-10	0	-10	0 CAR 14	Punt	6	09:04	05:29	3:35	Punt	CAR 49	6	43	6	49	3 CAR 7	TD		
7	05:29	12:32	7:57	Kickoff	CAR 25	17	90	-15	75	6 LV 3	TD	7	12:32	09:27	3:05	Kickoff	LV 25	5	11	0	11	1 LV 36	Punt		
8	09:27	08:29	0:58	Punt	CAR 23	2	77	0	77	1 CAR 25	TD	8	08:29	04:08	4:21	Kickoff	LV 25	9	57	18	75	5 CAR 6	TD		
9	04:08	01:11	2:57	Kickoff	CAR 30	5	24	0	24	1 LV 46	Downs	9	01:11	00:08	1:03	Downs	LV 46	3	8	-5	3	0 LV 49	Punt		
10	00:08	00:00	0:08	Punt	CAR 27	2	19	0	19	1 CAR 27	End Game														

## WEEK 2: PANTHERS 17, BUCCANEERS 31

SEPTEMBER 20, 2020

PANTHERS												BUCCANEERS											
#	RECD	LOST	POSS	OBTAINED	BEGAN	PLAYS	YDS	PEN	NET	1ST ENDED	GIVEN UP	#	RECD	LOST	POSS	OBTAINED	BEGAN	PLAYS	YDS	PEN	NET	1ST ENDED	GIVEN UP
1	13:49	09:59	3:50	Punt	CAR 29	7	49	0	49	3 TB 22	Int	1	15:00	13:49	1:11	Kickoff	TB 25	3	6	0	6	0 TB 31	Punt
2	05:42	04:45	0:57	Kickoff	CAR 25	2	3	0	3	0 CAR 28	Fumble	2	09:59	05:42	4:17	Int	TB 22	10	81	-3	78	4 CAR 7	TD
3	04:38	01:08	3:30	Kickoff	CAR 25	6	16	0	16	1 CAR 41	Punt	3	04:45	04:38	0:07	Fumble	CAR 23	1	23	0	23	1 CAR 23	TD
4	10:06	06:03	4:03	Fumble	CAR 41	7	24	0	24	1 TB 36	Downs	4	01:08	10:06	6:02	Punt	TB 15	12	44	0	44	4 CAR 38	Fumble
5	03:01	01:45	1:16	Kickoff	CAR 25	4	-3	-5	18	1 CAR 43	Punt	5	06:03	03:01	3:02	Downs	TB 35	7	65	0	65	4 CAR 1	TD
6	00:40	00:00	0:40	Punt	CAR 24	2	-6	0	-6	0 CAR 24	End Half	6	01:45	00:40	1:05	Punt	TB 20	4	8	0	8	1 TB 28	Punt
7	15:00	14:14	0:46	Kickoff	CAR 25	2	2	0	2	0 CAR 21	Fumble	7	14:14	14:01	0:13	Fumble	CAR 27	1	0	0	0	0 CAR 27	Int
8	14:01	08:36	5:25	Int	TB 47	8	45	2	47	4 TB 1	TD	8	08:36	04:44	3:52	Kickoff	TB 25	7	11	18	29	2 CAR 46	Punt
9	04:44	13:25	6:19	Punt	CAR 7	13	88	5	93	5 TB 7	TD	9	13:25	11:52	1:33	Kickoff	TB 25	4	7	10	17	1 TB 42	Punt
10	11:52	10:10	1:42	Punt	CAR 12	3	32	0	32	1 CAR 44	Int	10	10:10	06:13	3:57	Int	TB 40	8	45	0	45	2 CAR 15	Field Goal
11	06:13	01:57	4:16	Kickoff	CAR 25	10	-80	-10	74	4 TB 5	Field Goal	11	01:57	01:48	0:09	Kickoff	CAR 46	1	46	0	46	1 CAR 46	TD
12	01:48	00:00	1:48	Kickoff	CAR 25	8	71	0	71	4 TB 18	End Game												

## WEEK 3: PANTHERS 21, CHARGERS 16

SEPTEMBER 27, 2020

PANTHERS												CHARGERS													
#	RECD	LOST	POSS	OBTAINED	BEGAN	PLAYS	YDS	PEN	NET	1ST ENDED	GIVEN UP	#	RECD	LOST	POSS	OBTAINED	BEGAN	PLAYS	YDS	PEN	NET	1ST ENDED	GIVEN UP		
1	15:00	14:01	0:59	Kickoff	CAR 25	3	2	0	2	0	CAR 27	Punt	1	14:01	12:27	1:34	Punt	LAC 25	3	-11	0	-11	0	LAC 14	Punt
2	12:27	09:20	3:07	Punt	LAC 48	6	37	0	37	2	LAC 11	Field Goal	2	09:20	07:43	1:37	Kickoff	LAC 26	3	18	0	18	1	LAC 44	Fumble
3	07:43	04:28	3:15	Fumble	LAC 35	7	29	0	29	1	LAC 6	Field Goal	3	04:28	14:14	5:14	Kickoff	LAC 25	10	85	-10	75	4	CAR 12	TD
4	14:14	08:11	6:03	Kickoff	CAR 29	10	64	-5	59	3	LAC 12	Field Goal	4	08:11	06:55	1:16	Kickoff	LAC 25	3	30	0	30	1	LAC 39	Fumble
5	06:55	02:58	3:57	Fumble	CAR 43	8	52	5	57	4	LAC 13	TD	5	02:58	00:08	2:50	Kickoff	LAC 25	8	47	-10	37	3	CAR 38	Int
6	00:08	00:00	0:08	Int	LAC 8	2	4	0	4	0	LAC 4	Field Goal	6	15:00	12:40	2:20	Kickoff	LAC 25	5	16	0	16	1	LAC 41	Punt
7	12:40	10:44	1:56	Punt	CAR 12	3	9	0	9	0	CAR 21	Punt	7	10:44	07:08	3:36	Punt	LAC 29	7	31	0	31	2	CAR 40	Punt
8	07:08	05:46	1:22	Punt	CAR 10	3	8	0	8	0	CAR 18	Punt	8	05:46	01:12	4:34	Punt	LAC 40	10	47	-10	37	3	CAR 23	Field Goal
9	01:12	10:58	5:14	Kickoff	CAR 25	8	62	0	62	2	LAC 13	Field Goal	9	10:58	04:33	6:25	Kickoff	LAC 25	16	85	-10	75	6	CAR 14	TD
10	04:33	01:46	2:47	Kickoff	CAR 25	6	35	0	35	2	LAC 40	Punt	10	01:46	00:00	1:46	Punt	LAC 1	10	70	10	80	5	CAR 28	Fumble

## WEEK 4: PANTHERS 31, CARDINALS 21

OCTOBER 4, 2020

PANTHERS												CARDINALS											
#	RECD	LOST	POSS	OBTAINED	BEGAN	PLAYS	YDS	PEN	NET	1ST ENDED	GIVEN UP	#	RECD	LOST	POSS	OBTAINED	BEGAN	PLAYS	YDS	PEN	NET	1ST ENDED	GIVEN UP
1	13:05	07:21	5:44	Punt	CAR 34	13	80	-14	66	5 ARI 1	TD	1	15:00	13:05	1:55	Kickoff	ARI 25	5	12	0	12	1 ARI 37	Punt
2	06:00	01:29	4:31	Punt	CAR 20	9	80	0	80	4 ARI 18	TD	3	01:29	06:00	1:21	Kickoff	ARI 25	3	7	0	7	0 ARI 32	Punt
3	14:21	12:58	1:23	Punt	CAR 13	2	2	-1	1	1 CAR 14	Int	2	07:21	14:21	2:08	Kickoff	ARI 25	5	15	0	15	1 ARI 40	Punt
4	07:26	01:55	5:31	Kickoff	CAR 25	10	75	0	75	6 ARI 3	TD	4	12:58	07:26	5:32	Int	CAR 38	10	36	2	38	5 CAR 3	TD
5	00:35	00:00	0:35	Punt	CAR 6	1	-1	0	-1	0 CAR 6	End Half	5	01:55	00:35	1:20	Kickoff	ARI 25	7	24	10	34	2 CAR 41	Punt
6	15:00	13:29	1:31	Kickoff	CAR 28	4	21	-5	16	1 CAR 44	Punt	6	13:29	09:45	3:44	Punt	ARI 14	8	48	0	48	2 CAR 38	Fumble
7	09:45	05:26	4:19	Fumble	CAR 26	8	61	13	74	5 ARI 2	TD	7	05:26	01:15	4:11	Kickoff	ARI 25	7	75	0	75	4 CAR 3	TD
8	01:15	07:45	8:30	Kickoff	CAR 18	15	78	-5	73	7 ARI 9	Field Goal	8	07:45	06:56	0:49	Kickoff	ARI 25	3	1	-5	-4	0 ARI 21	Punt
9	06:56	04:05	2:51	Punt	CAR 37	8	39	0	39	2 ARI 24	Missed FG	9	04:05	02:13	1:52	Missed FG	ARI 32	7	44	24	68	6 CAR 2	TD
10	02:13	00:00	2:13	Kickoff	ARI 39	4	9	0	9	1 ARI 29	End Game												

## WEEK 5: PANTHERS 23, FALCONS 16

OCTOBER 11, 2020

PANTHERS												FALCONS											
#	RECD	LOST	POSS	OBTAINED	BEGAN	PLAYS	YDS	PEN	NET	1ST ENDED	GIVEN UP	#	RECD	LOST	POSS	OBTAINED	BEGAN	PLAYS	YDS	PEN	NET	1ST ENDED	GIVEN UP
1	15:00	12:55	2:05	Kickoff	CAR 23	5	29	0	29	2 ATL 48	Punt	1	12:55	08:19	4:36	Punt	ATL 8	10	87	5	92	4 CAR 35	TD
2	08:19	00:57	7:22	Kickoff	CAR 16	14	69	-5	64	4 ATL 20	Field Goal	2	00:57	13:59	1:58	Kickoff	ATL 25	5	11	0	11	1 ATL 36	Punt
3	13:59	09:06	4:53	Punt	CAR 27	8	52	0	52	2 ATL 21	Field Goal	3	09:06	04:53	4:13	Kickoff	ATL 23	6	22	-10	12	2 ATL 35	Punt
4	04:53	02:30	2:23	Punt	CAR 12	5	88	0	88	3 CAR 43	TD	4	02:30	01:34	0:56	Kickoff	ATL 25	5	12	0	12	1 ATL 37	Punt
5	01:34	00:23	1:11	Punt	CAR 11	8	74	15	89	6 ATL 3	TD	5	00:23	00:00	0:23	Kickoff	ATL 25	1	-1	0	-1	0 ATL 25	End Half
6	12:19	05:17	7:02	Kickoff	CAR 20	8	50	-10	40	2 ATL 40	Punt	6	15:00	12:19	2:41	Kickoff	ATL 21	7	46	5	51	3 CAR 28	Field Goal
7	14:48	14:22	0:26	Kickoff	CAR 25	3	0	0	0	0 CAR 25	Punt	7	05:17	14:48	5:29	Punt	ATL 20	14	82	-15	67	4 CAR 13	Field Goal
8	08:49	01:10	7:39	Int	CAR 20	14	76	0	76	5 ATL 4	Field Goal	8	14:22	08:49	5:33	Punt	ATL 24	10	71	0	71	4 CAR 5	Int
9	00:04	00:00	0:04	Kickoff	ATL 47	1	-1	-1	0	0 ATL 47	End Game	9	01:10	00:04	1:06	Kickoff	ATL 25	8	39	0	39	2 CAR 36	Field Goal

# DRIVE CHARTS

## WEEK 6: PANTHERS 16, BEARS 23

### PANTHERS

#	RECD	LOST	POSS	OBTAINED	BEGAN	PLAYS	YDS	PEN	NET	1ST ENDED	GIVEN UP
1	15:00	13:16	1:44	Kickoff	CAR 10	3	-9	0	-9	0	CAR 1
2	11:40	05:07	6:33	Kickoff	CAR 25	14	72	0	72	6	CHI 3
3	01:15	14:07	2:08	Punt	CAR 11	3	1	0	1	0	CAR 12
4	08:09	02:00	6:09	Kickoff	CAR 25	13	61	12	73	6	CHI 2
5	00:02	00:00	0:02	Kickoff		0	0	0	0	0	End Half
6	12:23	10:13	2:10	Punt	CAR 3	4	23	0	23	1	CAR 30
7	10:06	06:13	3:53	Int	CAR 9	6	49	6	55	2	CHI 36
8	01:44	13:11	3:33	Kickoff	CAR 25	9	26	49	75	5	CHI 1
9	09:19	07:46	1:33	Kickoff	CAR 35	5	35	0	35	1	CHI 30
10	05:12	01:55	3:17	Punt	CAR 17	8	45	0	45	2	CHI 38
11	01:32	01:28	0:04	Punt	CAR 20	1	0	0	0	0	CAR 20

### BEARS

#	RECD	LOST	POSS	OBTAINED	BEGAN	PLAYS	YDS	PEN	NET	1ST ENDED	GIVEN UP
1	13:16	11:40	1:36	Int	CAR 7	3	12	-5	7	1	CAR 9
2	05:07	01:15	3:52	Kickoff	CHI 25	6	34	-5	29	1	CAR 46
3	14:07	08:09	5:58	Punt	CHI 39	11	48	0	48	4	CAR 13
4	02:00	00:02	1:58	Kickoff	CHI 25	9	33	5	38	4	CAR 37
5	15:00	12:23	2:37	Kickoff	CHI 25	6	7	26	33	2	CAR 42
6	10:13	10:06	0:07	Fumble	CAR 22	1	0	0	0	0	CAR 22
7	06:13	01:44	4:29	Missed FG	CHI 44	10	56	0	56	5	CAR 1
8	13:11	09:19	3:52	Kickoff	CHI 25	10	49	13	62	4	CAR 13
9	07:46	05:12	2:34	Kickoff	CHI 25	5	18	0	18	1	CHI 43
10	01:55	01:32	0:23	Downs	CHI 38	3	8	0	8	0	CHI 46
11	01:28	00:00	1:28	Int	CAR 35	3	-4	0	-4	0	CAR 38

OCTOBER 18, 2020

## WEEK 7: PANTHERS 24, SAINTS 27

### PANTHERS

#	RECD	LOST	POSS	OBTAINED	BEGAN	PLAYS	YDS	PEN	NET	1ST ENDED	GIVEN UP
1	06:34	01:54	4:40	Kickoff	CAR 25	9	45	5	50	3	NO 25
2	12:13	10:56	1:17	Kickoff	CAR 25	2	70	5	75	2	CAR 26
3	05:58	01:37	5:21	Fumble	CAR 35	9	65	0	65	4	NO 7
4	00:02	00:00	0:02	Kickoff		0	0	0	0	0	End Half
5	15:00	11:17	3:43	Kickoff	CAR 19	6	15	0	15	1	CAR 34
6	04:24	00:08	4:16	Kickoff	CAR 25	8	60	15	75	5	NO 5
7	07:55	01:55	6:00	Kickoff	CAR 25	11	28	0	28	3	NO 47

### SAINTS

#	RECD	LOST	POSS	OBTAINED	BEGAN	PLAYS	YDS	PEN	NET	1ST ENDED	GIVEN UP
1	15:00	06:34	8:26	Kickoff	NO 25	14	75	0	75	6	CAR 4
2	01:54	12:13	4:41	Kickoff	NO 22	9	78	0	78	5	CAR 1
3	10:56	06:58	3:58	Kickoff	NO 16	8	44	5	49	3	CAR 25
4	01:37	00:02	1:35	Kickoff	NO 25	8	75	0	75	5	CAR 4
5	11:17	04:24	6:53	Punt	NO 19	13	78	-20	58	3	CAR 23
6	00:08	07:55	7:13	Kickoff	NO 25	13	55	-5	50	3	CAR 25
7	01:55	00:00	1:55	Missed FG	CAR 45	4	10	0	10	1	CAR 34

OCTOBER 25, 2020

## WEEK 8: PANTHERS 17, FALCONS 25

### PANTHERS

#	RECD	LOST	POSS	OBTAINED	BEGAN	PLAYS	YDS	PEN	NET	1ST ENDED	GIVEN UP
1	11:14	08:14	3:00	Kickoff	CAR 25	6	52	23	75	5	ATL 12
2	02:36	14:53	2:43	Kickoff	CAR 34	4	16	0	16	1	ATL 38
3	14:47	12:40	2:07	Int	ATL 40	4	40	0	40	2	ATL 29
4	08:02	03:55	4:07	Kickoff	CAR 25	7	41	0	41	2	ATL 34
5	15:00	11:32	3:28	Kickoff	CAR 25	7	32	0	32	2	ATL 42
6	06:22	02:59	3:23	Kickoff	CAR 31	11	38	10	48	2	ATL 21
7	11:01	08:20	2:41	Kickoff	CAR 25	5	25	0	25	1	ATL 49
8	02:58	00:57	2:01	Punt	CAR 5	9	60	5	65	3	ATL 30

### FALCONS

#	RECD	LOST	POSS	OBTAINED	BEGAN	PLAYS	YDS	PEN	NET	1ST ENDED	GIVEN UP
1	15:00	11:14	3:46	Kickoff	ATL 25	7	72	0	72	3	CAR 3
2	08:14	02:36	5:38	Kickoff	ATL 25	12	62	-5	57	4	CAR 18
3	14:53	14:47	0:06	Punt	ATL 17	1	0	0	0	0	ATL 17
4	12:40	08:02	4:38	Kickoff	ATL 25	10	75	0	75	5	CAR 13
5	03:55	00:00	3:55	Downs	ATL 35	10	42	5	47	3	CAR 18
6	11:32	06:22	5:10	Downs	ATL 43	10	41	5	46	3	CAR 11
7	02:59	11:01	6:58	Kickoff	ATL 25	11	70	5	75	6	CAR 3
8	08:20	02:58	5:22	Punt	ATL 5	9	41	10	51	4	CAR 44
9	00:57	00:00	0:57	Int	ATL 12	2	-2	0	-2	0	ATL 11

OCTOBER 29, 2020

## WEEK 9: PANTHERS 31, CHIEFS 33

### PANTHERS

#	RECD	LOST	POSS	OBTAINED	BEGAN	PLAYS	YDS	PEN	NET	1ST ENDED	GIVEN UP
1	15:00	06:07	8:53	Kickoff	CAR 25	15	70	5	75	7	KC 9
2	01:38	12:39	3:59	Kickoff	CAR 26	9	74	0	74	4	KC 14
3	11:01	07:29	3:32	Kickoff	CAR 25	4	34	-15	19	1	CAR 44
4	03:45	00:46	2:59	Kickoff	CAR 21	9	35	15	50	3	KC 29
5	11:00	06:59	4:01	Missed FG	CAR 38	8	29	0	29	2	KC 33
6	04:42	01:19	3:23	Kickoff	CAR 25	6	1	5	6	1	CAR 31
7	14:23	10:22	4:01	Kickoff	CAR 30	9	70	0	70	4	KC 4
8	07:40	01:53	5:47	Kickoff	CAR 25	11	75	0	75	6	KC 1
9	01:26	00:00	1:26	Punt	CAR 9	8	47	-5	42	2	KC 49

### CHIEFS

#	RECD	LOST	POSS	OBTAINED	BEGAN	PLAYS	YDS	PEN	NET	1ST ENDED	GIVEN UP
1	06:07	01:38	4:29	Kickoff	KC 25	12	39	15	54	4	CAR 21
2	12:39	11:01	1:38	Kickoff	KC 25	6	38	0	38	1	CAR 37
3	07:29	03:45	3:44	Punt	KC 35	7	65	0	65	5	CAR 1
4	00:46	00:00	0:46	Kickoff	KC 25	7	62	-5	57	2	CAR 46
5	15:00	11:00	4:00	Kickoff	KC 25	8	41	5	46	3	CAR 29
6	06:59	04:42	2:17	Missed FG	KC 41	5	59	0	59	2	CAR 4
7	01:19	14:23	1:56	Punt	KC 31	6	64	5	69	3	CAR 28
8	10:22	07:40	2:42	Kickoff	CAR 39	7	32	7	39	4	CAR 2
9	01:53	01:26	0:27	Kickoff	CAR 42	3	-3	0	-3	0	CAR 45

NOVEMBER 8, 2020

## WEEK 10: PANTHERS 23, BUCCANEERS 46

### PANTHERS

#	RECD	LOST	POSS	OBTAINED	BEGAN	PLAYS	YDS	PEN	NET	1ST ENDED	GIVEN UP
1	15:00	12:58	2:02	Kickoff	CAR 25	3	7	0	7	0	CAR 32
2	12:19	08:19	4:00	Fumble	TB 33	7	33	0	33	3	TB 7
3	03:37	01:45	1:52	Kickoff	CAR 25	4	75	0	75	3	TB 24
4	09:59	03:56	6:03	Kickoff	CAR 25	10	32	15	47	3	TB 28
5	00:27	00:00	0:27	Kickoff	CAR 25	3	5	0	5	0	CAR 30
6	10:58	07:53	3:05	Kickoff	CAR 25	5	24	0	24	1	CAR 49
7	07:39	01:31	6:08	Kickoff	CAR 25	1	0	0	0	0	CAR 25
8	03:10	01:03	2:07	Kickoff	CAR 25	5	10	0	10	1	CAR 40
9	12:40	11:23	1:17	Kickoff	TB 4	2	4	0	4	1	TB 3
10	08:18	04:52	1:26	Kickoff	CAR 25	4	-4	0	-4	0	CAR 26
11	04:24	02:56	1:28	Kickoff	CAR 18	4	1	0	1	1	CAR 19

### BUCCANEERS

#	RECD	LOST	POSS	OBTAINED	BEGAN	PLAYS	YDS	PEN	NET	1ST ENDED	GIVEN UP
1	12:58	12:19	0:39	Punt	TB 25	2	7	0	7	0	TB 26
2	08:19	03:37	4:42	Kickoff	TB 25	10	75	0	75	4	CAR 5
3	01:45	09:59	6:46	Kickoff	TB 25	14	60	10	70	5	CAR 5
4	03:56	00:27	3:29	Kickoff	TB 25	9	80	-5	75	4	CAR 3
5	15:00	10:58	4:02	Kickoff	TB 25	10	64	5	69	4	CAR 6
6	07:53	07:39	0:14	Punt	TB 2	1	98	0	98	1	TB 2
7	07:31	03:10	4:21	Int	CAR 38	9	40	-5	35	3	CAR 3
8	01:03	12:40	3:23	Downs	CAR 35	8	13	0	13	1	CAR 22
9	11:23	06:18	5:05	Kickoff	TB 25	9	75	0	75	5	CAR 1
10	04:52	04:24	0:28	Downs	CAR 21	4	21	0	21	2	CAR 7
11	02:56	00:00	2:56	Punt	TB 38	5	11	0	11	1	TB 49

NOVEMBER 15, 2020



# DRIVE CHARTS

## WEEK 11: PANTHERS 20, LIONS 0

NOVEMBER 22, 2020

### PANTHERS

### LIONS

#	RECD	LOST	POSS	OBTAINED	BEGAN	PLAYS	YDS	PEN	NET	1ST	ENDED	GIVEN UP
1	15:00	10:28	4:32	Kickoff	CAR 25	8	37	-5	32	2	DET 43	Punt
2	08:24	02:21	6:03	Punt	CAR 5	10	95	0	95	5	DET 1	TD
3	00:56	13:43	2:13	Fumble	DET 22	5	18	0	18	1	DET 4	Int
4	11:20	09:42	1:38	Punt	CAR 10	3	3	0	3	0	CAR 13	Punt
5	06:59	04:16	2:43	Punt	CAR 10	5	14	0	14	1	CAR 24	Punt
6	01:53	00:05	1:48	Punt	CAR 12	7	37	-15	22	2	CAR 34	Punt
7	14:07	10:58	3:09	Punt	CAR 34	6	66	0	66	3	DET 17	TD
8	07:32	01:59	5:33	Punt	CAR 25	9	37	0	37	2	DET 38	Field Goal
9	14:08	09:10	4:58	Missed FG	DET 41	8	57	-5	52	3	DET 7	Int
10	06:17	04:57	1:20	Downs	DET 22	5	8	-5	3	0	DET 19	Field Goal
11	02:51	00:00	2:51	Downs	CAR 46	6	1	10	11	1	DET 42	End Game

## WEEK 12: PANTHERS 27, VIKINGS 28

NOVEMBER 29, 2020

### PANTHERS

### VIKINGS

#	RECD	LOST	POSS	OBTAINED	BEGAN	PLAYS	YDS	PEN	NET	1ST	ENDED	GIVEN UP
1	15:00	13:12	1:48	Kickoff	CAR 25	4	14	0	14	1	CAR 39	Punt
2	05:34	03:22	2:12	Kickoff	CAR 25	6	24	0	24	2	CAR 49	Punt
3	02:03	11:50	5:13	Punt	CAR 35	11	53	0	53	4	MIN 12	Int
4	07:25	01:52	5:33	Punt	CAR 19	11	81	0	81	4	MIN 41	TD
5	11:41	05:21	6:20	Punt	CAR 25	11	63	2	65	4	MIN 10	Blocked FG
6	14:47	11:31	3:16	Kickoff	CAR 25	9	58	-5	53	2	MIN 22	Field Goal
7	03:13	02:10	3:21	Kickoff	CAR 25	7	24	0	24	2	CAR 49	Punt
8	02:10	01:51	0:19	Muffed Punt	MIN 9	4	6	0	6	0	MIN 3	Field Goal
9	00:46	00:01	0:45	Kickoff	CAR 13	5	51	0	51	2	MIN 36	Missed FG
1	13:12	05:34	7:38	Punt	MIN 32	13	63	5	68	5	CAR 12	TD
2	03:22	02:03	1:19	Punt	MIN 8	3	9	0	9	0	MIN 17	Punt
3	11:50	07:25	4:25	Int	MIN 7	6	18	-5	13	1	MIN 20	Punt
4	01:52	00:00	1:52	Kickoff	MIN 25	11	51	-10	41	4	CAR 34	Field Goal
5	15:00	14:01	0:59	Kickoff	MIN 25	3	-8	0	-8	0	MIN 27	Fumble
6	14:01	13:51	0:10	Kickoff	MIN 25	1	3	0	3	0	MIN 25	Fumble
7	13:51	11:41	2:10	Kickoff	MIN 25	5	20	-4	16	1	MIN 41	Punt
8	05:21	14:47	5:34	Blocked FG	MIN 22	12	82	-10	72	5	CAR 6	Field Goal
9	11:31	05:31	6:00	Kickoff	MIN 25	11	75	0	75	5	CAR 10	TD
10	01:51	00:46	1:05	Kickoff	MIN 25	7	75	0	75	5	CAR 10	TD
11	00:01	00:00	0:01	Missed FG	MIN 43	1	-1	0	-1	0	MIN 43	End Game

## WEEK 14: PANTHERS 27, BRONCOS 32

DECEMBER 13, 2020

### PANTHERS

### BRONCOS

#	RECD	LOST	POSS	OBTAINED	BEGAN	PLAYS	YDS	PEN	NET	1ST	ENDED	GIVEN UP
1	12:26	10:18	2:08	Punt	CAR 21	3	6	0	6	0	CAR 27	Punt
2	10:18	05:07	5:11	Kickoff	CAR 14	8	44	0	44	3	DEN 42	Punt
3	01:48	12:52	3:56	Punt	CAR 32	6	16	0	16	1	CAR 48	Punt
4	06:22	06:15	0:07	Fumble	DEN 3	2	3	0	3	1	DEN 3	TD
5	01:33	00:00	1:33	Kickoff	CAR 25	6	19	0	19	1	CAR 35	End Half
6	15:00	13:11	1:49	Kickoff	CAR 25	4	5	-10	-5	0	CAR 20	Punt
7	11:04	06:53	4:11	Kickoff	CAR 25	11	58	0	58	3	DEN 17	Field Goal
8	03:35	13:31	5:04	Kickoff	CAR 25	9	75	0	75	5	DEN 7	TD
9	10:15	05:12	5:03	Punt	CAR 18	10	79	-5	74	4	DEN 8	Field Goal
10	03:54	03:26	0:28	Kickoff	CAR 25	4	62	13	75	4	DEN 10	TD
11	02:48	01:50	0:58	Punt	CAR 27	4	3	0	3	0	CAR 29	Downs
1	15:00	12:26	2:34	Kickoff	DEN 25	5	18	0	18	1	DEN 43	Punt
2	05:07	01:48	3:19	Punt	DEN 9	5	19	0	19	1	DEN 28	Punt
3	12:52	06:22	6:30	Punt	DEN 10	11	42	5	47	5	CAR 32	Fumble
4	06:15	01:33	4:42	Kickoff	DEN 25	12	58	17	75	6	CAR 2	TD
5	13:11	11:04	2:07	Punt	DEN 37	4	63	0	63	3	CAR 37	TD
6	06:53	03:35	3:18	Kickoff	DEN 25	7	75	0	75	4	CAR 2	TD
7	13:31	10:15	3:16	Kickoff	DEN 25	5	19	0	19	1	DEN 44	Punt
8	05:12	03:54	1:18	Kickoff	DEN 25	3	75	0	75	2	CAR 49	TD
9	03:26	02:48	0:38	Kickoff	DEN 7	3	-2	0	-2	0	DEN 5	Punt
10	01:50	00:00	1:50	Downs	CAR 30	3	-6	0	-6	0	CAR 34	End Game

## WEEK 15: PANTHERS 16, PACKERS 24

DECEMBER 19, 2020

### PANTHERS

### PACKERS

#	RECD	LOST	POSS	OBTAINED	BEGAN	PLAYS	YDS	PEN	NET	1ST	ENDED	GIVEN UP
1	15:00	13:37	1:23	Kickoff	CAR 23	3	8	0	8	0	CAR 31	Punt
2	09:54	05:57	3:57	Kickoff	CAR 25	8	57	0	57	2	GB 18	Field Goal
3	04:09	07:29	6:40	Kickoff	CAR 25	12	65	5	70	5	GB 1	Fumble
4	03:58	03:28	0:30	Kickoff	CAR 30	3	0	0	0	0	CAR 30	Punt
5	01:29	00:55	0:34	Punt	CAR 5	4	20	0	20	1	CAR 25	Punt
6	14:05	11:12	2:53	Punt	CAR 36	5	10	0	10	1	CAR 46	Punt
7	09:08	05:15	3:53	Punt	CAR 49	7	46	5	51	4	GB 13	TD
8	02:23	08:39	8:44	Punt	CAR 20	16	86	-10	76	5	GB 4	Field Goal
9	03:39	02:04	1:35	Kickoff	CAR 24	6	61	0	61	2	GB 15	Field Goal
10	00:55	00:13	0:42	Punt	CAR 20	4	11	-5	6	0	CAR 26	Downs
1	13:37	09:54	3:43	Punt	GB 19	7	81	0	81	4	CAR 1	TD
2	05:57	14:09	6:48	Kickoff	GB 25	13	74	1	75	5	CAR 6	TD
3	07:29	03:58	3:31	Fumble	CAR 47	7	42	5	47	4	CAR 8	TD
4	03:28	01:29	1:59	Punt	GB 25	7	34	0	34	2	CAR 41	Punt
5	00:55	00:00	0:55	Punt	GB 31	4	11	-10	1	0	GB 32	Punt
6	15:00	14:05	0:55	Kickoff	GB 25	3	3	0	3	0	GB 28	Punt
7	11:12	09:08	2:04	Punt	GB 15	3	-1	0	-1	0	GB 14	Punt
8	05:15	02:23	2:52	Kickoff	GB 25	4	14	5	19	2	GB 44	Punt
9	08:39	03:39	5:00	Kickoff	GB 25	10	42	0	42	3	CAR 33	Field Goal
10	02:04	00:55	1:09	Kickoff	GB 25	3	-8	0	-8	0	GB 17	Punt
11	00:13	00:00	0:13	Downs	CAR 26	1	-1	0	-1	0	CAR 26	End Game

## DRIVE CHARTS

[illegible]

GAME SUMMARIES



34

WEEK 1

Las Vegas Raiders 34, Carolina Panthers 30

Bank of America Stadium Sep 13, 2020



30

Las Vegas Raiders	7	10	10	7	—	34
Carolina Panthers	9	6	0	15	—	30

SCORING DRIVES

TEAM	QTR	TIME	SCORING PLAY	LV	CAR
Panthers	1	10:02	J.Slye 47 yd. Field Goal (8-34, 4:02)	0	3
Raiders	1	05:47	J.Jacobs 1 yd. run (D.Carlson kick) (8-75, 4:15)	7	3
Panthers	1	00:57	C.McCaffrey 6 yd. run (kick failed, wl) (10-63, 4:50)	7	9
Raiders	2	08:13	D.Carlson 20 yd. Field Goal (15-73, 7:44)	10	9
Panthers	2	05:03	J.Slye 46 yd. Field Goal (7-47, 3:10)	10	12
Raiders	2	01:54	N.Agholor 23 yd. pass from D.Carr (D.Carlson kick) (8-75, 3:09)	17	12
Panthers	2	00:00	J.Slye 31 yd. Field Goal (11-62, 1:54)	17	15
Raiders	3	09:38	D.Carlson 54 yd. Field Goal (6-15, 3:04)	20	15
Raiders	3	05:33	J.Jacobs 7 yd. run (D.Carlson kick) (6-49, 3:35)	27	15
Panthers	4	12:32	C.McCaffrey 3 yd. run (J.Slye kick) (17-75, 7:57)	27	22
Panthers	4	08:29	R.Anderson 75 yd. pass from T.Bridgewater (T.Bridgewater-R.Anderson pass) (2-77, 0:58)	27	30
Raiders	4	04:08	J.Jacobs 6 yd. run (D.Carlson kick) (9-75, 4:21)	34	30

LAS VEGAS RAIDERS									
OFFENSE					DEFENSE				
WR	89	B. Edwards	DE	96	C. Ferrell				
WR	11	H. Ruggs III	DT	90	J. Hankins				
LT	74	K. Miller	DT	97	M. Collins				
LG	64	R. Incognito	DE	98	M. Crosby				
C	61	R. Hudson	SLB	50	N. Morrow				
RG	66	G. Jackson	MLB	44	N. Kwiatkoski				
RT	77	T. Brown	WLB	42	C. Littleton				
TE	83	D. Waller	LCB	27	T. Mullen				
TE	82	J. Witten	RCB	20	D. Amette				
QB	4	D. Carr	S	25	E. Harris				
RB	28	J. Jacobs	S	29	L. Joyner				
			SS	24	J. Abram				

CAROLINA PANTHERS									
OFFENSE					DEFENSE				
LT	76	R. Okung	DE	53	B. Burns				
LG	75	M. Schofield	DT	99	K. Short				
C	61	M. Paradis	DT	95	D. Brown				
RG	67	J. Miller	DE	91	S. Weatherly				
RT	72	T. Moton	WILL	54	S. Thompson				
TE	82	C. Manhertz	MIKE	52	T. Whitehead				
TE	40	A. Armah	SAM	21	J. Chinn				
WR	11	R. Anderson	CB	26	D. Jackson				
WR	12	D. Moore	CB	25	T. Pride Jr.				
RB	22	C. McCaffrey	SS	31	J. Burris				
QB	5	T. Bridgewater	FS	33	T. Boston				

LAS VEGAS RAIDERS

PASSING	ATT	CP	YDS	SK/YD	TD	LG	INT	RTG
Derek Carr	30	22	239	0/0	1	45	0	107.5
TOTAL	30	22	239	0/0	1	45	0	107.5

RUSHING	ATT	YDS	AVG	LG	TD
Josh Jacobs	25	93	3.7	14	3
Devontae Booker	4	29	7.3	15	0
Henry Ruggs III	2	11	5.5	7	0
TOTAL	31	133	4.3	15	3

RECEIVING	NO	YDS	AVG	LG	TD
Darren Waller	6	45	7.5	8	0
Josh Jacobs	4	46	11.5	29	0
Henry Ruggs III	3	55	18.3	45	0
Devontae Booker	3	23	7.7	14	0
Hunter Renfrow	2	21	10.5	11	0
Nelson Agholor	1	23	23.0	23t	1
Jalen Richard	1	15	15.0	15	0
Bryan Edwards	1	9	9.0	9	0
Jason Witten	1	2	2.0	2	0
TOTAL	22	239	10.9	45	1

TOP DEFENSE	TOT	SOLO	AST	SCK	YDS	INT
Johnathan Abram	13	9	4	0.0	0.0	0
Cory Littleton	6	3	3	0.0	0.0	0
Nick Kwiatkoski	6	4	2	0.0	0.0	0

FIELD GOALS	FGM/FGA	PERCENT	RESULTS
Daniel Carlson	2-2	100.0	(20, 54)
TOTAL	2-2	100.0	

CAROLINA PANTHERS

PASSING	ATT	CP	YDS	SK/YD	TD	LG	INT	RTG
Teddy Bridgewater	34	22	269	1/10	1	75	0	98.8
TOTAL	34	22	269	1/10	1	75	0	98.8

RUSHING	ATT	YDS	AVG	LG	TD
Christian McCaffrey	23	97	4.2	15	2
Teddy Bridgewater	4	26	6.5	13	0
Curtis Samuel	1	5	5.0	5	0
Alex Armah	2	1	0.5	1	0
TOTAL	30	129	4.3	15	2

RECEIVING	NO	YDS	AVG	LG	TD
Robby Anderson	6	114	19.0	75t	1
Curtis Samuel	5	38	7.6	19	0
DJ Moore	4	54	13.5	18	0
Christian McCaffrey	3	38	12.7	16	0
Ian Thomas	2	16	8.0	11	0
Seth Roberts	1	5	5.0	5	0
Chris Manhertz	1	4	4.0	4	0
TOTAL	22	269	12.2	75t	1

TOP DEFENSE	TOT	SOLO	AST	SCK	YDS	INT
Shaq Thompson	12	5	7	0.0	0.0	0
Jeremy Chinn	8	7	1	0.0	0.0	0
Troy Pride Jr.	7	4	3	0.0	0.0	0

FIELD GOALS	FGM/FGA	PERCENT	RESULTS
Joey Slye	3-3	100.0	(47, 46, 31)
TOTAL	3-3	100.0	

TEAM STATISTICS

RAIDERS    PANTHERS

First Downs	23	22
3rd Down Eff. (Made/Att/Pct)	6/11/55%	7/13/54%
4th Down Eff. (Made/Att/Pct)	0/0/0%	1/2/50%
Total Net Yards	372	388
Total Plays	61	65
Yards Per Play	6.1	6.0
Rushes/Net Yards	31/133	30/129
Net Passing	239	259
Pass Attempts/Completions	30/22	34/22
Had Intercepted	0	0
Sacked/Yards Lost	0/0	1/10
Punts/Average	3/42.3	2/60.0
Penalties/Yards	3/40	5/65
Fumbles/Lost	1/0	0/0
Possession Time	31:12	28:48

# GAME SUMMARIES



17

## WEEK 2

Carolina Panthers 17, Tampa Bay Buccaneers 31  
0 🦁 Raymond James Stadium 🦅 Sep 20, 2020



31

Carolina Panthers	0	0	7	10	—	17
Tampa Bay Buccaneers	14	7	0	10	—	31

### SCORING DRIVES

TEAM	QTR	TIME	SCORING PLAY	CAR	TB
Buccaneers	1	05:42	R.Jones 7 yd. run (R.Succop kick) (10-78, 4:17)	0	7
Buccaneers	1	04:38	M.Evans 23 yd. pass from T.Brady (R.Succop kick) (1-23, 0:07)	0	14
Buccaneers	2	03:01	L.Fournette 1 yd. run (R.Succop kick) (7-65, 3:02)	0	21
Panthers	3	08:36	C.McCaffrey 1 yd. run (J.Slye kick) (8-47, 5:25)	7	21
Panthers	4	13:25	C.McCaffrey 7 yd. run (J.Slye kick) (13-93, 6:19)	14	21
Buccaneers	4	06:13	R.Succop 33 yd. Field Goal (8-45, 3:57)	14	24
Panthers	4	00:17	J.Slye 23 yd. Field Goal (10-70, 4:16)	17	24
Buccaneers	4	01:48	L.Fournette 46 yd. run (R.Succop kick) (1-46, 0:09)	17	31

TAMPA BAY BUCCANEERS					
OFFENSE			DEFENSE		
WR	13	M. Evans	DL	92	W. Gholston
WR	10	S. Miller	DL	93	N. Suh
WR	17	J. Watson	DL	50	V. Vea
G	65	A. Cappa	CB	24	C. Davis III
G	74	A. Marpet	CB	23	S. Murphy-Bunting
C	66	R. Jensen	S	33	J. Whitehead
TE	87	R. Gronkowski	S	31	A. Winfield Jr.
T	76	D. Smith	---	---	---
T	78	T. Wirfs	---	---	---
QB	12	T. Brady	---	---	---
RB	27	R. Jones II	---	---	---
CAROLINA PANTHERS					
OFFENSE			DEFENSE		
LT	76	R. Okung	DE	53	B. Burns
LG	75	M. Schofield	DT	92	Z. Kerr
C	61	M. Paradis	DT	95	D. Brown
RG	67	J. Miller	DE	91	S. Weatherly
RT	72	T. Moton	WILL	54	S. Thompson
TE	82	C. Manhertz	MIKE	52	T. Whitehead
TE	80	I. Thomas	SAM	21	J. Chinn
WR	11	R. Anderson	CB	26	D. Jackson
WR	12	D. Moore	CB	24	R. Douglas
RB	22	C. McCaffrey	SS	31	J. Burris
QB	5	T. Bridgewater	FS	33	T. Boston

### CAROLINA PANTHERS

PASSING	ATT	CP	YDS	SK/YD	TD	LG	INT	RTG
Teddy Bridgewater	42	33	367	5/27	0	39	2	83.2
TOTAL	42	33	367	5/27	0	39	2	83.2

RUSHING	ATT	YDS	AVG	LG	TD
Christian McCaffrey	18	59	3.3	9	2
Curtis Samuel	4	26	6.5	14	0
Jeremy Chinn	1	1	1.0	1	0
Mike Davis	1	1	1.0	1	0
TOTAL	24	87	3.6	14	2

RECEIVING	NO	YDS	AVG	LG	TD
Robby Anderson	9	109	12.1	39	0
DJ Moore	8	120	15.0	30	0
Mike Davis	8	74	9.3	22	0
Christian McCaffrey	4	29	7.3	10	0
Curtis Samuel	2	13	6.5	10	0
Alex Armah	1	14	14.0	14	0
Chris Manhertz	1	8	8.0	8	0
TOTAL	33	367	11.1	39	0

TOP DEFENSE	TOT	SOLO	AST	SCK	YDS	INT
Rasul Douglas	7	7	0	0.0	0.0	0
Jeremy Chinn	6	2	4	0.0	0.0	0
Tahir Whitehead	6	4	2	0.0	0.0	0

FIELD GOALS	FGM/FGA	PERCENT	RESULTS
Joey Slye	1-1	100.0	(23)
TOTAL	1-1	100.0	

### TAMPA BAY BUCCANEERS

PASSING	ATT	CP	YDS	SK/YD	TD	LG	INT	RTG
Tom Brady	35	23	217	0/0	1	50	1	80.3
TOTAL	35	23	217	0/0	1	50	1	80.3

RUSHING	ATT	YDS	AVG	LG	TD
Leonard Fournette	12	103	8.6	46t	2
Ronald Jones II	7	23	3.3	7t	1
Scotty Miller	1	1	1.0	1	0
Tom Brady	1	0	0.0	0	0
LeSean McCoy	1	-5	-5.0	-5	0
TOTAL	22	122	5.5	46T	3

RECEIVING	NO	YDS	AVG	LG	TD
Mike Evans	7	104	14.9	50	1
LeSean McCoy	5	26	5.2	7	0
Leonard Fournette	4	13	3.3	12	0
Justin Watson	2	48	24.0	36	0
Scotty Miller	2	11	5.5	6	0
Ronald Jones II	2	4	2.0	2	0
O.J. Howard	1	11	11.0	11	0
TOTAL	23	217	9.4	50	1

TOP DEFENSE	TOT	SOLO	AST	SCK	YDS	INT
Devin White	15	11	4	0.0	0.0	0
Antoine Winfield Jr.	11	8	3	1.0	0.0	0
Lavonte David	9	6	3	0.0	0.0	0

FIELD GOALS	FGM/FGA	PERCENT	RESULTS
Ryan Succop	1-1	100.0	(33)
TOTAL	1-1	100.0	

### TEAM STATISTICS

First Downs	24	20
3rd Down Eff. (Made/Att/Pct)	6/11/55%	5/11/45%
4th Down Eff. (Made/Att/Pct)	1/2/50%	0/0/0%
Total Net Yards	427	339
Total Plays	71	57
Yards Per Play	6.0	5.9
Rushes/Net Yards	24/87	22/122
Net Passing	340	217
Pass Attempts/Completions	42/33	35/23
Had Intercepted	2	1
Sacked/Yards Lost	5/27	0/0
Punts/Average	2/50.5	4/42.0
Penalties/Yards	9/77	5/37
Fumbles/Lost	3/2	1/1
Possession Time	34:32	25:28

### PANTHERS BUCCANEERS

GAME SUMMARIES



21

WEEK 3

Carolina Panthers 21, Los Angeles Chargers 16  
0 SoFi Stadium Sep 27, 2020



16

Carolina Panthers	6	12	0	3	—	21
Los Angeles Chargers	0	7	3	6	—	16

SCORING DRIVES

TEAM	QTR	TIME	SCORING PLAY	CAR	LAC
Panthers	1	09:20	J.Slye 29 yd. Field Goal (6-37, 3:07)	3	0
Panthers	1	04:28	J.Slye 24 yd. Field Goal (7-29, 3:15)	6	0
Chargers	2	14:14	A.Ekeler 12 yd. run (M.Badgley kick) (10-75, 5:14)	6	7
Panthers	2	08:11	J.Slye 30 yd. Field Goal (10-59, 6:03)	9	7
Panthers	2	02:58	M.Davis 13 yd. pass from T.Bridgewater (kick blocked) (8-57, 3:57)	15	7
Panthers	2	00:00	J.Slye 22 yd. Field Goal (2-4, 0:08)	18	7
Chargers	3	01:12	M.Badgley 41 yd. Field Goal (10-37, 4:34)	18	10
Panthers	4	10:58	J.Slye 31 yd. Field Goal (8-62, 5:14)	21	10
Chargers	4	04:33	K.Allen 14 yd. pass from J.Herbert (pass failed) (16-75, 6:25)	21	16

LOS ANGELES CHARGERS					
OFFENSE			DEFENSE		
WR	13	K. Allen	DE	97	J. Bosa
WR	15	J. Guyton	DE	42	U. Nwosu
WR	81	M. Williams	DT	95	L. Joseph
G	76	F. Lamp	DT	99	J. Tilley
G	73	T. St. Louis	LB	56	K. Murray Jr.
TE	86	H. Henry	LB	44	K. White
T	75	B. Bulaga	CB	43	M. Davis
T	69	S. Tevi	CB	25	C. Harris Jr.
QB	10	J. Herbert	CB	26	C. Hayward Jr.
RB	30	A. Ekeler	S	24	N. Adderley
			S	23	R. Jenkins

CAROLINA PANTHERS					
OFFENSE			DEFENSE		
LT	74	G. Little	DE	53	B. Burns
LG	64	C. Reed	DT	92	Z. Kerr
C	61	M. Paradis	DT	95	D. Brown
RG	67	J. Miller	DE	91	S. Weatherly
RT	72	T. Moton	WILL	54	S. Thompson
TE	80	I. Thomas	MIKE	52	T. Whitehead
WR	11	R. Anderson	SAM	21	J. Chinn
WR	12	D. Moore	CB	26	D. Jackson
WR	10	C. Samuel	CB	24	R. Douglas
RB	28	M. Davis	SS	31	J. Burris
QB	5	T. Bridgewater	FS	33	T. Boston

CAROLINA PANTHERS

PASSING	ATT	CP	YDS	SK/YD	TD	LG	INT	RTG
Teddy Bridgewater	28	22	235	2/14	1	38	0	113.5
TOTAL	28	22	235	2/14	1	38	0	113.5

RUSHING	ATT	YDS	AVG	LG	TD
Mike Davis	13	46	3.5	25	0
Reggie Bonnafon	2	16	8.0	13	0
Teddy Bridgewater	2	12	6.0	6	0
Curtis Samuel	4	7	1.8	5	0
TOTAL	21	81	3.9	25	0

RECEIVING	NO	YDS	AVG	LG	TD
Mike Davis	8	45	5.6	13t	1
Robby Anderson	5	55	11.0	18	0
Curtis Samuel	4	45	11.3	24	0
DJ Moore	2	65	32.5	38	0
Seth Roberts	2	16	8.0	12	0
Ian Thomas	1	9	9.0	9	0
TOTAL	22	235	10.7	38	1

TOP DEFENSE	TOT	SOLO	AST	SCK	YDS	INT
Shaq Thompson	13	8	5	0.0	0.0	0
Jeremy Chinn	12	6	6	0.0	0.0	0
Juston Burris	8	7	1	0.0	0.0	0

FIELD GOALS	FGM/FGA	PERCENT	RESULTS
Joey Slye	5-5	100.0	(29, 24, 30, 22, 31)
TOTAL	5-5	100.0	

LOS ANGELES CHARGERS

PASSING	ATT	CP	YDS	SK/YD	TD	LG	INT	RTG
Justin Herbert	49	35	330	2/11	1	28	1	88.0
TOTAL	49	35	330	2/11	1	28	1	88.0

RUSHING	ATT	YDS	AVG	LG	TD
Austin Ekeler	12	59	4.9	12t	1
Joshua Kelley	8	43	5.4	16	0
Justin Herbert	3	15	5.0	11	0
TOTAL	23	117	5.1	16	1

RECEIVING	NO	YDS	AVG	LG	TD
Keenan Allen	13	132	10.2	22	1
Austin Ekeler	11	84	7.6	28	0
Hunter Henry	5	50	10.0	16	0
Jalen Guyton	2	23	11.5	16	0
Joshua Kelley	2	9	4.5	6	0
Mike Williams	1	17	17.0	17	0
K.J. Hill Jr.	1	15	15.0	15	0
TOTAL	35	330	9.4	28	1

TOP DEFENSE	TOT	SOLO	AST	SCK	YDS	INT
Kyzir White	11	8	3	0.0	0.0	0
Nasir Adderley	9	7	2	0.0	0.0	0
Rayshawn Jenkins	9	3	6	1.0	6.0	0

FIELD GOALS	FGM/FGA	PERCENT	RESULTS
Michael Badgley	1-1	100.0	(41)
TOTAL	1-1	100.0	

TEAM STATISTICS

First Downs	14	26
3rd Down Eff. (Made/Att/Pct)	3/12/25%	10/15/67%
4th Down Eff. (Made/Att/Pct)	0/0/0%	0/0/0%
Total Net Yards	302	436
Total Plays	51	74
Yards Per Play	5.9	5.9
Rushes/Net Yards	21/81	23/117
Net Passing	221	319
Pass Attempts/Completions	28/22	49/35
Had Intercepted	0	1
Sacked/Yards Lost	2/14	2/11
Punts/Average	4/47.3	3/39.7
Penalties/Yards	3/30	8/60
Fumbles/Lost	0/0	4/3
Possession Time	28:48	31:12

PANTHERS CHARGERS



GAME SUMMARIES



21

WEEK 4

Arizona Cardinals 21, Carolina Panthers 31  
5, 120 Bank of America Stadium Oct 4, 2020



31

Arizona Cardinals	0	7	7	7	—	21
Carolina Panthers	14	7	7	3	—	31

SCORING DRIVES

TEAM	QTR	TIME	SCORING PLAY	ARI	CAR
Panthers	1	07:21	M.Davis 1 yd. run (J.Slye kick) (13-66, 5:44)	0	7
Panthers	1	01:29	T.Bridgewater 18 yd. run (J.Slye kick) (9-80, 4:31)	0	14
Cardinals	2	07:26	J.Thomas 3 yd. pass from K.Murray (Z.Gonzalez kick) (10-38, 5:32)	7	14
Panthers	2	01:55	R.Bonnafon 3 yd. pass from T.Bridgewater (J.Slye kick) (10-75, 5:31)	7	21
Panthers	3	05:26	I.Thomas 2 yd. pass from T.Bridgewater (J.Slye kick) (8-74, 4:19)	7	28
Cardinals	3	01:15	C.Kirk 3 yd. pass from K.Murray (Z.Gonzalez kick) (7-75, 4:11)	14	28
Panthers	4	07:45	J.Slye 27 yd. Field Goal (15-73, 8:30)	14	31
Cardinals	4	02:13	C.Edmonds 2 yd. pass from K.Murray (Z.Gonzalez kick) (7-68, 1:52)	21	31

ARIZONA CARDINALS			
OFFENSE		DEFENSE	
WR	11 L. Fitzgerald	NT	98 C. Peters
WR	10 D. Hopkins	DT	97 J. Phillips
WR	13 C. Kirk	DT	94 Z. Allen
LT	74 D. Humphries	OLB	55 C. Jones
LG	67 J. Pugh	ILB	58 J. Hicks
C	52 M. Cole	ILB	59 D. Campbell
RG	64 J. Sweezy	LB	49 I. Simmons
RT	68 K. Beachum	CB	21 P. Peterson
TE	81 D. Daniels	CB	33 B. Murphy Jr.
QB	1 K. Murray	S	35 C. Riley
RB	41 K. Drake	S	22 D. Thompson
CAROLINA PANTHERS			
OFFENSE		DEFENSE	
LT	74 G. Little	DE	53 B. Burns
LG	64 C. Reed	DT	99 K. Short
C	61 M. Paradis	DT	95 D. Brown
RG	67 J. Miller	DE	91 S. Weatherly
RT	72 T. Moton	WILL	54 S. Thompson
TE	82 C. Manhertz	MINE	52 T. Whitehead
TE	80 I. Thomas	SAM	21 J. Chinn
WR	11 R. Anderson	CB	26 D. Jackson
WR	12 D. Moore	CB	24 R. Douglas
WR	28 M. Davis	SS	31 J. Burris
QB	5 T. Bridgewater	FS	33 T. Boston

ARIZONA CARDINALS

PASSING	ATT	CP	YDS	SK/YD	TD	LG	INT	RTG
Kyler Murray	31	24	133	1/0	3	25	0	116.7
TOTAL	31	24	133	1/0	3	25	0	116.7

RUSHING	ATT	YDS	AVG	LG	TD
Kyler Murray	6	78	13.0	48	0
Kenyan Drake	13	35	2.7	9	0
Chase Edmonds	4	16	4.0	9	0
TOTAL	23	129	5.6	48	0

RECEIVING	NO	YDS	AVG	LG	TD
DeAndre Hopkins	7	41	5.9	13	0
Chase Edmonds	5	24	4.8	12	1
Dan Arnold	4	39	9.8	25	0
Christian Kirk	3	19	6.3	8	1
Larry Fitzgerald	2	4	2.0	6	0
Andy Isabella	2	3	1.5	2	0
Jordan Thomas	1	3	3.0	3t	1
TOTAL	24	133	5.5	25	3

TOP DEFENSE	TOT	SOLO	AST	SCK	YDS	INT
Jordan Hicks	12	8	4	0.0	0.0	0
DeVondre Campbell	9	4	5	0.0	0.0	0
Deionte Thompson	9	4	5	0.0	0.0	0

FIELD GOALS	FGM/FGA	PERCENT	RESULTS
No Field Goals			

CAROLINA PANTHERS

PASSING	ATT	CP	YDS	SK/YD	TD	LG	INT	RTG
Teddy Bridgewater	37	26	276	0/0	2	24	1	98.5
TOTAL	37	26	276	0/0	2	24	1	98.5

RUSHING	ATT	YDS	AVG	LG	TD
Mike Davis	16	84	5.3	21	1
Reggie Bonnafon	10	53	5.3	22	0
Teddy Bridgewater	6	32	5.3	18t	1
Alex Armah	1	2	2.0	2	0
Curtis Samuel	2	-3	-1.5	1	0
TOTAL	35	168	4.8	22	2

RECEIVING	NO	YDS	AVG	LG	TD
Robby Anderson	8	99	12.4	24	0
Mike Davis	5	27	5.4	20	0
DJ Moore	4	49	12.3	23	0
Curtis Samuel	3	51	17.0	24	0
Reggie Bonnafon	2	18	9.0	15	1
Ian Thomas	2	5	2.5	3	1
Chris Manhertz	1	17	17.0	17	0
Seth Roberts	1	10	10.0	10	0
TOTAL	26	276	10.6	24	2

TOP DEFENSE	TOT	SOLO	AST	SCK	YDS	INT
Jeremy Chinn	8	5	3	0.0	0.0	0
Justin Burris	6	5	1	0.0	0.0	0
Donte Jackson	5	2	3	0.0	0.0	0

FIELD GOALS	FGM/FGA	PERCENT	RESULTS
Joey Slye	1-2	50.0	(27) 42WR
TOTAL	1-2	50.0	

TEAM STATISTICS

	CARDINALS	PANTHERS
First Downs	21	30
3rd Down Eff. (Made/Att/Pct)	3/9/33%	7/11/64%
4th Down Eff. (Made/Att/Pct)	0/0/0%	1/1/100%
Total Net Yards	262	444
Total Plays	55	72
Yards Per Play	4.8	6.2
Rushes/Net Yards	23/129	35/168
Net Passing	133	276
Pass Attempts/Completions	31/24	37/26
Had Intercepted	0	1
Sacked/Yards Lost	1/0	0/0
Punts/Average	5/41.4	1/42.0
Penalties/Yards	5/29	10/72
Fumbles/Lost	1/1	0/0
Possession Time	22:52	37:08

GAME SUMMARIES



23

WEEK 5

Carolina Panthers 23, Atlanta Falcons 16

6,656 Mercedes-Benz Stadium Oct 11, 2020



16

Carolina Panthers	3	17	0	3	—	23
Atlanta Falcons	7	0	3	6	—	16

SCORING DRIVES

TEAM	QTR	TIME	SCORING PLAY	CAR	ATL
Falcons	1	08:19	T.Gurley 35 yd. run (Y.Koo kick) (10-92, 4:36)	0	7
Panthers	1	00:57	J.Slye 38 yd. Field Goal (14-64, 7:22)	3	7
Panthers	2	09:06	J.Slye 39 yd. Field Goal (8-52, 4:53)	6	7
Panthers	2	02:30	D.Moore 57 yd. pass from T.Bridgewater (J.Slye kick) (5-88, 2:23)	13	7
Panthers	2	00:23	M.Davis 3 yd. pass from T.Bridgewater (J.Slye kick) (8-89, 1:11)	20	7
Falcons	3	12:19	Y.Koo 46 yd. Field Goal (7-51, 2:41)	20	10
Falcons	4	14:48	Y.Koo 31 yd. Field Goal (14-76, 5:29)	20	13
Panthers	4	01:10	J.Slye 22 yd. Field Goal (14-76, 7:39)	23	13
Falcons	4	00:04	Y.Koo 54 yd. Field Goal (8-39, 1:06)	23	16

ATLANTA FALCONS			
OFFENSE		DEFENSE	
WR	18 C. Ridley	DE	56 D. Fowler Jr.
WR	17 O. Zaccheaus	DE	98 T. McKinley
G	77 J. Carpenter	DT	96 T. Davison
G	63 C. Lindstrom	DT	97 G. Jarrett
C	51 A. Mack	LB	54 F. Oluokun
TE	81 H. Hurst	LB	45 D. Jones
TE	88 L. Stocker	CB	25 J. Oliver
T	70 J. Matthews	CB	20 K. Sheffield
T	76 K. McGary	S	37 R. Allen
QB	2 M. Ryan	S	22 K. Neal
RB	21 T. Gurley II	--	--
CAROLINA PANTHERS			
OFFENSE		DEFENSE	
LT	76 R. Okung	DE	53 B. Burns
LG	64 C. Reed	DT	99 K. Short
C	61 M. Paradis	DT	95 D. Brown
RG	67 J. Miller	DE	91 S. Weatherly
RT	72 T. Moton	WILL	54 S. Thompson
TE	80 I. Thomas	MIME	52 T. Whitehead
WR	11 R. Anderson	SAM	21 J. Chinn
WR	12 D. Moore	CB	26 D. Jackson
WR	10 C. Samuel	CB	24 R. Douglas
RB	28 M. Davis	SS	31 J. Burris
QB	5 T. Bridgewater	FS	33 T. Boston

CAROLINA PANTHERS

PASSING	ATT	CP	YDS	SK/YD	TD	LG	INT	RTG
Teddy Bridgewater	36	27	313	0/0	2	57	0	119.3
TOTAL	36	27	313	0/0	2	57	0	119.3

RUSHING	ATT	YDS	AVG	LG	TD
Mike Davis	16	89	5.6	15	0
Curtis Samuel	4	28	7.0	17	0
Teddy Bridgewater	3	3	1.0	2	0
Robby Anderson	1	3	3.0	3	0
Alex Armah	1	2	2.0	2	0
Trenton Cannon	2	-1	-0.5	2	0
TOTAL	27	124	4.6	17	0

RECEIVING	NO	YDS	AVG	LG	TD
Mike Davis	9	60	6.7	23	1
Robby Anderson	8	112	14.0	29	0
Curtis Samuel	5	36	7.2	17	0
DJ Moore	4	93	23.3	57T	1
Pharoh Cooper	1	12	12.0	12	0
TOTAL	27	313	11.6	57T	2

TOP DEFENSE	TOT	SOLO	AST	SCK	YDS	INT
Shaq Thompson	10	3	7	0.0	0.0	0
Jeremy Chinn	9	5	4	0.0	0.0	0
Rasul Douglas	8	6	2	0.0	0.0	0

FIELD GOALS	FGM/FGA	PERCENT	RESULTS
Joey Slye	3-3	100.0	(38, 39, 22)
TOTAL	3-3	100.0	

ATLANTA FALCONS

PASSING	ATT	CP	YDS	SK/YD	TD	LG	INT	RTG
Matt Ryan	37	21	226	2/19	0	26	1	63.6
TOTAL	37	21	226	2/19	0	26	1	63.6

RUSHING	ATT	YDS	AVG	LG	TD
Todd Gurley II	14	121	8.6	35T	1
Brian Hill	6	39	6.5	11	0
Ito Smith	2	6	3.0	5	0
Keith Smith	1	1	1.0	1	0
Matt Ryan	1	-1	-1.0	-1	0
TOTAL	24	166	6.9	35T	1

RECEIVING	NO	YDS	AVG	LG	TD
Calvin Ridley	8	136	17.0	26	0
Todd Gurley II	4	29	7.3	11	0
Russell Gage	2	16	8.0	8	0
Brian Hill	2	15	7.5	9	0
Hayden Hurst	2	8	4.0	9	0
Olamide Zaccheaus	1	13	13.0	13	0
Jaeden Graham	1	7	7.0	7	0
Luke Stocker	1	2	2.0	2	0
TOTAL	21	226	10.8	26	0

TOP DEFENSE	TOT	SOLO	AST	SCK	YDS	INT
Foyesade Oluokun	14	12	2	0.0	0.0	0
Deion Jones	7	5	2	0.0	0.0	0
Isaiah Oliver	7	6	1	0.0	0.0	0

FIELD GOALS	FGM/FGA	PERCENT	RESULTS
Youngbowe Koo	3-3	100.0	(46, 31, 54)
TOTAL	3-3	100.0	

TEAM STATISTICS

	PANTHERS	FALCONS
First Downs	24	21
3rd Down Eff. (Made/Att/Pct)	6/12/50%	6/13/46%
4th Down Eff. (Made/Att/Pct)	0/0/0%	1/1/100%
Total Net Yards	437	373
Total Plays	63	63
Yards Per Play	6.9	5.9
Rushes/Net Yards	27/124	24/166
Net Passing	313	207
Pass Attempts/Completions	36/27	37/21
Had Intercepted	0	1
Sacked/Yards Lost	0/0	2/19
Punts/Average	3/44.7	3/46.3
Penalties/Yards	4/25	3/40
Fumbles/Lost	0/0	1/0
Possession Time	33:05	26:55

# GAME SUMMARIES



23

## WEEK 6

Chicago Bears 23, Carolina Panthers 16

5,240 Bank of America Stadium Oct 18, 2020



16

Chicago Bears	7	6	7	3	—	23
Carolina Panthers	3	3	0	10	—	16

### SCORING DRIVES

TEAM	QTR	TIME	SCORING PLAY	CHI	CAR
Bears	1	11:40	C.Kmet 9 yd. pass from N.Foles (C.Santos kick) (3-7, 1:36)	7	0
Panthers	1	05:07	J.Slye 21 yd. Field Goal (14-72, 6:33)	7	3
Bears	2	08:09	C.Santos 31 yd. Field Goal (11-48, 5:58)	10	3
Panthers	2	02:00	J.Slye 20 yd. Field Goal (13-73, 6:09)	10	6
Bears	2	00:02	C.Santos 55 yd. Field Goal (9-38, 1:58)	13	6
Bears	3	01:44	N.Foles 1 yd. run (C.Santos kick) (10-56, 4:29)	20	6
Panthers	4	13:11	M.Davis 1 yd. run (J.Slye kick) (9-75, 3:33)	20	13
Bears	4	09:19	C.Santos 31 yd. Field Goal (10-62, 3:52)	23	13
Panthers	4	07:46	J.Slye 48 yd. Field Goal (5-35, 1:33)	23	16

#### CHICAGO BEARS

OFFENSE	DEFENSE
WR 12 A. Robinson II	NT 98 B. Nichols
WR 17 A. Miller	DT 96 A. Hicks
LT 72 C. Leno Jr.	OLB 52 K. Mack
LG 69 R. Coward	ILB 59 D. Trevathan
C 65 C. Whitehair	ILB 58 R. Smith
RG 74 G. Hedi	OLB 94 R. Quinn
RT 70 B. Massie	CB 23 K. Fuller
TE 80 J. Graham	S 39 E. Jackson
TE 86 D. Harris	S 38 T. Gipson Sr.
QB 9 N. Foles	CB 33 J. Johnson
RB 32 D. Montgomery	DB 24 B. Skrine

#### CAROLINA PANTHERS

OFFENSE	DEFENSE
LT 76 R. Okung	DE 53 B. Burns
LG 64 C. Reed	DT 92 Z. Kerr
C 61 M. Paradis	DT 95 D. Brown
RG 67 J. Miller	DE 91 S. Weatherly
RT 72 T. Moton	WILL 54 S. Thompson
TE 82 C. Manhertz	MtM 52 T. Whitehead
WR 11 R. Anderson	SAM 21 J. Chinn
WR 12 D. Moore	CB 25 T. Pride Jr.
WR 15 S. Roberts	CB 24 R. Douglas
RB 28 M. Davis	SS 31 J. Burris
QB 5 T. Bridgewater	FS 33 T. Boston

### CHICAGO BEARS

PASSING	ATT	CP	YDS	SK/YD	TD	LG	INT	RTG
Nick Foles	39	23	198	0/0	1	23	1	70.2
TOTAL	39	23	198	0/0	1	23	1	70.2

RUSHING	ATT	YDS	AVG	LG	TD
David Montgomery	19	58	3.1	12	0
Nick Foles	5	4	0.8	7	1
Cordarrelle Patterson	1	1	1.0	1	0
TOTAL	25	63	2.5	12	1

RECEIVING	NO	YDS	AVG	LG	TD
Allen Robinson II	5	53	10.6	23	0
Jimmy Graham	5	34	6.8	10	0
David Montgomery	4	39	9.8	13	0
Darnell Mooney	3	36	12.0	18	0
Anthony Miller	3	8	2.7	4	0
Cole Kmet	2	20	10.0	11	1
Cordarrelle Patterson	1	8	8.0	8	0
TOTAL	23	198	8.6	23	1

TOP DEFENSE	TOT	SOLO	AST	SCK	YDS	INT
Roquan Smith	12	7	5	0.0	0.0	0
Danny Trevathan	10	6	4	0.0	0.0	0
Tashaun Gipson Sr.	6	2	4	0.0	0.0	1

FIELD GOALS	FGM/FGA	PERCENT	RESULTS
Cairo Santos	3-3	100.0	(31, 55, 31)
TOTAL	3-3	100.0	

### CAROLINA PANTHERS

PASSING	ATT	CP	YDS	SK/YD	TD	LG	INT	RTG
Teddy Bridgewater	29	16	216	4/25	0	39	2	50.4
TOTAL	29	16	216	4/25	0	39	2	50.4

RUSHING	ATT	YDS	AVG	LG	TD
Mike Davis	18	52	2.9	12	1
Teddy Bridgewater	8	48	6.0	11	0
Trenton Cannon	3	12	4.0	10	0
TOTAL	29	112	3.9	12	1

RECEIVING	NO	YDS	AVG	LG	TD
DJ Moore	5	93	18.6	38	0
Robby Anderson	4	77	19.3	39	0
Trenton Cannon	2	15	7.5	19	0
Mike Davis	2	3	1.5	2	0
Keith Kirkwood	1	13	13.0	13	0
Ian Thomas	1	9	9.0	9	0
Chris Manhertz	1	6	6.0	6	0
TOTAL	16	216	13.5	39	0

TOP DEFENSE	TOT	SOLO	AST	SCK	YDS	INT
Tre Boston	8	5	3	0.0	0.0	0
Shaq Thompson	6	4	2	0.0	0.0	0
Jeremy Chinn	5	4	1	0.0	0.0	1

FIELD GOALS	FGM/FGA	PERCENT	RESULTS
Joey Slye	3-4	75.0	(21, 20) 54WR (48)
TOTAL	3-4	75.0	

### TEAM STATISTICS

First Downs	22	23
3rd Down Eff. (Made/Att/Pct)	7/14/50%	3/13/23%
4th Down Eff. (Made/Att/Pct)	0/0/0%	1/2/50%
Total Net Yards	261	303
Total Plays	64	62
Yards Per Play	4.1	4.9
Rushes/Net Yards	25/63	29/112
Net Passing	198	191
Pass Attempts/Completions	39/23	29/16
Had Intercepted	1	2
Sacked/Yards Lost	0/0	4/25
Punts/Average	4/44.3	1/49.0
Penalties/Yards	10/92	8/69
Fumbles/Lost	1/0	1/1
Possession Time	28:54	31:06

### BEARS PANTHERS

GAME SUMMARIES



24

WEEK 7

Carolina Panthers 24, New Orleans Saints 27

3,000 Mercedes-Benz Superdome Oct 25, 2020



27

Carolina Panthers	3	14	7	0	—	24
New Orleans Saints	7	14	3	3	—	27

SCORING DRIVES

TEAM	QTR	TIME	SCORING PLAY	CAR	NO
Saints	1	06:34	J.Cook 4 yd. pass from D.Brees (W.Lutz kick) (14-75, 8:26)	0	7
Panthers	1	01:54	J.Slye 43 yd. Field Goal (9-50, 4:40)	3	7
Saints	2	12:13	D.Brees 1 yd. run (W.Lutz kick) (9-78, 4:41)	3	14
Panthers	2	10:56	D.Moore 74 yd. pass from T.Bridgewater (J.Slye kick) (2-75, 1:17)	10	14
Panthers	2	01:37	D.Moore 7 yd. pass from T.Bridgewater (J.Slye kick) (9-65, 5:21)	17	14
Saints	2	00:02	D.Harris 4 yd. pass from D.Brees (W.Lutz kick) (8-75, 1:35)	17	21
Saints	3	04:24	W.Lutz 41 yd. Field Goal (13-58, 6:53)	17	24
Panthers	3	00:08	C.Samuel 5 yd. run (J.Slye kick) (8-75, 4:16)	24	24
Saints	4	07:55	W.Lutz 43 yd. Field Goal (13-50, 7:13)	24	27

NEW ORLEANS SAINTS					
OFFENSE			DEFENSE		
WR	10	T. Smith	DE	91	T. Hendrickson
WR	83	J. Johnson	DE	94	C. Jordan
G	75	A. Peat	DT	90	M. Brown
C	78	E. McCoy	DT	93	D. Onyemata
C	51	C. Ruiz	LB	47	A. Anzalone
TE	87	J. Cook	LB	56	D. Davis
T	72	T. Armstead	CB	20	J. Jenkins
T	71	R. Ramsey	CB	23	M. Lattimore
QB	9	D. Brees	S	27	M. Jenkins
QB	7	T. Hill	S	43	M. Williams
RB	41	A. Kamara	---	---	---
CAROLINA PANTHERS					
OFFENSE			DEFENSE		
LT	76	R. Okung	DE	53	B. Burns
LG	64	C. Reed	DT	92	Z. Kerr
C	61	M. Paradis	DT	95	D. Brown
RG	65	D. Daley	DE	91	S. Weatherly
RT	72	T. Moton	WILL	54	S. Thompson
TE	82	C. Manhertz	MIKE	52	T. Whitehead
TE	86	C. Thompson	SAM	21	J. Chinn
WR	11	R. Anderson	CB	26	D. Jackson
WR	12	D. Moore	CB	25	T. Pride Jr.
RB	28	M. Davis	SS	42	S. Franklin
QB	5	T. Bridgewater	FS	33	T. Boston

CAROLINA PANTHERS

PASSING	ATT	CP	YDS	SK/YD	TD	LG	INT	RTG
Teddy Bridgewater	28	23	254	1/8	2	74	0	128.3
TOTAL	28	23	254	1/8	2	74	0	128.3

RUSHING	ATT	YDS	AVG	LG	TD
Mike Davis	7	12	1.7	7	0
Teddy Bridgewater	2	10	5.0	5	0
Trenton Cannon	1	7	7.0	7	0
Curtis Samuel	1	5	5.0	5t	1
Myles Hartsfield	2	2	1.0	2	0
Alex Armah	1	1	1.0	1	0
TOTAL	14	37	2.6	7	1

RECEIVING	NO	YDS	AVG	LG	TD
Robby Anderson	6	74	12.3	26	0
Curtis Samuel	6	48	8.0	22	0
Mike Davis	5	24	4.8	8	0
DJ Moore	4	93	23.3	74t	2
Al Thomas	1	11	11.0	11	0
Brandon Zylstra	1	4	4.0	4	0
TOTAL	23	254	11.0	74T	2

TOP DEFENSE	TOT	SOLO	AST	SCK	YDS	INT
Shaq Thompson	13	7	6	0.0	0.0	0
Jeremy Chinn	8	4	4	0.0	0.0	0
Brian Burns	7	1	6	1.0	10.0	0

FIELD GOALS	FGM/FGA	PERCENT	RESULTS
Joey Slye	1-2	50.0	(43) 65SH
TOTAL	1-2	50.0	

NEW ORLEANS SAINTS

PASSING	ATT	CP	YDS	SK/YD	TD	LG	INT	RTG
Drew Brees	36	29	287	1/10	2	23	0	118.4
Taysom Hill	1	1	0	0/0	0	0	0	79.2
TOTAL	37	30	287	1/10	2	23	0	117.0

RUSHING	ATT	YDS	AVG	LG	TD
Alvin Kamara	14	83	5.9	32	0
Latavious Murray	11	47	4.3	25	0
Taysom Hill	1	6	6.0	6	0
Drew Brees	3	2	0.7	2	1
TOTAL	29	138	4.8	32	1

RECEIVING	NO	YDS	AVG	LG	TD
Marquez Callaway	8	75	9.4	15	0
Alvin Kamara	8	65	8.1	17	0
Tre Quan Smith	4	54	13.5	23	0
Deonte Harris	4	46	11.5	18	1
Jared Cook	3	32	10.7	22	1
Latavious Murray	1	9	9.0	9	0
Austin Carr	1	6	6.0	6	0
Josh Hill	1	0	0.0	0	0
TOTAL	30	287	9.6	23	2

TOP DEFENSE	TOT	SOLO	AST	SCK	YDS	INT
Marcus Williams	6	3	3	0.0	0.0	0
Marshon Lattimore	6	4	2	0.0	0.0	0
C.J. Gardner-Johnson	5	5	0	0.0	0.0	0

FIELD GOALS	FGM/FGA	PERCENT	RESULTS
Wil Lutz	2-2	100.0	(41, 43)
TOTAL	2-2	100.0	

TEAM STATISTICS

PANTHERS

SAINTS

First Downs	18	26
3rd Down Eff. (Made/Att/Pct)	6/9/67%	12/14/86%
4th Down Eff. (Made/Att/Pct)	0/0/0%	0/0/0%
Total Net Yards	283	415
Total Plays	43	67
Yards Per Play	6.6	6.2
Rushes/Net Yards	14/37	29/138
Net Passing	246	277
Pass Attempts/Completions	28/23	37/30
Had Intercepted	0	0
Sacked/Yards Lost	1/8	1/10
Punts/Average	1/51.0	0/0.0
Penalties/Yards	1/5	6/50
Fumbles/Lost	0/0	1/1
Possession Time	25:19	34:41

GAME SUMMARIES



WEEK 8

Atlanta Falcons 25, Carolina Panthers 17

5,240 Bank of America Stadium Oct 29, 2020



Atlanta Falcons	6	10	3	6	—	25
Carolina Panthers	7	7	3	0	—	17

SCORING DRIVES

TEAM	QTR	TIME	SCORING PLAY	ATL	CAR
Falcons	1	11:14	Y.Koo 20 yd. Field Goal (7-72, 3:46)	3	0
Panthers	1	08:14	C.Samuel 12 yd. run (J.Slye kick) (6-75, 3:00)	3	7
Falcons	1	02:36	Y.Koo 37 yd. Field Goal (12-57, 5:38)	6	7
Panthers	2	12:40	C.Samuel 29 yd. pass from T.Bridgewater (J.Slye kick) (4-40, 2:07)	6	14
Falcons	2	08:02	M.Ryan 13 yd. run (Y.Koo kick) (10-75, 4:38)	13	14
Falcons	2	00:00	Y.Koo 36 yd. Field Goal (10-47, 3:55)	16	14
Falcons	3	06:22	Y.Koo 29 yd. Field Goal (10-46, 5:10)	19	14
Panthers	3	02:59	J.Slye 39 yd. Field Goal (11-48, 3:23)	19	17
Falcons	4	11:01	T.Gurley 3 yd. run (kick failed, wr) (11-75, 6:58)	25	17

ATLANTA FALCONS					
OFFENSE			DEFENSE		
WR	11	J. Jones	DE	93	A. Bailey
WR	18	C. Ridley	DE	56	D. Fowler Jr.
G	77	J. Carpenter	DE	55	S. Means
G	63	C. Lindstrom	DT	97	G. Jarrett
C	51	A. Mack	LB	54	F. Oluokun
TE	81	H. Hurst	LB	45	D. Jones
TE	88	L. Stocker	CB	26	I. Oliver
T	70	J. Matthews	CB	20	K. Sheffield
T	76	K. McGary	CB	24	A. Terrell
QB	2	M. Ryan	S	37	R. Allen
RB	21	T. Gurley II	S	22	K. Neal
CAROLINA PANTHERS					
OFFENSE			DEFENSE		
LT	74	G. Little	DE	53	B. Burns
LG	64	C. Reed	DT	93	B. Roy
C	61	M. Paradis	DT	95	D. Brown
RG	67	J. Miller	DE	91	S. Weatherly
RT	72	T. Moton	WILL	54	S. Thompson
TE	80	I. Thomas	MINE	52	T. Whitehead
WR	11	R. Anderson	SAM	21	J. Chinn
WR	12	D. Moore	CB	26	D. Jackson
WR	10	C. Samuel	CB	25	T. Pride Jr.
RB	28	M. Davis	SS	42	S. Franklin
QB	5	T. Bridgewater	FS	33	T. Boston

ATLANTA FALCONS

PASSING	ATT	CP	YDS	SK/YD	TD	LG	INT	RTG
Matt Ryan	30	21	281	2/11	0	28	1	85.6
TOTAL	30	21	281	2/11	0	28	1	85.6

RUSHING	ATT	YDS	AVG	LG	TD
Brian Hill	11	55	5.0	14	0
Todd Gurley II	18	46	2.6	11	1
Matt Ryan	6	27	4.5	13t	1
Qadree Ollison	1	3	3.0	3	0
TOTAL	36	131	3.6	14	2

RECEIVING	NO	YDS	AVG	LG	TD
Julio Jones	7	137	19.6	28	0
Hayden Hurst	5	54	10.8	18	0
Calvin Ridley	3	42	14.0	19	0
Russell Gage	2	25	12.5	19	0
Christian Blake	2	14	7.0	7	0
Brian Hill	2	9	4.5	9	0
TOTAL	21	281	13.4	28	0

TOP DEFENSE	TOT	SOLO	AST	SCK	YDS	INT
Keanu Neal	7	6	1	0.0	0.0	0
Deion Jones	6	5	1	1.0	8.0	0
A.J. Terrell	5	4	1	0.0	0.0	0

FIELD GOALS	FGM/FGA	PERCENT	RESULTS
Youngboe Koo	4-4	100.0	(20, 37, 36, 29)
TOTAL	4-4	100.0	

CAROLINA PANTHERS

PASSING	ATT	CP	YDS	SK/YD	TD	LG	INT	RTG
Teddy Bridgewater	23	15	176	3/22	1	42	1	84.7
PJ Walker	4	1	3	0/0	0	3	0	39.6
TOTAL	27	16	179	3/22	1	42	1	76.0

RUSHING	ATT	YDS	AVG	LG	TD
Mike Davis	13	66	5.1	17	0
Teddy Bridgewater	5	30	6.0	14	0
Jeremy Chinn	1	28	28.0	28	0
Curtis Samuel	3	23	7.7	12t	1
TOTAL	22	147	6.7	28	1

RECEIVING	NO	YDS	AVG	LG	TD
Robby Anderson	5	48	9.6	27	0
Curtis Samuel	4	31	7.8	29t	1
Ian Thomas	3	28	9.3	21	0
DJ Moore	2	55	27.5	42	0
Mike Davis	1	11	11.0	11	0
Chris Manhertz	1	6	6.0	6	0
TOTAL	16	179	11.2	42	1

TOP DEFENSE	TOT	SOLO	AST	SCK	YDS	INT
Jeremy Chinn	10	6	4	0.0	0.0	0
Tre Boston	8	6	2	0.0	0.0	0
Shaq Thompson	6	3	3	0.0	0.0	0

FIELD GOALS	FGM/FGA	PERCENT	RESULTS
Joey Slye	1-1	100.0	(39)
TOTAL	1-1	100.0	

TEAM STATISTICS

First Downs	28	18
3rd Down Eff. (Made/Att/Pct)	3/9/33%	2/10/20%
4th Down Eff. (Made/Att/Pct)	0/0/0%	1/3/33%
Total Net Yards	401	304
Total Plays	68	52
Yards Per Play	5.9	5.8
Rushes/Net Yards	36/131	22/147
Net Passing	270	157
Pass Attempts/Completions	30/21	27/16
Had Intercepted	1	1
Sacked/Yards Lost	2/11	3/22
Punts/Average	1/39.0	2/39.0
Penalties/Yards	6/63	6/30
Fumbles/Lost	0/0	0/0
Possession Time	36:30	23:30

FALCONS PANTHERS



GAME SUMMARIES



31

WEEK 9

Carolina Panthers 31, Kansas City Chiefs 33  
12,073 Arrowhead Stadium Nov 8, 2020



33

Carolina Panthers	7	10	0	14	—	31
Kansas City Chiefs	3	10	7	13	—	33

SCORING DRIVES

TEAM	QTR	TIME	SCORING PLAY	CAR	KC
Panthers	1	06:07	C.McCaffrey 9 yd. pass from T.Bridgewater (J.Slye kick) (15-75, 8:53)	7	0
Chiefs	1	01:38	H.Butker 39 yd. Field Goal (12-54, 4:29)	7	3
Panthers	2	12:39	C.Samuel 14 yd. pass from T.Bridgewater (J.Slye kick) (9-74, 3:59)	14	3
Chiefs	2	11:01	H.Butker 55 yd. Field Goal (6-38, 1:38)	14	6
Chiefs	2	03:45	D.Robinson 1 yd. pass from P.Mahomes (H.Butker kick) (7-65, 3:44)	14	13
Panthers	2	00:46	J.Slye: 47-yard FG (9-50, 2:59)	17	13
Chiefs	3	04:42	C.Edwards-Helaire 4 yd. pass from P.Mahomes (H.Butker kick) (5-59, 2:17)	17	20
Chiefs	4	14:23	T.Hill 28 yd. pass from P.Mahomes (kick failed, hlu) (6-69, 1:56)	17	26
Panthers	4	10:26	T.Bridgewater 4 yd. run (J.Slye kick) (9-70, 4:01)	24	26
Chiefs	4	07:40	T.Hill 2 yd. pass from P.Mahomes (H.Butker kick) (7-39, 2:42)	24	33
Panthers	4	01:53	C.McCaffrey 1 yd. run (J.Slye kick) (11-75, 5:47)	31	33

KANSAS CITY CHIEFS			
OFFENSE		DEFENSE	
WR	10 T. Hill	LDE	92 T. Kpassagnon
WR	11 D. Robinson	LDT	91 D. Nnadi
LT	72 E. Fisher	RTD	95 C. Jones
LG	73 N. Allegretti	RDE	55 F. Clark
C	62 A. Reiter	LB	53 A. Hitchens
RG	77 A. Wylie	LB	54 D. Wilson
RT	75 M. Remmers	LCB	35 C. Ward
TE	87 T. Kelce	RCB	21 B. Breland
WR	17 M. Hardman	CB	32 T. Mathieu
QB	15 P. Mahomes	FS	22 J. Thornhill
RB	25 C. Edwards-Helaire	SS	49 D. Sorenson
CAROLINA PANTHERS			
OFFENSE		DEFENSE	
LT	74 G. Little	DE	53 B. Burns
LG	64 C. Reed	DT	93 B. Roy
C	61 M. Paradis	DT	95 D. Brown
RG	67 J. Miller	DE	91 S. Weatherly
RT	72 T. Motson	WILL	54 S. Thompson
TE	82 C. Manhart	MIKE	56 J. Carter Jr.
WR	11 R. Anderson	CB	26 D. Jackson
WR	12 D. Moore	CB	24 R. Douglas
WR	10 C. Samuel	DB	29 C. Elder
RB	22 C. McCaffrey	SS	42 S. Franklin
QB	5 T. Bridgewater	FS	33 T. Boston

CAROLINA PANTHERS

PASSING	ATT	CP	YDS	SK/YD	TD	LG	INT	RTG
Teddy Bridgewater	49	36	310	2/7	2	28	0	103.3
Joseph Charlton	1	1	28	0/0	0	28	0	118.8
TOTAL	50	37	338	2/7	2	28	0	105.3

RUSHING	ATT	YDS	AVG	LG	TD
Christian McCaffrey	18	69	3.8	13	1
Teddy Bridgewater	2	19	9.5	15	1
Curtis Samuel	3	13	4.3	7	0
Mike Davis	1	3	3.0	3	0
TOTAL	24	104	4.3	15	2

RECEIVING	NO	YDS	AVG	LG	TD
Christian McCaffrey	10	82	8.2	24	1
Curtis Samuel	9	105	11.7	28	1
Robby Anderson	9	63	7.0	22	0
Mike Davis	5	34	6.8	12	0
DJ Moore	2	18	9.0	11	0
Brandon Zylstra	1	28	28.0	28	0
Ian Thomas	1	8	8.0	8	0
TOTAL	37	338	9.1	28	2

TOP DEFENSE	TOT	SOLO	AST	SCK	YDS	INT
Sam Franklin	7	4	3	1.0	5.0	0
Shaq Thompson	7	6	1	0.0	0.0	0
Rasul Douglas	5	5	0	0.0	0.0	0

FIELD GOALS	FGM/FGA	PERCENT	RESULTS
Joey Slye	1-3	33.3	(47) 51LU, 67WR
TOTAL	1-3	33.3	

KANSAS CITY CHIEFS

PASSING	ATT	CP	YDS	SK/YD	TD	LG	INT	RTG
Patrick Mahomes	45	30	372	2/11	4	44	0	121.7
TOTAL	45	30	372	2/11	4	44	0	121.7

RUSHING	ATT	YDS	AVG	LG	TD
Clyde Edwards-Helaire	5	14	2.8	7	0
Le'Veon Bell	4	8	2.0	4	0
Tyreek Hill	1	8	8.0	8	0
Patrick Mahomes	1	6	6.0	6	0
TOTAL	11	36	3.3	8	0

RECEIVING	NO	YDS	AVG	LG	TD
Travis Kelce	10	159	15.9	44	0
Tyreek Hill	9	113	12.6	28t	2
Mecole Hardman	3	48	16.0	32	0
Demarcus Robinson	3	34	11.3	28	1
Clyde Edwards-Helaire	3	20	6.7	8	1
Darrel Williams	1	3	3.0	3	0
Le'Veon Bell	1	-5	-5.0	-5	0
TOTAL	30	372	12.4	44	4

TOP DEFENSE	TOT	SOLO	AST	SCK	YDS	INT
Daniel Sorenson	10	8	2	0.0	0.0	0
Bashaud Breeland	7	7	0	0.0	0.0	0
Anthony Hitchens	6	4	2	0.0	0.0	0

FIELD GOALS	FGM/FGA	PERCENT	RESULTS
Harrison Butker	2-3	66.7	(39, 55) 48WL
TOTAL	2-3	66.7	

TEAM STATISTICS

First Downs	30	24
3rd Down Eff. (Made/Att/Pct)	7/16/44%	6/11/55%
4th Down Eff. (Made/Att/Pct)	3/3/100%	0/0/0%
Total Net Yards	435	397
Total Plays	76	58
Yards Per Play	5.7	6.8
Rushes/Net Yards	24/104	11/36
Net Passing	331	361
Pass Attempts/Completions	50/37	45/30
Had Intercepted	0	0
Sacked/Yards Lost	2/7	2/11
Punts/Average	2/32.5	1/36.0
Penalties/Yards	12/82	8/75
Fumbles/Lost	1/0	1/1
Possession Time	38:01	21:59

PANTHERS

CHIEFS

GAME SUMMARIES



46

WEEK 10

Tampa Bay Buccaneers 46, Carolina Panthers 23  
5,815 Bank of America Stadium Nov 15, 2020



23

Tampa Bay Buccaneers	7	10	12	17	—	46
Carolina Panthers	14	3	0	6	—	23

SCORING DRIVES

TEAM	QTR	TIME	SCORING PLAY	TB	CAR
Panthers	1	08:19	C.Thompson 7 yd. pass from T.Bridgewater (J.Slye kick) (7-33, 4:00)	0	7
Buccaneers	1	03:37	C.Bräte 5 yd. pass from T.Brady (R.Succop kick) (10-75, 4:42)	7	7
Panthers	1	01:45	D.Moore 24 yd. pass from T.Bridgewater (J.Slye kick) (4-75, 1:52)	7	14
Buccaneers	2	09:59	R.Succop 23 yd. Field Goal (14-70, 6:46)	10	14
Panthers	2	03:56	J.Slye 46 yd. Field Goal (10-47, 6:03)	10	17
Buccaneers	2	00:27	M.Evans 3 yd. pass from T.Brady (R.Succop kick) (9-75, 3:29)	17	17
Buccaneers	3	10:58	R.Succop 24 yd. Field Goal (10-69, 4:02)	20	17
Buccaneers	3	07:39	R.Jones 98 yd. run (kick blocked) (1-98, 0:14)	26	17
Buccaneers	3	03:10	R.Succop 21 yd. Field Goal (9-35, 4:21)	29	17
Buccaneers	4	12:40	R.Succop 40 yd. Field Goal (8-13, 3:23)	32	17
Panthers	4	11:23	T.Bridgewater 3 yd. run (pass failed) (2-4, 1:17)	32	23
Buccaneers	4	06:18	T.Brady 1 yd. run (R.Succop kick) (9-75, 5:05)	39	23
Buccaneers	4	04:24	R.Gronkowski 7 yd. pass from T.Brady (R.Succop kick) (4-21, 0:28)	46	23

TAMPA BAY BUCCANEERS											
OFFENSE						DEFENSE					
WR	13	M. Evans	DL	56	R. Nunez-Roches	WR	14	C. Godwin	DL	93	N. Suh
G	65	A. Cappa	CB	24	C. Davis III	C	66	R. Jensen	CB	35	J. Dean
C	62	A. Shipley	CB	23	S. Murphy-Bunting	TE	84	C. Brate	S	31	A. Winfield Jr.
TE	87	R. Gronkowski	S	33	J. Whitehead	T	76	D. Smith	---	---	---
T	78	T. Wirfs	---	---	---	QB	12	T. Brady	---	---	---
QB	12	T. Brady	---	---	---	RB	27	R. Jones II	---	---	---
CAROLINA PANTHERS											
OFFENSE						DEFENSE					
LT	73	T. Scott	DE	53	B. Burns	LG	64	C. Reed	DT	93	B. Roy
LG	64	C. Reed	DT	93	B. Roy	C	61	M. Paradis	DE	95	D. Brown
C	61	M. Paradis	DE	97	Y. Gross-Matos	RG	67	J. Miller	DT	97	S. Thompson
RG	67	J. Miller	---	---	---	RT	72	T. Moton	---	---	---
TE	80	I. Thomas	---	---	---	TE	80	I. Thomas	---	---	---
WR	11	R. Anderson	---	---	---	WR	11	R. Anderson	---	---	---
WR	12	D. Moore	---	---	---	WR	10	C. Samuel	---	---	---
WR	10	C. Samuel	---	---	---	RB	28	M. Davis	---	---	---
RB	28	M. Davis	---	---	---	QB	5	T. Bridgewater	---	---	---
QB	5	T. Bridgewater	---	---	---	FS	33	T. Boston	---	---	---

TAMPA BAY BUCCANEERS

PASSING	ATT	CP	YDS	SK/YD	TD	LG	INT	RTG
Tom Brady	39	28	341	1/7	3	44	0	124.0
TOTAL	39	28	341	1/7	3	44	0	124.0

RUSHING	ATT	YDS	AVG	LG	TD
Ronald Jones II	23	192	8.3	98t	1
Leonard Fournette	8	19	2.4	14	0
Tom Brady	2	2	1.0	1t	1
Blaine Gabbert	3	0	0.0	0	0
Antonio Brown	1	-3	-3.0	-3	0
TOTAL	37	210	5.7	98T	2

RECEIVING	NO	YDS	AVG	LG	TD
Antonio Brown	7	69	9.9	25	0
Chris Godwin	6	92	15.3	31	0
Mike Evans	6	77	12.8	22	1
Cameron Brate	3	31	10.3	19	1
Rob Gronkowski	2	51	25.5	44	1
Leonard Fournette	2	11	5.5	8	0
Ronald Jones II	1	6	6.0	6	0
Scotty Miller	1	4	4.0	4	0
TOTAL	28	341	12.2	44	3

TOT DEFENSE	TOT	SOLO	AST	SCK	YDS	INT
Devin White	6	4	2	0.0	0.0	0
Lavonte David	6	5	1	0.0	0.0	0
Jordan Whitehead	4	2	2	0.0	0.0	0

FIELD GOALS	FGM/FGA	PERCENT	RESULTS
Ryan Succop	4-4	100.0	(23, 24, 21, 40)
TOTAL	4-4	100.0	

CAROLINA PANTHERS

PASSING	ATT	CP	YDS	SK/YD	TD	LG	INT	RTG
Teddy Bridgewater	24	18	136	1/5	2	38	1	98.6
PJ Walker	4	2	12	1/16	0	17	0	56.2
Joseph Charlton	0	0	0	1/5	0	0	0	0.0
TOTAL	28	20	148	3/26	2	38	1	92.6

RUSHING	ATT	YDS	AVG	LG	TD
Mike Davis	7	32	4.6	7	0
Teddy Bridgewater	3	16	5.3	8	1
Rodney Smith	3	13	4.3	10	0
Curtis Samuel	3	4	1.3	4	0
TOTAL	16	65	4.1	10	1

RECEIVING	NO	YDS	AVG	LG	TD
DJ Moore	4	96	24.0	38	1
Robby Anderson	4	21	5.3	9	0
Mike Davis	4	12	3.0	5	0
Curtis Samuel	3	8	2.7	6	0
Alex Armah	2	-5	-2.5	0	0
Colin Thompson	1	7	7.0	7t	1
Ian Thomas	1	7	7.0	7	0
Rodney Smith	1	2	2.0	2	0
TOTAL	20	148	7.4	38	2

TOT DEFENSE	TOT	SOLO	AST	SCK	YDS	INT
Corn Elder	8	5	3	0.0	0.0	0
Shaq Thompson	7	5	2	0.0	0.0	0
Troy Pride Jr.	7	5	2	0.0	0.0	0

FIELD GOALS	FGM/FGA	PERCENT	RESULTS
Joey Slye	1-1	100.0	(46)
TOTAL	1-1	100.0	

TEAM STATISTICS      BUCCANEERS      PANTHERS

First Downs	30	13
3rd Down Eff. (Made/Att/Pct)	10/16/63%	1/9/11%
4th Down Eff. (Made/Att/Pct)	1/1/100%	1/3/33%
Total Net Yards	544	187
Total Plays	77	47
Yards Per Play	7.1	4.0
Rushes/Net Yards	37/210	16/65
Net Passing	334	122
Pass Attempts/Completions	39/28	28/20
Had Intercepted	0	1
Sacked/Yards Lost	1/7	3/26
Punts/Average	0/0.0	4/54.3
Penalties/Yards	3/30	5/40
Fumbles/Lost	1/1	0/0
Possession Time	36:05	23:55

GAME SUMMARIES



WEEK 11

Detroit Lions 0, Carolina Panthers 20

5,546 Bank of America Stadium Nov 22, 2020



Detroit Lions	0	0	0	0	—	0
Carolina Panthers	7	0	10	3	—	20

SCORING DRIVES

TEAM	QTR	TIME	SCORING PLAY	DET	CAR
Panthers	1	02:21	M.Davis 1 yd. run (J.Slye kick) (10-95, 6:03)	0	7
Panthers	3	10:58	C.Samuel 17 yd. pass from P.Walker (J.Slye kick) (6-66, 3:09)	0	14
Panthers	3	01:59	J.Slye 56 yd. Field Goal (9-37, 5:33)	0	17
Panthers	4	04:57	J.Slye 37 yd. Field Goal (5-3, 1:20)	0	20

DETROIT LIONS					
OFFENSE			DEFENSE		
WR	17	M. Hall	DT	71	D. Shelton
WR	11	M. Jones Jr.	DT	97	N. Williams
LT	68	T. Decker	DT	91	J. Penisini
LG	73	J. Jackson	LB	58	J. Collins Sr.
C	77	F. Ragnow	LB	51	J. Tavaí
RG	72	H. Vaitai	LB	52	C. Jones
RT	65	T. Crosby	CB	23	D. Trutant
TE	88	T. Hockenson	CB	24	A. Oruwariye
TE	83	J. James	S	26	D. Harmon
QB	9	M. Stafford	S	42	J. Kearse
RB	28	A. Peterson	S	25	W. Harris
CAROLINA PANTHERS					
OFFENSE			DEFENSE		
LT	73	T. Scott	DE	53	B. Burns
LG	64	C. Reed	DT	93	B. Roy
C	61	M. Paradis	DT	95	D. Brown
RG	65	D. Daley	DE	97	Y. Gross-Matos
RT	72	T. Moton	WILL	54	S. Thompson
TE	82	C. Manhertz	MIKE	56	J. Carter Jr.
TE	80	I. Thomas	SAM	21	J. Chinn
WR	11	R. Anderson	CB	25	T. Pride Jr.
WR	12	D. Moore	CB	24	R. Douglas
RB	28	M. Davis	SS	31	J. Burris
QB	6	P. Walker	FS	33	T. Boston

DETROIT LIONS

PASSING	ATT	CP	YDS	SK/YD	TD	LG	INT	RTG
Matthew Stafford	33	18	178	5/33	0	35	0	70.0
TOTAL	33	18	178	5/33	0	35	0	70.0

RUSHING	ATT	YDS	AVG	LG	TD
Adrian Peterson	7	18	2.6	4	0
Kerryon Johnson	6	17	2.8	8	0
Matthew Stafford	4	5	1.3	6	0
TOTAL	17	40	2.4	8	0

RECEIVING	NO	YDS	AVG	LG	TD
T.J. Hockenson	4	68	17.0	35	0
Marvin Jones Jr.	4	51	12.8	21	0
Marvin Hall	3	16	5.3	6	0
Jamal Agnew	3	10	3.3	5	0
Kerryon Johnson	2	21	10.5	14	0
Quintez Cephus	1	9	9.0	9	0
Jesse James	1	3	3.0	3	0
TOTAL	18	178	9.9	35	0

TOP DEFENSE	TOT	SOLO	AST	SCK	YDS	INT
Jamie Collins Sr.	9	4	5	0.0	0.0	0
Jeff Okudah	7	5	2	0.0	0.0	0
Jarrad Davis	6	4	2	0.0	0.0	0

FIELD GOALS	FGM/FGA	PERCENT	RESULTS
Matt Prater	0-1	0.0	51WL
TOTAL	0-1	0.0	

CAROLINA PANTHERS

PASSING	ATT	CP	YDS	SK/YD	TD	LG	INT	RTG
PJ Walker	34	24	258	1/0	1	52	2	77.8
DJ Moore	1	0	0	0/0	0	0	0	39.6
TOTAL	35	24	258	1/0	1	52	2	75.7

RUSHING	ATT	YDS	AVG	LG	TD
Mike Davis	19	64	3.4	9	1
Rodney Smith	8	29	3.6	9	0
DJ Moore	1	21	21.0	21	0
Curtis Samuel	1	4	4.0	4	0
PJ Walker	5	-2	-0.4	2	0
TOTAL	34	116	3.4	21	1

RECEIVING	NO	YDS	AVG	LG	TD
Curtis Samuel	8	70	8.8	171	1
DJ Moore	7	127	18.1	52	0
Robby Anderson	7	46	6.6	18	0
Mike Davis	2	15	7.5	8	0
TOTAL	24	258	10.8	52	1

TOP DEFENSE	TOT	SOLO	AST	SCK	YDS	INT
Tre Boston	8	6	2	0.0	0.0	0
Justin Burris	6	5	1	0.0	0.0	0
Brian Burns	5	2	3	2.0	14.0	0

FIELD GOALS	FGM/FGA	PERCENT	RESULTS
Joey Slye	2-2	100.0	(56, 37)
TOTAL	2-2	100.0	

TEAM STATISTICS

	LIONS	PANTHERS
First Downs	10	20
3rd Down Eff. (Made/Att/Pct)	3/14/21%	5/15/33%
4th Down Eff. (Made/Att/Pct)	1/3/33%	0/0/0%
Total Net Yards	185	374
Total Plays	55	70
Yards Per Play	3.4	5.3
Rushes/Net Yards	17/40	34/116
Net Passing	145	258
Pass Attempts/Completions	33/18	35/24
Had Intercepted	0	2
Sacked/Yards Lost	5/33	1/0
Punts/Average	6/42.2	4/47.3
Penalties/Yards	4/20	7/45
Fumbles/Lost	1/1	2/0
Possession Time	23:12	36:48

GAME SUMMARIES



27

WEEK 12

Carolina Panthers 27, Minnesota Vikings 28  
0 U.S. Bank Stadium Nov 29, 2020



28

Carolina Panthers	0	7	14	6	—	27
Minnesota Vikings	7	3	0	18	—	28

SCORING DRIVES

TEAM	QTR	TIME	SCORING PLAY	CAR	MIN
Vikings	1	05:34	J.Jefferson 12 yd. pass from K.Cousins (D.Bailey kick) (13-68, 7:38)	0	7
Panthers	2	01:52	R.Anderson 41 yd. pass from T.Bridgewater (J.Slye kick) (11-81, 5:33)	7	7
Vikings	2	00:05	D.Bailey 53 yd. Field Goal (11-41, 1:52)	7	10
Panthers	3	14:01	J.Chinn 17 yd. fumble return (J.Slye kick)	14	10
Panthers	3	13:51	J.Chinn 28 yd. fumble return (J.Slye kick)	21	10
Vikings	4	14:47	D.Bailey 25 yd. Field Goal (12-72, 5:34)	21	13
Panthers	4	11:31	J.Slye 40 yd. Field Goal (9-53, 3:16)	24	13
Vikings	4	05:31	J.Jefferson 10 yd. pass from K.Cousins (K.Cousins-O.Johnson pass) (11-75, 6:00)	24	21
Panthers	4	01:51	J.Slye 21 yd. Field Goal (4-6, 0:19)	27	21
Vikings	4	00:46	C.Beebe 10 yd. pass from K.Cousins (D.Bailey kick) (7-75, 1:05)	27	27

MINNESOTA VIKINGS									
OFFENSE					DEFENSE				
C	61	B. Jones	DT	94	J. Johnson				
C	56	G. Bradbury	DT	93	S. Stephen				
TE	82	K. Rudolph	DE	90	J. Holmes				
WR	18	J. Jefferson	DE	95	I. Odenigbo				
QB	8	K. Cousins	CB	26	C. Jones				
RB	33	D. Cook	CB	27	C. Dantzler				
FB	30	C. Ham	S	41	A. Harris				
---	---	---	S	22	H. Smith				
CAROLINA PANTHERS									
OFFENSE					DEFENSE				
LT	76	R. Okung	DE	53	B. Burns				
LG	64	C. Reed	DT	93	B. Roy				
C	61	M. Paradis	DT	95	D. Brown				
RG	67	J. Miller	DE	97	Y. Gross-Matos				
RT	72	T. Moton	WILL	54	S. Thompson				
TE	82	C. Manhertz	MIKE	56	J. Carter Jr.				
TE	86	C. Thompson	SAM	21	J. Chinn				
WR	11	R. Anderson	CB	25	T. Pride Jr.				
WR	12	D. Moore	CB	24	R. Douglas				
RB	28	M. Davis	SS	31	J. Burris				
QB	5	T. Bridgewater	FS	33	T. Boston				

CAROLINA PANTHERS

PASSING	ATT	CP	YDS	SK/YD	TD	LG	INT	RTG
Teddy Bridgewater	36	19	267	0/0	1	41	1	74.7
TOTAL	36	19	267	0/0	1	41	1	74.7

RUSHING	ATT	YDS	AVG	LG	TD
Mike Davis	15	55	3.7	10	0
Rodney Smith	7	18	2.6	13	0
Trenton Cannon	3	17	5.7	13	0
Teddy Bridgewater	2	12	6.0	8	0
Curtis Samuel	1	5	5.0	5	0
TOTAL	28	107	3.8	13	0

RECEIVING	NO	YDS	AVG	LG	TD
Curtis Samuel	5	72	14.4	35	0
Robby Anderson	4	94	23.5	41t	1
DJ Moore	4	61	15.3	25	0
Mike Davis	3	24	8.0	10	0
Chris Manhertz	1	11	11.0	11	0
Ian Thomas	1	4	4.0	4	0
Trenton Cannon	1	1	1.0	1	0
TOTAL	19	267	14.1	41T	1

TOP DEFENSE	TOT	SOLO	AST	SCK	YDS	INT
Jeremy Chinn	13	7	6	0.0	0.0	0
Jermaine Carter Jr.	8	4	4	0.0	0.0	0
Zach Kerr	8	3	5	1.0	10.0	0

FIELD GOALS	FGM/FGA	PERCENT	RESULTS
Joey Slye	2-4	50.0	28B (40, 21) 54WL
TOTAL	2-4	50.0	

MINNESOTA VIKINGS

PASSING	ATT	CP	YDS	SK/YD	TD	LG	INT	RTG
Kirk Cousins	45	34	307	2/16	3	25	0	115.7
TOTAL	45	34	307	2/16	3	25	0	115.7

RUSHING	ATT	YDS	AVG	LG	TD
Dalvin Cook	18	61	3.4	14	0
Kirk Cousins	3	19	6.3	11	0
C.J. Ham	1	10	10.0	10	0
Alexander Mattison	2	6	3.0	4	0
TOTAL	24	96	4.0	14	0

RECEIVING	NO	YDS	AVG	LG	TD
Bisi Johnson	7	74	10.6	17	0
Justin Jefferson	7	70	10.0	18	2
Kyle Rudolph	7	68	9.7	25	0
Chad Beebe	7	63	9.0	16	1
Dalvin Cook	4	21	5.3	12	0
Brandon Dillon	1	6	6.0	6	0
Tyler Conklin	1	5	5.0	5	0
TOTAL	34	307	9.0	25	3

TOP DEFENSE	TOT	SOLO	AST	SCK	YDS	INT
Eric Kendricks	12	6	6	0.0	0.0	1
Anthony Harris	11	2	9	0.0	0.0	0
Eric Wilson	9	4	5	0.0	0.0	0

FIELD GOALS	FGM/FGA	PERCENT	RESULTS
Dan Bailey	2-2	100.0	(53, 25)
TOTAL	2-2	100.0	

TEAM STATISTICS

First Downs	21	26
3rd Down Eff. (Made/Att/Pct)	6/14/43%	6/13/46%
4th Down Eff. (Made/Att/Pct)	1/1/100%	1/1/100%
Total Net Yards	374	387
Total Plays	64	71
Yards Per Play	5.8	5.5
Rushes/Net Yards	28/107	24/96
Net Passing	267	291
Pass Attempts/Completions	36/19	45/34
Had Intercepted	1	0
Sacked/Yards Lost	0/0	2/16
Punts/Average	3/38.7	3/51.0
Penalties/Yards	7/58	8/52
Fumbles/Lost	0/0	3/3
Possession Time	28:47	31:13

PANTHERS VIKINGS

GAME SUMMARIES



32

WEEK 14

Denver Broncos 32, Carolina Panthers 27

5,768 Bank of America Stadium Dec 13, 2020



27

Denver Broncos	6	7	12	7	—	32
Carolina Panthers	0	7	3	17	—	27

SCORING DRIVES

TEAM	QTR	TIME	SCORING PLAY	DEN	CAR
Broncos	1	10:18	D.Spencer 83 yd. punt return (kick failed, hlu)	6	0
Panthers	2	06:15	M.Davis 3 yd. run (J.Slye kick) (2-3, 0:07)	6	7
Broncos	2	01:33	N.Vannett 2 yd. pass from D.Lock (B.McManus kick) (12-75, 4:42)	13	7
Broncos	3	11:04	K.Hamler 37 yd. pass from D.Lock (kick failed, wl) (4-63, 2:07)	19	7
Panthers	3	06:53	J.Slye 35 yd. Field Goal (11-58, 4:11)	19	10
Broncos	3	03:35	T.Patrick 2 yd. pass from D.Lock (pass failed) (7-75, 3:18)	25	10
Panthers	4	13:31	T.Bridgewater 7 yd. run (J.Slye kick) (9-75, 5:04)	25	17
Panthers	4	05:12	J.Slye 26 yd. Field Goal (10-74, 5:03)	25	20
Broncos	4	03:54	K.Hamler 49 yd. pass from D.Lock (B.McManus kick) (3-75, 1:18)	32	20
Panthers	4	03:26	M.Davis 10 yd. run (J.Slye kick) (4-75, 0:28)	32	27

DENVER BRONCOS			
OFFENSE		DEFENSE	
WR 10	J. Jeudy	DE 96	S. Harris
WR 81	T. Patrick	OLB 55	B. Chubb
G 52	N. Manti	OLB 59	M. Reed
G 66	D. Risner	ILB 47	J. Jewell
G 68	E. Wilkinson	ILB 45	A. Johnson
C 79	L. Cushmanberry III	CB 20	D. Dawson Jr.
TE 87	N. Fant	CB 23	M. Ojemudia
TE 88	N. Vannett	S 22	K. Jackson
T 76	C. Anderson	S 31	J. Simmons
QB 3	D. Lock	--	--
RB 25	M. Gordon III	--	--
CAROLINA PANTHERS			
OFFENSE		DEFENSE	
LT 76	R. Okung	DE 53	B. Burns
LG 64	C. Reed	DT 93	B. Roy
C 61	M. Paradis	DT 94	E. Obada
RG 67	J. Miller	DE 97	J. Gross-Matos
RT 72	T. Moton	WILL 56	J. Carter Jr.
TE 82	C. Manhart	MIKE 52	T. Whitehead
WR 11	R. Anderson	SAM 21	J. Chinn
WR 14	P. Cooper	CB 26	D. Jackson
WR 16	B. Zylstra	CB 25	T. Pride Jr.
RB 28	M. Davis	SS 31	J. Burris
QB 5	T. Bridgewater	FS 33	T. Boston

DENVER BRONCOS

PASSING	ATT	CP	YDS	SK/YD	TD	LG	INT	RTG
Drew Lock	27	21	280	1/11	4	49	0	149.5
TOTAL	27	21	280	1/11	4	49	0	149.5

RUSHING	ATT	YDS	AVG	LG	TD
Melvin Gordon III	13	68	5.2	15	0
Phillip Lindsay	11	24	2.2	9	0
Drew Lock	6	4	0.7	6	0
TOTAL	30	96	3.2	15	0

RECEIVING	NO	YDS	AVG	LG	TD
Troy Fumagalli	4	53	13.3	29	0
Nick Vannett	4	20	5.0	8	1
Tim Patrick	3	36	12.0	32	1
Melvin Gordon III	3	23	7.7	20	0
KJ Hamler	2	86	43.0	49t	2
Jerry Jeudy	2	42	21.0	31	0
Phillip Lindsay	2	7	3.5	4	0
DaeSean Hamilton	1	13	13.0	13	0
TOTAL	21	280	13.3	49T	4

TOP DEFENSE	TOT	SOLO	AST	SCK	YDS	INT
Justin Simmons	7	7	0	0.0	0.0	0
Kareem Jackson	7	7	0	0.0	0.0	0
Josey Jewell	6	3	3	0.0	0.0	0

FIELD GOALS	FGM/FGA	PERCENT	RESULTS
No Field Goals			

CAROLINA PANTHERS

PASSING	ATT	CP	YDS	SK/YD	TD	LG	INT	RTG
Teddy Bridgewater	40	30	283	4/38	0	32	0	94.1
TOTAL	40	30	283	4/38	0	32	0	94.1

RUSHING	ATT	YDS	AVG	LG	TD
Mike Davis	11	51	4.6	10t	2
Teddy Bridgewater	3	31	10.3	14	1
Curtis Samuel	2	22	11.0	12	0
Robby Anderson	2	13	6.5	11	0
Rodney Smith	2	10	5.0	6	0
Trenton Cannon	1	-2	-2.0	-2	0
TOTAL	21	125	6.0	14	3

RECEIVING	NO	YDS	AVG	LG	TD
Robby Anderson	8	84	10.5	23	0
Curtis Samuel	7	68	9.7	19	0
Mike Davis	5	42	8.4	20	0
Pharoh Cooper	3	52	17.3	32	0
Ian Thomas	3	20	6.7	8	0
Rodney Smith	2	14	7.0	9	0
Brandon Zylstra	1	3	3.0	3	0
Alex Armah	1	0	0.0	0	0
TOTAL	30	283	9.4	32	0

TOP DEFENSE	TOT	SOLO	AST	SCK	YDS	INT
Jeremy Chinn	8	7	1	1.0	11.0	0
Justin Burris	7	6	1	0.0	0.0	0
Brian Burns	6	3	3	0.0	0.0	0

FIELD GOALS	FGM/FGA	PERCENT	RESULTS
Joey Slye	2-2	100.0	(35, 26)
TOTAL	2-2	100.0	

TEAM STATISTICS

	BRONCOS	PANTHERS
First Downs	23	22
3rd Down Eff. (Made/Att/Pct)	3/8/38%	6/14/43%
4th Down Eff. (Made/Att/Pct)	0/0/0%	0/1/0%
Total Net Yards	365	370
Total Plays	58	65
Yards Per Play	6.3	5.7
Rushes/Net Yards	30/96	21/125
Net Passing	269	245
Pass Attempts/Completions	27/21	40/30
Had Intercepted	0	0
Sacked/Yards Lost	1/11	4/38
Punts/Average	4/44.3	4/43.5
Penalties/Yards	2/18	7/48
Fumbles/Lost	2/1	0/0
Possession Time	29:32	30:28

GAME SUMMARIES



16

Carolina Panthers	3	0	7	6	—	16
Green Bay Packers	7	14	0	3	—	24



24

WEEK 15  
Carolina Panthers 16, Green Bay Packers 24  
0 Lambeau Field Dec 19, 2020

SCORING DRIVES

TEAM	QTR	TIME	SCORING PLAY	CAR	GB
Packers	1	09:54	R.Tonyan 1 yd. pass from A.Rodgers (M.Crosby kick) (7-81, 3:43)	0	7
Panthers	1	05:57	J.Slye 36 yd. Field Goal (8-57, 3:57)	3	7
Packers	2	14:09	A.Rodgers 6 yd. run (M.Crosby kick) (13-75, 6:48)	3	14
Packers	2	03:58	A.Jones 8 yd. run (M.Crosby kick) (7-47, 3:31)	3	21
Panthers	3	05:15	T.Bridgewater 13 yd. run (J.Slye kick) (7-51, 3:53)	10	21
Panthers	4	08:39	J.Slye 22 yd. Field Goal (16-76, 8:44)	13	21
Packers	4	03:39	M.Crosby 51 yd. Field Goal (10-42, 5:00)	13	24
Panthers	4	02:04	J.Slye 33 yd. Field Goal (6-61, 1:35)	16	24

GREEN BAY PACKERS	
OFFENSE	DEFENSE
WR 17 D. Adams	DE 94 D. Lowry
TE 89 M. Lewis	NT 97 K. Clark
LT 69 D. Bakhtiari	OLB 52 R. Gary
LG 62 L. Patrick	ILB 58 C. Kirksey
C 74 E. Jenkins	ILB 51 K. Barnes
RG 77 B. Turner	OLB 55 Z. Smith
RT 71 R. Wagner	CB 23 J. Alexander
WR 83 M. Valdes-Scantling	CB 20 K. King
WR 13 A. Lazard	CB 39 C. Sullivan
QB 12 A. Rodgers	S 31 A. Amos
RB 33 A. Jones	S 26 D. Savage
CAROLINA PANTHERS	
OFFENSE	DEFENSE
LT 73 T. Scott	DE 53 B. Burns
LG 64 C. Reed	DT 93 B. Roy
C 61 M. Paradis	DT 95 D. Brown
RG 67 J. Miller	DE 97 Y. Gross-Matos
RT 72 T. Moton	WILL 54 S. Thompson
TE 82 C. Manhertz	MIKE 56 J. Carter Jr.
TE 86 C. Thompson	SAM 21 J. Chinn
WR 11 R. Anderson	CB 26 A. Jackson
WR 16 B. Zylstra	CB 25 T. Pride Jr.
RB 28 M. Davis	SS 31 J. Burris
QB 5 T. Bridgewater	FS 33 T. Boston

CAROLINA PANTHERS

PASSING	ATT	CP	YDS	SK/YD	TD	LG	INT	RTG
Teddy Bridgewater	35	21	258	3/9	0	40	0	82.8
TOTAL	35	21	258	3/9	0	40	0	82.8

RUSHING	ATT	YDS	AVG	LG	TD
Mike Davis	14	59	4.2	12	0
Teddy Bridgewater	4	26	6.5	13t	1
Rodney Smith	4	23	5.8	12	0
Curtis Samuel	2	6	3.0	5	0
Brandon Zylstra	1	1	1.0	1	0
DJ Moore	1	1	1.0	1	0
Robby Anderson	1	-1	-1.0	-1	0
TOTAL	27	115	4.3	13t	1

RECEIVING	NO	YDS	AVG	LG	TD
DJ Moore	6	131	21.8	40	0
Curtis Samuel	4	42	10.5	16	0
Ian Thomas	3	29	9.7	15	0
Rodney Smith	3	24	8.0	11	0
Robby Anderson	2	21	10.5	15	0
Mike Davis	2	2	1.0	8	0
Alex Armah	1	9	9.0	9	0
TOTAL	21	258	12.3	40	0

TOP DEFENSE	TOT	SOLO	AST	SCK	YDS	INT
Jeremy Chinn	7	5	2	0.0	0.0	0
Rasul Douglas	7	6	1	0.0	0.0	0
Jermaine Carter Jr.	6	2	4	0.0	0.0	0

FIELD GOALS	FGM/FGA	PERCENT	RESULTS
Joey Slye	3-3	100.0	(36, 22, 33)
TOTAL	3-3	100.0	

GREEN BAY PACKERS

PASSING	ATT	CP	YDS	SK/YD	TD	LG	INT	RTG
Aaron Rodgers	29	20	143	5/47	1	22	0	91.6
TOTAL	29	20	143	5/47	1	22	0	91.6

RUSHING	ATT	YDS	AVG	LG	TD
Aaron Jones	20	145	7.3	46	1
Aaron Rodgers	5	26	5.2	10	1
AJ Dillon	1	18	18.0	18	0
Jamaal Williams	1	6	6.0	6	0
TOTAL	27	195	7.2	46	2

RECEIVING	NO	YDS	AVG	LG	TD
Davante Adams	7	42	6.0	14	0
Allen Lazard	5	56	11.2	22	0
Robert Tonyan	3	18	6.0	10	1
Aaron Jones	3	13	4.3	9	0
Jamaal Williams	2	14	7.0	12	0
TOTAL	20	143	7.2	22	1

TOP DEFENSE	TOT	SOLO	AST	SCK	YDS	INT
Christian Kirksey	9	5	4	0.0	0.0	0
Adrian Amos	7	6	1	1.0	0.0	0
Darnell Savage	6	6	0	0.0	0.0	0

FIELD GOALS	FGM/FGA	PERCENT	RESULTS
Mason Crosby	1-1	100.0	(51)
TOTAL	1-1	100.0	

TEAM STATISTICS

	PANTHERS	PACKERS
First Downs	20	20
3rd Down Eff. (Made/Att/Pct)	4/12/33%	5/12/42%
4th Down Eff. (Made/Att/Pct)	1/2/50%	0/0/0%
Total Net Yards	364	291
Total Plays	65	61
Yards Per Play	5.6	4.8
Rushes/Net Yards	27/115	27/195
Net Passing	249	96
Pass Attempts/Completions	35/21	29/20
Had Intercepted	0	0
Sacked/Yards Lost	3/9	5/47
Punts/Average	4/45.8	6/45.8
Penalties/Yards	7/66	5/50
Fumbles/Lost	2/1	0/0
Possession Time	30:51	29:09



GAME SUMMARIES



20

WEEK 16

Carolina Panthers 20, Washington 13

0 FedExField Dec 27, 2020



13

Carolina Panthers	6	14	0	0	—	20
Washington	0	3	3	7	—	13

SCORING DRIVES

TEAM	QTR	TIME	SCORING PLAY	CAR	WAS
Panthers	1	01:42	B.Zylstra fumble recovery in end zone (kick failed, wr)	6	0
Panthers	2	08:37	M.Davis 1 yd. run (J.Slye kick) (10-80, 6:14)	13	0
Panthers	2	03:06	R.Anderson 14 yd. pass from T.Bridgewater (J.Slye kick) (6-55, 3:34)	20	0
Washington	2	01:20	D.Hopkins 48 yd. Field Goal (9-45, 1:46)	20	3
Washington	3	04:01	D.Hopkins 26 yd. Field Goal (7-66, 2:56)	20	6
Washington	4	01:50	J.McKissic 29 yd. pass from T.Heinicke (D.Hopkins kick) (8-91, 1:19)	20	13

WASHINGTON			
OFFENSE		DEFENSE	
WR	89 C. Sims	LB	47 K. Hudson
G	75 B. Scherff	LB	53 J. Bostic
G	71 W. Schweitzer	LB	55 C. Holcomb
C	73 C. Roullier	CB	23 R. Darby
TE	82 L. Thomas	CB	29 K. Fuller
TE	87 J. Sprinkle	S	31 K. Curl
T	78 C. Lucas	S	39 J. Reaves
T	76 M. Moses	--	--
QB	7 D. Haskins Jr.	--	--
RB	41 J. McKissic	--	--
RB	24 A. Gibson	--	--
CAROLINA PANTHERS			
OFFENSE		DEFENSE	
LT	73 T. Scott	DE	97 Y. Gross-Matos
LG	64 C. Reed	DT	93 B. Roy
C	61 M. Paradis	DT	95 D. Brown
RG	67 J. Miller	WILL	54 S. Thompson
RT	72 T. Moton	MIKE	56 J. Carter Jr.
TE	82 C. Manhertz	SAM	57 A. Taylor
TE	86 C. Thompson	CB	26 D. Jackson
WR	11 R. Anderson	CB	24 R. Douglas
WR	12 D. Moore	DB	21 J. Chinn
RB	28 M. Davis	SS	31 J. Burris
QB	5 T. Bridgewater	FS	33 T. Boston

CAROLINA PANTHERS

PASSING	ATT	CP	YDS	SK/YD	TD	LG	INT	RTG
Teddy Bridgewater	28	19	197	4/30	1	44	1	85.0
TOTAL	28	19	197	4/30	1	44	1	85.0

RUSHING	ATT	YDS	AVG	LG	TD
Curtis Samuel	7	52	7.4	45	0
Mike Davis	14	28	2.0	7	1
Rodney Smith	7	23	3.3	7	0
Teddy Bridgewater	6	7	1.2	7	0
Alex Armah	1	3	3.0	3	0
TOTAL	35	113	3.2	45	1

RECEIVING	NO	YDS	AVG	LG	TD
Robby Anderson	7	39	5.6	14t	1
Curtis Samuel	5	106	21.2	44	0
DJ Moore	5	37	7.4	14	0
Rodney Smith	2	15	7.5	12	0
TOTAL	19	197	10.4	44	1

TOP DEFENSE	TOT	SOLO	AST	SCK	YDS	INT
Shaq Thompson	9	6	3	0.0	0.0	0
Jeremy Chinn	8	6	2	0.0	0.0	0
Tre Boston	7	6	1	0.0	0.0	1

FIELD GOALS	FGM/FGA	PERCENT	RESULTS
No Field Goals			

WASHINGTON

PASSING	ATT	CP	YDS	SK/YD	TD	LG	INT	RTG
Dwayne Haskins Jr.	28	14	154	2/6	0	50	2	36.9
Taylor Heinicke	19	12	137	1/7	1	29	0	102.3
TOTAL	47	26	291	3/13	1	50	2	63.3

RUSHING	ATT	YDS	AVG	LG	TD
Antonio Gibson	10	61	6.1	22	0
Taylor Heinicke	3	22	7.3	12	0
J.D. McKissic	4	15	3.8	9	0
Peyton Barber	1	10	10.0	10	0
Logan Thomas	1	0	0.0	0	0
TOTAL	19	108	5.7	22	0

RECEIVING	NO	YDS	AVG	LG	TD
J.D. McKissic	8	77	9.6	29t	1
Logan Thomas	7	63	9.0	19	0
Steven Sims Sr.	4	52	13.0	23	0
Cam Sims	3	63	21.0	50	0
Antonio Gibson	3	8	2.7	7	0
Robert Foster	1	28	28.0	28	0
TOTAL	26	291	11.2	50	1

TOP DEFENSE	TOT	SOLO	AST	SCK	YDS	INT
Cole Holcomb	11	6	5	1.0	7.0	0
Kamren Curl	9	6	3	0.0	0.0	1
Jon Bostic	8	4	4	0.0	0.0	0

FIELD GOALS	FGM/FGA	PERCENT	RESULTS
Dustin Hopkins	2-2	100.0	(48, 26)
TOTAL	2-2	100.0	

TEAM STATISTICS

First Downs	19	20
3rd Down Eff. (Made/Att/Pct)	6/15/40%	7/15/47%
4th Down Eff. (Made/Att/Pct)	2/3/67%	1/3/33%
Total Net Yards	280	386
Total Plays	67	69
Yards Per Play	4.2	5.6
Rushes/Net Yards	35/113	19/108
Net Passing	167	278
Pass Attempts/Completions	28/19	47/26
Had Intercepted	1	2
Sacked/Yards Lost	4/30	3/13
Punts/Average	5/47.0	3/51.3
Penalties/Yards	3/35	5/26
Fumbles/Lost	2/1	2/2
Possession Time	35:36	24:24

PANTHERS WASHINGTON

***ALL-TIME  
STATISTICAL LEADERS***



# ALL-TIME CAREER SCORERS

	SCORING	YEARS	TD	TDr	TDp	TDrt	FG - ATT	PAT - ATT	2pt	S	PTS
1	Kasay, John	1995-2010	0	0	0	0	351 - 424	429 - 438	0	0	1482
2	Gano, Graham	2012-2019	0	0	0	0	165 - 193	247 - 260	0	0	742
3	Smith, Steve	2001-2013	75	2	67	6	0 - 0	0 - 0	2	0	454
4	Newton, Cam	2011-2019	58	58	0	0	0 - 0	0 - 0	2	0	352
5	Stewart, Jonathan	2008-2017	58	51	7	0	0 - 0	0 - 0	0	0	348
6	Williams, DeAngelo	2006-2014	53	46	7	0	0 - 0	0 - 0	2	0	322
7	Muhammad, Muhs.	1996-04; 08-09	50	0	50	0	0 - 0	0 - 0	2	0	304
8	McCaffrey, Christian	2017-2020	45	29	16	0	0 - 0	0 - 0	1	0	272
9	Walls, Wesley	1996-2002	44	0	44	0	0 - 0	0 - 0	0	0	264
10	Slye, Joey	2019-2020	0	0	0	0	54 - 66	63 - 70	0	0	225
11	Funchess, Devin	2015-2018	21	0	21	0	0 - 0	0 - 0	1	0	128
12	Funchess, Devin	2015-2018	21	0	21	0	0 - 0	0 - 0	1	0	128
13	Davis, Stephen	2003-2005	20	20	0	0	0 - 0	0 - 0	0	0	120
14	Ginn Jr., Ted	2013, 15-16	19	0	19	0	0 - 0	0 - 0	0	0	114
14	Samuel, Curtis	2017-2020	19	5	14	0	0 - 0	0 - 0	0	0	114
14	Tolbert, Mike	2012-2016	19	13	6	0	0 - 0	0 - 0	0	0	114
17	Mare, Olindo	2011	0	0	0	0	22 - 28	44 - 45	0	0	110
18	Benjamin, Kelvin	2014-2017	18	0	18	0	0 - 0	0 - 0	0	0	108
19	Biakabutuka, Tshi.	1996-2001	17	14	3	0	0 - 0	0 - 0	0	0	102
20	Nedney, Joe	2000	0	0	0	0	26 - 28	20 - 20	0	0	98
21	Foster, DeShaun	2002-2007	14	10	4	0	0 - 0	0 - 0	0	0	84
22	Carrier, Mark	1995-1998	13	0	13	0	0 - 0	0 - 0	0	0	78
22	LaFell, Brandon	2010-2013	13	0	13	0	0 - 0	0 - 0	0	0	78
22	Lane, Fred	1997-1999	13	13	0	0	0 - 0	0 - 0	0	0	78
25	Jeffers, Patrick	1999-2001	12	0	12	0	0 - 0	0 - 0	0	0	72
26	Ismail, Raghib	1996-1998	11	1	10	0	0 - 0	0 - 0	0	0	66
27	Graham, Shayne	2002	0	0	0	0	13 - 18	21 - 21	0	0	60
27	Moore, DJ	2018-2020	10	0	10	0	0 - 0	0 - 0	0	0	60
29	Goings, Nick	2001-2008	9	6	3	0	0 - 0	0 - 0	1	0	56
29	Johnson, Anthony	1995-1999	9	7	2	0	0 - 0	0 - 0	1	0	56
31	Floyd, William	1998-2000	9	7	2	0	0 - 0	0 - 0	0	0	54
31	Green, Willie	1995-1996	9	0	9	0	0 - 0	0 - 0	0	0	54
31	Hoover, Brad	2000-2009	9	3	6	0	0 - 0	0 - 0	0	0	54
31	King, Jeff	2006-2010	9	0	9	0	0 - 0	0 - 0	0	0	54
31	Mangum, Kris	1997-2006	9	0	9	0	0 - 0	0 - 0	0	0	54
36	Brown, Corey	2014-2016	8	0	7	1	0 - 0	0 - 0	0	0	48
36	Carter, Drew	2004-2007	8	0	8	0	0 - 0	0 - 0	0	0	48

# ALL-TIME CAREER SCORERS

SCORING			YEARS				TD	TDr	TDp	TDrt	FG - ATT				PAT - ATT				2pt	S	PTS
36	Davis, Mike	2019-2020	8	7	1	0					0	-	0	0	-	0	0	0	0	48	
36	Proehl, Ricky	2003-2005	8	0	8	0					0	-	0	0	-	0	0	0	0	48	
39	Cunningham, Richie	1999-2000	0	0	0	0					8	-	10	22	-	23	0	0	0	46	
41	Colbert, Keary	2004-2007	7	0	7	0					0	-	0	0	-	0	1	0	0	44	
41	Medlock, Justin	2012	0	0	0	0					7	-	10	23	-	23	0	0	0	44	
43	Hayes, Donald	1998-2001	7	0	7	0					0	-	0	0	-	0	0	0	0	42	
43	Smith, Lamar	2002	7	7	0	0					0	-	0	0	-	0	0	0	0	42	
45	Dickson, Ed	2014-2017	6	0	5	1					0	-	0	0	-	0	0	0	0	36	
45	Weinke, Chris	2001-2006	6	6	0	0					0	-	0	0	-	0	0	0	0	36	
47	Artis-Payne, Cam.	2015-2018	5	5	0	0					0	-	0	0	-	0	0	0	0	30	
47	Bates, Michael	1996-2000	5	0	0	5					0	-	0	0	-	0	0	0	0	30	
47	Bridgewater, Teddy	2020	5	5	0	0					0	-	0	0	-	0	0	0	0	30	
47	Brown, Dee	2002	5	4	1	0					0	-	0	0	-	0	0	0	0	30	
47	Delhomme, Jake	2003-2009	5	5	0	0					0	-	0	0	-	0	0	0	0	30	
47	Johnson, Keyshawn	2006	5	1	4	0					0	-	0	0	-	0	0	0	0	30	
47	Munnerlyn, Captain	2009-13; 17-18	5	0	0	5					0	-	0	0	-	0	0	0	0	30	
47	Rosario, Dante	2007-2010	5	0	5	0					0	-	0	0	-	0	0	0	0	30	
55	Collins, Kerry	1995-1998	4	4	0	0					0	-	0	0	-	0	2	0	0	28	
56	Cotchery, Jerricho	2014-2015	4	0	4	0					0	-	0	0	-	0	1	0	0	26	
57	Byrd, Isaac	2000-2002	4	0	4	0					0	-	0	0	-	0	0	0	0	24	
57	Carruth, Rae	1997-1999	4	0	4	0					0	-	0	0	-	0	0	0	0	24	
57	Griffith, Howard	1995-1996	4	2	2	0					0	-	0	0	-	0	0	0	0	24	
57	Minter, Mike	1997-2006	4	0	0	4					0	-	0	0	-	0	0	0	0	24	
57	Moore, Derrick	1995	4	4	0	0					0	-	0	0	-	0	0	0	0	24	
57	Shockey, Jeremy	2011	4	0	4	0					0	-	0	0	-	0	0	0	0	24	
57	Thomas, Ian	2018-2020	4	0	4	0					0	-	0	0	-	0	0	0	0	24	
57	Whittaker, Fozzy	2014-2018	4	2	2	0					0	-	0	0	-	0	0	0	0	24	
65	Catanzaro, Chan.	2018	0	0	0	0					5	-	5	7	-	8	0	0	0	22	
66	Anderson, Robby	2020	3	0	3	0					0	-	0	0	-	0	1	0	0	20	
66	Beuerlein, Steve	1996-2000	3	3	0	0					0	-	0	0	-	0	1	0	0	20	
68	Allen, Kyle	2018-2019	3	3	0	0					0	-	0	0	-	0	0	0	0	18	
68	Armah, Alex	2017-2020	3	3	0	0					0	-	0	0	-	0	0	0	0	18	
68	Byrd, Damiere	2016-2018	3	0	2	1					0	-	0	0	-	0	0	0	0	18	
68	Gamble, Chris	2004-2012	3	0	0	3					0	-	0	0	-	0	0	0	0	18	
68	Gettis, David	2010-13	3	0	3	0					0	-	0	0	-	0	0	0	0	18	
68	Goodson, Mike	2009-2011	3	3	0	0					0	-	0	0	-	0	0	0	0	18	

# ALL-TIME CAREER SCORERS

	SCORING	YEARS	TD	TDr	TDp	TDrt	FG - ATT	PAT - ATT	2pt	S	PTS
68	Greene, Scott	1996-1997	3	1	2	0	0 - 0	0 - 0	0	0	18
68	Hetherington, Chris	1999-2001	3	2	1	0	0 - 0	0 - 0	0	0	18
68	Huntley, Richard	2001	3	2	1	0	0 - 0	0 - 0	0	0	18
68	Metzelaars, Pete	1995	3	0	3	0	0 - 0	0 - 0	0	0	18
68	Peppers, Julius	2002-09; 17-18	3	0	0	3	0 - 0	0 - 0	0	0	18
79	Kuechly, Luke	2012-2019	2	0	0	2	0 - 0	0 - 0	0	1	14
79	Seidman, Mike	2003-2006	2	0	2	0	0 - 0	0 - 0	1	0	14
81	Bonnafon, Reggie	2019-2020	1	1	1	0	0 - 0	0 - 0	0	0	12
81	Coleman, Kurt	2015-2017	2	0	0	2	0 - 0	0 - 0	0	0	12
81	Chinn, Jeremy	2020	2	0	0	2	0 - 0	0 - 0	0	0	12
81	Crawford, Casey	2000-2001	2	0	1	1	0 - 0	0 - 0	0	0	12
81	Davis, Eric	1996-2000	2	0	0	2	0 - 0	0 - 0	0	0	12
81	Evans, Doug	1998-2001	2	0	0	2	0 - 0	0 - 0	0	0	12
81	Fauria, Christian	2007	2	0	2	0	0 - 0	0 - 0	0	0	12
81	Gaines, Michael	2004-2006	2	2	0	0	0 - 0	0 - 0	0	0	12
81	Guliford, Eric	1995	2	0	1	1	0 - 0	0 - 0	0	0	12
81	Kinchen, Brian	1999-2000	2	0	2	0	0 - 0	0 - 0	0	0	12
81	Manning, Jr., Ricky	2003-2005	2	0	0	2	0 - 0	0 - 0	0	0	12
81	Marshall, Richard	2006-2010	2	0	0	2	0 - 0	0 - 0	0	0	12
81	Mills, Sam	1995-1997	2	0	0	2	0 - 0	0 - 0	0	0	12
81	Murphy, Louis	2012	2	0	1	1	0 - 0	0 - 0	0	0	12
81	Norman, Josh	2011-2015	2	0	0	2	0 - 0	0 - 0	0	0	12
81	Pilares, Kealoha	2011-2012	2	0	1	1	0 - 0	0 - 0	0	0	12
81	Smith, Torrey	2018	2	0	2	0	0 - 0	0 - 0	0	0	12
81	Wiggins, Jermaine	2002	2	0	2	0	0 - 0	0 - 0	0	0	12
99	Chandler, Jeff	2004	0	0	0	0	0 - 2	8 - 8	0	0	8
99	Christian, Bob	1995-1996	1	0	1	0	0 - 0	0 - 0	2	0	8
99	Davis, Thomas	2005-2018	0	0	0	1	0 - 0	0 - 0	0	1	8
99	Stone, Dwight	1995-1998	1	0	0	1	0 - 0	0 - 0	0	1	8
99	Wright, Jarius	2018-2019	1	0	1	0	0 - 0	0 - 0	0	0	8
104	Sauerbrun, Todd	2001-2004	0	0	0	0	1 - 1	4 - 4	0	0	7
105	Anderson, C.J.	2018	1	0	1	0	0 - 0	0 - 0	0	0	6
105	Anderson, Rashard	2000-2001	1	0	0	1	0 - 0	0 - 0	0	0	6
105	Avant, Jason	2014	1	0	1	0	0 - 0	0 - 0	0	0	6
105	Barnidge, Gary	2008-12	1	0	1	0	0 - 0	0 - 0	0	0	6
105	Beebe, Don	1995	1	0	1	0	0 - 0	0 - 0	0	0	6
105	Bennett, Brandon	2004	1	1	0	0	0 - 0	0 - 0	0	0	6

# ALL-TIME CAREER SCORERS

SCORING		YEARS	TD	TDr	TDp	TDrt	FG - ATT		PAT - ATT		2pt	S	PTS
105	Bennett, Brandon	2004	1	1	0	0	0	-	0	-	0	0	6
105	Bersin, Brenton	2014-2017	1	0	1	0	0	-	0	-	0	0	6
105	Boston, Tre	2014-16; 19-20	1	0	0	1	0	-	0	-	0	0	6
105	Brockel, Richie	2011-2015	1	1	0	0	0	-	0	-	0	0	6
105	Broughton, Luther	1997-1998	1	0	1	0	0	-	0	-	0	0	6
105	Burns, Brian	2019-2020	1	1	0	0	0	-	0	-	0	0	6
105	Clay, Kaelin	2017	1	0	0	1	0	-	0	-	0	0	6
105	Florence, Drayton	2013	1	0	0	1	0	-	0	-	0	0	6
105	Gardner, Rod	2005	1	0	1	0	0	-	0	-	0	0	6
105	Godfrey, Charles	2008-2014	1	0	0	1	0	-	0	-	0	0	6
105	Greene, Kevin	1996; 98-99	1	0	0	1	0	-	0	-	0	0	6
105	Harper, Roman	2014-2015	1	0	0	1	0	-	0	-	0	0	6
105	Hitchcock, Jimmy	2000-2001	1	0	0	1	0	-	0	-	0	0	6
105	Hixon, Domenik	2013	1	0	1	0	0	-	0	-	0	0	6
105	Jarrett, Dwayne	2007-2010	1	0	1	0	0	-	0	-	0	0	6
105	Jones, Colin	2012-2019	1	0	0	1	0	-	0	-	0	0	6
105	King, Shawn	1996-1998	1	0	0	1	0	-	0	-	0	0	6
105	Kragen, Greg	1995-1997	1	0	0	1	0	-	0	-	0	0	6
105	Lucas, Ken	2005-2008	1	0	0	1	0	-	0	-	0	0	6
105	Manhertz, Chris	2017-2020	1	0	1	0	0	-	0	-	0	0	6
105	McKyer, Tim	1995	1	0	0	1	0	-	0	-	0	0	6
105	Mills, Ernie	1997	1	0	1	0	0	-	0	-	0	0	6
105	Moorehead, Kindal	2003-07	1	0	0	1	0	-	0	-	0	0	6
105	Naanee, Legedu	2011	1	0	1	0	0	-	0	-	0	0	6
105	Ogbonnaya, Chris	2014	1	1	0	0	0	-	0	-	0	0	6
105	Oliver, Winslow	1996-1998	1	0	0	1	0	-	0	-	0	0	6
105	Philyaw, Dino	1995-1996	1	1	0	0	0	-	0	-	0	0	6
105	Robertson, Jamal	2004-2005	1	1	0	0	0	-	0	-	0	0	6
105	Shepard, Russell	2017	1	0	1	0	0	-	0	-	0	0	6
105	Smart, Rod	2002-2005	1	0	0	1	0	-	0	-	0	0	6
105	Thompson, Colin	2020	1	0	1	0	0	-	0	-	0	0	6
105	Thompson, Shaq	2015-2020	1	0	0	1	0	-	0	-	0	0	6
105	Uwaezuoke, Iheanyi	2000	1	0	0	1	0	-	0	-	0	0	6
105	Vaughan, Josh	2010-2011	1	1	0	0	0	-	0	-	0	0	6
105	Wallace, Al	2002-2006	1	0	0	1	0	-	0	-	0	0	6
105	Wesley, Dante	2002-05; 07-09	1	0	0	1	0	-	0	-	0	0	6
105	White, Melvin	2013-2014	1	0	0	1	0	-	0	-	0	0	6



# ALL-TIME CAREER SCORERS

SCORING		YEARS	TD	TDr	TDp	TDrt	FG - ATT			PAT - ATT			2pt	S	PTS
105	White, Melvin	2013-2014	1	0	0	1	0	-	0	0	-	0	0	0	6
105	Witherspoon, Will	2002-2005	1	0	0	1	0	-	0	0	-	0	0	0	6
105	Workman, Vince	1995	1	1	0	0	0	-	0	0	-	0	0	0	6
105	Zylstra, Brandon	2019-20	1	0	0	1	0	-	0	0	-	0	0	0	6
150	Hardy, Greg	2010-2014	0	0	0	0	0	-	0	0	-	0	0	2	4
151	Hilbert, Jon	2002	0	0	0	0	0	-	2	3	-	3	0	0	3
152	Addison, Mario	2012-2019	0	0	0	0	0	-	0	0	-	0	0	1	2
152	Applewhite, Antwan	2011-2012	0	0	0	0	0	-	0	0	-	0	0	1	2
152	Jackson, Donte	2018-2020	0	0	0	0	0	-	0	0	-	0	1	0	2
152	Irvin, Bruce	2019	0	0	0	0	0	-	0	0	-	0	0	1	2
152	Onatolu, Kenny	2012	0	0	0	0	0	-	0	0	-	0	0	1	2
152	Rasby, Walter	1995-1997	0	0	0	0	0	-	0	0	-	0	1	0	2
152	Rucker, Mike	1999-2007	0	0	0	0	0	-	0	0	-	0	0	1	2
152	Thomas, Hollis	2009	0	0	0	0	0	-	0	0	-	0	0	1	2
TOTALS			975	365	536	76	652	-	787	891	-	923	25	11	8781

# ALL-TIME CAREER PASSERS

	PLAYER	YEARS	ATT	CMP	PCT	YDS	TD	INT	SACK	YDS LOST	Rtg	300yd
1	Newton, Cam	2011-2019	3,980	2,371	59.6%	29,041	182	108	291	2,199	86.1	20
2	Delhomme, Jake	2003-2009	2,669	1,580	59.2%	19,258	120	89	154	1,158	82.6	11
3	Beuerlein, Steve	1996-2000	1,723	1,041	60.4%	12,690	86	50	191	1,109	87.7	8
4	Collins, Kerry	1995-1998	1,340	694	51.8%	8,306	47	54	79	515	66.0	5
5	Weinke, Chris	2001-2006	687	373	54.3%	3,800	14	26	42	267	61.4	2
6	Allen, Kyle	2018-2019	520	323	62.1%	3,588	19	16	46	397	82.0	3
7	Bridgewater, Teddy	2020	469	327	69.7%	3,557	15	9	30	195	94.5	3
8	Peete, Rodney	2002-2004	392	228	58.2%	2,652	15	14	34	212	76.6	3
9	Moore, Matt	2007-2010	392	227	57.9%	2,640	16	17	28	208	73.9	1
10	Clausen, Jimmy	2010-2012	299	157	52.5%	1,558	3	9	33	223	58.4	0
11	Anderson, Derek	2011-2017	168	111	66.1%	1,265	7	5	4	17	90.0	0
12	Testaverde, Vinny	2007	172	94	54.7%	952	5	6	9	46	65.8	0
13	Carr, David	2007	136	73	53.7%	635	3	5	13	74	58.3	0
14	Reich, Frank	1995	84	37	44.0%	441	2	2	12	100	58.7	1
15	Heinicke, Taylor	2018	57	35	61.4%	320	1	3	2	17	60.6	0
16	Walker, PJ	2020	42	27	64.3%	273	1	2	2	16	70.8	0
17	Grier, Will	2019-2020	52	28	53.8%	228	0	4	6	44	33.2	0
18	St. Pierre, Brian	2010	28	13	46.4%	173	1	2	3	23	48.7	0
19	Fasani, Randy	2002	44	15	34.1%	171	0	4	7	60	8.8	0
20	Lytle, Matt	2001	30	17	56.7%	133	1	3	3	24	39.3	0
21	Lewis, Jeff	1999-2000	35	18	51.4%	131	0	1	8	57	48.6	0
22	Trudeau, Jack	1995	17	11	64.7%	100	0	3	2	8	40.9	0

# ALL-TIME CAREER PASSERS

PLAYER YEARS			ATT	CMP	PCT	YDS	TD	INT	SACK	YDS LOST	Rtg	300yd
23	Basanez, Brett	2006-2008	11	6	54.5%	56	0	1	0	0	30.9	0
24	McCaffrey, Christian	2017-2020	3	1	33.3%	50	1	0	0	0	121.5	0
25	Pike, Tony	2010	12	6	50.0%	47	0	0	1	10	60.1	0
26	Guliford, Eric	1995	2	1	50.0%	46	0	1	0	0	56.3	0
27	Gilbert, Garrett	2018	3	2	66.7%	40	0	0	1	5	109.7	0
28	Craig, Dameyune	2001	8	4	50.0%	34	0	0	2	15	61.5	0
29	Charlton, Joseph	2020	1	1	100.0%	28	0	0	0	0	118.8	0
30	Naanee, Legedu	2011	1	1	100.0%	27	0	0	0	0	118.8	0
31	Palardy, Michael	2017-2019	2	1	50.0%	12	0	0	0	0	68.8	0
32	Edwards, Armanti	2010-2013	3	2	66.7%	11	0	0	0	0	72.9	0
33	McCown, Josh	2008-2009	6	1	16.7%	2	0	0	1	6	39.6	0
34	Bono, Steve	1999	1	0	0.0%	0	0	0	0	0	39.6	0
35	Brown, Dee	2001-2002	1	0	0.0%	0	0	1	0	0	0.0	0
36	Floyd, William	1998-2000	1	0	0.0%	0	0	1	0	0	0.0	0
37	Foster, DeShaun	2002-2005	1	0	0.0%	0	0	0	0	0	39.6	0
38	Huntley, Richard	2001	1	0	0.0%	0	0	0	1	0	39.6	0
39	Johnson, Keyshawn	2006	1	0	0.0%	0	0	1	0	0	0.0	0
40	LaFell, Brandon	2010-2013	1	0	0.0%	0	0	0	0	0	39.6	0
41	Moore, DJ	2018-20	1	0	0.0%	0	0	0	0	0	39.6	0
42	Proehl, Ricky	2003-2004	1	0	0.0%	0	0	0	0	0	39.6	0
43	Sauerbrun, Todd	2001-2004	1	0	0.0%	0	0	0	0	0	39.6	0
44	Smith, Steve	2001-2013	1	0	0.0%	0	0	0	0	0	39.6	0
45	Walter, Ken	1997-2000	2	0	0.0%	0	0	0	0	0	39.6	0
46	Workman, Vince	1995	1	0	0.0%	0	0	0	0	0	39.6	0
TOTAL			13,402	7,826	58.4%	92,265	539	437	1005	7,005	79.2	57

# ALL-TIME CAREER RUSHERS

	PLAYER	YEARS	RSH	YDS	AVG	LONG	TDs	100-YD GAMES
1	Stewart, Jonathan	2008-2017	1,699	7,318	4.3	69t	51	16
2	Williams, DeAngelo	2006-2014	1,432	6,846	4.8	77	46	18
3	Newton, Cam	2011-2019	934	4,806	5.1	72t	58	3
4	Foster, DeShaun	2002-2007	851	3,336	3.9	71	10	7
5	McCaffrey, Christian	2017-2020	682	3,145	4.6	84t	29	10
6	Biakabutuka, Tshimanga	1996-2001	611	2,530	4.1	67t	14	7
7	Davis, Stephen	2003-2005	522	2,085	4.0	40	20	7
8	Lane, Fred	1997-1999	502	2,001	4.0	50	13	6
9	Johnson, Anthony	1995-1999	482	1,795	3.7	29	7	6
10	Goings, Nick	2001-2008	400	1,470	3.7	57t	6	5
11	Tolbert, Mike	2012-2016	289	992	3.4	29	13	0
12	Hoover, Brad	2000-2009	284	961	3.4	35	3	1
13	Moore, Derrick	1995	195	740	3.8	53t	4	2
14	Smith, Lamar	2002	209	737	3.5	59	7	1
15	Huntley, Richard	2001	165	665	4.0	25	2	1
16	Davis, Mike	2019-2020	167	644	3.9	25	6	0
17	Whittaker, Fozzy	2014-2018	121	536	4.4	25	2	1
18	Goodson, Mike	2009-2011	125	501	4.0	45	3	2
19	Artis-Payne, Cameron	2015-2018	118	491	4.2	43	5	0
20	Samuel, Curtis	2017-2020	69	475	6.9	45	5	0
21	Smith, Steve	2001-2013	57	387	6.8	39	2	0
22	Brown, Dee	2002	102	360	3.5	24	4	1
23	Beuerlein, Steve	1996-2000	109	305	2.8	20	3	0
24	Bridgewater, Teddy	2020	50	272	5.4	18t	5	0
25	Delhomme, Jake	2003-2009	152	260	1.7	13	5	0
26	Moore, DJ	2018-2019	21	234	11.1	32	0	0
27	Collins, Kerry	1995-1998	107	217	2.0	21	4	0
28	Griffith, Howard	1995-1996	77	204	2.6	15	2	0
29	Ginn Jr., Ted	2013; 15-16	22	187	8.5	43	0	0
30	Bonnafon, Reggie	2019-2020	28	185	6.6	59t	1	0
31	Oliver, Winslow	1996-1998	48	183	3.8	16	0	0

# ALL-TIME CAREER RUSHERS

	PLAYER	YEARS	RSH	YDS	AVG	LONG	TDs	100-YD GAMES
32	Floyd, William	1998-2000	79	182	2.3	16	7	0
33	Christian, Bob	1995-1996	41	158	3.9	17	0	0
34	Greene, Scott	1996-1997	45	157	3.5	10t	1	0
35	Ismail, Raghib	1996-1998	15	154	10.3	36	1	0
36	Weinke, Chris	2001-2006	54	148	2.7	23	6	0
37	Brown, Corey	2014-2016	16	139	8.7	28	0	0
38	Sutton, Tyrell	2009-2010	25	139	5.6	32	0	0
39	Workman, Vince	1995	35	139	4.0	14	1	0
40	Allen, Kyle	2018-2019	37	125	3.4	17	3	0
41	Smith, Rodney	2020	31	116	3.7	13	0	0
42	LaFell, Brandon	2010-2013	6	110	18.3	60	0	0
43	Anderson, C.J.	2018	22	105	4.8	22	0	0
44	Fasani, Randy	2002	18	95	5.3	19	0	0
45	Thomas, Blair	1995	22	90	4.1	13	0	0
46	Hetherington, Chris	1999-2001	30	84	2.8	14	2	0
47	Reaves, Darrin	2014	31	78	2.5	9	0	0
48	Muhammad, Muhsin	1996-2004	11	64	5.8	20	0	0
49	Baldwin, Randy	1995	23	61	2.7	9	0	0
50	Smart, Rod	2002-2005	27	61	2.3	6	0	0
51	Carr, David	2007	17	59	3.5	15	0	0
52	Clausen, Jimmy	2010-2012	23	57	2.5	11	0	0
53	Harris, Joey	2004	15	53	3.5	19	0	0
54	Ogbonnaya, Chris	2014	14	50	3.6	9	1	0
55	Robertson, Jamal	2004-2005	14	41	2.9	11	1	0
56	Philyaw, Dino	1996	12	38	3.2	8	1	0
57	Lewis, Jeff	1999-2000	12	37	3.1	19	0	0
58	Cannon, Trenton	2020	9	35	3.9	13	0	0
59	Armah, Alex	2017-2020	21	35	1.7	4	3	0
60	Wright, Jarius	2018-2019	3	32	10.7	34	0	0
61	Heinicke, Taylor	2018	5	31	6.2	19	0	0
62	Vaughan, Josh	2010-2011	10	31	3.1	9	1	0
63	Chinn, Jeremy	2020	2	29	1.0	28	0	0

# ALL-TIME CAREER RUSHERS

	PLAYER	YEARS	RSH	YDS	AVG	LONG	TDs	100-YD GAMES
64	Carruth, Rae	1996-1999	7	27	3.9	6	0	0
65	Clay, Kaelin	2017	2	27	13.5	29	0	0
66	Moore, Matt	2007-2010	20	27	1.4	8	0	0
67	Bates, Michael	1996-2000	8	25	3.1	12	0	0
68	Craig, Dameyune	1999-2001	5	24	4.8	13	0	0
69	Shelton, Eric	2005-2006	8	23	2.9	9	0	0
70	Anderson, Derek	2011-2017	25	22	0.9	8	0	0
71	Fiammetta, Tony	2009-2010	7	22	3.1	11	0	0
72	Grier, Will	2019	7	22	3.1	11	0	0
73	Testaverde, Vinny	2007	9	22	2.4	16	0	0
74	Metcalf, Eric	1999	2	20	10.0	17	0	0
75	Montgomery, Joe	2002	7	20	2.9	5	0	0
76	Shepard, Russell	2017	2	19	9.5	11	0	0
77	Carter, Drew	2004-2007	2	18	9.0	11	0	0
78	Bennett, Brandon	2004	6	17	2.8	11	1	0
79	Cadet, Travaris	2018	11	17	1.5	5	0	0
80	Pilares, Kealoha	2011-2012	1	17	17.0	5	0	0
81	Cotchery, Jerricho	2014-2015	1	16	16.0	16	0	0
82	Jeffers, Patrick	1999-2001	2	16	8.0	23	0	0
83	Anderson, Robby	2020	4	15	3.8	11	0	0
84	Adams, Joe	2012	3	13	4.3	5	0	0
85	Brockel, Richie	2011-2015	4	13	3.3	7t	1	0
86	Peete, Rodney	2002-2004	23	13	0.6	10	0	0
87	Byrd, Damiere	2016-2018	1	12	12.0	12	0	0
88	Edwards, Armanti	2010-2013	2	12	6.0	7	0	0
89	Hoard, Leroy	1996	5	11	2.2	5	0	0
90	Jarrett, Dwayne	2007-2010	1	11	11.0	11	0	0
91	Felton, Jerome	2011	3	10	3.3	4	0	0
92	Scarlett, Jordan	2019	4	9	2.3	6	0	0
93	Stone, Dwight	1995-1998	2	9	4.5	6	0	0
94	Lytle, Matt	2001	2	8	4.0	4	0	0
95	Barner, Kenjon	2013	6	7	1.2	2	0	0
96	Colbert, Kerry	2004-2007	1	6	6.0	6	0	0

ALL-TIME CAREER RUSHERS

	PLAYER	YEARS	RSH	YDS	AVG	LONG	TDs	100-YD GAMES
97	Jones, Colin	2012-2019	1	5	5.0	5	0	0
98	Senn, Jordan	2010-2013	1	5	5.0	5	0	0
99	Smith, Armond	2012-2013	7	5	0.7	5	0	0
100	Johnson, Keyshawn	2006	1	4	4.0	4	1	0
101	Haynes, Alex	2007	3	3	1.0	3	0	0
102	Murphy, Louis	2012	1	3	3.0	3	0	0
103	Reich, Frank	1995	1	3	3.0	3	0	0
104	Basanez, Brett	2006	1	2	2.0	2	0	0
105	Hartsfield, Myles	2020	2	2	1.0	2	0	0
106	Gettis, David	2010-2012	3	2	0.7	19	0	0
107	Guliford, Eric	1995	2	2	1.0	1	0	0
108	Avant, Jason	2014	1	1	1.0	1	0	0
109	Green, Willie	1995-1996	1	1	1.0	1	0	0
110	Proehl, Ricky	2003-2005	2	1	0.5	9	0	0
111	Zylstra, Brandon	2019-2020	1	1	1.0	1	0	0
112	Baker, Jason	2005-2011	1	0	0.0	0	0	0
113	Poole, Tauren	2014	1	0	0.0	0	0	0
114	Sauerbrun, Todd	2001-2004	1	0	0.0	0	0	0
115	Nortman, Brad	2012-2015	1	-1	-1.0	-1	0	0
116	Webb, Joe	2014-2016	1	-1	-1.0	-1	0	0
117	Bono, Steve	1999	2	-2	-1.0	-1	0	0
118	Byrd, Isaac	2000-2002	2	-2	-1.0	-2	0	0
119	Presley, De'Andre	2014	1	-2	-2.0	-2	0	0
120	Rosario, Dante	2007-2010	1	-2	-2.0	-2	0	0
121	Walker, PJ	2020	5	-2	-2.0	2	0	0
122	McCown, Josh	2008	4	-3	-0.8	0	0	0
123	Carrier, Mark	1995-1998	3	-4	-1.3	4	0	0
124	Hankton, Karl	2000-2006	2	-4	-2.0	2	0	0
125	Nakamura, Haruki	2012	1	-4	-4.0	-4	0	0
126	Walter, Ken	1997-2000	5	-5	-1.0	-5	0	0
	TOTAL		11,608	48,157	4.1	77	361	94



# ALL-TIME CAREER RECEIVERS

	PLAYER	YEARS	REC	YDS	AVG	LONG	TDs	100-YD GAMES
1	Smith, Steve	2001-2013	836	12,197	14.6	80t	67	43
2	Muhammad, Muhsin	1996-04; 2008-09	696	9,255	13.3	72t	50	27
3	Olsen, Greg	2011-2019	524	6,463	12.3	78t	39	11
4	Walls, Wesley	1996-2002	324	3,902	12.0	54	44	3
5	Moore, DJ	2018-2020	203	3,055	15.0	82	10	7
6	McCaffrey, Christian	2017-2020	320	2,672	8.4	38	16	5
7	Carrier, Mark	1995-1998	176	2,547	14.5	66t	13	5
8	Benjamin, Kelvin	2014-2017	168	2,424	14.4	51	18	5
9	LaFell, Brandon	2010-2013	167	2,385	14.3	91t	13	2
10	Funchess, Devin	2015-2018	161	2,233	13.9	52	21	2
11	Ginn Jr., Ted	2013, 2015-2016	134	2,047	15.3	88t	19	2
12	Samuel, Curtis	2017-2020	178	1,969	11.1	53t	14	2
13	Hayes, Donald	1998-2001	132	1,855	14.1	56t	7	2
14	Ismail, Raghib	1996-1998	117	1,657	14.2	62	10	5
15	Williams, DeAngelo	2006-2014	178	1,621	9.1	72t	7	1
16	Green, Willie	1995-1996	93	1,496	16.1	89t	9	5
17	Colbert, Keary	2004-2007	109	1,424	13.1	63	7	2
18	Mangum, Kris	1997-2006	151	1,424	9.4	35	9	0
19	Proehl, Ricky	2003-2005	86	1,327	15.4	69	8	2
20	Stewart, Jonathan	2008-2017	162	1,295	8.0	55t	7	1
21	Jeffers, Patrick	1999-2001	77	1,209	15.7	88t	12	5
22	Cotchery, Jericho	2014-2015	87	1,065	12.2	59	4	0
23	Anderson, Robby	2020	92	1,056	11.5	75t	3	3
24	Hoover, Brad	2000-2009	145	1,046	7.2	34	6	0
25	Brown, Corey	2014-2016	79	1,019	12.9	47t	7	0
26	Foster, DeShaun	2002-2007	126	996	7.9	47	4	0
27	Carter, Drew	2004-2007	71	977	13.8	49	8	2
28	King, Jeff	2006-2010	112	923	8.2	31	9	0
29	Byrd, Isaac	2000-2002	73	897	12.3	42	4	0
30	Rosario, Dante	2007-2010	82	894	10.9	54	5	0
31	Goings, Nick	2001-2008	110	880	8.0	37	3	0

# ALL-TIME CAREER RECEIVERS

	PLAYER	YEARS	REC	YDS	AVG	LONG	TDs	100-YD GAMES
32	Johnson, Anthony	1995-1999	103	816	7.9	55	2	0
33	Johnson, Keyshawn	2006	70	815	11.6	40	4	1
34	Dickson, Ed	2014-2017	67	807	12.0	64	5	1
35	Carruth, Rae	1997-1999	62	804	13.0	52	4	2
36	Biakabutuka, Tshimanga	1996-2001	77	789	10.2	47	3	0
37	Tolbert, Mike	2012-2016	94	771	8.2	40	6	0
38	Wright, Jarius	2018-2019	71	743	10.5	33	1	0
39	Thomas, Ian	2018-2020	71	615	8.7	31	4	0
40	Gettis, David	2010-2012	37	508	13.7	88	3	1
41	Naanee, Legedu	2011	44	467	10.6	28	1	0
42	Shockey, Jeremy	2011	37	455	12.3	29	4	0
43	Guliford, Eric	1995	29	444	15.3	49	1	0
44	Jarrett, Dwayne	2007-2010	35	428	12.2	30t	1	0
45	Floyd, William	1998-2000	62	416	6.7	25	2	0
46	Bersin, Brenton	2014-2017	32	415	13.0	30	1	0
47	Whittaker, Fozzy	2014-2018	47	397	8.4	28t	2	0
48	Davis, Mike	2019-2020	59	373	6.3	23	2	0
49	Murphy, Louis	2012	25	336	13.4	55	1	0
50	Gaines, Michael	2004-2006	31	335	10.8	38	2	0
51	Goodson, Mike	2009-2011	43	329	7.7	32	0	0
52	Barnidge, Gary	2008-2012	18	320	17.8	55	1	0
53	Griffith, Howard	1995-1996	38	286	7.5	21	2	0
54	Greene, Scott	1996-1997	42	284	6.8	25	2	0
55	Lane, Fred	1997-1999	43	275	6.4	23	0	0
56	Hankton, Karl	2000-2006	20	267	13.4	31	0	0
57	Christian, Bob	1995-1996	29	255	8.8	23	1	0
58	Hetherington, Chris	1999-2001	37	240	6.5	19	1	0
59	Davis, Stephen	2003-2005	21	236	11.2	25	0	0
60	Shepard, Russell	2017	17	202	11.9	40t	1	0
61	Avant, Jason	2014	21	201	9.6	22	1	0
62	Oliver, Winslow	1996-1998	21	191	9.1	29	0	0
63	Smith, Torrey	2018	17	190	11.2	35	2	0
64	Hackett, DJ	2008	13	181	13.9	37	0	0
65	Metzelaars, Pete	1995	20	171	8.6	27	3	0

# ALL-TIME CAREER RECEIVERS

	PLAYER	YEARS	REC	YDS	AVG	LONG	TDs	100-YD GAMES
66	Smith, Lamar	2002	20	167	8.4	58	0	0
67	Broughton, Luther	1997-1998; 2001	8	164	20.5	68t	1	0
68	Seidman, Mike	2003-2006	18	158	8.8	27	2	0
70	Manhertz, Chris	2016-2020	12	142	11.8	50t	1	0
71	Zylstra, Brandon	2019-2020	11	141	12.8	40	0	0
72	Metcalfe, Eric	1999	11	133	12.1	33	0	0
73	Sutton, Tyrell	2009-2010	18	132	7.3	14	0	0
74	Byrd, Damiere	2016-2018	12	129	10.8	21	2	0
75	Mills, Ernie	1997	11	127	11.5	37	1	0
76	Wiggins, Jermaine	2002-2003	16	125	7.8	23	2	0
77	Edwards, Armanti	2010-2013	5	121	24.2	82	0	0
77	Zylstra, Brandon	2019-2020	9	110	12.2	40	0	0
78	Clowney, David	2010	6	102	17.0	31	0	0
79	Huntley, Richard	2001	21	101	4.8	23	1	0
80	Artis-Payne, Cam.	2015-2018	10	86	8.6	20	0	0
81	Brown, Dee	2002	17	86	5.1	15	1	0
82	Gardner, Rod	2005	9	84	9.3	15	1	0
83	Bonnacon, Reggie	2019	8	75	9.4	32	1	0
84	Workman, Vince	1995	13	74	5.7	14	0	0
85	Hogan, Chris	2019	8	67	8.4	13	0	0
86	Cooper, Pharoh	2020	4	64	16.0	32	0	0
87	Moore, Kenny	2008-2009	6	59	9.8	22	0	0
88	Clay, Kaelin	2017	5	57	11.4	15	0	0
89	Crawford, Casey	2000-2001	5	57	11.4	16	1	0
90	Hixon, Domenik	2013	7	55	7.9	14t	1	0
91	Smith, Rodney	2020	8	55	6.9	19	0	0
92	Kinchen, Brian	1999-2000	6	52	8.7	26t	2	0
93	White, DeAndrew	2019	4	51	12.8	18	0	0
94	Rasby, Walter	1995-1997	6	48	8.0	15	0	0
95	Uwaezuoke, Iheanyi	2000	4	46	11.5	21	0	0
96	Williams, Brandon	2013-2015	4	44	11.0	16	0	0
97	Pilares, Kealoha	2011-2012	2	42	21.0	36t	1	0
98	Bates, Michael	1996-2000	6	40	6.7	23	0	0
99	Fauria, Christian	2007	5	39	7.8	16	2	0

# ALL-TIME CAREER RECEIVERS

	PLAYER	YEARS	REC	YDS	AVG	LONG	TDs	100-YD
100	Biddle, Taye	2006	3	37	12.3	22	0	0
101	Robinson, Ryne	2007-2008	4	35	8.8	12	0	0
102	Fiammetta, Tony	2009-2010	5	34	6.8	11	0	0
103	Newton, Cam	2011-2019	1	33	33.0	27	0	0
104	Campbell, Matt	1995-2000	3	32	10.7	12	0	0
105	Jones, Mark	2008	2	32	16.0	19	0	0
106	Roberts, Seth	2020	4	31	7.8	12	0	0
107	Reaves, Darrin	2014	5	31	6.2	16	0	0
108	Hartsock, Ben	2011-2013	2	30	15.0	25	0	0
109	Brockel, Richie	2011-2015	4	25	6.3	12	0	0
110	Anderson, C.J.	2018	1	24	24.0	24	1	0
111	Felton, Jerome	2011	2	24	12.0	17	0	0
112	Thomas, Blair	1995	3	24	8.0	14	0	0
113	Tillman, Lawyer	1995	2	22	11.0	12	0	0
114	Armah, Alex	2017-2020	8	29	3.6	14	0	0
115	Webb, Joe	2014-2016	2	19	9.5	16	0	0
116	Stone, Dwight	1995-1998	2	18	9.0	11	0	0
117	Cannon, Trenton	2020	3	16	5.3	19	0	0
118	Smart, Rod	2002-2005	4	16	4.0	5	0	0
119	Dyson, Kevin	2003	2	15	7.5	9	0	0
120	Haynes, Alex	2007	3	14	4.7	6	0	0
121	Kirkwood, Keith	2020	1	13	13.0	13	0	0
122	Moore, Derrick	1995	4	12	3.0	5	0	0
123	Barner, Kenjon	2013, 2018	3	10	3.3	5	0	0
124	Simonson, Scott	2015-2017	1	10	10.0	10	0	0
125	Adams, Joe	2012	1	7	7.0	7	0	0
126	Martin, Charly	2009-2010	1	6	6.0	6	0	0
127	Shelton, Eric	2006	1	6	6.0	6	0	0
128	Cadet, Travaris	2018	1	5	5.0	5	0	0
129	Ajirotutu, Seyi	2011	1	4	4.0	4	0	0
130	Craig, Dameyune	1999-2001	2	4	2.0	4	0	0
131	Dennis, Mark	1995-1996	1	3	3.0	3	0	0
132	Gross, Jordan	2003-13	0	1	0.0	1	0	0
133	Collins, Kerry	1995-1998	1	-11	-11.0	-11	0	0
TOTAL			7,825	92,258	11.8	91t	538	147

# ALL-TIME INTERCEPTIONS

	PLAYER	YEARS	INTS	YDS	AVG	LG	TDs
1	Gamble, Chris	2004-2012	27	326	12.1	61t	2
2	Davis, Eric	1996-2000	25	226	9.0	56t	2
3	Kuechly, Luke	2012-2019	18	153	8.5	32t	1
4	Minter, Mike	1997-2006	17	421	24.8	62	4
5	Marshall, Richard	2006-2010	14	315	22.5	73	2
5	Evans, Doug	1998-2001	14	162	11.6	49	1
7	Lucas, Ken	2005-2008	13	158	12.2	43	0
7	Davis, Thomas	2005-2018	13	79	6.1	31	0
9	Godfrey, Charles	2008-2014	11	179	16.3	38	1
9	Coleman, Kurt	2015-2017	11	146	13.3	37	2
9	Grant, Deon	2000-2003	11	137	12.5	43	0
12	Jackson, Donte	2018-2020	10	135	13.5	66	0
13	Beason, Jon	2007-2013	9	107	11.9	44	0
13	Manning, Ricky	2003-2005	9	99	11.0	30	1
15	Munnerlyn, Captain	2009-13; 2017-18	8	232	29.0	74t	5
15	Bradberry, James	2016-2019	8	53	6.6	29	0
17	Boston, Tre	2014-16; 2019-20	7	133	19.0	84t	1
17	Cota, Chad	1995-1997	7	91	13.0	35	0
17	Norman, Josh	2012-2015	7	172	24.6	46t	2
17	Maxie, Brett	1995-1996	7	94	13.4	49	0
17	Witherspoon, Will	2002-2005	7	93	13.3	35	1
17	Mills, Sam	1995-1997	7	86	12.3	36t	1
17	Martin, Sherrod	2009-2012	7	85	12.1	34	0
24	Hitchcock, Jimmy	2000-2001	6	181	30.2	88t	1
24	Peppers, Julius	2002-09; 2017-18	6	177	29.5	97	2
24	Terrell, Pat	1995-1997	6	39	6.5	21	0
27	Morgan, Dan	2001-2007	5	56	11.2	22	0
27	Adams, Mike	2017-2018	5	53	10.6	40	0
27	Harris, Chris	2007-2009	5	49	9.8	30	0
27	Poole, Tyrone	1995-1997	5	43	8.6	35	0
27	Howard, Reggie	2001-2003	5	37	7.4	16	0

# ALL-TIME INTERCEPTIONS

	PLAYER	YEARS	INTS	YDS	AVG	LG	TDs
32	Wallace, Al	2002-2006	4	96	24.0	53	0
32	Brady, Jeff	1998	4	85	21.3	43	0
32	Branch, Colin	2003-2006	4	79	19.8	76	0
32	Mitchell, Mike	2013	4	63	15.8	38	0
32	Harper, Roman	2014-2015	4	43	10.8	31t	1
37	McKyer, Tim	1995	3	99	33.0	96t	1
37	McCree, Marlon	2005	3	73	24.3	46	0
37	White, Melvin	2013-2014	3	32	10.7	23	0
37	Cook, Toi	1996-1997	3	28	9.3	22	0
37	Worley, Daryl	2016-2017	3	22	7.3	22	0
37	Cooper, Deke	2002; 2007	3	19	6.3	19	0
37	Jones, Colin	2012-2019	3	15	5.0	10	0
37	Anderson, James	2006-2012	3	6	2.0	5	0
37	Lester, Robert	2013-2014	3	5	1.7	5	0
46	Cason, Antoine	2014	2	81	40.5	80	0
46	Cockrell, Ross	2018-2019	2	70	35.0	37	0
46	Fields, Mark	2002-2004	2	51	25.5	30	0
46	Florence, Drayton	2013	2	40	20.0	38t	1
46	Nakamura, Haruki	2012	2	39	19.5	21	0
46	Buckner, Brentson	2001-2005	2	37	18.5	29	0
46	Alexander, Brent	1998-1999	2	18	9.0	18	0
46	Greene, Kevin	1996,98-99	2	18	9.0	18	0
46	Wells, Dean	1999-2001	2	15	7.5	14	0
46	McDaniel, Emmanuel	2002	2	13	6.5	13	0
46	Cousin, Terry	2002	2	4	2.0	4	0
46	Gilbert, Sean	1998-2002	2	4	2.0	4	0
46	Benwikere, Bené	2014-2016	2	1	0.5	1	0
46	Williams, Shaun	2006	2	1	0.5	1	0
46	Tillman, Charles	2015	2	0	0.0	0	0
61	Stanford, R.J.	2010-2011	1	53	53.0	53	0
61	Smith, Rod	1995-96,97-98	1	43	43.0	43	0

# ALL-TIME INTERCEPTIONS

	PLAYER	YEARS	INTS	YDS	AVG	LG	TDs
61	Lofton, Steve	1995-96,98-99	1	42	42.0	42	0
61	Reid, Eric	2018-2019	1	39	39.0	39	0
61	DeCoud, Thomas	2014	1	35	35.0	35	0
61	McDowell, Bubba	1995	1	33	33.0	33	0
61	Kragen, Greg	1995-1997	1	29	29.0	29	0
61	Edwards, Dwan	2012-2015	1	27	27.0	27	0
61	Richardson, Damien	1998-2004	1	27	27.0	27	0
61	McClain, Robert	2010; 15-16	1	24	24.0	24	0
61	Veland, Tony	1998	1	24	24.0	24	0
61	Allen, Brian	2002-2004	1	21	21.0	21	0
61	Senn, Jordan	2009-2013	1	21	21.0	21	0
61	Nelson, Jonathan	2011	1	20	20.0	20	0
61	Williams, Teddy	2015-2017	1	19	19.0	19	0
61	Moorehead, Kindal	2003-2007	1	17	17.0	17	1
61	Thompson, Shaq	2015-2019	1	12	12.0	12	0
61	Barrow, Micheal	1997-1999	1	10	10.0	10	0
61	Burton, Shane	2002-2003	1	10	10.0	10	0
61	Hawkins, Artrell	2004	1	9	9.0	9	0
61	Kesier, Thomas	2011-2012	1	9	9.0	9	0
61	Klein, A.J.	2013-2015	1	8	8.0	8	0
61	Morton, Christian	2006	1	8	8.0	8	0
61	Ealy, Kony	2014-2016	1	7	7.0	7	0
61	McGill, Lenny	1998	1	6	6.0	6	0
61	Johnson, Ed	2010	1	5	5.0	5	0
61	Manuel, Marquand	2007	1	4	4.0	4	0
61	Lloyd, Greg	1998	1	3	3.0	3	0
61	King, Shawn	1995-1998	1	1	1.0	1	0
61	Lathon, Lamar	1995-1998	1	1	1.0	1	0
61	Anderson, Rashard	2000-2001	1	0	0.0	0	0
61	Brown, Everette	2009-2010	1	0	0.0	0	0
61	Burris, Juston	2020	1	0	0.0	0	0



# ALL-TIME INTERCEPTIONS

	PLAYER	YEARS	INTS	YDS	AVG	LG	TDs
61	Chinn, Jeremy	2020	1	0	0.0	0	0
61	Diggs, Na'il	2006-2009	1	0	0.0	0	0
61	Elliott, Javien	2019	1	0	0.0	0	0
61	Navies, Hannibal	2000-2002	1	0	0.0	0	0
61	Obada, Efe	2018-2019	1	0	0.0	0	0
61	Pieri, Damon	1995-1997	1	0	0.0	0	0
61	Robinson, Eugene	2000	1	0	0.0	0	0
61	Rucker, Mike	1999-2007	1	0	0.0	0	0
61	Thomas, Josh	2011-13	1	0	0.0	0	0
61	Towns, Lester	2000-2003	1	0	0.0	0	0
61	Whitehead, Tahir	2020	1	0	0.0	0	0
61	Williams, Jay	2000-2002	1	0	0.0	0	0
61	Woodall, Lee	2000	1	0	0.0	0	0
61	Pugh, Jordan	2010-2011	1	-2	-2.0	-2	0
TOTAL			407	5,613	13.8	97	31

# THE LAST TIME

BY PANTHERS		BY OPPONENT
RUSHING		
* Never Has Happened *	300 YARDS RUSHING	* Never Has Happened *
210 yards, DeAngelo Williams @ New Orleans, 12/30/12	200 YARDS RUSHING	205 yards, Matt Forte @ Chicago, 10/02/11
108 yards, Christian McCaffrey @ Green Bay, 11/10/19	100 YARDS RUSHING	145 yards, Aaron Jones @ Green Bay, 12/19/20
152 yards/110 yards, DeAngelo Williams/Jonathan Stewart @ Tampa Bay, 10/18/09	TWO 100-YARD RUSHERS	147 yards/118 yards, Le'Veon Bell/LeGarrette Blount vs. Pittsburgh, 09/21/14
* Never Has Happened *	FIVE TOUCHDOWNS RUSHING	* Never Has Happened *
4 tds, DeAngelo Williams: (13, 5, 1, 30) @ N.Y. Giants, 12/21/08	FOUR TOUCHDOWNS RUSHING	4 tds, Michael Turner: (1, 4, 1, 16) @ Atlanta, 11/23/08
3 tds, Jonathan Stewart: (60, 1, 1) vs. Minnesota, 12/10/17	THREE TOUCHDOWNS RUSHING	3 tds, Josh Jacobs: (1, 7, 6) vs. Las Vegas, 09/13/20
2 tds, Mike Davis: (3, 10) vs. Denver, 12/13/20	TWO TOUCHDOWNS RUSHING	2 tds, Leonard Fournette: (1, 46) @ Tampa Bay, 09/20/20
Jonathan Stewart: (2, 4)/DeAngelo Williams: (16, 36) vs. Tampa Bay, 12/08/08	TWO PLAYERS WITH TWO TD RUSHING	* Never Has Happened *
* Never Has Happened *	THREE PLAYERS WITH ONE TD RUSHING	* Never Has Happened *
52 yards, Curtis Samuel @ Washington, 12/27/20	50-74 YARD RUSHING	61 yards, Antonio Gibson @ Washington, 12/27/20
89 yards, Mike Davis @ Atlanta, 10/11/20	75+ YARD RUSHING	145 yards, Aaron Jones @ Green Bay, 12/19/20
285 yards, Carolina 34, Jacksonville 27 vs. Jacksonville, 10/06/19	200-299 YARDS RUSHING (TEAM)	210 yards, Tampa Bay 46, Carolina 23 vs. Tampa Bay, 11/15/20
285 yards, Carolina 34, Jacksonville 27 vs. Jacksonville, 10/06/19	200+ YARDS RUSHING (TEAM)	210 yards, Tampa Bay 46, Carolina 23 vs. Tampa Bay, 11/15/20
* Never Has Happened *	300+ YARDS RUSHING (TEAM)	301 yards, N.Y. Giants 34, Carolina 28 @ N.Y. Giants, 12/21/08
RECEIVING		
120 yards/109 yards, DJ Moore/Robby Anderson @ Tampa Bay, 09/20/20	TWO 100-YARD RECEIVERS	159 yards/113 yards, Travis Kelce/Tyreek Hill @ Kansas City, 11/08/20
201 yards, Steve Smith vs. Minnesota, 10/30/05	200 YARDS RECEIVING	300 yards, Julio Jones @ Atlanta, 10/02/16
106 yards, Curtis Samuel @ Washington, 12/27/20	100 YARDS RECEIVING	159 yards/113 yards, Travis Kelce/Tyreek Hill @ Kansas City, 11/08/20
* Never Has Happened *	FIVE TOUCHDOWN RECEPTIONS	* Never Has Happened *
* Never Has Happened *	FOUR TOUCHDOWN RECEPTIONS	* Never Has Happened *
3 tds, Steve Smith: (7, 12, 74) vs. Houston, 09/16/07	THREE TOUCHDOWN RECEPTIONS	3 tds, Hakeem Nicks: (26, 19, 5) @ N.Y. Giants, 09/12/10
2 tds, DJ Moore: (74, 7) @ New Orleans, 10/25/20	TWO TOUCHDOWN RECEPTIONS	2 tds, KJ Hamler: (37, 49) vs. Denver, 12/13/20
Patrick Jeffers: (40, 32)/Wesley Walls: (37, 15) vs. New Orleans, 01/02/00	TWO PLAYERS WITH TWO TD RECEPTIONS	Adam Humphries: (5, 30)/O.J. Howard: (4, 3) vs. Tampa Bay, 11/04/18
PASSING		
* Never Has Happened *	500 YARDS PASSING	503 yards, Matt Ryan @ Atlanta, 10/02/16
432 yards, Cam Newton vs. Green Bay, 09/18/11	400 YARDS PASSING	400 yards, Jameis Winston @ Tampa Bay, 10/13/19
310 yards, Teddy Bridgewater @ Kansas City, 11/08/20	300 YARDS PASSING	307 yards, Kirk Cousins @ Minnesota, 11/29/20
5 tds, Cam Newton: (3, 37, 14, 20, 14) @ N.Y. Giants, 12/20/15	FIVE TOUCHDOWN PASSES	5 tds, Ben Roethlisberger: (75, 53, 12, 8, 6) @ Pittsburgh, 11/08/18
4 tds, Kyle Allen: (5, 52, 3, 3) @ Arizona, 09/22/19	FOUR TOUCHDOWN PASSES	4 tds, Drew Lock: (2, 37, 2, 49) vs. Denver, 12/13/20
3 tds, Kyle Allen: (51, 1, 2) @ New Orleans, 11/24/19	THREE TOUCHDOWN PASSES	3 tds, Kirk Cousins: (12, 10, 10) @ Minnesota, 11/29/20
* Never Has Happened *	FOUR OR MORE INTERCEPTION GAME	* Never Has Happened *
3 int, Deon Grant @ Minnesota, 09/22/02	THREE INTERCEPTION GAME	3 int, Andrew Adams @ Tampa Bay, 12/02/18
2 int, James Bradberry @ Tampa Bay, 10/13/19	TWO INTERCEPTION GAME	2 int, Pierre Desir @ Indianapolis, 12/22/19
* Never Has Happened *	SEVEN+ INTERCEPTIONS THROWN	* Never Has Happened *

# THE LAST TIME

* Never Has Happened *	SIX INTERCEPTIONS THROWN	6 ints, Chris Chandler vs. St. Louis, 12/12/04
* Never Has Happened *	FIVE INTERCEPTIONS THROWN	5 ints, Jameis Winston @ Tampa Bay, 10/13/19
4 ints, Kyle Allen vs. Atlanta, 11/17/19	FOUR INTERCEPTIONS THROWN	4 ints, Andy Dalton vs. Cincinnati, 09/23/18
3 ints, Will Grier @ Indianapolis, 12/22/19	THREE INTERCEPTIONS THROWN	3 ints, Aaron Rodgers vs. Green Bay, 12/17/17
2 ints, PJ Walker vs. Detroit, 11/22/20	TWO INTERCEPTIONS THROWN	2 ints, Dwayne Haskins Jr. @ Washington, 12/27/20

## COMBINED YARDS

108 yards/307 yards, Christian McCaffrey/Kyle Allen @ Green Bay, 11/10/19	100-YARD RUSHER AND 300-YARD PASSER	192 yards/341 yards, Ronald Jones II/Tom Brady vs. Tampa Bay, 11/15/20
105 yards/310 yards, Curtis Samuel/Teddy Bridgewater @ Kansas City, 11/08/20	100-YARD RECEIVER AND 300-YARD PASSER	159/113 yards/372 yards, Travis Kelce/Tyreek Hill/Patrick Mahomes @ Kansas City, 11/08/20
108 yards/120 yards, Christian McCaffrey/DJ Moore @ Green Bay, 11/10/19	100-YARD RUSHER AND 100-YARD RECEIVER	121 yards/136 yards, Todd Gurley II/Calvin Ridley @ Atlanta, 10/11/20
108 yards/307 yards/120 yards, Christian McCaffrey/Kyle Allen DJ Moore @ Green Bay, 11/10/19	100-YARD RUSHER, 300-YARD PASSER, 100-YARD RECEIVER	108 yards/374 yards/164 yards, Leonard Fournette/Gardner Minshew II DJ Chark Jr. vs. Jacksonville, 10/06/19

## SPECIAL TEAMS

103 yards, Damiere Byrd: 7-P.Murray kicks 68 yards from TB 35 to CAR -3. 18-D.Byrd for 103 yards, TOUCHDOWN. vs. Tampa Bay, 12/24/17	KICKOFF RETURNED FOR A TOUCHDOWN	99 yards, Andre Roberts: 9-G.Gano kicks 64 yards from CAR 35 to WAS 1. 12-A.Roberts for 99 yards, TOUCHDOWN. vs. Washington, 11/22/15
60 yards, Kaelin Clay: (10:09) 4-L.Edwards punts 37 yards to CAR 40, Center-42-T.Hennessy. 12-K.Clay for 60 yards, TOUCHDOWN. @ N.Y. Jets, 11/26/17	PUNT RETURNED FOR A TOUCHDOWN	83 yards, Dontae Spencer: (10:39) 3-J.Charlton punts 56 yards to DEN 17, Center-44-J.Jansen. 11-D.Spencer for 83 yards, TOUCHDOWN. vs. Denver, 12/13/20

* Never Has Happened *	BLOCKED FIELD GOAL RETURNED FOR A TOUCHDOWN	* Never Has Happened *
------------------------	---	------------------------

* Never Has Happened *	BLOCKED PUNT RETURNED FOR A TOUCHDOWN	Adam Thielen: (7:09) (Punt formation) 8-B.Nortman punt is BLOCKED by 19-A.Thielen, Center-44-J.Jansen, RECOVERED by MIN-19-A.Thielen at CAR 30. 19-A.Thielen for 30 yards, TOUCHDOWN. @ Minnesota, 11/30/14
------------------------	---------------------------------------	---

56 yards, Joey Slye: (2:04) 4-J.Slye 56 yard field goal is GOOD, Center-44-J.Jansen, Holder-3-J.Charlton. vs. Detroit, 11/22/20	MADE FIELD GOAL OF 50 YARDS OR LONGER	51 yards, Mason Crosby: (3:44) 2-M.Crosby 51 yard field goal is GOOD, Center-43-H.Bradley, Holder-6-J.Scott. @ Green Bay, 12/19/20
---	---------------------------------------	--

28 yards, Joey Slye: (5:27) 4-J.Slye 28 yard field goal is BLOCKED (98-D.Wonnum), Center-44-J.Jansen, Holder-3-J.Charlton, RECOVERED by MIN-29-K.Boyd at MIN 20. 29-K.Boyd to MIN 22 for 2 yards (4-J.Slye). @ Minnesota, 11/29/20	BLOCKED FIELD GOAL	49 yards, Dustin Hopkins: (:10) 3-D.Hopkins 49 yard field goal is BLOCKED (77-K.Love), Center-57-N.Sundberg, Holder-5-T.Way, recovered by WAS-72-D.Penn at CAR 32. 72-D.Penn to CAR 30 for 2 yards (25-E.Reid). vs. Washington, 12/01/19
--	--------------------	--

Brad Nortman: (9:45) (Punt formation) 8-B.Nortman punt is BLOCKED by 54-J.Brinkley, Center-44-J.Jansen, RECOVERED by MIN-97-E.Griffin at CAR 43. 97-E.Griffin for 43 yards, TOUCHDOWN. @ Minnesota, 11/30/14	BLOCKED PUNT	Johnny Hekker: (:13:45) 6-J.Hekker punt is BLOCKED by 56-J.Carter, Center-44-J.McQuaide, RECOVERED by CAR-39-R.Bonnafor at LA 9. 39-R.Bonnafor to LA 5 for 4 yards (6-J.Hekker). vs. L.A. Rams, 09/08/19
--	--------------	--

Joey Slye: 4-J.Slye extra point is No Good, Wide Right, Center-44-J.Jansen, Holder-3-J.Charlton. @ Washington, 12/27/20	MISSED PUNT AFTER TOUCHDOWN ATTEMPT	Brandon McManus/Brandon McManus: 8-B.McManus extra point is No Good, Wide Left, Center-46-J.Bobenmoyer, Holder-6-S.Martin 8-B.McManus extra point is No Good, Hit Left Upright, Center-46-J.Bobenmoyer, Holder-6-S.Martin. vs. Denver, 12/13/20
---	-------------------------------------	---

Ryan Succop: 3-R.Succop extra point is Blocked (93-B.Roy), Center-97-Z.Triner, Holder-8-B.Pinoin. vs. Tampa Bay, 11/15/20	POINT AFTER TOUCHDOWN ATTEMPT BLOCKED	Joey Slye: 4-J.Slye extra point is Blocked (98-I.Rochell), Center-44-J.Jansen, Holder-3-J.Charlton. DEFENSIVE TWO-POINT ATTEMPT. 24-N.Adderley recovered the blocked kick. ATTEMPT FAILS. @ L.A. Chargers, 09/27/20
---	---------------------------------------	---

Jermaine Carter Jr.: (Onside Kick formation) 5-M.Palardy kicks onside 13 yards from CAR 35 to CAR 48. RECOVERED by CAR-56-J.Carter. vs. Washington, 12/01/19	SUCCESSFUL ONSIDE KICK	Marwin Evans: 2-M.Crosby kicks onside 13 yards from GB 35 to GB 48, impetus ends at 50. RECOVERED by GB-25-M.Evans. vs. Green Bay, 12/17/17
--	------------------------	---

5 fg, Joey Slye: (29, 24, 30, 22, 31) @ L.A. Chargers, 09/27/20	FIVE FIELD GOALS	5 fg, Matt Bryant: (30, 42, 30, 56, 33) @ Atlanta, 12/31/17
---	------------------	---

4 fg, Joey Slye: (32, 37, 54, 51) vs. Tampa Bay, 09/12/19	FOUR FIELD GOALS	4 fg, Ryan Succop: (23, 24, 21, 40) vs. Tampa Bay, 11/15/20
---	------------------	---

3 fg, Joey Slye: (36, 22, 33) @ Green Bay, 12/19/20	THREE FIELD GOALS	3 fg, Cairo Santos: (31, 55, 31) vs. Chicago, 10/18/20
---	-------------------	--

## TEAM/MISCELLANEOUS

548 yards, Carolina 548, Miami 313 vs. Miami, 11/13/17	500 TOTAL YARDS OF OFFENSE	544 yards, Tampa Bay 544, Carolina 187 vs. Tampa Bay, 11/15/20
--	----------------------------	--

435 yards, Carolina 435, Kansas City 397 @ Kansas City, 11/08/20	400 TOTAL YARDS OF OFFENSE	401 yards, Atlanta 401, Carolina 304 vs. Atlanta, 10/29/20
--	----------------------------	--

# THE LAST TIME

ST: (10:07) T.Moton reported in as eligible. C.Newton left end for 1 yard, TOUCHDOWN.ST: (1:17) (Shotgun) J.Stewart right tackle for 2 yards, TOUCHDOWN.DEF: (12:16) J.McCown sacked at NYJ 36 for -9 yards (W.Horton). FUMBLES (W.Horton) (W.Horton), touched at NYJ 36, RECOVERED by CAR-L.Kuechly at NYJ 34, L.Kuechly for 34 yards, TOUCHDOWN.OFF: (10:09) L.Edwards punts 37 yards to CAR 40, Center-T.Hennessy, K.Clay for 60 yards, TOUCHDOWN. @ N.Y. Jets, 11/26/17

## TOUCHDOWN ON OFFENSE, DEFENSE AND SPECIAL TEAMS

ST: (11:37) (No Huddle, Shotgun) M.Sanchez pass short left to J.Matthews for 13 yards, TOUCHDOWN.ST: (11:50) (No Huddle, Shotgun) M.Sanchez pass short right to J.Matthews for 18 yards, TOUCHDOWN.ST: (11:31) D.Sproles left end for 8 yards, TOUCHDOWN.ST: (7:42) (Shotgun) L.McCoy up the middle for 1 yard, TOUCHDOWN.DEF: (2:21) (Shotgun) C.Newton pass short right intended for J.Avant INTERCEPTED by B.Fletcher at CAR 34, B.Fletcher for 34 yards, TOUCHDOWN.OFF: (3:46) B.Nortman punts 55 yards to PHI 35, Center-J.Jansen, D.Sproles for 65 yards, TOUCHDOWN. @ Philadelphia, 11/10/14

Teddy Bridgewater: TWO-POINT CONVERSION ATTEMPT. 5-T.Bridgewater pass to 11-R.Anderson is complete. ATTEMPT SUCCEEDS. vs. Las Vegas, 09/13/20

MADE TWO-POINT CONVERSION

Kirk Cousins: (Pass formation) TWO-POINT CONVERSION ATTEMPT. 8-K.Cousins pass to 81-O.Johnson is complete. ATTEMPT SUCCEEDS. @ Minnesota, 11/29/20

Teddy Bridgewater: TWO-POINT CONVERSION ATTEMPT. 5-T.Bridgewater pass to 36-T.Cannon is incomplete. ATTEMPT FAILS. vs. Tampa Bay, 11/15/20

FAILED TWO-POINT CONVERSION

Drew Lock: TWO-POINT CONVERSION ATTEMPT. 3-D.Lock pass to 88-N.Vannett is incomplete. ATTEMPT FAILS. Penalty on DEN-71-A.Schlottmann, Illegal Formation, declined. vs. Denver, 12/13/20

Carolina 52, Cincinnati 31 vs. Cincinnati, 12/08/02	50 POINTS	San Francisco 51, Carolina 13 @ San Francisco, 10/27/19
Carolina 42, Tampa Bay 28 vs. Tampa Bay, 11/04/18	40 POINTS	Tampa Bay 46, Carolina 23 vs. Tampa Bay, 11/15/20
Carolina 29, Indianapolis 26 vs. Indianapolis, 11/02/15	OVERTIME WIN	Tampa Bay 27, Carolina 21 vs. Tampa Bay, 11/18/12
Tampa Bay 27, Carolina 21 vs. Tampa Bay, 11/18/12	OVERTIME LOSS	Carolina 29, Indianapolis 26 vs. Indianapolis, 11/02/15
Cincinnati 37, Carolina 37 @ Cincinnati, 10/12/14	OVERTIME TIE	Cincinnati 37, Carolina 37 @ Cincinnati, 10/12/14
0 to, Denver 32, Carolina 27 vs. Denver, 12/13/20	NO TURNOVERS	0 to, Green Bay 24, Carolina 16 @ Green Bay, 12/19/20

***UPDATED***  
***PLAYER BIOS***





**ROBBY**  
**ANDERSON**  
**6'3" // 190**

**TEMPLE**  
**FORT LAUDERDALE, FLA.**

**11**

**WR**

EXPERIENCE (YEARS)

**NFL**

**PANTHERS**

**5**

**1**

BIRTHDATE

**5.9.93**

ACQUIRED

**UFA-20 NYJ**

## NFL RANKINGS

- One of eight NFL receivers with at least 50 catches, 750 yards and five touchdowns in each of the last three seasons.

## PRO CAREER

- Played in all 16 games with the Jets in 2019, including 15 starts...Totaled 52 receptions for 779 yards and five touchdowns...Tied his career-high receiving average of 15.0 yards per catch...Recorded a 92-yard scoring reception against Dallas in Week 5 to mark the second-longest pass play in Jets history...Became the 5th undrafted free agent since 1970 to reach 3,000 receiving yards in his first four seasons.
- Appeared in 14 games with nine starts for the Jets in 2018...Hauled in 50 passes for 752 yards and six touchdowns to lead the team in all categories...Registered the best receiving average of his career with 15.0 yards per catch...Registered four touchdowns of at least 30 yards, including a career-long 76-yard score.
- Started 15 of 16 games for the Jets in 2017...Led the team with a career-high 941 receiving yards and seven touchdowns, and finished second on the squad with 63 receptions...Finished third among all second-year players in receptions and receiving yards, while tying for first in touchdowns...Six of his team-best seven touchdown receptions came in a five-game span from Week 7 to Week 12...Along with WR Jermaine Kearse, part of the only duo in the NFL to both record 100 receiving yards in back-to-back games during the 2017 season, while the pair were just one of seven duos in the league to each record 60 receptions.
- Saw action in all 16 games as a rookie with the Jets in 2016...Made eight starts...Finished the year with 42 receptions for 587 yards and two touchdowns...His 587 receiving yards were the most by an undrafted Jets rookie receiver since 2000, and ranked seventh overall in receiving yardage by a rookie in franchise history...Posted four receptions of 40+ yards as a rookie, trailing only Odell Beckham, Jr. (six), Amari Cooper (six) and Martavius Bryant (five) among rookie receivers the last three seasons.

## TRANSACTIONS

Signed with the New York Jets as an undrafted free agent (5/5/16)...Signed as an unrestricted free agent with Carolina (4/1/20).

## COLLEGE & PERSONAL

Played two years at Temple under current Panthers head coach Matt Rhule...Totaled 114 receptions for 1,730 yards and 16 touchdowns in his career...Ranks eighth in receiving yards in Temple history (1,730) and still holds the single-game school record for receiving yards (239)...Was the Owls leading receiver in seven games as a senior in 2015...Led the Owls in receptions, receiving yards, and touchdowns...Set career highs in receptions (70) and yards (939) in a season - both rank second on the school's all-time list...Selected to play in the East-West Shrine Game...Missed his junior season in 2014 due to being ruled academically ineligible...As a sophomore in 2013 spent time with the second team defense at cornerback in the spring, but quit the team and returned home to Florida...Stayed in contact with Coach Rhule and asked to return to the team in late summer as a non-scholarship athlete...Worked at wide receiver upon his return...Had his breakout game at SMU shattering the school record with 239 receiving yards...Closed the season with his first career three-touchdown game at Memphis giving him nine touchdowns in the final five games...Played in the first six games mostly on special teams as a redshirt freshman in 2012...Redshirted in 2011. Attended Plantation High in Davie, Florida...Also lettered in track...Majored in criminal justice at Temple.

## REGULAR SEASON COMPARISON: RECEIVING - NEW ORLEANS SAINTS

DATE	OPP	W/L	GP/GS	REC	YDS.	AVG.	TD	LG	TGTS	YAC
12/17/17 NYJ @ NO		L	S	5	40	8.0	0	15	12	19
10/25/20 CAR @ NO		L	S	6	74	12.3	0	26	8	35
TOTALS		0/2	2/2	11	114	10.4	0	26	20	54

ROBBY ANDERSON'S NFL REGULAR SEASON RUSHING/RECEIVING STATISTICS

RECEIVING										RUSHING				
DATE	TEAM	GP	GS	NO.	YDS.	AVG.	LG	TD		NO.	YDS.	AVG.	LG	TD
2016	Jets	16	8	42	587	14.0	52	2		3	42	14.0	30	0
2017	Jets	16	15	63	941	14.9	69t	7		3	9	3.0	7	0
2018	Jets	14	9	50	752	15.0	76t	6		2	-8	-4.0	1	0
2019	Jets	16	15	52	779	15.0	92t	5		1	4	4.0	4	0
2020	Panthers	15	15	92	1,056	11.5	75t	3		4	15	3.8	11	0
NFL TOTALS		77	62	299	4,115	13.8	92t	23		13	62	4.8	30	0

ROBBY ANDERSON'S NFL REGULAR SEASON RETURN STATISTICS

KICKOFF RETURNS								PUNT RETURNS					
DATE	TEAM	RET.	YDS.	AVG.	LG	TD		NO.	FC	YDS.	AVG.	LG	TD
2016	Jets	0	0	0.0	0	0		0	0	0	0.0	0	0
2017	Jets	0	0	0.0	0	0		0	0	0	0.0	0	0
2018	Jets	1	13	13.0	13	0		0	0	0	0.0	0	0
2019	Jets	0	0	0.0	0	0		0	0	0	0.0	0	0
2020	Panthers	0	0	0.0	0	0		0	0	0	0.0	0	0
NFL TOTALS		1	13	13.0	13	0		0	0	0	0.0	0	0

SINGLE-GAME HIGHS: RUSHING/RECEIVING

**Rush Attempts** 2 vs. Denver Broncos, Dec 13, 2020  
...1 more at 2.

**Rushing Yards** 30 vs. Baltimore Ravens, Oct 23, 2016

**Longest Runs** 30 vs. Baltimore Ravens, Oct 23, 2016

**Receptions** 9 at Kansas City Chiefs, Nov 08, 2020  
...2 more at 9.

**Receiving Yards** 146 vs. Carolina Panthers, Nov 26, 2017

**Longest Receptions** 92t vs. Dallas Cowboys, Oct 13, 2019

**Receiving TDs** 2 vs. Denver Broncos, Oct 07, 2018  
...1 more at 2.

**All-purpose yards** 153 vs. Green Bay Packers, Dec 23, 2018

**Kickoff Returns** 1 vs. Green Bay Packers, Dec 23, 2018

**Kickoff Return Yards** 13 vs. Green Bay Packers, Dec 23, 2018

**Longest Kickoff Return** 13 vs. Green Bay Packers, Dec 23, 2018

**Miscellaneous Tackles** 2 at Jacksonville Jaguars, Oct 27, 2019  
...1 more at 2.

**Most TDs** 2 vs. Denver Broncos, Oct 07, 2018  
...1 more at 2.


100-YARD RECEIVING GAMES (11): REGULAR SEASON

DATE	TEAM	NO.	YDS.	AVG.	LG	TD
10/29/17	FALCONS	6	104	17.3	32	1
11/26/17	PANTHERS	6	146	24.3	54t	2
12/03/17	CHIEFS	8	107	13.4	26	0
10/07/18	BRONCOS	3	123	41.0	76t	2
12/23/18	PACKERS	9	140	15.6	33t	1
10/13/19	COWBOYS	5	125	25.0	92t	1
12/01/19	at Bengals	7	101	14.4	20	0
12/08/19	DOLPHINS	7	117	16.7	39	1
09/13/20	RAIDERS	6	114	19.0	75t	1
09/20/20	at Buccaneers	9	109	12.1	39	0
10/11/20	at Falcons	8	112	14.0	29	0

2020 GAME-BY-GAME REGULAR SEASON STATISTICS (PANTHERS)

DATE	OPPONENT	P/S	RECEIVING					RUSHING					W/L	SCORE
			NO.	YDS.	AVG.	LG	TD	NO.	YDS.	AVG.	LG	TD		
09/13	Raiders	S	6	114	19.0	75t	1	0	0	0.0	0	0	L	30-34
09/20	at Buccaneers	S	9	109	12.1	39	0	0	0	0.0	0	0	L	17-31
09/27	at Chargers	S	5	55	11.0	18	0	0	0	0.0	0	0	W	21-16
10/04	Cardinals	S	8	99	12.4	24	0	0	0	0.0	0	0	W	31-21
10/11	at Falcons	S	8	112	14.0	29	0	1	3	3.0	3	0	W	23-16
10/18	Bears	S	4	77	19.3	39	0	0	0	0.0	0	0	L	16-23
10/25	at Saints	S	6	74	12.3	26	0	0	0	0.0	0	0	L	24-27
10/29	Falcons	S	5	48	9.6	27	0	0	0	0.0	0	0	L	17-25
11/08	at Chiefs	S	9	63	7.0	22	0	0	0	0.0	0	0	L	31-33
11/15	Buccaneers	S	4	21	5.3	9	0	0	0	0.0	0	0	L	23-46
11/22	Lions	S	7	46	6.6	18	0	0	0	0.0	0	0	W	20-0
11/29	at Vikings	S	4	94	23.5	41t	1	0	0	0.0	0	0	L	27-28
12/13	Broncos	S	8	84	10.5	23	0	2	13	6.5	11	0	L	27-32
12/19	at Packers	S	2	21	10.5	15	0	1	-1	-1.0	-1	0	L	16-24
12/27	at Washington	S	7	39	5.6	14t	1	0	0	0.0	0	0	W	20-13
2020 TOTALS		15-15	92	1,056	11.5	75t	3	4	15	3.8	11	0	5-10	





**ALEX ARMAH**  
**6'2" // 255**  
**WEST GEORGIA**  
**LAWRENCEVILLE, GA.**

**40**  
**FB**

EXPERIENCE (YEARS)		BIRTHDATE	ACQUIRED
NFL	PANTHERS	5.17.94	D6-17
4	4		

### PRO CAREER

- Played in 16 games with one start for the Panthers in 2019, rushing six times for 11 yards and one touchdown...Secured two receptions for six yards.
- Started two games for the Panthers in 2018, making nine carries for 15 yards and two touchdowns...Scored first touchdown on first career rushing attempt vs Dallas (9/9/18).
- Saw action in nine games during his rookie season in 2017, primarily on special teams...Played on multiple special teams units and saw limited action as a fullback...Registered one special teams tackle.

### TRANSACTIONS

Selected in the sixth round (192nd overall) of the NFL Draft by Carolina (4/29/17).

### COLLEGE & PERSONAL

Played in 51 games with 41 starts at West Georgia...Lined up at linebacker, defensive end and tight end...Three-time All-Gulf South Coast Conference honoree...Became the first player in conference history to be named all-conference on offense and defense...Produced 188 tackles, 41.5 tackles for loss, 17.5 sacks, nine quarterback pressures, five forced fumbles, one fumble recovery, one interception and four passes defended...Recorded nine catches for 146 yards and two touchdowns...As a senior in 2016, earned First-team All-Gulf South Conference honors as a defensive end and second-team selection at tight end...Notched 25 tackles, 5.5 tackles for loss, 0.5 sacks, one fumble recovery and one pass defended...Registered eight receptions for 144 yards and one touchdown...As a junior in 2015, named First-team All-Gulf South Conference...Played in 14 games with 12 starts...Ranked second on the Wolves with nine sacks and 14.5 tackles for loss to go along with three quarterback pressures...Compiled 52 tackles and two forced fumbles...As a sophomore in 2014, earned Second-team All-Gulf South Conference honors...Moved to defensive end from linebacker...Attended Dacula (Ga.) HS...Played fullback and H-back on offense and linebacker on defense in high school...Majored in management and marketing at West Georgia.

### REGULAR SEASON COMPARISON: RECEIVING - NEW ORLEANS SAINTS

DATE	OPP	W/L	GP/GS	REC	YDS.	AVG.	TD	LG	TGTS	YAC
12/30/18	CAR @ NO	W	P	1	5	5.0	0	5	1	5
10/25/20	CAR @ NO	L	P	0	0	0	0	0	1	0
TOTALS		1/1	2/0	1	5	5.0	0	5	2	5

### ALEX ARMAH'S NFL REGULAR SEASON RUSHING/RECEIVING STATISTICS

DATE	TEAM	RUSHING							RECEIVING				
		GP	GS	NO.	YDS.	AVG.	LG	TD	NO.	YDS.	AVG.	LG	TD
2017	Panthers	9	0	0	0	0.0	0	0	0	0	0.0	0	0
2018	Panthers	16	2	9	15	1.7	4	2	1	5	5.0	5	0
2019	Panthers	16	1	6	11	1.8	4	1	2	6	3.0	4	0
2020	Panthers	15	1	6	9	1.5	3	0	5	18	3.6	14	0
NFL TOTALS		56	4	21	35	1.7	4	3	8	29	3.6	14	0

### ALEX ARMAH'S NFL POSTSEASON RUSHING/RECEIVING STATISTICS

DATE	TEAM	RUSHING							RECEIVING				
		GP	GS	NO.	YDS.	AVG.	LG	TD	NO.	YDS.	AVG.	LG	TD
2017	Panthers	1	0	0	0	0.0	0	0	0	0	0.0	0	0
NFL TOTALS		1	0	0	0	0.0	0	0	0	0	0.0	0	0

SINGLE-GAME HIGHS: RUSHING/RECEIVING

**Rush Attempts** 2 vs. Las Vegas Raiders, Sep 13, 2020  
...2 more at 2.

**Rushing Yards** 4 at Tampa Bay Buccaneers, Oct 13, 2019  
...3 more at 4.

**Longest Runs** 4 at Arizona Cardinals, Sep 22, 2019  
...2 more at 4.

**Rushing TDs** 1 vs. Los Angeles Rams, Sep 08, 2019  
...2 more at 1.

**Receptions** 2 vs. Tampa Bay Buccaneers, Nov 15, 2020

**Receiving Yards** 14 at Tampa Bay Buccaneers, Sep 20, 2020

**Longest Receptions** 14 at Tampa Bay Buccaneers, Sep 20, 2020

**All-purpose yards** 14 at Tampa Bay Buccaneers, Sep 20, 2020

**Special Teams Tackles** 1 at Arizona Cardinals, Sep 22, 2019  
...4 more at 1.

**Miscellaneous Tackles** 1 vs. Los Angeles Rams, Sep 08, 2019

**Most TDs** 1 vs. Los Angeles Rams, Sep 08, 2019  
...2 more at 1.

2020 GAME-BY-GAME REGULAR SEASON STATISTICS (PANTHERS)

		RUSHING							RECEIVING						
DATE	OPPONENT	P/S	NO.	YDS.	AVG.	LG	TD		NO.	YDS.	AVG.	LG	TD	W/L	SCORE
09/13	Raiders	S	2	1	0.5	1	0		0	0	0.0	0	0	L	30-34
09/20	at Buccaneers	P	0	0	0.0	0	0		1	14	14.0	14	0	L	17-31
09/27	at Chargers	P	0	0	0.0	0	0		0	0	0.0	0	0	W	21-16
10/04	Cardinals	P	1	2	2.0	2	0		0	0	0.0	0	0	W	31-21
10/11	at Falcons	P	1	2	2.0	2	0		0	0	0.0	0	0	W	23-16
10/18	Bears	P	0	0	0.0	0	0		0	0	0.0	0	0	L	16-23
10/25	at Saints	P	1	1	1.0	1	0		0	0	0.0	0	0	L	24-27
10/29	Falcons	P	0	0	0.0	0	0		0	0	0.0	0	0	L	17-25
11/08	at Chiefs	P	0	0	0.0	0	0		0	0	0.0	0	0	L	31-33
11/15	Buccaneers	P	0	0	0.0	0	0		2	-5	-2.5	0	0	L	23-46
11/22	Lions	P	0	0	0.0	0	0		0	0	0.0	0	0	W	20-0
11/29	at Vikings	P	0	0	0.0	0	0		0	0	0.0	0	0	L	27-28
12/13	Broncos	P	0	0	0.0	0	0		1	0	0.0	0	0	L	27-32
12/19	at Packers	P	0	0	0.0	0	0		1	9	9.0	9	0	L	16-24
12/27	at Washington	P	1	3	3.0	3	0		0	0	0.0	0	0	W	20-13
2020 TOTALS		15-1	6	9	1.5	3	0		5	18	3.6	14	0	5-10	



**TRE**  
**BOSTON**  
**6'1" // 205**  
**NORTH CAROLINA**  
**NORTH FORT MYERS, FLA.**

**33**  
**S**

EXPERIENCE (YEARS)		BIRTHDATE	ACQUIRED
NFL	PANTHERS	6.25.92	UFA-19 ARZ
7	5		

**NFL RANKINGS**

- Tied for second among NFL safeties with 11 interceptions over the last three seasons.

**PRO CAREER**

- Started all 16 games for Carolina in 2019 in his return to the team...Posted 68 tackles and tied for the team lead with three interceptions and had 11 pass deflections.
- Played in 14 games, starting 13, with Arizona in 2018...Notched three interceptions and team-high nine pass deflections to go with one forced fumble...Finished with 78 tackles.
- Played in 16 games with 15 starts in 2017 with the Chargers...Posted career-high five interceptions, tying for third among NFL safeties, and tallied career-best 79 tackles alongside eight pass deflections.
- Played in 42 games with 16 starts for the Panthers between 2014-16...Had three total interceptions, including two in 2016...Returned one interception for a touchdown...Tallied 96 total tackles in three seasons with the Panthers.

**TRANSACTIONS**

Drafted by Carolina in the fourth round (128th overall) of the 2014 NFL Draft...Waived by Carolina (5/2/17)...Signed with Los Angeles Chargers (5/15/17)...Signed with Arizona (7/25/18)...Signed with Carolina (7/31/19)...Signed as an unrestricted free agent with Carolina (3/19/20).

**COLLEGE & PERSONAL**

Played four seasons at North Carolina, totaling 282 tackles and 13 interceptions...In senior season, earned All-ACC second team honors after leading the Tar Heels with 85 tackles and four interceptions...Went to North Fort Myers High School in North Fort Myers, Fla.

**REGULAR SEASON COMPARISON: DEFENSIVE - NEW ORLEANS SAINTS**

DATE	OPP	TACKLES										MISC			
		W/L	GP/GS	TOT	SOLO	ASST	SACK	YDS.	INT	TFL	PD	QBH	TD	FF	FR
10/30/14	CAR vs. NO	L	S	7	4	3	0.0	0	0	0	0	0	0	0	0
12/7/14	CAR @ NO	W	S	3	1	2	0.0	0	0	0	2	0	0	0	0
9/27/15	CAR vs. NO	W	P	3	2	1	0.0	0	0	0	0	0	0	0	0
10/16/16	CAR @ NO	L	S	2	2	0	0.0	0	0	0	0	0	0	0	0
11/17/16	CAR vs. NO	W	P	4	3	1	0.0	0	0	0	1	0	0	0	0
11/24/19	CAR @ NO	L	S	5	3	2	0.0	0	1	0	1	0	0	0	0
12/29/19	CAR vs. NO	L	S	5	4	1	0.0	0	0	0	3	0	0	0	0
10/25/20	CAR @ NO	L	S	7	4	3	0.0	0	0	0	0	0	0	0	0
TOTALS		3/5	8/6	36	23	13	0.0	0	1	0	7	0	0	0	0

**TRE BOSTON'S NFL REGULAR SEASON DEFENSIVE STATISTICS**

DATE	TEAM	TACKLES										INTERCEPTIONS					O. FUMB			ST				
		GP	GS	TK	S	A	TFL	YDS	SK	YDS	QBH	NO	YDS	LG	TD	PD	FF	FR	YDS	TK	S	A	FF	FR
2014	Panthers	11	5	23	15	8	0	0	0.0	0.0	0	1	84	84t	1	3	0	0	0	3	3	0	0	0
2015	Panthers	16	1	21	15	6	1	2	0.0	0.0	0	0	0	0	0	0	0	0	0	8	6	2	0	0
2016	Panthers	15	10	52	38	14	5	25	2.0	19.0	4	2	29	22	0	7	0	0	0	1	0	1	0	0
2017	Chargers	16	15	79	56	23	1	1	0.0	0.0	0	5	49	25	0	8	0	0	0	0	0	0	0	0
2018	Cardinals	14	13	78	65	13	1	1	0.0	0.0	3	3	9	9	0	9	1	1	0	1	1	0	0	0
2018	Chargers	0	0	0	0	0	0	0	0.0	0.0	0	0	0	0	0	0	0	0	0	0	0	0	0	0
2018	TOTAL	14	13	78	65	13	1	1	0.0	0.0	3	3	9	9	0	9	1	1	0	1	1	0	0	0
2019	Panthers	16	16	68	53	15	1	4	0.0	0.0	1	3	20	20	0	11	0	0	0	0	0	0	0	0
2020	Panthers	15	15	85	56	29	3	6	0.0	0.0	1	1	2	0	0	4	1	2	0	0	0	0	0	0
NFL TOTALS		103	75	406	298	108	12	39	2.0	19.0	9	15	191	84t	1	42	2	3	0	13	10	3	0	0

### **TRE BOSTON'S NFL POSTSEASON DEFENSIVE STATISTICS**

DATE	TEAM	GP	GS	TACKLES								INTERCEPTIONS					O. FUMB			ST				
				TK	S	A	TFL	YDS	SK	YDS	QBH	NO	YDS	LG	TD	PD	FF	FR	YDS	TK	S	A	FF	FR
2014	Panthers	2	2	5	4	1	0	0	0.0	0.0	0	1	11	11	0	1	0	0	0	0	0	0	0	
2015	Panthers	3	0	3	2	1	1	8	1.0	8.0	1	1	5	5	0	1	0	1	0	0	0	0	0	
NFL TOTALS		5	2	8	6	2	1	8	1.0	8.0	1	2	16	11	0	2	0	1	0	1	1	0	0	0

**SINGLE-GAME HIGHS: DEFENSIVE**

**Total Tackles** 11 vs. Seattle Seahawks, Sep 30, 2018  
**Sacks** 1.0 vs. Tampa Bay Buccaneers, Oct 10, 2016  
 ...1 more at 1.0.

**Passes Defensed** 3 vs. New Orleans Saints, Dec 29, 2019  
...2 more at 3.

**Forced Fumbles** 1 vs. Las Vegas Raiders, Sep 13, 2020  
...1 more at 1.

**Fumble Recoveries** 1 vs. Tampa Bay Buccaneers, Nov 15, 2020  
...2 more at 1.

### **SINGLE-GAME HIGHS - POSTSEASON: DEFENSIVE**

**Total Tackles** 3 at Seattle Seahawks, Jan 10, 2015  
2 vs. Arizona Cardinals, Jan 03, 2015  
1 at Denver Broncos, Feb 07, 2016  
1 vs. Arizona Cardinals, Jan 24, 2016

**Sacks** 1.0 vs. Seattle Seahawks, Jan 17, 2016

**Passes Defensed** 1 vs. Arizona Cardinals, Jan 24, 2016

1 vs. Arizona Cardinals, Jan 03, 2015

**Fumble Recoveries** 1 vs. Arizona Cardinals, Jan 24, 2016

<b>Tackles For Loss</b>	1 at Washington, Dec 27, 2020 ...11 more at 1.
<b>Interceptions</b>	2 at Jacksonville Jaguars, Nov 12, 2017
<b>Interception Return Yards</b>	84 at Atlanta Falcons, Dec 28, 2014
<b>Special Teams Tackles</b>	2 at Seattle Seahawks, Oct 18, 2015

### **SINGLE-GAME HIGHS - POSTSEASON: DEFENSIVE**

**Total Tackles**

- 3 at Seattle Seahawks, Jan 10, 2015
- 2 vs. Arizona Cardinals, Jan 03, 2015
- 1 at Denver Broncos, Feb 07, 2016
- 1 vs. Arizona Cardinals, Jan 24, 2016

**Sacks** 1.0 vs. Seattle Seahawks, Jan 17, 2016

**Passes Defensed** 1 vs. Arizona Cardinals, Jan 24, 2016

1 vs. Arizona Cardinals, Jan 03, 2015

**Fumble Recoveries** 1 vs. Arizona Cardinals, Jan 24, 2016

<b>Tackles For Loss</b>	1 vs. Seattle Seahawks, Jan 17, 2016
<b>Interceptions</b>	1 vs. Arizona Cardinals, Jan 24, 2016

**Interception Return Yards** 11 vs. Arizona Cardinals, Jan 03, 2015

**Special Teams Tackles**

## 2020 GAME-BY-GAME REGULAR SEASON STATISTICS (PANTHERS)

[illegible]



**TEDDY BRIDGEWATER**  
 6'2" // 215  
 LOUISVILLE  
 MIAMI, FLA.

**5**  
**QB**

EXPERIENCE (YEARS)

NFL

PANTHERS

7

1

BIRTHDATE

11.10.92

ACQUIRED

UFA-20 NO

## PRO CAREER

- Appeared in nine games for the Saints in 2019, starting five while filling in for an injured Drew Brees...Led New Orleans to victory in all five starts...Recorded a career-high completion percentage (67.9 percent) and QBR (99.1) while throwing nine touchdowns compared to just two interceptions...Tied a career-high with four touchdown passes in a Week 5 victory over the Buccaneers.
- Saw action in five games with New Orleans in 2018, including one start...Completed 14-of-23 passes (60.9 percent) for 118 yards with one touchdown and one interception...Acquired by the Saints prior to the start of the regular season after spending the preseason with the New York Jets.
- Appeared in just one game for the Vikings during the 2017 season, making a symbolic return to action after suffering a serious knee injury prior to the start of the 2016 season...Returned to the field on Dec. 15 vs. Cincinnati, throwing two passes over the final three drives during his final season with Vikings...Spent first ten weeks on the Reserve/PUP list and didn't play in six of final seven weeks.
- Did not see action in 2016 due to a knee injury suffered in practice leading into preseason finale...Received the Ed Block Courage Award in a vote by teammates after missing the entire season.
- Started all 16 games for the Vikings en route to an 11-5 record and an NFC North title in 2015...Increased his completion percentage (65.3%), passing yards (3,231) and rating (88.7) from rookie season, while decreasing his interceptions (12 to nine) despite starting four more games...Earned his first career Pro Bowl selection...Added 192 yards and three scores on the ground.
- Saw action in 13 games, starting 12, as a rookie with the Vikings in 2014...Completed 259-of-402 passes for 2,919 yards, 14 touchdowns, 12 interceptions and an 85.2 passer rating...Added 209 yards and one rushing TD...Earned Pepsi NFL Rookie of the Year and named PFWA All-Rookie...Four of his six wins as a starter were fourth-quarter comebacks...Led qualified rookies in completion percentage and rating, completing 72.1 percent of his passes for a 103.0 rating the final five weeks.

## TRANSACTIONS

Selected in the first round (32nd overall) of the NFL Draft by the Vikings (5/8/14)...Signed four-year contract with Vikings (5/20/14)...Placed on Injured Reserve by Vikings (9/1/16)...Activated from Reserve/PUP by Vikings (11/8/17)...Signed as an unrestricted free agent by the Jets (3/18/18)...Acquired by Saints from Jets (8/29/18)...Signed with the Panthers as an unrestricted free agent (3/18/20).

## COLLEGE & PERSONAL

Won back-to-back Big East Conference titles (2011-2012) and led Louisville to three bowl appearances, winning two -- the 2012 Allstate Sugar Bowl over fourth-ranked Florida and the 2013 Russell Athletic Bowl over Miami...In his final two seasons, guided the Cardinals to a 23-3 record...Played in 39 career games and completed 781-of-1142 passes (school-record 68.4 percent) for 9,817 yards with 72 touchdowns and only 24 interceptions...Also rushed for six touchdowns...In last season (2013), was named second-team All-AAC...2012 Big East Offensive Player of the Year as team won second straight Big East title...Named Most Valuable Player of the 2013 Sugar Bowl win over the University of Florida...Earned bachelor's degree sports administration in Dec. 2013.

Three-year starter for Northwestern (Miami, Fla.) HS...The second-ranked dual-threat QB in the country by Rivals.com as a senior...Selected to the US Army All-American Bowl...Guided team to Class 6A state semi as a senior...Set the Dade County single-game record with seven touchdown passes vs. Hialeah-Miami Lakes High School...Mother, Rose Murphy, is a breast cancer survivor...Served as Grand Marshall of the 2015 Kentucky Derby and gave "Riders Up" command at the start of race...Honored as a Louisville Distinguished Alumni in 2015...Enjoys photography as a hobby...Inspired the children's book, "Little Bear Teddy: Big Dream Come True," written by his girlfriend, Erika Cardona.

## TEDDY BRIDGEWATER'S NFL REGULAR SEASON PASSING/RUSHING STATISTICS

DATE	TEAM	PASSING													RUSHING				
		GP	GS	ATT.	CMP.	PCT.	YDS	AVG.	TD	INT.	LG	SK	LST	RATE	NO.	YDS.	AVG.	LG	TD
2014	Vikings	13	12	402	259	64.4	2,919	7.3	14	12	87t	39	249	85.2	47	209	4.4	16	1
2015	Vikings	16	16	447	292	65.3	3,231	7.2	14	9	52	44	307	88.7	44	192	4.4	19	3
2016	Vikings	0	0	0	0	0.0	0	0.0	0	0	0	0	0	0.0	0	0	0.0	0	0
2017	Vikings	1	0	2	0	0.0	0	0.0	0	1	0	0	0	0.0	3	-3	-1.0	0	0
2018	Saints	5	1	23	14	60.9	118	5.1	1	1	18	2	8	70.6	11	5	0.5	9	0
2019	Saints	9	5	196	133	67.9	1,384	7.1	9	2	45	12	89	99.1	28	31	1.1	11	0
2020	Panthers	14	14	469	327	69.7	3,557	7.6	15	9	75t	30	195	94.5	50	272	5.4	18t	5
TOTALS		58	48	1,539	1,025	66.6	11,209	7.3	53	34	87t	127	848	90.2	183	706	3.9	19	9

TEDDY BRIDGEWATER'S NFL POSTSEASON PASSING/RUSHING STATISTICS

DATE	TEAM	PASSING														RUSHING				
		GP	GS	ATT.	CMP.	PCT.	YDS	AVG.	TD	INT.	LG	SK	LST	RATE	NO.	YDS.	AVG.	LG	TD	
2015	Vikings	1	1	24	17	70.8	146	6.1	0	0	24	3	21	86.5	3	0	0.0	2	0	
2017	Vikings	0	0	0	0	0.0	0	0.0	0	0	0	0	0	0.0	0	0	0.0	0	0	
2018	Saints	0	0	0	0	0.0	0	0.0	0	0	0	0	0	0.0	0	0	0.0	0	0	
2019	Saints	0	0	0	0	0.0	0	0.0	0	0	0	0	0	0.0	0	0	0.0	0	0	
TOTALS		1	1	24	17	70.8	146	6.1	0	0	24	3	21	86.5	3	0	0.0	2	0	

SINGLE-GAME HIGHS: QUARTERBACK

Pass Attempts 49 at Kansas City Chiefs, Nov 08, 2020  
Pass Completions 36 at Kansas City Chiefs, Nov 08, 2020  
Yards Passing 367 at Tampa Bay Buccaneers, Sep 20, 2020  
TD Passes 4 vs. Tampa Bay Buccaneers, Oct 06, 2019  
...1 more at 4.

Long Passes 87t vs. New York Jets, Dec 07, 2014  
Completion Percentage 85.0 vs. Chicago Bears, Dec 20, 2015

SINGLE-GAME HIGHS - POSTSEASON: QUARTERBACK

Pass Attempts 24 vs. Seattle Seahawks, Jan 10, 2016  
Pass Completions 17 vs. Seattle Seahawks, Jan 10, 2016  
Yards Passing 146 vs. Seattle Seahawks, Jan 10, 2016  
Long Passes 24 vs. Seattle Seahawks, Jan 10, 2016  
18 vs. Seattle Seahawks, Jan 10, 2016  
13 vs. Seattle Seahawks, Jan 10, 2016  
12 vs. Seattle Seahawks, Jan 10, 2016  
11 vs. Seattle Seahawks, Jan 10, 2016

Passer Rating 154.4 vs. Chicago Bears, Dec 20, 2015  
Rush Attempts 8 vs. Chicago Bears, Oct 18, 2020  
Rushing Yards 48 vs. Chicago Bears, Oct 18, 2020  
Longest Runs 19 at Chicago Bears, Nov 01, 2015  
Rushing TDs 1 at Green Bay Packers, Dec 19, 2020  
...8 more at 1.

Completion Percentage 70.8 vs. Seattle Seahawks, Jan 10, 2016  
Passer Rating 86.5 vs. Seattle Seahawks, Jan 10, 2016  
Rush Attempts 3 vs. Seattle Seahawks, Jan 10, 2016  
Longest Runs 2 vs. Seattle Seahawks, Jan 10, 2016

300-YARD PASSING GAMES (9): REGULAR SEASON

DATE	TEAM	NO.	YDS.	AVG.	LG	TD
09/28/14	FALCONS	19	317	16.7	52	0
12/07/14	JETS	19	309	16.3	87t	2
12/14/14	at Lions	31	315	10.2	40	1
10/25/15	at Lions	25	316	12.6	49	2
12/10/15	at Cardinals	25	335	13.4	41	1
10/06/19	BUCCANEERS	26	314	12.1	42	4
09/20/20	at Buccaneers	33	367	11.1	39	0
10/11/20	at Falcons	27	313	11.6	57t	2
11/08/20	at Chiefs	36	310	8.6	28	2

2020 GAME-BY-GAME REGULAR SEASON STATISTICS (PANTHERS)

DATE	OPPONENT	P/S	PASSING											RUSHING					
			ATT	CMP	YDS	PCT	Y/A	Y/C	TD	INT	LG	SK/YD	RATE	ATT	YDS	LG	TD	W/L	SCORE
09/13	Raiders	S	34	22	269	64.7	7.9	12.2	1	0	75t	1/10	98.8	4	26	13	0	L	30-34
09/20	at Buccaneers	S	42	33	367	78.6	8.7	11.1	0	2	39	5/27	83.2	0	0	0	0	L	17-31
09/27	at Chargers	S	28	22	235	78.6	8.4	10.7	1	0	38	2/14	113.5	2	12	6	0	W	21-16
10/04	Cardinals	S	37	26	276	70.3	7.5	10.6	2	1	24	0/0	98.5	6	32	18t	1	W	31-21
10/11	at Falcons	S	36	27	313	75.0	8.7	11.6	2	0	57t	0/0	119.3	3	3	2	0	W	23-16
10/18	Bears	S	29	16	216	55.2	7.4	13.5	0	2	39	4/25	50.4	8	48	11	0	L	16-23
10/25	at Saints	S	28	23	254	82.1	9.1	11.0	2	0	74t	1/8	128.3	2	10	5	0	L	24-27
10/29	Falcons	S	23	15	176	65.2	7.7	11.7	1	1	42	3/22	84.7	5	30	14	0	L	17-25
11/08	at Chiefs	S	49	36	310	73.5	6.3	8.6	2	0	28	2/7	103.3	2	19	15	1	L	31-33
11/15	Buccaneers	S	24	18	136	75.0	5.7	7.6	2	1	38	1/5	98.6	3	16	8	1	L	23-46
11/22	Lions		GAME INACTIVE															W	20-0
11/29	at Vikings	S	36	19	267	52.8	7.4	14.1	1	1	41t	0/0	74.7	2	12	8	0	L	27-28
12/13	Broncos	S	40	30	283	75.0	7.1	9.4	0	0	32	4/38	94.1	3	31	14	1	L	27-32
12/19	at Packers	S	35	21	258	60.0	7.4	12.3	0	0	40	3/9	82.8	4	26	13t	1	L	16-24
12/27	at Washington	S	28	19	197	67.9	7.0	10.4	1	1	44	4/30	85.0	6	7	7	0	W	20-13
2020 TOTALS		14-14	469	327	3,557	69.7	7.6	10.9	15	9	75t	30/195	94.5	50	272	18t	5	5-10	



**DERRICK  
BROWN**  
**6'5" // 318**

**AUBURN**  
**BUFORD, GA.**

**95**  
**DT**

EXPERIENCE (YEARS)

**NFL**

**PANTHERS**

**R**

**R**

BIRTHDATE

**4.15.98**

ACQUIRED

**D1-20**

**TRANSACTIONS**

Drafted by the Panthers in the first round (7th overall) of the 2020 NFL Draft...Placed on Carolina's reserve/COVID-19 list (12/7/20)...Removed from reserve/COVID-19 list and placed on the active roster (12/11/20).

**COLLEGE & PERSONAL**

Earned unanimous consensus All-America honors as a senior in 2019...Outland, Nagurski and Bednarik finalist ...Was a three-year starter and team captain...Notched 170 career tackles, 13.0 sacks and 33.5 tackles for loss...Named to a number of preseason First-Team All-America teams...Earned an invitation to the Reese's Senior Bowl...As a junior receive Second-Team All-SEC honors...Recorded 48 tackles, 10.5 TFL and 4.5 sacks for season...As a sophomore in 2017, started at defensive tackle...Made 56 tackles for the year, including 3.5 sacks and 9 TFLs...Named to the SEC Academic Honor Roll, Academic Top Tiger and SEC Student-Athlete Leadership Council for football...Played in all 13 games as a freshman in 2016...Made 11 tackles and recorded 1.0 sack...Named to SEC First-Year Academic Honor Roll and SEC Student-Athlete Leadership Council for football.

Attended Lanier High School in Sugar Hill, Georgia...Recorded a career 270 tackles, 81 TFL and 33.5 sacks for Coach Corey Mobbs...Named the U.S. Army All-American Bowl defensive player of year and the MaxPreps national player of year...Also a basketball letterman...Birthday is April 15...Son of Martha and James Brown...Has two siblings, Mikaelia and Kameron... Graduated from the College of Business.

**REGULAR SEASON COMPARISON: DEFENSIVE - NEW ORLEANS SAINTS**

DATE	OPP	TACKLES										MISC				
		W/L	GP/GS	TOT	SOLO	ASST	SACK	YDS.	INT	TFL	PD	QBH	TD	FF	FR	
10/25/20	CAR @ NO	L	S	1	0	1	0.0	0	0	0	0	0	0	0	0	0
TOTALS		0/1	1/1	1	0	1	0.0	0	0	0	0	0	0	0	0	0

**DERRICK BROWN'S NFL REGULAR SEASON DEFENSIVE STATISTICS**

		TACKLES										INTERCEPTIONS					O. FUMB			ST				MISC		
DATE	TEAM	GP	GS	TK	S	A	TFL	YDS	SK	YDS	QBH	NO	YDS	LG	TD	PD	FF	FR	YDS	TK	S	A	FF	FR	S	A
2020	Panthers	15	14	33	21	12	8	41	2.0	15.0	11	0	0	0	0	4	0	0	0	0	0	0	0	0	0	0
NFL TOTALS		15	14	33	21	12	8	41	2.0	15.0	11	0	0	0	0	4	0	0	0	0	0	0	0	0	0	0

**SINGLE-GAME HIGHS: DEFENSIVE**

**Total Tackles** 5 at Los Angeles Chargers, Sep 27, 2020  
**Sacks** 2.0 at Green Bay Packers, Dec 19, 2020

**Passes Defensed** 2 at Washington, Dec 27, 2020  
...1 more at 2.  
**Tackles For Loss** 3 at Los Angeles Chargers, Sep 27, 2020

2020 GAME-BY-GAME REGULAR SEASON STATISTICS (PANTHERS)

DATE	OPPONENT	P/S	TACKLES							INTERCEPTIONS				O. FUMB			ST			MISC			SCORE			
			TK	S	A	SK	YDS	TFL	YDS	QBH	NO	YDS	LG	TD	PD	FF	FR	YDS	TK	S	A	FF		FR	S	A
09/13	Raiders	S	2	1	1	0.0	0.0	1	1	0	0	0	0	0	2	0	0	0	0	0	0	0	0	0	L	30-34
09/20	at Buccaneers	S	1	1	0	0.0	0.0	0	0	0	0	0	0	0	0	0	0	0	0	0	0	0	0	0	L	17-31
09/27	at Chargers	S	5	4	1	0.0	0.0	3	19	0	0	0	0	0	0	0	0	0	0	0	0	0	0	0	W	21-16
10/04	Cardinals	S	2	2	0	0.0	0.0	1	3	0	0	0	0	0	0	0	0	0	0	0	0	0	0	0	W	31-21
10/11	at Falcons	S	0	0	0	0.0	0.0	0	0	0	0	0	0	0	0	0	0	0	0	0	0	0	0	0	W	23-16
10/18	Bears	S	3	2	1	0.0	0.0	1	3	1	0	0	0	0	0	0	0	0	0	0	0	0	0	0	L	16-23
10/25	at Saints	S	1	0	1	0.0	0.0	0	0	0	0	0	0	0	0	0	0	0	0	0	0	0	0	0	L	24-27
10/29	Falcons	S	4	1	3	0.0	0.0	0	0	0	0	0	0	0	0	0	0	0	0	0	0	0	0	0	L	17-25
11/08	at Chiefs	S	4	3	1	0.0	0.0	0	0	1	0	0	0	0	0	0	0	0	0	0	0	0	0	0	L	31-33
11/15	Buccaneers	S	3	1	2	0.0	0.0	0	0	1	0	0	0	0	0	0	0	0	0	0	0	0	0	0	L	23-46
11/22	Lions	S	0	0	0	0.0	0.0	0	0	2	0	0	0	0	0	0	0	0	0	0	0	0	0	0	W	20-0
11/29	at Vikings	S	2	1	1	0.0	0.0	0	0	2	0	0	0	0	0	0	0	0	0	0	0	0	0	0	L	27-28
12/13	Broncos	P	2	1	1	0.0	0.0	0	0	1	0	0	0	0	0	0	0	0	0	0	0	0	0	0	L	27-32
12/19	at Packers	S	3	3	0	2.0	15.0	2	15	2	0	0	0	0	0	0	0	0	0	0	0	0	0	0	L	16-24
12/27	at Washington	S	1	1	0	0.0	0.0	0	0	1	0	0	0	0	2	0	0	0	0	0	0	0	0	0	W	20-13
2020 TOTALS		15-14	33	21	12	2.0	15.0	8	41	11	0	0	0	0	4	0	0	0	0	0	0	0	0	0	5-10	

DEFENSIVE STATISTICS

		TACKLES										INTERCEPTIONS				FUMBLES		
DATE	TEAM	GP	GS	TK	S	A	TFL	YDS	SK	YDS	QBH	NO	YDS	LG	TD	PD	FF	FR
2016	Auburn	13	0	11	3	8	1.5	10	1	9	0	0	0	0	0	1	0	1
2017	Auburn	14	14	56	28	28	9	26	3.5	16	3	0	0	0	0	1	2	0
2018	Auburn	13	13	48	24	24	10.5	48	4.5	39	6	0	0	0	0	2	1	1
2019	Auburn	13	13	55	34	22	12.5	49	4.0	29	2	0	0	0	0	4	2	2
NFL TOTALS		53	40	170	88	82	33.5	129	15.0	93	11	0	0	0	0	8	5	4





**BRIAN  
BURNS**  
6'5" // 250  
FLORIDA STATE  
FORT LAUDERDALE, FLA.

**53**  
**DE**

EXPERIENCE (YEARS)

NFL

PANTHERS

2

2

BIRTHDATE

4.23.98

ACQUIRED

D1-19

## NFL RANKINGS

- Tallied 7.5 sacks in 2019 season, fourth-most among NFL rookies.

## PRO CAREER

- Played in 16 games with five starts in 2019 season.
- Posted 7.5 sacks to go with 23 tackles, one forced fumble and one fumble recovery return for a TD.

## TRANSACTIONS

Drafted by Carolina in the first round (16th overall) of the 2019 NFL Draft (4/25/19).

## COLLEGE & PERSONAL

Appeared in 38 games with 25 starts for Florida State and recorded 124 tackles, including 39.5 for loss with 24.0 sacks, seven forced fumbles, seven pass breakups, three blocked kicks and two fumble recoveries...sacks total of 24.0 ranked fifth in program history...ranked eighth on FSU's all-time career tackles for loss list with 39.5...In 2018, was named to Phil Steele's All-America team, All-ACC First Team and Bednarik Award semifinalist...produced 52 tackles, including 15.5 for loss with 10.0 sacks, eight quarterback hurries, three forced fumbles, three pass breakups and one fumble recovery...ranked first in the ACC and eighth in the NCAA with 0.83 sacks per game, while leading the ACC in tackles for loss...In 2017, recorded 48 tackles, including 13.5 for loss and 4.5 sacks, three forced fumbles and two blocked punts, tying for first in the conference...In 2016, earned Freshman All-American honors from a number of publications after he led all NCAA freshmen with 9.5 sacks, the most by an FSU freshman since 1977...Attended American Heritage High School in Fort Lauderdale, Fla...Brother, Stanley McClover, was drafted by Carolina in 2006.

## REGULAR SEASON COMPARISON: DEFENSIVE - NEW ORLEANS SAINTS

DATE	OPP	TACKLES										MISC				
		W/L	GP/GS	TOT	SOLO	ASST	SACK	YDS.	INT	TFL	PD	QBH	TD	FF	FR	
11/24/19	CAR @ NO	L	P	1	1	0	1.0	6	0	1	0	1	0	0	0	0
12/29/19	CAR vs. NO	L	P	2	1	1	1.0	3	0	1	0	2	0	0	0	0
10/25/20	CAR @ NO	L	S	7	1	6	1.0	10	0	0	1	1	0	1	0	0
TOTALS		0/3	3/1	10	3	7	3.0	19	0	2	1	4	0	1	0	0

## BRIAN BURNS' NFL REGULAR SEASON DEFENSIVE STATISTICS

TACKLES											INTERCEPTIONS					O. FUMB			ST					
DATE	TEAM	GP	GS	TK	S	A	TFL	YDS	SK	YDS	QBH	NO	YDS	LG	TD	PD	FF	FR	YDS	TK	S	A	FF	FR
2019	Panthers	16	5	23	17	6	5	28	7.5	34.0	16	0	0	0	0	0	1	1	56	2	2	0	0	0
2020	Panthers	15	14	59	35	24	8	51	9.0	78.0	21	0	0	0	0	4	3	0	0	0	0	0	0	0
NFL TOTALS		31	19	82	52	30	13	79	16.5	112.0	37	0	0	0	0	4	4	1	56	2	2	0	0	0

## SINGLE-GAME HIGHS: DEFENSIVE

**Total Tackles** 7 at New Orleans Saints, Oct 25, 2020  
**Sacks** 2.0 at Green Bay Packers, Dec 19, 2020  
...1 more at 2.0.  
**Passes Defensed** 1 at Washington, Dec 27, 2020  
...3 more at 1.  
**Forced Fumbles** 1 at New Orleans Saints, Oct 25, 2020  
...3 more at 1.

**Fumble Recoveries** 1 vs. Jacksonville Jaguars, Oct 06, 2019  
**Tackles For Loss** 2 at Green Bay Packers, Dec 19, 2020  
...1 more at 2.  
**Special Teams Tackles** 1 at Indianapolis Colts, Dec 22, 2019  
...1 more at 1.

### 2020 GAME-BY-GAME REGULAR SEASON STATISTICS (PANTHERS)

[illegible]



**JUSTIN  
BURRIS**  
6'0" // 210  
NORTH CAROLINA STATE  
RALEIGH, N.C.

**31**  
**S**

EXPERIENCE (YEARS)

NFL

PANTHERS

5

1

BIRTHDATE

8.4.93

ACQUIRED

UFA-20 CLE

### PRO CAREER

- Appeared in 14 games with the Browns in 2019, including nine starts...Posted career-highs in interceptions (2), tackles (30), passes defended (7) and sacks (1.0)...Earned the team's 2019 Ed Block Courage Award recipient, an annual award that honors one player from each NFL team that shows courage on and off the field.
- Signed by the Browns off of the Jets' practice squad prior to Week 10 of the 2018 season...Contributed on special teams in Cleveland's final four games, totaling two special teams tackles...Played in four games with NY Jets.
- Played in 14 games with the Jets in 2017, including one start...Finished the year with 18 solo tackles, two passes defended, one forced fumble, one fumble recovery and one interception...Picked off Buffalo QB Tyrod Taylor and returned it 48 yards for the unit's longest INT return of the season.
- Played in all 16 games for the Jets as a rookie in 2016 with one start...Notched 10 tackles and five passes defended...Ranked third on the team with six special teams tackles...Made first career interception during first career start at cornerback in Week 15 against Miami.

### TRANSACTIONS

Selected in the fourth round (118th overall) of the NFL Draft by the New York Jets (4/30/16)...Waived by the Jets (10/27/18)...Signed to the Jets' practice squad (10/29/18)...Signed to the Browns active roster (11/7/18)...Waived by Cleveland (9/1/19)...Signed by Oakland (9/13/19)...Waived by Oakland (9/19/19)...Claimed off waivers by Cleveland (9/20/19)...Signed as an unrestricted free agent with Carolina (3/20/20)...Placed on injured reserve by Carolina (10/20/20)...Designated to return from the reserve/injured list (11/10/20)...Activated to Carolina's active roster from the reserve/injured list (11/14/20).

### COLLEGE & PERSONAL

Appeared in 51 career games with 39 starts at North Carolina State...Finished his career with six interceptions, 165 tackles and a sack...Started all 13 games of his senior season in 2015, recording 38 tackles and an interception...Earned a degree in business administration...Attended Needham Broughton High School in Raleigh, N.C.

### REGULAR SEASON COMPARISON: DEFENSIVE - NEW ORLEANS SAINTS

DATE	OPP	TACKLES										MISC				
		W/L	GP/GS	TOT	SOLO	ASST	SACK	YDS.	INT	TFL	PD	QBH	TD	FF	FR	FR
12/17/17 NYJ @ NO		L	S	1	1	0	0.0	0	0	0	0	0	0	0	0	0
TOTALS		0/1	1/1	1	1	0	0.0	0	0	0	0	0	0	0	0	0

### JUSTIN BURRIS' NFL REGULAR SEASON DEFENSIVE STATISTICS

		TACKLES										INTERCEPTIONS					O. FUMB			ST				
DATE	TEAM	GP	GS	TK	S	A	TFL	YDS	SK	YDS	QBH	NO	YDS	LG	TD	PD	FF	FR	YDS	TK	S	A	FF	FR
2016	Jets	16	1	10	9	1	0	0	0.0	0.0	0	1	0	0	0	5	0	0	0	6	4	2	0	0
2017	Jets	14	1	18	18	0	1	4	0.0	0.0	0	1	48	48	0	2	1	1	0	3	1	2	0	0
2018	Jets	4	0	0	0	0	0	0	0.0	0.0	0	0	0	0	0	0	0	0	0	0	0	0	0	0
2018	Browns	4	0	0	0	0	0	0	0.0	0.0	0	0	0	0	0	0	0	0	0	2	2	0	0	0
2018	TOTAL	8	0	0	0	0	0	0	0.0	0.0	0	0	0	0	0	0	0	0	0	2	2	0	0	0
2019	Raiders	0	0	0	0	0	0	0	0.0	0.0	0	0	0	0	0	0	0	0	0	0	0	0	0	0
2019	Browns	14	9	30	24	6	2	1	1.0	14.0	2	2	42	27	0	7	1	0	0	2	2	0	0	0
2019	TOTAL	14	9	30	24	6	2	1	1.0	14.0	2	2	42	27	0	7	1	0	0	2	2	0	0	0
2020	Panthers	12	11	52	34	18	3	4	0.0	0.0	1	1	0	0	0	4	0	0	0	0	0	0	0	0
NFL TOTALS		64	22	110	85	25	6	9	1.0	14.0	3	5	90	48	0	18	2	1	0	13	9	4	0	0

### ***SINGLE-GAME HIGHS: DEFENSIVE***

<b>Total Tackles</b>	8 at Los Angeles Chargers, Sep 27, 2020
<b>Sacks</b>	1.0 vs. Pittsburgh Steelers, Nov 14, 2019
<b>Passes Defensed</b>	2 vs. Detroit Lions, Nov 22, 2020 ...3 more at 2.
<b>Forced Fumbles</b>	1 vs. Pittsburgh Steelers, Nov 14, 2019 ...1 more at 1.
<b>Fumble Recoveries</b>	1 vs. Buffalo Bills, Nov 02, 2017

<b>Tackles For Loss</b>	1 vs. Detroit Lions, Nov 22, 2020 ...5 more at 1.
<b>Interceptions</b>	1 at Atlanta Falcons, Oct 11, 2020 ...4 more at 1.
<b>Interception Return Yards</b>	48 at Buffalo Bills, Sep 10, 2017
<b>Special Teams Tackles</b>	2 vs. Seattle Seahawks, Oct 02, 2016

## 2020 GAME-BY-GAME REGULAR SEASON STATISTICS (PANTHERS)

[illegible]



TRENTON  
CANNON

5'11" // 185

VIRGINIA STATE  
HAMPTON, VA.

36

RB

EXPERIENCE (YEARS)

NFL

PANTHERS

3

1

BIRTHDATE

7.23.94

ACQUIRED

WV-20 NYJ

### PRO CAREER

- Only saw action in four games for New York in 2019 before being placed on injured reserve.
- Played in 16 games for the Jets in 2018, tallying 17 catches for 144 yards receiving and another 113 rushing yards and one rushing touchdown.

### TRANSACTIONS

Drafted in the sixth round of the 2018 Draft by the New York Jets...Placed on injured reserve with the Jets (11/1/19)...Waived by the Jets (8/3/20)...Claimed off waivers by Carolina (8/4/20).

### COLLEGE & PERSONAL

After playing one season for Shepherd University, transferred to Virginia State...Totaled 4,035 rushing yards and 44 rushing touchdowns in just three seasons at Virginia State...Attended Kecoughtan High School in Hampton, Va.

### TRENTON CANNON'S NFL REGULAR SEASON RUSHING/RECEIVING STATISTICS

DATE	TEAM	GP	GS	RUSHING					RECEIVING				
				NO.	YDS.	AVG.	LG	TD	NO.	YDS.	AVG.	LG	TD
2018	Jets	16	0	38	113	3.0	21	1	17	144	8.5	35	0
2019	Jets	4	0	0	0	0.0	0	0	0	0	0.0	0	0
2020	Panthers	13	0	10	33	3.3	13	0	3	16	5.3	19	0
NFL TOTALS		33	0	48	146	3.0	21	1	20	160	8.0	35	0

### TRENTON CANNON'S NFL REGULAR SEASON RETURN STATISTICS

		KICKOFF RETURNS					PUNT RETURNS					
DATE	TEAM	RET.	YDS.	AVG.	LG	TD	NO.	FC	YDS.	AVG.	LG	TD
2018	Jets	1	20	20.0	20	0	0	1	0	0.0	0	0
2019	Jets	5	96	19.2	28	0	0	0	0	0.0	0	0
2020	Panthers	9	277	30.8	98	0	0	0	0	0.0	0	0
NFL TOTALS		15	393	26.2	98	0	0	1	0	0.0	0	0


### SINGLE-GAME HIGHS: RUSHING/RECEIVING

Rush Attempts 7 vs. Houston Texans, Dec 15, 2018  
Rushing Yards 30 vs. Buffalo Bills, Nov 11, 2018  
Longest Runs 21 vs. Buffalo Bills, Nov 11, 2018  
Rushing TDs 1 at Buffalo Bills, Dec 09, 2018  
Receptions 4 vs. Minnesota Vikings, Oct 21, 2018  
Receiving Yards 69 vs. Minnesota Vikings, Oct 21, 2018  
Longest Receptions 35 vs. Minnesota Vikings, Oct 21, 2018

All-purpose yards 151 vs. Tampa Bay Buccaneers, Nov 15, 2020  
Kickoff Returns 3 at Green Bay Packers, Dec 19, 2020  
...2 more at 3.  
Kickoff Return Yards 151 vs. Tampa Bay Buccaneers, Nov 15, 2020  
Longest Kickoff Return 98 vs. Tampa Bay Buccaneers, Nov 15, 2020  
Fair Catches 1 vs. Denver Broncos, Oct 07, 2018  
Special Teams Tackles 2 vs. Cleveland Browns, Sep 16, 2019  
...3 more at 2.  
Most TDs 1 at Buffalo Bills, Dec 09, 2018

2020 GAME-BY-GAME REGULAR SEASON STATISTICS (PANTHERS)

DATE	OPPONENT	P/S	RUSHING					RECEIVING					W/L	SCORE
			NO.	YDS.	AVG.	LG	TD	NO.	YDS.	AVG.	LG	TD		
09/13	Raiders	P	0	0	0.0	0	0	0	0	0.0	0	0	L	30-34
09/20	at Buccaneers	P	0	0	0.0		0	0	0	0.0	0	0	L	17-31
09/27	at Chargers		GAME INACTIVE										W	21-16
10/04	Cardinals		GAME INACTIVE										W	31-21
10/11	at Falcons	P	2	-1	-0.5	2	0	0	0	0.0	0	0	W	23-16
10/18	Bears	P	3	12	4.0	10	0	2	15	7.5	19	0	L	16-23
10/25	at Saints	P	1	7	7.0	7	0	0	0	0.0	0	0	L	24-27
10/29	Falcons	P	0	0	0.0	0	0	0	0	0.0	0	0	L	17-25
11/08	at Chiefs	P	0	0	0.0	0	0	0	0	0.0	0	0	L	31-33
11/15	Buccaneers	P	0	0	0.0	0	0	0	0	0.0	0	0	L	23-46
11/22	Lions	P	0	0	0.0	0	0	0	0	0.0	0	0	W	20-0
11/29	at Vikings	P	3	17	5.7	13	0	1	1	1.0	1	0	L	27-28
12/13	Broncos	P	1	-2	-2.0	-2	0	0	0	0.0	0	0	L	27-32
12/19	at Packers	P	0	0	0.0	0	0	0	0	0.0	0	0	L	16-24
12/27	at Washington	P	0	0	0.0	0	0	0	0	0.0	0	0	W	20-13
2020 TOTALS		13-0	10	33	3.3	13	0	3	16	5.3	19	0	5-10	



**JERMAINE  
CARTER JR.**  
**6'1" // 225**  
**MARYLAND**  
**ROCKVILLE, MD.**

**56**  
**LB**

EXPERIENCE (YEARS)		BIRTHDATE	ACQUIRED
NFL	PANTHERS	1.14.95	D5-18
3	3		

### PRO CAREER

- Started five games and played in all 16 games for Carolina in 2019...Tallied 25 tackles and 0.5 sacks on the season.
- In 2018, saw action in all 16 games, starting one. He tallied 11 tackles in the season and one quarterback pressure...His first career start came in Week 16 in place of injured linebacker Shaq Thompson.

### TRANSACTIONS

Drafted by the Carolina Panthers in the fifth round of the 2018 Draft (161st overall).

### COLLEGE & PERSONAL

Started all 37 games at middle linebacker for Maryland from 2015-2017...Compiled 337 career tackles with 9.5 sacks and one interception which he returned for a touchdown...Led team in tackles in three consecutive seasons, becoming fifth Maryland player since 1969 to achieve the feat...He was a three-time All-Big Ten honorable mention selection...Named to Bednarik and Butkus Award Watch List in 2017...In 2017, led team with 90 tackles and 3.5 sacks...Tied for Big Ten lead with four forced fumbles...Notched career-high 110 tackles in 2016 and ranked seventh in the Big Ten in tackles per game...Finished second on team with 6.0 sacks and third with 9.0 tackles for loss...Compiled 103 tackles in 2015 and ranked second on team with 14.0 tackles for loss, most by a Maryland linebacker since 2002...Led team with two forced fumbles in redshirt-freshman season in 2014...Served a redshirt season in 2013...Went to Friendship Collegiate Academy in Washington, D.C.

### REGULAR SEASON COMPARISON: DEFENSIVE - NEW ORLEANS SAINTS

DATE	OPP	TACKLES										MISC				
		W/L	GP/GS	TOT	SOLO	ASST	SACK	YDS.	INT	TFL	PD	QBH	TD	FF	FR	
12/30/18	CAR @ NO	W	P	5	3	2	0.0	0	0	0	0	0	0	0	0	0
12/29/19	CAR vs. NO	L	S	10	7	3	0.0	0	0	1	0	0	0	0	0	0
10/25/20	CAR @ NO	L	P	1	0	1	0.0	0	0	0	0	0	0	0	0	0
TOTALS		1/2	3/1	16	10	6	0.0	0	0	1	0	0	0	0	0	0

### JERMAINE CARTER JR.'S NFL REGULAR SEASON DEFENSIVE STATISTICS

		TACKLES										INTERCEPTIONS					O. FUMB			ST				
DATE	TEAM	GP	GS	TK	S	A	TFL	YDS	SK	YDS	QBH	NO	YDS	LG	TD	PD	FF	FR	YDS	TK	S	A	FF	FR
2018	Panthers	16	1	11	6	5	1	3	0.0	0.0	0	0	0	0	0	0	0	0	0	2	1	1	0	0
2019	Panthers	16	5	25	16	9	2	4	0.5	5.0	2	0	0	0	0	0	0	0	0	6	6	0	0	0
2020	Panthers	15	6	35	18	17	2	3	0.0	0.0	0	0	0	0	0	0	0	1	19	3	0	3	0	0
NFL TOTALS		47	12	71	40	31	5	10	0.5	5.0	2	0	0	0	0	0	0	1	19	11	7	4	0	0

### SINGLE-GAME HIGHS: DEFENSIVE

**Total Tackles** 10 vs. New Orleans Saints, Dec 29, 2019  
**Sacks** 0.5 vs. Tampa Bay Buccaneers, Sep 12, 2019  
**Fumble Recoveries** 1 at Washington, Dec 27, 2020

**Tackles For Loss** 1 at Minnesota Vikings, Nov 29, 2020  
...4 more at 1.  
**Special Teams Tackles** 3 vs. Washington, Dec 01, 2019

2020 GAME-BY-GAME REGULAR SEASON STATISTICS (PANTHERS)

DATE	OPPONENT	P/S	TACKLES							INTERCEPTIONS				O. FUMB			ST			MISC			SCORE				
			TK	S	A	SK	YDS	TFL	YDS	QBH	NO	YDS	LG	TD	PD	FF	FR	YDS	TK	S	A	FF		FR	S	A	W/L
09/13	Raiders	P	0	0	0	0.0	0.0	0	0	0	0	0	0	0	0	0	0	0	0	0	0	0	0	0	L	30-34	
09/20	at Buccaneers	P	0	0	0	0.0	0.0	0	0	0	0	0	0	0	0	0	0	0	0	0	0	0	0	0	L	17-31	
09/27	at Chargers	P	0	0	0	0.0	0.0	0	0	0	0	0	0	0	0	0	0	0	0	0	0	0	0	0	W	21-16	
10/04	Cardinals	P	2	1	1	0.0	0.0	1	3	0	0	0	0	0	0	0	0	0	0	0	0	0	0	0	W	31-21	
10/11	at Falcons	P	0	0	0	0.0	0.0	0	0	0	0	0	0	0	0	0	0	0	0	0	0	0	0	0	W	23-16	
10/18	Bears	P	0	0	0	0.0	0.0	0	0	0	0	0	0	0	0	0	0	0	0	0	0	0	0	0	L	16-23	
10/25	at Saints	P	1	0	1	0.0	0.0	0	0	0	0	0	0	0	0	0	0	1	0	1	0	0	0	0	L	24-27	
10/29	Falcons	P	0	0	0	0.0	0.0	0	0	0	0	0	0	0	0	0	0	0	0	0	0	0	0	0	L	17-25	
11/08	at Chiefs	S	3	2	1	0.0	0.0	0	0	0	0	0	0	0	0	0	0	1	0	1	0	0	0	0	L	31-33	
11/15	Buccaneers	P	4	2	2	0.0	0.0	0	0	0	0	0	0	0	0	0	0	0	0	0	0	0	0	0	L	23-46	
11/22	Lions	S	4	1	3	0.0	0.0	0	0	0	0	0	0	0	0	0	0	1	0	1	0	0	0	0	W	20-0	
11/29	at Vikings	S	8	4	4	0.0	0.0	1	0	0	0	0	0	0	0	0	0	0	0	0	0	0	0	0	L	27-28	
12/13	Broncos	S	5	4	1	0.0	0.0	0	0	0	0	0	0	0	0	0	0	0	0	0	0	0	0	0	L	27-32	
12/19	at Packers	S	6	2	4	0.0	0.0	0	0	0	0	0	0	0	0	0	0	0	0	0	0	0	0	0	L	16-24	
12/27	at Washington	S	2	2	0	0.0	0.0	0	0	0	0	0	0	0	0	1	19	0	0	0	0	0	0	0	W	20-13	
2020 TOTALS			15-6	35	18	17	0.0	0.0	2	3	0	0	0	0	0	0	1	19	3	0	3	0	0	0	0	5-10	





**JOSEPH  
CHARLTON**  
**6'5" // 190**  
**SOUTH CAROLINA**  
**COLUMBIA, S.C.**

**3**  
**P**

EXPERIENCE (YEARS)

**NFL**

**PANTHERS**

**R**

**R**

BIRTHDATE

**4.7.97**

ACQUIRED

**FA-20**

### TRANSACTIONS

Signed as an undrafted free agent with Carolina (7/22/20).

### COLLEGE & PERSONAL

Four-year player at the University of South Carolina ... Owns the school record for career punting average at 45.5 yards ... owns the top two single-season punting marks, setting the record in 2018 with a 44.8-yard average, then surpassing that by nearly three yards per punt in 2019 with a 47.7-yard average... named the Jim Carlen MVP for Special Teams in three consecutive seasons (2017-19) ... two-time member of the SEC Fall Academic Honor Roll...Went to A.C. Flora High School in Columbia, S.C.

### REGULAR SEASON COMPARISON: PUNTING - NEW ORLEANS SAINTS

DATE	OPP	W/L	GP/GS	NO.	YDS.	AVG.	TB	I20	LG
10/25/20	CAR @ NO	L	P	1	51	51.0	0	1	51
<b>TOTALS</b>		<b>0/1</b>	<b>1/0</b>	<b>1</b>	<b>51</b>	<b>51.0</b>	<b>0</b>	<b>1</b>	<b>51</b>

### JOSEPH CHARLTON'S NFL REGULAR SEASON PUNTING STATISTICS

DATE	TEAM	GP	NO.	YDS.	AVG.	OPP. RET.	YDS.	NET YDS.	AVG.	TB	IN20	LG	BK
2020	Panthers	15	42	1,943	46.3	16	164	1,719	40.9	3	21	67	0
<b>NFL TOTALS</b>		<b>15</b>	<b>42</b>	<b>1,943</b>	<b>46.3</b>	<b>16</b>	<b>164</b>	<b>1,719</b>	<b>40.9</b>	<b>3</b>	<b>21</b>	<b>67</b>	<b>0</b>

### SINGLE-GAME HIGHS: PUNTER

**Punts** 5 at Washington, Dec 27, 2020  
**Gross Punting Yards** 235 at Washington, Dec 27, 2020  
**Gross Punting Avg** 54.3 vs. Tampa Bay Buccaneers, Nov 15, 2020  
**Net Punting Yards** 235 at Washington, Dec 27, 2020  
**Net Punting Avg** 54.3 vs. Tampa Bay Buccaneers, Nov 15, 2020

#### Longest Punts

67 at Washington, Dec 27, 2020  
...1 more at 67.

**Inside the 20**  
**Pass Attempts**  
**Pass Completions**  
**Yards Passing**

5 at Washington, Dec 27, 2020  
1 at Kansas City Chiefs, Nov 08, 2020  
1 at Kansas City Chiefs, Nov 08, 2020  
28 at Kansas City Chiefs, Nov 08, 2020

2020 GAME-BY-GAME REGULAR SEASON STATISTICS (PANTHERS)

DATE	OPPONENT		NO.	YDS.	AVG.	OPP.		NET		TB	IN20	LG	BK	W/L/T	SCORE
						RET.	YDS.	YDS.	AVG						
09/13	Raiders	P	2	120	60.0	2	37	83	41.5	0	0	60	0	L	30-34
09/20	at Buccaneers	P	2	101	50.5	1	0	81	40.5	1	1	57	0	L	17-31
09/27	at Chargers	P	4	189	47.3	2	10	179	44.8	0	1	52	0	W	21-16
10/04	Cardinals	P	1	42	42.0	0	0	42	42.0	0	1	42	0	W	31-21
10/11	at Falcons	P	3	134	44.7	1	3	111	37.0	1	1	54	0	W	23-16
10/18	Bears	P	1	49	49.0	1	0	49	49.0	0	0	49	0	L	16-23
10/25	at Saints	P	1	51	51.0	1	4	47	47.0	0	1	51	0	L	24-27
10/29	Falcons	P	2	78	39.0	0	0	78	39.0	0	2	45	0	L	17-25
11/08	at Chiefs	P	2	65	32.5	1	6	59	29.5	0	0	44	0	L	31-33
11/15	Buccaneers	P	4	217	54.3	0	0	217	54.3	0	2	67	0	L	23-46
11/22	Lions	P	4	189	47.3	2	16	153	38.3	1	0	53	0	W	20-0
11/29	at Vikings	P	3	116	38.7	2	0	116	38.7	0	3	44	0	L	27-28
12/13	Broncos	P	4	174	43.5	1	83	91	22.8	0	2	56	0	L	27-32
12/19	at Packers	P	4	183	45.8	1	5	178	44.5	0	2	50	0	L	16-24
12/27	at Washington	P	5	235	47.0	1	0	235	47.0	0	5	67	0	W	20-13
2020 TOTALS			15	42	1,943	46.3	16	164	1,719	40.9	3	21	67	0	5-10



**JEREMY CHINN**  
**6'3" // 220**  
**SOUTHERN ILLINOIS**  
**FISHERS, IND.**

**21**  
**LB**

EXPERIENCE (YEARS)

**NFL**

**PANTHERS**

**R**

**R**

BIRTHDATE

**2.26.98**

ACQUIRED

**D2B-20**

### TRANSACTIONS

Drafted by the Panthers with the 64th overall pick (second round) of the 2020 draft.

### COLLEGE & PERSONAL

Spent four years at Southern Illinois University, where he totaled 243 career tackles, 13 interceptions, 31 passes defended, six forced fumbles, two fumble recoveries and 1.0 sack...Earned consensus All-American honors at the FCS level as a senior in 2019...First-Team All-Missouri Valley Football Conference...Participated in the Senior Bowl and invited to the NFL Scouting Combine...Tallied 71 tackles, four interceptions and three PBUs on the year...Earned First-Team All-MVFC as a junior in 2018...Led the team with 3 interceptions and 95 interception return yards...Ranked 2nd on the team in tackles with 55...Recorded a team-high 9 pass breakups...Second-Team All-MVFC as a sophomore in 2017...Started all 11 games at safety...Team's third-leading tackler with 66 stops...Added three interceptions, six pass breakups, four forced fumbles and one fumble recovery...Named First-Team Freshman All-American by HERO Sports in 2016...MVFC All-Newcomer Team...Played in 8 games and started 6...Recorded 51 tackles and three interceptions...Attended Fishers High School in Fishers, Indiana...Set school records for interceptions in a season, interception return yards in a season and interceptions in a career...Had seven career interceptions and four in his senior season...Nephew of NFL Hall of Fame safety Steve Atwater...Majored in exercise science.

### REGULAR SEASON COMPARISON: DEFENSIVE - NEW ORLEANS SAINTS

		TACKLES										MISC				
DATE	OPP	W/L	GP/GS	TOT	SOLO	ASST	SACK	YDS.	INT	TFL	PD	QBH	TD	FF	FR	FR
10/25/20	CAR @ NO	L	S	8	4	4	0.0	0	0	0	1	0	0	0	0	0
TOTALS		0/1	1/1	8	4	4	0.0	0	0	0	1	0	0	0	0	0

### JEREMY CHINN'S NFL REGULAR SEASON DEFENSIVE STATISTICS

		TACKLES										INTERCEPTIONS					O. FUMB			ST			MISC			
DATE	TEAM	GP	GS	TK	S	A	TFL	YDS	SK	YDS	QBH	NO	YDS	LG	TD	PD	FF	FR	YDS	TK	S	A	FF	FR	S	A
2020	Panthers	14	14	109	68	41	2	3	1.0	11.0	4	1	0	0	0	5	2	2	45	1	0	1	0	0	0	0
NFL TOTALS		14	14	109	68	41	2	3	1.0	11.0	4	1	0	0	0	5	2	2	45	1	0	1	0	0	0	0

### SINGLE-GAME HIGHS: DEFENSIVE

**Total Tackles** 13 at Minnesota Vikings, Nov 29, 2020  
**Sacks** 1.0 vs. Denver Broncos, Dec 13, 2020  
**Passes Defended** 2 vs. Chicago Bears, Oct 18, 2020  
**Forced Fumbles** 1 vs. Denver Broncos, Dec 13, 2020  
...1 more at 1.

**Fumble Recoveries** 2 at Minnesota Vikings, Nov 29, 2020  
**Tackles For Loss** 1 vs. Denver Broncos, Dec 13, 2020  
...1 more at 1.  
**Interceptions** 1 vs. Chicago Bears, Oct 18, 2020  
**Special Teams Tackles** 1 at Tampa Bay Buccaneers, Sep 20, 2020

2020 GAME-BY-GAME REGULAR SEASON STATISTICS (PANTHERS)

DATE	OPPONENT	P/S	TACKLES							INTERCEPTIONS				O. FUMB			ST			MISC			SCORE			
			TK	S	A	SK	YDS	TFL	YDS	QBH	NO	YDS	LG	TD	PD	FF	FR	YDS	TK	S	A	FF		FR	S	A
09/13	Raiders	S	8	7	1	0.0	0.0	0	0	0	0	0	0	0	0	0	0	0	0	0	0	0	0	0	L	30-34
09/20	at Buccaneers	S	6	2	4	0.0	0.0	0	0	0	0	0	0	0	0	0	0	1	0	1	0	0	0	0	L	17-31
09/27	at Chargers	S	12	6	6	0.0	0.0	1	3	1	0	0	0	0	0	0	0	0	0	0	0	0	0	0	W	21-16
10/04	Cardinals	S	8	5	3	0.0	0.0	0	0	0	0	0	0	0	0	0	0	0	0	0	0	0	0	0	W	31-21
10/11	at Falcons	S	9	5	4	0.0	0.0	0	0	0	0	0	0	0	1	0	0	0	0	0	0	0	0	0	W	23-16
10/18	Bears	S	5	4	1	0.0	0.0	0	0	0	1	0	0	0	2	0	0	0	0	0	0	0	0	0	L	16-23
10/25	at Saints	S	8	4	4	0.0	0.0	0	0	0	0	0	0	0	1	0	0	0	0	0	0	0	0	0	L	24-27
10/29	Falcons	S	10	6	4	0.0	0.0	0	0	0	1	0	0	0	0	1	0	0	0	0	0	0	0	0	L	17-25
11/08	at Chiefs										GAME INACTIVE														L	31-33
11/15	Buccaneers	S	3	2	1	0.0	0.0	0	0	0	0	0	0	0	0	0	0	0	0	0	0	0	0	0	L	23-46
11/22	Lions	S	4	2	2	0.0	0.0	0	0	0	0	0	0	0	0	0	0	0	0	0	0	0	0	0	W	20-0
11/29	at Vikings	S	13	7	6	0.0	0.0	0	0	1	0	0	0	0	0	1	2	45	0	0	0	0	0	0	L	27-28
12/13	Broncos	S	8	7	1	1.0	11.0	1	0	1	0	0	0	0	0	1	0	0	0	0	0	0	0	0	L	27-32
12/19	at Packers	S	7	5	2	0.0	0.0	0	0	0	0	0	0	0	0	0	0	0	0	0	0	0	0	0	L	16-24
12/27	at Washington	S	8	6	2	0.0	0.0	0	0	0	0	0	0	0	0	0	0	0	0	0	0	0	0	0	W	20-13
2020 TOTALS			14-14	109	68	41	1.0	11.0	2	3	4	1	0	0	0	5	2	2	45	1	0	1	0	0	0	5-10



**PHAROH COOPER**  
**5'11" // 210**  
**SOUTH CAROLINA**  
**HAVELOCK, S.C.**

**14**  
**WR**

EXPERIENCE (YEARS)

NFL

PANTHERS

5

1

BIRTHDATE

3.7.95





ACQUIRED

UFA-20 ARI

### PRO CAREER

-  All-Pro First Team (2017)
-  Pro Bowl (2017)

### PRO CAREER

-  Played in 12 games with one start for Arizona in second half of 2019...Made 25 catches for 243 yards and one touchdown while averaging 7.6 yards on 17 punt returns and 22.4 yards on 25 kickoff returns...Played in one game for Cincinnati at start of the season before being waived.
-  In 2018, played in five games for the Los Angeles Rams and two games at the end of the year with Arizona...Saw action primarily on punt and kickoff returns.
-  In 2017 in Los Angeles, totaled a career-high 399 yards on 32 punt returns, earning Pro Bowl honors and All-Pro First Team as a specialist...Averaged 27.4 yards per kickoff return including a 103-yard return for a touchdown against Jacksonville that earned him NFC Special Teams Player of the Week honors...Saw action in one playoff game as a returner with the Rams.
-  Made career debut in Los Angeles in 2016, posting five punt returns and 14 kickoff returns.

### TRANSACTIONS

Drafted by the Los Angeles Rams in the fourth round (117th overall) of the 2016 NFL Draft...Placed on injured reserve with the Rams (9/13/18)...Activated from injured reserve (11/19/18)...Waived by Los Angeles (12/18/18)...Claimed off waivers by Arizona (12/19/18)...Waived by Arizona (8/31/19)...Claimed by Cincinnati (9/1/19)...Waived by Cincinnati (9/17/19)...Signed as a free agent with Arizona (10/1/19)...Agreed to terms as a free agent with Carolina (3/20/19).

### COLLEGE & PERSONAL

Played three seasons at South Carolina as a wide receiver and returner and earned All-SEC honors in 2014 and 2015...Totaled 2,163 career receiving yards on 138 catches and 18 touchdowns...Also rushed for 513 yards on 71 carries with four rushing touchdowns to finish with 2,676 career scrimmage yards...Posted career-best season in 2014, when he had 69 catches for 1,136 receiving yards, which ranked second in the SEC...Went to Havelock High School in Havelock, North Carolina.

### REGULAR SEASON COMPARISON: RECEIVING - NEW ORLEANS SAINTS

DATE	OPP	W/L	GP/GS	REC	YDS.	AVG.	TD	LG	TGTS	YAC
11/26/17	LA vs. NO	W	P	1	9	9.0	0	9	2	9
<b>TOTALS</b>		1/0	1/0	1	9	9.0	0	9	2	9

### PHAROH COOPER'S NFL REGULAR SEASON RUSHING/RECEIVING STATISTICS

DATE	TEAM	RECEIVING								RUSHING				
		GP	GS	NO.	YDS.	AVG.	LG	TD		NO.	YDS.	AVG.	LG	TD
2016	Rams	10	3	14	106	7.6	23	0		0	0	0.0	0	0
2017	Rams	16	1	11	84	7.6	26	0		1	6	6.0	6	0
2018	Rams	5	0	0	0	0.0	0	0		0	0	0.0	0	0
2018	Cardinals	2	0	0	0	0.0	0	0		0	0	0.0	0	0
2018	TOTAL	7	0	0	0	0.0	0	0		0	0	0.0	0	0
2019	Bengals	1	0	0	0	0.0	0	0		0	0	0.0	0	0
2019	Cardinals	12	1	25	243	9.7	28	1		1	2	2.0	2	0
2019	TOTAL	13	1	25	243	9.7	28	1		1	2	2.0	2	0
2020	Panthers	15	1	4	64	16.0	32	0		0	0	0.0	0	0
<b>NFL TOTALS</b>		<b>61</b>	<b>6</b>	<b>54</b>	<b>497</b>	<b>9.2</b>	<b>32</b>	<b>1</b>		<b>2</b>	<b>8</b>	<b>4.0</b>	<b>6</b>	<b>0</b>

PHAROH COOPER'S NFL POSTSEASON RUSHING/RECEIVING STATISTICS

DATE	TEAM	GP	GS	RECEIVING					RUSHING				
				NO.	YDS.	AVG.	LG	TD	NO.	YDS.	AVG.	LG	TD
2017	Rams	1	0	0	0	0.0	0	0	0	0	0.0	0	0
NFL TOTALS		1	0	0	0	0.0	0	0	0	0	0.0	0	0

PHAROH COOPER'S NFL REGULAR SEASON RETURN STATISTICS

DATE	TEAM	RET.	KICKOFF RETURNS					PUNT RETURNS				
			YDS.	AVG.	LG	TD	NO.	FC	YDS.	AVG.	LG	TD
2016	Rams	14	323	23.1	51	0	5	3	5	1.0	6	0
2017	Rams	34	932	27.4	103t	1	32	8	399	12.5	53	0
2018	Rams	13	277	21.3	28	0	2	1	12	6.0	12	0
2018	Cardinals	0	0	0.0	0	0	6	0	67	11.2	45	0
2018	TOTAL	13	277	21.3	28	0	8	1	79	9.9	45	0
2019	Bengals	0	0	0.0	0	0	0	0	0	0.0	0	0
2019	Cardinals	25	561	22.4	39	0	17	14	129	7.6	29	0
2019	TOTAL	25	561	22.4	39	0	17	14	129	7.6	29	0
2020	Panthers	18	430	23.9	38	0	19	15	109	5.7	20	0
NFL TOTALS		104	2,523	24.3	103t	1	81	41	721	8.9	53	0

PHAROH COOPER'S NFL POSTSEASON RETURN STATISTICS

DATE	TEAM	RET.	KICKOFF RETURNS					PUNT RETURNS				
			YDS.	AVG.	LG	TD	NO.	FC	YDS.	AVG.	LG	TD
2017	Rams	6	120	20.0	26	0	4	0	7	1.8	9	0
NFL TOTALS		6	120	20.0	26	0	4	0	7	1.8	9	0

SINGLE-GAME HIGHS: RUSHING/RECEIVING

Rush Attempts	1 vs. Atlanta Falcons, Oct 13, 2019 ...1 more at 1.
Rushing Yards	6 at Arizona Cardinals, Dec 03, 2017
Longest Runs	6 at Arizona Cardinals, Dec 03, 2017
Receptions	4 vs. Los Angeles Rams, Dec 01, 2019 ...2 more at 4.
Receiving Yards	52 vs. Denver Broncos, Dec 13, 2020
Longest Receptions	32 vs. Denver Broncos, Dec 13, 2020
Receiving TDs	1 at San Francisco 49ers, Nov 17, 2019
All-purpose yards	180 at Seattle Seahawks, Dec 17, 2017
Kickoff Returns	5 at Seattle Seahawks, Dec 15, 2016
Kickoff Return Yards	129 vs. San Francisco 49ers, Dec 24, 2016

Longest Kickoff Return	103t at Jacksonville Jaguars, Oct 15, 2017
Kickoff Return TDs	1 at Jacksonville Jaguars, Oct 15, 2017
Fair Catches	3 vs. Detroit Lions, Nov 22, 2020 ...1 more at 3.
Punt Return Yards	128 at Seattle Seahawks, Dec 17, 2017
Longest Punt Return	53 at Seattle Seahawks, Dec 17, 2017
Punt Returns	7 at Seattle Seahawks, Dec 17, 2017
Special Teams Tackles	1 vs. Los Angeles Rams, Dec 01, 2019 ...1 more at 1.
Miscellaneous Tackles	1 vs. Arizona Cardinals, Jan 01, 2017 ...1 more at 1.
Most TDs	1 at San Francisco 49ers, Nov 17, 2019 ...1 more at 1.

SINGLE-GAME HIGHS - POSTSEASON: RUSHING/RECEIVING

All-purpose yards	127 vs. Atlanta Falcons, Jan 06, 2018
Kickoff Returns	6 vs. Atlanta Falcons, Jan 06, 2018
Kickoff Return Yards	120 vs. Atlanta Falcons, Jan 06, 2018
Longest Kickoff Return	26 vs. Atlanta Falcons, Jan 06, 2018


Punt Return Yards	7 vs. Atlanta Falcons, Jan 06, 2018
Longest Punt Return	9 vs. Atlanta Falcons, Jan 06, 2018
Punt Returns	4 vs. Atlanta Falcons, Jan 06, 2018

2020 GAME-BY-GAME REGULAR SEASON STATISTICS (PANTHERS)

DATE	OPPONENT	P/S	RECEIVING					RUSHING					W/L	SCORE
			NO.	YDS.	AVG.	LG	TD	NO.	YDS.	AVG.	LG	TD		
09/13	Raiders	P	0	0	0.0	0	0	0	0	0.0	0	0	L	30-34
09/20	at Buccaneers	P	0	0	0.0	0	0	0	0	0.0	0	0	L	17-31
09/27	at Chargers	P	0	0	0.0	0	0	0	0	0.0	0	0	W	21-16
10/04	Cardinals	P	0	0	0.0	0	0	0	0	0.0	0	0	W	31-21
10/11	at Falcons	P	1	12	12.0	12	0	0	0	0.0	0	0	W	23-16
10/18	Bears	P	0	0	0.0	0	0	0	0	0.0	0	0	L	16-23
10/25	at Saints	P	0	0	0.0	0	0	0	0	0.0	0	0	L	24-27
10/29	Falcons	P	0	0	0.0	0	0	0	0	0.0	0	0	L	17-25
11/08	at Chiefs	P	0	0	0.0	0	0	0	0	0.0	0	0	L	31-33
11/15	Buccaneers	P	0	0	0.0	0	0	0	0	0.0	0	0	L	23-46
11/22	Lions	P	0	0	0.0	0	0	0	0	0.0	0	0	W	20-0
11/29	at Vikings	P	0	0	0.0	0	0	0	0	0.0	0	0	L	27-28
12/13	Broncos	S	3	52	17.3	32	0	0	0	0.0	0	0	L	27-32
12/19	at Packers	P	0	0	0.0	0	0	0	0	0.0	0	0	L	16-24
12/27	at Washington	P	0	0	0.0	0	0	0	0	0.0	0	0	W	20-13
2020 TOTALS		15-1	4	64	16.0	32	0	0	0	0.0	0	0	5-10	

2020 GAME-BY-GAME REGULAR SEASON STATISTICS (PANTHERS)

DATE	OPPONENT	P/S	KICKOFF RETURNS					PUNT RETURNS							W/L	SCORE
			RET	YDS	AVG	LG	TD	NO	FC	YDS	AVG	LG	TD			
09/13	Raiders	P	4	109	27.3	38	0	2	0	29	14.5	19	0	L	30-34	
09/20	at Buccaneers	P	0	0	0.0	0	0	2	2	-1	-0.5	0	0	L	17-31	
09/27	at Chargers	P	1	35	35.0	35	0	1	1	8	8.0	8	0	W	21-16	
10/04	Cardinals	P	2	42	21.0	24	0	2	2	6	3.0	6	0	W	31-21	
10/11	at Falcons	P	3	64	21.3	24	0	1	1	-3	-3.0	-3	0	W	23-16	
10/18	Bears	P	3	72	24.0	35	0	1	1	9	9.0	9	0	L	16-23	
10/25	at Saints	P	1	16	16.0	16	0	0	0	0	0.0	0	0	L	24-27	
10/29	Falcons	P	2	46	23.0	26	0	0	1	0	0.0	0	0	L	17-25	
11/08	at Chiefs	P	2	46	23.0	23	0	0	1	0	0.0	0	0	L	31-33	
11/15	Buccaneers	P	0	0	0.0	0	0	0	0	0	0.0	0	0	L	23-46	
11/22	Lions	P	0	0	0.0	0	0	3	3	21	7.0	14	0	W	20-0	
11/29	at Vikings	P	0	0	0.0	0	0	2	1	20	10.0	20	0	L	27-28	
12/13	Broncos	S	0	0	0.0	0	0	2	0	0	0.0	0	0	L	27-32	
12/19	at Packers	P	0	0	0.0	0	0	3	0	20	6.7	19	0	L	16-24	
12/27	at Washington	P	0	0	0.0	0	0	0	2	0	0.0	0	0	W	20-13	
2020 TOTALS		15-1	18	430	23.9	38	0	19	15	109	5.7	20	0	5-10		



MIKE DAVIS

5'9" // 220

SOUTH CAROLINA  
STONE MOUNTAIN, GA.

28

RB

EXPERIENCE (YEARS)

NFL

PANTHERS

6

2

BIRTHDATE

2.19.93

ACQUIRED

WV-19 CHI

### PRO CAREER

- Saw action in five games for Carolina at the end of 2019, rushing for two yards on two attempts.
- Played in 15 games with two starts for Seattle in 2018, running for a career-best 514 yards on 112 carries with four rushing touchdowns...Added 34 catches for 214 yards and one touchdown.
- Had 240 rush yards in six games for Seattle in 2017...Also posted 15 receptions for 131 yards.
- Played two seasons with San Francisco in 2015 and 2016, totaling 108 rush yards.

### TRANSACTIONS

Drafted by San Francisco in the fourth round of the 2015 NFL Draft...Placed on injured reserve (11/7/15)...Activated from the injured reserve/designated to return list (1/2/16)...Waived by San Francisco (5/5/17)...Claimed by Seattle (5/8/17)...Waived by Seattle (9/2/17)...Signed to Seattle practice squad (9/3/17)...Signed to Seattle active roster (11/14/17)...Re-signed with Seattle (3/23/18)...Signed as a free agent with Chicago (3/22/19)...Waived by Chicago (11/9/19)...Claimed off waivers by Carolina (11/11/19).

### COLLEGE & PERSONAL

Played for three seasons at South Carolina from 2012-14...In 2013, rushed for 1,183 yards with 11 touchdowns and was a second-team All-SEC pick...As a junior in 2014, he rushed for 982 yards and nine touchdowns for the Gamecocks...Attended Stephenson High School in Stone Mountain, Ga.

### REGULAR SEASON COMPARISON: RECEIVING - NEW ORLEANS SAINTS

DATE	OPP	W/L	GP/GS	REC	YDS.	AVG.	TD	LG	TGTS	YAC
11/6/16	SF vs. NO	L	P	1	9	9.0	0	9	1	6
10/25/20	CAR @ NO	L	S	5	24	4.8	0	8	5	34
<b>TOTALS</b>		0/2	2/1	6	33	5.5	0	9	6	40

### MIKE DAVIS' NFL REGULAR SEASON RUSHING/RECEIVING STATISTICS

DATE	TEAM	GP	GS	RUSHING				RECEIVING			
				NO.	YDS.	AVG.	LG	TD	NO.	YDS.	AVG.
2015	49ers	6	0	35	58	1.7	13	0	7	38	5.4
2016	49ers	8	1	19	50	2.6	8	1	3	25	8.3
2017	Seahawks	6	6	68	240	3.5	33	0	15	131	8.7
2018	Seahawks	15	2	112	514	4.6	37	4	34	214	6.3
2019	Bears	7	1	11	25	2.3	8	0	7	22	3.1
2019	Panthers	5	0	2	2	1.0	2	0	0	0	0.0
2019	TOTAL	12	1	13	27	2.1	8	0	7	22	3.1
2020	Panthers	15	12	165	642	3.9	25	6	59	373	6.3
<b>NFL TOTALS</b>		62	22	412	1,531	3.7	37	11	125	803	6.4

### MIKE DAVIS' NFL POSTSEASON RUSHING/RECEIVING STATISTICS

DATE	TEAM	GP	GS	RUSHING				RECEIVING			
				NO.	YDS.	AVG.	LG	TD	NO.	YDS.	AVG.
2018	Seahawks	1	0	4	10	2.5	3	0	2	22	11.0
<b>NFL TOTALS</b>		1	0	4	10	2.5	3	0	2	22	11.0



SINGLE-GAME HIGHS: RUSHING/RECEIVING

Rush Attempts 21 at Arizona Cardinals, Sep 30, 2018  
Rushing Yards 101 at Arizona Cardinals, Sep 30, 2018  
Longest Runs 37 vs. Los Angeles Rams, Oct 07, 2018  
Rushing TDs 2 vs. Denver Broncos, Dec 13, 2020  
...1 more at 2.  
Receptions 9 at Atlanta Falcons, Oct 11, 2020  
Receiving Yards 74 at Tampa Bay Buccaneers, Sep 20, 2020  
Longest Receptions 23 at Atlanta Falcons, Oct 11, 2020  
...1 more at 23.  
Receiving TDs 1 at Atlanta Falcons, Oct 11, 2020  
...2 more at 1.

SINGLE-GAME HIGHS - POSTSEASON: RUSHING/RECEIVING

Rush Attempts 4 at Dallas Cowboys, Jan 05, 2019  
Rushing Yards 10 at Dallas Cowboys, Jan 05, 2019  
Longest Runs 3 at Dallas Cowboys, Jan 05, 2019  
...1 more at 3.  
Receptions 2 at Dallas Cowboys, Jan 05, 2019

All-purpose yards 149 at Atlanta Falcons, Oct 11, 2020  
Kickoff Returns 1 vs. Dallas Cowboys, Oct 02, 2016  
...1 more at 1.  
Kickoff Return Yards 12 vs. Dallas Cowboys, Oct 02, 2016  
Longest Kickoff Return 12 vs. Dallas Cowboys, Oct 02, 2016  
Special Teams Tackles 1 vs. Washington, Dec 01, 2019  
...1 more at 1.  
Miscellaneous Tackles 1 at Minnesota Vikings, Nov 29, 2020  
...3 more at 1.  
Most TDs 2 vs. Denver Broncos, Dec 13, 2020  
...1 more at 2.

Receiving Yards 22 at Dallas Cowboys, Jan 05, 2019  
Longest Receptions 13 at Dallas Cowboys, Jan 05, 2019  
9 at Dallas Cowboys, Jan 05, 2019  
All-purpose yards 32 at Dallas Cowboys, Jan 05, 2019

100-YARD RUSHING GAMES (1): REGULAR SEASON

DATE	TEAM	ATT.	YDS.	AVG.	LG	TD
09/30/18	at Cardinals	21	101	4.8	20t	2

2020 GAME-BY-GAME REGULAR SEASON STATISTICS (PANTHERS)

DATE	OPPONENT	P/S	RUSHING					RECEIVING					W/L	SCORE	
			NO.	YDS.	AVG.	LG	TD	NO.	YDS.	AVG.	LG	TD			
09/13	Raiders	P	0	0	0.0	0	0	0	0	0.0	0	0	L	30-34	
09/20	at Buccaneers	P	1	1	1.0	1	0	8	74	9.3	22	0	L	17-31	
09/27	at Chargers	S	13	46	3.5	25	0	8	45	5.6	13t	1	W	21-16	
10/04	Cardinals	S	16	84	5.3	21	1	5	27	5.4	20	0	W	31-21	
10/11	at Falcons	S	16	89	5.6	15	0	9	60	6.7	23	1	W	23-16	
10/18	Bears	S	18	52	2.9	12	1	2	3	1.5	2	0	L	16-23	
10/25	at Saints	S	7	12	1.7	7	0	5	24	4.8	8	0	L	24-27	
10/29	Falcons	S	13	66	5.1	17	0	1	11	11.0	11	0	L	17-25	
11/08	at Chiefs	P	1	3	3.0	3	0	5	34	6.8	12	0	L	31-33	
11/15	Buccaneers	S	7	32	4.6	7	0	4	12	3.0	5	0	L	23-46	
11/22	Lions	S	19	64	3.4	9	1	2	15	7.5	8	0	W	20-0	
11/29	at Vikings	S	15	55	3.7	10	0	3	24	8.0	10	0	L	27-28	
12/13	Broncos	S	11	51	4.6	10t	2	5	42	8.4	20	0	L	27-32	
12/19	at Packers	S	14	59	4.2	12	0	2	2	1.0	8	0	L	16-24	
12/27	at Washington	S	14	28	2.0	7	1	0	0	0.0	0	0	W	20-13	
2020 TOTALS			15-12	165	642	3.9	25	6	59	373	6.3	23	2	5-10	

[illegible]

### ***SINGLE-GAME HIGHS: DEFENSIVE***

**Total Tackles** 14 at Los Angeles Rams, Dec 16, 2018

**Passes Defensed** 3 vs. Chicago Bears, Oct 18, 2020  
...2 more at 3.

**Tackles For Loss** 2 vs. Detroit Lions, Sep 22, 2019

**Interceptions** 1 at Washington, Dec 30, 2018

...4 more at 1.

**Interception Return Yards** 17 at Dallas Cowboys, Dec 09, 2018

**Special Teams Tackles** 17 at Dallas Cowboys, Dec 29, 2018  
1 vs. Carolina Panthers, Oct 21, 2018  
...1 more at 1.

### ***SINGLE-GAME HIGHS - POSTSEASON: DEFENSIVE***

**Total Tackles** 8 at Chicago Bears, Jan 06, 2019

2 at New Orleans Saints. Jan. 13, 2019

Passes Defensed 1 at Chicago Bears. Jan 06, 2019

## 2020 GAME-BY-GAME REGULAR SEASON STATISTICS (PANTHERS)

[illegible]

### 2019 GAME-BY-GAME POSTSEASON STATISTICS (EAGLES)

[illegible]

[illegible]


SINGLE-GAME HIGHS: DEFENSIVE

Total Tackles 8 vs. Tampa Bay Buccaneers, Nov 15, 2020  
Passes Defensed 1 vs. Detroit Lions, Nov 22, 2020  
...2 more at 1.  
Forced Fumbles 1 at Kansas City Chiefs, Nov 08, 2020

Tackles For Loss 1 at Minnesota Vikings, Nov 29, 2020  
Special Teams Tackles 1 at Atlanta Falcons, Oct 11, 2020

2020 GAME-BY-GAME REGULAR SEASON STATISTICS (PANTHERS)

DATE	OPPONENT	P/S	TACKLES							INTERCEPTIONS					O. FUMB			ST			MISC			SCORE			
			TK	S	A	SK	YDS	TFL	YDS	QBH	NO	YDS	LG	TD	PD	FF	FR	YDS	TK	S	A	FF	FR		S	A	W/L
09/13	Raiders	P	1	1	0	0.0	0.0	0	0	0	0	0	0	0	0	0	0	0	0	0	0	0	0	0	L	30-34	
09/20	at Buccaneers	P	3	1	2	0.0	0.0	0	0	0	0	0	0	0	1	0	0	0	0	0	0	0	0	0	L	17-31	
09/27	at Chargers	P	4	2	2	0.0	0.0	0	0	0	0	0	0	0	0	0	0	0	0	0	0	0	0	0	W	21-16	
10/04	Cardinals	P	1	1	0	0.0	0.0	0	0	0	0	0	0	0	0	0	0	0	0	0	0	0	0	0	W	31-21	
10/11	at Falcons	P	2	2	0	0.0	0.0	0	0	0	0	0	0	0	1	0	0	0	1	0	1	0	0	0	W	23-16	
10/18	Bears	P	4	3	1	0.0	0.0	0	0	0	0	0	0	0	0	0	0	0	0	0	0	0	0	0	L	16-23	
10/25	at Saints	P	3	2	1	0.0	0.0	0	0	0	0	0	0	0	0	0	0	0	0	0	0	0	0	0	L	24-27	
10/29	Falcons	P	3	3	0	0.0	0.0	0	0	0	0	0	0	0	0	0	0	0	0	0	0	0	0	0	L	17-25	
11/08	at Chiefs	S	3	3	0	0.0	0.0	0	0	0	0	0	0	0	1	0	0	0	0	0	0	0	0	0	L	31-33	
11/15	Buccaneers	P	8	5	3	0.0	0.0	0	0	0	0	0	0	0	0	0	0	0	0	0	0	0	0	0	L	23-46	
11/22	Lions	P	0	0	0	0.0	0.0	0	0	0	0	0	0	0	1	0	0	0	0	0	0	0	0	0	W	20-0	
11/29	at Vikings	P	5	4	1	0.0	0.0	1	3	0	0	0	0	0	0	0	0	0	0	0	0	0	0	0	L	27-28	
12/13	Broncos	P	0	0	0	0.0	0.0	0	0	0	0	0	0	0	0	0	0	0	0	0	0	0	0	0	L	27-32	
12/19	at Packers	P	0	0	0	0.0	0.0	0	0	0	0	0	0	0	0	0	0	0	0	0	0	0	0	0	L	16-24	
12/27	at Washington	P	0	0	0	0.0	0.0	0	0	0	0	0	0	0	0	0	0	0	0	0	0	0	0	0	W	20-13	
2020 TOTALS			15-1	37	27	10	0.0	0.0	1	3	0	0	0	0	0	3	1	0	0	1	0	1	0	0	0	5-10	



SAM

FRANKLIN

6'3" // 210

TEMPLE

CRYSTAL RIVER, FLA.

42

S

EXPERIENCE (YEARS)

NFL

PANTHERS

R

R

BIRTHDATE

2.2.96

ACQUIRED

FA-20

TRANSACTIONS

Signed as an undrafted free agent with Carolina (5/2/20).

COLLEGE & PERSONAL

Spent four years at Temple tallying 194 career tackles, 24.0 tackles for loss, 8.0 sacks, two interceptions, 10 passes defended and two touchdowns...As a senior in 2019 was awarded a single-digit jersey, an honor given to the toughest players on the team...Finished the year with 68 tackles, 7.5 tackles for loss, 1.0 sack, an interception and three fumble recoveries...Named Second-Team All-AAC...As a junior in 2018 tallied 63 tackles, 7.0 tackles for loss, 3.0 sacks, an interception, a forced fumble and a fumble recovery...As a sophomore in 2017 totaled 59 tackles, 9.5 tackles for loss, 4.0 sacks and six passes defended on the year...Made his first career start...Appeared in all 14 games as a true freshman in 2016...Totaled four tackles on the year...Played on special teams in every game.

Attended Citrus High School in Inverness, Florida...Started at both wide receiver and defensive back...Played one season at East Coast Prep following high school graduation...Also a two-year varsity basketball player...Majored in adult and organizational development.

REGULAR SEASON COMPARISON: DEFENSIVE - NEW ORLEANS SAINTS

DATE	OPP	TACKLES										MISC			
		W/L	GP/GS	TOT	SOLO	ASST	SACK	YDS.	INT	TFL	PD	QBH	TD	FF	FR
10/25/20	CAR @ NO	L	S	2	1	1	0.0	0	0	0	0	0	0	0	0
TOTALS		0/1	1/1	2	1	1	0.0	0	0	0	0	0	0	0	0

SAM FRANKLIN'S NFL REGULAR SEASON DEFENSIVE STATISTICS

		TACKLES										INTERCEPTIONS					O. FUMB			ST			MISC			
DATE	TEAM	GP	GS	TK	S	A	TFL	YDS	SK	YDS	QBH	NO	YDS	LG	TD	PD	FF	FR	YDS	TK	S	A	FF	FR	S	A
2020	Panthers	13	4	19	13	6	1	5	1.0	5.0	1	0	0	0	0	1	0	0	0	1	0	1	0	0	0	0
NFL TOTALS		13	4	19	13	6	1	5	1.0	5.0	1	0	0	0	0	1	0	0	0	1	0	1	0	0	0	0

SINGLE-GAME HIGHS: DEFENSIVE

Total Tackles 7 at Kansas City Chiefs, Nov 08, 2020  
Sacks 1.0 at Kansas City Chiefs, Nov 08, 2020  
Passes Defended 1 vs. Atlanta Falcons, Oct 29, 2020

Tackles For Loss 1 at Kansas City Chiefs, Nov 08, 2020  
Special Teams Tackles 1 at Washington, Dec 27, 2020

2020 GAME-BY-GAME REGULAR SEASON STATISTICS (PANTHERS)

DATE	OPPONENT	P/S	TACKLES							INTERCEPTIONS				O. FUMB			ST			MISC			SCORE				
			TK	S	A	SK	YDS	TFL	YDS	QBH	NO	YDS	LG	TD	PD	FF	FR	YDS	TK	S	A	FF		FR	S	A	W/L
09/13	Raiders	P	0	0	0	0.0	0.0	0	0	0	0	0	0	0	0	0	0	0	0	0	0	0	0	0	L	30-34	
09/20	at Buccaneers	P	0	0	0	0.0	0.0	0	0	0	0	0	0	0	0	0	0	0	0	0	0	0	0	0	L	17-31	
09/27	at Chargers	P	0	0	0	0.0	0.0	0	0	0	0	0	0	0	0	0	0	0	0	0	0	0	0	0	W	21-16	
10/04	Cardinals	P	0	0	0	0.0	0.0	0	0	0	0	0	0	0	0	0	0	0	0	0	0	0	0	0	W	31-21	
10/11	at Falcons	P	0	0	0	0.0	0.0	0	0	0	0	0	0	0	0	0	0	0	0	0	0	0	0	0	W	23-16	
10/18	Bears	P	2	2	0	0.0	0.0	0	0	0	0	0	0	0	0	0	0	0	0	0	0	0	0	0	L	16-23	
10/25	at Saints	S	2	1	1	0.0	0.0	0	0	0	0	0	0	0	0	0	0	0	0	0	0	0	0	0	L	24-27	
10/29	Falcons	S	4	3	1	0.0	0.0	0	0	0	0	0	0	1	0	0	0	0	0	0	0	0	0	0	L	17-25	
11/08	at Chiefs	S	7	4	3	1.0	5.0	1	5	1	0	0	0	0	0	0	0	0	0	0	0	0	0	0	L	31-33	
11/15	Buccaneers	S	4	3	1	0.0	0.0	0	0	0	0	0	0	0	0	0	0	0	0	0	0	0	0	0	L	23-46	
11/22	Lions		GAME INACTIVE																							W	20-0
11/29	at Vikings		GAME INACTIVE																							L	27-28
12/13	Broncos	P	0	0	0	0.0	0.0	0	0	0	0	0	0	0	0	0	0	0	0	0	0	0	0	0	L	27-32	
12/19	at Packers	P	0	0	0	0.0	0.0	0	0	0	0	0	0	0	0	0	0	0	0	0	0	0	0	0	L	16-24	
12/27	at Washington	P	0	0	0	0.0	0.0	0	0	0	0	0	0	0	0	0	0	1	0	1	0	0	0	0	W	20-13	
2020 TOTALS		13-4	19	13	6	1.0	5.0	1	5	1	0	0	0	0	1	0	0	0	1	0	1	0	0	0	0	5-10	



**WILL**  
**GRIER**  
**6'1" // 220**  
**WEST VIRGINIA**  
**CHARLOTTE, N.C.**

**7**  
**QB**

EXPERIENCE (YEARS)		BIRTHDATE	ACQUIRED
NFL	PANTHERS		
2	2		

**PRO CAREER**

- Played and started in final two games of 2019 season.
- Completed 28-of-52 passes for 228 pass yards and four interceptions on the year.

**TRANSACTIONS**

Drafted in the third round (100th overall) of the 2019 NFL Draft by Carolina.

**COLLEGE & PERSONAL**

Three-year player at West Virginia where he was a Heisman Trophy Finalist and fourth team All-American in 2018...Maxwell Award Finalist, Johnny Unitas Golden Arm Award Top 5 Finalist, Manning Award Finalist...Finished career with 71 touchdown passes and 7,354 career passing yards at West Virginia, ranking second and third in both categories in program history...Posted a 65.7 career completion percentage...Finished 2018 season as the NCAA active leader in passing yards per game (305.6)...ranked fifth in the NCAA in career pass efficiency (165.1)...Threw 37 touchdowns in 2018, second all-time in West Virginia history and second in the nation in passing touchdowns per game...Amassed 3,864 passing yards in 2018, third in West Virginia history and third in the nation in passing yards per game...Completed a career-best 67.0 percent of his passes in 2018...Threw for four or more touchdowns in nine games...In 2017, started 11 games before season ended with a hand injury...All-Big 12 Second Team...Threw for 3,490 yards and 34 passing touchdowns in 2017...Sat out 2016 season due to transfer requirements...Played in six games for Florida in 2015, completing 106-161 passes for 1,204 yards, 10 touchdowns and three interceptions. Attended Davidson Day School outside of Charlotte, N.C...Son of former ECU quarterback Chad Grier who was his coach at Davidson Day School.

**REGULAR SEASON COMPARISON: PASSING - NEW ORLEANS SAINTS**

DATE	OPP	W/L	GP/GS	C	ATT	YDS.	AVG.	TD	LG	INT	SK	SKYD	RTG
12/29/19	CAR vs. NO	L	S	1	8	4	0.5	0	4	1	1	7	0.0
TOTALS		0/1	1/1	1	8	4	0.5	0	4	1	1	7	--

**WILL GRIER'S NFL REGULAR SEASON PASSING/RUSHING STATISTICS**

PASSING															RUSHING				
DATE	TEAM	GP	GS	ATT.	CMP.	PCT.	YDS	AVG.	TD	INT.	LG	SK	LST	RATE	NO.	YDS.	AVG.	LG	TD
2019	Panthers	2	2	52	28	53.8	228	4.4	0	4	28	6	44	33.2	7	22	3.1	11	0
2020	Panthers	0	0	0	0	0.0	0	0.0	0	0	0	0	0	0.0	0	0	0.0	0	0
TOTALS		2	2	52	28	53.8	228	4.4	0	4	28	6	44	33.2	7	22	3.1	11	0

**SINGLE-GAME HIGHS: QUARTERBACK**

**Pass Attempts** 44 at Indianapolis Colts, Dec 22, 2019  
**Pass Completions** 27 at Indianapolis Colts, Dec 22, 2019  
**Yards Passing** 224 at Indianapolis Colts, Dec 22, 2019  
**Long Passes** 28 at Indianapolis Colts, Dec 22, 2019  
**Completion Percentage** 61.4 at Indianapolis Colts, Dec 22, 2019

**Passer Rating** 46 at Indianapolis Colts, Dec 22, 2019  
**Rush Attempts** 4 at Indianapolis Colts, Dec 22, 2019  
**Rushing Yards** 17 at Indianapolis Colts, Dec 22, 2019  
**Longest Runs** 11 at Indianapolis Colts, Dec 22, 2019



2020 GAME-BY-GAME REGULAR SEASON STATISTICS (PANTHERS)

DATE	OPPONENT	P/S	PASSING										RUSHING					W/L	SCORE
			ATT	CMP	YDS	PCT	Y/A	Y/C	TD	INT	LG	SK/YD	RATE	ATT	YDS	LG	TD		
09/13	Raiders		DID NOT PLAY (NON-INJURY)														L	30-34	
09/20	at Buccaneers		GAME INACTIVE														L	17-31	
09/27	at Chargers		DID NOT PLAY (NON-INJURY)														W	21-16	
10/04	Cardinals		DID NOT PLAY (NON-INJURY)														W	31-21	
10/11	at Falcons		DID NOT PLAY (NON-INJURY)														W	23-16	
10/18	Bears		GAME INACTIVE														L	16-23	
10/25	at Saints		GAME INACTIVE														L	24-27	
10/29	Falcons		INACTIVE														L	17-25	
11/08	at Chiefs		DID NOT PLAY (NON-INJURY)														L	31-33	
11/15	Buccaneers		GAME INACTIVE														L	23-46	
11/22	Lions		DID NOT PLAY (NON-INJURY)														W	20-0	
11/29	at Vikings		GAME INACTIVE														L	27-28	
12/13	Broncos		GAME INACTIVE														L	27-32	
12/19	at Packers		GAME INACTIVE														L	16-24	
12/27	at Washington		GAME INACTIVE														W	20-13	
2020 TOTALS		0-0	0	0	0	0.0	0.0	0.0	0	0	0	0/0	0.0	0	0	0	0	5-10	



**YETUR**  
**GROSS-MATOS**  
**6'5" // 265**  
**PENN STATE**  
**SPOTSYLVANIA, VA.**

**97**  
**DE**

EXPERIENCE (YEARS)

**NFL**

**PANTHERS**

**R**

**R**

BIRTHDATE

**2.26.98**

ACQUIRED

**D2A-20**

### TRANSACTIONS

Drafted by the Panthers in the second round (38th overall) of the 2020 NFL Draft...Placed on the reserve/injured list with an ankle injury (10/16/20)...Activated from the reserve/injured list (11/7/20)...Placed on the reserve/COVID-19 list (11/30/20)...Removed from the reserve/COVID-19 list and placed on the active roster (12/10/20).

### COLLEGE & PERSONAL

Spent three years at Penn State, where he finished his career tied for 10th all-time in school history with 19.0 career sacks...Ranked 11th all-time at Penn State with 37.0 career tackles for loss...Also totaled 111 career tackles, two forced fumbles and two fumble recoveries...Tallied 40 tackles, 9.5 sacks and 15 TFLs as a junior in 2019... Ranked seventh in the Big Ten and No. 21 in the nation with 0.79 sacks per game...Won the team's Reid-Robinson Award, recognizing an outstanding defensive lineman...Named a finalist for the Ted Hendricks Award...Tabbed a semifinalist for the Lombardi Award...Named Phil Steele All-America third team...Selected All-Big Ten first team by the coaches and media, and second team by the Associated Press...Made 13 starts as a sophomore, totaling 54 tackles, 8.0 sacks and 20 TFLs...Became the 11th Nittany Lion to record 20 tackles for loss in a season...Voted first-team All-Big Ten by the media...Ranked No. 2 in the Big Ten and ranked No. 12 in the nation with 1.5 tackles for loss per game...Finished No. 8 in the Big Ten and No. 47 in FBS with 0.62 sacks per game...Appeared in all 13 games as a true freshman in 2017, recording 17 tackles, 1.5 sacks and two TFLs...Named honorable-mention All-Freshman Team by BTN.com.

Attended Chancellor High School in Spotsylvania, Virginia...Full name is Yetur Akkub Gross-Matos...Majorred in criminology...Has career ambitions to serve underprivileged youth in some capacity.

### DEFENSIVE STATISTICS

DATE	TEAM	GP	TACKLES					INTERCEPTIONS					FUMBLES		
			TK	S	A	SK	NO	YDS	LG	TD	PD	FF	FR		
2017	Penn State	10	17	5	12	1.5	0	0	0	0	0	0	0	1	
2018	Penn State	13	54	36	18	8.0	0	0	0	0	0	2	1		
2019	Penn State	11	40	23	17	9.0	0	0	0	0	0	0	0		
COLLEGE TOTALS		34	111	64	47	18.5	0	0	0	0	0	2	2		

### YETUR GROSS-MATOS' NFL REGULAR SEASON DEFENSIVE STATISTICS

		TACKLES										INTERCEPTIONS				O. FUMB			ST				MISC			
DATE	TEAM	GP	GS	TK	S	A	TFL	YDS	SK	YDS	QBH	NO	YDS	LG	TD	PD	FF	FR	YDS	TK	S	A	FF	FR	S	A
2020	Panthers	11	6	22	9	13	2	6	2.5	7.5	6	0	0	0	0	0	1	0	0	0	0	0	0	0	0	0
NFL TOTALS		11	6	22	9	13	2	6	2.5	7.5	6	0	0	0	0	0	1	0	0	0	0	0	0	0	0	0

### SINGLE-GAME HIGHS: DEFENSIVE

**Total Tackles** 5 vs. Tampa Bay Buccaneers, Nov 15, 2020  
**Sacks** 1.0 at Washington, Dec 27, 2020  
...1 more at 1.0.

**Forced Fumbles**  
**Tackles For Loss**

1 vs. Arizona Cardinals, Oct 04, 2020  
1 at Washington, Dec 27, 2020  
...1 more at 1.

[illegible][illegible]



WOODROW  
HAMILTON  
6'3" // 315

MISSISSIPPI  
RALEIGH, MISS.

78  
DT

EXPERIENCE (YEARS)

NFL

PANTHERS

2

2

BIRTHDATE

12.20.92

ACQUIRED

FA-19

### PRO CAREER

- Signed with Carolina in Week 13 of 2019 but was inactive for the final five games of the season.
- Signed a reserve/future contract with Carolina following the 2018 season.
- Played in one game for New Orleans in the playoffs, tallying three tackles.
- Played in first career game and started for New England at Cleveland (10/9/16).

### TRANSACTIONS

Signed as an undrafted free agent by New England (5/6/16)...Waived by New England (9/3/16)...Signed to New England practice squad (9/4/16)...Signed to New England active roster (10/8/16)...Waived by New England (12/21/16)...Signed to New England practice squad (12/27/16)...Waived/injured by New England (9/2/17)...Signed to New Orleans practice squad (10/10/17)...Signed to New Orleans active roster (1/10/18)...Waived by New Orleans (8/31/18)...Signed to New Orleans practice squad (9/3/18)...Terminated from New Orleans practice squad (9/27/18)...Signed to New York Giants practice squad (12/12/18)...Signed a reserve future contract with Carolina (12/31/18)...Waived by Carolina (8/30/19)...Signed as a free agent by Carolina (11/27/19)...Waived by Carolina (9/5/20)...Signed to Carolina's practice squad (9/6/20)...Signed to the active roster from Carolina's practice squad (10/17/20)...Waived by Carolina (11/7/20)...Signed to Carolina's practice squad (11/10/20)...Signed to Carolina's active roster from the practice squad (12/12/20).

### COLLEGE & PERSONAL

Played in 47 games with 25 starts at nose tackle and finished with 83 tackles and three sacks and one pass defended for Mississippi...As a senior, he started all 12 games and totaled 29 tackles and one sack...Attended Raleigh HS in Raleigh, Miss.

### REGULAR SEASON COMPARISON: DEFENSIVE - NEW ORLEANS SAINTS

		TACKLES										MISC			
DATE	OPP	W/L	GP/GS	TOT	SOLO	ASST	SACK	YDS.	INT	TFL	PD	QBH	TD	FF	FR
10/25/20	CAR @ NO	L	P	1	1	0	0.0	0	0	0	0	0	0	0	0
TOTALS		0/1	1/0	1	1	0	0.0	0	0	0	0	0	0	0	0

### WOODROW HAMILTON'S NFL REGULAR SEASON DEFENSIVE STATISTICS

		TACKLES										INTERCEPTIONS				O. FUMB			ST					
DATE	TEAM	GP	GS	TK	S	A	TFL	YDS	SK	YDS	QBH	NO	YDS	LG	TD	PD	FF	FR	YDS	TK	S	A	FF	FR
2016	Patriots	2	1	3	1	2	0	0	0.0	0.0	0	0	0	0	0	0	0	0	0	0	0	0	0	0
2019	Panthers	0	0	0	0	0	0	0	0.0	0.0	0	0	0	0	0	0	0	0	0	0	0	0	0	0
2020	Panthers	5	0	3	2	1	0	0	0.0	0.0	0	0	0	0	0	0	0	1	0	0	0	0	0	0
NFL TOTALS		7	1	6	3	3	0	0	0.0	0.0	0	0	0	0	0	0	0	1	0	0	0	0	0	0

### WOODROW HAMILTON'S NFL POSTSEASON DEFENSIVE STATISTICS

		TACKLES										INTERCEPTIONS					O. FUMB			ST				
DATE	TEAM	GP	GS	TK	S	A	TFL	YDS	SK	YDS	QBH	NO	YDS	LG	TD	PD	FF	FR	YDS	TK	S	A	FF	FR
2017	Saints	1	0	3	2	1	0	0	0.0	0.0	0	0	0	0	0	0	0	0	0	0	0	0	0	0
NFL TOTALS		1	0	3	2	1	0	0	0.0	0.0	0	0	0	0	0	0	0	0	0	0	0	0	0	0

### SINGLE-GAME HIGHS: DEFENSIVE

Total Tackles 2 at Cleveland Browns, Oct 09, 2016

Fumble Recoveries 1 at Tampa Bay Buccaneers, Sep 20, 2020

### SINGLE-GAME HIGHS - POSTSEASON: DEFENSIVE

Total Tackles 3 at Minnesota Vikings, Jan 14, 2018

### 2020 GAME-BY-GAME REGULAR SEASON STATISTICS (PANTHERS)

[illegible]



**MYLES**  
**HARTSFIELD**  
**5'11" // 210**

**MISSISSIPPI**  
**SAYREVILLE, N.J.**

**38**

**DB**

EXPERIENCE (YEARS)

**NFL**

**PANTHERS**

**R**

**R**

BIRTHDATE

**8.5.97**

ACQUIRED

**FA-20**

## TRANSACTIONS

Signed as an undrafted free agent with Carolina (4/30/20).

## COLLEGE & PERSONAL

Played four seasons at Ole Miss tallying 167 career tackles, 8.0 tackles for loss, three interceptions and 17 pass break ups...As a senior, totaled 41 tackles, 2.5 tackles for loss, one interception and four passes defended...Led the team with seven pass breakups as a junior...Earned Freshman All-America third team honors from Athlon in 2016...Named Freshman All-SEC...Finished fifth on team with 43 total tackles. Attended East Coast Prep in Barrington, Massachusetts...Majored in general studies at Ole Miss with minors in journalism, recreation administration and legal studies.

## MYLES HARTSFIELD'S NFL REGULAR SEASON DEFENSIVE STATISTICS

DATE	TEAM	GP	TACKLES										INTERCEPTIONS					O. FUMB			ST				MISC	
			GS	TK	S	A	TFL	YDS	SK	YDS	QBH	NO	YDS	LG	TD	PD	FF	FR	YDS	TK	S	A	FF	FR	S	A
2020	Panthers	15	0	10	7	3	0	0	0.0	0.0	0	0	0	0	0	1	0	1	0	1	1	0	0	1	0	0
NFL TOTALS		15	0	10	7	3	0	0	0.0	0.0	0	0	0	0	0	1	0	1	0	1	1	0	0	1	0	0

## SINGLE-GAME HIGHS: DEFENSIVE

**Total Tackles** 3 at Washington, Dec 27, 2020  
...1 more at 3.  
**Passes Defensed** 1 at Green Bay Packers, Dec 19, 2020  
**Fumble Recoveries** 1 at Kansas City Chiefs, Nov 08, 2020

**Special Teams Tackles** 1 at New Orleans Saints, Oct 25, 2020  
**Special Teams Fumble Recoveries** 1 at Minnesota Vikings, Nov 29, 2020

## 2020 GAME-BY-GAME REGULAR SEASON STATISTICS (PANTHERS)

DATE	OPPONENT	P/S	TACKLES							INTERCEPTIONS					O. FUMB			ST			MISC				
			TK	S	A	SK	YDS	TFL	YDS	QBH	NO	YDS	LG	TD	PD	FF	FR	YDS	TK	S	A	FF	FR	S	A
09/13	Raiders	P	0	0	0	0.0	0.0	0	0	0	0	0	0	0	0	0	0	0	0	0	0	0	0	0	L
09/20	at Buccaneers	P	0	0	0	0.0	0.0	0	0	0	0	0	0	0	0	0	0	0	0	0	0	0	0	0	L
09/27	at Chargers	P	0	0	0	0.0	0.0	0	0	0	0	0	0	0	0	0	0	0	0	0	0	0	0	0	W
10/04	Cardinals	P	0	0	0	0.0	0.0	0	0	0	0	0	0	0	0	0	0	0	0	0	0	0	0	0	W
10/11	at Falcons	P	0	0	0	0.0	0.0	0	0	0	0	0	0	0	0	0	0	0	0	0	0	0	0	0	W
10/18	Bears	P	0	0	0	0.0	0.0	0	0	0	0	0	0	0	0	0	0	0	0	0	0	0	0	0	L
10/25	at Saints	P	0	0	0	0.0	0.0	0	0	0	0	0	0	0	0	0	0	1	1	0	0	0	0	0	L
10/29	Falcons	P	2	1	1	0.0	0.0	0	0	0	0	0	0	0	0	0	0	0	0	0	0	0	0	0	L
11/08	at Chiefs	P	0	0	0	0.0	0.0	0	0	0	0	0	0	0	0	1	0	0	0	0	0	0	0	0	L
11/15	Buccaneers	P	0	0	0	0.0	0.0	0	0	0	0	0	0	0	0	0	0	0	0	0	0	0	0	0	L
11/22	Lions	P	1	0	1	0.0	0.0	0	0	0	0	0	0	0	0	0	0	0	0	0	0	0	0	0	W
11/29	at Vikings	P	0	0	0	0.0	0.0	0	0	0	0	0	0	0	0	0	0	0	0	0	0	1	0	0	L
12/13	Broncos	P	1	1	0	0.0	0.0	0	0	0	0	0	0	0	0	0	0	0	0	0	0	0	0	0	L
12/19	at Packers	P	3	2	1	0.0	0.0	0	0	0	0	0	0	1	0	0	0	0	0	0	0	0	0	0	L
12/27	at Washington	P	3	3	0	0.0	0.0	0	0	0	0	0	0	0	0	0	0	0	0	0	0	0	0	0	W
2020 TOTALS		15-0	10	7	3	0.0	0.0	0	0	0	0	0	0	1	0	1	0	1	1	0	0	1	0	0	5-10



**MARQUIS  
HAYNES**  
6'2" // 235

**MISSISSIPPI**  
JACKSONVILLE, FLA.

**98**  
**DE**

EXPERIENCE (YEARS)

**NFL**

**PANTHERS**

**3**

**3**

BIRTHDATE

**12.16.93**

ACQUIRED

**D4B-18**

### PRO CAREER

- Saw action in 11 games for Carolina in 2019...Tallied 10 tackles with 1.0 sack and one stop on special teams.
- Played in four games for Carolina in 2018...Totaled one tackle on defense and two special teams tackles on the season.

### TRANSACTIONS

Drafted by the Carolina Panthers in the fourth round of the 2018 Draft (136th overall).

### COLLEGE & PERSONAL

Played four seasons at Ole Miss becoming modern-era career sacks leader with 32 career sacks...Also holds modern-era career tackles for loss record with 47.5...In 2017, earned All-SEC Second Team accolades and participated in the Senior Bowl...Tallied 45 tackles on the season, including 7.5 sacks which ranked fifth in the SEC...Notched team-best 11.5 tackles for loss with three forced fumbles...In 2016, earned All-SEC Third Team honors...Led team in TFLs (11.0), sacks (7.0) forced fumbles (3) and QB hurries (8)...Finished third on team with 53 tackles...Tied for second in SEC and 15th nationally with three forced fumbles...Earned All-SEC Second Team honors in 2015, winning SEC Defensive Lineman of the Week honors three times...Tied for fourth in the SEC and 19th in the country with 10.0 sacks...In 2014, named to the Freshman All-America First Team by numerous publications...Tied for fourth among all freshman in nation in sacks (7.5), setting an Ole Miss freshman record. Went to University Christian High School in Jacksonville, Fla.

### REGULAR SEASON COMPARISON: DEFENSIVE - NEW ORLEANS SAINTS

DATE	OPP	TACKLES										MISC			
		W/L	GP/GS	TOT	SOLO	ASST	SACK	YDS.	INT	TFL	PD	QBH	TD	FF	FR
12/30/18 CAR @ NO		W	P	1	0	1	0.0	0	0	0	0	0	0	0	0
10/25/20 CAR @ NO		L	P	1	1	0	0.0	0	0	1	0	0	0	0	1
TOTALS		1/1	2/0	2	1	1	0.0	0	0	1	0	0	0	0	1

### MARQUIS HAYNES' NFL REGULAR SEASON DEFENSIVE STATISTICS

		TACKLES										INTERCEPTIONS					O. FUMB			ST					
DATE	TEAM	GP	GS	TK	S	A	TFL	YDS	SK	YDS	QBH	NO	YDS	LG	TD	PD	FF	FR	YDS	TK	S	A	FF	FR	
2018	Panthers	4	0	2	1	1	0	0	0.0	0.0	0	0	0	0	0	0	0	0	0	2	0	2	0	0	0
2019	Panthers	11	0	10	4	6	1	7	1.0	7.0	2	0	0	0	0	0	0	1	15	2	1	1	0	0	0
2020	Panthers	14	0	17	14	3	4	23	4.0	19.0	5	0	0	0	0	1	1	2	1	0	0	0	0	0	0
NFL TOTALS		29	0	29	19	10	5	30	5.0	26.0	7	0	0	0	0	1	1	3	16	4	1	3	0	0	0

### SINGLE-GAME HIGHS: DEFENSIVE

**Total Tackles** 4 vs. Tampa Bay Buccaneers, Sep 12, 2019  
**Sacks** 1.0 at Washington, Dec 27, 2020  
...4 more at 1.0.  
**Passes Defensed** 1 at Atlanta Falcons, Oct 11, 2020  
**Forced Fumbles** 1 at Washington, Dec 27, 2020

**Fumble Recoveries** 1 vs. Detroit Lions, Nov 22, 2020  
...2 more at 1.  
**Tackles For Loss** 1 vs. Atlanta Falcons, Oct 29, 2020  
...4 more at 1.  
**Special Teams Tackles** 1 at Atlanta Falcons, Dec 08, 2019  
...3 more at 1.

## 2020 GAME-BY-GAME REGULAR SEASON STATISTICS (PANTHERS)

[illegible]





**DONTE JACKSON**  
5'10" // 180  
LOUISIANA STATE  
METARIE, LA.

**26**  
**CB**

EXPERIENCE (YEARS)

NFL

PANTHERS

3

3

BIRTHDATE

11.8.95

ACQUIRED

D2-18

### NFL RANKINGS

- Totaled seven interceptions over his first two seasons, tied for second-most among NFL cornerbacks in 2018-19.

### FRANCHISE RANKINGS

- His seven interceptions over his first two career season tied Ricky Manning for second-most in franchise history behind Chris Gamble (13).
- Became first player in franchise history to return a two-point conversion attempt for a defensive score, intercepting New Orleans' Drew Brees in Week 15 (12/17/18) and returning it 98 yards.

### PRO CAREER

- Played in 13 games with 10 starts for Carolina in 2019...Tallied 40 tackles while tying for the team lead with three interceptions...Notched eight pass deflections.
- Started all 16 games for Carolina in 2018...Tallied 75 tackles, one sack, one forced fumble, seven passes defended and four interceptions, tying for seventh in the NFL in interceptions and first among rookies.
- Secured a career-high two interceptions against Cincinnati in Week 3 (9/23/18), including one late in the fourth quarter that sealed the team's victory.

### TRANSACTIONS

Drafted by the Carolina Panthers in the second round of the 2018 Draft (55th overall).

### COLLEGE & PERSONAL

Played in 37 games with 24 starts in the secondary for the Tigers...For career, compiled 116 tackles, 4.0 tackles for loss, and four interceptions...Added 22 pass breakups and a sack...Named All-America Second Team by Sporting News in 2017...All-SEC Second Team in 2017...In 2017, finished with 51 tackles, 3.5 tackles for loss, a sack and an interception...Ranked second on team in pass breakups with 10...Recorded a career-best nine tackles in road win over Florida...In his sophomore season of 2016, he played in 12 games with 11 starts...Recorded the second-most pass breakups with eight on the season...Also had 39 tackles...Returned seven kickoffs during the season, including a long of 40 against Jacksonville State...Also totaled two interceptions and a forced fumble.

Competed on LSU's track teams as one of the NCAA's top sprinters during the 2017 track season...An SEC finalist in the 60 meters indoors and 100 meters outdoors at the SEC Championships...Owns a personal best of 6.63 in the 60-meter dash from the 2016 season to rank No. 4 on LSU's all-time indoor performance list in the event.

### REGULAR SEASON COMPARISON: DEFENSIVE - NEW ORLEANS SAINTS

DATE	OPP	TACKLES										MISC			
		W/L	GP/GS	TOT	SOLO	ASST	SACK	YDS.	INT	TFL	PD	QBH	TD	FF	FR
12/17/18 CAR vs. NO		L	S	3	2	1	0.0	0	0	1	1	0	0	0	0
12/30/18 CAR @ NO		W	S	9	6	3	0.0	0	0	0	0	0	0	0	0
11/24/19 CAR @ NO		L	S	3	0	3	0.0	0	0	0	1	0	0	0	0
12/29/19 CAR vs. NO		L	P	1	1	0	0.0	0	0	0	0	0	0	0	0
TOTALS		1/3	4/3	16	9	7	0.0	0	0	1	2	0	0	0	0

### DONTE JACKSON'S NFL REGULAR SEASON DEFENSIVE STATISTICS


DATE	TEAM	GP	GS	TACKLES							INTERCEPTIONS					O. FUMB			ST					
				TK	S	A	TFL	YDS	SK	YDS	QBH	NO	YDS	LG	TD	PD	FF	FR	YDS	TK	S	A	FF	FR
2018	Panthers	16	16	73	62	11	4	15	1.0	8.0	1	4	0	0	0	9	1	0	0	1	1	0	0	0
2019	Panthers	13	10	40	32	8	1	2	0.0	0.0	0	3	25	25	0	8	0	1	0	0	0	0	0	1
2020	Panthers	13	12	29	20	9	1	1	0.0	0.0	0	3	110	66	0	10	0	0	0	0	0	0	0	0
NFL TOTALS		42	38	142	114	28	6	18	1.0	8.0	1	10	135	66	0	27	1	1	0	1	1	0	0	1

<b>Total Tackles</b>	10 at Cleveland Browns, Dec 09, 2018
<b>Sacks</b>	1.0 vs. Baltimore Ravens, Oct 28, 2018
<b>Passes Defensed</b>	3 at Green Bay Packers, Nov 10, 2019
<b>Forced Fumbles</b>	1 at Atlanta Falcons, Sep 16, 2018
<b>Fumble Recoveries</b>	1 vs. Tennessee Titans, Nov 03, 2019

Interception Return Yards  
Special Teams Tackles  
Special Teams Fumble Re

2 at Pittsburgh Steelers, Nov 08, 2018  
2 at Arizona Cardinals, Sep 22, 2019  
...1 more at 2.  
66 at Los Angeles Chargers, Sep 27, 2020  
1 at Washington, Oct 14, 2018  
1 vs. Tampa Bay Buccaneers, Sep 12, 2019

[illegible]



**NATRELL  
JAMERSON**

**5'11" // 200**

**WISCONSIN  
CITRA, FLA.**

**30**

**DB**

EXPERIENCE (YEARS)

**NFL**

**PANTHERS**

**3**

**2**

BIRTHDATE

**12.15.95**

ACQUIRED

**WV-19 GB**

### PRO CAREER

- Played in five games with Carolina in 2019, tallying one tackle on defense and two on special teams...Ended season on injured reserve.
- Played in 10 games with Houston and two games with Green Bay in 2018, totaling five tackles.

### TRANSACTIONS

Selected by New Orleans in the fifth round (164th overall) of the 2018 NFL Draft...Waived by New Orleans (9/1/18)...Claimed off waivers by Houston (9/2/18)...Waived by Houston (12/4/18)...Claimed off waivers by Green Bay (12/5/18)...Waived by Green Bay (8/31/19)...Claimed off waivers by Carolina (9/1/19)...Placed on injured reserve with Carolina (10/22/19)...Waived by Carolina (9/5/20)...Signed to Carolina's practice squad (9/6/20)...Placed on Practice Squad Reserve/COVID-19 list (9/9/20)...Removed from Practice Squad Reserve/COVID-19 list and placed on the practice squad (9/29/20).

### COLLEGE & PERSONAL

Played four seasons at Wisconsin, totaling 88 tackles and two interceptions, including one returned for a touchdown...Posted a 98-yard kickoff return for touchdown in sophomore season against Maryland...Earned defensive MVP honors in East-West Shrine Bowl in senior year...Went to Vanguard HS in Ocala, Fla.

### NATRELL JAMERSON'S NFL REGULAR SEASON DEFENSIVE STATISTICS

DATE	TEAM	GP	GS	TACKLES							INTERCEPTIONS					O. FUMB			ST				MISC		
				TK	S	A	TFL	YDS	SK	YDS	QBH	NO	YDS	LG	TD	PD	FF	FR	YDS	TK	S	A	FF	FR	S
2018	Texans	10	0	5	5	0	0	0	0.0	0.0	0	0	0	0	1	0	0	0	2	1	1	0	0	0	0
2018	Packers	2	0	0	0	0	0	0	0.0	0.0	0	0	0	0	0	0	0	3	2	1	0	0	0	0	
2018	TOTAL	12	0	5	5	0	0	0	0.0	0.0	0	0	0	0	1	0	0	5	3	2	0	0	0	0	
2019	Panthers	5	0	1	1	0	0	0	0.0	0.0	0	0	0	0	0	0	0	2	2	0	0	0	0	0	
2020	Panthers	4	0	0	0	0	0	0	0.0	0.0	0	0	0	0	0	0	0	0	0	0	0	0	0	0	
NFL TOTALS		21	0	6	6	0	0	0	0.0	0.0	0	0	0	0	1	0	0	7	5	2	0	0	0	0	

### SINGLE-GAME HIGHS: DEFENSIVE

**Total Tackles** 3 vs. Miami Dolphins, Oct 25, 2018  
**Passes Defensed** 1 vs. Miami Dolphins, Oct 25, 2018


**Special Teams Tackles** 3 at New York Jets, Dec 23, 2018

2020 GAME-BY-GAME REGULAR SEASON STATISTICS (PANTHERS)

TACKLES														INTERCEPTIONS				O. FUMB			ST			MISC				
DATE	OPPONENT	P/S	TK	S	A	SK	YDS	TFL	YDS	QBH	NO	YDS	LG	TD	PD	FF	FR	YDS	TK	S	A	FF	FR	S	A	W/L	SCORE	
09/13	Raiders		RESERVE/COVID-19																								L	30-34
09/20	at Buccaneers		RESERVE/COVID-19																								L	17-31
09/27	at Chargers		RESERVE/COVID-19																								W	21-16
10/04	Cardinals		PRACTICE SQUAD																								W	31-21
10/11	at Falcons		PRACTICE SQUAD																								W	23-16
10/18	Bears		PRACTICE SQUAD																								L	16-23
10/25	at Saints		PRACTICE SQUAD																								L	24-27
10/29	Falcons	P	0	0	0	0.0	0.0	0	0	0	0	0	0	0	0	0	0	0	0	0	0	0	0	0	0	L	17-25	
11/08	at Chiefs		PRACTICE SQUAD																								L	31-33
11/15	Buccaneers		PRACTICE SQUAD																								L	23-46
11/22	Lions		PRACTICE SQUAD																								W	20-0
11/29	at Vikings	P	0	0	0	0.0	0.0	0	0	0	0	0	0	0	0	0	0	0	0	0	0	0	0	0	0	L	27-28	
12/13	Broncos	P	0	0	0	0.0	0.0	0	0	0	0	0	0	0	0	0	0	0	0	0	0	0	0	0	0	L	27-32	
12/19	at Packers		GAME INACTIVE																								L	16-24
12/27	at Washington		GAME INACTIVE																								W	20-13
2020 TOTALS			3-0	0	0	0	0.0	0.0	0	0	0	0	0	0	0	0	0	0	0	0	0	0	0	0	0	5-10		

2019 GAME-BY-GAME REGULAR SEASON STATISTICS (PANTHERS)

TACKLES										INTERCEPTIONS					O. FUMB			ST			MISC						
DATE	OPPONENT	P/S	TK	S	A	SK	YDS	TFL	YDS	QBH	NO	YDS	LG	TD	PD	FF	FR	YDS	TK	S	A	FF	FR	S	A	W/L	SCORE
09/08	Rams	P	0	0	0	0.0	0.0	0	0	0	0	0	0	0	0	0	0	0	1	1	0	0	0	0	0	L	27-30
09/12	Buccaneers	P	0	0	0	0.0	0.0	0	0	0	0	0	0	0	0	0	0	0	1	1	0	0	0	0	0	L	14-20
09/22	at Cardinals	P	0	0	0	0.0	0.0	0	0	0	0	0	0	0	0	0	0	0	0	0	0	0	0	0	0	W	38-20
09/29	at Texans	P	1	1	0	0.0	0.0	0	0	0	0	0	0	0	0	0	0	0	0	0	0	0	0	0	0	W	16-10
10/06	Jaguars	P	0	0	0	0.0	0.0	0	0	0	0	0	0	0	0	0	0	0	0	0	0	0	0	0	0	W	34-27
10/13	at Buccaneers		INACTIVE																					W	37-26		
10/27	at 49ers		INJURED RESERVE																					L	13-51		
11/03	Titans		INJURED RESERVE																					W	30-20		
11/10	at Packers		INJURED RESERVE																					L	16-24		
11/17	Falcons		INJURED RESERVE																					L	3-29		
11/24	at Saints		INJURED RESERVE																					L	31-34		
12/01	Washington		INJURED RESERVE																					L	21-29		
12/08	at Falcons		INJURED RESERVE																					L	20-40		
12/15	Seahawks		INJURED RESERVE																					L	24-30		
12/22	at Colts		INJURED RESERVE																					L	6-38		
12/29	Saints		INJURED RESERVE																					L	10-42		
2019 TOTALS			5-0	1	1	0	0.0	0.0	0	0	0	0	0	0	0	0	0	0	2	2	0	0	0	0	0	5-11	



JJ  
**JANSEN**  
6'2" // 235  
**NOTRE DAME**  
PHOENIX, ARIZ.

44  
LS

EXPERIENCE (YEARS)

NFL

PANTHERS

13
12

BIRTHDATE

1.20.86

ACQUIRED

TR-09 GB

## FRANCHISE RANKINGS

- 176 regular season games played are the most by a long snapper in franchise history and tied with Thomas Davis for third-most among all-time Panthers.

## HONORS

- Pro Bowl (2013)

## PRO CAREER

- Played in all 16 regular season games every season for Carolina from 2009-19.
- Tallied nine total special teams tackles from 2009-19.
- Helped Carolina's punting game rank fifth in net punting average (42.4) in 2017, marking a new franchise record for net punt yards...Also ranked fifth in net punting in 2013 (41.6), the second-highest average in franchise history.
- Selected to his first career Pro Bowl in 2013...Successful on all 139 snaps...Helped kicker Graham Gano convert 24-of-27 field goal attempts, including a franchise record six made field goals of 50 yards or more...Contributed to punter Brad Nortman setting team records with a 47.8-yard gross average and 41.6-yard net average.
- Spent the 2008 season on the Green Bay Packers injured reserve with a knee injury suffered during the preseason.

## TRANSACTIONS

Signed as an undrafted rookie free agent by Green Bay (5/2/08)...Placed on injured reserve by Green Bay with an injured left knee (8/31/08)...Traded by Green Bay to Carolina in exchange for a 2011 conditional draft choice (4/13/09)...Signed to contract extension by Carolina (2/8/12)...Signed to contract extension by Carolina (2/17/16).

## COLLEGE & PERSONAL

Played in 32 games at Notre Dame...Was the Fighting Irish's long snapper...Recorded eight special teams tackles...Served as the long snapper on field goals and punts in all 12 games as a senior in 2007...Worked with two different punters and right-footed and left-footed place-kickers with each having his own holder.

## JJ JANSEN'S NFL REGULAR SEASON STATISTICS

DATE	TEAM	GP
2009	Panthers	16
2010	Panthers	16
2011	Panthers	16
2012	Panthers	16
2013	Panthers	16
2014	Panthers	16
2015	Panthers	16
2016	Panthers	16
2017	Panthers	16
2018	Panthers	16
2019	Panthers	16
2020	Panthers	15
<b>NFL TOTALS</b>		<b>191</b>



**MATT  
KASKEY**  
**6'7" // 325**

**DARTMOUTH**  
**WINNETKA, ILL.**

**63**

**T**

EXPERIENCE (YEARS)

**NFL**

**PANTHERS**

**1**

**2**

BIRTHDATE

**3.17.97**

ACQUIRED

**FA-19**

### TRANSACTIONS


Signed as an undrafted free agent with Los Angeles Rams (5/14/19)...Waived by Los Angeles (8/30/19)...Signed to Carolina practice squad (9/24/19)...Cut from Carolina practice squad (11/12/19)...Signed to Carolina practice squad (12/4/19)...Signed to active roster for Carolina (12/21/19).

### COLLEGE & PERSONAL

Went to Dartmouth where he earned FCS All-America Second Team honors in 2018...Two-time All-Ivy League First Team...Played left tackle for Dartmouth. Went to New Trier HS in Winnetka, Ill.

### 2020 GAME-BY-GAME REGULAR SEASON STATISTICS (PANTHERS)

DATE	OPPONENT	P/S		W/L	SCORE
09/13	Raiders		PRACTICE SQUAD	L	30-34
09/20	at Buccaneers		PRACTICE SQUAD	L	17-31
09/27	at Chargers		PRACTICE SQUAD	W	21-16
10/04	Cardinals		PRACTICE SQUAD	W	31-21
10/11	at Falcons		PRACTICE SQUAD	W	23-16
10/18	Bears		PRACTICE SQUAD	L	16-23
10/25	at Saints		PRACTICE SQUAD	L	24-27
10/29	Falcons		PRACTICE SQUAD	L	17-25
11/08	at Chiefs		PRACTICE SQUAD	L	31-33
11/15	Buccaneers		PRACTICE SQUAD	L	23-46
11/22	Lions		PRACTICE SQUAD	W	20-0
11/29	at Vikings		PRACTICE SQUAD	L	27-28
12/13	Broncos		PRACTICE SQUAD	L	27-32
12/19	at Packers		DID NOT PLAY (NON-INJURY)	L	16-24
12/27	at Washington		PRACTICE SQUAD	W	20-13
<b>2020 TOTALS</b>		<b>0-0</b>		<b>5-10</b>	



**ZACH KERR**  
**6'2" // 334**  
**DELAWARE**  
**VIRGINIA BEACH, VA.**

**92**  
**DT**

EXPERIENCE (YEARS)

NFL

PANTHERS

**7**  
**1**

BIRTHDATE

**8.29.90**

ACQUIRED

**UFA-20 ARI**

PRO CAREER

- Saw action in 12 games with the Cardinals in 2019, including three starts...Tallied 19 tackles and one pass defended.
- Played in all 16 games with the Broncos in 2018...Totalled a career-high 33 tackles...Added 1.5 sacks and one pass defended.
- Saw action in 11 games with one start for the Broncos in 2017...Tallied 19 tackles, 0.5 sacks and one pass defended.
- Played in 12 games making 4 starts in 2016 with Indianapolis...Recorded 19 tackles, 2.5 sacks and one fumble recovery...Totalled a career-high five solo tackles and one sack at Denver (9/18).
- Participated in 12 games with 4 starts for the Colts in 2015...Notched 29 tackles and one pass defended...Started the final four games of the season.
- Saw action in 12 games with the Colts as a rookie in 2014...Contributed 16 tackles and a career-high three sacks...Added one pass defended and one forced fumble.

TRANSACTIONS

Signed by Indianapolis as an undrafted free agent (5/11/14)...Signed by Denver as a free agent (3/9/17)...Signed with Arizona as a free agent (10/2/19)...Signed with the Panthers as an unrestricted free agent (3/25/20)...Placed on reserve/COVID-19 list (12/7/20)...Activated from reserve/COVID-19 list (12/22/20).

COLLEGE & PERSONAL

Kerr played two seasons at the University of Delaware (2012-13) after beginning his collegiate career at the University of Maryland (2009-11)...Started all 22 games played with the Blue Hens after appearing in 25 contests at Maryland...Finished his senior season at Delaware with 57 tackles, 3.5 sacks, four passes defended and two forced fumbles en route to first-team All-Colonial Athletic Association honors...Earned second-team All-CAA honors as a junior after starting all 11 games...Finished his junior season with 27 tackles, one sack, one interception and two fumble recoveries...Recorded 23 tackles in his two seasons at Maryland before sitting out the 2011 season due to NCAA transfer rules. Attended Quince Orchard High School in Gaithersburg, Md., and spent one season at Fork Union (Va.) Military Academy before college...Born on Aug. 29, 1990, in Virginia Beach, Va.

REGULAR SEASON COMPARISON: DEFENSIVE - NEW ORLEANS SAINTS

DATE	OPP	TACKLES										MISC			
		W/L	GP/GS	TOT	SOLO	ASST	SACK	YDS.	INT	TFL	PD	QBH	TD	FF	FR
10/27/19 ARZ @ NO		L	P	3	3	0	0.0	0	0	0	0	0	0	0	0
10/25/20 CAR @ NO		L	S	2	0	2	0.0	0	0	0	0	1	0	0	0
TOTALS		0/2	2/1	5	3	2	0.0	0	0	0	0	1	0	0	0

ZACH KERR'S NFL REGULAR SEASON DEFENSIVE STATISTICS

		TACKLES										INTERCEPTIONS					O. FUMB			ST					
DATE	TEAM	GP	GS	TK	S	A	TFL	YDS	SK	YDS	QBH	NO	YDS	LG	TD	PD	FF	FR	YDS	TK	S	A	FF	FR	
2014	Colts	12	0	16	11	5	2	6	3.0	6.0	2	0	0	0	0	1	1	0	0	0	0	0	0	0	0
2015	Colts	12	4	29	16	13	2	5	0.0	0.0	3	0	0	0	0	1	0	0	0	0	0	0	0	0	0
2016	Colts	12	4	19	11	8	4	17	2.5	15.5	6	0	0	0	0	0	0	1	0	0	0	0	0	0	0
2017	Broncos	11	1	19	10	9	2	4	0.5	3.5	2	0	0	0	0	1	0	0	0	0	0	0	0	0	0
2018	Broncos	16	0	33	15	18	2	7	1.5	7.0	3	0	0	0	0	1	0	0	0	0	0	0	0	0	0
2019	Cardinals	12	3	22	15	7	1	2	0.0	0.0	2	0	0	0	0	1	0	0	0	0	0	0	0	0	0
2020	Panthers	12	4	28	9	19	1	3	2.0	15.5	9	0	0	0	0	2	1	0	0	0	0	0	0	0	0
NFL TOTALS		87	16	166	87	79	14	44	9.5	47.5	27	0	0	0	0	7	2	1	0	0	0	0	0	0	0

### ***SINGLE-GAME HIGHS: DEFENSIVE***

<b>Total Tackles</b>	8 at Minnesota Vikings, Nov 29, 2020
<b>Sacks</b>	1.0 at Minnesota Vikings, Nov 29, 2020 ...7 more at 1.0.
<b>Passes Defensed</b>	1 at Minnesota Vikings, Nov 29, 2020 ...6 more at 1.

<b>Forced Fumbles</b>	1 at Minnesota Vikings, Nov 29, 2020 ...1 more at 1.
<b>Fumble Recoveries</b>	1 vs. Jacksonville Jaguars, Jan 01, 2017
<b>Tackles For Loss</b>	2 at Oakland Raiders, Nov 26, 2017 ...1 more at 2.

## 2020 GAME-BY-GAME REGULAR SEASON STATISTICS (PANTHERS)

[illegible]





AUSTIN  
LARKIN

6'3" // 255

PURDUE  
SAN RAMON, CALIF.

96

DE

EXPERIENCE (YEARS)

NFL

PANTHERS

1

1

BIRTHDATE

4.6.95

ACQUIRED

FA-20

PRO CAREER

- Saw action in two NFL games with Atlanta in 2019...Spent a majority of the season on the Falcons' practice squad last year.
- Played for the AAF San Antonio Comander in Spring 2019.

TRANSACTIONS

Signed as an undrafted free agent with Dallas (5/11/18)...Waived by Dallas (9/1/18)...Signed as a free agent with Atlanta (5/29/19)...Waived by Atlanta (8/31/19)...Signed to Atlanta practice squad (9/1/19)...Released from Atlanta practice (9/17/19)...Signed to Atlanta practice squad (9/26/19)...Released from Atlanta practice (10/2/19)...Signed to Atlanta practice squad (11/19/19)...Signed to Atlanta active roster (11/23/19)...Waived by Atlanta (11/26/19)...Signed to Atlanta practice squad (11/28/19)...Signed to Atlanta active roster (12/17/19)...Waived by Atlanta (8/4/20)...Signed as a free agent with Carolina (8/28/20)...Waived by Carolina (9/5/20)...Signed to Carolina's practice squad (9/6/20)...Signed to Carolina's active roster from the practice squad (10/17/20).

COLLEGE & PERSONAL

Played two seasons at Purdue after transferring from Notre Dame...Totaled 42 tackles and 2.5 sacks with one forced fumble...Attended Dougherty Valley HS in San Ramon, Calif.

AUSTIN LARKIN'S NFL REGULAR SEASON DEFENSIVE STATISTICS

DATE	TEAM	GP	GS	TACKLES							INTERCEPTIONS					O. FUMB			ST				MISC	
				TK	S	A	TFL	YDS	SK	YDS	QBH	NO	YDS	LG	TD	PD	FF	FR	YDS	TK	S	A	FF	FR
2018	Cowboys	0	0	0	0	0	0	0	0.0	0.0	0	0	0	0	0	0	0	0	0	0	0	0	0	0
2019	Falcons	2	0	0	0	0	0	0	0.0	0.0	0	0	0	0	0	0	0	1	1	0	0	0	0	0
2020	Panthers	8	0	10	4	6	0	0	0.0	0.0	0	0	0	0	0	0	0	0	0	0	0	0	0	0
NFL TOTALS		10	0	10	4	6	0	0	0.0	0.0	0	0	0	0	0	0	0	1	1	0	0	0	0	0


SINGLE-GAME HIGHS: DEFENSIVE

Total Tackles4 at Carolina Panthers, Dec 13, 2020

Special Teams Tackles1 at Tampa Bay Buccaneers, Dec 29, 2019

## 2020 GAME-BY-GAME REGULAR SEASON STATISTICS (PANTHERS)

[illegible]



**TYLER  
LARSEN**  
**6'4" // 325**  
**UTAH STATE**  
**SANDY, UTAH**

**69**  
**C**

EXPERIENCE (YEARS)		BIRTHDATE	ACQUIRED
NFL	PANTHERS		
<b>5</b>	<b>5</b>	<b>7.8.91</b>	<b>FA-16</b>

### PRO CAREER

- Played in 16 games as a reserve offensive lineman in 2019.
- Played in a career-high 16 games with three starts at for Carolina in 2018...Helped Carolina rank fourth in the NFL in rushing and first in yards per rush, averaging 5.01 yards per attempt.
- Played in 13 games, making 10 starts at center for Carolina in 2017...Helped the Panthers rank fourth in the NFL in rushing, averaging 131.4 yards per game...The Panthers were one of two teams with three or more 200-yard rushing games, and the only team with three players to rush for over 400 yards.
- Played in nine games with five starts for Carolina in 2016.
- Made first career start at Seattle (12/4/16)...Part of an offensive line that allowed zero sacks.
- Made NFL debut at Los Angeles (11/6/16).

### TRANSACTIONS

Signed as an undrafted rookie free agent by Miami (5/13/14)...Waived by Miami (8/26/14)...Signed as a free agent by Washington (2/10/15)... Waived by Washington (9/5/15)... Signed as a free agent by Carolina (1/6/16)...Waived by Carolina (10/8/16)...Signed to practice squad by Carolina (10/11/16)...Signed as a free agent from practice squad by Carolina (11/4/16)...Placed on reserve/COVID-19 list (10/19/20)...Activated from the reserve/COVID-19 list (11/4/20).

### COLLEGE & PERSONAL

Four-year letterman at Utah State...Played in 54 games with 52 starts, both school records...Set a school record with 52 consecutive starts, all at center...Three-time all-conference selection, earning first-team All-Mountain West Conference honors as a senior in 2013 and first-team All-Western Athletic Conference recognition as a junior in 2012 and sophomore in 2011...Played in two games as a true freshman in 2009 before suffering a season-ending knee injury and being granted a medical redshirt...Attended Jordan HS in Sandy, Utah...Graduated from Utah State with a degree in interdisciplinary studies emphasizing health and wellness.

### TYLER LARSEN'S NFL REGULAR SEASON STATISTICS


DATE	TEAM	GP	GS
2016	Panthers	9	5
2017	Panthers	14	10
2018	Panthers	16	3
2019	Panthers	16	0
2020	Panthers	12	0
NFL TOTALS		67	18

### TYLER LARSEN'S NFL POSTSEASON STATISTICS

DATE	TEAM	GP	GS
2017	Panthers	1	0
NFL TOTALS		1	0

2020 GAME-BY-GAME REGULAR SEASON STATISTICS (PANTHERS)

DATE	OPPONENT	P/S	W/L	SCORE
09/13	Raiders	P	L	30-34
09/20	at Buccaneers	P	L	17-31
09/27	at Chargers	P	W	21-16
10/04	Cardinals	P	W	31-21
10/11	at Falcons	P	W	23-16
10/18	Bears	RESERVE/COVID-19	L	16-23
10/25	at Saints	RESERVE/COVID-19	L	24-27
10/29	Falcons	RESERVE/COVID-19	L	17-25
11/08	at Chiefs	P	L	31-33
11/15	Buccaneers	P	L	23-46
11/22	Lions	P	W	20-0
11/29	at Vikings	P	L	27-28
12/13	Broncos	P	L	27-32
12/19	at Packers	P	L	16-24
12/27	at Washington	P	W	20-13
2020 TOTALS		12-0	5-10	



# CHRIS MANHERTZ

6'6" // 255

**CANISIUS**  
NEW YORK, N.Y.

## 82

## TE

EXPERIENCE (YEARS)		BIRTHDATE	ACQUIRED
NFL	PANTHERS	4.10.92	WV-16 NO
5	4		

### PRO CAREER

- Played in 15 games with six starts in 2019, primarily as a blocking tight end...Made one catch for 11 yards...Helped running back Christian McCaffrey rush for 1,387 yards, good for third in the NFL.
- Saw action in 16 games, starting four for Carolina in 2018...tallied two receptions for 52 yards, and one touchdown...His blocking efforts helped the Panthers rank fourth in the NFL with 133.5 rushing yards per game.
- Recorded first NFL touchdown on a career-long 50-yard reception from Christian McCaffrey (12/17/18).
- Saw action in all 16 games in 2017 with four starts before landing on injured reserve prior to the playoffs...Made two receptions for 17 yards, including a career-long 11-yard grab at Chicago (10/22/17).
- Played in four games for Carolina and an additional three games with two starts for New Orleans in 2016.

### TRANSACTIONS

Signed as a free agent by Buffalo (12/30/14)...Waived by Buffalo (8/19/15)...Signed as a free agent by New Orleans (8/24/15)...Waived by New Orleans (9/5/15)...Signed to practice squad by New Orleans (9/7/15)...Signed as a free agent by New Orleans (1/5/16)...Waived by New Orleans (10/15/16)...Claimed off waivers by Carolina (10/17/16)...Placed on injured reserve with an ankle injury (1/2/18)...Placed on physically unable to perform list (7/25/18)...Passed physical, cleared to active roster (8/31/18)...Signed two-year contract with Carolina (1/29/19).

### COLLEGE & PERSONAL

Played basketball at Canisius...Appeared in 116 games with 94 starts...Averaged 6.5 points and 6.8 rebounds per game...Finished career ranked fourth in school history with 789 rebounds...Led the Golden Griffins in rebounding three consecutive seasons as sophomore (2011-12), junior (2012-13) and senior (2013-14). Attended Cardinal Spellman HS in the Bronx, N.Y...Majored in health and wellness at Canisius.

### REGULAR SEASON COMPARISON: RECEIVING - NEW ORLEANS SAINTS

DATE	OPP	W/L	GP/GS	REC	YDS.	AVG.	TD	LG	TGTS	YAC
12/3/17	CAR @ NO	L	S	0	0	0	0	0	1	0
12/17/18	CAR vs. NO	L	P	1	50	50.0	1	50t	2	37
TOTALS		0/2	2/1	1	50	50.0	1	50T	3	37

### CHRIS MANHERTZ'S NFL REGULAR SEASON RUSHING/RECEIVING STATISTICS

DATE	TEAM	GP	GS	RECEIVING					RUSHING				
				NO.	YDS.	AVG.	LG	TD	NO.	YDS.	AVG.	LG	TD
2016	Saints	3	2	0	0	0.0	0	0	0	0	0.0	0	0
2016	Panthers	4	0	1	10	10.0	10	0	0	0	0.0	0	0
2016	TOTAL	7	2	1	10	10.0	10	0	0	0	0.0	0	0
2017	Panthers	16	4	2	17	8.5	11	0	0	0	0.0	0	0
2018	Panthers	16	4	2	52	26.0	50t	1	0	0	0.0	0	0
2019	Panthers	15	6	1	11	11.0	11	0	0	0	0.0	0	0
2020	Panthers	15	11	6	52	8.7	17	0	0	0	0.0	0	0
NFL TOTALS		69	27	12	142	11.8	50t	1	0	0	0.0	0	0

### CHRIS MANHERTZ'S NFL POSTSEASON RUSHING/RECEIVING STATISTICS

DATE	TEAM	GP	GS	RECEIVING					RUSHING				
				NO.	YDS.	AVG.	LG	TD	NO.	YDS.	AVG.	LG	TD
2017	Panthers	0	0	0	0	0.0	0	0	0	0	0.0	0	0
NFL TOTALS		0	0	0	0	0.0	0	0	0	0	0.0	0	0

SINGLE-GAME HIGHS: RUSHING/RECEIVING

Receptions 1 at Minnesota Vikings, Nov 29, 2020  
...11 more at 1.  
Receiving Yards 50 vs. New Orleans Saints, Dec 17, 2018  
Longest Receptions 50t vs. New Orleans Saints, Dec 17, 2018

Receiving TDs 1 vs. New Orleans Saints, Dec 17, 2018  
All-purpose yards 50 vs. New Orleans Saints, Dec 17, 2018  
Most TDs 1 vs. New Orleans Saints, Dec 17, 2018

2020 GAME-BY-GAME REGULAR SEASON STATISTICS (PANTHERS)

DATE	OPPONENT	P/S	RECEIVING					RUSHING					W/L	SCORE
			NO.	YDS.	AVG.	LG	TD	NO.	YDS.	AVG.	LG	TD		
09/13	Raiders	S	1	4	4.0	4	0	0	0	0.0	0	0	L	30-34
09/20	at Buccaneers	S	1	8	8.0	8	0	0	0	0.0	0	0	L	17-31
09/27	at Chargers	P	0	0	0.0	0	0	0	0	0.0	0	0	W	21-16
10/04	Cardinals	S	1	17	17.0	17	0	0	0	0.0	0	0	W	31-21
10/11	at Falcons	P	0	0	0.0	0	0	0	0	0.0	0	0	W	23-16
10/18	Bears	S	1	6	6.0	6	0	0	0	0.0	0	0	L	16-23
10/25	at Saints	S	0	0	0.0	0	0	0	0	0.0	0	0	L	24-27
10/29	Falcons	P	1	6	6.0	6	0	0	0	0.0	0	0	L	17-25
11/08	at Chiefs	S	0	0	0.0	0	0	0	0	0.0	0	0	L	31-33
11/15	Buccaneers	P	0	0	0.0	0	0	0	0	0.0	0	0	L	23-46
11/22	Lions	S	0	0	0.0	0	0	0	0	0.0	0	0	W	20-0
11/29	at Vikings	S	1	11	11.0	11	0	0	0	0.0	0	0	L	27-28
12/13	Broncos	S	0	0	0.0	0	0	0	0	0.0	0	0	L	27-32
12/19	at Packers	S	0	0	0.0	0	0	0	0	0.0	0	0	L	16-24
12/27	at Washington	S	0	0	0.0	0	0	0	0	0.0	0	0	W	20-13
2020 TOTALS		15-11	6	52	8.7	17	0	0	0	0.0	0	0	5-10	



**CHRISTIAN  
McCAFFREY**  
5'11" // 205

**STANFORD**  
HIGHLANDS RANCH, COLO.

**22**

**RB**

EXPERIENCE (YEARS)

**NFL**

**PANTHERS**

**4**

**4**

BIRTHDATE

**6.7.96**

ACQUIRED

**D1-17**

## NFL RANKINGS

- 116 receptions, most by a running back in NFL history (2019)
- First player in NFL history with 50 rushing and 50 receiving yards in five consecutive games (Weeks 9-13, 2018)
- Third player in NFL history to record 1,000 rushing yards and 1,000 receiving yards in the same season (2019)
- Second player in NFL history with 50 yards rushing, receiving and passing in same game (vs. New Orleans 12/17/18)
- Third player in NFL history with over 1,000 rushing yards and 100 receptions in single season (2018)
- Third player in NFL history with at least 1,500 career rushing and 1,500 career receiving yards in his first two seasons (2017-18)
- First rookie running back in NFL history with at least 70 receptions and five receiving touchdowns (2017)

## FRANCHISE RANKINGS

- Holds franchise record for most scrimmage yards by any player in first three seasons as a Panther (5,443)
- Has most career receiving yards (2,523), receptions (303), receiving touchdowns (15), and receiving first downs (135) by a running back in franchise history
- 2,392 scrimmage yards (2019), most by any player in one season
- 116 receptions (2019), most by any player
- 1,005 receiving yards (2019), most by a running back
- 6 receiving touchdowns (2018), most by a running back
- 41 receiving first downs (2018), most by a running back
- Holds rookie single-season records from 2017 for most receptions (80), scrimmage yards (1,086), yards after catch (593) and first downs (57) by any player
- 15 receptions at Indianapolis (12/22/19), most by any player in a game in franchise history
- 121 receiving yards vs. Atlanta (11/17/19), the most by a running back in a game
- 237 scrimmage yards vs. Jacksonville (10/6/19), the most by any player in a game
- First player in franchise history with 100 rushing and 100 receiving yards in same game in franchise history (vs. Seattle, 11/25/18)
- First non-quarterback with a touchdown pass in franchise history (vs. New Orleans 12/17/18)
- His 10 receptions against Philadelphia (10/12/17) were most by a rookie in single game in franchise history
- Holds the record for the longest rush in franchise history (84-yard touchdown, 10/6/19 vs. Jacksonville)
- Most scrimmage yards (117), receiving yards (101) and longest reception (56) by a rookie in a playoff game (at New Orleans, 1/7/18)

## HONORS

- Pro Bowl (2019)
- AP All-Pro First Team (2019) [two positions: running back and flex]
- NFL Fantasy Player of the Year (2019)
- AP All-Pro Second Team (2018)
- PFWA All-Pro First Team (2019)
- PFWA All-NFC (2019, 2018)
- Sporting News All-Pro First Team (2019)
- Pro Football Weekly All-Rookie Team (2017)

## PRO CAREER

- Led NFL with 2,392 scrimmage yards in 2019, third-most in one season in NFL history...Finished third in league with 1,387 rushing yards and led all running backs with 1,005 receiving yards...Tied for first in the NFL with 19 total touchdowns.
- Set NFL record with 116 receptions, most by a running back in league history in 2019 as he became third player in NFL history with over 1,000+ rushing yards and 1,000+ receiving yards.
- In 2018, started all 16 games and totaled 1098 rushing yards, 867 receiving yards, seven rushing touchdowns, six receiving touchdowns and one passing touchdown...Became fifth different player with a 1,000-yard rushing season in franchise history.
- Against Cincinnati (9/23/18), rushed for 184 yards on 28 attempts, both career highs...His 184 rushing yards rank fourth all-time in franchise history for a single game.
- Eclipsed 1,000 career rushing yards after rushing 14 times for 77 yards and one touchdown at Pittsburgh (11/8/18)...Becoming one of seven players in NFL history with over 1,000 yards rushing and 1,000 yards receiving in his first 25 career games.
- Against Seattle (11/25), finished with 237 scrimmage yards (125 rush, 112 receiving), besting the previous franchise record for scrimmage yards held by Jonathan Stewart (222)...Became the first Panthers player to ever tally over 100 yards rushing and 100 yards receiving in a game.
- Versus New Orleans (12/17/18), he broke the franchise record for most scrimmage yards in a single season, previously held by DeAngelo Williams (1,636, 2008)...Became the first player with 50 yards rushing, receiving and passing in a game since Walter Payton (12/22/85)...Became the first non-QB to throw a touchdown pass in franchise history.
- In 2017, he totaled 651 receiving yards and 432 rushing yards in 16 games played with 10 starts...Added 162 yards on 22 punt returns and 58 yards on three kickoff returns...Tallied five receiving touchdowns and two rushing touchdowns.
- His 1,086 scrimmage yards were the most by a rookie in franchise history and ranked fourth among NFL rookies in 2017.
- Recorded 101 receiving yards and 16 rushing yards with a 56-yard touchdown reception in playoff game in New Orleans (1/8/18), marking the most receiving yards by a running back in the playoffs in franchise history.

TRANSACTIONS

Drafted by Carolina in the first round (8th overall) of the 2017 NFL Draft...Signed contract extension through 2025 (4/16/20)...Placed on the reserve/injured list (9/23/20)...Activated from the reserve/injured list (11/7/20).

COLLEGE & PERSONAL

Played in 38 games with 25 starts at Stanford. Entered NFL following junior season. Totaled 6,987 all-purpose yards finishing second in school history, and finished seventh in school history with 33 total touchdowns. Rushed for 3,922 yards, finishing third in school history, with 21 touchdowns on 632 attempts. Finished career second in school history with an average of 6.2 yards per carry and third with 19 100-yard rushing games. Posted 99 catches for 1,206 yards and 10 touchdowns. Averaged 26.4 yards on 56 kickoff returns for 1,479 yards and one touchdown. Generated an 11.2-yard punt return average on 34 returns for 380 yards and one touchdown. Heisman Finalist and AP Player of the Year after sophomore season. Two-time All-American. Two-time All-Pac-12 honoree. Led nation with 211.5 all-purpose yards per game in junior season. Set NCAA record with 3,864 all-purpose yards in sophomore campaign. Set then-school records for single-season rushing yards (2,019) single-game rushing yards (284) and consecutive 100-yard rushing games (9)...Became the first player in Rose Bowl history to have 100 rushing and 100 receiving yards while setting a Rose Bowl record with 368 all-purpose yards

Attended Valor Christian HS in Highlands Ranch, Colo...Majorred in communication at Stanford...Father, Ed, played wide receiver for the New York Giants from 1991-94, San Francisco 49ers in 1994 and Denver Broncos from 1994-2003.

POSTSEASON COMPARISON: RECEIVING - NEW ORLEANS SAINTS

DATE	OPP	W/L	GP/GS	REC	YDS.	AVG.	TD	LG	TGTS	YAC
1/7/18	CAR @ NO	L	S	6	101	16.8	1	56t	8	69
TOTALS		0/1	1/1	6	101	16.8	1	56T	8	69

POSTSEASON COMPARISON: RUSHING - NEW ORLEANS SAINTS

DATE	OPP	W/L	GP/GS	CAR	YDS.	AVG.	TD	LG
1/7/18	CAR @ NO	L	S	6	16	2.7	0	7
TOTALS		0/1	1/1	6	16	2.7	0	7

REGULAR SEASON COMPARISON: PUNT RETURNS - NEW ORLEANS SAINTS

DATE	OPP	W/L	GP/GS	NO.	YDS.	AVG.	LG	TD
9/24/17	CAR vs. NO	L	S	1	3	3.0	3	0
TOTALS		0/1	1/1	1	3	3.0	3	0

REGULAR SEASON COMPARISON: RECEIVING/RUSHING - NEW ORLEANS SAINTS

DATE	OPP	W/L	GP/GS	RUSHING					RECEIVING						
				NO.	YDS.	AVG.	LG	TD	NO.	YDS.	AVG.	LG	TD	TGTS	YAC
9/24/17	CAR vs. NO	L	S	4	16	4.0	7	0	9	101	11.2	37	0	11	61
12/3/17	CAR @ NO	L	P	6	16	2.7	5	0	5	33	6.6	21t	1	6	39
12/17/18	CAR vs. NO	L	S	15	53	3.5	9	0	8	67	8.4	22	0	11	44
12/30/18	CAR @ NO	W	S	4	18	4.5	7	0	1	22	22.0	22	0	1	27
11/24/19	CAR @ NO	L	S	22	64	2.9	9	1	9	69	7.7	23	1	9	71
12/29/19	CAR vs. NO	L	S	9	26	2.9	10	1	7	72	10.3	28	0	10	63
TOTALS		1/5	6/5	60	193	20.5	10	2	39	364	9.3	37	2	48	305

POSTSEASON COMPARISON: RECEIVING/RUSHING - NEW ORLEANS SAINTS

DATE	OPP	W/L	GP/GS	RUSHING					RECEIVING						
				NO.	YDS.	AVG.	LG	TD	NO.	YDS.	AVG.	LG	TD	TGTS	YAC
1/7/18	CAR @ NO	L	S	6	16	2.7	7	0	6	101	16.8	56t	1	8	69
TOTALS		0/1	1/1	6	16	2.7	7	0	6	101	16.8	56T	1	8	69

CHRISTIAN MCCAFFREY'S NFL REGULAR SEASON RUSHING/RECEIVING STATISTICS

DATE	TEAM	GP	GS	RUSHING					RECEIVING						
				NO.	YDS.	AVG.	LG	TD	NO.	YDS.	AVG.	LG	TD		
2017	Panthers	16	10	117	435	3.7	40	2	80	651	8.1	37	7		5
2018	Panthers	16	16	219	1,098	5.0	59	7	107	867	8.1	38	6		6
2019	Panthers	16	16	287	1,387	4.8	84t	15	116	1,005	8.7	28	4		4
2020	Panthers	3	3	59	225	3.8	15	5	17	149	8.8	24	1		1
NFL TOTALS		51	45	682	3,145	4.6	84t	29	320	2,672	8.4	38	16		

CHRISTIAN MCCAFFREY'S NFL POSTSEASON RUSHING/RECEIVING STATISTICS

DATE	TEAM	GP	GS	RUSHING					RECEIVING						
				NO.	YDS.	AVG.	LG	TD	NO.	YDS.	AVG.	LG	TD		
2017	Panthers	1	1	6	16	2.7	7	0	6	101	16.8	56t	1		
NFL TOTALS		1	1	6	16	2.7	7	0	6	101	16.8	56t	1		



CHRISTIAN MCCAFFREY'S NFL REGULAR SEASON RETURN STATISTICS

KICKOFF RETURNS							PUNT RETURNS					
DATE	TEAM	RET.	YDS.	AVG.	LG	TD	NO.	FC	YDS.	AVG.	LG	TD
2017	Panthers	3	58	19.3	21	0	22	9	162	7.4	25	0
2018	Panthers	0	0	0.0	0	0	0	0	0	0.0	0	0
2019	Panthers	0	0	0.0	0	0	0	0	0	0.0	0	0
2020	Panthers	0	0	0.0	0	0	0	0	0	0.0	0	0
NFL TOTALS		3	58	19.3	21	0	22	9	162	7.4	25	0

SINGLE-GAME HIGHS: RUSHING/RECEIVING

**Rush Attempts** 28 vs. Cincinnati Bengals, Sep 23, 2018  
**Rushing Yards** 184 vs. Cincinnati Bengals, Sep 23, 2018  
**Longest Runs** 84t vs. Jacksonville Jaguars, Oct 06, 2019  
**Rushing TDs** 2 at Tampa Bay Buccaneers, Sep 20, 2020  
...7 more at 2.  
**Receptions** 15 at Indianapolis Colts, Dec 22, 2019  
**Receiving Yards** 121 vs. Atlanta Falcons, Nov 17, 2019  
**Longest Receptions** 38 vs. Seattle Seahawks, Nov 25, 2018  
**Receiving TDs** 2 at Pittsburgh Steelers, Nov 08, 2018  
**All-purpose yards** 237 vs. Jacksonville Jaguars, Oct 06, 2019  
...1 more at 237.

**Kickoff Returns** 3 at New England Patriots, Oct 01, 2017  
**Kickoff Return Yards** 58 at New England Patriots, Oct 01, 2017  
**Longest Kickoff Return** 21 at New England Patriots, Oct 01, 2017  
**Fair Catches** 2 at Chicago Bears, Oct 22, 2017  
...1 more at 2.  
**Punt Return Yards** 35 vs. Philadelphia Eagles, Oct 12, 2017  
**Longest Punt Return** 25 vs. Philadelphia Eagles, Oct 12, 2017  
**Punt Returns** 5 vs. Buffalo Bills, Sep 17, 2017  
**Miscellaneous Tackles** 1 at Tampa Bay Buccaneers, Sep 20, 2020  
...6 more at 1.  
**Most TDs** 3 vs. Tennessee Titans, Nov 03, 2019  
...2 more at 3.

SINGLE-GAME HIGHS - POSTSEASON: RUSHING/RECEIVING

**Rush Attempts** 6 at New Orleans Saints, Jan 07, 2018  
**Rushing Yards** 16 at New Orleans Saints, Jan 07, 2018  
**Longest Runs** 7 at New Orleans Saints, Jan 07, 2018  
**Receptions** 6 at New Orleans Saints, Jan 07, 2018  
**Receiving Yards** 101 at New Orleans Saints, Jan 07, 2018  
**Longest Receptions** 56t at New Orleans Saints, Jan 07, 2018  
**Receiving TDs** 1 at New Orleans Saints, Jan 07, 2018  
**All-purpose yards** 117 at New Orleans Saints, Jan 07, 2018  
**Fair Catches** 1 at New Orleans Saints, Jan 07, 2018  
**Most TDs** 1 at New Orleans Saints, Jan 07, 2018

100-YARD RECEIVING GAMES (5): REGULAR SEASON

DATE	TEAM	NO.	YDS.	AVG.	LG	TD
09/24/17	SAINTS	9	101	11.2	37	0
09/16/18	at Falcons	14	102	7.3	18	0
11/25/18	SEAHAWKS	11	112	10.2	38	1
11/17/19	FALCONS	11	121	11.0	23	0
12/22/19	at Colts	15	119	7.9	13	0

100-YARD RUSHING GAMES (10): REGULAR SEASON


DATE	TEAM	ATT.	YDS.	AVG.	LG	TD
09/23/18	BENGALS	28	184	6.6	45	0
11/25/18	SEAHAWKS	17	125	7.4	59	1
12/02/18	at Buccaneers	10	106	10.6	53	0
12/23/18	FALCONS	21	101	4.8	13	0
09/08/19	RAMS	19	128	6.7	23	2
09/22/19	at Cardinals	24	153	6.4	76t	1
10/06/19	JAGUARS	19	176	9.3	84t	2
10/27/19	at 49ers	14	117	8.4	40t	1
11/03/19	TITANS	24	146	6.1	58t	2
11/10/19	at Packers	20	108	5.4	18	1

100-YARD RECEIVING GAMES (1): POSTSEASON

DATE	TEAM	NO.	YDS.	AVG.	LG	TD
01/07/18	at Saints	6	101	16.8	56t	1

2020 GAME-BY-GAME REGULAR SEASON STATISTICS (PANTHERS)

DATE	OPPONENT	P/S	RUSHING					RECEIVING					W/L	SCORE
			NO.	YDS.	AVG.	LG	TD	NO.	YDS.	AVG.	LG	TD		
09/13	Raiders	S	23	97	4.2	15	2	3	38	12.7	16	0	L	30-34
09/20	at Buccaneers	S	18	59	3.3	9	2	4	29	7.3	10	0	L	17-31
09/27	at Chargers												W	21-16
10/04	Cardinals												W	31-21
10/11	at Falcons												W	23-16
10/18	Bears												L	16-23
10/25	at Saints												L	24-27
10/29	Falcons												L	17-25
11/08	at Chiefs	S	18	69	3.8	13	1	10	82	8.2	24	1	L	31-33
11/15	Buccaneers												L	23-46
11/22	Lions												W	20-0
11/29	at Vikings												L	27-28
12/13	Broncos												L	27-32
12/19	at Packers												L	16-24
12/27	at Washington												W	20-13
2020 TOTALS		3-3	59	225	3.8	15	5	17	149	8.8	24	1	5-10	



**JOHN MILLER**  
 6'3" // 315  
 LOUISVILLE  
 MIAMI, FLA.

**67**  
**G**

EXPERIENCE (YEARS)		BIRTHDATE	ACQUIRED
NFL	PANTHERS	8.12.93	FA-20
6	1		

### PRO CAREER

- Started at right guard in all 13 games he appeared in with the Bengals in 2019.
- Started 15 games at right guard for Buffalo in 2018...Inactive Dec. 2 at Miami due to an oblique injury...Helped Bills rank ninth in the NFL in rushing, at 124.0 yards per game.
- Started first four games at right guard for the Bills in 2017...Inactive (ankle) for Games 5-16 and Wild Card Playoff at Jacksonville.
- Started all 16 games at right guard for Bills in 2016...Helped Buffalo average an NFL-best 164.4 rushing yards per game, nearly 15 yards better than the next-best team (Dallas, 149.8)...Helped running back LeSean McCoy top 100 yards rushing in seven games.
- Started 12 games as a rookie for the Buffalo Bills in 2015...Inactive for Games 4 (groin), 7 (NIR) and 13-14 (ankle)...Helped Bills lead the NFL in rushing yards per game (152.0) and yards per rush (4.78).

### TRANSACTIONS

Selected in the third round (81st overall) of the NFL Draft by Buffalo on 5/1/15...Signed with Bills on 5/15/15...Signed as unrestricted free agent with Cincinnati on 3/14/19...Signed as a free agent with Carolina (3/23/20).

### COLLEGE & PERSONAL

Spent four seasons at Louisville from 2011 to 2014 starting 46 career games...Honorable mention All-ACC pick as a senior in 2014...As a junior in 2013, helped the Cardinals average 35.2 points per game and 460.8 yards per game...College teammates with Panthers quarterback Teddy Bridgewater. Hometown is Miami, Fla...Attended Miami Central High School...Graduated from Louisville with a degree in justice administration.

### JOHN MILLER'S NFL REGULAR SEASON STATISTICS


DATE	TEAM	GP	GS
2015	Bills	12	12
2016	Bills	16	16
2017	Bills	4	4
2018	Bills	15	15
2019	Bengals	13	13
2020	Panthers	13	13
NFL TOTALS		73	73

### JOHN MILLER'S NFL POSTSEASON STATISTICS

DATE	TEAM	GP	GS
2017	Bills	0	0
NFL TOTALS		0	0

2020 GAME-BY-GAME REGULAR SEASON STATISTICS (PANTHERS)

DATE	OPPONENT	P/S		W/L	SCORE
09/13	Raiders	S		L	30-34
09/20	at Buccaneers	S		L	17-31
09/27	at Chargers	S		W	21-16
10/04	Cardinals	S		W	31-21
10/11	at Falcons	S		W	23-16
10/18	Bears	S		L	16-23
10/25	at Saints		GAME INACTIVE	L	24-27
10/29	Falcons	S		L	17-25
11/08	at Chiefs	S		L	31-33
11/15	Buccaneers	S		L	23-46
11/22	Lions		GAME INACTIVE	W	20-0
11/29	at Vikings	S		L	27-28
12/13	Broncos	S		L	27-32
12/19	at Packers	S		L	16-24
12/27	at Washington	S		W	20-13
2020 TOTALS		13-13		5-10	



**DJ MOORE**  
**6'0" // 210**  
**MARYLAND**  
**PHILADELPHIA, PA.**

**12**  
**WR**

EXPERIENCE (YEARS)		BIRTHDATE	ACQUIRED
NFL	PANTHERS	4.14.97	D1-18
3	3		

## NFL RANKINGS

- Finished ninth in receiving yards (1,175) in NFL in 2019.
- Led all rookie wide receivers with 960 scrimmage yards in 2018.
- Led all NFL wide receivers with 7.7 average yards after the catch in 2018.

## FRANCHISE RANKINGS

- Holds franchise record for most receiving yards by a WR through his first three seasons. Became youngest player (22) to record a 1,000-yard receiving season in franchise history with 1,175 receiving yards in 2019...Only the seventh Panthers wide receiver with a 1,000-yard season.
- Has five 100-yard receiving games in career, tied for fifth-most among Panthers players all-time.
  - Set franchise record for most rushing yards by a wide receiver in a single season (172).
  - Set franchise record for most receiving yards (157) in a single game by a rookie at Detroit in Week 11 (11/18/18)...Also completed second longest pass play with an 82-yard catch in the same game.
  - Totaled 248 receiving yards in back-to-back games (at Detroit, 11/18/18 and vs. Seattle 11/25/18), marking the most receiving yards by a rookie wide receiver over a two-game stretch in franchise history.

## PRO CAREER

- Played and started in 15 games for Carolina in 2019...Recorded team-high 1,175 receiving yards on 87 receptions for four touchdowns...Posted four receptions over 50 yards, tied for second-most in the NFL and second-most in one season in Carolina history.
- Played in 16 games with 10 starts for Carolina in 2018...tallied 55 receptions for 788 yards and 15 rushing attempts for 172 yards...Scored two receiving touchdowns.
- Scored a touchdown on his first career catch against Atlanta in Week 2 (9/16/18).
- Tallied first 100-yard receiving game at Detroit (11/18/18)...Set franchise record for most receiving yards (157) in a game by a rookie wide receiver.

## TRANSACTIONS

Drafted by the Carolina Panthers in the first round of the 2018 Draft (24th overall)...Placed on the reserve/COVID-19 list (12/7/20)...Removed from the reserve/COVID-19 list and placed on the active roster (12/16/20).

## COLLEGE & PERSONAL

Played in 36 games in three seasons...Finished fifth in Maryland history in receptions (146), sixth in receiving yards (2,027) and fourth in touchdown receptions (17)...In 2017, earned Phil Steele All-America Second Team honors and was the Big Ten Receiver of the Year and All-Big Ten First Team selection...Set a Maryland record with 80 receptions on the season while accumulating 1,033 receiving yards, good for third in Maryland history...Totaled eight touchdown receptions, tying for fourth all-time in Maryland history for a single season...In 2016, Moore started all 13 games and led the team in receiving yards with 637 and receiving touchdowns with six...He averaged 15.5 yards per catch...Helped Maryland advance to the 2016 Quick Lane Bowl...In 2015, appeared in all 12 games, closing the season with 10 consecutive starts...Tied for team lead with three TD receptions and ranked second in catches (25) and yards (357)...His three TD catches were the most for a Maryland true freshman since Stefon Diggs in 2012...Went to Imhotep Charter High School in Philadelphia, Pa...Ranked as a four-star recruit and the best wide receiver in the state of Pennsylvania by Scout.com.

## REGULAR SEASON COMPARISON: RECEIVING - NEW ORLEANS SAINTS

DATE	OPP	W/L	GP/GS	REC	YDS.	AVG.	TD	LG	TGTS	YAC
12/17/18	CAR vs. NO	L	S	2	12	6.0	0	7	3	4
12/30/18	CAR @ NO	W	S	4	81	20.3	0	38	8	17
11/24/19	CAR @ NO	L	S	6	126	21.0	2	52	9	47
10/25/20	CAR @ NO	L	S	4	93	23.3	2	74t	5	49
TOTALS		1/3	4/4	16	312	19.5	4	74T	25	117

DJ MOORE'S NFL REGULAR SEASON RUSHING/RECEIVING STATISTICS

DATE	TEAM	RECEIVING						RUSHING					
		GP	GS	NO.	YDS.	AVG.	LG	TD	NO.	YDS.	AVG.	LG	TD
2018	Panthers	16	10	55	788	14.3	82	2	13	172	13.2	32	0
2019	Panthers	15	15	87	1,175	13.5	52t	4	6	40	6.7	13	0
2020	Panthers	14	13	61	1,092	17.9	74t	4	2	22	11.0	21	0
NFL TOTALS		45	38	203	3,055	15.0	82	10	21	234	11.1	32	0

DJ MOORE'S NFL REGULAR SEASON RETURN STATISTICS

DATE	TEAM	KICKOFF RETURNS						PUNT RETURNS					
		RET.	YDS.	AVG.	LG	TD		NO.	FC	YDS.	AVG.	LG	TD
2018	Panthers	5	119	23.8	32	0		6	5	32	5.3	15	0
2019	Panthers	0	0	0.0	0	0		5	4	41	8.2	16	0
2020	Panthers	0	0	0.0	0	0		0	0	0	0.0	0	0
NFL TOTALS		5	119	23.8	32	0		11	9	73	6.6	16	0

SINGLE-GAME HIGHS: RUSHING/RECEIVING

**Rush Attempts** 2 at Tampa Bay Buccaneers, Dec 02, 2018  
...1 more at 2.

**Rushing Yards** 39 vs. Baltimore Ravens, Oct 28, 2018

**Longest Runs** 32 vs. Tampa Bay Buccaneers, Nov 04, 2019

**Receptions** 9 at Green Bay Packers, Nov 10, 2019  
...1 more at 9.

**Receiving Yards** 157 at Detroit Lions, Nov 18, 2018

**Longest Receptions** 82 at Detroit Lions, Nov 18, 2018

**Receiving TDs** 2 at New Orleans Saints, Oct 25, 2020  
...1 more at 2.

**All-purpose yards** 173 vs. Seattle Seahawks, Nov 25, 2018

**Kickoff Returns** 3 vs. Seattle Seahawks, Nov 25, 2018

**Kickoff Return Yards** 75 vs. Seattle Seahawks, Nov 25, 2018

**Longest Kickoff Return** 32 vs. Seattle Seahawks, Nov 25, 2018

**Fair Catches** 3 at Green Bay Packers, Nov 10, 2019

**Punt Return Yards** 35 vs. Washington, Dec 01, 2019

**Longest Punt Return** 16 vs. Washington, Dec 01, 2019

**Punt Returns** 3 vs. Washington, Dec 01, 2019

**Special Teams Tackles** 1 vs. Baltimore Ravens, Oct 28, 2018

**Miscellaneous Tackles** 2 vs. New York Giants, Oct 07, 2018


**Most TDs** 2 at New Orleans Saints, Oct 25, 2020  
...1 more at 2.

100-YARD RECEIVING GAMES (8): REGULAR SEASON

DATE	TEAM	NO.	YDS.	AVG.	LG	TD
11/18/18	at Lions	7	157	22.4	82	1
11/03/19	TITANS	7	101	14.4	32	0
11/10/19	at Packers	9	120	13.3	38	0
11/24/19	at Saints	6	126	21.0	52	2
12/15/19	SEAHAWKS	8	113	14.1	22	0
09/20/20	at Buccaneers	8	120	15.0	30	0
11/22/20	LIONS	7	127	18.1	52	0
12/19/20	at Packers	6	131	21.8	40	0

2020 GAME-BY-GAME REGULAR SEASON STATISTICS (PANTHERS)

DATE	OPPONENT	P/S	RECEIVING					RUSHING					W/L	SCORE
			NO.	YDS.	AVG.	LG	TD	NO.	YDS.	AVG.	LG	TD		
09/13	Raiders	S	4	54	13.5	18	0	0	0	0.0	0	0	L	30-34
09/20	at Buccaneers	S	8	120	15.0	30	0	0	0	0.0	0	0	L	17-31
09/27	at Chargers	S	2	65	32.5	38	0	0	0	0.0	0	0	W	21-16
10/04	Cardinals	S	4	49	12.3	23	0	0	0	0.0	0	0	W	31-21
10/11	at Falcons	S	4	93	23.3	57t	1	0	0	0.0	0	0	W	23-16
10/18	Bears	S	5	93	18.6	38	0	0	0	0.0	0	0	L	16-23
10/25	at Saints	S	4	93	23.3	74t	2	0	0	0.0	0	0	L	24-27
10/29	Falcons	S	2	55	27.5	42	0	0	0	0.0	0	0	L	17-25
11/08	at Chiefs	S	2	18	9.0	11	0	0	0	0.0	0	0	L	31-33
11/15	Buccaneers	S	4	96	24.0	38	1	0	0	0.0	0	0	L	23-46
11/22	Lions	S	7	127	18.1	52	0	1	21	21.0	21	0	W	20-0
11/29	at Vikings	S	4	61	15.3	25	0	0	0	0.0	0	0	L	27-28
12/13	Broncos		RESERVE/COVID-19										L	27-32
12/19	at Packers	P	6	131	21.8	40	0	1	1	1.0	1	0	L	16-24
12/27	at Washington	S	5	37	7.4	14	0	0	0	0.0	0	0	W	20-13
2020 TOTALS		14-13	61	1,092	17.9	74t	4	2	22	11.0	21	0	5-10	



**TAYLOR  
MOTON**  
**6'5" // 325**  
**WESTERN MICHIGAN**  
**OKEMOS, MICH.**

**72**  
**T**

EXPERIENCE (YEARS)		BIRTHDATE	ACQUIRED
NFL	PANTHERS	8.14.94	D2B-17
4	4		

### PRO CAREER

- Started all 16 games for Carolina in 2019 at right tackle...Helped Christian McCaffrey rank third in the NFL with 1,387 rushing yards.
- Started all 16 games for Carolina in 2018, with one at left tackle and 15 at right tackle...Helped the Panthers rank fourth in the NFL with 133.5 rushing yards per game.
- Played in all 16 regular season games and one playoff game in his rookie campaign in 2017.
- Saw action as a reserve offensive lineman and on special teams.

### TRANSACTIONS

Selected in the second round (64th overall) of the 2017 NFL Draft by Carolina (4/28/17)

### COLLEGE & PERSONAL

Four-year starter and two-time All-Mid-American Conference honoree at Western Michigan...Set a school record for the most starts in a career with 52...Started 39 games at right tackle and 13 at right guard...Cleared paths for a 1,000-yard rusher as a sophomore, junior and senior - the first time in school history the Broncos had a 1,000-yard rusher in three consecutive seasons...2016 (Sr.): First-team All-Mid-American Conference selection...Started 14 games at right tackle...Helped Western Michigan to a school record 13 wins, first Mid-American Conference championship since 1988 and first-ever appearance in the Cotton Bowl...Opened holes for rushing attack that ranked second in the conference with an average of 228.9 yards per game...Provided protection for unit that allowed just 15 sacks...2015 (Jr.): Third-team All-Mid-American Conference choice...Started 13 games at right guard...Key member of offense that finished second in the conference in rushing with an average of 204.6 yards per game...2014 (So.): Started 13 games at right tackle...Made first career catch, snatching a deflected pass out of the air against Bowling Green...2013 (Fr.): Started 12 games at right tackle...2012: Redshirted as a true freshman. Attended Okemos (Mich.) HS...Graduated from Western Michigan with a degree in business...Last name is pronounced MOAT-ton.

### TAYLOR MOTON'S NFL REGULAR SEASON STATISTICS

DATE	TEAM	GP	GS
2017	Panthers	16	0
2018	Panthers	16	16
2019	Panthers	16	16
2020	Panthers	15	15
NFL TOTALS		63	47

### TAYLOR MOTON'S NFL POSTSEASON STATISTICS

DATE	TEAM	GP	GS
2017	Panthers	1	0
NFL TOTALS		1	0

2020 GAME-BY-GAME REGULAR SEASON STATISTICS (PANTHERS)

DATE	OPPONENT	P/S	W/L	SCORE
09/13	Raiders	S	L	30-34
09/20	at Buccaneers	S	L	17-31
09/27	at Chargers	S	W	21-16
10/04	Cardinals	S	W	31-21
10/11	at Falcons	S	W	23-16
10/18	Bears	S	L	16-23
10/25	at Saints	S	L	24-27
10/29	Falcons	S	L	17-25
11/08	at Chiefs	S	L	31-33
11/15	Buccaneers	S	L	23-46
11/22	Lions	S	W	20-0
11/29	at Vikings	S	L	27-28
12/13	Broncos	S	L	27-32
12/19	at Packers	S	L	16-24
12/27	at Washington	S	W	20-13
2020 TOTALS		15-15	5-10	




[illegible]

<b>Total Tackles</b>	4 vs. New Orleans Saints, Dec 29, 2019 ...1 more at 4.
<b>Sacks</b>	1.5 vs. Detroit Lions, Nov 22, 2020
<b>Passes Defensed</b>	1 vs. Jacksonville Jaguars, Oct 06, 2019 ...2 more at 1.

<b>Fumble Recoveries</b>	1 vs. Denver Broncos, Dec 13, 2020 ...1 more at 1.
<b>Tackles For Loss</b>	1 at Green Bay Packers, Dec 19, 2020 ...7 more at 1.
<b>Interceptions</b>	1 vs. Cincinnati Bengals, Sep 23, 2018

DATE	OPPONENT	P/S	TACKLES							INTERCEPTIONS					O. FUMB			ST			MISC			SCORE		
			TK	S	A	SK	YDS	TFL	YDS	QBH	NO	YDS	LG	TD	PD	FF	FR	YDS	TK	S	A	FF	FR		S	A
09/13	at Raiders	P	2	0	2	0.0	0.0	0	0	0	0	0	0	0	0	0	0	0	0	0	0	0	0	0	L	30-34
09/20	at Buccaneers	P	1	1	0	0.0	0.0	0	0	0	0	0	0	0	0	0	0	0	0	0	0	0	0	0	L	17-31
09/27	at Chargers	P	0	0	0	0.0	0.0	0	0	1	0	0	0	0	0	1	0	0	0	0	0	0	0	0	W	21-16
10/04	at Cardinals	P	1	1	0	0.0	0.0	0	0	0	0	0	0	0	0	0	0	0	0	0	0	0	0	0	W	31-21
10/11	at Falcons	P	2	0	2	0.0	0.0	0	0	1	0	0	0	0	0	0	0	0	0	0	0	0	0	0	W	23-16
10/18	at Bears	P	0	0	0	0.0	0.0	0	0	2	0	0	0	0	0	0	0	0	0	0	0	0	0	0	L	16-23
10/25	at Saints	P	1	1	0	0.0	0.0	0	0	0	0	0	0	0	0	0	0	0	0	0	0	0	0	0	L	24-27
10/29	at Falcons	P	1	1	0	1.0	5.0	1	5	2	0	0	0	0	0	0	0	0	0	0	0	0	0	0	L	17-25
11/08	at Chiefs	P	1	0	1	0.0	0.0	0	0	1	0	0	0	0	0	0	0	0	0	0	0	0	0	0	L	31-33
11/15	at Buccaneers	P	2	1	1	1.0	7.0	1	7	1	0	0	0	0	0	0	0	0	0	0	0	0	0	0	L	23-46
11/22	at Lions	P	2	1	1	1.5	12.0	1	9	2	0	0	0	0	0	0	0	0	0	0	0	0	0	0	W	20-0
11/29	at Vikings	P	1	1	0	0.0	0.0	0	0	1	0	0	0	0	0	0	0	0	0	0	0	0	0	0	L	27-28
12/13	at Broncos	S	1	0	1	0.0	0.0	0	0	0	0	0	0	0	0	0	1	54	0	0	0	0	0	0	L	27-32
12/19	at Packers	P	1	1	0	1.0	8.0	1	8	1	0	0	0	0	0	0	0	0	0	0	0	0	0	0	L	16-24
12/27	at Washington	P	1	1	0	0.0	0.0	0	0	2	0	0	0	0	0	0	0	0	0	0	0	0	0	0	W	20-13
2020 TOTALS		15-1	17	9	8	4.5	32.0	4	29	14	0	0	0	0	0	0	2	54	0	0	0	0	0	0	5-10	



**RUSSELL OKUNG**  
**6'5" // 310**  
**OKLAHOMA STATE**  
**FORT BEND, TEXAS**

**76**  
**T**

EXPERIENCE (YEARS)		BIRTHDATE	ACQUIRED
<b>NFL</b>	<b>PANTHERS</b>	<b>10.7.88</b>	<b>TR-20 LAC</b>
<b>11</b>	<b>1</b>		

### NFL RANKINGS

- Ranks second among active offensive tackles with 14 career postseason starts.

### PRO CAREER

- Started in all 124 career games he's played in for Los Angeles (2017-19), Denver (2016) and Seattle (2010-15).
- Played in six games in 2019 for the Chargers after opening the season on the reserve/non-football illness list after suffering a pulmonary embolism caused by blood clots.
- Earned Pro Bowl honors in 2017, as he started 15 games and helped the Chargers lead the NFL with fewest sacks allowed (18)...Blocked for Philip Rivers who threw for 4,515 yards and 28 touchdowns and helped Melvin Gordon rush for 1,105 yards and eight touchdowns.
- Played in 16 games in his only season in Denver in 2016.
- Played five seasons for Seattle from 2010-15, starting in 72 total games...Helped lead Seahawks to a Super Bowl victory in 2013.
- Produced his first Pro Bowl season in 2012, helping Seattle rank third in the NFL in rushing...Allowed just two sacks, his lowest sack-per-game ratio of his career.

### HONORS

- 2x Pro Bowl (2017, 2012)

### TRANSACTIONS

Drafted by Seattle in first round of 2010 Draft...Placed on injured reserve by Seattle (12/6/11)...Placed on injured reserve by Seattle (9/20/13)...Activated from reserve by Seattle (11/16/13)...Signed as an unrestricted free agent with Denver Broncos (3/18/16)...Signed as an unrestricted free agent with Los Angeles Chargers (3/10/17)...Acquired by trade by Carolina (3/18/20).

### COLLEGE & PERSONAL


Played four seasons (2006-09) at Oklahoma State, appearing in 52 career games with 47 starts...Started the final 39 contests of his Cowboys career at LT after opening his first eight starts at RT...Helped the Cowboys lead the Big 12 in rushing during each of his four seasons...Earned first-team All-America and first-team All-Big 12 as a junior and senior...Named Big 12 Offensive Lineman of the Year in 2009, becoming Oklahoma State's most decorated offensive lineman since Jon Kolb (1966-68), who went on to play C for the Pittsburgh Steelers. Born in Richmond, Texas...Attended George Bush High in Fort Bend, Texas.

### RUSSELL OKUNG'S NFL REGULAR SEASON STATISTICS

DATE	TEAM	GP	GS
2010	Seahawks	10	10
2011	Seahawks	12	12
2012	Seahawks	15	15
2013	Seahawks	8	8
2014	Seahawks	14	14
2015	Seahawks	13	13
2016	Broncos	16	16
2017	Chargers	15	15
2018	Chargers	15	15
2019	Chargers	6	6
2020	Panthers	7	7
NFL TOTALS		131	131

2020 GAME-BY-GAME REGULAR SEASON STATISTICS (PANTHERS)

DATE	OPPONENT	P/S		W/L	SCORE
09/13	Raiders	S		L	30-34
09/20	at Buccaneers	S		L	17-31
09/27	at Chargers		GAME INACTIVE	W	21-16
10/04	Cardinals		GAME INACTIVE	W	31-21
10/11	at Falcons	S		W	23-16
10/18	Bears	S		L	16-23
10/25	at Saints	S		L	24-27
10/29	Falcons		INACTIVE	L	17-25
11/08	at Chiefs		GAME INACTIVE	L	31-33
11/15	Buccaneers		GAME INACTIVE	L	23-46
11/22	Lions		GAME INACTIVE	W	20-0
11/29	at Vikings	S		L	27-28
12/13	Broncos	S		L	27-32
12/19	at Packers		GAME INACTIVE	L	16-24
12/27	at Washington		GAME INACTIVE	W	20-13
2020 TOTALS		7-7		5-10	



**MATT  
PARADIS**  
 6'3" // 300  
*BOISE STATE*  
 COUNCIL, IDAHO

**61**  
**C**

EXPERIENCE (YEARS)		BIRTHDATE	ACQUIRED
NFL	PANTHERS	10.12.89	UFA-19 DEN
6	2		

### PRO CAREER

- Started all 16 games at center for Carolina in 2019...Helped running back Christian McCaffrey rank third in the NFL with 1,387 rushing yards.
- In 2018, started nine games for Denver...According to Pro Football Focus, ranked second among all NFL centers in his offensive grade as he allowed just one sack and three hurries on 569 snaps.
- Started all 16 games and played every offensive snap for Denver for the third consecutive season in 2017...Helped spring running back C.J. Anderson for 1,007 rushing yards.
- In 2016, played every offensive snap for Denver for the second consecutive season...Voted by his teammates as the recipient of the 2016 Ed Block Courage Award for battling through injuries to his hips.
- Played every offensive snap in 2015, starting all 16 regular season games and three postseason contests...Helped Denver win Super Bowl 50...Allowed just one sack and was called for only two penalties on the year.
- Spent 2014 season on Denver practice squad.

### TRANSACTIONS

Drafted by Denver in the sixth round (207th overall) of the 2014 Draft...Waived by Denver (8/30/14)...Signed to Denver practice squad (8/31/14)...Signed by Denver to a future contract (1/12/15)...Placed on injured reserve by Denver (leg) (11/12/18)...Signed as an unrestricted free agent by Carolina (3/14/19).

### COLLEGE & PERSONAL

In 2013, named a second-team All-Mountain West Conference selection after starting all 13 games at center for Boise State and helping the offense rank ninth nationally red zone efficiency (.906)...Selected as Boise State's Outstanding Offensive Lineman and was named a game captain in four contests as a senior...Opened all 13 games at center in 2012 and earned first-team all-conference recognition while contributing to a unit that ranked sixth in the nation in sacks allowed (0.77 per game)...Switched from defensive line to offensive line before the start of his sophomore season...Redshirted as a true freshman. Attended Council High School in Council, Idaho...Last name is pronounced PARE-uh-diss.

### MATT PARADIS' NFL REGULAR SEASON STATISTICS

DATE	TEAM	GP	GS
2015	Broncos	16	16
2016	Broncos	16	16
2017	Broncos	16	16
2018	Broncos	9	9
2019	Panthers	16	16
2020	Panthers	15	15
NFL TOTALS		88	88

### MATT PARADIS' NFL POSTSEASON STATISTICS

DATE	TEAM	GP	GS
2015	Broncos	3	3
NFL TOTALS		3	3

2020 GAME-BY-GAME REGULAR SEASON STATISTICS (PANTHERS)

DATE	OPPONENT	P/S	W/L	SCORE
09/13	Raiders	S	L	30-34
09/20	at Buccaneers	S	L	17-31
09/27	at Chargers	S	W	21-16
10/04	Cardinals	S	W	31-21
10/11	at Falcons	S	W	23-16
10/18	Bears	S	L	16-23
10/25	at Saints	S	L	24-27
10/29	Falcons	S	L	17-25
11/08	at Chiefs	S	L	31-33
11/15	Buccaneers	S	L	23-46
11/22	Lions	S	W	20-0
11/29	at Vikings	S	L	27-28
12/13	Broncos	S	L	27-32
12/19	at Packers	S	L	16-24
12/27	at Washington	S	W	20-13
2020 TOTALS		15-15	5-10	



**TROY**  
**PRIDE JR.**  
**5'11" // 195**  
**NOTRE DAME**  
**GREER, S.C.**

**25**  
**CB**

EXPERIENCE (YEARS)

**NFL**

**PANTHERS**

**R**

**R**

BIRTHDATE

**1.19.98**

ACQUIRED

**D4-20**

## TRANSACTIONS

Drafted by the Panthers in the fourth round (115th overall) of the 2020 NFL Draft.

## COLLEGE & PERSONAL

Totaled 121 tackles, four interceptions and 18 pass breakups in four seasons at Notre Dame...Played in all 13 games in senior season, notching 40 tackles with an interception and six pass breakups...Had best season in 2018 in junior year...Totaled career-best 47 tackles, including 1.5 for loss, while adding a pair of interceptions, 10 pass breakups, a forced fumble and fumble recovery...Played in 12 games with 22 tackles and a pick in sophomore season...Saw action in eight games as a freshman with 12 tackles...Was a sprinter on the Notre Dame track team and ran a 4.4 in the 40-yard dash at the Combine, fifth-fastest among 2020 secondary players. Went to Greer High School in Greer, S.C.

## DEFENSIVE STATISTICS

DATE	TEAM	GP	TK	TACKLES				YDS	INTERCEPTIONS				PD	FUMBLES	
				S	A	SK			NO	YDS	TD			FF	FR
2016	Notre Dame	5	12	10	2	0	0	0	0	0	0	0	0	0	1
2017	Notre Dame	8	22	14	8	0	0	0	1	-5	0	2	0	0	0
2018	Notre Dame	12	47	37	10	0	0	0	2	1	0	10	1	1	1
2019	Notre Dame	12	40	27	13	0	0	0	1	39	0	6	0	0	0
COLLEGE TOTALS		37	121	88	33	0	0	0	4	35	0	18	1	2	

## REGULAR SEASON COMPARISON: DEFENSIVE - NEW ORLEANS SAINTS

DATE	OPP	W/L	GP/GS	TACKLES							YDS.	INT	TFL	PD	QBH	MISC			
				TOT	SOLO	ASST	SACK									TD	FF	FR	
10/25/20	CAR @ NO	L	S	4	3	1	0.0	0	0	0	0	0	0	0	0	0	0	0	0
TOTALS		0/1	1/1	4	3	1	0.0	0	0	0	0	0	0	0	0	0	0	0	0

## TROY PRIDE JR.'S NFL REGULAR SEASON DEFENSIVE STATISTICS

		TACKLES										INTERCEPTIONS					O. FUMB			ST				MISC			
DATE	TEAM	GP	GS	TK	S	A	TFL	YDS	SK	YDS	QBH	NO	YDS	LG	TD	PD	FF	FR	YDS	TK	S	A	FF	FR	S	A	
2020	Panthers	14	8	41	26	15	1	2	0.0	0.0	0	0	0	0	0	2	0	0	0	1	1	0	0	0	0	0	
NFL TOTALS		14	8	41	26	15	1	2	0.0	0.0	0	0	0	0	0	2	0	0	0	1	1	0	0	0	0	0	

## SINGLE-GAME HIGHS: DEFENSIVE


**Total Tackles** 7 vs. Tampa Bay Buccaneers, Nov 15, 2020  
...1 more at 7.  
**Passes Defensed** 1 at Minnesota Vikings, Nov 29, 2020  
...1 more at 1.

**Tackles For Loss** 1 vs. Arizona Cardinals, Oct 04, 2020  
**Special Teams Tackles** 1 at Los Angeles Chargers, Sep 27, 2020

2020 GAME-BY-GAME REGULAR SEASON STATISTICS (PANTHERS)

DATE	OPPONENT	P/S	TACKLES							INTERCEPTIONS					O. FUMB			ST			MISC			SCORE		
			TK	S	A	SK	YDS	TFL	YDS	QBH	NO	YDS	LG	TD	PD	FF	FR	YDS	TK	S	A	FF	FR		S	A
09/13	Raiders	S	7	4	3	0.0	0.0	0	0	0	0	0	0	0	0	0	0	0	0	0	0	0	0	0	L	30-34
09/20	at Buccaneers	P	1	0	1	0.0	0.0	0	0	0	0	0	0	0	0	0	0	0	0	0	0	0	0	0	L	17-31
09/27	at Chargers	P	2	2	0	0.0	0.0	0	0	0	0	0	0	0	0	0	0	1	1	0	0	0	0	0	W	21-16
10/04	Cardinals	P	2	1	1	0.0	0.0	1	2	0	0	0	0	0	0	0	0	0	0	0	0	0	0	0	W	31-21
10/11	at Falcons	P	6	5	1	0.0	0.0	0	0	0	0	0	0	0	0	0	0	0	0	0	0	0	0	0	W	23-16
10/18	Bears	S	2	1	1	0.0	0.0	0	0	0	0	0	0	0	0	0	0	0	0	0	0	0	0	0	L	16-23
10/25	at Saints	S	4	3	1	0.0	0.0	0	0	0	0	0	0	0	0	0	0	0	0	0	0	0	0	0	L	24-27
10/29	Falcons	S	4	1	3	0.0	0.0	0	0	0	0	0	0	1	0	0	0	0	0	0	0	0	0	0	L	17-25
11/08	at Chiefs	P	0	0	0	0.0	0.0	0	0	0	0	0	0	0	0	0	0	0	0	0	0	0	0	0	L	31-33
11/15	Buccaneers	P	7	5	2	0.0	0.0	0	0	0	0	0	0	0	0	0	0	0	0	0	0	0	0	0	L	23-46
11/22	Lions	S	2	2	0	0.0	0.0	0	0	0	0	0	0	0	0	0	0	0	0	0	0	0	0	0	W	20-0
11/29	at Vikings	S	1	1	0	0.0	0.0	0	0	0	0	0	0	1	0	0	0	0	0	0	0	0	0	0	L	27-28
12/13	Broncos	S	2	0	2	0.0	0.0	0	0	0	0	0	0	0	0	0	0	0	0	0	0	0	0	0	L	27-32
12/19	at Packers	S	1	1	0	0.0	0.0	0	0	0	0	0	0	0	0	0	0	0	0	0	0	0	0	0	L	16-24
12/27	at Washington									GAME INACTIVE														W	20-13	
2020 TOTALS			14-8	41	26	15	0.0	0.0	1	2	0	0	0	0	2	0	0	0	1	1	0	0	0	0	0	5-10





# CHRIS REED

6'4" // 320

MINNESOTA ST-MANKATO  
OMAHA, NEB.

64

G

EXPERIENCE (YEARS)		BIRTHDATE	ACQUIRED
NFL	PANTHERS	7.22.92	WV-19 MIA
5	2		

## NFL RANKINGS

- Saw action in three games on special teams for Carolina at the end of 2019.
- Played five games for Miami at center, starting one, in 2019.
- Played in 25 games with eight starts from 2016-18 with Jacksonville.

## TRANSACTIONS

Signed as an undrafted free agent by Jacksonville (5/8/15)...Waived by Jacksonville (9/5/15)...Signed to Jacksonville practice squad (9/7/15)...Signed to reserve future contract with Jacksonville (1/4/16)...Waived by Jacksonville (9/2/17)...Signed to Jacksonville practice squad (9/3/17)...Signed to Jacksonville active roster (10/7/17)...Signed as a free agent with Miami (3/19/19)...Waived by Miami (12/4/19)...Claimed off waivers by Carolina (12/5/19)...Placed on the reserve/COVID-19 list (9/1/20).

## COLLEGE & PERSONAL


In 2012 he played in nine games as a sophomore and started eight...Member of Maverick offensive line that saw backs rush 668 times for 3,300 yards (4.9 ypc; 235.7 ypg) and 38 touchdowns and protected their quarterbacks who completed 166-of-291 passes for 2,370 yards and 19 touchdowns, averaging 169.3 yards per game...The 3,330 yards of rushing, 668 carries, and 38 rushing touchdowns are all second-highest marks on school's single-season charts, while 2,370 yards of passing was tenth-best tally in school history. As a redshirt freshman he tarted 11 games and was an *Honorable Mention All-NSIC pick*...The Maverick offensive line saw the backfield rush for 2,292 yards and 25 touchdowns and throw for 2,278 yards and 20 touchdowns...MSU averaged 167.9 yards per game on ground and 189.8 yards per game through air. Redshirted in 2010. Participated in both indoor and outdoor track and field and qualified for the 2011 NCAA Division II National Championships in shot put...Attended Omaha Central high school.

## CHRIS REED'S NFL REGULAR SEASON STATISTICS

DATE	TEAM	GP	GS
2016	Jaguars	10	4
2017	Jaguars	6	3
2018	Jaguars	9	1
2019	Dolphins	5	1
2019	Panthers	3	0
2019	TOTAL	8	1
2020	Panthers	13	13
NFL TOTALS		46	22

## 2020 GAME-BY-GAME REGULAR SEASON STATISTICS (PANTHERS)

DATE	OPPONENT	P/S	W/L	SCORE
09/13	Raiders		L	30-34
09/20	at Buccaneers		L	17-31
09/27	at Chargers	S	W	21-16
10/04	Cardinals	S	W	31-21
10/11	at Falcons	S	W	23-16
10/18	Bears	S	L	16-23
10/25	at Saints	S	L	24-27
10/29	Falcons	S	L	17-25
11/08	at Chiefs	S	L	31-33
11/15	Buccaneers	S	L	23-46
11/22	Lions	S	W	20-0
11/29	at Vikings	S	L	27-28
12/13	Broncos	S	L	27-32
12/19	at Packers	S	L	16-24
12/27	at Washington	S	W	20-13
<b>2020 TOTALS</b>		<b>13-13</b>	<b>5-10</b>	



**KENNY ROBINSON**  
**6'2" // 200**  
**WEST VIRGINIA**  
**WILKINSBURG, PA.**

**27**  
**S**

EXPERIENCE (YEARS)		BIRTHDATE	ACQUIRED
NFL	PANTHERS		
<b>R</b>	<b>R</b>	<b>1.8.99</b>	<b>05-20</b>

TRANSACTIONS

Selected in the fifth round (152nd overall) of the NFL Draft by Carolina (4/25/20)...Waived by Carolina (9/6/20)...Signed to Carolina's practice squad (9/7/20)...Signed to Carolina's active roster from the practice squad (10/20/20).

COLLEGE & PERSONAL

Spent the spring of 2020 with the XFL's St. Louis BattleHawks...Totaled 21 tackles and two interceptions through five games.

Spent two years at West Virginia, totaling 123 career tackles, seven interceptions and seven passes defended...Earned First-Team All-Big 12 honors as a sophomore in 2018...Started 12 games in 2018 at safety...Tied for No. 2 in the Big 12 in total interceptions (4)...Finished No. 2 on the WVU defense with 77 total tackles and 52 solo stops...As a freshman in 2017 earned All-Big 12 Conference Honorable Mention...Played in all 13 games, including eight starts...Totaled 46 tackles, including 32 solo stops, two tackles for loss, three interceptions, returning two for touchdowns and three pass breakups...Tied for the team lead with three interceptions.

Played defensive back, quarterback and wide receiver at Imani Christian Academy in Wilksburg, Pennsylvania...All-State 1A First-Team defensive back...Finished with 1,250 rushing yards, 2,150 passing yards and 18 touchdowns, with only three interceptions...One of seven children...Majored in multidisciplinary studies.

DEFENSIVE STATISTICS

DATE	TEAM	GP	TK	TACKLES				YDS	INTERCEPTIONS				PD	FUMBLES		
				S	A	SK			NO	YDS	TD			FF	FR	
2017	West Virginia	11	46	32	14	0		0	3	170	2	3		0		0
2018	West Virginia	12	77	52	25	0		0	4	58	0	4		1		1
2019	St. Louis (XFL)	5	21	15	6	1		12	2	-	0	2		0		0
COLLEGE/XFL TOTALS		28	144	99	45	1		12	9	228	2	9		1		1

KENNY ROBINSON'S NFL REGULAR SEASON DEFENSIVE STATISTICS


		TACKLES										INTERCEPTIONS					O. FUMB			ST			MISC				
DATE	TEAM	GP	GS	TK	S	A	TFL	YDS	SK	YDS	QBH	NO	YDS	LG	TD	PD	FF	FR	YDS	TK	S	A	FF	FR	S	A	
2020	Panthers	8	0	0	0	0	0	0	0.0	0.0	0	0	0	0	0	0	0	0	0	0	1	0	1	0	0	0	0
NFL TOTALS		8	0	0	0	0	0	0	0.0	0.0	0	0	0	0	0	0	0	0	0	0	1	0	1	0	0	0	0

SINGLE-GAME HIGHS: DEFENSIVE

Special Teams Tackles 1 at Kansas City Chiefs, Nov 08, 2020

2020 GAME-BY-GAME REGULAR SEASON STATISTICS (PANTHERS)

TACKLES																	INTERCEPTIONS					O. FUMB			ST			MISC			
DATE	OPPONENT	P/S	TK	S	A	SK	YDS	TFL	YDS	QBH	NO	YDS	LG	TD	PD	FF	FR	YDS	TK	S	A	FF	FR	S	A	W/L	SCORE				
09/13	Raiders		PRACTICE SQUAD																									L	30-34		
09/20	at Buccaneers		PRACTICE SQUAD																									L	17-31		
09/27	at Chargers		PRACTICE SQUAD																									W	21-16		
10/04	Cardinals		PRACTICE SQUAD																									W	31-21		
10/11	at Falcons		PRACTICE SQUAD																									W	23-16		
10/18	Bears		PRACTICE SQUAD																									L	16-23		
10/25	at Saints	P	0	0	0	0.0	0.0	0	0	0	0	0	0	0	0	0	0	0	0	0	0	0	0	0	0	L	24-27				
10/29	Falcons	P	0	0	0	0.0	0.0	0	0	0	0	0	0	0	0	0	0	0	0	0	0	0	0	0	0	L	17-25				
11/08	at Chiefs	P	0	0	0	0.0	0.0	0	0	0	0	0	0	0	0	0	0	0	1	0	1	0	0	0	0	L	31-33				
11/15	Buccaneers	P	0	0	0	0.0	0.0	0	0	0	0	0	0	0	0	0	0	0	0	0	0	0	0	0	0	L	23-46				
11/22	Lions	P	0	0	0	0.0	0.0	0	0	0	0	0	0	0	0	0	0	0	0	0	0	0	0	0	0	W	20-0				
11/29	at Vikings	P	0	0	0	0.0	0.0	0	0	0	0	0	0	0	0	0	0	0	0	0	0	0	0	0	0	L	27-28				
12/13	Broncos		GAME INACTIVE																									L	27-32		
12/19	at Packers	P	0	0	0	0.0	0.0	0	0	0	0	0	0	0	0	0	0	0	0	0	0	0	0	0	0	L	16-24				
12/27	at Washington	P	0	0	0	0.0	0.0	0	0	0	0	0	0	0	0	0	0	0	0	0	0	0	0	0	0	W	20-13				
2020 TOTALS		8-0	0	0	0	0.0	0.0	0	0	0	0	0	0	0	0	0	0	0	1	0	1	0	0	0	0	5-10					



**BRAYVION ROY**  
6'1" // 330  
BAYLOR  
SPRING, TEXAS

**93**  
**DT**

EXPERIENCE (YEARS)

NFL

PANTHERS

**R****R**

BIRTHDATE

**10.18.96**

ACQUIRED

**D6-20**

TRANSACTIONS

Selected in the sixth round (184th overall) of the NFL Draft by Carolina (4/25/20).

COLLEGE & PERSONAL

Played four seasons at Baylor under Matt Rhule ... Tallied 133 tackles, 7.5 sacks and 19.0 tackles for loss in his career ... Earned first team All-Big 12 honors in 2019, tallying career highs with 5.5 sacks and 13.0 tackles for loss ... Also produced one forced fumble, seven QB hurries, one blocked kick and 61 total tackles ... Had five tackles with one sack in the Sugar Bowl against Georgia ... Also had five tackles including 1.5 for loss in Big 12 title game against Oklahoma ... in junior season, had 34 tackles and 1.5 sacks. Went to Spring HS in Spring, Texas.

DEFENSIVE STATISTICS

DATE	TEAM	GP	GS	TACKLES							INTERCEPTIONS			FUMBLES		
				TK	S	A	TFL	SK	YDS	QBH	NO	YDS	LG	TD	FF	FR
2016	Baylor	9	1	7	5	2	0	0	0	1	0	0	0	0	0	0
2017	Baylor	12	4	31	16	15	3	0.5	0	0	0	0	0	0	0	0
2018	Baylor	13	11	34	15	19	3	1.5	4	0	0	0	0	0	0	0
2019	Baylor	14	13	61	35	26	13	5.5	29	7	0	0	0	0	1	0
COLLEGE TOTALS		49	29	133	71	62	19	7.5	33	8	0	0	0	0	1	0

REGULAR SEASON COMPARISON: DEFENSIVE - NEW ORLEANS SAINTS

		TACKLES										MISC					
DATE	OPP	W/L	GP/GS	TOT	SOLO	ASST	SACK	YDS.	INT	TFL	PD	QBH	TD	FF	FR		
10/25/20	CAR @ NO	L	P	2	2	0	0.0	0	0	0	0	0	0	0	0		
TOTALS		0/1	1/0	2	2	0	0.0	0	0	0	0	0	0	0	0		

BRAYVION ROY'S NFL REGULAR SEASON DEFENSIVE STATISTICS

DATE	TEAM	TACKLES										INTERCEPTIONS					O. FUMB			ST		MISC				
		GP	GS	TK	S	A	TFL	YDS	SK	YDS	QBH	NO	YDS	LG	TD	PD	FF	FR	YDS	TK	S	A	FF	FR	S	A
2020	Panthers	14	8	25	11	14	2	7	1.0	6.0	5	0	0	0	0	0	0	0	0	0	0	0	0	0	0	0
NFL TOTALS		14	8	25	11	14	2	7	1.0	6.0	5	0	0	0	0	0	0	0	0	0	0	0	0	0	0	0


SINGLE-GAME HIGHS: DEFENSIVE

Total Tackles 3 at Green Bay Packers, Dec 19, 2020  
...3 more at 3.  
Sacks 1.0 at Minnesota Vikings, Nov 29, 2020

Tackles For Loss 1 at Green Bay Packers, Dec 19, 2020  
...1 more at 1.

## 2020 GAME-BY-GAME REGULAR SEASON STATISTICS (PANTHERS)

[illegible]



**CURTIS  
SAMUEL**  
**5'11" // 195**  
**OHIO STATE**  
**BROOKLYN, N.Y.**

**10**  
**WR**

EXPERIENCE (YEARS)		BIRTHDATE	ACQUIRED
NFL	PANTHERS	8.11.96	D2A-17
4	4		

## PRO CAREER

- Recorded 54 receptions for career-best 627 receiving yards and team-leading six receiving touchdowns in 2019, to go along with 130 yards rushing and one rushing touchdown.
- Played in 13 games with eight starts in 2018...Tallied 39 receptions for 494 receiving yards and eight rushes for 84 rushing yards and accumulated 209 kick return yards...Scored seven touchdowns on the year, five receiving and two rushing, tied for the most among NFL wide receivers.
- Scored a rushing and receiving touchdown against Tampa Bay (11/4/18), becoming the first Panthers wide receiver to do both in the same game since Keyshawn Johnson in 2006.
- Played in nine games with four starts in 2017 before ending the season on injured reserve with an ankle injury...Tallied 115 yards receiving, 64 yards rushing and 220 yards of kickoff returns in 2017.

## TRANSACTIONS

Selected in the second round (40th overall) of the NFL Draft by Carolina (4/28/17)...Placed on injured reserve with broken ankle (11/24/17)...Placed on non-football injury list (ankle) (7/25/18)...Passed physical (8/1/18)...Placed on reserve/COVID-19 list (12/8/20)...Removed by reserve/COVID-19 list and placed on the active roster (12/11/20).

## COLLEGE & PERSONAL

Played in 40 games with 13 starts at Ohio State...Entered NFL following junior season...Moved to H-back during spring practice after freshman season...Totaled 3,007 all-purpose yards...Only player in school history with 1,000 career rushing and receiving yards...Rushed for 1,286 yards and 15 touchdowns on 172 attempts...Posted 107 receptions for 1,249 yards and nine touchdowns...Averaged 21.6 yards on 21 kickoff returns for 453 yards...Returned six punts for 19 yards...2016 First-team All-American...2016 First-team All-Big Ten Conference selection at wide receiver...Only player in the nation with 700 rushing and 700 receiving yards...Accounted for 18 plays of 20 or more yards...Ranked second in the conference with team highs of 74 catches, 865 receiving yards and seven receiving touchdowns...Reception total marked the second most in school history...Produced 771 rushing yards and eight touchdowns on 97 carries...Scored a team-leading 15 total touchdowns, including the game-winner on a 15-yard run in the second overtime to help the Buckeyes defeat Michigan and earn a spot in the College Football Playoff...Attended Erasmus Hall High School in Brooklyn, N.Y.

## REGULAR SEASON COMPARISON: RECEIVING - NEW ORLEANS SAINTS

DATE	OPP	W/L	GP/GS	REC	YDS.	AVG.	TD	LG	TGTS	YAC
9/24/17	CAR vs. NO	L	S	2	5	2.5	0	7	5	0
12/17/18	CAR vs. NO	L	S	1	17	17.0	0	17	4	0
12/30/18	CAR @ NO	W	S	2	72	36.0	1	53t	4	12
11/24/19	CAR @ NO	L	S	1	9	9.0	0	9	4	7
12/29/19	CAR vs. NO	L	S	2	13	6.5	0	11	4	5
10/25/20	CAR @ NO	L	P	6	48	8.0	0	22	6	30
<b>TOTALS</b>		1/5	6/5	14	164	11.7	1	22	27	54

## CURTIS SAMUEL'S NFL REGULAR SEASON RUSHING/RECEIVING STATISTICS

DATE	TEAM	RECEIVING							RUSHING				
		GP	GS	NO.	YDS.	AVG.	LG	TD	NO.	YDS.	AVG.	LG	TD
2017	Panthers	9	4	15	115	7.7	23	0	4	64	16.0	31	0
2018	Panthers	13	8	39	494	12.7	53t	5	8	84	10.5	33t	2
2019	Panthers	16	15	54	627	11.6	44	6	19	130	6.8	16	1
2020	Panthers	14	5	70	733	10.5	44	3	38	197	5.2	45	2
<b>NFL TOTALS</b>		<b>52</b>	<b>32</b>	<b>178</b>	<b>1,969</b>	<b>11.1</b>	<b>53t</b>	<b>14</b>	<b>69</b>	<b>475</b>	<b>6.9</b>	<b>45</b>	<b>5</b>

CURTIS SAMUEL'S NFL REGULAR SEASON RETURN STATISTICS

KICKOFF RETURNS							PUNT RETURNS					
DATE	TEAM	RET.	YDS.	AVG.	LG	TD	NO.	FC	YDS.	AVG.	LG	TD
2017	Panthers	10	221	22.1	33	0	0	0	0	0.0	0	0
2018	Panthers	10	209	20.9	32	0	0	0	0	0.0	0	0
2019	Panthers	0	0	0.0	0	0	0	0	0	0.0	0	0
2020	Panthers	0	0	0.0	0	0	0	0	0	0.0	0	0
NFL TOTALS		20	430	21.5	33	0	0	0	0	0.0	0	0

SINGLE-GAME HIGHS: RUSHING/RECEIVING

**Rush Attempts** 7 at Washington, Dec 27, 2020  
**Rushing Yards** 52 at Washington, Dec 27, 2020  
**Longest Runs** 45 at Washington, Dec 27, 2020  
**Rushing TDs** 1 vs. Atlanta Falcons, Oct 29, 2020  
...4 more at 1.  
**Receptions** 9 at Kansas City Chiefs, Nov 08, 2020  
**Receiving Yards** 106 at Washington, Dec 27, 2020  
**Longest Receptions** 53t at New Orleans Saints, Dec 30, 2018  
**Receiving TDs** 1 vs. Detroit Lions, Nov 22, 2020  
...13 more at 1.

**All-purpose yards** 158 at Washington, Dec 27, 2020  
**Kickoff Returns** 5 at Pittsburgh Steelers, Nov 08, 2018  
**Kickoff Return Yards** 107 at Pittsburgh Steelers, Nov 08, 2018  
**Longest Kickoff Return** 33 vs. Philadelphia Eagles, Oct 12, 2017  
**Special Teams Tackles** 2 at Pittsburgh Steelers, Nov 08, 2018  
**Miscellaneous Tackles** 2 vs. Atlanta Falcons, Nov 17, 2019  
**Most TDs** 2 vs. Atlanta Falcons, Oct 29, 2020  
...2 more at 2.

100-YARD RECEIVING GAMES (2): REGULAR SEASON

DATE	TEAM	NO.	YDS.	AVG.	LG	TD
11/08/20	at Chiefs	9	105	11.7	28	1
12/27/20	at Washington	5	106	21.2	44	0

2020 GAME-BY-GAME REGULAR SEASON STATISTICS (PANTHERS)

RECEIVING							RUSHING								
DATE	OPPONENT	P/S	NO.	YDS.	AVG.	LG	TD	NO.	YDS.	AVG.	LG	TD	W/L	SCORE	
09/13	Raiders	P	5	38	7.6	19	0	1	5	5.0	5	0	L	30-34	
09/20	at Buccaneers	P	2	13	6.5	10	0	4	26	6.5	14	0	L	17-31	
09/27	at Chargers	S	4	45	11.3	24	0	4	7	1.8	5	0	W	21-16	
10/04	Cardinals	P	3	51	17.0	24	0	2	-3	-1.5	1	0	W	31-21	
10/11	at Falcons	S	5	36	7.2	17	0	4	28	7.0	17	0	W	23-16	
10/18	Bears		GAME INACTIVE										L	16-23	
10/25	at Saints	P	6	48	8.0	22	0	1	5	5.0	5t	1	L	24-27	
10/29	Falcons	S	4	31	7.8	29t	1	3	23	7.7	12t	1	L	17-25	
11/08	at Chiefs	S	9	105	11.7	28	1	3	13	4.3	7	0	L	31-33	
11/15	Buccaneers	S	3	8	2.7	6	0	3	4	1.3	4	0	L	23-46	
11/22	Lions	P	8	70	8.8	17t	1	1	4	4.0	4	0	W	20-0	
11/29	at Vikings	P	5	72	14.4	35	0	1	5	5.0	5	0	L	27-28	
12/13	Broncos	P	7	68	9.7	19	0	2	22	11.0	12	0	L	27-32	
12/19	at Packers	P	4	42	10.5	16	0	2	6	3.0	5	0	L	16-24	
12/27	at Washington	P	5	106	21.2	44	0	7	52	7.4	45	0	W	20-13	
2020 TOTALS			14-5	70	733	10.5	44	3	38	197	5.2	45	2	5-10	





**MICHAEL SCHOFIELD**  
**6'6" // 300**  
**MICHIGAN**  
**ORLAND PARK, ILL.**

**75**  
**G**

EXPERIENCE (YEARS)		BIRTHDATE	ACQUIRED
NFL	PANTHERS	11.15.90	FA-20
7	1		

## PRO CAREER

- Played three seasons for the Los Angeles Chargers from 2017-19...Started in all 16 games in 2018 and 2019...Helped the Chargers rank seventh in total yards (17,867) between 2017 and 2019.
- In 2019, ranked 10th among qualified offensive guards in pass blocking grade (76.9) according to PFF.
- In 2017, helped Melvin Gordon rush for 1,105 yards and eight touchdowns on the ground...That season, he bolstered a Chargers offensive line that allowed the fewest sacks (18) in the NFL.
- Spent three seasons in Denver from 2014-16...Did not see action in 2014, but started 13 games in 2015 and 16 games in 2016...Part of a Denver offense that won Super Bowl 50.

## TRANSACTIONS

Selected by the Denver Broncos in the fourth round (95th overall) of the 2014 NFL Draft...Waived by Denver (9/2/17)...Claimed off waivers by Los Angeles Chargers (9/3/17)...Signed as a free agent with Carolina (5/2/20)...Placed on reserve/COVID-19 list (10/20/20)...Activated from the reserve/COVID-19 list (11/4/20).

## COLLEGE & PERSONAL

Played four seasons (2010-13) at Michigan after redshirting in 2009...Played in all 52 possible games of his four-year career...Recorded 31 blocks resulting in a rushing TD during his three years (2011-13) as a starter...Part of an offensive line that allowed just 17 sacks as a senior, leading to his second-team All-Big Ten recognition...As a sophomore, blocked for a rushing offense that finished No. 2 in the Big Ten with 221.9 rushing yards per game. Attended Carl Sandburg HS in Orland Park, Ill.

## MICHAEL SCHOFIELD'S NFL REGULAR SEASON STATISTICS


DATE	TEAM	GP	GS
2014	Broncos	0	0
2015	Broncos	13	13
2016	Broncos	16	16
2017	Chargers	15	5
2018	Chargers	16	16
2019	Chargers	16	16
2020	Panthers	10	2
NFL TOTALS		86	68

## MICHAEL SCHOFIELD'S NFL POSTSEASON STATISTICS

DATE	TEAM	GP	GS
2014	Broncos	0	0
2015	Broncos	3	3
2018	Chargers	2	2
NFL TOTALS		5	5

## 2020 GAME-BY-GAME REGULAR SEASON STATISTICS (PANTHERS)

DATE	OPPONENT	P/S		W/L	SCORE
09/13	Raiders	S		L	30-34
09/20	at Buccaneers	S		L	17-31
09/27	at Chargers	P		W	21-16
10/04	Cardinals	P		W	31-21
10/11	at Falcons		INACTIVE	W	23-16
10/18	Bears	P		L	16-23
10/25	at Saints		RESERVE/COVID-19	L	24-27
10/29	Falcons		RESERVE/COVID-19	L	17-25
11/08	at Chiefs		GAME INACTIVE	L	31-33
11/15	Buccaneers		GAME INACTIVE	L	23-46
11/22	Lions	P		W	20-0
11/29	at Vikings	P		L	27-28
12/13	Broncos	P		L	27-32
12/19	at Packers	P		L	16-24
12/27	at Washington	P		W	20-13
<b>2020 TOTALS</b>		<b>10-2</b>		<b>5-10</b>	



**JOEY  
SLYE**  
**5'11" // 213**  
**VIRGINIA TECH**  
**STAFFORD, VA.**

**4**  
**K**

EXPERIENCE (YEARS)		BIRTHDATE	ACQUIRED
<b>NFL</b>	<b>PANTHERS</b>	<b>4.10.96</b>	<b>FA-19</b>
<b>2</b>	<b>2</b>		

## NFL RANKINGS

- Led NFL with eight made field goals longer than 50 yards in 2019.

## FRANCHISE RANKINGS

- Set franchise record for most made field goals (8) longer than 50 yards in one season in 2019.

## PRO CAREER

- Hit 25-of-32 field goals, including eight from longer than 50 yards in 2019 with Carolina.
- Spent time with Tampa Bay and New York Giants in 2018 and 2019 but did not see game action.

## TRANSACTIONS

Signed as an undrafted free agent with the New York Giants (5/6/19)...Released by New York Giants (5/14/19)...Signed by New York Giants (7/24/19)...Released by New York Giants (7/27/19)...Signed with Carolina (8/1/19)...Signed one-year contract extension with Carolina (2/6/20)...Placed on reserve/COVID-19 list (10/21/20)...Activated from the reserve/COVID-19 list (10/23/20).

## COLLEGE & PERSONAL

Spent four seasons at Virginia Tech where he was named a 2016 and 2015 Lou Groza Award Semifinalist...Named 2016 First Team All-ACC...Played in 50 total games, connecting on 78-of-108 field goals (72.2 percent) and 169-of-172 of his extra points (98.3 percent)...Went to North Stafford High in Stafford, Va.

## REGULAR SEASON COMPARISON: KICKING - NEW ORLEANS SAINTS

DATE	OPP	W/L	GP/GS	FGA	FGM	PCT	LONG	XPA	XPM	PTS	1-19	20-29	30-39	40-49	50+	KO	TB
11/24/19	CAR @ NO	L	P	2	3	66.7%	52	3	1	7	0-0	0-0	0-0	1-1	0-0	6	6
12/29/19	CAR vs. NO	L	P	1	1	100%	23	1	1	4	0-0	1-1	0-0	0-0	0-0	3	3
10/25/20	CAR @ NO	L	P	1	2	50%	43	3	3	6	0-0	0-0	0-0	0-0	0-1	5	3
TOTALS		0/3	3/0	4	6	150%	52	7	5	17	0-0	1-1	0-0	1-1	0-1	14	12

## JOEY SLYE'S NFL REGULAR SEASON KICKING STATISTICS

DATE	TEAM	GP	FGM	FGA	PCT.	LG	XP	XPA	PCT.	BLK	PTS
2019	Panthers	16	25	32	78.1	55	31	35	88.6	1	106
2020	Panthers	15	29	36	80.6	56	32	35	91.4	1	119
NFL TOTALS		31	54	68	79.4	56	63	70	90.0	2	225

## JOEY SLYE'S NFL REGULAR SEASON FIELD-GOAL ACCURACY STATISTICS

DATE	TEAM	1-19	PCT.	20-29	PCT.	30-39	PCT.	40-49	PCT.	50+	PCT.
2019	Panthers	0-0	0.0	4-5	80.0	5-5	100.0	8-11	72.7	8-11	72.7
2020	Panthers	0-0	0.0	11-12	91.7	10-10	100.0	7-8	87.5	1-6	16.7
NFL TOTALS		0-0	0.0	15-17	88.2	15-15	100.0	15-19	78.9	9-17	52.9


SINGLE-GAME HIGHS: KICKER

Field Goals Made 5 at Los Angeles Chargers, Sep 27, 2020  
Field Goal Attempts 5 at Los Angeles Chargers, Sep 27, 2020  
...1 more at 5.  
Longest Field Goals Made 56 vs. Detroit Lions, Nov 22, 2020  
PATs Made 5 at Arizona Cardinals, Sep 22, 2019

PAT Attempts 5 vs. Jacksonville Jaguars, Oct 06, 2019  
...1 more at 5.  
Points 15 at Los Angeles Chargers, Sep 27, 2020  
Special Teams Tackles 1 at Minnesota Vikings, Nov 29, 2020  
...2 more at 1.

2020 GAME-BY-GAME REGULAR SEASON STATISTICS (PANTHERS)

FIELD GOALS						EXTRA POINTS						PTS	W/L	SCORE
DATE	OPPONENT	P	FGM	FGA	PCT	LG	XP	XPA	PCT	BLK	PTS			
09/13	Raiders	P	3	3	100.0	47	1	2	50.0	0	10	L		30-34
09/20	at Buccaneers	P	1	1	100.0	23	2	2	100.0	0	5	L		17-31
09/27	at Chargers	P	5	5	100.0	31	0	1	0.0	1	15	W		21-16
10/04	Cardinals	P	1	2	50.0	27	4	4	100.0	0	7	W		31-21
10/11	at Falcons	P	3	3	100.0	39	2	2	100.0	0	11	W		23-16
10/18	Bears	P	3	4	75.0	48	1	1	100.0	0	10	L		16-23
10/25	at Saints	P	1	2	50.0	43	3	3	100.0	0	6	L		24-27
10/29	Falcons	P	1	1	100.0	39	2	2	100.0	0	5	L		17-25
11/08	at Chiefs	P	1	3	33.3	47	4	4	100.0	0	7	L		31-33
11/15	Buccaneers	P	1	1	100.0	46	2	2	100.0	0	5	L		23-46
11/22	Lions	P	2	2	100.0	56	2	2	100.0	0	8	W		20-0
11/29	at Vikings	P	2	4	50.0	40	3	3	100.0	0	9	L		27-28
12/13	Broncos	P	2	2	100.0	35	3	3	100.0	0	9	L		27-32
12/19	at Packers	P	3	3	100.0	36	1	1	100.0	0	10	L		16-24
12/27	at Washington	P	0	0	0.0	0	2	3	66.7	0	2	W		20-13
2020 TOTALS		15	29	36	80.6	56	32	35	91.4	1	119	5-10		



**RODNEY SMITH**  
5'11" // 210  
MINNESOTA  
JONESBORO, GA.

**35**  
**RB**

EXPERIENCE (YEARS)		BIRTHDATE	ACQUIRED
NFL	PANTHERS	2.28.96	FA-20
R	R		

TRANSACTIONS

Signed as an undrafted free agent with Carolina (4/30/20)...Released by Carolina (8/3/20)...Signed to Carolina's practice squad (10/13/20)...Signed to Carolina's active roster from the practice squad (11/14/20).

COLLEGE & PERSONAL

Smith tallied 5,441 career all-purpose yards, most in Gophers history...He rushed for 4,122 career yards, second in school history, while he finished his career with 29 rushing touchdowns, sixth-most in Minnesota history...Posted 16 career 100-yard rushing games, third-most in program history...In 2019, earned All-Big Ten second team honors as he rushed for 1,163 yard and eight touchdowns, posting five 100-yard rushing games...Only played two games in 2018 after suffering injury...Rushed for 977 yards as a junior in 2017 with three touchdowns...Scored 17 total touchdowns as a sophomore in 2016, with 16 on the ground and one on kickoff return. Went to Mundy's Mill HS in Jonesboro, Ga.

RODNEY SMITH'S NFL REGULAR SEASON RUSHING/RECEIVING STATISTICS

RUSHING								RECEIVING					
DATE	TEAM	GP	GS	NO.	YDS.	AVG.	LG	TD	NO.	YDS.	AVG.	LG	TD
2020	Panthers	6	0	31	116	3.7	13	0	8	55	6.9	12	0
NFL TOTALS		6	0	31	116	3.7	13	0	8	55	6.9	12	0

RODNEY SMITH'S NFL REGULAR SEASON RETURN STATISTICS

KICKOFF RETURNS							PUNT RETURNS					
DATE	TEAM	RET.	YDS.	AVG.	LG	TD	NO.	FC	YDS.	AVG.	LG	TD
2020	Panthers	0	0	0.0	0	0	0	0	0	0.0	0	0
NFL TOTALS		0	0	0.0	0	0	0	0	0	0.0	0	0


SINGLE-GAME HIGHS: RUSHING/RECEIVING

Rush Attempts 8 vs. Detroit Lions, Nov 22, 2020  
Rushing Yards 29 vs. Detroit Lions, Nov 22, 2020  
Longest Runs 13 at Minnesota Vikings, Nov 29, 2020  
Receptions 3 at Green Bay Packers, Dec 19, 2020

Receiving Yards 24 at Green Bay Packers, Dec 19, 2020  
Longest Receptions 12 at Washington, Dec 27, 2020  
All-purpose yards 47 at Green Bay Packers, Dec 19, 2020

2020 GAME-BY-GAME REGULAR SEASON STATISTICS (PANTHERS)

DATE	OPPONENT	P/S	RUSHING					RECEIVING					W/L	SCORE
			NO.	YDS.	AVG.	LG	TD	NO.	YDS.	AVG.	LG	TD		
09/13	Raiders						2						L	30-34
09/20	at Buccaneers						2						L	17-31
09/27	at Chargers						2						W	21-16
10/04	Cardinals						2						W	31-21
10/11	at Falcons						2						W	23-16
10/18	Bears						PRACTICE SQUAD						L	16-23
10/25	at Saints						PRACTICE SQUAD						L	24-27
10/29	Falcons						PRACTICE SQUAD						L	17-25
11/08	at Chiefs						PRACTICE SQUAD						L	31-33
11/15	Buccaneers	P	3	13	4.3	10	0	1	2	2.0	2	0	L	23-46
11/22	Lions	P	8	29	3.6	9	0	0	0	0.0	0	0	W	20-0
11/29	at Vikings	P	7	18	2.6	13	0	0	0	0.0	0	0	L	27-28
12/13	Broncos	P	2	10	5.0	6	0	2	14	7.0	9	0	L	27-32
12/19	at Packers	P	4	23	5.8	12	0	3	24	8.0	11	0	L	16-24
12/27	at Washington	P	7	23	3.3	7	0	2	15	7.5	12	0	W	20-13
2020 TOTALS			6-0	31	116	3.7	13	0	8	55	6.9	12	0	5-10



**JULIAN  
STANFORD**  
 6'1" // 230  
**WAGNER**  
 BLOOMFIELD, CT

**50  
LB**

EXPERIENCE (YEARS)

NFL

PANTHERS

71

BIRTHDATE

9.2.90

ACQUIRED

FA-20

## PRO CAREER

- Played in 29 games for Buffalo in 2018 and 2019, totaling 23 tackles and one sack.
- Played for two seasons with the Jets in 2017 and 2016, playing in 25 games with four starts and tallying 42 tackles, including two tackles for loss.
- Saw action in Detroit in 2014 and 2013, playing in 18 games.
- Posted best statistical season in first year with Jacksonville in 2012, playing all 16 games with six starts and totaling 23 tackles, including one for loss.

## TRANSACTIONS

Signed as an undrafted free agent with Jacksonville (5/4/12)...Waived by Jacksonville (8/31/13)...Signed as a free agent with Detroit (12/3/13)...Waived by Detroit (8/30/14)...Signed to Detroit practice squad (9/1/14)...Elevated from practice squad to Detroit active roster (9/16/14)...Waived by Detroit (9/5/15)...Signed to Tampa Bay practice squad (9/16/15)...Released from Tampa Bay practice squad (9/22/15)...Re-signed to Tampa Bay practice squad (10/28/15)...Released from Tampa Bay practice squad (11/3/15)...Signed to New York Jets practice squad (12/1/15)...Waived by the New York Jets (9/26/16)...Signed to New York Jets practice squad (9/28/16)...Elevated to New York Jets active roster (10/22/16)...Terminated as a vested veteran by the Jets (4/14/17)...Signed as a free agent with the New York Jets (4/17/17)...Signed as an unrestricted free agent with Buffalo (3/15/18)...Signed as a free agent with Carolina (8/22/20).

## COLLEGE & PERSONAL

Four-year letter winner at Wagner, earning All-NEC First Team honors in senior season in 2011 when he posted 53 tackles with five PBUs, one forced fumble and three interceptions, returning two for touchdowns...Posted 12.5 tackles for loss and team-best seven sacks in 2010...Attended Bloomfield High School in Bloomfield, Conn.

## JULIAN STANFORD'S NFL REGULAR SEASON DEFENSIVE STATISTICS

		TACKLES										INTERCEPTIONS					O. FUMB			ST				MISC		
DATE	TEAM	GP	GS	TK	S	A	TFL	YDS	SK	YDS	QBH	NO	YDS	LG	TD	PD	FF	FR	YDS	TK	S	A	FF	FR	S	A
2012	Jaguars	16	6	17	14	3	1	0	0.0	0.0	0	0	0	0	0	0	0	0	0	6	4	2	0	1	0	0
2013	Lions	4	0	0	0	0	0	0	0.0	0.0	0	0	0	0	0	0	0	0	0	3	2	1	0	0	0	0
2014	Lions	14	0	0	0	0	0	0	0.0	0.0	0	0	0	0	0	0	0	0	0	2	2	0	0	0	0	0
2016	Jets	9	3	19	14	5	1	1	0.0	0.0	0	0	0	0	0	0	0	0	0	3	1	2	0	0	0	0
2017	Jets	16	1	8	6	2	1	5	0.0	0.0	0	0	0	0	0	0	0	0	0	12	9	3	0	0	0	0
2018	Bills	13	1	10	9	1	1	0	1.0	9.0	1	0	0	0	0	1	1	0	0	5	4	1	0	0	0	0
2019	Bills	16	0	3	2	1	0	0	0.0	0.0	0	0	0	0	0	0	0	0	0	5	4	1	0	1	0	0
2020	Panthers	15	0	3	1	2	0	0	0.0	0.0	0	0	0	0	0	0	0	0	0	6	3	3	0	0	0	0
NFL TOTALS		103	11	60	46	14	4	6	1.0	9.0	1	0	0	0	0	1	1	0	0	42	29	13	0	2	0	0

## JULIAN STANFORD'S NFL POSTSEASON DEFENSIVE STATISTICS

TACKLES												INTERCEPTIONS					O. FUMB			ST				MISC		
DATE	TEAM	GP	GS	TK	S	A	TFL	YDS	SK	YDS	QBH	NO	YDS	LG	TD	PD	FF	FR	YDS	TK	S	A	FF	FR	S	A
2014	Lions	1	0	0	0	0	0	0	0.0	0.0	0	0	0	0	0	0	0	0	0	0	0	0	0	0	0	0
2019	Bills	1	0	0	0	0	0	0	0.0	0.0	0	0	0	0	0	0	0	0	0	1	1	0	0	0	0	0
NFL TOTALS		2	0	0	0	0	0	0	0.0	0.0	0	0	0	0	0	0	0	0	0	1	1	0	0	0	0	0

## SINGLE-GAME HIGHS: DEFENSIVE

**Total Tackles** 8 vs. Chicago Bears, Nov 04, 2018  
**Sacks** 1.0 vs. Chicago Bears, Nov 04, 2018  
**Passes Defensed** 1 vs. Detroit Lions, Dec 16, 2018  
**Forced Fumbles** 1 vs. Chicago Bears, Nov 04, 2018

**Tackles For Loss** 1 vs. New England Patriots, Oct 29, 2018  
 ...3 more at 1.  
**Special Teams Tackles** 3 vs. Chicago Bears, Oct 07, 2012  
**Special Teams Fumble Recoveries** 1 vs. Philadelphia Eagles, Oct 27, 2019  
 ...1 more at 1.

### Special Teams Tackles

1 at Houston Texans, Jan 04, 2020

		TACKLES								INTERCEPTIONS					O. FUMB			ST			MISC						
DATE	OPPONENT	P/S	TK	S	A	SK	YDS	TFL	YDS	QBH	NO	YDS	LG	TD	PD	FF	FR	YDS	TK	S	A	FF	FR	S	A	W/L	SCORE
09/13	Raiders	P	0	0	0	0.0	0.0	0	0	0	0	0	0	0	0	0	0	0	1	0	1	0	0	0	0	L	30-34
09/20	at Buccaneers	P	0	0	0	0.0	0.0	0	0	0	0	0	0	0	0	0	0	0	1	0	1	0	0	0	0	L	17-31
09/27	at Chargers	P	0	0	0	0.0	0.0	0	0	0	0	0	0	0	0	0	0	0	0	0	0	0	0	0	0	W	21-16
10/04	Cardinals	P	0	0	0	0.0	0.0	0	0	0	0	0	0	0	0	0	0	0	0	0	0	0	0	0	0	W	31-21
10/11	at Falcons	P	0	0	0	0.0	0.0	0	0	0	0	0	0	0	0	0	0	0	1	1	0	0	0	0	0	W	23-16
10/18	Bears	P	1	0	1	0.0	0.0	0	0	0	0	0	0	0	0	0	0	0	0	0	0	0	0	0	0	L	16-23
10/25	at Saints	P	0	0	0	0.0	0.0	0	0	0	0	0	0	0	0	0	0	0	1	0	1	0	0	0	0	L	24-27
10/29	Falcons	P	0	0	0	0.0	0.0	0	0	0	0	0	0	0	0	0	0	0	0	0	0	0	0	0	0	L	17-25
11/08	at Chiefs	P	0	0	0	0.0	0.0	0	0	0	0	0	0	0	0	0	0	0	0	0	0	0	0	0	0	L	31-33
11/15	Buccaneers	P	2	1	1	0.0	0.0	0	0	0	0	0	0	0	0	0	0	0	0	0	0	0	0	0	0	L	23-46
11/22	Lions	P	0	0	0	0.0	0.0	0	0	0	0	0	0	0	0	0	0	0	0	0	0	0	0	0	0	W	20-0
11/29	at Vikings	P	0	0	0	0.0	0.0	0	0	0	0	0	0	0	0	0	0	0	0	0	0	0	0	0	0	L	27-28
12/13	Broncos	P	0	0	0	0.0	0.0	0	0	0	0	0	0	0	0	0	0	0	1	1	0	0	0	0	0	L	27-32
12/19	at Packers	P	0	0	0	0.0	0.0	0	0	0	0	0	0	0	0	0	0	0	1	1	0	0	0	0	0	L	16-24
12/27	at Washington	P	0	0	0	0.0	0.0	0	0	0	0	0	0	0	0	0	0	0	0	0	0	0	0	0	0	W	20-13
2020 TOTALS		15-0	3	1	2	0.0	0.0	0	0	0	0	0	0	0	0	0	0	0	6	3	3	0	0	0	0	5-10	

DATE	OPPONENT	P/S	TACKLES							INTERCEPTIONS							O. FUMB			ST			MISC			SCORE	
			TK	S	A	SK	YDS	TFL	YDS	QBH	NO	YDS	LG	TD	PD	FF	FR	YDS	TK	S	A	FF	FR	S	A		W/L
01/04	at Texans	P	0	0	0	0.0	0.0	0	0	0	0	0	0	0	0	0	0	1	1	0	0	0	0	0	L	19-22+	
2019 TOTALS		1-0	0	0	0	0.0	0.0	0	0	0	0	0	0	0	0	0	1	1	0	0	0	0	0	0-1			
+ - Overtime																											



**ADARIUS  
TAYLOR**  
**6'0" // 230**

**FLORIDA ATLANTIC**  
**LAKELAND, FLA.**

**57**

**LB**

EXPERIENCE (YEARS)

**NFL**

**PANTHERS**

**6**

**2**

BIRTHDATE

**9.21.90**

ACQUIRED

**FA-20**

### TRANSACTIONS

Signed as an undrafted free agent with Carolina (5/16/14)...Waived by Carolina (8/30/14)...Signed to Carolina practice squad (9/1/14)...Signed to Panthers active roster (10/18/14)...Waived by Carolina (9/5/15)...Signed to Carolina practice squad (9/7/15)...Signed off Carolina practice squad by Tampa Bay (11/30/15)...Placed on injured reserve by Tampa Bay (12/20/17)...Signed as unrestricted free agent with Cleveland (3/14/19)...Terminated as a vested veteran by Cleveland (2/18/20)...Signed as a free agent by Carolina (7/27/20)...Placed on reserve/injured list by Carolina (11/11/20)...Activated to Carolina's active roster (12/12/20).

### COLLEGE & PERSONAL

Played two seasons at Florida Atlantic (2012-13) after transferring from Eastern Arizona Community College...Tallied 149 tackles with 3.5 sacks and an interception return for a touchdown...Went to Lake Gibson High School in Lakeland, Fla.

### REGULAR SEASON COMPARISON: DEFENSIVE - NEW ORLEANS SAINTS

DATE	OPP	TACKLES										MISC			
		W/L	GP/GS	TOT	SOLO	ASST	SACK	YDS.	INT	TFL	PD	QBH	TD	FF	FR
9/9/18	TB @ NO	W	P	1	1	0	0.0	0	0	0	0	0	0	0	0
12/9/18	TB vs. NO	L	S	6	4	2	0.0	0	1	0	1	0	0	0	0
10/25/20	CAR @ NO	L	P	5	5	0	0.0	0	0	1	0	0	0	0	0
TOTALS		1/2	3/1	12	10	2	0.0	0	1	1	1	0	0	0	0

### ADARIUS TAYLOR'S NFL REGULAR SEASON DEFENSIVE STATISTICS

DATE	TEAM	GP	GS	TACKLES								INTERCEPTIONS				O. FUMB			ST			MISC		
				TK	S	A	TFL	YDS	SK	YDS	QBH	NO	YDS	LG	TD	PD	FF	FR	YDS	TK	S	A	FF	FR
2014	Panthers	10	2	9	5	4	1	4	0.0	0.0	0	0	0	0	0	0	1	0	0	3	3	0	0	0
2015	Buccaneers	5	0	0	0	0	0	0	0.0	0.0	0	0	0	0	0	0	0	0	0	0	0	0	0	0
2016	Buccaneers	16	0	9	8	1	0	0	0.0	0.0	0	0	0	0	0	0	0	0	0	5	4	1	0	0
2017	Buccaneers	14	4	26	19	7	0	0	1.0	4.0	2	0	0	0	0	1	1	0	0	5	3	2	0	1
2018	Buccaneers	15	10	57	38	19	4	5	1.0	1.0	1	1	7	7	0	5	1	0	0	3	3	0	0	0
2019	Browns	15	0	1	1	0	0	0	0.0	0.0	0	0	0	0	0	0	0	0	0	8	3	5	0	0
2020	Panthers	12	1	14	9	5	1	2	0.0	0.0	0	0	0	0	0	0	0	0	0	3	1	2	0	0
NFL TOTALS		87	17	116	80	36	6	11	2.0	5.0	3	1	7	7	0	6	3	0	0	27	17	10	0	1

### ADARIUS TAYLOR'S NFL POSTSEASON DEFENSIVE STATISTICS

DATE	TEAM	GP	GS	TACKLES								INTERCEPTIONS				O. FUMB			ST			MISC		
				TK	S	A	TFL	YDS	SK	YDS	QBH	NO	YDS	LG	TD	PD	FF	FR	YDS	TK	S	A	FF	FR
2014	Panthers	2	1	1	0	1	0	0	0.0	0.0	0	0	0	0	0	0	0	0	0	0	0	0	0	0
NFL TOTALS		2	1	1	0	1	0	0	0.0	0.0	0	0	0	0	0	0	0	0	0	0	0	0	0	0

### SINGLE-GAME HIGHS: DEFENSIVE

**Total Tackles** 9 at Carolina Panthers, Nov 04, 2018  
**Sacks** 1.0 vs. Cleveland Browns, Oct 21, 2018  
...1 more at 1.0.  
**Passes Defensed** 1 at Dallas Cowboys, Dec 23, 2018  
...5 more at 1.  
**Forced Fumbles** 1 at New York Giants, Nov 18, 2018  
...2 more at 1.  
**Tackles For Loss** 2 vs. Washington, Nov 11, 2018

**Interceptions** 1 vs. New Orleans Saints, Dec 09, 2018  
**Interception Return Yards** 7 vs. New Orleans Saints, Dec 09, 2018  
**Special Teams Tackles** 2 vs. Baltimore Ravens, Dec 22, 2019  
...2 more at 2.  
**Special Teams Fumble Recoveries** 1 at Miami Dolphins, Nov 19, 2017



SINGLE-GAME HIGHS - POSTSEASON: DEFENSIVE

Total Tackles1 at Seattle Seahawks, Jan 10, 2015

2020 GAME-BY-GAME REGULAR SEASON STATISTICS (PANTHERS)

DATE	OPPONENT	P/S	TACKLES							INTERCEPTIONS					O. FUMB			ST			MISC			W/L	SCORE	
			TK	S	A	SK	YDS	TFL	YDS	QBH	NO	YDS	LG	TD	PD	FF	FR	YDS	TK	S	A	FF	FR			S
09/13	Raiders	P	0	0	0	0.0	0.0	0	0	0	0	0	0	0	0	0	0	1	0	1	0	0	0	0	L	30-34
09/20	at Buccaneers	P	2	1	1	0.0	0.0	0	0	0	0	0	0	0	0	0	0	0	0	0	0	0	0	0	L	17-31
09/27	at Chargers	P	0	0	0	0.0	0.0	0	0	0	0	0	0	0	0	0	0	0	0	0	0	0	0	0	W	21-16
10/04	Cardinals	P	1	1	0	0.0	0.0	0	0	0	0	0	0	0	0	0	0	0	0	0	0	0	0	0	W	31-21
10/11	at Falcons	P	0	0	0	0.0	0.0	0	0	0	0	0	0	0	0	0	0	1	0	1	0	0	0	0	W	23-16
10/18	Bears	P	1	0	1	0.0	0.0	0	0	0	0	0	0	0	0	0	0	0	0	0	0	0	0	0	L	16-23
10/25	at Saints	P	5	5	0	0.0	0.0	1	2	0	0	0	0	0	0	0	0	1	1	0	0	0	0	0	L	24-27
10/29	Falcons	P	2	1	1	0.0	0.0	0	0	0	0	0	0	0	0	0	0	0	0	0	0	0	0	0	L	17-25
11/08	at Chiefs	P	0	0	0	0.0	0.0	0	0	0	0	0	0	0	0	0	0	0	0	0	0	0	0	0	L	31-33
11/15	Buccaneers		INJURED RESERVE																						L	23-46
11/22	Lions		INJURED RESERVE																						W	20-0
11/29	at Vikings		INJURED RESERVE																						L	27-28
12/13	Broncos	P	0	0	0	0.0	0.0	0	0	0	0	0	0	0	0	0	0	0	0	0	0	0	0	0	L	27-32
12/19	at Packers	P	0	0	0	0.0	0.0	0	0	0	0	0	0	0	0	0	0	0	0	0	0	0	0	0	L	16-24
12/27	at Washington	S	3	1	2	0.0	0.0	0	0	0	0	0	0	0	0	0	0	0	0	0	0	0	0	0	W	20-13
2020 TOTALS			12-1	14	9	5	0.0	0.0	1	2	0	0	0	0	0	0	0	3	1	2	0	0	0	0	0	5-10



**IAN  
THOMAS**  
6'4" // 260

**INDIANA**  
BALTIMORE, MD.

**80**  
**TE**

EXPERIENCE (YEARS)

**NFL**

**PANTHERS**

**3**

**3**

BIRTHDATE

**6.6.96**

ACQUIRED

**D4A-18**

### FRANCHISE RANKINGS

- His 333 receiving yards in 2018 were the most by a rookie tight end in franchise history.

### PRO CAREER

- Saw action in all 16 games with three starts for the Panthers in 2019...Posted 16 catches for 139 yards and one touchdown.
- Played in all 16 games with six starts for Carolina in 2018...Tallied 36 receptions for 333 yards and two touchdowns.
- Totaled the most receiving yards by a rookie tight end in Panthers history.

### TRANSACTIONS

Drafted by the Carolina Panthers in the fourth round of the 2018 Draft (101st overall).

### COLLEGE & PERSONAL

Played two seasons for Indiana after transferring from Nassau Community College (Garden City, N.Y.)...In 2017, was All-Big Ten Honorable Mention...Finished second among Big Ten tight ends with 15.0 yards per reception (4th nationally)...tied for third among tight ends in the conference with five receiving touchdowns (T-12th nationally)...Averaged 37.6 receiving yards per game...His touchdowns and yardage rank seventh all-time on Indiana's single-season tight ends list. Went to Digital Harbor High School in Baltimore, Md...Also played basketball and ran track.

### REGULAR SEASON COMPARISON: RECEIVING - NEW ORLEANS SAINTS

DATE	OPP	W/L	GP/GS	REC	YDS.	AVG.	TD	LG	TGTS	YAC
12/17/18	CAR vs. NO	L	S	2	14	7.0	0	8	4	11
12/30/18	CAR @ NO	W	S	5	61	12.2	1	31	7	39
11/24/19	CAR @ NO	L	P	1	4	4.0	0	4	2	1
12/29/19	CAR vs. NO	L	P	1	12	12.0	0	12	5	10
10/25/20	CAR @ NO	L	P	1	11	11.0	0	11	1	5
TOTALS		1/4	5/2	10	102	10.2	1	31	19	66

### IAN THOMAS' NFL REGULAR SEASON RUSHING/RECEIVING STATISTICS

		RECEIVING							RUSHING					
DATE	TEAM	GP	GS	NO.	YDS.	AVG.	LG	TD	NO.	YDS.	AVG.	LG	TD	
2018	Panthers	16	6	36	333	9.3	31	2	0	0	0.0	0	0	
2019	Panthers	16	3	16	136	8.5	19	1	0	0	0.0	0	0	
2020	Panthers	15	7	19	146	7.7	21	1	0	0	0.0	0	0	
NFL TOTALS		47	16	71	615	8.7	31	4	0	0	0.0	0	0	

### SINGLE-GAME HIGHS: RUSHING/RECEIVING

**Receptions** 9 at Cleveland Browns, Dec 09, 2018  
**Receiving Yards** 77 at Cleveland Browns, Dec 09, 2018  
**Longest Receptions** 31 at New Orleans Saints, Dec 30, 2018  
**Receiving TDs** 1 vs. Arizona Cardinals, Oct 04, 2020  
...3 more at 1.

**All-purpose yards**  
**Special Teams Tackles**  
**Most TDs**

77 at Cleveland Browns, Dec 09, 2018  
1 vs. Dallas Cowboys, Sep 09, 2018  
1 vs. Arizona Cardinals, Oct 04, 2020  
...3 more at 1.

2020 GAME-BY-GAME REGULAR SEASON STATISTICS (PANTHERS)

DATE	OPPONENT	P/S	RECEIVING					RUSHING					W/L	SCORE
			NO.	YDS.	AVG.	LG	TD	NO.	YDS.	AVG.	LG	TD		
09/13	Raiders	P	2	16	8.0	11	0	0	0	0.0	0	0	L	30-34
09/20	at Buccaneers	S	0	0	0.0	0	0	0	0	0.0	0	0	L	17-31
09/27	at Chargers	S	1	9	9.0	9	0	0	0	0.0	0	0	W	21-16
10/04	Cardinals	S	2	5	2.5	3	1	0	0	0.0	0	0	W	31-21
10/11	at Falcons	S	0	0	0.0	0	0	0	0	0.0	0	0	W	23-16
10/18	Bears	P	1	9	9.0	9	0	0	0	0.0	0	0	L	16-23
10/25	at Saints	P	1	11	11.0	11	0	0	0	0.0	0	0	L	24-27
10/29	Falcons	S	3	28	9.3	21	0	0	0	0.0	0	0	L	17-25
11/08	at Chiefs	P	1	8	8.0	8	0	0	0	0.0	0	0	L	31-33
11/15	Buccaneers	S	1	7	7.0	7	0	0	0	0.0	0	0	L	23-46
11/22	Lions	S	0	0	0.0	0	0	0	0	0.0	0	0	W	20-0
11/29	at Vikings	P	1	4	4.0	4	0	0	0	0.0	0	0	L	27-28
12/13	Broncos	P	3	20	6.7	8	0	0	0	0.0	0	0	L	27-32
12/19	at Packers	P	3	29	9.7	15	0	0	0	0.0	0	0	L	16-24
12/27	at Washington	P	0	0	0.0	0	0	0	0	0.0	0	0	W	20-13
2020 TOTALS		15-7	19	146	7.7	21	1	0	0	0.0	0	0	5-10	



STANTLEY  
THOMAS-OLIVER

6'0" // 190

FLORIDA INTERNATIONAL  
PUNTA GORDA, FLA.

23

CB

EXPERIENCE (YEARS)

NFL

PANTHERS

R

R

BIRTHDATE

6.4.98

ACQUIRED

07-20

### TRANSACTIONS

Selected in the seventh round (221st overall) of the NFL Draft by Carolina (4/25/20).

### COLLEGE & PERSONAL

Spent four years at Florida International University, playing as a wide receiver during his first two seasons before transitioning to cornerback...Totaled 94 career tackles, two interceptions, seven tackles for loss and 2.0 sacks...Started all 13 games at cornerback...Earned 54 tackles on the year, ranking sixth on the team...Broke up eight passes on the year, which ranked first on the team...2019 All-Conference USA Second Team for Defense...As a junior in 2018, appeared in 13 games at cornerback with 11-straight starts to end the season...Logged one interception and a team-high 10 pass breakups, also recording a total of 40 total tackles...2018 All-Conference USA Honorable Mention as Cornerback...Appeared in six games for the Panthers as a wide receiver in 2017...Earned one catch for four yards...In 2016 named to the Conference USA All-Freshman Team...Started in all 12 games for the Panthers...Grabbed 35 passes for 485 yards and one touchdown...Attended Charlotte High School in Punta Gorda, Florida...Had 59 catches for 1,105 yards and eight touchdowns as a senior...Spent junior and sophomore seasons at North Port High School...Played on the basketball team that reached the final four and ran the 100- and 200-meter races for the track and field team as a junior.

### COLLEGE DEFENSIVE STATISTICS

			TACKLES				INTERCEPTIONS					FUMBLES		
DATE	TEAM	GP	TK	S	A	SK	NO	YDS	LG	TD	PD	FF	FR	YDS
2017	Florida International	1	0	0	0	0	0	0	-	0	0	0	0	0
2018	Florida International	13	40	23	17	0	1	0	0	0	10	0	0	0
2019	Florida International	13	54	42	12	2	2	23	23	0	8	1	0	0
COLLEGE TOTALS		27	94	65	29	2	3	23	23	0	18	1	0	0

[end]

### STANTLEY THOMAS-OLIVER'S NFL REGULAR SEASON DEFENSIVE STATISTICS

		TACKLES										INTERCEPTIONS					O. FUMB			ST			MISC			
DATE	TEAM	GP	GS	TK	S	A	TFL	YDS	SK	YDS	QBH	NO	YDS	LG	TD	PD	FF	FR	YDS	TK	S	A	FF	FR	S	A
2020	Panthers	9	0	4	3	1	0	0	0.0	0.0	0	0	0	0	0	0	0	0	0	0	0	0	0	0	0	0
NFL TOTALS		9	0	4	3	1	0	0	0.0	0.0	0	0	0	0	0	0	0	0	0	0	0	0	0	0	0	0


### SINGLE-GAME HIGHS: DEFENSIVE

Total Tackles

2 at Minnesota Vikings, Nov 29, 2020

### 2020 GAME-BY-GAME REGULAR SEASON STATISTICS (PANTHERS)

[illegible]



COLIN THOMPSON

6'4" // 255

TEMPLE DOYLESTOWN, PA.

86

TE

EXPERIENCE (YEARS)		BIRTHDATE	ACQUIRED
NFL	PANTHERS	12.15.93	FA-20
1	1		

### PRO CAREER

- Spent the 2020 spring with the XFL's Tampa Bay Vipers...Recorded one catch for 13 yards before the league shut down following Week 5.
- Spent the 2018 preseason with the Bears before being waived.
- Signed by the Giants as an undrafted free agent in 2017, but was waived during preseason camp...Signed to the Bears practice squad later that year.

### TRANSACTIONS

Signed as undrafted free agent with the New York Giants (5/12/17)...Waived by the Giants (8/14/17)...Signed with Chicago practice squad (11/7/17)...Terminated from Chicago practice squad (12/2/17)...Signed to Chicago practice squad (12/6/17)...Signed a reserve future contract with Chicago (1/1/18)...Waived by Chicago (9/1/18)...Signed with the Panthers as a free agent (4/27/20).

### COLLEGE & PERSONAL

Spent his first two seasons at Florida before transferring to Temple to finish out his final three years...Totaled 19 receptions for 208 yards and a touchdown in three years at Temple...Earned All-AAC honorable mention as a senior in 2016...Recorded three catches for 43 yards and one touchdown on the year...Started 10 of 14 games at tight end as a redshirt junior in 2015...A steady blocker all season, he became more of a weapon in the passing game as the season progressed...Made Temple debut in 2014...Played in three games at Florida in 2013 before being sidelined by an injury...Redshirted in 2012. Attended Archbishop Wood High School in Philadelphia, Pennsylvania...Rated as the #2 tight end in the nation by ESPN.com and Scout.com...Earned degree in communication studies.

### SINGLE-GAME HIGHS: RUSHING/RECEIVING

**Receptions** 1 vs. Tampa Bay Buccaneers, Nov 15, 2020  
**Receiving Yards** 7 vs. Tampa Bay Buccaneers, Nov 15, 2020  
**Longest Receptions** 71 vs. Tampa Bay Buccaneers, Nov 15, 2020

**Receiving TDs** 1 vs. Tampa Bay Buccaneers, Nov 15, 2020  
**All-purpose yards** 7 vs. Tampa Bay Buccaneers, Nov 15, 2020  
**Most TDs** 1 vs. Tampa Bay Buccaneers, Nov 15, 2020

### 2020 GAME-BY-GAME REGULAR SEASON STATISTICS (PANTHERS)

DATE	OPPONENT	P/S	RECEIVING					RUSHING					W/L	SCORE
			NO.	YDS.	AVG.	LG	TD	NO.	YDS.	AVG.	LG	TD		
09/13	Raiders							GAME INACTIVE					L	30-34
09/20	at Buccaneers	P	0	0	0.0	0	0	0	0	0.0	0	0	L	17-31
09/27	at Chargers	P	0	0	0.0	0	0	0	0	0.0	0	0	W	21-16
10/04	Cardinals	P	0	0	0.0	0	0	0	0	0.0	0	0	W	31-21
10/11	at Falcons	P	0	0	0.0	0	0	0	0	0.0	0	0	W	23-16
10/18	Bears	P	0	0	0.0	0	0	0	0	0.0	0	0	L	16-23
10/25	at Saints	S	0	0	0.0	0	0	0	0	0.0	0	0	L	24-27
10/29	Falcons	P	0	0	0.0	0	0	0	0	0.0	0	0	L	17-25
11/08	at Chiefs	P	0	0	0.0	0	0	0	0	0.0	0	0	L	31-33
11/15	Buccaneers	P	1	7	7.0	7t	1	0	0	0.0	0	0	L	23-46
11/22	Lions	P	0	0	0.0	0	0	0	0	0.0	0	0	W	20-0
11/29	at Vikings	S	0	0	0.0	0	0	0	0	0.0	0	0	L	27-28
12/13	Broncos	P	0	0	0.0	0	0	0	0	0.0	0	0	L	27-32
12/19	at Packers	S	0	0	0.0	0	0	0	0	0.0	0	0	L	16-24
12/27	at Washington	S	0	0	0.0	0	0	0	0	0.0	0	0	W	20-13
2020 TOTALS		14-4	1	7	7.0	7t	1	0	0	0.0	0	0	5-10	

**WASHINGTON**  
**SACRAMENTO, CALIF.**

**54**  
**LB**

EXPERIENCE (YEARS)		BIRTHDATE	ACQUIRED
NFL	PANTHERS	4.21.94	D1-15
6	6		

## PRO CAREER

- Started 14 games for Carolina in 2019, tallying a career-best 109 tackles, three sacks and 11 tackles for loss.
- Played in 14 games with 11 starts for Carolina in 2018...Tallied 79 tackles, three sacks, nine quarterback pressures, one forced fumble and one pass defensed.
- Recorded a career-high 13 tackles against Baltimore in Week 8 (10/28/18).
- Played in 14 games with a career-high 14 starts in 2017...Tallied 75 total tackles, six quarterback pressures, and two sacks.
- Played in 14 games with 12 starts in 2016...Recorded 70 tackles, four quarterback pressures, one interception and two fumble recoveries, including one returned for a touchdown.
- Scored first-career touchdown vs. San Francisco (9/18/16), returning a Carlos Hyde fumble nine yards to the end zone.
- Played in 14 games with 10 starts for Carolina as a rookie in 2015...Started all three postseason contests, including Super Bowl 50 vs. Denver (2/7/16). Posted 61 tackles, one sack, two quarterback pressures and four passes defensed in rookie season.

## TRANSACTIONS

Selected in the first round (25th overall) of the NFL Draft by Carolina (4/30/15)...Placed on injured reserve (shoulder) (12/20/18)...Placed on reserve/COVID-19 list (12/8/20)...Removed from reserve/COVID-19 list and placed on the active roster (12/11/20).

**COLLEGE & PERSONAL**

Three-year starter and three-time All-Pac 12 honoree at Washington...Entered NFL following junior season...Played in 40 games with 38 starts...Produced 233 tackles, 15 tackles for loss, 3.5 sacks, three forced fumbles, five fumble recoveries, five interceptions and 16 passes defended...Earned the Paul Hornung Award in 2014, given to the nation's most versatile player...First-team All-Pac 12 selection at both linebacker and all-purpose/special teams...Made 10 starts at linebacker and three at running back...Scored six touchdowns – four on defense and two on offense...Became the first player in school history to have two defensive touchdowns in the same game when he scored on a 36-yard interception return and 52-yard fumble return versus Illinois...Attended Grant Union HS in Sacramento, Calif...Majored in American ethics at Washington...Drafted by the Boston Red Sox in the 18th round of the 2012 MLB Draft and played one season of rookie-level ball in the Gulf Coast League.

### REGULAR SEASON COMPARISON: DEFENSIVE - NEW ORLEANS SAINTS

TACKLES													MISC		
DATE	OPP	W/L	GP/GS	TOT	SOLO	ASST	SACK	YDS.	INT	TFL	PD	QBH	TD	FF	FR
9/27/15	CAR vs. NO	W	S	7	3	4	1.0	0	0	0	0	1	0	0	0
12/6/15	CAR @ NO	W	P	2	2	0	0.0	0	0	0	0	0	0	0	0
10/16/16	CAR @ NO	L	S	8	6	2	0.0	0	0	0	1	0	0	0	0
11/17/16	CAR vs. NO	W	S	3	1	2	0.0	0	0	0	0	0	0	0	0
9/24/17	CAR vs. NO	L	S	7	5	2	0.0	0	0	0	0	0	0	0	0
12/3/17	CAR @ NO	L	S	4	2	2	0.0	0	0	1	0	0	0	0	0
12/17/18	CAR vs. NO	L	S	7	2	5	0.5	4	0	0	0	1	0	0	0
11/24/19	CAR @ NO	L	S	7	5	2	0.0	0	0	0	0	0	0	0	0
10/25/20	CAR @ NO	L	S	13	7	6	0.0	0	0	0	0	0	0	0	0
TOTALS		3/6	9/8	58	33	25	1.5	4	0	1	1	2	0	0	

### POSTSEASON COMPARISON: DEFENSIVE - NEW ORLEANS SAINTS

TACKLES													MISC		
DATE	OPP	W/L	GP/GS	TOT	SOLO	ASST	SACK	YDS.	INT	TFL	PD	QBH	TD	FF	FR
1/17/18	CAR @ NO	L	S	8	6	2	0.0	0	0	0	0	0	0	0	0
TOTALS		0/1	1/1	8	6	2	0.0	0	0	0	0	0	0	0	0

DATE	TEAM	TACKLES										INTERCEPTIONS				O. FUMB			ST					
		GP	GS	TK	S	A	TFL	YDS	SK	YDS	QBH	NO	YDS	LG	TD	PD	FF	FR	YDS	TK	S	A	FF	FR
2015	Panthers	14	10	48	30	18	3	5	1.0	0.0	2	0	0	0	0	2	0	0	0	2	2	0	0	0
2016	Panthers	14	12	55	39	16	4	12	0.0	0.0	2	1	12	12	0	5	0	2	9	1	0	1	0	0
2017	Panthers	14	14	57	37	20	6	31	2.0	15.0	6	0	0	0	1	0	0	0	4	4	0	1	0	0
2018	Panthers	14	11	76	47	29	4	21	3.5	23.0	6	0	0	0	0	1	1	0	0	4	4	0	0	0
2019	Panthers	14	14	109	75	34	11	38	3.0	18.0	4	0	0	0	0	3	0	0	0	0	0	0	0	0
2020	Panthers	15	14	106	62	44	6	20	0.0	0.0	2	0	0	0	0	5	2	1	0	0	0	0	0	0
NFL TOTALS		85	75	451	290	161	34	127	9.5	56.0	22	1	12	12	0	17	3	3	9	11	10	1	1	0

[illegible]

<b>Total Tackles</b>	13 at New Orleans Saints, Oct 25, 2020 ...2 more at 13.
<b>Sacks</b>	1 vs. Tennessee Titans, Nov 03, 2019 ...8 more at 1.0.
<b>Passes Defensed</b>	2 at Los Angeles Chargers, Sep 27, 2020
<b>Forced Fumbles</b>	1 vs. Tampa Bay Buccaneers, Nov 15, 2020 ...2 more at 1.
<b>Fumble Recoveries</b>	1 at Los Angeles Chargers, Sep 27, 2020 ...2 more at 1.

<b>Tackles For Loss</b>	3 vs. Tennessee Titans, Nov 03, 2019
<b>Interceptions</b>	1 vs. San Diego Chargers, Dec 11, 2016
<b>Interception Return Yards</b>	12 vs. San Diego Chargers, Dec 11, 2016
<b>Special Teams Tackles</b>	2 at New York Jets, Nov 26, 2017
<b>Special Teams Forced Fumbles</b>	1 vs. Atlanta Falcons, Nov 05, 2017

**Total Tackles** 8 at New Orleans Saints, Jan 07, 2018

**Tackles For Loss** 1 at Denver Broncos, Feb 07, 2016

DATE	OPPONENT	P/S	TACKLES								INTERCEPTIONS				O. FUMB			ST			MISC			SCORE		
			TK	S	A	SK	YDS	TFL	YDS	QBH	NO	YDS	LG	TD	PD	FF	FR	YDS	TK	S	A	FF	FR		S	A
09/13	Raiders	S	12	5	7	0.0	0.0	0	0	0	0	0	0	0	0	0	0	0	0	0	0	0	0	0	L	30-34
09/20	at Buccaneers	S	3	1	2	0.0	0.0	0	0	0	0	0	0	0	0	0	0	0	0	0	0	0	0	0	L	17-31
09/27	at Chargers	S	13	8	5	0.0	0.0	0	0	0	0	0	0	2	1	1	0	0	0	0	0	0	0	0	W	21-16
10/04	Cardinals	S	5	3	2	0.0	0.0	2	8	0	0	0	0	0	0	0	0	0	0	0	0	0	0	0	W	31-21
10/11	at Falcons	S	10	3	7	0.0	0.0	0	0	0	0	0	0	0	0	0	0	0	0	0	0	0	0	0	W	23-16
10/18	Bears	S	6	4	2	0.0	0.0	0	0	0	0	0	0	0	0	0	0	0	0	0	0	0	0	0	L	16-23
10/25	at Saints	S	13	7	6	0.0	0.0	0	0	0	0	0	0	0	0	0	0	0	0	0	0	0	0	0	L	24-27
10/29	Falcons	S	6	3	3	0.0	0.0	0	0	0	0	0	0	0	1	0	0	0	0	0	0	0	0	0	L	17-25
11/08	at Chiefs	S	7	6	1	0.0	0.0	0	0	0	0	0	0	0	1	0	0	0	0	0	0	0	0	0	L	31-33
11/15	Buccaneers	S	7	5	2	0.0	0.0	2	4	1	0	0	0	0	0	1	0	0	0	0	0	0	0	0	L	23-46
11/22	Lions	S	4	3	1	0.0	0.0	0	0	0	0	0	0	0	1	0	0	0	0	0	0	0	0	0	W	20-0
11/29	at Vikings	S	3	2	1	0.0	0.0	0	0	0	0	0	0	0	0	0	0	0	0	0	0	0	0	0	L	27-28
12/13	Broncos	P	3	2	1	0.0	0.0	0	0	0	0	0	0	0	0	0	0	0	0	0	0	0	0	0	L	27-32
12/19	at Packers	S	5	4	1	0.0	0.0	1	2	0	0	0	0	0	0	0	0	0	0	0	0	0	0	0	L	16-24
12/27	at Washington	S	9	6	3	0.0	0.0	1	6	1	0	0	0	0	0	0	0	0	0	0	0	0	0	0	W	20-13
2020 TOTALS			15-14	106	62	44	0.0	0.0	6	20	2	0	0	0	0	5	2	1	0	0	0	0	0	0	5-10	





**PJ**  
**WALKER**  
**5'11" // 212**  
**TEMPLE**  
**ELIZABETH, N.J.**

**6**  
**QB**

EXPERIENCE (YEARS)

NFL

PANTHERS

1

1

BIRTHDATE

2.26.95

ACQUIRED

FA-20

PRO CAREER

- Started all five games for the XFL's Houston Roughnecks before the season was suspended...Led the league in passing touchdowns (15) and passing yards (1,338)...Helped Houston achieve a league-best 5-0 record...Earned the XFL's first-ever Star of the Week award after a Week 1 performance that saw him toss four touchdown passes and lead the Roughnecks to a 37-17 victory.
- Played with the Colts throughout the preseason in 2018...Was waived during final cuts...Spent the regular season on and off Indianapolis' practice squad.
- Signed with the Colts as an undrafted free agent out of Temple...Saw significant action during the preseason...Spent the entire regular season on the Colts practice squad.

TRANSACTIONS

Signed by the Colts as an undrafted free agent on 5/4/17...Signed a reserve/future contract with the Colts on 1/1/18...Waived during final cuts on 9/1/18...Signed to Indianapolis' practice squad on 9/2/18 and spent the season on and off the roster...Signed reserve future contract with Colts (1/14/19)...Waived by Colts (8/31/19)...Signed as a free agent with Carolina (3/25/20).

COLLEGE & PERSONAL

Four-year letter winner at Temple University under head coach Matt Rhule...Holds Temple's all-time records in nearly every passing category, including yards (10,668), touchdowns (74) and completions (830)...Led Temple to back-to-back 10-win seasons in 2015 and 2016 and back-to-back bowl appearances for the first time ever...Was awarded a single-digit jersey number during training camp as a senior, a tradition rewarding the toughest players on the team as voted on by the players...Took over as the starter midway through his freshman season...Earned an adult and organizational development degree...Attended Elizabeth High School in Elizabeth, New Jersey...2012 Newark-Star Ledger State Offensive Player of the Year...Helped team to the 2012 state title.


SINGLE-GAME HIGHS: QUARTERBACK

Pass Attempts 34 vs. Detroit Lions, Nov 22, 2020  
Pass Completions 24 vs. Detroit Lions, Nov 22, 2020  
Yards Passing 258 vs. Detroit Lions, Nov 22, 2020  
TD Passes 1 vs. Detroit Lions, Nov 22, 2020  
Long Passes 52 vs. Detroit Lions, Nov 22, 2020

Completion Percentage 70.6 vs. Detroit Lions, Nov 22, 2020  
Passer Rating 77.8 vs. Detroit Lions, Nov 22, 2020  
Rush Attempts 5 vs. Detroit Lions, Nov 22, 2020  
Longest Runs 2 vs. Detroit Lions, Nov 22, 2020

2020 GAME-BY-GAME REGULAR SEASON STATISTICS (PANTHERS)

DATE	OPPONENT	P/S	PASSING										RUSHING					SCORE	
			ATT	CMP	YDS	PCT	Y/A	Y/C	TD	INT	LG	SK/YD	RATE	ATT	YDS	LG	TD		W/L
09/13	Raiders																	L	30-34
09/20	at Buccaneers																	L	17-31
09/27	at Chargers																	W	21-16
10/04	Cardinals																	W	31-21
10/11	at Falcons																	W	23-16
10/18	Bears																	L	16-23
10/25	at Saints																	L	24-27
10/29	Falcons	P	4	1	3	25.0	0.8	3.0	0	0	3	0/0	39.6	0	0	0	0	L	17-25
11/08	at Chiefs																	L	31-33
11/15	Buccaneers	P	4	2	12	50.0	3.0	6.0	0	0	17	1/16	56.2	0	0	0	0	L	23-46
11/22	Lions	S	34	24	258	70.6	7.6	10.8	1	2	52	1/0	77.8	5	-2	2	0	W	20-0
11/29	at Vikings																	L	27-28
12/13	Broncos																	L	27-32
12/19	at Packers																	L	16-24
12/27	at Washington																	W	20-13
2020 TOTALS		3-1	42	27	273	64.3	6.5	10.1	1	2	52	2/16	70.8	5	-2	2	0	5-10	



# TAHIR WHITEHEAD

6'1" // 240

TEMPLE  
NEWARK, NJ

## 52

## LB

EXPERIENCE (YEARS)		BIRTHDATE	ACQUIRED
NFL	PANTHERS	4.2.90	FA-20
9	1		

### PRO CAREER

- Started all 16 games for the Raiders in 2019...Finished the year with a team-high 108 tackles...Fourth consecutive season crossing the 100-tackle mark...Also added one pass defended, one quarterback hit and six tackles for loss.
- Started all 16 contests in his first year with the Raiders in 2018...His 126 tackles led the team and ranked ninth in the NFL...Totaled 100-plus tackles for the third consecutive season...Added his fifth career interception, five passes defended and one forced fumble.
- Started all 16 games for the first time in his career during the 2017 season with Detroit...Led the team with 110 stops and added one sack, one interception, two passes defended and four fumble recoveries...With his second consecutive campaign of at least 100 tackles, became just the eighth Lions defender since 1995 to record 100-plus tackles in multiple seasons...Became the first Lions player since 1995 to record four fumble recoveries in a single season.
- Started all 15 games played in 2016 with Detroit...Tallied a team-best and career-high 132 tackles on the season...Became the seventh Lions defender (11th occurrence overall) to record 130-plus tackles in a single season...His 132 stops ranked ninth-most in the NFL...Added five passes defended and three tackles for loss.
- Played in all 16 games with the Lions in 2015, including eight starts...Posted 47 tackles, a career-high two sacks, one interception, six passes defended and one fumble recovery.
- Saw action in all 16 games with Detroit in 2014, making 15 starts at linebacker...Earned his first significant playing time on defense...Finished second on the team in tackles and recorded his first two INTs...Posted 77 tackles, two interceptions and five passes defended...Made his first career start vs the Giants on 9/8/14.
- Played in all 16 contests for the first time in his career in 2013 with the Lions...Was a large contributor on the special teams unit...Finished tied for third on the unit with nine special teams tackles and added one forced fumble.
- Appeared in 14 contests during his rookie campaign with Detroit in 2012...Saw action primarily on special teams...Finished tied for third on the team with 10 tackles on the special teams unit and also recorded one forced fumble...Appeared in his first career game on 9/16 at San Francisco, where he recorded one special teams tackle and one forced fumble that led to a Lions field goal.

### TRANSACTIONS

Selected by Detroit Lions in the fifth round (138th overall) of the NFL Draft on 4/28/12...Re-signed by Lions as an unrestricted free agent on 3/11/16...Signed by the Oakland Raiders as an unrestricted free agent on 3/16/18...Signed by the Carolina Panthers as a free agent (3/23/20).

### COLLEGE & PERSONAL

Played in 50 games at Temple over four seasons (2008-11), making 20 starts for the school on defense...Totaled 163 tackles, seven sacks, one interception, five passes defended, seven forced fumbles and three fumble recoveries...Started 12-of-13 games in 2011 as a senior...Was named to the Butkus Award Watch List and received the Mark Bresani Award for spirit and enthusiasm...Also named second-team All-MAC by Phil Steele after leading the Owls with four forced fumbles, three fumble recoveries and tying for the team lead with 13.5 tackles for loss...Named the Defensive Most Valuable Player of the 2011 Gildan New Mexico Bowl...In 2010, played in all 12 games and made eight starts at outside linebacker after switching from defensive back...Ranked sixth on the team with 56 stops, including two sacks, while also adding one INT, two passes defended and two forced fumbles...Majored in criminal justice...Attended West Side High School in Newark, NJ.

### REGULAR SEASON COMPARISON: DEFENSIVE - NEW ORLEANS SAINTS

DATE	OPP	TACKLES										MISC			
		W/L	GP/GS	TOT	SOLO	ASST	SACK	YDS.	INT	TFL	PD	QBH	TD	FF	FR
10/19/14 DET vs. NO		W	S	5	4	1	0.0	0	0	0	1	0	0	0	0
12/21/15 DET @ NO		W	S	7	4	3	0.0	0	0	0	1	0	0	0	0
10/15/17 DET @ NO		L	S	6	4	2	0.0	0	0	0	0	0	0	0	0
10/25/20 CAR @ NO		L	S	5	5	0	0.0	0	0	0	0	0	0	0	0
TOTALS		2/2	4/4	23	17	6	0.0	0	0	0	2	0	0	0	0

TAHIR WHITEHEAD'S NFL REGULAR SEASON DEFENSIVE STATISTICS

		TACKLES										INTERCEPTIONS				O. FUMB			ST					
DATE	TEAM	GP	GS	TK	S	A	TFL	YDS	SK	YDS	QBH	NO	YDS	LG	TD	PD	FF	FR	YDS	TK	S	A	FF	FR
2012	Lions	14	0	0	0	0	0	0	0.0	0.0	0	0	0	0	0	0	0	0	0	11	8	3	1	0
2013	Lions	16	0	0	0	0	0	0	0.0	0.0	0	0	0	0	0	0	0	0	0	9	7	2	1	0
2014	Lions	16	15	77	55	22	4	6	0.0	0.0	2	2	2	2	0	5	0	0	0	9	8	1	0	0
2015	Lions	16	8	47	36	11	7	26	2.0	10.0	4	1	26	26	0	6	0	1	0	4	4	0	0	0
2016	Lions	15	15	132	99	33	3	5	0.0	0.0	0	0	0	0	0	5	0	0	0	0	0	0	0	0
2017	Lions	16	16	110	78	32	9	20	1.0	2.0	4	1	18	18	0	2	0	4	9	0	0	0	0	0
2018	Raiders	16	16	126	89	37	9	18	0.0	0.0	1	1	0	0	0	5	1	0	0	0	0	0	0	0
2019	Raiders	16	16	108	79	29	6	11	0.0	0.0	1	0	0	0	0	1	0	0	0	0	0	0	0	0
2020	Panthers	13	10	51	27	24	0	0	0.0	0.0	1	1	0	0	0	1	0	1	20	0	0	0	0	0
NFL TOTALS		138	96	651	463	188	38	86	3.0	12.0	13	6	46	26	0	25	1	6	29	33	27	6	2	0

TAHIR WHITEHEAD'S NFL POSTSEASON DEFENSIVE STATISTICS

DATE	TEAM	GP	GS	TACKLES								INTERCEPTIONS					O. FUMB			ST			
				TK	S	A	TFL	YDS	SK	YDS	QBH	NO	YDS	LG	TD	PD	FF	FR	YDS	TK	S	A	FF
2014	Lions	1	1	6	6	0	1	8	1.0	8.0	1	0	0	0	0	0	0	0	0	0	0	0	
2016	Lions	1	1	14	3	11	0	0	0.0	0.0	0	0	0	0	0	0	0	0	0	0	0	0	
NFL TOTALS		2	2	20	9	11	1	8	1.0	8.0	1	0	0	0	0	0	0	0	0	0	0	0	

SINGLE-GAME HIGHS: DEFENSIVE

**Total Tackles** 15 at Baltimore Ravens, Nov 25, 2018  
1.0 at Green Bay Packers, Nov 06, 2017  
...2 more at 1.0.  
**Passes Defensed** 2 vs. Pittsburgh Steelers, Dec 09, 2018  
...4 more at 2.  
**Forced Fumbles** 1 vs. Kansas City Chiefs, Dec 02, 2018  
**Fumble Recoveries** 2 at Minnesota Vikings, Oct 01, 2017

SINGLE-GAME HIGHS - POSTSEASON: DEFENSIVE

**Total Tackles** 14 at Seattle Seahawks, Jan 07, 2017  
6 at Dallas Cowboys, Jan 04, 2015  
**Sacks** 1.0 at Dallas Cowboys, Jan 04, 2015

**Tackles For Loss** 4 at San Francisco 49ers, Nov 01, 2018  
**Interceptions** 2 at Minnesota Vikings, Oct 12, 2014  
**Interception Return Yards** 26 at Chicago Bears, Jan 03, 2016  
**Special Teams Tackles** 2 at Kansas City Chiefs, Nov 01, 2015  
...6 more at 2.  
**Special Teams Forced Fumbles** 1 vs. Chicago Bears, Sep 29, 2013  
...1 more at 1.

**Tackles For Loss** 1 at Dallas Cowboys, Jan 04, 2015

2020 GAME-BY-GAME REGULAR SEASON STATISTICS (PANTHERS)

DATE	OPPONENT	P/S	TACKLES							INTERCEPTIONS				O. FUMB			ST				MISC			SCORE	
			TK	S	A	SK	YDS	TFL	YDS	QBH	NO	YDS	LG	TD	PD	FF	FR	YDS	TK	S	A	FF	FR		S
09/13	Raiders	S	6	4	2	0.0	0.0	0	0	0	0	0	0	0	0	0	0	0	0	0	0	0	0	L	30-34
09/20	at Buccaneers	S	6	4	2	0.0	0.0	0	0	0	0	0	0	0	0	0	0	0	0	0	0	0	0	L	17-31
09/27	at Chargers	S	7	2	5	0.0	0.0	0	0	0	0	0	0	0	1	20	0	0	0	0	0	0	0	W	21-16
10/04	Cardinals	S	4	1	3	0.0	0.0	0	0	0	0	0	0	0	0	0	0	0	0	0	0	0	0	W	31-21
10/11	at Falcons	S	4	2	2	0.0	0.0	0	0	0	0	0	0	0	0	0	0	0	0	0	0	0	0	W	23-16
10/18	Bears	S	5	3	2	0.0	0.0	0	0	1	0	0	0	0	0	0	0	0	0	0	0	0	0	L	16-23
10/25	at Saints	S	5	5	0	0.0	0.0	0	0	0	0	0	0	0	0	0	0	0	0	0	0	0	0	L	24-27
10/29	Falcons	S	6	3	3	0.0	0.0	0	0	0	0	0	0	0	0	0	0	0	0	0	0	0	0	L	17-25
11/08	at Chiefs	P	1	1	0	0.0	0.0	0	0	0	0	0	0	0	0	0	0	0	0	0	0	0	0	L	31-33
11/15	Buccaneers	S	5	1	4	0.0	0.0	0	0	0	0	0	0	0	0	0	0	0	0	0	0	0	0	L	23-46
11/22	Lions		DID NOT PLAY (NON-INJURY)																			W	20-0		
11/29	at Vikings	P	1	0	1	0.0	0.0	0	0	0	0	0	0	0	0	0	0	0	0	0	0	0	0	L	27-28
12/13	Broncos	S	1	1	0	0.0	0.0	0	0	0	0	0	0	0	0	0	0	0	0	0	0	0	0	L	27-32
12/19	at Packers		DID NOT PLAY (NON-INJURY)																			L	16-24		
12/27	at Washington	P	0	0	0	0.0	0.0	0	0	0	1	0	0	0	1	0	0	0	0	0	0	0	0	W	20-13
2020 TOTALS			13-10	51	27	24	0.0	0.0	0	0	1	1	0	0	0	1	0	1	20	0	0	0	0	0	5-10



**BRANDON ZYLSTRA**  
 6'2" // 215  
*CONCORDIA*  
 SPICER, MINN.

**16**  
**WR**

EXPERIENCE (YEARS)

NFL

PANTHERS

**3**
**2**

BIRTHDATE

**3.25.93**

ACQUIRED

**WV-19 MIN**

### PRO CAREER

- Saw action in eight games for Carolina in 2019, making eight catches for 106 yards, including a 96-yard day in the season finale against New Orleans (12/29).
- Played in all 16 games for Minnesota in 2018, tallying one reception for 23 yards, four punt returns for 26 yards and kick return for 15 yards.
- Played two seasons with Edmonton Eskimos of CFL, earning league Rookie of the Year honors in 2016

### TRANSACTIONS

Signed a reserve future contract with Minnesota (1/3/18)...Waived by Minnesota (8/31/19)...Claimed off waivers by Carolina (9/1/19).

### COLLEGE & PERSONAL

Played at Division III Concordia (Minn.) where he had 1,932 receiving yards and 18 touchdowns...Also competed in track & field where he broke the school record with a high jump of 6'10.75"...Went to New London-Spicer HS in New London, Minn.

### REGULAR SEASON COMPARISON: RECEIVING - NEW ORLEANS SAINTS

DATE	OPP	W/L	GP/GS	REC	YDS.	AVG.	TD	LG	TGTS	YAC
12/29/19	CAR vs. NO	L	P	6	96	16.0	0	40	8	9
10/25/20	CAR @ NO	L	P	1	4	4.0	0	4	1	5
TOTALS		0/2	2/0	7	100	14.3	0	40	9	14

### BRANDON ZYLSTRA'S NFL REGULAR SEASON RUSHING/RECEIVING STATISTICS

DATE	TEAM	GP	GS	RECEIVING					RUSHING				
				NO.	YDS.	AVG.	LG	TD	NO.	YDS.	AVG.	LG	TD
2018	Vikings	16	0	1	23	23.0	23	0	0	0	0.0	0	0
2019	Panthers	8	0	8	106	13.3	40	0	0	0	0.0	0	0
2020	Panthers	15	2	3	35	11.7	28	0	1	1	1.0	1	0
NFL TOTALS		39	2	12	164	13.7	40	0	1	1	1.0	1	0

### BRANDON ZYLSTRA'S NFL REGULAR SEASON RETURN STATISTICS

DATE	TEAM	RET.	KICKOFF RETURNS					PUNT RETURNS				
			YDS.	AVG.	LG	TD	NO.	FC	YDS.	AVG.	LG	TD
2018	Vikings	1	15	15.0	15	0	4	4	26	6.5	9	0
2019	Panthers	1	26	26.0	26	0	1	1	0	0.0	0	0
2020	Panthers	1	6	6.0	6	0	0	0	0	0.0	0	0
NFL TOTALS		3	47	15.7	26	0	5	5	26	5.2	9	0

SINGLE-GAME HIGHS: RUSHING/RECEIVING

Rush Attempts 1 at Green Bay Packers, Dec 19, 2020  
Rushing Yards 1 at Green Bay Packers, Dec 19, 2020  
Longest Runs 1 at Green Bay Packers, Dec 19, 2020  
Receptions 6 vs. New Orleans Saints, Dec 29, 2019  
Receiving Yards 96 vs. New Orleans Saints, Dec 29, 2019  
Longest Receptions 40 vs. New Orleans Saints, Dec 29, 2019  
All-purpose yards 96 vs. New Orleans Saints, Dec 29, 2019  
Kickoff Returns 1 at New Orleans Saints, Oct 25, 2020  
...2 more at 1.

Kickoff Return Yards 26 at San Francisco 49ers, Oct 27, 2019  
Longest Kickoff Return 26 at San Francisco 49ers, Oct 27, 2019  
Fair Catches 3 vs. Chicago Bears, Dec 30, 2018  
Punt Return Yards 9 at Philadelphia Eagles, Oct 07, 2018  
Longest Punt Return 9 at Philadelphia Eagles, Oct 07, 2018  
Punt Returns 1 at San Francisco 49ers, Oct 27, 2019  
...4 more at 1.  
Special Teams Tackles 1 at New York Jets, Oct 21, 2018  
Most TDs 1 at Washington, Dec 27, 2020

2020 GAME-BY-GAME REGULAR SEASON STATISTICS (PANTHERS)

DATE	OPPONENT	P/S	RECEIVING					RUSHING					W/L	SCORE	
			NO.	YDS.	AVG.	LG	TD	NO.	YDS.	AVG.	LG	TD			
09/13	Raiders	P	0	0	0.0	0	0	0	0	0	0.0	0	0	L	30-34
09/20	at Buccaneers	P	0	0	0.0	0	0	0	0	0	0.0	0	0	L	17-31
09/27	at Chargers	P	0	0	0.0	0	0	0	0	0	0.0	0	0	W	21-16
10/04	Cardinals	P	0	0	0.0	0	0	0	0	0	0.0	0	0	W	31-21
10/11	at Falcons	P	0	0	0.0	0	0	0	0	0	0.0	0	0	W	23-16
10/18	Bears	P	0	0	0.0	0	0	0	0	0	0.0	0	0	L	16-23
10/25	at Saints	P	1	4	4.0	4	0	0	0	0	0.0	0	0	L	24-27
10/29	Falcons	P	0	0	0.0	0	0	0	0	0	0.0	0	0	L	17-25
11/08	at Chiefs	P	1	28	28.0	28	0	0	0	0.0	0	0	0	L	31-33
11/15	Buccaneers	P	0	0	0.0	0	0	0	0	0	0.0	0	0	L	23-46
11/22	Lions	P	0	0	0.0	0	0	0	0	0	0.0	0	0	W	20-0
11/29	at Vikings	P	0	0	0.0	0	0	0	0	0	0.0	0	0	L	27-28
12/13	Broncos	S	1	3	3.0	3	0	0	0	0.0	0	0	0	L	27-32
12/19	at Packers	S	0	0	0.0	0	0	1	1	1.0	1	0	L	16-24	
12/27	at Washington	P	0	0	0.0	0	0	0	0	0.0	0	0	W	20-13	
2020 TOTALS		15-2	3	35	11.7	28	0	1	1	1.0	1	0	5-10		

**CAROLINA  
PANTHERS**