



Los Angeles Rams vs. New Orleans Saints
Sunday, Nov. 20, 2022
10:00 a.m. PT
Caesars Superdome
New Orleans, LA.





RAMS TRAVEL TO FACE NEW ORLEANS SAINTS FOR 2018 NFC CHAMPIONSHIP REMATCH



2022 Los Angeles Rams Schedule

Preseason			
Aug. 13	at Los Angeles Chargers	7:00 p.m.	W, 29-22
Aug. 19	Houston Texans	7:00 p.m.	L, 24-20
Aug. 27	at Cincinnati Bengals	3:00 p.m.	L, 16-7
Regular Season			
Sept. 8	Buffalo Bills	5:20 p.m. (TNF)	L, 31-10
Sept. 18	Atlanta Falcons	1:05 p.m.	W, 31-27
Sept. 25	at Arizona Cardinals	1:25 p.m.	W, 20-12
Oct. 3	at San Francisco 49ers	5:15 p.m. (MNF)	L, 24-9
Oct. 9	Dallas Cowboys	1:25 p.m.	L, 22-10
Oct. 16	Carolina Panthers	1:05 p.m.	W, 24-10
Week 7	BYE WEEK		
Oct. 30	San Francisco 49ers	1:25 p.m.	L, 31-14
Nov. 6	at Tampa Bay Buccaneers	1:25 p.m.	L, 16-13
Nov. 13	Arizona Cardinals	1:25 p.m.	L, 27-17
Nov. 20	at New Orleans Saints	10:00 a.m.	FOX
Nov. 27	at Kansas City Chiefs	1:25 p.m.	FOX
Dec. 4	Seattle Seahawks	1:05 p.m.	CBS
Dec. 8	Las Vegas Raiders	5:15 p.m. (TNF)/Prime Video	
Dec. 19	at Green Bay Packers	5:15 p.m.	ESPN/ABC
Dec. 25	Denver Broncos	1:30 p.m.	CBS
Jan. 1	at Los Angeles Chargers	5:20 p.m. (SNF)	NBC
Jan. 8	at Seattle Seahawks	TBD	TBD

For information on tickets, please visit:
www.therams.com/tickets

Rams Face Saints in NFC Battle

Thousand Oaks, Calif. - The Los Angeles Rams will travel to New Orleans and face the Saints at the Caesars Superdome on Sunday, November 20.

Last Sunday against the Cardinals, QB John Wolford made his first start of the season, completing 24 of 36 passes for 212 yards and one touchdown. On the first drive of the game, Wolford completed four passes on five attempts for 29 yards, executing the second-longest scoring drive of the season for the Rams (8:44). RB Cam Akers led the team in rushing with 29 yards. This is the third time this season Akers has led the Rams in rushing. TE Tyler Higbee finished with eight catches for 73 yards, which tied a season-high in yards. This was the first game this season he was the Rams leading receiver in yards and receptions.

In the first quarter, the defense allowed only three rushing yards and 26 in the first half. This marked the fewest first quarter rush yards allowed this season and second-fewest first half rush yards allowed. This was also the seventh game this season that the Rams defense has allowed less than 100 yards rushing. The Cardinals finished 5-15 on third downs for a 33.3% conversion percentage. This marked the seventh game this season that the Rams defense has allowed an opposing offense to a third-down conversion percentage below 50%. LB Ernest Jones led the Rams with 10 tackles (six solo) for his fourth game in a row with at least seven tackles and his third game this season with more than 10. DB Nick Scott forced a fumble in the second quarter. This was his second forced fumble of the season and of his career. The Rams had seven players with at least five tackles: LB Ernest Jones (10), DB Nick Scott (9), LB Bobby Wagner (9), DB Jalen Ramsey (6), DB Taylor Rapp (6), DT Aaron Donald (6), DB Troy Hill (5).

Multiple Rams look to make history against the Saints on Sunday. TE Tyler Higbee is two touchdowns away from becoming the Rams all-time leader in touchdowns for tight ends, and QB Matthew Stafford needs one passing touchdown to reach 50 regular season passing touchdowns with the Rams. He would become the eighth Rams quarterback to reach 50 touchdown passes and would be the second fastest, needing only 26 games (Kurt Warner- 21 games).

The Rams will travel to Kansas City to take on the Chiefs on Sunday, November 27 at 1:25pm. PT at Arrowhead Stadium.

Rams Communications

Visit the Rams Media Information Portal for weekly releases, media guide, access to the Rams media credential system and other pertinent media information at

www.therams.com/media

Meet Our Staff

Artis Twyman
 Atwyman@Rams.NFL.com

Joanna Hunter
 Jhunter@Rams.NFL.com

Qadeer Morgan
 Qmorgan@Rams.NFL.com

Chase Isaacs
 Cisaacs@Rams.NFL.com

Tatum Texada
 Ttexada@Rams.NFL.com

T'yanna James
 Tjames@Rams.NFL.com



2022 NFC West Standings

Team	W	L	T	Pct.	PF	PA	Conf.	Div.
Seattle	6	4	0	.600	257	241	4-4	2-1
San Francisco	5	4	0	.556	198	163	4-2	3-0
Arizona	4	6	0	.400	230	258	3-5	1-3
Los Angeles	3	6	0	.333	148	200	3-5	1-3

Broadcast Information



TELEVISION:

FOX

Play-By-Play: Kenny Albert

Color Analysts: Jonathan Vilma

Sideline Reporter: Shannon Spake



RADIO:

ESPN 710 AM

Play-By-Play: J.B. Long

Color Analyst: Maurice Jones-Drew

Sideline Reporter: D'Marco Farr



SPANISH RADIO:

Tu Liga Radio, 1330 AM

Play-By-Play: Troy Santiago

Color Analyst: Ricardo Lopez



Rams vs. Saints Regular Season Week 11



Notable Connections



FORMER RAMS

Senior Defensive Assistant Peter Giunta (1997-2000)
 Pass Rush Specialist Brian Young (2000-2003 player)



FORMER SAINTS

DB Grant Haley (2020)
 OL Ty Nsekhe (2014)
 Defensive Assistant Lance Schulters (2008 player)

NFL CONNECTIONS

COLLEGE CONNECTIONS

K Matt Gay (2019)		QB Jameis Winston (2015-2019) DB Justin Evans (2017-2020)
WR Allen Robinson II (2018-2021) LB Leonard Floyd (2016-2019)		QB Andy Dalton (2021) WR Kevin White (2015-2018) TE J.P. Holtz (2019-2021)
QB Matthew Stafford (2009-2020) DT A'Shawn Robinson (2016-2019)		RB Dwayne Washington (2016-2017)
LB Bobby Wagner (2012-2021) OL Oday Aboushi (2017)		TE Nick Vannett (2016-2019) Co-Defensive Coordinator/Secondary Coach Kris Richard (2010-2017)
OL Ty Nsekhe (2015-2018)		TE J.P. Holtz (2018-2019)
WR Allen Robinson II (2014-2017) DB Jalen Ramsey (2016-2019) LS Matt Orzech (2019) Special Teams Coordinator Joe DeCamillis (2017-2020 ST) Senior Offensive Assistant Greg Olson (2015-2016)		Offensive Line Coach Doug Marrone (2015-2020)
Special Teams Coordinator Joe DeCamillis (2009-2012 ST) Offensive Linebackers Kevin Carberry (2014-2015 OA)		Defensive Assistant Sterling Moore (2012-2014 player)
DB Troy Hill (2021)		WR Jarvis Landry (2018-2021)
DB Troy Hill (2015) Quarterbacks Coach Zac Robinson (2011-2013 player)		QB Andy Dalton (2011-2019)
P Riley Dixon (2016-2017) Special Teams Coordinator Joe DeCamillis (2015-2016) Inside Linebackers Coach Chris Beake (2013-2021) Outside Linebackers Coach Thad Bogardus (2015-2016)		Chris Harris Jr. (2011-2019) TE Nick Vannett (2020)
OL Oday Aboushi (2021)		DB Chris Harris Jr. (2020-2021)
OL Matt Skura (2016-2020)		RB Mark Ingram II (2019-2020) OL James Hurst (2014-2019)
LB Christian Rozeboom (2021)		Daniel Sorensen (2014-2021) DB Tyrann Mathieu (2019-2021)
OL Oday Aboushi (2013-2015)		LB Demario Davis (2012-2015)
Special Teams Coordinator Joe DeCamillis (1997-2006) Inside Linebackers Coach Chris Beake (2004-2006)		Head Coach Dennis Allen (2002-2005)
Senior Offensive Assistant Greg Olson (2013-2014)		Head Coach Dennis Allen (2012-2014 HC)

DB Nick Scott (2014-2018) DB Grant Haley (2014-2017)		P Blake Gillikin (2016-2019) TE Juwan Johnson (2015-2018) Assistant Special Teams Coordinator Phil Galiano (2017-2018)
WR Brandon Powell (2014-2017)		DB Marcus Maye (2013-2016)
DB Jordan Fuller (2016-2019)		WR Chris Olave (2018-2021) LB Pete Werner (2017-2020) DB Marshon Lattimore (2014-2016)
OL Coleman Shelton (2013-2017) DL Greg Gaines (2014-2018)		RB Dwayne Washington (2013-2015)
Special Teams Assistant Jeremy Springer (2015-2017)		DB Justin Evans (2015-2016) OL Erik McCoy (2015-2018) Defensive Assistant Jordan Traylor (2014-2015 player)
DL A'Shawn Robinson (2013-2015) Offensive Assistant Jake Peetz (2013)		RB Alvin Kamara (2013)
Defensive Backs Coach Jonathan Cooley (2015-2016 GA)		OL Landon Young (2016-2020)
DT Aaron Donald (2010-2013)		TE J.P. Holtz (2012-2015)
Running Backs Coach Ra'Shaad Samples (2018)		DT Malcolm Roach (2016-2019)
Running Backs Coach Ra'Shaad Samples (2015-2017 player/SA)		DL Payton Turner (2017-2020)
Senior Offensive Assistant Greg Olson (1997-2000)		Running Backs Coach Joel Thomas (2000-2001)
LB Jake Gervase (2014-2018) OL Alaric Jackson (2016-2020)		Offensive Assistant Declan Doyle (2016-2018)
DB Jalen Ramsey (2013-2015)		QB Jameis Winston (2012-2014) DB P.J. Williams (2012-2014)
Offensive Line Coach Kevin Carberry (2009-2011 GA)		DB Chris Harris Jr. (2007-2010)
Offensive Line Coach Kevin Carberry (2018-2020)		DB Paulson Adebo (2017-2020)
OL Brian Allen (2014-2017)		LB Andrew Dowell (2015-2018)
DB David Long Jr. (2016-2018)		OL Cesar Ruiz (2017-2019)



COLLEGE CONNECTIONS

WR Lance McCutcheon (2017-2021)



OL Lewis Kidd (2016-2021)

LB Justin Hollins (2014-2018)



OL Calvin Throckmorton (2015-2019)

DL Jonah Williams (2015-2019)



WR Rashid Shaheed (2017-2021)

Defensive Line Coach Eric Henderson (2016 DL)




DL Marcus Davenport (2014-2017)

P Riley Dixon (2012-2015)



Offensive Line Coach Doug Marrone (2009-2012 HC)





Rams vs. Saints Regular Season Week 11



Rams-Saints Series History



Record vs. Saints (including postseason)..... Rams, 43-34
Series points..... Rams - 1,776, Saints - 1,615
Last regular season game..... Rams, 27-9, 9/15/2019
Rams largest winning margin..... 31, 43-12, 11/28/1999
Saints largest winning margin..... 31, 37-6, 10/3/1993
Current series streak..... Rams, two games
Rams longest win streak..... five games, twice
Saints longest win streak..... seven games, 1990-1993
Most points, Rams..... 45, twice
Most points, Saints..... 49, Saints, 49-21, 11/27/2016
Most points, both teams..... 80, Saints, 45-35, 11/4/18
Fewest points, Rams..... 0, Saints, 6-0, 11/9/1986
Fewest points, Saints..... 0, Rams 24-0, 9/22/1974
Fewest points, both teams..... 6, Saints, 6-0, 11/9/1986



By The Numbers



1
 QB Matthew Stafford needs one passing touchdown to reach 50 regular season passing touchdowns with the Rams. He would become the eighth Rams quarterback to reach 50 and would be second fastest, needing only 26 games (Kurt Warner- 21 games).

2
 TE Tyler Higbee is two touchdowns away from becoming the Rams all-time leader in touchdowns for tight ends. He currently has 17 touchdowns and sits one behind leader Damon Johnson (18).

299
 WR Allen Robinson II needs only 299 yards to reach 7,000 for his career. He ranks 19th in the NFL among active players with 6,701 receiving yards.



Rams 2022 Regular Season Leaders



Passing	Comp/Att.	Yards	TDs	INTs	Rtg.
Matthew Stafford	195/285	1,928	8	8	84.9
Rushing	Att.	Yards	Avg.	Long	TDs
Darrell Henderson Jr.	68	274	4.0	23	3
Receptions	Rec.	Yards	Avg.	Long	TDs
Cooper Kupp	75	812	10.8	75	6
Receiving Yards	Yards	Rec.	Avg.	Long	TDs
Cooper Kupp	812	75	10.8	75	6
Tackles	Total	Solo	Asst.	TFL	Sacks
Bobby Wagner	73	44	29	4	3.0
Sacks	No.	Yards	TFL	FF	INT
Aaron Donald	5.0	42	8	1	0
Interceptions	No.	Yards	Avg.	Long	TD
Cobie Durant	1	51	51.0	51	0
Jalen Ramsey	1	25	25.0	25	0
Troy Hill	1	5	5.0	5	0
Terrell Lewis	1	0	0.0	0	0
Nick Scott	1	0	0.0	0	0
Punting	No./Yards	Avg.	Net Avg.	In20	Long
Riley Dixon	40/1,989	49.7	41.0	8	64
Kicking	FGM	FGA	FG Pct.	Long	Points
Matt Gay	12	13	92.3%	57	52
Punt Returns	Ret/FC	Yards	Avg.	Long	TDs
Brandon Powell	14/11	118	8.4	22	0
Kickoff Returns	Ret.	Yards	Avg.	Long	TDs
Brandon Powell	15	287	19.1	31	0



Saints 2022 Regular Season Leaders



Passing	Comp/Att.	Yards	TDs	INTs	Rtg.
Andy Dalton	141/217	1,559	11	7	89.6
Rushing	Att.	Yards	Avg.	Long	TDs
Alvin Kamara	112	469	4.2	27	1
Receptions	Rec.	Yards	Avg.	Long	TDs
Chris Olave	46	658	14.3	51	2
Receiving Yards	Yards	Rec.	Avg.	Long	TDs
Chris Olave	658	46	14.3	51	2
Tackles	Total	Solo	Asst.	TFL	Sacks
Pete Warner	74	53	21	3	0.0
Sacks	No.	Yards	TFL	FF	INT
Demario Davis	6.0	37	9	0	0
Interceptions	No.	Yards	Avg.	Long	TD
Tyrann Mathieu	2	3	1.5	3	0
Punting	No./Yards	Avg.	Net Avg.	In20	Long
Blake Gillikin	41/1,972	48.1	42.7	14	63
Kicking	FGM	FGA	FG Pct.	Long	Points
Will Lutz	15	20	75%	60	66
Punt Returns	Ret/FC	Yards	Avg.	Long	TDs
Rashid Shaheed	6/9	57	9.5	14	0
Kickoff Returns	Ret.	Yards	Avg.	Long	TDs
Rashid Shaheed	8	169	21.1	31	0





Coaches' Corner



On January 12, 2017, Los Angeles Rams Owner/Chairman E. Stanley Kroenke named Sean McVay the 23rd full-time head coach in franchise history. McVay became the youngest coach in modern NFL history at 30 years old.

During the 2021 season, McVay produced his fifth-straight winning season with the Rams, the longest consecutive winning season streak since the Rams posted four-consecutive winning seasons from 1983-1986. The 12-5 record earned L.A. its fourth postseason appearance and second Super Bowl appearance in McVay's first five seasons leading the franchise and was capped off by a Super Bowl LVI victory in the team's home stadium. McVay became the youngest head coach in NFL history to win a Super Bowl at the age of 36.

In a season that was anything but normal due to the COVID-19 pandemic in 2020, the Rams finished 10-6 and McVay won his third-career postseason contest, this time against a familiar opponent on the road against the Seattle Seahawks in a Wild Card game before falling to the Green Bay Packers at Lambeau Field in the Divisional Round.

McVay's third season as head coach in Los Angeles produced his third-consecutive winning season, as the team finished with a 9-7 record in 2019. Three-consecutive winning seasons had not been accomplished by a Rams team since 1999-2001, and it was only the third time since 1980 the franchise accomplished the feat.

In McVay's second season guiding the Rams, the 32-year-old leader turned in one of the best seasons in franchise history. The Rams posted a 13-3 record, which tied for the second-best record in franchise history, won a pair of playoff games and advanced to the Rams fourth Super Bowl appearance days after his 33rd birthday, becoming the youngest NFL head coach to ever help his team to a Super Bowl.

In his first season guiding the Rams, McVay completed one of the greatest offensive turnarounds in NFL history. The first-year head coach led the Rams to an 11-5 record and their first NFC West title since the 2003 season, earning the team's first playoff berth since 2004. Following his first season in L.A., McVay was named The Associated Press Coach of the Year, becoming the youngest head coach to ever win the award.

McVay graduated from Miami University (Ohio) where he played wide receiver from 2004-07, earning Miami's Scholar-Athlete Award in 2007. His grandfather, John, served in various roles – including vice president/director of football operations from 1983-94 – for the San Francisco 49ers from 1979-95, overseeing five Super Bowl championship squads and earning induction into the 49ers Hall of Fame in 2013.



Dennis Allen was promoted to head coach after spending the past six and a half seasons as the defensive coordinator of the Saints. During his tenure as an assistant under Sean Payton in New Orleans (2006-10, 2015-21), Allen has been part of staffs that have qualified for the playoffs seven times, captured the NFC South division title six times, reached the NFC Championship game three times and won the Super Bowl XLIV championship.

Now in his 27th year in coaching and 21st in the NFL, Allen has played for, coached with and learned from some of the best coaches in all of football. He was recruited to play at Texas A&M by R.C. Slocum and in the NFL he has honed his skills on the staff of Super Bowl XLIV champion head coach Sean Payton for 12 seasons and also for Super Bowl participants John Fox and Dan Reeves.

Allen served as the head coach of the Oakland Raiders from 2012-14. In his second season, he guided a team that made significant improvement in several areas. Offensively, the Raiders ranked 12th in the NFL in rushing, improving 16 spots and the defense replaced nine starters, yet improved in several categories. Allen coached the first four games of the 2014 season for the Raiders, during which he helped usher in a pair of rookies that went on to enjoy impressive campaigns in quarterback Derek Carr and linebacker Khalil Mack.

In 2011, Allen served as defensive coordinator of the Denver Broncos. He led a defense that helped the Broncos win the AFC West division crown and advance to the AFC Divisional round with an AFC Wild Card game victory.

During Allen's previous five-year tenure in New Orleans, he first served as assistant defensive line coach (2006-07) before being promoted to secondary coach (2008-10). In 2009, Allen tutored a secondary that played a key role in helping the Saints to the club's first Super Bowl victory.

Allen joined the Saints after a four-year stint with the Atlanta Falcons, where he spent his final two years as defensive assistant/quality control with an emphasis on working with the defensive line.

A native of Hurst, Texas, Allen earned four letters for Texas A&M as a safety from 1992-95 and started the final 21 games of his career. A highlight was his fourth-quarter interception that clinched an 18-9 victory over Texas in 1993, sending the Aggies to their third-straight Cotton Bowl.

Allen was signed as an undrafted free agent by the Buffalo Bills and competed in their training camp in 1996. Allen's late father, Grady, played at Texas A&M and was a linebacker for the Falcons from 1968-72.



Top 2022 Regular Season Performers



Passing

- QB Matthew Stafford has completed 195-of-285 passes for 1,928 yards with a 84.9 passer rating so far this season. He has thrown eight touchdown passes, six to WR Cooper Kupp and two to WR Allen Robinson II. Stafford passed 50,000 regular season passing yards for his career on a 29-yard pass to Cooper Kupp in the first quarter against Buffalo in Week 1. He became the 12th quarterback all-time and the fourth active quarterback to reach this milestone. He posted a 91.4 passer rating in Week 8 against the 49ers. This marked the second game in a row and fourth time this season that Stafford finished with a passer rating above 90. Stafford ranks fifth in the NFL in completion percentage (68.4%), the highest completion percentage of his career. QB John Wolford made his first start of the season and second of his career in Week 10 against the Cardinals. Wolford is now 1-1 as a starter. He finished the game completing 24 of 36 passes for 212 yards and one touchdown. This was the ninth time this season that a Rams quarterback finished with a completion percentage above 65%.

Rushing

- So far in 2022, RB Darrell Henderson Jr. has 68 rushes for 274 yards and three touchdowns. His longest rush of the season was 23 yards against the Buccaneers in Week 9. In Week 6 against the Panthers, WR Ben Skowronek registered the first touchdown of his career on a 17-yard rush in the third quarter. WR Cooper Kupp registered the first rushing touchdown of his career in Week 3 against the Cardinals. QB Matthew Stafford rushed for a 1-yard touchdown in Week 8 against the 49ers. This was Stafford's first rushing touchdown as a Ram, the 15th of his career, and his first since Week 16 of the 2016 season. RB Kyren Williams made his NFL debut in the second quarter in Week 10 against the Cardinals. He finished with one carry for nine yards and three catches for 30 yards.

Receiving


- This season, WR Cooper Kupp has recorded 75 catches for 812 yards and six touchdowns. So far this season, Kupp has had seven games with more than 75 yards receiving. Kupp has scored at least one touchdown in 15 of the last 19 games, dating back to last season (including the postseason). WR Cooper Kupp is the 5th highest-graded receiver this season (86.3). WR Allen Robinson II posted 63 yards on five catches and one touchdown against the Panthers. This set a season-high in receiving yards for Robinson, breaking a previous high of 53 yards set in Week 2 against the Falcons. Robinson II has recorded at least one catch in all 109 career games, the second-longest active streak in the NFL behind DeAndre Hopkins (140). TE Tyler Higbee registered his fourth 60+ yard receiving game and third 70+ yard game this season in Week 10 against the Cardinals. He finished the game tying a season-high in yards (73). This is the 7th most receiving yards he has tallied in a game. So far this season, he has 44 catches for 385 yards. WR Ben Skowronek finished Week 3 with four catches for 66 yards. This set a career-high for Skowronek in yards, breaking his previous high of 42 yards against the Seahawks in Week 15 of the 2021 season. This season, Skowronek has 26 catches for 245 yards.

Defense

- So far this season, DT Aaron Donald leads the Rams with 31 pressures and 5.0 sacks. Six Rams defenders have tallied at least 40 tackles: LB Bobby Wagner (73), LB Ernest Jones (66), DB Jalen Ramsey (44), DB Nick Scott (44), DT Aaron Donald (42) DB Taylor Rapp (42). Bobby Wagner reached 1,400 tackles for his career in Week 3 against the Cardinals. He became the 17th player and the only active player to join this list. Wagner moved to 11th all-time in regular season tackles in Week 9 against the Buccaneers with 1,456 regular season tackles. The Rams have five interceptions this season from five different players (DB Troy Hill, DB Jalen Ramsey, LB Terrell Lewis, DB Cobie Durant, DB Nick Scott). Ernest Jones recorded his third career game with double digit tackles (10) in Week 10. He also was the Rams' highest-graded player in Week 1 (91.2) according to PFF. Across the NFL this season, Wagner is the highest-graded linebacker (88.8), Donald is the 4th highest-graded interior defender (90.3), Ramsey is the 5th highest-graded cornerback (84.1), Jones is the 16th highest graded linebacker (73.7), and Hill is the 21st highest-graded cornerback (74.3), according to PFF.

Special Teams

- K Matt Gay is 13/14 on field goals and 16/6 on extra points. His one field goal in Week 1 against Buffalo was 57-yards, one-yard short of a career high. He was one of 10 kickers to make a field goal of 50+ yards in Week 1. P Riley Dixon has punted 40 times for 1,989 yards with eight landing inside the 20-yard line and two landing inside the 10-yard line. WR Brandon Powell has returned 15 kickoffs for 287 yards, with a long of 31 yards. DT Michael Hoecht blocked the first punt of his career in the first quarter against the Cardinals in Week 3. He also returned a kickoff for 22 yards in Week 6 against the Panthers. DB Russ Yeast returned a kickoff for 29-yards against the 49ers in Week 8. These were the first kickoff returns of Hoecht and Yeast's careers. The Rams had a successful fake punt against the Cowboys Week 5. P Riley Dixon completed a 12-yard pass to LB Jake Gervase for the first down. This was Riley Dixon's second completion of his career and Gervase's first reception of his career. It was the first successful fake punt attempt since Week 15 of the 2019 season against the Dallas Cowboys. LB Bobby Wagner blocked and recovered a field goal in Week 9 against the Buccaneers. This was the third blocked field goal of Wagner's career and first for the Rams since Week 17 against the Cardinals in 2020.





Rams Team Notes



Capitalizing with Trades and Picks



Per Pro-Football-Reference's Approximate Value metric, which puts a number value on a player's contribution to his team -- only two teams have extracted more value from their first-round draft picks than the Rams since their first big pick-for-player deal back in 2018.

Through a series of trades, L.A. was able to turn five first round picks into these players:

- Jalen Ramsey AV 37*
- Matthew Stafford AV 15*
- Brandin Cooks AV 18*
- Taylor Rapp AV 14*
- Greg Gaines AV 9*
- Bobby Evans AV 5*
- David Long Jr. AV 4*
- Nick Scott AV 3*

TOTAL AV: 105*

*- As of the start of the 2022 season

Those eight players have contributed 105 AV to the Rams since 2018. Only Buffalo and Baltimore have generated more value from their first-round selections over that span. The Dolphins, who've made seven Day 1 picks in that time, rank just behind those teams at 99 AV.



Best Of The Best



Following Week 10 of the regular season, the Rams rank among the leagues best in the following stats:

Defense:

- 1st in fewest missed tackles on the rush (23)
- 2nd in opponent first downs allowed per game (16.9)
- 2nd in goal to go efficiency (53.8%)
- 2nd in successful play rate on defensive rushes (67.8%)
- 2nd in rushing first downs allowed (47)
- 3rd in defensive total rush EPA (34.06)
- 3rd in fewest missed tackles (56)
- 4th in rush yards allowed per game (96.1)
- 4th in yards allowed per rush (3.95)
- 4th in red zone efficiency (47.8%)
- 6th in yards allowed per game (310.8)
- T-9th in fewest passing TDs allowed (11)
- 10th in yards allowed per play (5.21)
- 10th in fewest rushing TDs allowed (6)

Individual:

- WR Cooper Kupp is 2nd in receptions (75)
- DB Jalen Ramsey is T-2nd in pass breakups (8)
- WR Cooper Kupp is T-2nd in longest receiving TD (75)
- WR Cooper Kupp is 3rd in YAC (422)
- QB Matthew Stafford is 5th in completion percentage (68.4%)
- WR Cooper Kupp is 5th in receiving yards (812)
- WR Cooper Kupp is T-5th in receiving TDs (6 yards)
- WR Cooper Kupp is T-5th in receiving first downs (42)
- DB Jalen Ramsey and DB Nick Scott are T-6th in forced fumbles (2)
- DB Jalen Ramsey is T-6th in passes defended (9) LB
- DT Aaron Donald is 18th in hurries (22)
- LB Bobby Wagner is 20th in the NFL in tackles (73)
- DT Aaron Donald is 28th in pressures (31)



Good Discipline



Last season, the Rams were the third-least penalized team in the NFL with only 76 penalties called against them in the regular season for 637 yards, second-fewest. This season, they are continuing that trend by having the fewest penalties called against them (37) for the second-fewest yards (337).

Team	2022 Penalties	Penalties
1. Los Angeles Rams		37
2. Cincinnati Bengals		41
3. Atlanta Falcons		43
t-4. Minnesota Vikings		47
t-4. Los Angeles Chargers		47
t-4. Kansas City Chiefs		47

Team	2022 Penalty Yards	Penalty Yards
1. Cincinnati Bengals		274
2. Los Angeles Rams		337
3. Atlanta Falcons		347
4. Buffalo Bills		359
5. Houston Texans		374



PFF Grades



Following Week 10 of the regular season, these Rams rank among the leagues best in PFF Grades:

Team:

- 1st in run defense (86.4 grade).
- 3rd in tackling (76.3 grade)
- 4th in overall defense (79.0 grade).
- 11th in coverage (70.8 grade)

Individual:

- LB Bobby Wagner is the 1st ranked LB (88.8)(1st out of 82)
- DT Aaron Donald is the 4th ranked IDL (90.3)(4th out of 124)
- WR Cooper Kupp is the 5th ranked WR (86.3)(5th out of 122)
- DB Jalen Ramsey is the 5th ranked CB (84.1)(5th out of 114)
- LB Ernest Jones is the 16th ranked LB (73.7)(16th out of 82)
- OC Brian Allen is the 18th ranked OC (64.5)(18th out of 38)
- DB Troy Hill is the 21st ranked CB (74.3)(21st out of 114)
- OT Rob Havenstein is the 31st ranked OT (68.4)(31st out of 81)
- DT Marquise Copeland is the 32nd ranked IDL (67.9)(32nd out of 124)
- OT Alaric Jackson is the 35th ranked OT (64.1)(35th out of 81)
- DB Nick Scott is the 36th ranked S (67.4)(36th out of 85)
- DT A'Shawn Robinson is the 39th ranked IDL (64.5)(39th out of 124)



Rams Team Notes



Longest Tenured Rams



There are currently three Rams who have played at least 100 regular season games for the franchise, led by Aaron Donald with 136 regular season games played and OL Rob Havenstein with 108 regular season games played in a Rams uniform. Both players have started in every game they have played in since joining the franchise. Only three players on the Rams roster were with the Rams before the team moved back home to Los Angeles in 2016.

Pos.	Player	Regular Season GP W/ Rams
DL	Aaron Donald	136
OT	Rob Havenstein	108
TE	Tyler Higbee	102



Winning Big



Since **Head Coach Sean McVay** took over prior to the start of the 2017 season, the Rams have won seven regular season games by at least 29 points. L.A. is one of five franchises to record at least six wins of 29 or more points in that timeframe. The Rams big wins have come twice against the Cardinals and once against the 49ers, Seahawks, Giants, Jaguars, and Colts.

The Patriots have a league-best 10 big wins. The Ravens and Bills have eight, the Rams have seven and the Saints are right behind with six big wins.

Team	Big Wins, (by at Least 29 points) 2017-2022 Regular Season
1. New England Patriots	10
2t. Baltimore Ravens	8
2t. Buffalo Bills	8
4. Los Angeles Rams	7
5. New Orleans Saints	6



Not Half The Time, All The Time



Since 2017, the Rams have only failed to complete the win three times after securing the lead going into halftime. Including playoffs, **Head Coach Sean McVay** is 50-3 when his team has the lead after the first half.

Coach, Team	Record	Winning Pct.
1. Sean McVay, LA	50-3	.943
2. Sean Payton, NO	48-3	.941
3. John Harbaugh, Bal	49-8	.860
4. Matt LaFleur, GB	33-4	.853



Fresh Faces



The Rams welcomed many new faces, including nine rookies to give a fresh look to open the 2022 season. L.A.'s offseason moves were highlighted by acquiring LB Bobby Wagner and WR Allen Robinson.

The Rams 2022 draft class featured a balanced approach to strengthen both sides of the ball.

Pos.	Name	College	Height	Weight	Obtained
Free Agents (3):					
WR	Allen Robinson	Penn State	6-2	210	FA-'22
LB	Bobby Wagner	Utah State	6-0	241	FA-'22
P	Riley Dixon	Syracuse	6-4	221	FA-'22
OT	Oday Aboushi	Virginia	6-5	315	FA-'22
OT	Ty Nsekhe	Texas State	6-8	325	FA-'22

Trades/Waiver Claims (1):

DB	Troy Hill	Oregon	5-11	180	T(Cle)-'22
----	-----------	--------	------	-----	------------

Rookies (9):

G	Logan Bruss	Wisconsin	6-5	309	D3-'22
DB	Cobie Durant	South Carolina St	5-11	180	D4-'22
RB	Kyren Williams	Notre Dame	5-9	194	D5-'22
S	Quentin Lake	UCLA	6-1	201	D6A-'22
DB	Derion Kendrick	Georgia	6-0	190	D6B-'22
OLB	Daniel Hardy	Montana St	6-3	240	D7A-'22
S	Russ Yeast	Kansas St	5-10	195	D7B-'22
LB	Jacob Hummel	Iowa State	6-1	235	UDFA-'22
WR	Lance McCutcheon	Montana St	6-3	202	UDFA-'22

At the start of the 2022 season, the Rams had the eighth-youngest roster in the NFL with an average age of 25 years, 11 months.

New coaches such as Liam Coen (Offensive Coordinator), Chris Beake (Inside Linebackers), Skyler Jones (asst. Defensive Line), Greg Olson (Senior Offensive asst), Jake Peetz (Offensive Asst), Ra'Shaad Samples (Running Backs) and Jeremy Springer (Special Teams asst) have joined the Rams staff.



Homegrown



Of the 22 starters listed on the team's current depth chart, 12 were drafted by the Rams. DT Aaron Donald is the only member of that homegrown group who was taken in the first round.

OT Rob Havenstein was taken in the second. WR Cooper Kupp was a third-round pick, along with left tackle Joe Noteboom, cornerback David Long Jr., and linebacker Ernest Jones. Tight end Tyler Higbee, guard David Edwards, and safety Nick Scott were selected on Day 3.



Rams Team Notes



Fabulous 50



Head Coach Sean McVay won 70 percent of his first 50 games (35-15 record) as a head coach. McVay's winning percentage was the sixth-best all-time among coaches with at least 50 games.

McVay trailed only Guy Chamberlin (58-16-7, 78%), John Madden (103-32-7, 76%), Vince Lombardi (96-34-6, 74%), Ray Flaherty (54-21-3, 72%), and George Allen (116-47-5, 71%). All five coaches ahead of McVay are enshrined in the Pro Football Hall of Fame.



Follow Our Lead



The Los Angeles Rams have had 29 games since the start of the 2017 where they never trailed their opponents, including two so far in 2022.

Regular Season Games Where Rams Never Trailed Their Opponent (McVay Era)

Season, Week, Opponent	Opp. Trailing Time
2017, Week 1, vs. Indianapolis Colts	57:43
2017, Week 3, at San Francisco 49ers	56:03
2017, Week 7, vs. Arizona Cardinals	49:14
2017, Week 9, at New York Giants	52:31
2017, Week 12, vs. New Orleans Saints	55:53
2017, Week 13, at Arizona Cardinals	56:41
2017, Week 15, at Seattle Seahawks	57:06
2018, Week 2, vs. Arizona Cardinals	44:29
2018, Week 3, vs. Los Angeles Chargers	51:14
2018, Week 6, at Denver Broncos	56:23
2018, Week 7, at San Francisco 49ers	51:34
2018, Week 13, at Detroit Lions	56:57
2018, Week 17, vs. San Francisco 49ers	56:57
2019, Week 1, at Carolina Panthers	43:48
2019, Week 2, vs. New Orleans Saints	38:29
2019, Week 8, vs. Cincinnati Bengals	46:06
2019, Week 11, vs. Chicago Bears	48:19
2019, Week 13, at Arizona Cardinals	54:56
2020, Week 2, at Philadelphia Eagles	28:51
2020, Week 4, vs. New York Giants	31:37
2020, Week 7, vs. Chicago Bears	26:22
2020, Week 14, vs. New England Patriots	28:07
2021, Week 1, vs. Chicago Bears	55:36
2021, Week 3, vs. Tampa Bay Buccaneers	39:10
2021, Week 8, at Houston Texans	54:32
2021, Week 13, vs. Jacksonville Jaguars	57:20
2021, Week 16, at Minnesota Vikings	52:47
2022, Week 2, vs. Atlanta Falcons	46:44
2022, Week 3, at Arizona Cardinals	50:15



Coach 'Em Up



Rams Head Coach Sean McVay took over a team that was coming off of a 4-12 season and ranked 32nd in scoring. McVay helped transform it into the No. 1 scoring team in the league and helped secure the franchise's first NFC West title since 2003.



Due to his excellent first season and his instrumental part in revamping the Rams offense, McVay was chosen as the Associated Press Coach of the Year in 2017. He is the fourth head coach in franchise history to achieve this honor.

The last Rams head coach to win the award was Dick Vermeil in 1999. Vermeil helped guide the Rams to a 13-3 record, winning the NFC West and culminating with the franchise's first Super Bowl victory over the Titans, 23-16, in Super Bowl XXXIV. Chuck Knox was the only other rookie head coach in franchise history to win the award.

McVay became the youngest coach in NFL history to win the Associated Press Coach of the Year award. McVay was 31 years old during the team's final game of the season. Previously, Don Shula (34 years old) was the youngest coach to win the award.

Youngest Coaches to Win AP Coach of the Year

Coach, Year, Team	Age
1. Sean McVay, 2017, LA	31
2. Don Shula, 1964, Baltimore Colts	34

McVay became the seventh active head coach to win the Associated Press Coach of the Year Award. McVay is 4-1 against the coaches on this list. The Rams defeated Jason Garrett and the Cowboys, 35-30 in Week 4 and they defeated Sean Payton and the Saints, 26-20 in Week 12.

Active AP Coach of the Year Winners

Coach, Team Won With	Year(s) won AP Award
Mike Vrabel, Ten	2021
Kevin Stefanski, Cle	2020
John Harbaugh, Bal	2019
Sean McVay, LA	2017
Ron Rivera, Car	2015 & 2013
Bruce Arians, Ind, Ari	2012 (Ind), 2014 (Ari)
Bill Belichick, NE	2010, 2007 & 2003
Andy Reid, Phi	2002

Following his second season with L.A., McVay led the Rams to Super Bowl LIII, becoming the youngest head coach in Super Bowl history (33 years old) to reach a World Championship appearance. McVay also became the youngest head coach to win a Super Bowl (36 years old), with their win over the Bengals in Super Bowl LVI.





Rams Team Notes



Team Honors



WR Brandon Powell earned NFC Special Teams Player of the Week honors in Week 16 of 2021 after returning two kicks for 75 yards, including one which he took 61 yards for a touchdown on the road in Minnesota.

S Taylor Rapp was named NFC Defensive Player of the Week after hauling in two interceptions to go along with four tackles (three solo) and two passes breakups during a Week 6 matchup on the road against the Giants in 2021.

DT Aaron Donald earned NFC Defensive Player of the Week honors after a three-sack performance against the Cardinals during the 2021 season. He also tallied 14 QB pressures and five tackles in the game.

QB Matthew Stafford kicked off the 2021 regular season completing 20 of 26 passes for 321 yards and three touchdowns on *Sunday Night Football* against the Chicago Bears in the first regular season game with fans in attendance at SoFi Stadium.

RB Cam Akers recorded a career-high 171 yards rushing in the team's *Thursday Night Football* win over the New England Patriots in a 2020 Week 14 contest. Akers was named the NFC Offensive Player of the Week for his efforts, marking the first time in his career receiving the award.

DL Aaron Donald became the second Rams defender to earn Player of the Week accolades after matching a career-high 4.0 sacks in a Week 5 win at Washington.

OLB Leonard Floyd earned his first-career NFC Defensive Player of the Week honors after posting a career-best 3.0 sacks and one fumble recovery in a Week 10 divisional win over Seattle.

Donald brought home the first award of the 2019 season. The reigning two-time Defensive Player of the Year was named the Defensive Player of the Week following a solid outing against the Bears in the Rams win.

Donald received his first Player of the Week accolades in 2018 after establishing a career-high 4.0 sacks against the 49ers in a Week 7 win. Donald earned his first-career Player of the Month accolades for October 2018 and again for December 2018. Donald was named 2018 Week 16 POW for a 3.0-sack performance against the Cardinals.

Player	Award	(Season)
Brandon Powell	NFC ST POW	Week 16 (2021)
Taylor Rapp	NFC Def POW	Week 6 (2021)
Aaron Donald	NFC Def POW	Week 4 (2021)
Matthew Stafford	NFC Off POW	Week 1 (2021)
Cam Akers	NFC Off POW	Week 14 (2020)
Leonard Floyd	NFC Def POW	Week 10 (2020)
Aaron Donald	NFC Def POW	Week 5 (2020)
Aaron Donald	NFC Def POW	Week 11 (2019)
Aaron Donald	NFC Def POM	December (2018)
Aaron Donald	NFC Def POW	Week 16 (2018)
Aaron Donald	NFC Def POM	October (2018)
Aaron Donald	NFC Def POW	Week 7 (2018)
Aaron Donald	NFC Def POW	Week 4 (2016)
Aaron Donald	NFC Def POW	Week 14 (2015)
Aaron Donald	NFC Def POW	Week 1 (2015)



Success In The West



Under Head Coach Sean McVay, the Rams are 20-14 in the regular season against NFC West opponents. One of the losses came in a game where the Rams rested all starters after clinching a playoff berth. L.A. is 10-2 against the Arizona Cardinals and have outscored them 372-201. L.A. outscored NFC West foes, 696-482 through McVay's first 25 regular season divisional games. The Rams finished 6-0 in the NFC West during the 2018 season. The last time an NFC West team accomplished the feat was the Cardinals in 2008. It marked the first time the Rams swept the NFC West since 1999.

The Rams are 11-6 in NFC West road contests since the start of the 2017 season. The most recent road win was against the Arizona Cardinals, 20-12, at State Farm Stadium in Week 3. L.A. is 3-2 under McVay at Lumen Field. The Rams swept the Seahawks in 2021, marking the second time since 2015 L.A. has swept the Seahawks.

The Rams outscored their divisional opponents, 171-112, during the 2017 season, which was a 59-point differential. It was the highest positive point differential in the division for the Rams since 2001, when the Rams outscored their divisional opponents, 294-172, for a 122-point differential. The 2001 Rams played in a five team division and therefore had eight divisional games that season.

The Rams also posted 30-plus points against all three of their divisional opponents during the 2018 season. The 2002 Rams were previously the last team to accomplish that feat.

Rams Regular Season NFC West Contests Under Head Coach Sean McVay

Date	Opponent	Score	Differential
09/21/17	at San Francisco	W, 41-39	+2
10/08/17	vs. Seattle	L, 16-10	-6
10/22/17	vs. Arizona	W, 33-0	+33
12/03/17	at Arizona	W, 32-16	+16
12/17/17	at Seattle	W, 42-7	+35
12/31/17	vs. San Francisco	L, 34-13	-21
9/16/18	vs. Arizona	W, 34-0	+34
10/7/18	at Seattle	W, 33-31	+2
10/21/18	at San Francisco	W, 39-10	+29
11/11/18	vs. Seattle	W, 36-31	+5
12/23/18	at Arizona	W, 31-9	+22
12/30/18	vs. San Francisco	W, 48-32	+16
10/3/19	at Seattle	L, 30-29	-1
10/13/19	vs. San Francisco	L, 20-7	-13
12/1/19	at Arizona	W, 34-7	+27
12/8/19	vs. Seattle	W, 28-12	+16
12/21/19	at San Francisco	L, 34-31	-3
12/29/19	vs. Arizona	W, 31-24	+7
10/18/20	at San Francisco	L, 24-16	-8
11/15/20	vs. Seattle	W, 23-16	+7
11/29/20	vs. San Francisco	L, 23-20	-3
12/6/20	at Arizona	W, 38-28	+10
12/27/20	at Seattle	L, 20-9	-11
1/3/21	vs. Arizona	W, 18-7	+11
10/3/21	vs. Arizona	L, 37-20	-13
10/7/21	at Seattle	W, 26-17	+9
11/15/21	at San Francisco	L, 31-10	-21
12/13/21	at Arizona	W, 30-23	+7
12/21/21	vs. Seattle	W, 20-10	+10
1/9/22	vs. San Francisco	L, 27-24 OT	-3
9/26/22	at Arizona	W, 20-12	+8
10/3/22	at San Francisco	L, 24-9	-15
10/31/22	vs. San Francisco	L, 31-14	-17
11/13/22	vs. Arizona	L, 27-17	-10
Total		866-709	+157

Additionally, McVay and the Rams are 3-0 against NFC West opponents in postseason action after posting a 20-17 Wild Card win against San Francisco in the 2021 postseason.

Rams Postseason NFC West Contests Under Head Coach Sean McVay

Date	Opponent	Score	Differential
1/9/21	at Seattle	W, 30-20	+10
1/17/22	vs. Arizona	W 34-11	+23
1/30/22	vs. San Francisco	W, 20-17	+3
Total		84-48	+36



Rams Offensive Team Notes



The Longest Yard



The Rams offense has been amongst the most productive in the league since McVay became Head Coach prior to the 2017 season. LA is averaging 371.3 scrimmage yards per regular season game in that span. The Rams are one of only five teams to average with at least 370 scrimmage yards over the last 90 regular season games.

2017-2022 Regular Season Scrimmage Yard Per Game Leaders

Team	Scrim. Yards	Avg. Yards/Game
1. Kansas City Chiefs	36,091	401.0
2. Tampa Bay Buccaneers	35,281	387.7
3. Los Angeles Chargers	33,766	375.2
4. Dallas Cowboys	33,582	373.1
5. Los Angeles Rams	33,421	371.3



Darrell Leads The Way



Since being drafted by the Rams in 2019, **RB Darrell Henderson Jr.** has led all Rams in rushes (394), rushing yards (1,733), rushing first downs (103), and rushing touchdowns (13). Henderson Jr. has not committed a turnover in his NFL career.

This season, Henderson has 68 carries for 274 yards and three rushing touchdowns. He ranks first on the Rams in yards per rush among players with at least 10 carries (4.0), rushing yards (274), rushing first downs (14), and carries (68).

In the 12 games he played in 2021, Henderson Jr. rushed for 688 yards on 149 carries. He scored eight total touchdowns (five rushing) and averaged 4.62 yards-per-rush. He ranked 30th in the NFL in yards and 15th in yards-per-rush (4.62). Henderson Jr. had 39 rushing first downs and broke 23 tackles. He was sidelined for six games due to a rib injury (missed Week 3), a thigh glute strain (missed weeks 13-14) and an MCL sprain (missed week 17-NFC Championship Game). As a starter in all but three games he played in, Henderson Jr. led all Rams in yards-per-rush, rushing touchdowns, and had the highest speed of any running back on the Rams while crossing the line of scrimmage with the ball on a rush (18.55 mph), according to TruMedia.

During the 2020 season, Henderson ranked second on the Rams in both rushes (138) and yards (624), but was first on the team in yard-per-rush (4.5). He also finished with six touchdowns. In his rookie season, Henderson played behind former Rams RB Todd Gurley and RB Malcolm Brown and finished the season with 39 rushes for 147-yards and 10 first downs.



Converting When It Matters



With the rise of the age of analytics, teams are going for it on fourth down on a more frequent basis, increasing the value of conversions greatly. This season, no team have been better at converting on fourth down than the Rams. Converting on seven of nine fourth down attempts, the Rams are first in the NFL in fourth down conversion percentage (77.8%), improving from last season where they ranked 17th (52.6%).

2022 Fourth Down Conversion Percentage

Team	4thCV%
1. Los Angeles Rams	77.8%
t-2. Kansas City Chiefs	75.0%
t-2. Pittsburgh Steelers	75.0%
t-2. Philadelphia Eagles	75.0%
t-5. Tennessee Titans	60.0%
t-5. Minnesota Vikings	60.0%
7. Las Vegas Raiders	58.8%
8. Cleveland Browns	57.1%
9. Arizona Cardinals	55.2%
t-10. Seattle Seahawks	54.5%
t-10. Dallas Cowboys	54.5%

On top of that, the Rams rank 14th in third down conversion percentage (41.2%), continuing the success of last season where they finished the season ranked seventh (43.9%).

2022 Third Down Conversion Percentage

Team	3rdCV%
1. Buffalo Bills	52.4%
2. Kansas City Chiefs	51.9%
3. Cincinnati Bengals	49.6%
4. Philadelphia Eagles	47.0%
5. San Francisco 49ers	45.6%
6. Baltimore Ravens	45.0%
7. Chicago Bears	44.4%
8. Atlanta Falcons	43.2%
9. Seattle Seahawks	43.1%
10. Miami Dolphins	42.6%
11. Jacksonville Jaguars	42.1%
t-12. Cleveland Browns	41.3%
t-12. Los Angeles Chargers	41.3%
14. Los Angeles Rams	41.2%



Swiss Army Knives



WR Ben Skowronek and **WR Brandon Powell** seem to be everywhere on the field. They are both a part of the growing 'positionless football' movement, along with 49ers WR Deebo Samuel and Falcons RB Cordarrelle Patterson. So far this season, Skowronek has lined up as a receiver, fullback, and running back, while Powell has played receiver, running back, and kick/punt returner.

Both Skowronek and Powell rank in the top-6 on the Rams roster in all-purpose yards (rushing yards+receiving yards+return yards).

Rams All-Purpose Yards Leaders 2022

Player	All-Purpose Yards
1. Cooper Kupp	864
2. Brandon Powell	488
3. Tyler Higbee	385
4. Darrell Henderson Jr.	376
5. Allen Robinson II	292
6. Ben Skowronek	262





Matthew Stafford Notes



Coming Through in the Clutch



QB Matthew Stafford had his 46th career game-winning drive against Cincinnati in the Super Bowl last season. With the Rams down four in the fourth quarter, Stafford drove the Rams from their own 21 and capped off the drive with a 1-yard touchdown catch from Cooper Kupp with 1:25 remaining in the game. No QB has more game-winning drives since Stafford entered the league in 2009.

From 2009-2020, Stafford had 39 game-winning drives, which is five more than second place Russell Wilson during that time, six more than Drew Brees and 15 more than Aaron Rodgers. He led the NFL in game-winning drives in 2014, 2016 and 2017.

In 2021 with the Rams, Stafford had four regular season game-winning drives. In the fourth quarter, Stafford completed 71% of his passes, threw for 12 touchdowns and had a 126.4 passer rating.

On top of that, Stafford also had three postseason game-winning drives in 2021. In the fourth quarter of those three games, Stafford completed 65.7% of his passes for two touchdowns, no interceptions, all while maintaining a 107.7 passer rating.



400-Yard Passing Games, NFL History



With 10 games of 400-plus passing yards, **QB Matthew Stafford** is seventh all-time in the category.

Most 400-Plus Yards Passing Games, NFL History

Player, Team	Games
1. Drew Brees, SD, NO	16
2t. Tom Brady, NE, TB	14
2t. Peyton Manning, Ind, Den	14
4. Dan Marino, Mia	13
5. Ben Roethlisberger, Pit	12
6. Philip Rivers, SD, LAC, Ind	11
7. Matthew Stafford, Det, LA	10



Stafford TD Receivers Breakdown



Of **QB Matthew Stafford's** 330 career regular season passing touchdowns, he threw 282 TDs in Detroit and now has 48 in LA. Here are his most productive receivers at each destination.

Matthew Stafford Det. Lions TD Pass Leaderboard

Receiver	TD Passes
WR Calvin Johnson	56
WR Marvin Jones Jr.	33
WR Golden Tate	22
Total in Detroit Career	282

Matthew Stafford LA Rams TD Pass Leaderboard

Receiver	TD Passes
WR Cooper Kupp	22
WR Van Jefferson	6
WR Odell Beckham Jr.	5
TE Tyler Higbee	5
WR Allen Robinson II	2
Total in LA Career	49



In Historic Company



QB Matthew Stafford has accumulated 51,923 regular season passing yards over his illustrious 13-year career, which ranks 11th most all-time. He is one spot ahead of Hall of Famer John Elway (51,475) and sits behind former Giants QB Eli Manning (57,023).

Stafford has finished in the top-10 in passing yards eight times in his career. During the 2021 season, he ranked third in the league in passing yards (4,886), and sixth in QBR (102.9).

His 331 passing touchdowns ranks 11th all-time and are more than Moon (291), Elway (300) and other Hall of Famers like Johnny Unitas (290) and Joe Montana (273). Stafford also ranked second in the NFL in 2021 with 41 touchdowns, putting him behind only Tom Brady (43).

Stafford finished the regular season with a completion rate above 64% in each of the last seven seasons. This season, Stafford has a 68.4% completion percentage, which ranks fifth best in the NFL.

Additionally, Stafford needs one more season with 4,000 passing yards to become the seventh player with 10 such seasons. He would join Peyton Manning, Tom Brady, Drew Brees, Phillip Rivers, Aaron Rodgers and Matt Ryan.



Fastest to 50K



In his first 197 career regular season and playoff games, **QB Matthew Stafford** accumulated 55,332 passing yards. Stafford was the fastest QB to reach 50,000 passing yards in NFL history. Three other active QBs have reached this threshold. Stafford ranks fourth amongst active QBs in passing yards.

Active QB Passing Yard Leaders

All-time Rank.	Player, Teams	Total Games	Passing Yards
1.	Tom Brady, NE, TB	375	100,374
8.	Matt Ryan, Atl, Ind	240	64,637
9.	Aaron Rodgers, GB	245	63,569
12.	Matthew Stafford, Det, LA	197	54,019

QB Matthew Stafford passed 50,000 regular season passing yards against the Bills Week 1. Stafford was the fourth active QB and 12th all-time to reach this mark. He became the fastest QB to reach 50,000 passing yards in NFL history.

Active QB Regular Season Passing Yard Leaders

All-time Rank.	Player, Teams	Regular Season Games	Yards
1.	Tom Brady, NE, TB	328	87,325
7.	Matt Ryan, Atl, Ind	230	61,965
9.	Aaron Rodgers, GB	223	57,675
11.	Matthew Stafford, Det, LA	190	51,923





Matthew Stafford Notes



Passing the Test



In 2021, **QB Matthew Stafford** took the NFL by storm, leading the Rams to one of their most efficient seasons in franchise history. Stafford ranked third in passing yards (4,886), second in passing touchdowns (41), fifth in completions for first downs (233), and third in yards per attempt (8.13).

2021 NFL Leaders in Passing Yards

Player. Team. (Games)	Yards
1. Tom Brady, TB, (17)	5,316
2. Justin Herbert, LAC, (17)	5,014
3. Matthew Stafford, LA, (17)	4,886

2021 NFL Leaders in Passing TDs

Player. Team. (Games)	Passing TDs
1. Tom Brady, TB, (17)	43
2. Matthew Stafford, LA, (17)	41

2021 NFL Leaders in Passing First Downs

Player. Team. (Games)	Passing 1st Downs
1. Tom Brady, TB, (17)	269
2. Patrick Mahomes, KC, (17)	260
3. Justin Herbert, LAC, (17)	256
4. Josh Allen, Buf, (17)	234
5. Matthew Stafford, LA, (17)	233

2021 NFL Leaders in Yards Per Attempt

Player. Team. (Games)	Passing Yards Per Pass
1. Joe Burrow, Cin, (17)	8.87
2. Jimmy Garoppolo, SF, (15)	8.64
3. Matthew Stafford, LA, (17)	8.13

This season, Stafford is continuing to shine in the spotlight of Los Angeles. He ranks fifth in the NFL in completion percentage (68.4%), 12th in completions (195), and 15th in first downs per game (12.6).

2022 NFL Leaders in Completion Percentage

Player. Team	Completion Percentage
1. Geno Smith, Sea	72.8%
2. Tua Tagovailoa, Mia	71.0%
3. Joe Burrow, Cin	70.0%
4. Matt Ryan, Ind	68.9%
5. Matthew Stafford, LAR	68.4%

2022 NFL Leaders in Completions

Player. Team	Completions
1. Tom Brady, TB	282
2. Justin Herbert, LAC	254
3. Patrick Mahomes, KC	245
4. Kyler Murray, Ari	240
5. Joe Burrow, Cin	233
6. Geno Smith, Sea	230
t-7. Kirk Cousins, Min	227
t-7. Trevor Lawrence, Jax	227
9. Matt Ryan, Ind	224
10. Josh Allen, Buf	220
11. Aaron Rodgers, GB	219
12. Matthew Stafford, LAR	195

2022 NFL Leaders in First Downs per Game

Player. Team	First Downs per Game
1. Patrick Mahomes, KC	18.8
2. Josh Allen, Buf	18.4
3. Jalen Hurts, Phi	15.3
4. Joe Burrow, Cin	15.0
5. Matt Ryan, Ind	14.8
6. Kyler Murray, Ari	14.2
t-7. Tom Brady, TB	14.0
t-7. Kirk Cousins, Min	14.0
9. Tua Tagovailoa, Mia	13.9
t-10. Lamar Jackson, Bal	13.8
t-10. Justin Herbert, LAC	13.8
t-12. Trevor Lawrence, Jax	13.7
14. Jacoby Brissett, Cle	13.7
14. Geno Smith, Sea	13.3
15. Matthew Stafford, LAR	12.6



Stafford Sets Rams Record for Passing Yards



QB Matthew Stafford broke the Rams franchise record for single season passing yards in Week 18 last season when he reached 4,886 passing yards in his 17 games.

Most Single Season Passing Yards, Rams History

Player. Year	Passing Yards
1. Matthew Stafford, 2021	4,886
2. Kurt Warner, 2001	4,830
3. Jared Goff, 2018	4,688
4. Jared Goff, 2019	4,638
5. Kurt Warner, 1999	4,353

Stafford also broke the Rams franchise record for completions in a single season with 404 on 601 attempts. During the Rams Week 17 win in Baltimore, he passed former Rams QB Jared Goff's 2019 record of 394 completions.

Most Single Season Completions, Rams History

Player. Year	Passing Yards
1. Matthew Stafford, 2021	404
2. Jared Goff, 2019	394
3. Kurt Warner, 2001	375
4t. Jared Goff, 2020	370
4t. Marc Bulger, 2006	370



One-of-a-Kind



Since 2016, **QB Matthew Stafford** has the highest single-season passer rating against the blitz, according to NFL Next Gen Stats.

Highest Passer Rating vs. Blitz, Single Season, Next Gen Stats era (since 2016)

1. Stafford - 2021 - 139.6
2. Mahomes - 2020 - 134.3
3. Brees - 2019 - 128.1
4. Cousins - 2021 - 126.4

In a historic season where he became the first quarterback in NFL history with 6,000 passing yards, 50 passing TDs and a Super Bowl win in a single regular and postseason, Stafford proved he is one of the most efficient quarterbacks under pressure.



Fastest to 40k



In his first 147 career games, **QB Matthew Stafford** became the fastest player in NFL history to throw for over 40,000 yards. He did it in four fewer games than Falcons QB Matt Ryan.

Fewest Games to Reach 40,000 Yards, NFL History

Player. Team	Total Games	Yards
1. Matthew Stafford, Det, LA	147	40,277
2. Matt Ryan, Atl	151	40,073
3. Drew Brees, SD, NO	152	40,046
4. Dan Marino, Mia	153	40,024





Receiver/Tight End Notes



Rams Legend



ARob-500



Rams WR **Cooper Kupp** put together a record-breaking 2021 season. Through 17 games, Kupp broke the Rams single-season record for receiving yards, receiving TDs, receptions and receiving first downs.

Most Single Season Rec. Yards Rams History

Player, Team, (Year)	Rec. Yards
1. Cooper Kupp, LA, (2021)	1,947
2. Isaac Bruce, Stl, (1995)	1,781
3. Torry Holt, Stl, (2003)	1,696

Most Single Season Rec. TDs in Rams History

Player, Team, (Year)	TDs
1. Cooper Kupp, LA, (2021)	16
2t. Isaac Bruce, Stl, (1995)	13
2t. Harold Jackson, LA, (1973)	13

Most Single Season Rec. in Rams History

Player, Team, (Year)	Receptions
1. Cooper Kupp, LA, (2021)	145
2. Isaac Bruce, Stl, (1995)	119
3. Torry Holt, Stl, (2003)	117

Most Single Season Receiving First Downs in Rams History

Player, Team, (Year)	Receiving First Downs
1. Cooper Kupp, LA, (2021)	89
2. Torry Holt, Stl, (2003)	84



Run It Back



Since WR **Brandon Powell** began returning regular season kicks and punts for the Rams Week 13 of 2021, he has been nothing short of electric. So far this season, Powell is 10th in total kick return yards and 11th in yards per punt return.

Kickoff Return Yards Leaders 2022 season

Player, Team	Kickoff Return Yards
1. Isiah Pacheco, KC	415
2. Kene Nwangwu, Min	406
3. Marcus Jones, NE	340
4. Deandre Carter, LAC	337
5. Hassan Haskins, Ten	325
6. Ray-Ray McCloud, SF	324
7. Raheem Blackshear, Car	321
8. Braxton Berrios, NYJ	309
9. Jamal Agnew, Jax	289
10. Brandon Powell, LAR	287

Yards per Punt Return Leaders 2022 season

Player, Team	Yards per Punt Return
1. Avery Williams, Atl	19.1
2. KaVontae Turpin, Dal	13.5
3. Marcus Jones, NE	13.4
4. Trent Taylor, Cin	13.2
5. Ray-Ray McCloud, SF	11.0
t-6. Jaelon Darden, TB	10.6
t-6. DeAndre Carter, LAC	10.6
8. Nyheim Hines, Buf	10.3
9. Keke Coutee, Ind	8.8
10. Montrell Washington, Den	8.6
11. Brandon Powell, LAR	8.4

WR **Allen Robinson** reached 500 career receptions for his career in the first quarter of the Rams Week 2 matchup against Atlanta. He became the 160th member of the 500 catch club.


Since entering the league in 2014, Robinson ranks 20th in the league with 524 receptions. He also ranks 19th in the NFL with 6,701 receiving yards, needing only 299 yards to reach 7,000 on his career.

In his second year, Robinson led the NFL with 14 touchdowns, which is a career-high. He had three games with multiple touchdowns, set a career-high with 1,400 yards, and was sixth in the league in receiving yards. Robinson also had the longest reception in the league that season with a 90-yard touchdown from Blake Bortles.

From 2018-2021, Robinson had the most contested catches (71) according to PFF, and has had at least 800 receiving yards every year that he's played more than 14 games.

Robinson also has some of the fewest drops in the league. Since 2019, he has only dropped seven passes on 418 targets.

Robinson knows how to put on a show in the playoffs as well. In the Bears' 2018 Wild Card Game against the Eagles, Robinson finished with 143 yards on 10 catches and a touchdown. He averages eight catches and 99 yards in the postseason.



Second to One



TE **Tyler Higbee** currently ranks second on the team in receptions (65) and in receiving yards (385), behind only WR Cooper Kupp (75/812). During the Week 10 matchup against the Arizona Cardinals, Higbee was the Rams leading receiver with eight catches for 73 yards. This tied a season-high in yards for Higbee. His eight catches are the second most catches he has had in a game this season. Higbee also recorded back-to-back seasons with at least five touchdown receptions during the 2020 and 2021 campaigns.



Cooper Kupp Notes



6K for CK



With his 34-yard reception in the third quarter against the Buccaneers in Week 9, **WR Cooper Kupp** passed Elroy Hirsch for 4th in all-time in franchise receiving yards. Kupp has registered 6,329 receiving yards in his career. Kupp's 127-yards during Week 9 against Tampa Bay made it his fifth game this season with at least 100 receiving yards and seventh in the last 11, dating back to last season (including the postseason). Kupp also set Rams franchise records in single-season receptions with 145 and receiving yards with 1,947 in 2021.

All-Time Franchise Receiving List

Player	Team	Regular Season Receiving Yards
1.	Isaac Bruce, Stl	14,109
2.	Torry Holt, Stl	12,660
3.	Henry Ellard, LA	9,761
4.	Cooper Kupp, LA	6,329
5.	Elroy Hirsch, LA	6,299
6.	Jack Snow, LA	6,012
7.	Flipper Anderson, LA	5,246



Keeping up with Kupp



WR Cooper Kupp has continued to cement himself as an elite receiver this season. So far in 2022, Kupp ranks second in the NFL in receptions (72), third in yards-after-the-catch (422), and fifth in receiving first downs (42), receiving touchdowns (6), and in receiving yards (812).



Rams Century Club



WR Cooper Kupp posted his 27th-career 100-plus yard receiving game in a Week 9 loss vs. Tampa Bay with 127 yards on eight catches. He ranks third in franchise history with 100-plus yard receiving games. Kupp set a new career-high with 14 receptions in Week 4 against San Francisco.

Rams Career Regular Season Games with 100+ Receiving Yards

Player	Total Games	
1.	Torry Holt	46
2.	Isaac Bruce	43
3.	Cooper Kupp	27
4.	Henry Ellard	26
5.	Elroy Hirsch	22
6.	Bob Boyd	15
7.	Red Phillips	14
8.	Robert Woods	11



Streaking Receivers



WR Cooper Kupp recorded at least 100-yards receiving in three consecutive games during Weeks 6, 7 and 8, then again in four consecutive games from Week 13 through 16 of the 2021 season and Week 18 through Week 2 of the 2022 regular season. Kupp has gone over 100-yards four times through five games in 2022.

HOF WR Isaac Bruce had a streak of four consecutive 100-yard games, as well as a separate streak of six consecutive 100-yard games in his Rams tenure.

Most Consecutive 100-Yard Games in Franchise History

Player	Streak	Year	
1.	Isaac Bruce	6 games	1995
2t.	Elroy Hirsch	5 games	1951
2t.	Bob Boyd	5 games	1954
4t.	Cooper Kupp	4 games	2019, 2021
4t.	Tyler Higbee	4 games	2019
4t.	Isaac Bruce	4 games	2004
8t.	Cooper Kupp	3 games	2021, 2021-2022
8t.	Brandin Cooks	3 games	2018



At The Top of His Class



Rams WR Cooper Kupp has been one of the best receivers drafted in the 2017 NFL Draft, ranking first in touchdowns (46), and first in receptions per regular season game (6.4).

Regular Season Receptions Per Game by WRs Drafted In 2017

Player	Team	Rec./Game
1.	Cooper Kupp, LA	6.4
2.	JuJu Smith-Schuster, Pit/KC	5.1
3.	Chris Godwin, TB	4.9

Regular Season Receiving TDs by WRs Drafted In 2017

Player	Team	Receiving TDs
1.	Cooper Kupp, LA	46
2.	Chris Godwin, TB	30
3.	Mike Williams, LAC	29



Receiving Rave Reviews



WR Cooper Kupp leads the Rams this season in just about every receiving category. To no surprise, he is also at the top of the NFL leader boards. Kupp ranks in the top five in receptions (75), receiving yards (812), and yards-after-the-catch (422).

Reception Leaders 2022 Season

Player	Team	Rec.
1.	Tyreek Hill, Mia	81
2.	Cooper Kupp, LAR	75
3.	Stefon Diggs, Buf	72
4.	Justin Jefferson, Min	69
5.	Austin Ekeler, LAC	67

Receiving Yards Leaders 2022 Season

Player	Team	Rec.	Yards
1.	Tyreek Hill, Mia	1,148	
2.	Justin Jefferson, Min	1,060	
3.	Stefon Diggs, Buf	985	
4.	Jaylen Waddle, Mia	878	
5.	Cooper Kupp, LAR	812	

Yards-After-The-Catch Leaders 2022 Season

Player	Team	YAC
1.	Austin Ekeler, LAC	504
2.	Christian McCaffrey, SF	424
3.	Cooper Kupp, LAR	422
4.	Justin Jefferson, Min	392
5.	Dallas Goedert, Phi	361



Cooper Kupp Notes



REC

REC YDS

REC TDS



Kupp Wins Fourth Receiving Triple Crown in NFL History



Rams WR Cooper Kupp became the fourth player in NFL history to win the receiving Triple Crown by leading the NFL in receptions, receiving yards, and receiving TDs. He led the second place receivers in all three categories by some of the widest margins of any receiving Triple Crown winner. Kupp was 22 catches, 331 receiving yards, and two receiving TDs ahead of second place in each stat. The only other NFL players to have accomplished this feat are Hall of Fame WR Jerry Rice (1990), WR Sterling Sharpe (1992), and WR Steve Smith Sr. (2005), and none of them led any category by a margin as large as Kupp led in each. Kupp has the chance to become the fourth player since 1970 to lead or tie the league in touchdown receptions in back-to-back seasons. Only three receivers in NFL history have ever done that, Jerry Rice, Terrell Owens and Larry Fitzgerald.

2021 NFL Leaders in Receptions

2021 NFL Leaders in Receiving Yards

2021 NFL Leaders in Receiving TDs

Player, Team, (Games)

Receptions

Player, Team, (Games)

Yards Player, Team, (Games)

Receiving TDs

1. Cooper Kupp, LA, (17)
2. Davante Adams, GB, (16)
3. Tyreek Hill, KC, (17)
4. Justin Jefferson, Min, (17)

- 145 1. Cooper Kupp, LA, (17)
- 123 2. Justin Jefferson, Min, (17)
- 111 3. Davante Adams, GB, (16)
- 108 4. Ja'Marr Chase, Cin, (17)

- 1,947 1. Cooper Kupp, LA, (17)
- 1,616 2. Mike Evans, TB, (16)
- 1,553 3. Ja'Marr Chase, Cin, (17)
- 1,455 4. DK Metcalf, Sea, (17)



Jerry Rice's Triple Crown



Hall of Fame WR Jerry Rice's 1990 season is considered one of the best receiving seasons of all-time. He was the first-ever receiving triple crown winner in NFL history. He led second place in all three categories by wide margins. Rice was 18 catches, 208 receiving yards, and three receiving TDs ahead of second place in each stat. Rice received one MVP vote for his performance during the 1990 season.

1990 NFL Leaders in Receptions

Player, Team, (Games)

Receptions

1. Jerry Rice, SF, (16)
2. Andre Rison, Atl, (16)
3. Keith Byars, Phi, (16)
4. Henry Ellard, LA, (15)

Player, Team, (Games)

Receptions

- 108 1. Sterling Sharpe, GB, (16)
- 82 2. Andre Rison, Atl, (15)
- 81 3. Haywood Jeffires, Min, (16)
- 76 4. Jerry Rice, SF, (16)



Sterling Sharpe's Triple Crown



Green Bay Packers WR Sterling Sharpe's 1992 season led him to become the second receiving triple crown winner in NFL history. Sharpe didn't have as large of leads over second place in each stat as Rice did, but he still led by firm margins. Sharpe was 15 catches, 65 receiving yards, and two receiving TDs ahead of second place in each stat. Sharpe received two MVP votes for his performance during the 1992 season.

1992 NFL Leaders in Receptions

Player, Team, (Games)

- 108 1. Sterling Sharpe, GB, (16)
- 93 2. Andre Rison, Atl, (15)
- 90 3. Haywood Jeffires, Min, (16)
- 84 4. Jerry Rice, SF, (16)



Steve Smith Sr.'s Triple Crown



2022 Hall of Fame candidate WR Steve Smith Sr.'s 2005 season saw him become the third receiving triple crown winner in NFL history. Smith Sr. had the closest margins ahead of second place compared to any other triple crown winner. Smith Sr. was tied for first in catches, led by 80 receiving yards, and was again tied for first in receiving TDs. Smith Sr. received no MVP votes for his performance during the 2005 season.

2005 NFL Leaders in Receptions

Player, Team, (Games)

- 103 1t. Steve Smith Sr., Car, (16)
- 103 1t. Larry Fitzgerald, Ari, (16)
- 102 3t. Anquan Boldin, Ari, (14)
- 102 3t. Torry Holt, Stl, (14)

1990 NFL Leaders in Receiving Yards

Player, Team, (Games)

- 1,502 1. Jerry Rice, SF, (16)
- 1,294 2. Henry Ellard, LA, (15)
- 1,208 3. Andre Rison, Atl, (16)
- 1,112 4. Gary Clark, Was, (16)

1992 NFL Leaders in Receiving Yards

Player, Team, (Games)

- 1,461 1. Sterling Sharpe, GB, (16)
- 1,396 2. Michael Irvin, Dal, (16)
- 1,201 3. Jerry Rice, SF, (16)
- 1,119 4. Andre Rison, Atl, (15)

2005 NFL Leaders in Receiving Yards

Player, Team, (Games)

- 1,563 1. Steve Smith Sr., Car, (16)
- 1,483 2. Santana Moss, Was, (16)
- 1,432 3. Chad Johnson, Cin, (16)
- 1,409 4. Larry Fitzgerald, Ari, (16)

1990 NFL Leaders in Receiving TDs

Player, Team, (Games)

- 13 1. Jerry Rice, SF, (16)
- 10 2. Andre Rison, Atl, (16)
- 9 3t. Calvin Williams, Phi, (16)
- 9 3t. Ernest Givens, Hou, (16)
- 9 3t. Eddie Brown, Cin, (14)

1992 NFL Leaders in Receiving TDs

Player, Team, (Games)

- 13 1. Sterling Sharpe, GB, (16)
- 11 2. Andre Rison, Atl, (15)
- 10 3t. Jerry Rice, SF, (16)
- 10 3t. Michael Haynes, Atl, (14)
- 9 3t. Ernest Givens, Hou, (16)

2005 NFL Leaders in Receiving TDs

Player, Team, (Games)

- 12 1t. Steve Smith Sr., Car, (16)
- 12 1t. Marvin Harrison, Ind, (15)
- 11 3t. Hines Ward, Pit, (15)
- 11 3t. Chris Chambers, Mia, (16)



Allen Robinson Notes



Familiar Faces



For the first time since 2018, **WR Allen Robinson** is a new guy in the locker room. However, that doesn't mean he came into this season not knowing anyone on the team. From 2016-2017, he and CB Jalen Ramsey wore the same jersey while they were both on the Jaguars.

After finishing the 2016 season 3-13, Robinson and Ramsey both contributed to a team that shocked the league, won 10 games, and made it to the AFC Championship game in 2017. Although Robinson tore his ACL Week 1 and ended up missing the rest of the season, he provided a veteran presence in the locker room and wide receiver's room.



Leonard Floyd is another familiar face for Robinson, as they both played for the Bears during the 2018 and 2019 seasons. During their time in Chicago, the Bears went a combined 20-12. During the 2018 season, the Bears won 12 games, the most since 2010, won the NFC North, and tied for third in the NFL for best record.

They led the Bears to the playoffs for the first time since 2010, but were eliminated by the Eagles in the Wild Card Round. Floyd helped lead the Bears defense to allow the fewest points (283) and Allen Robinson helped the Bears offense rank 8th in yards-per-target (8.82) while leading the team in receiving yards (754), targets (94) and receiving first downs (36).



In Good Hands



Over the past few years, **WR Allen Robinson** has established himself as one of the most elite catchers in the league. Since 2020, Robinson has only dropped four passes on 264 targets with a drop percentage of 1.5%.

Similarly, since 2017, Allen Robinson has dropped only nine passes with 323 receptions and 513 targets. His drop percentage of 1.8% in that time span ranks amongst the best in the league.

In 2021, Robinson dropped two passes all season long, ranking among the league leaders and first on the Bears (with at least 25 targets). He also recorded a drop percentage of 3% which was among the lowest in the league.

In 2020, Robinson dropped three passes with a drop percentage of 2%. Compared to over 500 eligible receivers, Robinson ranked 30th in the league in drops.

During his 2018 campaign, Robinson once again had only three drops and ranked towards the top of the league in drop percentage (3.2%).



Goin' Streaking



Since entering the league in 2014, **WR Allen Robinson** has been one of the most elite route runners in the NFL. The sure-handed Robinson has recorded at least one catch in all 109 career games, the second-longest active streak in the NFL behind DeAndre Hopkins (140).

He has three 1,000-yard seasons (2015, 2019, 2020) and led the league with 14 touchdowns in his second year. Robinson also had the longest reception in the league that season (90 yards).

Amongst active players, Robinson ranks 18th in receptions with 524, 19th in the NFL in receiving yards with 6,701, and 20th in touchdowns with 42, four behind teammate WR Cooper Kupp who ranks 18th with 46.

2019 and 2020 were career years for Robinson. In 2019, he ranked 5th in first downs (63), 7th in receptions (98), 14th in yards (1,147) and 12th among WR in broken tackles (5). During his 2020 campaign, Robinson ranked 6th in receptions (102) and 9th in receiving yards (1,250).



We Are



There were 36 players on Week 1 rosters that came from Penn State. That is eighth most in the country and third in the Big Ten. The Rams currently have three former Nittany Lions on their roster (**WR Allen Robinson**, DB Nick Scott, and DB Grant Haley).

During ARob's time in State College (2011-2013), the Nittany Lions went a combined 24-13, with a loss in the 2011 Ticket City Bowl to the Houston Cougars.

While Robinson never played a game with either in college, Scott and Haley were apart of the same recruiting class (2014) and played together from 2014 to 2017. While together in Happy Valley, Scott and Haley led Penn State to a combined record of 36-17 with four Bowl Game appearances. They won the 2014 Pinstripe Bowl against the Boston College Eagles and the 2017 Fiesta Bowl, beating the Washington Huskies.





Van Jefferson Notes



Yards Per Reception



Since entering the league, **WR Van Jefferson** has been spectacular in maximizing his yards per catch. His 14.81 yards per catch from 2020-2021 had him ranked eighth amongst receivers and ninth overall. During that stretch, Jefferson had 69 receptions and was first on the Rams in yards per catch amongst receivers with over 10 receptions.

In 2021, Jefferson ranked sixth in the NFL and led the Rams receiving corps, among receivers with over 10 targets, with 16.04 yards per reception and was second in receiving yards with 802, behind only Cooper Kupp (1,947).

During the 2021 Divisional Round of the playoffs, Jefferson ranked ninth overall and seventh amongst all receivers playing with 14.5 yards per catch.

In 2020, Jefferson ranked second amongst Rams receivers with 11.58 yards per reception, trailing Josh Reynolds (11.88).



Van the Man



Since entering the NFL in 2020, **WR Van Jefferson** has been one of the most consistent wide receivers in the league. Over the last three seasons, Jefferson has accumulated 1,049 yards on 72 catches and eight touchdowns. During that time, Jefferson ranks ninth in the league in air yards per target among receivers with over 120 targets (13.3).

In 2021, he had 802 yards, ranking him in the top-50 in the NFL. His six touchdowns had him ranked 25th.

When he was targeted last season, quarterbacks had a passer rating of 104.2 and only had one interception on 89 targets. Jefferson also had the fifth-longest reception of the season and the longest of his career with a 79-yard touchdown against the Packers in Week 12.

Jefferson scored his first touchdown of the season against the Cardinals in Week 10. He caught all three passes thrown his way and finished with 27 yards.



Taking Care of the Ball



WR Van Jefferson knows how to take care of the ball. Since 2020, Jefferson has no fumbles lost. Additionally, in 2020, he had only two drops on 31 targets, putting him behind only RB Cam Akers for least drops on the Rams.



SEC



At the start of the 2022 regular season, the SEC has produced the most current NFL players with 369 players on rosters hailing from SEC schools. The Rams currently have nine players on the roster who attended five SEC schools. Alabama leads the NFL with 55 rostered players, however Georgia leads all SEC schools on the Rams with three former Bulldogs (QB Matthew Stafford, LB Leonard Floyd, and DB Derion Kendrick) on the roster. **WR Van Jefferson** attended two SEC schools. He started out at Ole Miss, then transferred to Florida for his final two seasons.

- WR Van Jefferson- Ole Miss (2015-2017) and Florida (2018-2019)
- WR Brandon Powell- Florida (2014-2017)
- QB Matthew Stafford- Georgia (2006-2008)
- LB Leonard Floyd- Georgia (2013-2015)
- DB Derion Kendrick- Georgia (2021)
- LB Terrell Lewis- Alabama (2017-2019)
- DT A'Shawn Robinson- Alabama (2013-2015)
- LB Ernest Jones- South Carolina (2018-2020)
- DT Bobby Brown III- Texas A&M (2018-2020)

During his time in SEC country, Jefferson recorded 175 catches for 2,159 yards and 16 touchdowns. In his combined two seasons in Gainesville, Jefferson led the Gators in receiving yards (1,160) and receptions (84).



The Rams also have six coaches who have worked or played at six SEC schools.

- Offensive Assistant Jake Peetz- Alabama (2013,2018) and LSU (2021)
- Special Teams Assistant Jeremy Springer- Texas A&M (2015-2017)
- Assistant Head Coach/Tight Ends Coach Thomas Brown- Georgia(2004-2007, 2011, 2015) South Carolina (2019)
- Offensive Assistant Nick Jones- Georgia (2010-2011)
- Offensive Coordinator Liam Coen- Kentucky (2021)
- Defensive Backs Coach Jonathan Cooley- Kentucky (2015-2016)





Offensive Line Notes



Getting Theirs and Protecting Ours

The Rams finished the 2021 regular season tied for sixth in the NFL in least sacks allowed with 31. The Rams started the same five linemen 13 out of their 17 games played, only deviating in Weeks 8, 14, 15 and 16.

Least Sacks Allowed by Team in 2021

Team, (Games Played)	Sacks Allowed
1. Tampa Bay Buccaneers, (17)	23
2. Buffalo Bills, (17)	27
3t. New England Patriots, (17)	28
3t. Kansas City Chiefs, (17)	28
5. Minnesota Vikings, (17)	30
6t. Los Angeles, (17)	31
6t. Philadelphia Eagles, (17)	31
6t. Los Angeles Chargers, (17)	31

In Carberry We Trust

In Week 6 of the 2022 season against Carolina, the Rams offensive line only allowed 1.0 sack and eight pressures on 34 dropbacks. This is the third fewest pressures allowed this season and tied for fewest sacks given up.

The last time they allowed 1.0 sack was in Week 2 of the 2022 season against Atlanta where the Rams offensive line only allowed 1.0 sack on 37 dropbacks. They also allowed only two pressures on 36 pass-blocking snaps in Week 2 against the Falcons. **OT Rob Havenstein, OG David Edwards, OL Coleman Shelton and OL Alaric Jackson** all combined for zero pressures allowed against the Falcons.

Alaric Jackson was the fourth highest graded left tackle in Week 6 according to PFF (86.1). This is a career high rating for Jackson. He finished the game against the Panthers not allowing a single sack, hurry, or pressure. So far this season, Jackson hasn't allowed a single sack and has only allowed 11 pressures on 305 snaps. This is fewest on the Rams among offensive linemen with at least 250 snaps.

Center of Attention

OC Brian Allen has started on the offensive line every game he has played since Week 1 of 2019. In his 29-regular season starts, he has allowed on 10.0 sacks and 49 pressures, while being beaten only 23 times (according to PFF).

2021 was a career year for Allen. On 876 snaps, he allowed only 5.0 sacks and 20 pressures. According to PFF, Allen had an 80.2 overall grade with an 87.4 run blocking grade. Last season, Allen was also a in top-10 graded center with a 74.8 overall grade.

This season, Brian Allen ranks 18th among centers in the NFL (according to PFF), but has only played in four games. He has the fourth-highest run block grade (71.7) on the Rams. During that time, he has allowed just nine pressures and 4.0 sacks on 237 snaps.



A Clean #9 Jersey

The Rams were within the NFL's top five ranks in least sacks allowed and least sack yards allowed through the first seven weeks of the 2021 season.

Least Sacks Allowed Through Week 7 of 2021

Team	Sacks Allowed
1. Los Angeles	7
2. Buffalo Bills	8
3. Four Teams Tied: Atl, Dal, Min, TB	9

Least Sack Yards Allowed Through Week 7 of 2021

Team	Sacks Yards Allowed
1. Buffalo Bills	47
2. Dallas Cowboy	56
3. Washington Commanders	57
4. Pittsburgh Steelers	59
5t. Los Angeles	60
5t. San Francisco 49ers	60
5t. Jacksonville Jaguars	60



Thou Shall Not Sack

The Los Angeles Rams offensive line did not allow a sack last season during Week 4 against Arizona and Week 16 at Minnesota. They allowed just one sack on seven occasions, Week 1 vs. Chicago, Week 2 at Indianapolis, Week 3 vs. Tampa Bay, Week 5 at Seattle, Week 7 vs. Detroit, Week 8 at Houston, and Week 13 vs. Jacksonville.

2021 Games Without Allowing a Sack

Week, Opponent	Result
Week 4, Arizona	L, 37-20
Week 16, Minnesota	W, 30-23

LA had two games during the 2020 regular season where they didn't allow a sack. The Rams kept QB Jared Goff from absorbing a sack for the first time in the 2020 season in a Week 6 contest at San Francisco. Against a strong Tampa Bay defensive line that would go on to win the Super Bowl, LA kept their QB clean for the second time all season while he attempted 51 passes in their Week 11 matchup.

2020 Games Without Allowing a Sack

Week, Opponent	Result
Week 6, San Francisco	L, 24-16
Week 11, at Tampa Bay	W, 27-24

In six separate games during the 2019 season, LA's offensive line had a clean sheet, including both contests against its NFC West foes the Seattle Seahawks and once against the San Francisco 49ers.

2019 Games Without Allowing a Sack

Week, Opponent	Result
Week 5, Seattle	L, 30-29
Week 7, Atlanta	W, 37-10
Week 8, Cincinnati	W, 24-10
Week 11, Chicago	W, 17-7
Week 14, Seattle	W, 28-12
Week 16, San Francisco	L, 34-31

Since sacks became an official statistic in 1960, 2019 was the first season in franchise history the Rams had six games without allowing a sack.

2010-2021: Reg. Season Games Without Allowing a Sack

Season	Games Without a Sack
2021	2
2020	2
2019	6
2018	2
2017	2
Total	14

In both the Week 3 and 6 matchups against the Cardinals and Panthers the Rams offensive line allowed only one sack.



Rams Defensive Team Notes



Morris Code



With the addition of Defensive Coordinator Raheem Morris last offseason, the Rams adopted a new defensive code. Morris measures the success of his defense with "Make-A-Difference" (M.A.D.) plays. M.A.D. plays are measured by making interceptions, forcing and recovering fumbles, and other momentum-shifting plays. Winning the turnover battle through M.A.D. plays is the Rams' code to success.



Defensive Coordinator Raheem Morris

This season, the Rams defense ranks second in the NFL in opponent first downs per game (16.9) and in goal-to-go efficiency (53.8%), second in defensive rush success rate (67.8%) and third defensive total rush EPA (expected points added) (34.06). Morris' unit holds opponents to a 47.8% red zone efficiency rate, which ranks fourth-best in the NFL.

During the 2021 season that culminated with a Super Bowl championship, the Rams averaged 1.5 turnovers a game and recorded 25 during the regular season. Under Morris' leadership, the Rams defense featured three players (Aaron Donald, Leonard Floyd and Von Miller) that ranked in the top 20 in sacks. Additionally, Morris' defensive unit ranked third in sacks with 50 and fifth in tackles for loss with 85 during the regular season.

Last season, the Rams defense ranked sixth in the NFL in opponent rushing yards per game (103.2), sixth in opponent rush yards (1,754), and fifth in yards per rush (3.96). Morris' unit held opponents to a 51.8% red zone efficiency rate, which ranked eighth-best in the NFL. The Ram's secondary ranked fifth-best in the NFL in opponent passer rating (83.8) and third in interceptions (19). Morris led the secondary to finish second in the NFL with 17 opponent passing touchdowns allowed and a 0.89 opponent pass



First Quarter Focus



The Rams have been focused in the first quarter during the 2021 and 2022 regular seasons. In three of the first eight games of the 2022 season, the Rams didn't allow any points in the first quarter. Through a 20-game span, only the Lions (10) and 49ers (14) have scored more than seven points in the first quarter against the Rams.

A redzone interception on the first drive of the season kept the Chicago Bears scoreless. The following two drives for the Bears ended after failed conversions on fourth-and-four each time. Week 2 was another scoreless first quarter for the Rams D. In Week 3, the Buccaneers were forced to punt three straight times. Week 4, the defense finally allowed a second drive touchdown to Cardinals QB Kyler Murray and the Arizona Cardinals, breaking the season-long first quarter scoreless streak for the Rams. Week 5 in Seattle both teams were shutout in the first quarter. When the Rams traveled to New York for Week 6, the Giants were able to get a field goal to start the game, but no points followed. Week 7 saw the Lions get a first drive TD after Lions RB D'Andre Swift broke off a screen for a 63-yard score. Then after a recovered onside kick a Lions FG followed on the second drive. Week 8 saw the Rams shutout Houston until the fourth quarter. In Week 9, Tennessee was shutout in the first quarter. In Week 10, San Francisco scored two first-quarter touchdowns. After the bye, Green Bay scored one TD in the first quarter. The Rams kept Jacksonville scoreless in the first quarter during Week 13. While in Arizona, the Rams held the Cardinals to three points in the first quarter. After being postponed until Tuesday, the Rams dialed in and did not allow the Seahawks to score in the first quarter in Week 15. In a Week 16 victory over the Vikings, the Rams held their opponent to zero points in the first quarter. Week 17 brought a Ravens interception returned for a touchdown in the first 15 minutes of play. In the season finale, the Rams held the 49ers to zero points in the first quarter.

Opponents Scoring Three or Fewer First-Quarter Points 2021-2022 Regular Season

Week, Team	1st Quarter Points
2022 Week 10, Arizona	3
2022 Week 9, Tampa Bay	3
2022 Week 8, San Francisco	0
2022 Week 6, Carolina	3
2022 Week 3, Arizona	0
2022 Week 2, Atlanta	0
2021 Week 18, San Francisco	0
2021 Week 16, Minnesota	0
2021 Week 15, Seattle	0
2021 Week 14, Arizona	3
2021 Week 13, Jacksonville	0
2021 Week 9, Tennessee	0
2021 Week 8, Houston	0
2021 Week 6, New York Giants	3
2021 Week 5, Seattle	0
2021 Week 3, Tampa Bay	0
2021 Week 2, Indianapolis	0
2021 Week 1, Chicago	0





Rams Defensive Team Notes



Sack Monster



DT Aaron Donald is no stranger to the spotlight. So far this season, he has racked up a team-high 5.0 sacks. This is most by any player on the Rams. Last season, Donald (12.5) and OLB Leonard Floyd (9.5) were amongst the top 20 in terms of sacks.

For his career, Donald is in the top-10 active NFL sack leaders all-time with 103.0 and is the Rams all-time sack leader. With 1.0 sack against the Buccaneers in Week 9, he moved to 34th all-time in regular season sacks (since sacks became an official stat in 1982).

Active NFL Sacks Leaderboard

Player	Team	Sacks
1. Von Miller	Buffalo Bills	123.5
2. Cameron Jordan	New Orleans Saints	112.5
3. Justin Houston	Baltimore Ravens	110.5
4. Chandler Jones	Arizona Cardinals	108.0
5. J.J. Watt	Arizona Cardinals	107.5
6. Aaron Donald	Los Angeles	103.0
7. Robert Quinn	Chicago Bears	102.0
8. Carlos Dunlap	Seattle Seahawks	100.0
9. Calais Campbell	Baltimore Ravens	97.0
10. Jason Pierre-Paul	Baltimore Ravens	92.5

Donald is 7.0 sacks away from becoming the fourth player since 1982 — when sacks became an official stat — with 110 sacks in his first nine seasons. He would join DE Jared Allen and OLB DeMarcus Ware, each with 117, and DE Reggie White (137).

Last season, Donald joined Lawrence Taylor as the only players to be named Defensive Rookie of the Year, Defensive Player of the Year multiple times, first-team All-Pro five times and also win a Super Bowl.



Not Missing A Beat



Last season, the Rams ranked tied for 18th in the league in fewest missed tackles with 139 (according to PFF). This season however, they have taken great strides to improve this rating. The Rams now rank third in the league in fewest missed tackles with 56.

Missed Tackles

Team	Tackles	Missed Tackles
1. New England Patriots	598	50
2. San Francisco 49ers	572	52
3. Los Angeles Rams	601	56
4. Cincinnati Bengals	558	57
t-5. Minnesota Vikings	618	63
t-5. Pittsburgh Steelers	592	63
t-7. Washington Commanders	594	64
t-7. New York Giants	555	64
9. Indianapolis Colts	674	66
10. Tampa Bay Buccaneers	641	69

They also have 121 players on the roster with more than 10 tackles and three or fewer missed tackles (according to PFF).

Missed Tackles (Players with at least 10 tackles)

Player (Position)	Tackles	Missed Tackles
t-1. Bobby Wagner (LB)	73	1
t-1. Troy Hill (DB)	22	1
t-1. Marquise Copeland (DT)	14	1
t-1. Terrell Lewis (LB)	13	1
t-5. Aaron Donald (DT)	42	2
t-5. Jordan Fuller (DB)	11	2
t-7. Jalen Ramsey (DB)	44	3
t-7. Taylor Rapp (DB)	42	3
t-7. Leonard Floyd (LB)	35	3
t-7. Derion Kendrick (DB)	28	3
t-7. Grant Haley (DB)	11	3



Making a Difference Early



In Week 2 against the Atlanta Falcons, **DB Cobie Durant** became the first Rams rookie, and eighth player in NFL history, to record a sack and interception in the same game and within their first two NFL games.

Year	Position	Player	Team
2022	DB	Cobie Durant	LAR
2022	LB	Travon Walker	JAX
2017	LB	T.J. Watt	PIT
2017	LB	Tyus Bowser	BAL
2015	LB	Kyle Emanuel	LAC
2000	LB	Julian Peterson	SF
1996	LB	Kevin Hardy	JAX
1987	DB	Charles Glaze	SEA
1983	DB	Bill Bates	DAL



Getting Home



The Rams are no stranger to forcing pressure to opposing quarterbacks. Last season, the defense ranked in the top 20 in sacks and ranked third in sacks with 50.0 and fifth in tackles for loss with 85.

This season, the Rams have two players in the top-10 in the NFL in time to pressure (among defensive players with at least seven pressures). **LB Bobby Wagner** ranks third amongst defensive players, averaging 2.02 seconds to pressure the quarterback while **DT Aaron Donald** ranked tied for sixth, averaging 2.11 seconds to apply pressure to opposing quarterbacks. Wagner ranks second amongst linebackers, while Donald ranks second amongst defensive linemen.

Time to Pressure (with at least seven pressures)

Player (position)	Team	Time to Pressure
1. Jonas Griffith (LB)	Denver Broncos	1.87s
2. Ross Blacklock (DL)	Minnesota Vikings	1.99s
3. Bobby Wagner (LB)	Los Angeles Rams	2.02s
4. Xavier McKinney (DB)	New York Giants	2.06s
5. Dennis Gardeck (LB)	Arizona Cardinals	2.10s
t-6. Aaron Donald (DT)	Los Angeles Rams	2.11s
t-6. Isaiah Thomas (DL)	Cleveland Browns	2.11s
8. Drue Tranquill (LB)	Los Angeles Chargers	2.15s
9. Jordan Hicks (LB)	Minnesota Vikings	2.17s
t-10. Johnathan Abram (DB)	Green Bay Packers	2.20s
t-10. Foye Oluokun (LB)	Jacksonville Jaguars	2.20s
t-10. Derwin James (DB)	Los Angeles Chargers	2.20s



Rams Defensive Team Notes



Red Zone Ratings



FUMBLE!



Stopping teams in the red zone is key for a defense, and few defenses do it better than the Rams. This season, the Rams rank second in opponents red zone touchdowns allowed and fourth in opponents red zone efficiency (opponent redzone touchdowns/opponent red zone trips).

Team	Opponent Red Zone Touchdowns 2022	RZTD
1.	Denver Broncos	6
2.	Los Angeles Rams	11
t-3.	Dallas Cowboys	12
t-3.	Buffalo Bills	12
t-5.	Tennessee Titans	13
t-5.	San Francisco 49ers	13
t-5.	New York Giants	13

Team	Opponent Red Zone Efficiency 2022	RZEFF
1.	Denver Broncos	28.6%
2.	New York Giants	38.2%
3.	Buffalo Bills	44.4%
4.	Los Angeles Rams	47.8%
5.	New Orleans Saints	48.3%



Stopping the Run



Last season, the Rams defense saw 443 rushing attempts through 18 weeks of play. Rams opponents averaged 3.96 yards per rushing attempt in the regular season, fifth fewest in the NFL. They also finished sixth in the league in opponent rushing yards per game during the regular season.

Team	Opponents Rush Yards per Rush Attempt 2021	Yd/Rsh
1.	New Orleans Saints	3.73
2t.	Seattle Seahawks	3.80
2t.	Baltimore Ravens	3.80
4.	Tennessee Titans	3.91
5.	Los Angeles Rams	3.96

This season, the Rams are continuing their dominance against the run, ranking tied for third in yards allowed per rushing attempt (3.95).

Team	Opponents Rush Yards per Attempt 2022	Yd/Rsh
1.	San Francisco 49ers	3.43
2.	Indianapolis Colts	3.79
t-3.	Los Angeles Rams	3.95
t-3.	Tennessee Titans	3.95
5.	New York Jets	4.04



Turnovers are key for any defense, and the Rams force fumbles at an elite rate. This season, the Rams have forced seven fumbles, tied for 10th most in the NFL.

Team	Forced Fumbles in 2022	FF
1.	Seattle Seahawks	13
2.	Dallas Cowboys	11
t-3.	Denver Broncos	10
t-3.	New York Giants	10
t-5.	Baltimore Ravens	9
t-5.	Arizona Cardinals	9
t-5.	Philadelphia Eagles	9
t-8.	Tennessee Titans	8
t-9.	New England Patriots	8
t-10.	Los Angeles Rams	7

The Rams rush defense has been forcing fumbles at an amazing rate, forcing a fumble every 73 rushes, which puts them at fifth in the NFL in fumbles forced per rushing attempt.

Team	Opponent Rushes per Fumble in 2022	Rsh/Fb
1.	Chicago Bears	50.67
2.	Seattle Seahawks	50.83
3.	Arizona Cardinals	62.25
4.	Tennessee Titans	64.67
5.	Los Angeles Rams	73.00



3 and Out



This season, there has been an increase in three-and-outs forced by defenses compared to last season. This year, 32.1% of drives have ended in a three-and-out, compared to last year (31.3%). This season, the amount of three-and-outs (1,044) have increased compared to last year through Week 10 (1,002). The Rams are tied for eighth in opponent three-out-out conversion percentage (37.0%), improving from last year where they ranked 22nd (29.3%).

Team	2022 Opponents 3 and Out Conversion Percentage	3OUT%
1.	Denver Broncos	40.6%
2.	Tampa Bay Buccaneers	40.5%
3.	San Francisco 49ers	39.8%
4.	Green Bay Packers	38.1%
5.	New England Patriots	37.9%
6.	Indianapolis Colts	37.7%
7.	Los Angeles Chargers	37.4%
t-8.	Los Angeles Rams	37.0%
t-8.	Philadelphia Eagles	37.0%
10.	Cleveland Browns	35.4%

On top of that, the Rams are tied for 14th in the number of opponent three-and-out conversions (34), improving from last season where they finished the season ranked 22nd with 53.



Rams Defensive Notes



On the Rise



This season, the Rams rank among the best in the NFL against the rush. According to PFF, they rank best in the league against the run with a grade of 86.4, and are led by **LB Ernest Jones**. Jones has established himself this season as a top linebacker in the NFL and elite against the run. PFF has him as the 16th-highest graded linebacker this season with a grade of 73.7. Jones, however, earns his keep against the run.

Jones is the seventh-highest graded linebacker against the run with a 79.0 grade this season. He ranks fourth among Rams defenders and second among linebackers against the run. Jones also ranks second on the Rams in tackles causing an unsuccessful play for the offense with 25 (according to PFF).

36 of his 67 tackles this season have been against the run, as opposed to 2021 where he had 24 for the entire season. He also has missed only three tackles all season when opponents are rushing the ball.



Fast and Furious



LB Bobby Wagner has made a career out of being a menace to opposing quarterbacks. This season, Wagner is getting to the quarterback at an elite rate. He has registered 3.0 sacks on eight pressures, but he is making an impact faster than most.

It is taking Wagner an average of 2.27 seconds to record a sack. Among defensive players with at least 2.0 sacks, this ranks fifth fastest in the NFL and second fastest amongst linebackers. He sits just 0.2 seconds behind Rams **DB Jalen Ramsey** (2.25).

Time to Sack (with at least 2.0 sacks)			
Player (position)	Team	T2Sk	
1. Anthony Nelson(LB)	Tampa Bay Buccaneers	2.15	
2. L'Jarius Sneed (DB)	Kansas City Chiefs	2.18	
3. Jalen Ramsey (DB)	Los Angeles Rams	2.25	
4. Bobby Wagner (LB)	Los Angeles Rams	2.27	
5. Myjai Sanders (LB)	Arizona Cardinals	2.45	



King of the Hill



DB Troy Hill was a staple of the Rams secondary from 2015-2020. During that stretch, he registered 208 tackles (165 solo), and ranked eighth on the team and third amongst defensive backs. He had seven interceptions, ranking third on the Rams, and led the way with three defensive touchdowns. He allowed a 58.9% completion percentage, which ranked third amongst defensive backs on the Rams with more than 100 targets and allowed a 68.8 passer rating when he was the primary defender. Now in his second stint with the team, Hill is picking up right where he left off.

Despite missing four games with injury, Hill has made 22 tackles this season with only one missed tackle (according to PFF). He picked up his eighth career interception against the Bills in Week 1 and is allowing just a 66.7% completion percentage when he is the primary defender. This ranks third on the Rams among defensive backs with at least 20 targets. Hill ranks second among defensive backs on the Rams, and 21st in the NFL, in PFF coverage grade (71.6).



The Magnificent 7



The front seven on the defense are the backbone to any football team, but the Rams front seven are among the elite of the elite. Five players in the front seven for the Rams have a top-40 player grade according to PFF.

Rams Front Seven PFF Player Ranking

Player (Position)	Rank
1. Bobby Wagner (LB)	1st of 82
2. Aaron Donald (DT)	4th of 124
3. Ernest Jones (LB)	16th of 82
4. Marquise Copeland (DT)	32nd of 124
5. A'Shawn Robinson (DT)	39th of 124

The front seven has shown up in a big way against the run. They rank second in defensive rush success rate (67.8%) and third in defensive total rush EPA (expected points added) (34.06). According to PFF, the Rams run defense is the best in the NFL with a 86.4 grade.





Aaron Donald Notes



Donald Dominates QBs



DT Aaron Donald has amassed 103.0 sacks through 136 regular season games played. Donald has been terrorizing the NFC West since entering the league in 2014. Of Donald's 103.0 sacks, 15.0 of them have come against Broncos (and former Seahawks) QB Russell Wilson. Donald had a career-high 4.0 sacks in a single game came against the 49ers in a 2018 contest, and again in a 2020 contest at Washington.

Total Career Sacks By Quarterback, 2014-2022 Regular Season

No.	Quarterback	Last Time Sacked
15.0	Russell Wilson	Dec. 21, 2021 vs. Seattle
6.5	Kyler Murray	Sep 26, 2022 at Arizona
6.0	Matthew Stafford	Dec. 2, 2018 at Detroit
4.0	C.J. Beathard	Oct. 21, 2018 at San Francisco
3.5	Kirk Cousins	Dec. 26, 2021 vs. Minnesota
3.5	Jimmy Garoppolo	Dec. 21, 2019 at San Francisco
3.5	Carson Palmer	Oct. 22, 2017 vs. Arizona
3.0	Cam Newton	Dec. 10, 2020 vs. New England
3.0	Alex Smith	Oct. 11, 2020 at Washington
3.0	Josh Rosen	Dec. 23, 2018 at Arizona
2.0	Tom Brady	Nov. 6, 2022 at Tampa Bay
2.0	Cooper Rush	Oct. 9, 2022 vs. Dallas
2.0	Andy Dalton	Sept. 12, 2021 vs. Chicago
2.0	Nick Mullens	Nov. 29, 2020 vs. San Francisco
3.0	Josh Allen	Sept. 8, 2022 vs. Buffalo
2.0	Matt Ryan	Oct. 20, 2019 at Atlanta
2.0	Patrick Mahomes II	Nov. 19, 2018 vs. Kansas City
2.0	Aaron Rodgers	Oct. 28, 2018 vs. Green Bay
2.0	Blaine Gabbert	Dec. 3, 2017 at Arizona
2.0	Drew Brees	Nov. 26, 2017 vs. New Orleans
2.0	Colin Kaepernick	Sept. 24, 2016 vs. San Francisco
2.0	Josh McCown	Oct. 25, 2015 vs. Cleveland
1.5	Davis Mills	Oct. 31, 2021 at Houston
1.5	Jay Cutler	Nov. 15, 2015 vs. Chicago
1.0	Trevor Lawrence	Dec. 5, 2021 vs. Jacksonville
1.0	Ryan Tannehill	Nov. 7, 2021 vs. Tennessee
1.0	Daniel Jones	Oct. 17, 2021 vs. New York Giants
1.0	Tua Tagovailoa	Nov. 1, 2020 at Miami
1.0	Kyle Allen	Oct. 11, 2020 at Washington
1.0	Dak Prescott	Sept. 13, 2020 vs. Dallas
1.0	Chase Daniel	Nov. 17, 2019 vs. Chicago
1.0	Mitchell Trubisky	Nov. 17, 2019 vs. Chicago
1.0	Mason Rudolph	Nov. 10, 2019 at Pittsburgh
1.0	Baker Mayfield	Sept. 22, 2019 at Cleveland
1.0	Case Keenum	Oct. 14, 2018 at Denver
1.0	Tom Savage	Nov. 12, 2017 vs. Houston
1.0	Eli Manning	Nov. 5, 2017 at New York Giants
1.0	Blake Bortles	Oct. 15, 2017 at Jacksonville
1.0	Brian Hoyer	Sept. 21, 2017 at San Francisco
1.0	Joe Flacco	Nov. 22, 2015 at Baltimore
1.0	Ben Roethlisberger	Sept. 27, 2015 vs Pittsburgh
1.0	Drew Stanton	Dec. 11, 2014 vs. Arizona
1.0	Colt McCoy	Dec. 7, 2014 at Washington
1.0	Matt Schaub	Nov. 30, 2014 vs. Raiders
1.0	Philip Rivers	Nov. 23, 2014 at Chargers
1.0	Peyton Manning	Nov. 16, 2014 vs. Denver
0.5	Tyler Huntley	Jan. 2, 2022 at Baltimore
0.5	Jarrett Stidham	Dec. 10, 2020 vs. New England
0.5	Nick Foles	Oct. 26, 2020 vs. Chicago
0.5	Tyrod Taylor	Oct. 9, 2016 vs. Buffalo



Top Sacking Ram



Against Seattle in Week 5 of the 2021 season, **DT Aaron Donald** broke the record for career sacks in franchise history. Previously, former Rams DE Leonard Little held the record with 87.5 career sacks.

Rams Franchise Sack Leaders

Player	Sacks
1. Aaron Donald	103.0
2. Leonard Little	87.5
3. Kevin Greene	72.5



Talking Tackles For Loss



Rams **DT Aaron Donald** has used an explosive first step to make a living in opponent backfields since entering the league in 2014. Since the start of the 2014 season, Donald leads the league in tackles for loss, tallying 158 in 136 games played, including eight TFLs during the 2022 regular season.



During the 2020 regular season, Donald tallied 14 TFLs. Donald recorded a league-best 20 tackles for loss during the 2019 season. The Pitt product finished first in the NFL with 25 tackles for loss during the 2018 regular season. Donald posted 15 TFLs in 14 games during the 2017 season. The 15 TFLs was tied for the ninth-most that year and the most by an interior defensive lineman. Donald recorded a then career-high 22 tackles for loss in his second season in the NFL in 2015.

2014-2022 Regular Season NFL Leaders - Tackles for Loss

Player, Team	TFL
1. Aaron Donald, LA	158
2. Cameron Jordan, NO	123
3. Khalil Mack, Oak/Chi/LAC	114
4. J.J. Watt, Hou/Ari	112
5. Von Miller, Den/LA/Buf	108
6. Calais Campbell, Ari/Jax/Bal	101



Historically Fast



DT Aaron Donald became the 40th all-time player to reach 100.0 career sacks, since sacks became an official stat in 1982. On top of being the fastest defensive tackle to reach this milestone (130 games), he is the tenth fastest player all-time to join the 100.0 sack club.

Player	Games
1. Reggie White	96
2. Lawrence Taylor	106
3. DeMarcus Ware	113
4. Bruce Smith	115
5. J.J. Watt	120
6. Jared Allen	122
7. Von Miller	124
8. Chandler Jones	125
9. Leslie O'Neal	128
10. Aaron Donald	130



Aaron Donald Notes



Making the Grade



DT Aaron Donald has never earned a PFF grade below 90.0 over a full season and has been the league's best pass-rusher — at any position — since entering the NFL.

Season	PFF Overall Grade	PFF Grade Rank
2022	90.3	4th of 122
2021	93.6	1st of 144
2020	94.5	1st of 137
2019	93.6	1st of 123
2018	95.3	1st of 130
2017	94.0	1st of 133
2016	92.6	1st of 139
2015	92.9	1st of 140
2014	90.2	2nd of 144

Donald has graded over 90.0 in 50 of his 128 regular season games. He has 22 more 90.0-plus game grades than the next closest defender, Von Miller, who has played 23 more games. Donald owns the four best single-season PFF grades ever given to an interior defender and seven of the best eight.

He is the only interior rusher ever to record 100 or more quarterback pressures in a single season in the PFF era. Only three players have managed this feat, and the other two were edge rushers. Donald has tallied total 665 pressures since entering the league. The next closest defender (Cameron Jordan) is at 605, and the next interior lineman (Fletcher Cox) is at 520.

Donald has also averaged over 83 pressures a season since entering the NFL. Donald, J.J. Watt and Fletcher Cox are the only interior linemen in the PFF era to exceed that over one season. Going back to 2006, Donald owns six of the top nine single-season pressure totals among interior defensive linemen, including the top two.

Since 2014, Donald has been worth 5.27 wins above replacement, averaging out at 0.66 wins per season. No interior



Triple Crown



DT Aaron Donald became the third player in league history to win the Associated Press Defensive Player of The Year Award three times in their career, joining Hall of Fame LB Lawrence Taylor and DE J.J. Watt when he was with the Texans.

Most AP Defensive Play Of The Year Awards

Player (Years)	Times Won
1t. Aaron Donald (2017, 2018, 2020)	3
1t. Lawrence Taylor * (1981, 1982, 1986)	3
1t. J.J. Watt (2012, 2014, 2015)	3

* Denotes Pro Football Hall of Fame



A Race To The QB



Per NFL NextGen Stats, **DT Aaron Donald** posted the fifth-fastest sack during the 2020 regular season. In Week 5 against Washington, he clocked a then league-fastest 2.17 seconds from the snap to initial contact, despite being on the defensive line and a known target of double teams.

Total Time Elapsed Between Snap and QB Contact, 2020

Player, Team (Pos.)	Time Elapsed
1. Darius Leonard, Ind (MLB)	2.00 seconds
2. Haasan Reddick, Ari (OLB)	2.04 seconds
3. Antoine Winfield, TB (S)	2.06 seconds
4. Demarcus Lawrence, Dal (DE)	2.10 seconds
5. Aaron Donald, LA (DL)	2.17 seconds



Push 'Em Back, All (The) Time



In 2018, **DT Aaron Donald** broke Hall of Fame DE Michael Strahan's NFL record for total defensive sack yards in a single season.

Most Defensive Sack Yards in a Single Season (All-Time)	
Player, Year	Def. Sack Yards
1. Aaron Donald, 2018	183.5
2. Michael Strahan, 2001	177.5
3. Jason Taylor, 2002	162.5



Winning The WAR



Last year, according to PFF, **DT Aaron Donald** was worth a full win above replacement (WAR). This means that having Donald on the roster was worth one more win than if the Rams didn't.

There were a handful of players such as Packers DB Adrian Amos and Cowboys LB Micah Parsons who finished at roughly ½ a win. The second most valuable defensive interior lineman behind Donald was Steelers DT Cam Heyward, who posted a ⅓ win value.



Pass Rush King



From 2017-2021, **DT Aaron Donald** was double-teamed 1,586 times per ESPN's metrics-powered NFL Next Gen Stats (182/70% in 2021).

Despite that, he has the highest pass rush win rate amongst interior defensive lineman (27%). He also has still managed 98.0 sacks since entering the NFL in 2014, the most by any player.

Donald has won 22.2% of his pass-rush snaps since 2014, first among interior defenders with at least 1,000 pass-rush snaps. Second place, J.J. Watt, ranks second over that span at 18.9%.

He has either sacked or hit the quarterback 228 times since 2014, 22 more than second place over that period. No defensive lineman has more tackles for loss or no gain since 2014 than Donald, who has 115.

According to Cynthia Frelund, a data science expert for the NFL, in a 42-season sample, no player has been double- or triple-teamed more than Donald, who has received two or more blockers on a given play on 56.7% of his snaps. In that same 42-season sample, no player has ever generated a better pressure rate on plays when double- or triple-teamed. Donald is causing pressure at a rate of 15.6%.

Over that time period, edge rushers (and, remember, Donald is largely an interior rusher who can also play defensive end) were double- or triple-teamed at a rate no higher than 52% in any single game, and averaged 51.5%.

Before Donald, the best pressure rates from players who were consistently double- and triple-teamed were 14.2%, which was a tie between Taylor and White, and 13.8% from Bruce Smith.



Jalen Ramsey Notes



Top of His Class



DB Jalen Ramsey was the fifth pick in the 2016 NFL Draft. He was the first defensive back to be taken off the board as well.

Since the 2016 NFL Draft, only three defensive backs have been named to the first team All-Pro team. Ramsey and Titans DB Kevin Byard were the first defensive backs from their draft class to be on the first team in 2017. This past season, Ramsey received his third first team All-Pro nomination which is the most amongst his fellow defensive backs in the same draft class.



DB Jalen Ramsey during the 2016 Draft

Most 1st Team All-Pro Nominations of DBs in 2016 Draft

Player (Years)	Times Nominated
1. Jalen Ramsey (2017, 2020, 2021)	3
2. Kevin Byard (2017, 2021)	2
3. Xavien Howard (2020)	1

Ramsey is also the only defensive back selected to the Pro Bowl in each of the last five seasons.



Oh Snap



Since being drafted in 2016, **DB Jalen Ramsey** has played in 100 games. In those 100 games, Ramsey has played 6,123 defensive snaps. This ranks third in defensive snaps played from defensive backs drafted in 2016. He has generated 1.37 PFF Wins Above Replacement (PFF WAR) in his first two full seasons with the Rams, which made him the NFL's most valuable cornerback over that span. No other cornerback even crossed the 1.0 WAR mark

Most Defensive Snaps of DBs in 2016 Draft

Player (Years)	Snaps
1. Kevin Byard, Ten	6,327
2. James Bradberry, Car/NYG/Phi	6,317
3. Jalen Ramsey, JAX/LA	6,123
4. Vonn Bell, NO/Cin	5,644
5. Justin Simmons, Den	5,330



Rams(ey) Speed



Research shows that rams can maintain a speed of 15 miles per hour when running uphill. Some even clock a speed of 20 miles per hour when charging. In the 2016 NFL Combine, **DB Jalen Ramsey** clocked a 4.41 in the 40-yard dash. When converting this time to miles per hour, Ramsey ran approximately at 19 miles per hour. Ramsey had one of the fastest 40-yard dash times during the 2016 NFL Combine.



Making a Splash



DB Jalen Ramsey has five interceptions in the fourth quarter since he joined the Rams in 2019, and his highest per-quarter number of tackles on pass plays (41) is in the fourth. He's deflected 14 passes in the fourth quarter in that time, second-highest to his 15 third-quarter deflections.

In the fourth quarter of games, Ramsey makes a "splash play" every 39.5 snaps, which ranks No. 25 among all defensive backs who have played 3,500 or more snaps since 2018 (including playoffs). TruMedia defines "splash plays" as inclusive of sacks, tackles for loss, pressure leading to a throwaway, interceptions/forced fumbles/pass breakups/fumble recoveries and third or fourth-down stops. The majority of the players who rank ahead of Ramsey are safeties.

In the last eight minutes of games since 2018, Ramsey has made a "splash play" every 29.6 snaps and has five interceptions (three in the last five minutes of regulation), two tackles for loss, 11 pass breakups, and three stops on third or fourth down. This ranks No. 12 among all defensive backs who have played 3,500 or more snaps since 2018 (including playoffs).

During a 65-game stretch from 2017-2021, Ramsey did not allow a single explosive passing touchdown, according to Next Gen Stats. Explosive plays are passing plays that gain 20+ yards or rushing plays that gain 10+ yards.



Wrecking Havoc



Not only is **DB Jalen Ramsey** flying around the field making tackles, but he is also creating opportunities for his team to take control of the game. With receivers and running backs whizzing by, it is difficult for defensive backs to force a fumble. Ramsey has forced six fumbles in his career, which is third amongst other defensive backs that have been playing as long as he has.

DBs from 2016 Draft Leaders - Forced Fumbles

Player, Team	FF
1. Vonn Bell, NO/Cin	14
2. Keanu Neal, Atl/Dal/TB	8
3. Jalen Ramsey, JAX/LA	6
t-4. James Bradberry, Car/NYG/Phi	4
t-4. Xavien Howard, Mia	4
t-4. Anthony Brown, Dal	4
6. Kevin Byard, Ten	3
t-7. Eli Apple, NYG/NO/Car/Cin	3
t-7. Kendall Fuller, Was/KC/Was	2
t-7. Ryan Smith, TB/LAC/Ind	2
t-7. Vernon Hargreaves III, TB/Hou/Cin	2
t-7. Juston Burris, NYJ/Cle/Oak/Cle/Car	2

Ramsey has been marked as a special player for a multitude of reasons. One of those reasons is he is always there when a play needs to be made. Jalen has recorded above a 70.0 PFF grade in every year of his career, allowing a passer rating of only 78.0 with targets his direction. Ramsey is the only defensive back with an 80.0-plus coverage PFF grade from the slot and outside since 2020. Ramsey has 16-career interceptions, which ranks fifth in the NFL among defensive backs drafted in 2016.

DBs from 2016 Draft Leaders - Interceptions

Player, Team	INT
1. Xavien Howard, Mia	27
2. Kevin Byard, Ten	24
3. Justin Simmons, Den	22
4. James Bradberry, Car/NYG/Phi	18
5. Jalen Ramsey, JAX/LA	16

Since Ramsey made his debut with the Rams in 2019 Week 7, he has allowed a passer rating of 63.6.



Bobby Wagner Notes



Defense Wins Championships



For ten seasons, **LB Bobby Wagner** was a force in the NFC West, winning three divisional titles, two NFC Championships and a Super Bowl with the Seattle Seahawks. Wagner signed a five-year, \$50M deal with the Rams this offseason.

He joined a stacked defense with DT Aaron Donald, CB Jalen Ramsey, and LB Ernest Jones that ranked eighth in red zone defense, fifth in sacks, and seventh in interceptions last season.

Last season, Bobby was the leader of the fourth-best red zone defense in the league, allowing only 31 touchdowns on 61 possessions, and he is continuing that red zone dominance with the Rams.



In a League of His Own



LB Bobby Wagner has been one of the NFL's best linebackers since he came into the league in 2012. Having played a combined 10,634 regular season and postseason snaps in his career, Bobby ranks second in combined defensive snaps played since 2012.

In his ten years in the league, Bobby has made the Pro Bowl eight consecutive times. He ranks eighth amongst active players in selections and is tied with teammate Aaron Donald. He also shares the lead for Pro Bowl selections amongst linebackers with Buffalo's Von Miller.

Wagner is one of the highest-valued players in the league. According to Pro Football Reference's Approximate Value (AV), Wagner ranks tied for eighth amongst active players with an AV of 137. AV is calculated using games played, games started, sacks, fumble recoveries, interceptions, defensive touchdowns, and tackles:

$$AV = [(games\ played) + 5*(games\ started) + sacks + 4*(fumble\ recoveries) + 4*(interceptions) + 5*(defensive\ TDs) + (tkl_constant)*(tackles)] + (all_pro_bonus)]$$

The formula is used with (tkl_constant)= 0.6 if the player is a defensive lineman, 0.3 if the player is a linebacker, and 0 if the player is a defensive back, and (all_pro_bonus) is determined using level of All-Pro selection, Pro-Bowl Selection, year played, and games played by team in a season.

He is tied with Calais Campbell for highest amongst active defensive players and is the highest valued linebacker in the NFL today.

Through Week 10, Wagner and **LB Ernest Jones** both rank in the top-20 in PFF Player Grades for linebackers.



Bob(by) the Demolisher



On September 19, 2021, **LB Bobby Wagner** set a Seahawks franchise record with 20 combined tackles against the Titans. This impressive feat ranked seventh in NFL history for most tackles in a single game. On top of that, Wagner has produced 68 double-digit tackle performances in his 158 games played.

Wagner had a career year in 2021 with 170 combined tackles, which ranks seventh-most in a season since 2000, and third-most amongst active players. He surpassed his own previous record of 167 tackles, which he set in 2016. Wagner also racked up 93 solo tackles, the second-most in his career.

Wagner has not had a single season with less than 100 combined tackles. Since tackles became an official stat in 2001, Wagner has posted at least 100 tackles in 10 straight seasons. He sits behind only London Fletcher who played with the Rams, Bills and Commanders. Fletcher had a streak of 14 seasons.

Wagner ranks 11th all-time and first amongst active players with 1,456 regular season tackles. He needs 29 more tackles to move to 10th all-time in regular season tackles. If he continues his career average of 138 tackles per season, by the end of the regular season, Wagner would rank 9th all-time with 1,521.

Bobby ranks second all-time in playoff tackles with 153, behind only Ray Lewis (218). He is first among active players and is 34 tackles ahead of the next closest player, Devin McCourty (119). Wagner has averaged almost 10 tackles per playoff game over his career.



Diamond in the Rough



The Power-5 Conferences in College Football aren't the only places where stars are born, and nobody knows that better than the Rams.

A total of 30 players on the Rams current roster come from non-Power 5 schools, including 10 from FCS programs and one Division-II school. Notable names on that list of 30 include WR Cooper Kupp (Eastern Washington), RB Darrell Henderson Jr (Memphis), and **LB Bobby Wagner** (Utah State).

Coming out of high school, Wagner was considered a two-star recruit by *Rivals.com*, with his only offer coming from Utah State. Bobby used this as bulletin-board material and quickly transformed into one of the most influential and dominant linebackers in the history of the NFL.

Some other notable non-Power 5 players include Hall-of-Famers WR Jerry Rice (Mississippi Valley State) and Michael Strahan (Texas Southern). Wagner is expected to add his name to that growing list showing that the size of the school doesn't matter.



Ernest Jones and Leonard Floyd Notes



Building Off Year One



Since his rookie season, **LB Ernest Jones** has taken great strides to establish himself as a top linebacker in the NFL. During his rookie season, Jones ranked ninth on the Rams in tackles (58), and 11th in pressures (8). This season however, Jones ranks second on the team in tackles (66), solo tackles (39), and has missed only four tackles on 378 defensive snaps. Jones has registered 124 tackles, (72 solo) on only 796 snaps since entering the league last season, ranking him tied for fourth overall and first among linebackers on the Rams.

This season, Jones has paired up with **LB Bobby Wagner** at the inside linebacker position. Wagner and Jones rank first and second on the Rams in tackles, and together have combined 139 tackles.



The Palmetto State



South Carolina has been no stranger to pumping out NFL talent. At the start of the 2022 season, 64 rostered players come from the nine Division I football programs in South Carolina, most coming from Clemson (30). Sitting just behind Clemson, 23 players come from South Carolina.

Schools	NFL Players from South Carolina Schools	Number of Players
1. Clemson		30
2. South Carolina		23
3. South Carolina State		5
4. Coastal Carolina		4
t-5. Presbyterian		1
t-5. The Citadel		1
TOTAL		64

The Rams have three players and one coach that come from schools in South Carolina. **LB Ernest Jones** played at South Carolina from 2018-2020, DB Cobie Durant went to South Carolina State from 2016-2021, DB Derion Kendrick played at Clemson from 2018-2020, and Assistant Head Coach/Tight Ends Coach Thomas Brown was the Running Backs coach at South Carolina for the 2019 season.

While at South Carolina, Jones led the team in tackles his sophomore and junior years with 97 and 86 respectively, and registered 199 tackles, 111 solo, 2.0 sacks, two interceptions, and three forced fumbles during his time in Columbia. He was named a permanent captain in his junior year and notched a career-best 19 tackles against LSU, the most by any South Carolina defender since 1987. As a true freshman, Jones registered 16 tackles in five games and helped lead the Gamecocks earn an appearance in the 2018 Belk Bowl, where they faced the Virginia Cavaliers.



Go With The Flo



Since coming to the Rams in 2020, **LB Leonard Floyd** has established himself as an elite pass rusher. Floyd ranks second in sacks with 23.0. He ranks behind only DL Aaron Donald (31.0) and the next closest to Floyd is DL Greg Gaines (7.0). During his time with the Bears (2016-2019), he registered 18.5 sacks, ranking him third on the Bears during that time. Since 2016, Floyd has a total of 41.5 sacks, which ranks 30th in the NFL and 13th among linebackers. In Week 8 against the Niners, he registered his first sack of the season and had 2.0 sacks in the second quarter. This is tied for the most sacks Floyd has had in a quarter, most recently in Week 8 of the 2021 season against the Texans.

Since 2020, Floyd ranks second on the Rams with 119 quarterback pressures (PFF), once again behind only Aaron Donald (215). This puts him at 29th in the NFL during that time and eighth amongst linebackers. While in Chicago, Floyd accumulated 140 quarterback pressures, putting him behind only DL Akiem Hicks (153). His 266 quarterback pressures since entering the league in 2016 ranks 39th in the NFL and 14th amongst linebackers.



Aging Like Fine Wine



LB Leonard Floyd has gotten better with age. Since entering the NFL in 2016, Floyd has registered 314 tackles, (193 solo). He has 41.5 sacks on 266 pressures, three forced fumbles, seven fumble recoveries, two interceptions, and two defensive touchdowns.

Every season, Floyd has increased his production. While with the Bears, Floyd cemented himself as a top-end outside linebacker in the NFL. During his rookie season in 2016, Floyd made 33 tackles (23 solo) and recorded 7.0 sacks, one forced fumble, and returned a fumble for the first touchdown of his career.

In 2017, Floyd totaled 34 tackles (24 solo) and made 4.5 sacks and recovered a fumble. During the 2018 season, he increased his tackles once again to 47 total (34 solo), 4.0 sacks, recovered a fumble, intercepted a pass, and scored the second touchdown of his career. Floyd finished the 2019 season with 40 total tackles (27 solo) and 3.0 sacks.

In his first season with the Rams, Floyd wasted no time in showing that he belonged in the spotlight of Los Angeles. In 2020, he made 55 total tackles (31 solo) and finished with 10.5 sacks, a forced fumble, and two fumble recoveries. He ranked sixth on the Rams in tackles and third amongst linebackers on the roster.

The following year in 2021, Floyd made 70 tackles (37 solo). He also registered 9.5 sacks with a forced fumble and a fumble recovery. He was seventh on the Rams and second amongst linebackers in tackles.

So far this season, Floyd has 35 tackles (17 solo), which ranks eighth on the Rams and third amongst linebackers. Floyd also has a fumble recovery, 16 pressures, and 3.0 sacks.





2021 Los Angeles Rams Team Awards



Rams 2021 Pro-Bowlers



The Rams would have sent four starters to the 2021 Pro Bowl at Allegiant Stadium in Las Vegas on February 6, 2022 had they not been preparing for Super Bowl LVI in Los Angeles.

On offense, **WR Cooper Kupp** was selected to his first Pro Bowl alongside Packers WR Davante Adams. Kupp led the NFL in three categories during the regular season: receiving yards with 1,947 yards, receiving TDs with 16, and catches with 145. He became the first receiving "triple crown" winner in the NFL since WR Steve Smith Jr. in 2005 and the fourth overall in the Super Bowl era, joining Jerry Rice (1990), and Sterling Sharpe (1992). Kupp earned two NFC Offensive Player of the Month awards (September and October), and broke an NFL record with 13-straight games of 90 or more receiving yards. Last season, he became the first player in the Super Bowl era with 800 yards and nine touchdowns through seven games, then a week later became the first player with 900 or more receiving yards and 10 or more receiving touchdowns through the first eight games. He also became the fifth player in NFL history to reach 100 receptions through a player's first 12 games of a season.

On defense, the Rams had two players selected. **DB Jalen Ramsey** earned his fifth straight Pro Bowl start alongside Cowboys DB Trevon Diggs. Ramsey has made the Pro Bowl every year of his career after his rookie season. The sixth-year pro had 77 total tackles, four interceptions and 16 pass breakups in 17 regular season games last season. **DL Aaron Donald** was selected alongside Washington DL Jonathan Allen. For Donald, it was his eighth-consecutive Pro Bowl nod, which means he's earned the distinction every year of his NFL career so far. Donald won NFC Defensive Player of the Week with his performance in Week 14 that included three sacks, five total tackles (three for loss), three QB hits and a pass breakup that led directly to an interception in the Rams' *Monday Night Football* win over the Cardinals in Arizona. He had 12.5 sacks on the season, his fifth-consecutive year with double-digit sacks. Donald also set the new franchise record for career sacks earlier in the year when he reached 88.5 against the Seahawks in Week 5. He currently sits at 99.0 regular season sacks.

Rams **K Matt Gay** was selected as the starter in his first career Pro Bowl. In this third NFL season and second with the Rams, he converted 32 of 34 field goal attempts – including a long of 55 yards – for a 94.1 field goal percentage, the highest in the NFL. Gay also made 47 of 48 extra point attempts and finished second in the NFL in points scored with 143.

The Rams also had four players selected as alternates: **QB Matthew Stafford**, former **OL Andrew Whitworth**, **OLB Leonard Floyd**, and **OL Brian Allen**.

Rams 2021 All-Pro Players

The Associated Press announced its annual All-Pro team and **WR Cooper Kupp**, **DL Aaron Donald** and **DB Jalen Ramsey** made the list among the league's elite group last season. Donald and Kupp were unanimous selections. There were just five unanimous picks altogether, joining Colts RB Jonathan Taylor, Steelers LB T.J. Watt and Packers WR Davante Adams as the other three players to receive a vote from all 50 voters.

Donald is no stranger to this honor, as last year marked his seventh time in eight seasons to be named an All-Pro. At the age of 31, Donald showed no signs of slowing down tallying 84 tackles, 19 TFLs, 12.5 sacks, 25 quarterback hits, four forced fumbles and four passes defended.

Ramsey became an All-Pro for the second time since joining the Rams in 2019 and his third time throughout his six-year career. Ramsey's versatility last season was more prevalent than in years past, showing he can line up on the outside playing boundary cornerback, inside at the nickel position and provide stout efforts against the run when being utilized towards the line of scrimmage. Ramsey totaled 77 tackles, nine TFLs, four interceptions, 16 pass breakups and one forced fumble during the 2021 season.

Kupp picked up his first All-Pro honor. He's put together solid seasons in previous years, but none to the magnitude of his 2021 campaign, leading the league in receptions (145), receiving yards (1,947) and receiving touchdowns (16) during the regular season.


Rams 2021 Players of the Week/Month

The Rams won seven NFC Player of the Week/Month awards last season. It began with **QB Matthew Stafford** taking home NFC Offensive Player of the Week in Week 1, after he threw for 321 yards on 20 of 26 passing attempts. He had three TDs, 0 interceptions and a near perfect passer rating of 156.1 in the win. Then in Week 3 Stafford won the award again. This time Stafford threw for 343 yards, four TDs, 0 interceptions on 27 of 38 passing, as the Rams outdueled QB Tom Brady and the Tampa Bay Buccaneers.

Stafford's two NFC Off. Player of the Week awards in September were largely thanks to **WR Cooper Kupp's** play during the month. Kupp led the NFL in receptions (25), yards (367), TDs (5), and yards per game (122.3). Kupp was recognized for his production and awarded NFC Off. Player of the Month for September 2021. Kupp kept up his pace in October, recording 38 catches for 557 yards and five TDs and was recognized as NFC Off. Player of the Month for the second straight month.

On the other side of the ball, **S Taylor Rapp** showed out during a Week 6 victory in New York. Rapp made four tackles, two interceptions, three pass break ups and one QB hit. He was awarded Week 6 NFC Defensive Player of the Week. Then in Week 14 **DL Aaron Donald** was awarded NFC Defensive POW after he collected five tackles, three TFLs, three sacks, three quarterback hits and a pass breakup. Donald also recorded 14 quarterback pressures, according to Pro Football Focus, the most of any player in a game last season. In Week 16, **WR Brandon Powell** had a 61-yard punt return for a touchdown in the Rams' 30-23 win over the Vikings.

Player	Award	(Season)
Aaron Donald	NFC Def POW	Week 14 (2021)
Cooper Kupp	NFC Off POM	September (2021)
Cooper Kupp	NFC Off POM	October (2021)
Brandon Powell	NFC ST POW	Week 16 (2021)
Taylor Rapp	NFC Def POW	Week 6 (2021)
Matthew Stafford	NFC Off POW	Week 1 (2021)
Matthew Stafford	NFC Off POW	Week 3 (2021)





Los Angeles Rams

Statistics



Rams 2022 Regular Season Stats



Won 3, Lost 6

9/8/2022	L	10 - 31	Buffalo Bills
9/18/2022	W	31 - 27	Atlanta Falcons
9/25/2022	W	20 - 12	at Arizona Cardinals
10/3/2022	L	9 - 24	at San Francisco 49ers
10/9/2022	L	10 - 22	Dallas Cowboys
10/16/2022	W	24 - 10	Carolina Panthers
10/30/2022	L	14 - 31	San Francisco 49ers
11/6/2022	L	13 - 16	at Tampa Bay Buccaneers
11/13/2022	L	17 - 27	Arizona Cardinals

Total First Downs	158	152
Rushing	36	47
Passing	111	97
Penalty	11	8
3rd Down: Made/Att	47/114	49/120
3rd Down Pct.	41.2%	40.8%
4th Down: Made/Att	7/9	8/13
4th Down Pct.	77.8%	61.5%
Possession Avg.	30:28	29:32
Total Net Yards	2544	2797
Avg. Per Game	282.7	310.8
Total Plays	546	537
Avg. Per Play	4.7	5.2
Net Yards Rushing	613	865
Avg. Per Game	68.1	96.1
Total Rushes	191	219
Net Yards Passing	1931	1932
Avg. Per Game	214.6	214.7
Sacked/Yards Lost	31/218	18/122
Gross Yards	2149	2054
Attempts/Completions	324/221	300/203
Completion Pct.	68.2%	67.7%
Had Intercepted	0	5
Punts/Average	42/47.4	36/48.0
Net Punting Avg.	41	41.4
Penalties/Yards	37/337	48/341
Fumbles/Ball Lost	11/6	11/3
Touchdowns	16	21
Rushing	7	6
Passing	9	11
Returns	0	4

Score By Periods	Q1	Q2	Q3	Q4	OT	Pts		
Team	33	58	40	17	0	148		
Opponents	32	60	27	81	0	200		
Scoring	TD	Ru	Pa	Rt	PAT	FG	2Pt	Pts
M.Gay	0	0	0	0	16/16	12/13	0	52
C.Kupp	7	1	6	0	0/0	0/0	0	42
D.Henderson	3	3	0	0	0/0	0/0	0	18
A.Robinson	2	0	2	0	0/0	0/0	0	12
M.Stafford	1	1	0	0	0/0	0/0	0	6
C.Akers	1	1	0	0	0/0	0/0	0	6
V.Jefferson	1	0	1	0	0/0	0/0	0	6
B.Skowronek	1	1	0	0	0/0	0/0	0	6
Team	16	7	9	0	16/16	12/13	0	148
Opponents	21	6	11	4	19/19	17/20	1	200

2-Pt. Conversions: Team 0/0, Opponents: 1/2
 Sacks: A.Donald 5.0, B.Wagner 3.0, L.Floyd 3.0, J.Ramsey 2.0,
 J.Hollins 1.0, C.Durant 1.0, G.Gaines 1.0, T.Lewis 1.0,
 M.Copeland 1.0 Team: 18.0, Opponents: 31.0

Passing	Att	Cmp	Yds	Cmp%	Yds/Att	TD	TD%	Int	Int%	Long	Sack	Lost	Rating
M.Stafford	285	195	1928	68.4%	6.8	8	2.8%	8	2.8%	76t	28t	199	84.9
J.Wolford	36	24	212	66.7%	5.9	1	2.8%	1	2.8%	25	3t	19	79.9
R.Dixon	1	1	12	100.0%	12.0	0	0.0%	0	0.0%	12	0t	0	116.7
C.Kupp	1	0	0	0.0%	0.0	0	0.0%	0	0.0%	0	0t	0	39.6
B.Perkins	1	1	-3	100.0%	-3.0	0	0.0%	0	0.0%	-3	0t	0	79.2
Team	324	221	2149	68.2%	6.6	9	2.8%	9	2.8%	75t	31t	218	84.2
Opponents	300	203	2054	67.7%	6.8	11	3.7%	5	1.7%	57t	18t	122	92.3

Rushing	No.	Yds	Avg	Long	TD
D.Henderson	68	274	4.0	23	3
C.Akers	62	176	2.8	14t	1
C.Kupp	9	52	5.8	20t	1
M.Brown	14	34	2.4	10	0
R.Rivers	9	21	2.3	5	0
B.Skowronek	1	17	17.0	17t	1
B.Powell	8	9	1.1	11	0
T.Atwell	1	9	9.0	9	0
K.Williams	1	9	9.0	9	0
M.Stafford	12	5	0.4	4	1
B.Perkins	3	4	1.3	8	0
J.Wolford	3	3	1.0	4	0
Team	191	613	3.2	23	7
Opponents	219	865	3.9	57t	6

Receiving	No.	Yds	Avg	Long	TD
C.Kupp	75	812	10.8	75t	6
T.Higbee	44	385	8.8	26	0
A.Robinson	29	292	10.1	29	2
B.Skowronek	26	245	9.4	32	0
D.Henderson	17	102	6.0	15	0
B.Powell	10	74	7.4	16	0
R.Rivers	5	29	5.8	14	0
K.Williams	3	30	10.0	14	0
V.Jefferson	3	27	9.0	19	1
K.Blanton	2	35	17.5	28	0
M.Brown	2	23	11.5	13	0
C.Akers	2	18	9.0	10	0
T.Atwell	1	54	54.0	54	0
J.Gervase	1	12	12.0	12	0
B.Hopkins	1	11	11.0	11	0
Team	221	2149	9.7	75t	9
Opponents	203	2054	10.1	57t	11

Interceptions	No.	Yds	Avg	Long	TD
C.Durant	1	51	51.0	51	0
J.Ramsey	1	25	25.0	25	0
T.Hill	1	5	5.0	5	0
N.Scott	1	0	0.0	0	0
T.Lewis	1	0	0.0	0	0
Team	5	81	16.2	51	0
Opponents	9	188	20.9	53	2

Punting	No	Yds	Avg	Net	TB	In	Lg	B
R.Dixon	40	1989	49.7	41.0	1	8	64	2
Team	42	1989	47.4	41.0	1	8	64	2
Opponents	36	1729	48.0	41.4	6	15	74	0

Punt Returns	Ret	FC	Yds	Avg	Long	TD
B.Powell	14	11	118	8.4	22	0
J.Gervase	1	0	1	1.0	1	0
Team	15	11	119	7.9	22	0
Opponents	24	8	246	10.3	22	0

Kickoff Returns	No.	Yds	Avg	Long	TD
B.Powell	15	287	19.1	31	0
R.Yeast	1	29	29.0	29	0
M.Hoecht	1	22	22.0	22	0
Team	17	338	19.9	31	0
Opponents	8	177	22.1	39	0

Field Goals	1-19	20-29	30-39	40-49	50+
M.Gay	0/0	7/7	3/3	1/1	1/2
Team	0/0	7/7	3/3	1/1	1/2
Opponents	0/0	5/5	5/5	6/8	1/2

Fumbles Lost: M.Stafford 3, C.Kupp 1, J.Wolford 1, C.Akers 1
Total: 6
 Opponent Fumble Recoveries: A.Donald 1, L.Floyd 1, J.Hollins 1
Total: 3





Rams 2022 Defensive/Special Teams Stats



Player	DEFENSIVE PLAYER STATISTICS											SPECIAL TEAMS				MISCELLANEOUS				RUSH/PASS SPLITS						
	Tkl	Asst	Comb	Sack	Sk Yds	TFL	QH	Int	PD	FF	FR	Tkl	Asst	FF	FR	BL	Tkl	Asst	FF	FR	TKLr	TKLp	ASTr	ASIp	TFLr	TFLp
Bobby Wagner	44	29	73	3	20	4	5	2	-	-	-	-	-	-	1	-	-	-	-	-	21	23	22	7	1	3
Ernest Jones	39	27	66	-	-	2	-	1	1	-	-	1	-	-	-	-	-	-	-	-	19	20	20	7	1	1
Jalen Ramsey	35	9	44	2	17	4	2	1	9	2	-	-	-	-	-	-	-	-	-	-	6	29	5	4	2	2
Nick Scott	29	15	44	-	-	1	-	1	3	2	-	1	-	-	-	-	-	-	-	-	11	18	13	2	-	1
Aaron Donald	22	20	42	5	42	8	9	-	2	1	1	-	-	-	-	-	-	-	-	-	16	6	18	2	4	4
Taylor Rapp	21	21	42	-	-	-	-	-	-	-	-	-	-	-	-	-	-	-	-	-	5	16	10	11	-	-
A'Shawn Robinson	19	20	39	-	-	1	3	-	-	-	-	-	-	-	-	-	-	-	-	-	17	2	18	2	1	-
Leonard Floyd	17	18	35	3	17	4	9	-	-	1	-	-	-	-	-	-	-	-	-	-	9	8	15	3	1	3
Derion Kendrick	24	4	28	-	-	-	-	-	4	-	-	-	-	-	-	-	-	-	-	-	3	21	2	2	-	-
Justin Hollins	13	10	23	1	11	1	3	-	1	1	-	1	-	-	-	-	-	-	-	-	9	4	8	2	1	-
Troy Hill	16	6	22	-	-	1	-	1	3	-	-	-	-	-	-	-	-	-	-	-	5	11	5	1	-	1
David Long	13	2	15	-	-	-	-	-	1	-	-	-	-	-	-	-	-	-	-	-	-	13	-	2	-	-
Greg Gaines	5	10	15	1	4	2	1	-	-	-	-	-	-	-	-	-	-	-	-	-	4	1	9	1	1	1
Marquise Copeland	6	8	14	1	-	1	1	-	-	-	-	-	-	-	-	-	-	-	-	-	5	1	8	-	1	-
Terrell Lewis	9	4	13	1	4	2	3	1	2	-	-	-	-	-	-	-	-	-	-	-	4	5	4	-	1	1
Jordan Fuller	8	3	11	-	-	-	-	-	-	-	-	1	-	1	-	-	-	-	-	-	3	5	2	1	-	-
Terrell Burgess	7	4	11	-	-	-	-	-	-	-	-	-	-	-	-	-	-	-	-	-	5	2	4	-	-	-
Grant Haley	6	5	11	-	-	-	-	-	3	-	-	1	-	-	-	-	-	-	-	-	1	5	3	2	-	-
Cobie Durant	1	1	2	1	7	1	1	1	1	-	-	1	1	-	-	-	-	-	-	-	-	1	-	1	-	1
Jonah Williams	1	1	2	-	-	-	-	-	-	-	-	-	-	-	-	-	-	-	-	-	1	-	1	-	-	-
Russ Yeast	1	0	1	-	-	-	-	-	-	-	-	3	1	-	-	-	-	-	-	-	1	-	-	-	-	-
Robert Roohell	1	0	1	-	-	-	-	-	-	-	-	2	-	-	-	-	-	-	-	-	1	-	-	-	-	-
Takkarist McKinley	0	1	1	-	-	-	-	-	-	-	-	-	-	-	-	-	-	-	-	-	-	-	1	-	-	-
Bobby Brown	0	1	1	-	-	-	-	-	-	-	-	-	-	-	-	-	-	-	-	-	-	-	1	-	-	-
Jake Gervase	0	0	0	-	-	-	-	-	-	-	-	4	1	-	-	-	-	-	-	-	-	-	-	-	-	-
Christian Rozeboom	0	0	0	-	-	-	-	-	-	-	-	2	3	-	-	-	-	-	-	-	-	-	-	-	-	-
Matt Orzech	0	0	0	-	-	-	-	-	-	-	-	2	-	-	-	-	-	-	-	-	-	-	-	-	-	-
Michael Hoecht	0	0	0	-	-	-	-	-	-	-	-	2	-	-	-	-	-	-	-	-	-	-	-	-	-	-
Riley Dixon	0	0	0	-	-	-	-	-	-	-	-	2	-	-	-	-	-	-	-	-	-	-	-	-	-	-
Jake Hummel	0	0	0	-	-	-	-	-	-	-	-	1	3	-	-	-	-	-	-	-	-	-	-	-	-	-
Jacob Harris	0	0	0	-	-	-	-	-	-	-	-	1	-	-	-	-	-	-	-	-	-	-	-	-	-	-
Jared Pinkney	0	0	0	-	-	-	-	-	-	-	-	1	-	-	-	-	-	-	-	-	-	-	-	-	-	-
Travin Howard	0	0	0	-	-	-	-	-	-	-	-	1	-	-	-	-	-	-	-	-	-	-	-	-	-	-
Brycen Hopkins	0	0	0	-	-	-	-	-	-	-	-	1	-	-	-	-	-	-	-	-	-	-	-	-	-	-
Jake Funk	0	0	0	-	-	-	-	-	-	-	-	-	1	-	-	-	-	-	-	-	-	-	-	-	-	-
Cooper Kupp	0	0	0	-	-	-	-	-	-	-	-	-	-	-	-	2	-	-	-	-	-	-	-	-	-	-
Darrell Henderson	0	0	0	-	-	-	-	-	-	-	-	-	-	-	-	1	-	-	1	-	-	-	-	-	-	-
Tyler Higbee	0	0	0	-	-	-	-	-	-	-	-	-	-	-	-	1	-	-	-	-	-	-	-	-	-	-
Mathew Stafford	0	0	0	-	-	-	-	-	-	-	-	-	-	-	-	1	-	-	2	-	-	-	-	-	-	-
Rob Havenstein	0	0	0	-	-	-	-	-	-	-	-	-	-	-	-	-	1	-	-	-	-	-	-	-	-	-
Coleman Shelton	0	0	0	-	-	-	-	-	-	-	-	-	-	-	-	-	1	-	-	-	-	-	-	-	-	-
Brandon Powell	0	0	0	-	-	-	-	-	-	-	-	-	-	-	-	1	-	-	1	-	-	-	-	-	-	-
Team Totals	337	219	556	18	122	32	37	5	31	7	3	28	10	1	1	1	5	2	-	4	146	191	169	50	14	18
Opponent Totals	342	182	524	31	218	46	74	9	29	6	6	28	7	-	1	2	4	1	-	7	131	210	112	70	18	28





Rams Preseason 2022 Stats



RUSHING					
Player	No.	Yds	Avg	Long	TD
1. Ragas, Trey	21	75	3.6	9	1
2. Perkins, Bryce	18	73	4.1	11	2
3. Funk, Jake	19	48	2.5	6	0
4. Calais, Raymond	12	39	3.3	7	0
5. Rose, A.J.	11	29	2.6	9	1
6. Wolford, John	4	7	1.8	4	0
7. Koski, J.J.	1	1	1.0	1	0
Total	86	272	3.2	11	4
Opponents	63	250	4.0	22	1

PASSING											
Player	Cmp	Att	Cmp%	Yds	Yds/Att	Long	TD	Int	Sacks	Sk Yds	Rating
1. Perkins, Bryce	35	49	71.4	399	8.1	60	2	0	5	39	109.1
2. Wolford, John	14	22	63.6	142	6.5	29	0	0	5	29	82.0
Total	49	71	69.0	541	7.6	60	2	0	10	68	100.7
Opponents	79	111	71.2	723	6.5	41	6	1	6	59	102.8

RECEIVING					
Player	No.	Yds	Avg	Long	TD
1. McCutcheon, Lance	15	259	17.3	60	2
2. Trammell, Austin	8	83	10.4	14	0
3. Hopkins, Brycen	7	50	7.1	11	0
4. Akers, Landen	3	32	10.7	21	0
5. Harris, Jacob	5	28	5.6	8	0
5. Pinkney, Jared	2	28	14.0	25	0
7. Carter, Roger	2	22	11.0	14	0
8. Funk, Jake	3	14	4.7	10	0
8. Blanton, Kendall	1	14	14.0	14	0
10. Calais, Raymond	2	10	5.0	8	0
11. Ragas, Trey	1	1	1.0	1	0
12. Koski, J.J.	0	0	0.0	0	0
Total	49	541	11.0	60	2

COMBINED YARDS					
Player	Rush Yds	Recy Yds	KO RT Yds	Pt RT Yds	Cmb Yds
1. McCutcheon, Lance	0	259	0	0	259
2. Funk, Jake	48	14	36	0	98
3. Trammell, Austin	0	83	0	7	90
4. Ragas, Trey	75	1	0	0	76
5. Perkins, Bryce	73	0	0	0	73
6. Calais, Raymond	39	10	15	0	64
7. Hopkins, Brycen	0	50	0	0	50
8. Akers, Landen	0	32	0	9	41
9. Rose, A.J.	29	0	0	0	29
10. Pinkney, Jared	0	28	0	0	28
10. Harris, Jacob	0	28	0	0	28
12. Carter, Roger	0	22	0	0	22
12. Lowe, Duron	0	0	22	0	22
14. Blanton, Kendall	0	14	0	0	14
15. Wolford, John	7	0	0	0	7
16. Koski, J.J.	1	0	0	0	1
Total	272	541	73	16	902

Player	DEFENSIVE PLAYER STATISTICS											SPECIAL TEAMS					MISCELLANEOUS				RUSH/PASS SPLITS					
	Tkl	Ast	Comb	Sack	Sk Yds	TFL	QH	Int	PD	FF	FR	Tkl	Ast	FF	FR	BL	Tkl	Ast	FF	FR	TKLr	TKLp	ASTr	ASTp	TFLr	TFLp
+ Jake Hummel	11	11	22	-	-	1	-	-	-	-	-	1	-	-	-	-	-	-	-	-	4	7	6	5	1	-
+ Grant Haley	16	3	19	-	-	-	1	-	-	-	-	3	1	-	-	-	-	-	-	-	3	13	2	1	-	-
+ Jake Gervase	12	4	16	-	-	-	-	-	-	-	-	-	-	-	-	-	-	-	-	-	4	8	2	2	-	-
+ Anthony Hines	7	5	12	-	-	-	-	-	1	-	-	2	1	1	-	-	-	-	-	-	2	5	3	2	-	-
+ Michael Hoecht	4	5	9	1	8	1	2	-	-	1	-	-	-	-	-	-	-	-	-	-	3	1	3	2	-	1
+ Duron Lowe	6	2	8	-	-	-	-	-	1	-	-	1	-	1	-	-	-	-	-	-	-	6	1	1	-	-
+ Jairon McVea	5	3	8	-	-	-	-	-	-	-	-	-	-	-	-	-	-	-	-	-	4	1	2	1	-	-
+ Decobie Durant	6	1	7	1	2	1	1	-	1	1	-	1	1	-	-	-	-	-	-	-	-	6	-	1	-	1
+ Benton Whitley	4	3	7	-	-	-	1	-	-	-	-	-	-	-	-	-	-	-	-	-	4	-	1	2	-	-
+ Earnest Brown	5	1	6	1	1	1	1	-	-	-	-	-	-	-	-	-	-	-	-	-	4	1	1	-	-	1
+ Russ Yeast	4	2	6	-	-	-	-	-	-	-	-	-	-	-	-	-	-	-	-	-	-	4	1	1	-	-
+ Jonah Williams	3	3	6	1	23	1	1	-	1	-	-	-	-	-	-	-	-	-	-	-	2	1	2	1	1	-
+ Elijah Garcia	3	3	6	-	-	-	-	1	-	-	-	-	-	-	-	-	-	-	-	-	3	-	3	-	-	-
+ Brayden Thomas	2	4	6	-	-	-	-	1	-	-	-	-	-	-	-	-	-	-	-	-	2	-	4	-	-	-
+ Keir Thomas	5	0	5	1	16	4	3	-	-	-	-	-	-	-	-	-	-	-	-	-	4	1	-	-	3	1
+ Derion Kendrick	5	0	5	-	-	-	-	1	-	1	-	-	-	-	-	-	-	-	-	-	2	3	-	-	-	-
+ Terrell Burgess	4	1	5	-	-	-	-	1	-	-	-	-	-	-	-	-	-	-	-	-	1	3	-	1	-	-
+ Tyler Hall	3	1	4	-	-	-	-	1	-	-	-	1	-	-	-	-	-	-	-	-	1	2	1	-	-	-
+ Daniel Isom	3	0	3	-	-	-	-	1	1	-	-	-	-	-	-	-	-	-	-	-	-	3	-	-	-	-
+ Daniel Hardy	3	0	3	-	-	-	-	1	-	-	-	1	-	-	-	-	-	-	-	-	1	2	-	-	-	-
+ T.J. Carter	2	1	3	-	-	-	-	1	-	-	-	1	1	-	-	-	-	-	-	-	1	1	1	-	-	-
+ Bobby Brown	2	0	2	1	9	1	1	-	-	-	-	-	-	-	-	-	-	-	-	-	1	1	-	-	-	1
+ Robert Rochell	2	0	2	-	-	-	-	-	2	-	-	-	-	-	-	-	-	-	-	-	1	1	-	-	-	-
+ Chris Garrett	1	1	2	-	-	-	1	-	-	-	-	-	-	-	-	-	-	-	-	-	-	1	1	-	-	-
+ T.J. Carter	1	1	2	-	-	-	-	-	-	-	-	-	-	-	-	-	-	-	-	-	1	-	-	1	-	-
+ Matt Orzech	0	0	0	-	-	-	-	-	-	-	-	1	1	-	-	-	-	-	-	-	-	-	-	-	-	-
+ Roger Carter	0	0	0	-	-	-	-	-	-	-	-	1	-	1	-	-	-	-	-	-	-	-	-	-	-	-
+ Riley Dixon	0	0	0	-	-	-	-	-	-	-	-	-	1	-	-	-	-	-	-	-	-	-	-	-	-	-
+ Jake Funk	0	0	0	-	-	-	-	-	-	-	-	-	1	-	-	-	-	-	-	-	-	-	-	-	-	-
+ Brycen Hopkins	0	0	0	-	-	-	-	-	-	-	-	-	1	-	-	-	-	-	-	-	-	-	-	-	-	-
+ A.J. Rose	0	0	0	-	-	-	-	-	-	-	-	-	-	-	-	-	-	-	1	-	-	-	-	-	-	-
+ Bobby Evans	0	0	0	-	-	-	-	-	-	-	-	-	-	-	-	-	-	-	1	-	-	-	-	-	-	-
+ John Wolford	0	0	0	-	-	-	-	-	-	-	-	-	-	-	-	-	-	-	1	-	-	-	-	-	-	-
Team Totals	119	55	174	6	59	10	13	1	12	3	1	13	8	2	1	-	-	-	3	48	71	34	21	5	5	
Opponent Totals	115	68	183	10	68	14	20	-	7	4	3	9	1	-	2	-	2	-	1	67	48	48	20	5	9	





Rams Preseason 2022 Team Stats



Won 1, Lost 2

8/13/2022	W	29 - 22	at Los Angeles Chargers
8/19/2022	L	20 - 24	Houston Texans
8/27/2022	L	7 - 16	at Cincinnati Bengals

	Los Angeles Rams	Opponent						
Total First Downs	54	59						
Rushing	20	14						
Passing	23	42						
Penalty	11	3						
3rd Down: Made/Att	15/37	18/38						
3rd Down Pct.	40.5%	47.4%						
4th Down: Made/Att	5/5	3/3						
4th Down Pct.	100.0%	100.0%						
Possession Avg.	31:05	28:55						
Total Net Yards	745	914						
Avg. Per Game	248.3	304.7						
Total Plays	167	180						
Avg. Per Play	4.5	5.1						
Net Yards Rushing	272	250						
Avg. Per Game	90.7	83.3						
Total Rushes	86	63						
Net Yards Passing	473	664						
Avg. Per Game	157.7	221.3						
Sacked/Yards Lost	10/68	6/59						
Gross Yards	541	723						
Attempts/Completions	71/49	111/79						
Completion Pct.	69.0%	71.2%						
Had Intercepted	0	1						
Punts/Average	13/49.0	13/47.7						
Net Punting Avg.	39.8	43.4						
Penalties/Yards	11/126	23/245						
Fumbles/Ball Lost	6/3	6/2						
Touchdowns	7	7						
Rushing	4	1						
Passing	2	6						
Returns	1	0						
Score By Periods	Q1	Q2	Q3	Q4	OT	Pts		
Team	3	17	15	21	0	56		
Opponents	10	20	7	25	0	62		
Scoring	TD	Ru	Pa	Rt	PAT	FG	2Pt	Pts
L.McCutcheon	2	0	2	0	0/0	0/0	1	14
B.Perkins	2	2	0	0	0/0	0/0	0	12
M.Gay	0	0	0	0	3/3	2/2	0	9
R.Carter	1	0	0	1	0/0	0/0	0	6
T.Ragas	1	1	0	0	0/0	0/0	0	6
A.Rose	1	1	0	0	0/0	0/0	0	6
C.Dicker	0	0	0	0	3/3	0/0	0	3
Team	7	4	2	1	6/6	2/2	1	56
Opponents	7	1	6	0	6/6	4/4	1	62

2-Pt. Conversions: Team 1/1, Opponents: 1/1
 Sacks: J.Williams 1.0, K.Thomas 1.0, B.Brown 1.0, M.Hoecht 1.0, D.Durant 1.0, E.Brown 1.0 **Team: 6.0, Opponents: 10.0**

Rushing	No.	Yds	Avg Long	TD
T.Ragas	21	75	3.6	9
B.Perkins	18	73	4.1	11
J.Funk	19	48	2.5	6
R.Calais	12	39	3.3	7
A.Rose	11	29	2.6	9
J.Wolford	4	7	1.8	4
J.Koski	1	1	1.0	1
Team	86	272	3.2	11
Opponents	63	250	4.0	22

Receiving	No.	Yds	Avg Long	TD
L.McCutcheon	15	259	17.3	60t
A.Trammell	8	83	10.4	14
B.Hopkins	7	50	7.1	11
J.Harris	5	28	5.6	8
L.Akers	3	32	10.7	21
J.Funk	3	14	4.7	10
J.Pinkney	2	28	14.0	25
R.Carter	2	22	11.0	14
R.Calais	2	10	5.0	8
K.Blanton	1	14	14.0	14
T.Ragas	1	1	1.0	1
J.Koski	0	0	0.0	0
Team	49	541	11.0	60t
Opponents	79	723	9.2	41t

Interceptions	No.	Yds	Avg Long	TD
D.Isom	1	0	0.0	0
Team	1	0	0.0	0

Punting	No	Yds	Avg	Net	TB	In	Lg	B
R.Dixon	10	479	47.9	39.0	1	3	55	0
C.Dicker	3	158	52.7	42.3	1	1	58	0
Team	13	637	49.0	39.8	2	4	58	0
Opponents	13	620	47.7	43.4	2	3	66	0

Punt Returns	Ret	FC	Yds	Avg Long	TD
L.Akers	3	2	9	3.0	5
A.Trammell	2	3	7	3.5	12
Team	5	5	16	3.2	12
Opponents	9	2	80	8.9	31

Kickoff Returns	No.	Yds	Avg Long	TD
J.Funk	2	36	18.0	20
D.Lowe	1	22	22.0	22
R.Calais	1	15	15.0	15
Team	4	73	18.3	22
Opponents	6	120	20.0	30

Field Goals	1-19	20-29	30-39	40-49	50+
M.Gay	0/0	0/0	1/1	1/1	0/0
Team	0/0	0/0	1/1	1/1	0/0
Opponents	0/0	0/0	3/3	1/1	0/0

Fumbles Lost: T.Ragas 1, J.Funk 1, L.McCutcheon 1 **Total: 3**
 Opponent Fumble Recoveries: R.Carter 1, D.Kendrick 1 **Total: 2**

Passing	Att	Cmp	Yds	Cmp%	Yds/Att	TD	TD%	Int	Int%	Long	Sack	Lost	Rating
B.Perkins	49	35	399	71.4%	8.1	2	4.1%	0	0.0%	60t	5/	29	109.1
J.Wolford	22	14	142	63.6%	6.4	0	0.0%	0	0.0%	29	5/	29	82.0
Team	71	49	541	69.0%	7.6	2	2.8%	0	0.0%	60t	10/	68	100.7
Opponents	111	79	723	71.2%	6.5	6	5.4%	1	0.9%	41t	6/	59	102.8





Rams 2021 Regular Season Stats



Won 12, Lost 5

Date	Result	Score	Opponent
9/12/2021	W	34 - 14	Chicago Bears
9/19/2021	W	27 - 24	at Indianapolis Colts
9/26/2021	W	34 - 24	Tampa Bay Buccaneers
10/3/2021	L	20 - 37	Arizona Cardinals
10/7/2021	W	26 - 17	at Seattle Seahawks
10/17/2021	W	38 - 11	at New York Giants
10/24/2021	W	28 - 19	Detroit Lions
10/31/2021	W	38 - 22	at Houston Texans
11/7/2021	L	16 - 28	Tennessee Titans
11/15/2021	L	10 - 31	at San Francisco 49ers
11/28/2021	L	28 - 36	at Green Bay Packers
12/5/2021	W	37 - 7	Jacksonville Jaguars
12/13/2021	W	30 - 23	at Arizona Cardinals
12/21/2021	W	20 - 10	Seattle Seahawks
12/26/2021	W	30 - 23	at Minnesota Vikings
1/2/2022	W	20 - 19	at Baltimore Ravens
1/9/2022	L	24 - 27	San Francisco 49ers

	Los Angeles Rams	Opponent
Total First Downs	355	347
Rushing	99	111
Passing	233	214
Penalty	23	22
3rd Down: Made/Att	90/205	92/223
3rd Down Pct.	43.9%	41.3%
4th Down: Made/Att	10/19	17/32
4th Down Pct.	52.6%	53.1%
Possession Avg.	28:49	31:11
Total Net Yards	6325	5863
Avg. Per Game	372.1	344.9
Total Plays	1058	1118
Avg. Per Play	6.0	5.2
Net Yards Rushing	1683	1754
Avg. Per Game	99.0	103.2
Total Rushes	420	443
Net Yards Passing	4642	4109
Avg. Per Game	273.1	241.7
Sacked/Yards Lost	31/251	50/367
Gross Yards	4893	4476
Attempts/Completions	607/406	625/416
Completion Pct.	66.9%	66.6%
Had Intercepted	18	19
Punts/Average	51/44.2	62/46.1

Rushing	No.	Yds	Avg	Long	TD
S.Michel	208	845	4.1	39	4
D.Henderson	149	688	4.6	29	5
R.Woods	8	46	5.8	16t	1
M.Stafford	32	43	1.3	12	0
V.Jefferson	2	20	10.0	10	0
C.Kupp	4	18	4.5	18	0
B.Howell	5	11	2.2	4	0
M.Sargent	2	5	2.5	3	0
J.Funk	2	5	2.5	6	0
C.Akers	5	3	0.6	2	0
J.Hekker	1	0	0.0	0	0
J.Wolford	2	-1	-0.5	0	0
Team	420	1683	4.0	39	10
Opponents	443	1754	4.0	54	18

Receiving	No.	Yds	Avg	Long	TD
C.Kupp	145	1947	13.4	59	16
T.Higbee	61	560	9.2	37	5
V.Jefferson	50	802	16.0	79t	6
R.Woods	45	556	12.4	28	4
D.Henderson	29	176	6.1	25t	3
O.Beckham	27	305	11.3	54t	5
S.Michel	21	128	6.1	24	1
B.Skowronek	11	133	12.1	35	0
D.Jackson	8	221	27.6	75t	1
K.Blanton	4	37	9.3	23	0
C.Akers	3	10	3.3	6	0
J.Mundt	1	9	9.0	9	0
B.Hopkins	1	9	9.0	9	0
Team	406	4893	12.1	79t	41
Opponents	416	4476	10.8	63t	17

Interceptions	No.	Yds	Avg	Long	TD
J.Ramsey	4	41	10.3	25	0
T.Rapp	4	31	7.8	18	0
E.Jones	2	50	25.0	31	0
N.Scott	2	3	1.5	3	0
T.Reeder	2	2	1.0	2	0
J.Fuller	1	34	34.0	34	0
T.Howard	1	19	19.0	19	0
L.Floyd	1	11	11.0	11	0
R.Rochell	1	1	1.0	1	0
D.Long	1	0	0.0	0	0
Team	19	192	10.1	34	0
Opponents	18	181	10.1	33t	4





Rams 2021 Stats Continued...



Net Punting Avg.						42.6		42.3
Penalties/Yards						76/637		88/688
Fumbles/Ball Lost						12/5		20/6
Touchdowns						52		40
Rushing						10		18
Passing						41		17
Returns						1		5
Score By Periods		Q1	Q2	Q3	Q4	OT	Pts	
Team		63	155	113	129	0	460	
Opponents		51	123	91	104	3	372	
Scoring	TD	Ru	Pa	Rt	PAT	FG	2Pt	Pts
M.Gay	0	0	0	0	48/49	32/34	0	144
C.Kupp	16	0	16	0	0/0	0/0	1	98
D.Henderson	8	5	3	0	0/0	0/0	0	48
V.Jefferson	6	0	6	0	0/0	0/0	0	36
R.Woods	5	1	4	0	0/0	0/0	1	32
O.Beckham	5	0	5	0	0/0	0/0	0	30
T.Higbee	5	0	5	0	0/0	0/0	0	30
S.Michel	5	4	1	0	0/0	0/0	0	30
D.Jackson	1	0	1	0	0/0	0/0	0	6
B.Powell	1	0	0	1	0/0	0/0	0	6
Team	52	10	41	1	48/49	32/34	2	460
Opponents	40	18	17	5	36/36	30/34	3	372

2-Pt. Conversions: Team 2/3, Opponents: 3/4
 Sacks: A.Donald 12.5, L.Floyd 9.5, V.Miller 5.0, G.Gaines 4.5,
 T.Lewis 3.0, S.Joseph 3.0, A.Robinson 2.0, J.Hollins 2.0,
 O.Okoronkwo 2.0, K.Young 2.0, T.Reeder 2.0, T.Rapp 1.5,
 E.Jones 1.0 Team: 50.0, Opponents: 31.0

Punting	No	Yds	Avg	Net	TB	In	Lg	B
J.Hekker	51	2252	44.2	42.6	1	23	59	0
Team	51	2252	44.2	42.6	1	23	59	0
Opponents	62	2858	46.1	42.3	1	29	68	0

Punt Returns		Ret	FC	Yds	Avg	Long	TD
T.Atwell		10	1	54	5.4	17	0
B.Powell		6	4	133	22.2	61t	1
J.Koski		2	1	20	10.0	13	0
C.Kupp		1	20	8	8.0	8	0
Team		19	26	215	11.3	61t	1
Opponents		9	25	60	6.7	14	0

Kickoff Returns		No.	Yds	Avg	Long	TD
B.Powell		8	208	26.0	65	0
J.Koski		5	89	17.8	26	0
T.Atwell		5	87	17.4	25	0
S.Michel		4	90	22.5	28	0
J.Funk		4	88	22.0	28	0
B.Skowronek		4	70	17.5	19	0
B.Howell		2	34	17.0	19	0
C.Kupp		2	20	10.0	12	0
Team		34	686	20.2	65	0
Opponents		30	646	21.5	50	0

Field Goals		1-19	20-29	30-39	40-49	50+
M.Gay		0/0	6/6	15/15	7/8	4/5
Team		0/0	6/6	15/15	7/8	4/5
Opponents		0/0	10/10	6/7	10/12	4/5

Fumbles Lost: M.Stafford 2, J.Hekker 1, S.Michel 1, J.Koski 1
Total: 5

Opponent Fumble Recoveries: J.Ramsey 1, L.Floyd 1, D.Williams 1,
 K.Young 1, T.Rapp 1, R.Rochell 1 **Total: 6**

Passing	Att	Cmp	Yds	Cmp%	Yds/Att	TD	TD%	Int	Int%	Long	Sack	Lost	Rating
M.Stafford	601	404	4886	67.2%	8.1	41	6.8%	17	2.8%	79t	30/	243	102.9
J.Wolford	4	1	5	25.0%	1.2	0	0.0%	1	25.0%	5	1/	8	0.0
J.Hekker	1	1	2	100.0%	2.0	0	0.0%	0	0.0%	2	0/	0	79.2
C.Kupp	1	0	0	0.0%	0.0	0	0.0%	0	0.0%	0	0/	0	39.6
Team	607	406	4893	66.9%	8.1	41	6.8%	18	3.0%	79t	31/	251	101.6
Opponents	625	416	4476	66.6%	7.2	17	2.7%	19	3.0%	63t	50/	367	83.8





Rams 2021 Defensive Stats



DEFENSIVE PLAYER STATISTICS

Player	Tkl	Ast	Comb	Sack	\$k Yds	TFL	QH	Int	PD	FF	ER
+ Jordan Fuller	63	50	113	-	-	1	-	1	4	-	-
+ Taylor Rapp	62	29	91	1.5	7	2	3	4	6	-	1
+ Troy Reeder	48	42	90	2	9	6	4	2	6	-	-
+ Aaron Donald	38	46	84	12.5	111	19	25	-	4	4	-
+ Jalen Ramsey	62	15	77	-	-	9	1	4	16	1	1
+ Darious Williams	60	11	71	-	-	3	-	-	9	-	1
+ Leonard Floyd	37	33	70	9.5	68.5	7	18	1	3	1	1
+ A'Shawn Robinson	33	34	67	2	25	2	2	-	-	2	-
+ Ernest Jones	33	25	58	1	4	1	3	2	4	-	-
+ Greg Gaines	28	27	55	4.5	21.5	4	13	-	-	-	-
+ Kenny Young	27	19	46	2	11	6	2	-	1	1	1
+ Nick Scott	24	17	41	-	-	-	-	2	4	-	-
+ David Long	35	5	40	-	-	-	-	1	4	-	-
+ Sebastian Joseph	23	15	38	3	18	3	5	-	-	-	-
+ Von Miller	23	8	31	5	31	12	8	-	1	1	-
+ Donte Deayon	24	5	29	-	-	1	-	-	2	-	-
+ Terrell Lewis	15	7	22	3	24	4	3	-	1	1	-
+ Justin Hollins	14	8	22	2	19	1	1	-	-	1	-
+ Travin Howard	11	6	17	-	-	-	-	1	3	-	-
+ Ogbonnia Okoronkwo	9	6	15	2	18	3	6	-	-	2	-
+ Robert Rochell	11	3	14	-	-	-	-	1	4	-	-
+ Marquise Copeland	4	6	10	-	-	1	-	-	-	-	-
+ Terrell Burgess	3	5	8	-	-	-	-	-	-	-	-
Team Totals	701	432	1133	50	367	85	95	19	72	14	5
Opponent Totals	638	365	1003	31	251	50	80	18	70	6	5



Rams 2021 Special Teams Stats



DEFENSE (SPECIAL TEAMS)

Player	Tkl	Ast	FF	ER
Nick Scott	4	2	0	0
Ben Skowronek	4	2	0	0
Travin Howard	4	0	0	0
Ernest Jones	3	0	0	0
Taylor Rapp	2	1	0	0
Michael Hoecht	2	1	0	0
Antoine Brooks	2	1	0	0
Jamir Jones	2	0	0	0
Christian Rozebom	2	0	0	0
Buddy Howell	2	0	0	0
Terrell Burgess	1	1	0	0
Jake Gervase	1	1	0	0
Jake Funk	1	1	0	0
Johnny Mundt	1	0	0	0
Matt Gay	1	0	0	0
Matt Orzech	1	0	0	0
Troy Reeder	0	1	0	0
Landen Akers	0	1	0	0
Robert Rochell	0	0	0	1
Team Totals	33	12	0	1
Opponent Totals	43	24	1	1

DEFENSE (MISCELLANEOUS)

Player	Tkl	Ast	FF	ER
Austin Corbett	3	0	0	0
Odell Beckham	2	0	0	0
Rob Havenstein	1	0	1	0
Ben Skowronek	1	0	0	0
Sony Michel	1	0	0	0
Van Jefferson	1	0	0	0
David Edwards	1	0	0	0
Cooper Kupp	1	0	0	0
Robert Woods	1	0	0	0
DeSean Jackson	1	0	0	0
Matthew Stafford	0	0	0	3
Kendall Blanton	0	0	0	1
Andrew Whitworth	0	0	0	1
Johnny Hekker	0	0	0	1



Rams 2021 Postseason Stats



Los Angeles Rams / Week 4 / Through Sunday, February 13, 2022 / Post Season

Won 4, Lost 0

1/17/2022	W	34 - 11
1/23/2022	W	30 - 27
1/30/2022	W	20 - 17
2/13/2022	W	23 - 20

Arizona Cardinals
at Tampa Bay Buccaneers
San Francisco 49ers
at Cincinnati Bengals

	Los Angeles Rams	Opponent
Total First Downs	83	65
Rushing	16	17
Passing	59	44
Penalty	8	4
3rd Down: Made/Att	27/57	9/46
3rd Down Pct.	47.4%	19.6%
4th Down: Made/Att	1/2	4/9
4th Down Pct.	50.0%	44.4%
Possession Avg.	34:05	25:55
Total Net Yards	1512	1129
Avg. Per Game	378.0	282.3
Total Plays	269	236
Avg. Per Play	5.6	4.8
Net Yards Rushing	326	241
Avg. Per Game	81.5	60.3
Total Rushes	120	72
Net Yards Passing	1186	888
Avg. Per Game	296.5	222.0
Sacked/Yards Lost	7/42	12/79
Gross Yards	1228	967
Attempts/Completions	142/99	152/88
Completion Pct.	69.7%	57.9%
Had Intercepted	3	4
Punts/Average	16/44.5	20/45.0
Net Punting Avg.	39.3	38.9
Penalties/Yards	14/113	21/196
Fumbles/Ball Lost	4/4	2/1
Touchdowns	12	8
Rushing	2	3
Passing	9	5
Returns	1	0

Score By Periods

	Q1	Q2	Q3	Q4	OT	Pts
Team	24	37	17	29	0	107
Opponents	6	17	35	17	0	75

Scoring	TD	Ru	Pa	Rt	PAT	FG	2Pt	Pts
C.Kupp	6	0	6	0	0/0	0/0	0	36
M.Gay	0	0	0	0	11/11	8/10	0	35
O.Beckham	2	0	2	0	0/0	0/0	0	12
M.Stafford	2	2	0	0	0/0	0/0	0	12
K.Blanton	1	0	1	0	0/0	0/0	0	6
D.Long	1	0	0	1	0/0	0/0	0	6
Team	12	2	9	1	11/11	8/10	0	107
Opponents	8	3	5	0	7/7	6/7	1	75

2-Pt. Conversions: Team 0/1, Opponents: 1/1
Sacks: V.Miller 4.0, A.Donald 3.5, L.Floyd 2.0, E.Jones 1.0, A.Robinson 1.0, G.Gaines 0.5 Team: 12.0, Opponents: 7.0

Rushing	No.	Yds	Avg	Long	TD
C.Akers	67	172	2.6	15	0
S.Michel	26	80	3.1	35	0
M.Stafford	18	42	2.3	14	2
V.Jefferson	1	15	15.0	15	0
D.Henderson	4	7	1.8	5	0
C.Kupp	2	5	2.5	7	0
J.Funik	2	5	2.5	8	0
Team	120	326	2.7	35	2
Opponents	72	241	3.3	14	3

Receiving	No.	Yds	Avg	Long	TD
C.Kupp	33	478	14.5	70t	6
O.Beckham	21	288	13.7	35	2
T.Higbee	9	115	12.8	29	0
V.Jefferson	9	102	11.3	41	0
C.Akers	8	76	9.5	40	0
K.Blanton	7	75	10.7	20	1
B.Hopkins	4	47	11.8	16	0
D.Henderson	3	43	14.3	25	0
S.Michel	3	-8	-2.7	0	0
B.Skowronek	2	12	6.0	7	0
M.Gay	0	0	0.0	0	0
M.Stafford	0	0	0.0	0	0
Team	99	1228	12.4	70t	9
Opponents	88	967	11.0	75t	5

Interceptions	No.	Yds	Avg	Long	TD
T.Howard	1	6	6.0	6	0
D.Long	1	3	3.0	3t	1
N.Scott	1	0	0.0	0	0
M.Copeland	1	0	0.0	0	0
Team	4	9	2.3	6	1
Opponents	3	24	8.0	23	0

Punting	No	Yds	Avg	Net	TB	In	Lg	B
J.Hekker	16	712	44.5	39.3	2	9	58	0
Team	16	712	44.5	39.3	2	9	58	0
Opponents	20	901	45.1	38.9	1	3	57	0

Punt Returns	Ret	FC	Yds	Avg	Long	TD
B.Powell	9	7	104	11.6	33	0
C.Kupp	0	2	0	0.0	0	0
Team	9	9	104	11.6	33	0
Opponents	6	2	44	7.3	20	0

Kickoff Returns	No.	Yds	Avg	Long	TD
B.Powell	5	88	17.6	24	0
Team	5	88	17.6	24	0
Opponents	7	103	14.7	24	0

Field Goals	1-19	20-29	30-39	40-49	50+
M.Gay	0/0	1/1	3/3	4/5	0/1
Team	0/0	1/1	3/3	4/5	0/1
Opponents	0/0	1/1	3/3	1/2	1/1

Fumbles Lost: C.Akers 2, C.Kupp 1, B.Allen 1 Total: 4
Opponent Fumble Recoveries: V.Miller 1 Total: 1

Passing	Att	Cmp	Yds	Cmp%	Yds/Att	TD	TD%	Int	Int%	Long	Sack	Lost	Rating
M.Stafford	140	98	1188	70.0%	8.5	9	6.4%	3	2.1%	70t	7/	42	108.3
O.Beckham	1	1	40	100.0%	40.0	0	0.0%	0	0.0%	40	0/	0	118.8
C.Kupp	1	0	0	0.0%	0.0	0	0.0%	0	0.0%	0	0/	0	39.6
J.Hekker	0	0	0	0.0%	0.0	0	0.0%	0	0.0%	0	0/	0	0.0
Team	142	99	1228	69.7%	8.6	9	6.3%	3	2.1%	70t	7/	42	108.5
Opponents	152	88	967	57.9%	6.4	5	3.3%	4	2.6%	75t	12/	79	76.8



Rams 2021 Postseason Defensive Stats



DEFENSIVE PLAYER STATISTICS

Player	Tkl	Ast	Comb	S	/YDS	TFL	Q	IN	PD	FF	FR
D. Williams	13	11	24	-	-	1	-	-	3	-	-
A. Robinson	12	10	22	1	2	1	1	-	-	-	-
E. Weddle	10	8	18	-	-	1	-	-	-	-	-
T. Reeder	9	7	16	-	-	-	1	-	1	-	-
V. Miller	12	2	14	4	29	6	6	-	1	1	1
N. Scott	11	3	14	-	-	-	-	1	3	-	-
J. Ramsey	11	2	13	-	-	-	-	-	4	-	-
A. Donald	6	7	13	3.5	20.5	4	9	-	1	-	-
D. Long	11	1	12	-	-	1	-	1	1	-	-
L. Floyd	8	4	12	2	17	2	2	-	-	-	-
G. Gaines	3	9	12	0.5	3.5	1	1	-	2	-	-
T. Howard	4	6	10	-	-	1	-	1	3	-	-
E. Jones	6	3	9	1	7	2	3	-	1	-	-
T. Burgess	5	2	7	-	-	-	-	-	-	-	-
T. Rapp	4	3	7	-	-	-	-	-	-	-	-
O. Okoronkwo	2	1	3	-	-	-	1	-	1	-	-
D. Deayon	2	0	2	-	-	-	-	-	1	-	-
M. Hoecht	1	1	2	-	-	-	-	-	-	-	-
J. Hollins	1	1	2	-	-	-	1	-	-	-	-
M. Copeland	0	0	0	-	-	-	-	1	1	-	-
B. Howell	0	0	0	-	-	-	-	-	-	-	-
G. Haley	0	0	0	-	-	-	-	-	-	-	-
B. Skowronek	0	0	0	-	-	-	-	-	-	-	-
C. Rozeboom	0	0	0	-	-	-	-	-	-	-	-
J. Funk	0	0	0	-	-	-	-	-	-	-	-
A. Brooks	0	0	0	-	-	-	-	-	-	-	-
R. Havenstein	0	0	0	-	-	-	-	-	-	-	-
C. Akers	0	0	0	-	-	-	-	-	-	-	-
Team Totals	131	81	212	12	79	20	25	4	23	1	1
Opponent Totals	166	107	273	7	42	27	25	3	9	3	4



Rams 2021 Special Teams Stats



KICKOFF RETURNS

Player	No.	Yds	Avg	Long	ID	EC
1. Powell, Brandon	5	88	17.6	24	0	0
Total	5	88	17.6	24	0	0
Opponents	7	103	14.7	24	0	0

PUNT RETURNS

Player	No.	Yds	Avg	Long	ID	EC
1. Powell, Brandon	9	104	11.6	33	0	7
2. Kupp, Cooper	0	0	0	0	0	2
Total	9	104	11.6	33	0	9
Opponents	6	44	7.3	20	0	2

DEFENSE (SPECIAL TEAMS)

Player	Tkl	Ast	FF	FR
Buddy Howell	3	0	0	0
Grant Haley	2	1	0	0
Ogbonnia Okoronkwo	2	0	0	0
Ben Skowronek	1	1	0	0
Michael Hoecht	1	0	0	0
Christian Rozeboom	1	0	0	0
Jake Funk	0	1	0	0
Antoine Brooks	0	1	0	0
Team Totals	10	4	0	0
Opponent Totals	14	3	0	1



Los Angeles Rams

Roster



Rams Alphabetical Roster



NO.	PLAYER	POS	HT	WT	DOB	AGE	EXP	COLLEGE	H.S. HOMETOWN	ACQUIRED
63	Aboushi, Oday	OG	6-5	315	6/5/1991	31	7	Virginia	Brooklyn, New York	FA-'22
3	Akers, Cam	RB	5-10	217	6/22/1999	23	2	Florida State	Clinton, Miss.	D2A-'20
55	Allen, Brian	OC	6-2	303	10/11/1995	27	5	Michigan State	Hinsdale, Ill.	D4A-'18
15	Atwell, TuTu	WR	5-9	165	10/7/1999	23	2	Louisville	Miami, Fla.	D2-'21
67	Brewer, Chandler	OT	6-6	320	6/12/1997	25	2	Middle Tennessee State	Florence, Ala.	UDFA-'19
95	Brown III, Bobby	DT	6-4	324	8/7/2000	22	2	Texas A&M	Arlington, Texas	D4A-'21
93	Copeland, Marquise	DT	6-2	287	5/9/1997	25	2	Cincinnati	Cleveland, Ohio	UDFA-'19
11	Dixon, Riley	P	6-4	221	8/24/1993	29	7	Syracuse	Oneida, N.Y.	FA-'22
99	Donald, Aaron	DT	6-1	280	5/23/1991	31	9	Pittsburgh	Pittsburgh, Pa.	D1B-'14
14	Durant, Cobie	DC	5-11	180	2/9/1998	24	R	South Carolina State	Lamar, SC	D4-'22
71	Evans, Bobby	OT	6-4	312	3/24/1997	25	4	Oklahoma	Allen, Texas	D3C-'19
54	Floyd, Leonard	LB	6-5	240	9/8/1992	30	7	Georgia	Eastman, Ga.	FA-'20
91	Gaines, Greg	DT	6-1	312	5/6/1996	26	4	Washington	La Habra, Calif.	D4-'19
8	Gay, Matt	K	6-0	232	3/15/1994	28	4	Utah	Orem, Utah	FA-'20
43	Gervase, Jake	LB	6-1	212	9/18/1995	26	1	Iowa	Davenport, Iowa	FA-'19
79	Havenstein, Rob	OT	6-8	330	5/13/1992	30	8	Wisconsin	Mount Airy, Md.	D2-'15
27	Henderson Jr., Darrell	RB	5-8	208	8/19/1997	25	4	Memphis	Batesville, Miss.	D3A-'19
89	Higbee, Tyler	TE	6-6	255	1/1/1993	29	7	Western Kentucky	Clearwater, Fla.	D4A-'16
2	Hill, Troy	DC	5-11	180	8/29/1991	31	6	Oregon	Ventura, Calif.	T(CLE)-'22
97	Hoecht, Michael	DT	6-4	310	10/5/1997	25	2	Brown	Oakwood, Ohio	UDFA-'20
58	Hollins, Justin	LB	6-5	248	1/15/1996	26	4	Oregon	Arlington, Texas	W(DEN)-'20
88	Hopkins, Brycen	TE	6-4	245	3/27/1997	25	3	Purdue	Nashville, Tenn.	D4-'20
32	Howard, Travin	LB	6-1	219	5/10/1996	26	3	Texas Christian	Longview, Texas	D7A-'18
77	Jackson, Alaric	OT	6-7	285	7/14/1998	24	2	Iowa	Detroit, Mich.	UDFA-'21
12	Jefferson, Van	WR	6-1	200	7/26/1996	26	3	Florida	Brentwood, Tenn.	D2B-'20
38	Jolly, Shaun	DC	5-9	180	10/17/1998	24	R	Appalachian State	Stone Mountain, GA	FA-'22
53	Jones, Ernest	LB	6-2	230	11/22/1999	22	2	South Carolina	Waycross, Ga.	D3-'21
6	Kendrick, Derion	DC	6-0	190	8/24/2000	22	R	Georgia	Rock Hill, SC	D6B-'22
10	Kupp, Cooper	WR	6-2	208	6/15/1993	29	6	Eastern Washington	Yakima, Wash.	D3A-'17
37	Lake, Quentin	DS	6-1	201	1/29/1999	23	R	UCLA	Santa Ana, Calif.	D6A-'22
52	Lewis, Terrell	LB	6-5	262	8/25/1998	24	3	Alabama	Washington, D.C.	D3A-'20
22	Long Jr., David	DB	5-11	196	2/6/1998	24	4	Michigan	Los Angeles, Calif.	D3B-'19
82	McCutcheon, Lance	WR	6-3	202	2/28/1999	23	R	Montana State	Bozeman, MT	UDFA-'22
68	Nsekhe, Ty	OT	6-8	325	10/27/1985	37	8	Texas State - San Marcos	Brooklyn, New York	FA-'22
42	Orzech, Matt	LS	6-3	245	4/12/1995	27	3	Azusa Pacific	Menifee, Calif.	W(TEN)-'21
16	Perkins, Bryce	QB	6-3	214	12/20/1996	25	1	Virginia	Queen Creek, Ariz.	UDFA-'20
19	Powell, Brandon	WR	5-8	181	9/12/1995	27	4	Florida	Deerfield Beach, Fla.	FA-'21
5	Ramsey, Jalen	DB	6-1	208	10/24/1994	28	7	Florida State	Smyrna, Tenn.	T(JAX)-'19
24	Rapp, Taylor	DB	6-0	208	12/22/1997	24	4	Washington	Bellingham, Wash.	D2-'19
1	Robinson II, Allen	WR	6-2	210	8/24/1993	29	9	Penn State	Detroit, Mich.	FA-'22
94	Robinson, A'Shawn	DT	6-4	330	3/21/1995	27	7	Alabama	Fort Worth, Texas	FA-'20
31	Rochell, Robert	DB	6-2	195	4/26/1998	24	2	Central Arkansas	Shreveport, La.	D4B-'21
56	Rozeboom, Christian	LB	6-2	230	1/30/1997	25	2	South Dakota State	Sioux Center, Iowa	FA-'21
33	Scott, Nick	DB	5-11	201	5/17/1995	27	4	Penn State	Fairfax, Va.	D7A-'19
65	Shelton, Coleman	OG	6-4	299	7/28/1995	27	4	Washington	Pasadena, Calif.	UDFA-'19
18	Skowronek, Ben	WR	6-3	224	6/27/1997	25	2	Notre Dame	Fort Wayne, Ind.	D7B-'21
64	Skura, Matt	OC	6-3	313	2/17/1993	29	5	Duke	Pittsburgh, PA	FA-'22
9	Stafford, Matthew	QB	6-3	220	2/7/1988	34	14	Georgia	Highland Park, Texas	T(DET)-'21
45	Wagner, Bobby	LB	6-0	241	6/27/1990	32	11	Utah State	Ontario, Calif.	FA-'22
92	Williams, Jonah	DT	6-5	275	8/17/1995	27	2	Weber State	Meridian, Idaho	FA-'21
23	Williams, Kyren	RB	5-9	194	8/26/2000	22	R	Notre Dame	Kirkwood, MO	D5-'22
13	Wolford, John	QB	6-1	200	10/16/1995	27	3	Wake Forest	Jacksonville, Fla.	UDFA-'19
21	Yeast, Russ	DB	5-10	195	5/8/1999	23	R	Kansas State	Greenwood, IN	D7B-'22
Reserved/Injured										
72	Anchrum Jr., Tremayne	OG	6-2	314	6/24/1998	24	2	Clemson	Powder Springs, Ga.	D7C-'20
60	Bruss, Logan	OG	6-5	309	10/6/1998	24	R	Wisconsin	Kimberly, Wis.	D3-'22
73	Edwards, David	OG	6-6	308	3/20/1997	25	4	Wisconsin	Downers Grove, Ill.	D5-'19
4	Fuller, Jordan	DB	6-2	203	3/4/1998	24	3	Ohio State	Old Tappan, N.J.	D6-'20
36	Haley, Grant	DB	5-9	190	1/6/1996	26	4	Penn State	Atlanta, Ga	FA-'21
44	Hardy, Daniel	LB	6-3	240	12/15/1998	23	R	Montana State	Beaverton, OR	D7A-'22
35	Hummel, Jacob	LB	6-1	235	1/4/1999	23	R	Iowa State	West Des Moines, IA	UDFA-'22
17	Koski, JJ	WR	6-1	195	12/27/1996	25	1	Cal Poly	Danville, Calif.	UDFA-'20
70	Noteboom, Joe	OT	6-5	321	6/19/1995	27	5	Texas Christian	Plano, Texas	D3-'18
Practice Squad										
61	Arcuri, AJ	OT	6-7	320	8/13/1997	25	R	Michigan State	Powell, OH	D7C-'22
41	Brown, Malcolm	RB	5-11	225	5/15/1993	29	7	Texas	Biloxi, Mississippi	FA-'22
90	Brown IV, Earnest	DE	6-5	270	1/8/1999	23	1	Northwestern	Aubrey, Texas	D5-'21
49	Carter Jr., Roger	TE	6-2	250	3/31/1999	23	R	Georgia State	Blythewood, SC	UDFA-'22
20	Carter Jr., T.J.	DC	5-11	193	4/3/1999	23	R	Texas Christian	Nashville, TN	UDFA-'22
68	Carter, T.J.	DE	6-4	289	9/15/1998	24	R	Kentucky	Mableton, GA	FA-'22
69	Garcia, Elijah	DT	6-5	302	3/11/1998	24	R	Rice	San Antonio, TX	UDFA-'22
62	Kolone, Jeremiah	OG	6-3	316	10/23/1994	28	1	San Jose St.	Fallbrook, Calif.	FA-'21
46	Pinkney, Jared	TE	6-4	257	8/21/1997	25	1	Vanderbilt	Norcross, Ga	FA-'22
30	Rivers, Ronnie	RB	5-9	195	1/31/1999	23	R	Fresno St.	Brentwood, CA	FA-'22
98	Thomas, Brayden	LB	6-3	260	3/20/1998	24	R	North Dakota State	Bismarck, ND	UDFA-'22
96	Thomas II, Keir	LB	6-2	275	1/25/1998	24	R	Florida State	Miami, FL	UDFA-'22
81	Trammell, Austin	WR	5-10	185	7/4/1998	24	1	Rice	Alexandria, LA	FA-'22
51	VanValkenburg, Zach	LB	6-4	263	2/17/1998	24	R	Iowa	Zeeland, Michigan	FA-'22
Practice Squad Exception										
86	Blanton, Kendall	TE	6-6	262	11/10/1995	27	2	Missouri	Blue Springs, MO	UDFA-'19
87	Harris, Jacob	WR	6-5	211	4/16/1997	25	2	Central Florida	Palm Harbor, Fla.	D4C-'21
International Practice Player Signing										
66	Pircher, Max	OT	6-7	300	9/7/1999	22	1	Innsbruck	Brixen, Italy	UDFA-'21



Rams Numerical Roster



NO.	PLAYER	POS	HT	WT	AGE	EXP	COLLEGE	H.S. HOMETOWN	ACQUIRED
1	Allen Robinson II	WR	6-2	210	29	9	Penn State	Detroit, Mich.	FA-'22
2	Troy Hill	DC	5-11	180	31	6	Oregon	Ventura, Calif.	T(CLE)-'22
3	Cam Akers	RB	5-10	217	23	2	Florida State	Clinton, Miss.	D2A-'20
5	Jalen Ramsey	DB	6-1	208	28	7	Florida State	Smyrna, Tenn.	T(JAX)-'19
6	Derion Kendrick	DC	6-0	190	22	R	Georgia	Rock Hill, SC	D6B-'22
8	Matt Gay	K	6-0	232	28	4	Utah	Orem, Utah	FA-'20
9	Matthew Stafford	QB	6-3	220	34	14	Georgia	Highland Park, Texas	T(DET)-'21
10	Cooper Kupp	WR	6-2	208	29	6	Eastern Washington	Yakima, Wash.	D3A-'17
11	Riley Dixon	P	6-4	221	29	7	Syracuse	Oneida, N.Y.	FA-'22
12	Van Jefferson	WR	6-1	200	26	3	Florida	Brentwood, Tenn.	D2B-'20
13	John Wolford	QB	6-1	200	27	3	Wake Forest	Jacksonville, Fla.	UDFA-'19
14	Cobie Durant	DC	5-11	180	24	R	South Carolina State	Lamar, SC	D4-'22
15	TuTu Atwell	WR	5-9	165	23	2	Louisville	Miami, Fla.	D2-'21
16	Bryce Perkins	QB	6-3	215	25	1	Virginia	Queen Creek, Ariz.	UDFA-'20
18	Ben Skowronek	WR	6-3	224	25	2	Notre Dame	Fort Wayne, Ind.	D7B-'21
19	Brandon Powell	WR	5-8	181	27	4	Florida	Deerfield Beach, Fla.	FA-'21
21	Russ Yeast	DB	5-10	195	23	R	Kansas State	Greenwood, IN	D7B-'22
22	David Long Jr.	DB	5-11	198	24	4	Michigan	Los Angeles, Calif.	D3B-'19
23	Kyren Williams	RB	5-9	194	22	R	Notre Dame	Kirkwood, MO	D5-'22
24	Taylor Rapp	DB	6-0	208	24	4	Washington	Bellingham, Wash.	D2-'19
27	Darrell Henderson Jr.	RB	5-8	208	25	4	Memphis	Batesville, Miss.	D3A-'19
31	Robert Rochell	DB	6-2	195	24	2	Central Arkansas	Shreveport, La.	D4B-'21
32	Travin Howard	LB	6-1	219	26	3	Texas Christian	Longview, Texas	D7A-'18
33	Nick Scott	DB	5-11	201	27	4	Penn State	Fairfax, Va.	D7A-'19
37	Quentin Lake	DS	6-1	201	23	R	UCLA	Santa Ana, Calif.	D6A-'22
38	Shaun Jolly	DC	5-9	180	24	R	Appalachian State	Stone Mountain, GA	FA-'22
42	Matt Orzech	LS	6-3	245	27	3	Azusa Pacific	Menifee, Calif.	W(TEN)-'21
43	Jake Gervase	LB	6-1	212	26	1	Iowa	Davenport, Iowa	FA-'19
45	Bobby Wagner	LB	6-0	241	32	11	Utah State	Ontario, Calif.	FA-'22
52	Terrell Lewis	LB	6-5	262	24	3	Alabama	Washington, D.C.	D3A-'20
53	Ernest Jones	LB	6-2	230	22	2	South Carolina	Waycross, Ga.	D3-'21
54	Leonard Floyd	LB	6-5	240	30	7	Georgia	Eastman, Ga.	FA-'20
55	Brian Allen	OC	6-2	303	27	5	Michigan State	Hinsdale, Ill.	D4A-'18
56	Christian Rozeboom	LB	6-2	230	25	2	South Dakota State	Sioux Center, Iowa	FA-'21
58	Justin Hollins	LB	6-5	248	26	4	Oregon	Arlington, Texas	W(DEN)-'20
63	Oday Aboushi	OG	6-5	315	31	7	Virginia	Brooklyn, New York	FA-'22
64	Matt Skura	OC	6-3	313	29	5	Duke	Pittsburgh, PA	UDFA-'16
65	Coleman Shelton	OG	6-4	299	27	4	Washington	Pasadena, Calif.	UDFA-'19
67	Chandler Brewer	OT	6-6	320	25	2	Middle Tennessee State	Florence, Ala.	UDFA-'19
68	Ty Nsekhe	OT	6-8	325	37	8	Texas State - San Marcos	Brooklyn, New York	FA-'22
71	Bobby Evans	OT	6-4	312	25	4	Oklahoma	Allen, Texas	D3C-'19
77	Alaric Jackson	OT	6-7	285	24	2	Iowa	Detroit, Mich.	UDFA-'21
79	Rob Havenstein	OT	6-8	330	30	8	Wisconsin	Mount Airy, Md.	D2-'15
82	Lance McCutcheon	WR	6-3	202	23	R	Montana State	Bozeman, MT	UDFA-'22
88	Brycen Hopkins	TE	6-4	245	25	3	Purdue	Nashville, Tenn.	D4-'20
89	Tyler Higbee	TE	6-6	255	29	7	Western Kentucky	Clearwater, Fla.	D4A-'16
91	Greg Gaines	DT	6-1	312	26	4	Washington	La Habra, Calif.	D4-'19
92	Jonah Williams	DT	6-5	275	27	2	Weber State	Meridian, Idaho	FA-'21
93	Marquise Copeland	DT	6-2	287	25	2	Cincinnati	Cleveland, Ohio	UDFA-'19
94	A'Shawn Robinson	DT	6-4	330	27	7	Alabama	Fort Worth, Texas	FA-'20
95	Bobby Brown III	DT	6-4	324	22	2	Texas A&M	Arlington, Texas	D4A-'21
97	Michael Hoecht	DT	6-4	310	25	2	Brown	Oakwood, Ohio	UDFA-'20
99	Aaron Donald	DT	6-1	280	31	9	Pittsburgh	Pittsburgh, Pa.	D1B-'14
Reserved/Injured									
4	Jordan Fuller	DB	6-2	203	24	3	Ohio State	Old Tappan, N.J.	D8-'20
17	JJ Koski	WR	6-1	195	25	1	Cal Poly	Danville, Calif.	UDFA-'20
35	Jacob Hummel	LB	6-1	235	23	R	Iowa State	West Des Moines, IA	UDFA-'22
36	Grant Haley	DB	5-9	190	26	4	Penn State	Atlanta, Ga	FA-'21
44	Daniel Hardy	LB	6-3	240	23	R	Montana State	Beaverton, OR	D7A-'22
60	Logan Bruss	OG	6-5	309	24	R	Wisconsin	Kimberly, Wis.	D3-'22
70	Joe Noteboom	OT	6-5	321	27	5	Texas Christian	Plano, Texas	D3-'18
72	Tremayne Anchrum Jr.	OG	6-2	314	24	2	Clemson	Powder Springs, Ga.	D7C-'20
73	David Edwards	OG	6-6	308	25	4	Wisconsin	Downers Grove, Ill.	D5-'19
Practice Squad									
20	T.J. Carter Jr.	DC	5-11	193	23	R	Texas Christian	Nashville, TN	UDFA-'22
30	Ronnie Rivers	RB	5-9	195	23	R	Fresno St.	Brentwood, CA	FA-'22
41	Malcolm Brown	RB	5-11	225	29	7	Texas	Biloxi, Mississippi	FA-'22
46	Jared Pinkney	TE	6-4	257	25	1	Vanderbilt	Norcross, Ga	FA-'22
49	Roger Carter Jr.	TE	6-2	250	23	R	Georgia State	Blythewood, SC	UDFA-'22
51	Zach Van Valkenburg	LB	6-4	263	24	R	Iowa	Zeeland, Michigan	UDFA-'22
61	AJ Arcuri	OT	6-7	320	25	R	Michigan State	Powell, OH	D7C-'22
62	Jeremiah Kolone	OG	6-3	316	28	1	San Jose St.	Fallbrook, Calif.	FA-'21
68	T.J. Carter	DE	6-4	289	24	R	Kentucky	Mableton, GA	FA-'22
69	Elijah Garcia	DT	6-5	302	24	R	Rice	San Antonio, TX	UDFA-'22
81	Austin Trammell	WR	5-10	185	24	1	Rice	Alexandria, LA	FA-'22
90	Earnest Brown IV	DE	6-5	270	23	1	Northwestern	Aubrey, Texas	D5-'21
96	Keir Thomas II	LB	6-2	275	24	R	Florida State	Miami, FL	UDFA-'22
98	Brayden Thomas	LB	6-3	260	24	R	North Dakota State	Bismarck, ND	UDFA-'22
Practice Squad Exception									
88	Kendall Blanton	TE	6-6	262	27	2	Missouri	Blue Springs, MO	UDFA-'19
87	Jacob Harris	WR	6-5	211	25	2	Central Florida	Palm Harbor, Fla.	D4C-'21
International Practice Player Signing									
66	Max Pircher	OT	6-7	300	22	1	Innsbruck	Brixen, Italy	UDFA-'21



Rams Depth Chart



Underlined denotes rookies

OFFENSE

WR	1	Allen Robinson II	15	TuTu Atwell	<u>82</u>	<u>Lance McCutcheon</u>
TE	89	Tyler Higbee	88	Brycen Hopkins		
LT	77	Alaric Jackson	68	Ty Nsekhe		
LG	71	Bobby Evans	64	Matt Skura		
C	55	Brian Allen				
RG	65	Coleman Shelton	63	Oday Aboushi		
RT	79	Rob Havenstein				
WR	10	Cooper Kupp	19	Brandon Powell		
WR	12	Van Jefferson	18	Ben Skowronek		
QB	9	Matthew Stafford	13	John Wolford	16	Bryce Perkins
RB	27	Darrell Henderson Jr.	3	Cam Akers	<u>23</u>	<u>Kyren Williams</u>

DEFENSE

DE	94	A'Shawn Robinson	93	Marquise Copeland		
NT	91	Greg Gaines	92	Jonah Williams	95	Bobby Brown III
DT	99	Aaron Donald	97	Michael Hoecht		
OLB	58	Justin Hollins	or 52	Terrell Lewis		
OLB	54	Leonard Floyd				
ILB	53	Ernest Jones	32	Travin Howard		
ILB	45	Bobby Wagner	56	Christian Rozeboom	43	Jake Gervase
LCB	<u>6</u>	<u>Derion Kendrick</u>	31	Robert Rochell		
RCB	5	Jalen Ramsey	22	David Long Jr.	<u>14</u>	<u>Cobie Durant</u>
NCB	2	Troy Hill			<u>38</u>	<u>Shaun Jolly</u>
SS	24	Taylor Rapp	21	Russ Yeast		
FS	33	Nick Scott	<u>37</u>	<u>Quentin Lake</u>		

SPECIALISTS

P	11	Riley Dixon				
K	8	Matt Gay				
H	11	Riley Dixon				
LS	42	Matt Orzech				
PR	19	Brandon Powell	10	Cooper Kupp		
KR	19	Brandon Powell				





How The Rams Were Built



	DRAFTEES (26)		FREE AGENTS (22)		TRADES/WAIVERS (5)	
2022	DC	Cobie Durant (4)	WR	Allen Robinson II (FA)	CB	Troy Hill T(CLE)-'22
	DS	Russ Yeast (7b)	P	Riley Dixon (FA)		
	RB	Kyren Williams (5)	LB	Bobby Wagner (FA)		
	DS	Quentin Lake (8a)	WR	Lance McCutcheon (UDFA)		
			OT	Ty Nsekhe (FA)		
			DT	Oday Aboushi (FA)		
			OC	Matt Skura (FA)		
2021	WR	TuTu Atwell (2)	WR	Brandon Powell (FA)	QB	Matthew Stafford T(DET)
	LB	Ernest Jones (3)	LB	Christian Rozeboom (FA)	LS	Matt Orzech W(TEN)
	DT	Bobby Brown III (4a)	DT	Jonah Williams (FA)		
	DB	Robert Rochell (4b)	OT	Alaric Jackson (UDFA)		
	WR	Ben Skowronek (7b)	DC	Shaun Jolly (FA)		
2020	RB	Cam Akers (2a)	K	Matt Gay (FA)	LB	Justin Hollins W(DEN)
	WR	Van Jefferson (2b)	LB	Leonard Floyd (FA)		
	LB	Terrell Lewis (3a)	DT	A'Shawn Robinson (FA)		
	TE	Brycen Hopkins (4)	QB	Bryce Perkins (UDFA)		
	OG	Tremayne Anchrum Jr. (7c)	DT	Michael Hoecht (UDFA)		
2019	DB	Taylor Rapp (2)				
	RB	Darrell Henderson Jr. (3a)	QB	John Wolford (UDFA)	DB	Jalen Ramsey T (JAX)
	DB	David Long Jr. (3b)	DT	Marquise Copeland (UDFA)		
	OT	Bobby Evans (3c)	OT	Chandler Brewer (UDFA)		
	DT	Greg Gaines (4)	OG	Coleman Shelton (UDFA)		
	DB	Nick Scott (7a)				
2018	OC	Brian Allen (4a)				
	LB	Travin Howard (7a)	LB	Jake Gervase (FA)		
2017	WR	Cooper Kupp (3a)				
2016	TE	Tyler Higbee (4a)				
2015	OT	Rob Havenstein (2)				
2014	DT	Aaron Donald (1b)				



Rams Starters/Actives



OFFENSE

	WR	LT	LG	C	RG	RT	WR	WR	QB	TE	RB
vs Buf 9/8	Al. Robinson	J. Noteboom	D. Edwards	B. Allen	C. Shelton	R. Havenstein	B. Skowronek	C. Kupp	M. Stafford	T. Higbee	D. Henderson
vs Atl 9/18	Al. Robinson	J. Noteboom	D. Edwards	C. Shelton	T. Anchrum	R. Havenstein	B. Skowronek	C. Kupp	M. Stafford	T. Higbee	D. Henderson
at Ari 9/25	Al. Robinson	J. Noteboom	D. Edwards	C. Shelton	A. Jackson	R. Havenstein	B. Skowronek	C. Kupp	M. Stafford	T. Higbee	D. Henderson
at SF 10/3	Al. Robinson	J. Noteboom	B. Evans	C. Shelton	A. Jackson	R. Havenstein	B. Skowronek	C. Kupp	M. Stafford	T. Higbee	C. Akers
vs Dal 10/9	Al. Robinson	J. Noteboom	D. Edwards	J. Kolone	A. Jackson	R. Havenstein	B. Skowronek	C. Kupp	M. Stafford	T. Higbee	C. Akers
vs Car 10/16	Al. Robinson	J. Noteboom	B. Evans	J. Kolone	A. Jackson	R. Havenstein	B. Powell	C. Kupp	M. Stafford	T. Higbee	D. Henderson
vs SF 10/30	Al. Robinson	A. Jackson	B. Evans	B. Allen	O. Aboushi	R. Havenstein	V. Jefferson	C. Kupp	M. Stafford	T. Higbee	R. Rivers
at TB 11/6	Al. Robinson	A. Jackson	B. Evans	B. Allen	C. Brewer	R. Havenstein	V. Jefferson	C. Kupp	M. Stafford	T. Higbee	D. Henderson
vs Ari 11/13	Al. Robinson	T. Nsekhe	C. Shelton	B. Allen	C. Brewer	R. Havenstein	B. Skowronek	C. Kupp	J. Wolford	T. Higbee	D. Henderson
at NO 11/20											
at KC 11/27											
vs Sea 12/4											
vs LV 12/8											
at GB 12/19											
vs Den 12/25											
at LAC 1/1											
at Sea 1/7 or 1/8											

DEFENSE

	DE	DB/OLB/ILB	DT	NT/DB/CB	OLB	ILB/DT	ILB	LCB/CB/ILB	RCB	SS/S	FS
vs Buf 9/8	As. Robinson	J. Fuller	A. Donald	G. Gaines	L. Floyd	E. Jones	B. Wagner	T. Hill	J. Ramsey	T. Rapp	N. Scott
vs Atl 9/18	As. Robinson	J. Hollins	A. Donald	G. Gaines	L. Floyd	E. Jones	B. Wagner	T. Hill	J. Ramsey	T. Rapp	N. Scott
at Ari 9/25	As. Robinson	J. Hollins	A. Donald	G. Gaines	L. Floyd	E. Jones	B. Wagner	D. Kendrick	J. Ramsey	T. Rapp	N. Scott
at SF 10/3	As. Robinson	J. Hollins	A. Donald	G. Gaines	L. Floyd	E. Jones	B. Wagner	D. Kendrick	J. Ramsey	T. Rapp	N. Scott
vs Dal 10/9	As. Robinson	G. Haley	A. Donald	G. Gaines	L. Floyd	M. Copeland	B. Wagner	D. Kendrick	J. Ramsey	T. Burgess	N. Scott
vs Car 10/16	As. Robinson	J. Hollins	A. Donald	D. Long	L. Floyd	M. Copeland	B. Wagner	D. Kendrick	J. Ramsey	T. Rapp	N. Scott
vs SF 10/30	As. Robinson	E. Jones	A. Donald	T. Hill	L. Floyd	M. Copeland	B. Wagner	D. Kendrick	J. Ramsey	T. Rapp	N. Scott
at TB 11/6	As. Robinson	E. Jones	A. Donald	T. Hill	L. Floyd	G. Gaines	B. Wagner	J. Hollins	J. Ramsey	T. Rapp	N. Scott
vs Ari 11/13	As. Robinson	D. Long	A. Donald	T. Hill	L. Floyd	M. Copeland	B. Wagner	T. Lewis	J. Ramsey	T. Rapp	N. Scott
at NO 11/20											
at KC 11/27											
vs Sea 12/4											
vs LV 12/8											
at GB 12/19											
vs Den 12/25											
at LAC 1/1											
at Sea 1/7 or 1/8											

SPECIALISTS

INACTIVES

	K	P	LS								
vs Buf 9/8	M. Gay	R. Dixon	M. Orzech	vs Buf 9/8	D. Kendrick	V. Jefferson	B. Perkins	R. Yeast	L. McCutcheon		
vs Atl 9/18	M. Gay	R. Dixon	M. Orzech	vs Atl 9/18	D. Kendrick	V. Jefferson	B. Perkins	R. Yeast	L. McCutcheon	B. Allen	
at Ari 9/25	M. Gay	R. Dixon	M. Orzech	at Ari 9/25	J. Fuller	D. Durant	B. Perkins	D. Long	S. Jolly	B. Allen	
at SF 10/3	M. Gay	R. Dixon	M. Orzech	at SF 10/3	D. Durant	T. Atwell	B. Perkins	D. Long	S. Jolly	B. Allen	D. Edwards
vs Dal 10/9	M. Gay	R. Dixon	M. Orzech	vs Dal 10/9	D. Durant	B. Perkins	D. Long	T. Rapp	B. Allen	L. McCutcheon	
vs Car 10/16	M. Gay	R. Dixon	M. Orzech	vs Car 10/16	C. Akers	J. Wolford	D. Durant	S. Jolly	B. Allen	L. McCutcheon	
vs SF 10/30	M. Gay	R. Dixon	M. Orzech	vs SF 10/30	C. Akers	B. Perkins	S. Jolly	L. McCutcheon	K. Blanton	B. Brown	
at TB 11/6	M. Gay	R. Dixon	M. Orzech	at TB 11/6	T. Atwell	B. Perkins	T. Burgess	S. Jolly	L. McCutcheon	K. Blanton	B. Brown
vs Ari 11/13	M. Gay	R. Dixon	M. Orzech	vs Ari 11/13	M. Stafford	T. Atwell	T. Howard	S. Jolly	A. Jackson	G. Gaines	
at NO 11/20				at NO 11/20							
at KC 11/27				at KC 11/27							
vs Sea 12/4				vs Sea 12/4							
vs LV 12/8				vs LV 12/8							
at GB 12/19				at GB 12/19							
vs Den 12/25				vs Den 12/25							
at LAC 1/1				at LAC 1/1							
at Sea 1/7 or 1/8				at Sea 1/7 or 1/8							



Los Angeles Rams

Game Summaries



Game Summaries



1-0

WEEK 1

Buffalo Bills 31, Los Angeles Rams 10
73,846•SoFi Stadium•9/8/22



0-1

Buffalo Bills.....	7	3	7	14	-	31
Los Angeles Rams.....	0	10	0	0	-	10



Scoring Drives



Team	Quarter	Time	Scoring Play	BUF	LAR
BUF	1	9:56	Gabe Davis 26-yard TD pass from Josh Allen (Tyler Bass PAT) (9-74, 5:04)	7	0
BUF	2	8:48	Tyler Bass 41-yard field goal (8-50, 4:07)	10	0
LAR	2	3:00	Cooper Kupp 4-yard TD pass from Matthew Stafford (Matt Gay PAT) (11-60, 5:48)	10	7
LAR	2	0:00	Matt Gay 57-yard field goal (8-6, 1:53)	10	10
BUF	3	7:59	Isaiah McKenzie 7-yard TD pass from Josh Allen (Tyler Bass PAT) (8-58, 5:03)	17	10
BUF	4	13:27	Josh Allen 4-yard TD run (Tyler Bass PAT) (13-89, 6:44)	24	10
BUF	4	9:25	Stefon Diggs 53-yard TD pass from Josh Allen (Tyler Bass PAT) (3-59, 1:36)	31	10



Buffalo Bills



Los Angeles Rams



Passing	Comp/Att.	Yards	TDs	INTs	Rtg.
Josh Allen	26/31	297	3	2	112.0
TOTAL	26/31	297	3	2	112.0
Rushing	Att.	Yards	Avg.	Long	TDs
Josh Allen	10	56	5.6	13	1
Devin Singletary	8	48	6.0	13	0
Zack Moss	6	15	2.5	8	0
James Cook	1	2	2.0	2	0
TOTAL	25	121	4.8	13	1
Receiving	Rec.	Yards	Avg.	Long	TDs
Stefon Diggs	8	122	15.3	53	1
Gabe Davis	4	88	22.0	47	1
Jamison Crowder	3	28	9.3	11	0
Zack Moss	6	21	3.5	8	0
Isaiah McKenzie	2	19	9.5	12	1
Devin Singletary	2	14	7.0	8	0
Dawson Knox	1	5	5.0	5	0
TOTAL	26	297	11.4	53	2
Top Defense	Total	Solo	Asst.	Sck/Yrds	Int
Tremaine Edmunds	10	7	3	0.0/0	0
Taron Johnson	9	5	4	0.0/0	0
Matt Milano	7	5	2	0.0/0	0
Dane Jackson	5	4	1	0.0/0	1
Von Miller	4	4	0	2.0/17	0
Greg Rousseau	4	4	1	1.0/7	0
Jordan Phillips	4	2	2	1.5/14.5	0
Boogie Basham	2	2	0	1.0/0	1
AJ Epenesa	2	1	1	1.5/10.5	0
Jordan Poyer	2	2	0	0.0/0	1
Field Goals	FGM/FGA	Percent	Long	Results	XP
Tyler Bass	1/1	100%	41	41G	4/4

Passing	Comp/Att.	Yards	TDs	INTs	Rtg.
Matthew Stafford	29/41	240	1	3	63.1
TOTAL	29/41	240	1	3	63.1
Rushing	Att.	Yards	Avg.	Long	TDs
Darrell Henderson Jr.	13	47	3.6	18	0
Brandon Powell	1	3	3.0	3	0
Matthew Stafford	1	2	2.0	2	0
Cam Akers	3	0	0.0	0	0
TOTAL	18	52	2.9	18	0
Receiving	Rec.	Yards	Avg.	Long	TDs
Cooper Kupp	13	128	9.8	28	1
Tyler Higbee	5	39	7.8	11	0
Darrell Henderson Jr.	5	26	5.2	10	0
Ben Skowronek	4	25	6.3	12	0
Allen Robinson II	1	12	12.0	12	0
Brandon Powell	1	10	10.0	10	0
TOTAL	29	240	8.3	28	1
Top Defense	Total	Solo	Asst.	Sck/Yrds	Int
Troy Hill	8	6	2	0.0/0	1
Bobby Wagner	7	5	2	1.0/4	0
Ernest Jones	7	5	2	0.0/0	0
Nick Scott	7	3	4	0.0/0	0
Jalen Ramsey	6	6	0	0.0/0	0
A'Shawn Robinson	5	2	3	0.0/0	0
Taylor Rapp	4	1	3	0.0/0	0
Terrell Lewis	3	3	0	0.0/0	1
David Long Jr.	3	3	0	0.0/0	0
Leonard Floyd	3	2	1	0.0/0	0
Aaron Donald	2	2	0	1.0/1	0
Field Goals	FGM/FGA	Percent	Long	Results	XP
Matt Gay	1/1	100%	57	57G	1/1



Team Statistics



Team Stats	Bills	Rams
First Downs.....	23	19
3rd-Down Eff (Made/Att./Pct.)	9/10/90%	6/13/46%
4th-Down Eff (Made/Att./Pct.)	0/0/0%	2/3/66.7%
Total Yards	413	243
Total Plays	58	66
Yards Per Play	7.1	3.7
Rushes/Yards	25/121	18/52
Passing Yards	297	240
Pass Completions/Attempts	26/31	29/41
Had Intercepted	2	3
Sacked/Yards Lost	2/5	7/49
Punts/Average	0/0	4/45
Penalties/Yards	5/35	4/30
Fumbles/Lost	2/2	1/0
Possession Time	31:14	28:46



Game Summaries



0-2

WEEK 2

Atlanta Falcons 27, Los Angeles Rams 31
71,802•SoFi Stadium•9/18/22



1-1

Atlanta Falcons.....	0	3	7	17	-	27
Los Angeles Rams.....	7	14	7	3	-	31



Scoring Drives



Team	Quarter	Time	Scoring Play	ATL	LAR
LAR	1	1:44	Allen Robinson II 1-yard pass from Matthew Stafford (Matt Gay PAT) (9-66, 5:10)	0	7
LAR	2	9:30	Darrell Henderson Jr. 8-yard run (Matt Gay PAT)) (8-50, 4:41)	0	14
ATL	2	2:44	Younghoe Koo 36-yard field goal (11-67, 6:46)	3	14
LAR	2	0:14	Cooper Kupp 3-yard pass from Matthew Stafford (Matt Gay PAT) (3-9, 0:14)	3	21
LAR	3	9:22	Cooper Kupp 10-yard pass from Matthew Stafford (Matt Gay PAT) (10-75, 5:38)	3	28
ATL	3	3:20	Drake London 4-yard pass from Marcus Mariota (Younghoe Koo PAT) (5-20, 3:03)	10	28
LAR	4	12:13	Matt Gay 20-yard field goal (13-78, 6:07)	10	31
ATL	4	8:14	Olamide Zaccheaus 4-yard pass from Marcus Mariota (Younghoe Koo PAT) (8-72, 3:59)	17	31
ATL	4	4:57	Lorenzo Carter 26-yard return of blocked punt (Marcus Mariota pass to Drake London for two-point conversion) (6-16, 3:17)	25	31
ATL	4	0:06	Brandon Powell OB in end zone for a safety (4--23, 1:01)	27	31



Atlanta Falcons



Los Angeles Rams



Passing	Comp/Att.	Yards	TDs	INTs	Rtg.
Marcus Mariota	17/26	196	2	2	81.6
TOTAL	17/26	196	2	2	81.6
Rushing	Att.	Yards	Avg.	Long	TDs
Cordarrelle Patterson	10	41	4.1	11	0
Tyler Allgeier	10	30	3.0	9	0
Marcus Mariota	6	16	2.7	10	0
Caleb Huntley	1	3	3.0	3	0
TOTAL	27	90	3.3	11	0
Receiving	Rec.	Yards	Avg.	Long	TDs
Drake London	8	86	10.8	22	1
KhaDarel Hodge	2	57	28.5	39	0
Olamide Zaccheaus	2	21	10.5	11	1
Kyle Pitts	2	19	9.5	13	0
Avery Williams	1	6	6.0	6	0
Parker Hesse	1	5	5.0	5	0
Bryan Edwards	1	2	2.0	2	0
TOTAL	17	196	11.5	29	2
Top Defense	Total	Solo	Asst.	Sck/Yrds	Int
A.J. Terrell	9	6	3	0.0/0	0
Mykal Walker	7	5	2	0.0/0	1
Rashaan Evans	7	1	6	0.0/0	0
Richie Grant	6	3	3	0.0/0	0
Adetokunbo Ogundeji	6	2	4	1.0/0	0
Darren Hall	5	4	1	0.0/0	0
Erik Harris	5	2	3	0.0/0	0
Casey Hayward	2	2	0	0.0/0	1
Field Goals	FGM/FGA	Percent	Long	Results	XP
Bradley Pinion	1/2	50%	26	26G	2/2
TOTAL	1/2	50%	26	26G	2/2

Passing	Comp/Att.	Yards	TDs	INTs	Rtg.
Matthew Stafford	27/36	272	3	2	100.7
TOTAL	27/36	272	3	2	100.7
Rushing	Att.	Yards	Avg.	Long	TDs
Darrell Henderson Jr.	10	47	4.7	13	1
Cam Akers	15	44	2.9	8	0
Brandon Powell	1	-26	-26.0	-26	0
TOTAL	26	65	2.5	13	1
Receiving	Rec.	Yards	Avg.	Long	TDs
Cooper Kupp	11	108	9.8	20	2
Tyler Higbee	7	71	10.1	18	0
Allen Robinson II	4	53	13.3	29	1
Cam Akers	2	18	9.0	10	0
Ben Skowronek	2	16	8.0	8	0
Brandon Powell	1	6	6.0	6	0
TOTAL	27	272	10.1	29	3
Top Defense	Total	Solo	Asst.	Sck/Yrds	Int
Ernest Jones	12	5	7	0.0/0	0
Jordan Fuller	8	6	2	0.0/0	0
Bobby Wagner	7	3	4	1.0/7	0
Justin Hollins	5	4	1	1.0/11	0
David Long Jr.	4	3	1	0.0/0	0
A'Shawn Robinson	4	2	2	0.0/0	0
Nick Scott	3	2	1	0.0/0	0
Greg Gaines	3	2	1	0.0/0	0
Jalen Ramsey	2	2	0	0.0/0	1
Cobie Durant	2	1	1	1.0/7	1
Field Goals	FGM/FGA	Percent	Long	Results	XP
Matt Gay	1/1	100%	20	20G	4/4
TOTAL	1/1	100%	20	20G	4/4



Team Statistics



Team Stats	Falcons	Rams
First Downs.....	17	24
3rd-Down Eff (Made/Att./Pct.)	3/10/30%	6/10/60%
4th-Down Eff (Made/Att./Pct.)	1/2/50%	0/1/0%
Total Yards	261	337
Total Plays	56	63
Yards Per Play	4.7	5.3
Rushes/Yards	27/90	26/65
Passing Yards	171	272
Pass Completions/Attempts	17/26	27/36
Had Intercepted	2	2
Sacked/Yards Lost	3/25	1/0
Punts/Average	1/44	0/0
Penalties/Yards	5/29	3/61
Fumbles/Lost	2/1	1/1
Possession Time	29:36	30:24



Game Summaries



WEEK 3

Los Angeles Rams 20, Arizona Cardinals 12
63,243•State Farm Stadium•9/25/22



2-1

1-2

Los Angeles Rams	10	3	7	0	-	20
Arizona Cardinals	0	6	3	3	-	12



Scoring Drives



Team	Quarter	Time	Scoring Play	LAR	ARZ
LAR	1	9:45	Matt Gay 22-yard field goal (8-31, 3:49)	3	0
LAR	1	4:00	Cooper Kupp 20-yard run (Matt Gay PAT) (7-58, 4:50)	10	0
LAR	2	13:23	Matt Gay 40-yard field goal (6-58, 3:08)	13	0
ARZ	2	1:51	Matt Prater 23-yard field goal (19-65, 9:30)	13	3
ARZ	2	0:02	Matt Prater 43-yard field goal (8-47, 0:46)	13	6
ARZ	3	5:10	Matt Prater 49-yard field goal (16-58, 7:47)	13	9
LAR	3	1:00	Cam Akers 14-yard run (Matt Gat PAT) (8-75, 4:10)	20	9
ARZ	4	1:07	Matt Prater 48-yard field goal (17-84, 4:10)	20	12



Los Angeles Rams



Arizona Cardinals



Passing	Comp/Att.	Yards	TDs	INTs	Rtg.
Matthew Stafford	18/25	249	0	0	103.6
TOTAL	18/25	249	0	0	103.6
Rushing	Att.	Yards	Avg.	Long	TDs
Cam Akers	12	61	5.1	14	1
Cooper Kupp	1	20	20.0	20	1
Darrell Henderson Jr.	4	17	4.3	7	0
Matthew Stafford	3	2	0.7	4	0
TOTAL	20	100	5.0	20	2
Receiving	Rec.	Yards	Avg.	Long	TDs
Ben Skowronek	4	66	16.5	32	0
Tyler Higbee	4	61	15.3	26	0
Cooper Kupp	4	44	11.0	14	0
Kendall Blanton	1	28	28.0	28	0
Brandon Powell	3	27	9.0	16	0
Allen Robison II	2	23	11.5	15	0
TOTAL	18	249	13.8	32	0
Top Defense	Total	Solo	Asst.	Sck/Yrds	Int
Derion Kendrick	9	9	0	0.0/0	0
Bobby Wagner	9	6	3	0.0/0	0
Jalen Ramsey	8	7	1	0.0/0	0
Nick Scott	7	6	1	0.0/0	0
Taylor Rapp	6	5	1	0.0/0	0
Aaron Donald	6	4	2	1.0/15	0
Ernest Jones	5	5	0	0.0/0	0
Grant Haley	5	3	2	0.0/0	0
Terrell Lewis	2	2	0	1.0/4	0
Field Goals	FGM/FGA	Percent	Long	Results	XP
Matt Gay	2/2	100%	40	22G, 40G	2/2
TOTAL	2/2	100%	40	22G, 40G	2/2

Passing	Comp/Att.	Yards	TDs	INTs	Rtg.
Kyler Murray	37/58	314	0	0	77.8
TOTAL	37/58	314	0	0	77.8
Rushing	Att.	Yards	Avg.	Long	TDs
James Conner	13	39	3.0	10	0
Eno Benjamin	5	16	3.2	9	0
Kyler Murray	2	8	4.0	6	0
Darrell Williams	1	7	7.0	7	0
TOTAL	21	70	3.3	10	0
Receiving	Rec.	Yards	Avg.	Long	TDs
Marquise Brown	14	140	10.0	20	0
Greg Dortch	9	80	8.9	30	0
Zach Ertz	6	45	7.5	12	0
James Conner	3	18	6.0	7	0
Andre Baccellia	2	13	6.5	10	0
Andy Isabella	1	11	11.0	11	0
Eno Benjamin	2	7	3.5	6	0
TOTAL	37	314	8.5	30	0
Top Defense	Total	Solo	Asst.	Sck/Yrds	Int
Budda Baker	8	5	3	0.0/0	0
Jalen Thompson	7	5	2	0.0/0	0
Zaven Collins	4	4	0	0.0/0	0
Byron Murphy Jr.	4	2	2	0.0/0	0
Jace Whittaker	3	3	0	0.0/0	0
Dennis Gardeck	3	3	0	0.0/0	0
Nick Virgil	3	3	0	0.0/0	0
J.J. Watt	1	1	0	1.0/10	0
Field Goals	FGM/FGA	Percent	Long	Results	XP
Matt Prater	4/4	100%	49	23G, 43G, 49G, 48G	0/0
TOTAL	4/4	100%	20	23G, 43G, 49G, 48G	0/0



Team Statistics



Team Stats	Rams	Cardinals
First Downs.....	15	23
3rd-Down Eff (Made/Att./Pct.)	3/8/37.5%	6/18/33.3%
4th-Down Eff (Made/Att./Pct.)	0/0/0%	4/5/80%
Total Yards	339	365
Total Plays	46	81
Yards Per Play	7.4	4.5
Rushes/Yards	20/100	21/70
Passing Yards	239	295
Pass Completions/Attempts	18/25	37/58
Had Intercepted	0	0
Sacked/Yards Lost	1/10	2/19
Punts/Average	3/45	4/40
Penalties/Yards	6/35	6/50
Fumbles/Lost	1/1	1/0
Possession Time	26:04	33:56



Game Summaries



WEEK 4

Los Angeles Rams 9, San Francisco 49ers 24
71,597•Levi's Stadium•10/3/22



2-2

2-2

Los Angeles Rams	3	3	3	0	-	9
Arizona Cardinals	7	7	0	10	-	27



Scoring Drives



Team	Quarter	Time	Scoring Play	LAR	SF
LAR	1	6:48	Matt Gay 39-yard field goal (14-54, 8:12)	3	0
SF	1	2:46	Jeff Wilson Jr. 32-yard run (Robbie Gould PAT) (8-75, 4:02)	3	7
LAR	2	6:22	Matt Gay 29-yard field goal (10-54, 5:08)	6	7
SF	2	2:46	Deebo Samuel 57-yard pass from Jimmy Garoppolo (Robbie Gould PAT) (6-75, 3:36)	6	14
LAR	3	4:25	Matt Gay 26-yard field goal (16-75, 7:43)	9	14
SF	4	14:53	Robbie Gould 25-yard field goal (9-67, 4:32)	9	17
SF	4	6:27	Talanoa Hufanga 52-yard interception return from Matthew Stafford (Robbie Gould PAT) (5-23, 2:11)	9	24



Los Angeles Rams



Passing	Comp/Att.	Yards	TDs	INTs	Rtg.
Matthew Stafford	32/48	254	0	1	71.0
TOTAL	32/48	254	0	1	71.0
Rushing	Att.	Yards	Avg.	Long	TDs
Darrell Henderson Jr.	7	27	3.9	7	0
Cam Akers	8	13	1.6	6	0
Brandon Powell	1	11	11.0	11	0
Matthew Stafford	2	6	3.0	4	0
TOTAL	18	57	3.2	11	0
Receiving	Rec.	Yards	Avg.	Long	TDs
Cooper Kupp	14	122	8.7	18	0
Tyler Higbee	10	73	7.3	12	0
Ben Skowronek	2	33	16.5	17	0
Darrell Henderson Jr.	3	12	4.0	6	4
Kendall Blanton	1	7	7.0	7	0
Allen Robinson II	2	7	3.5	5	0
TOTAL	32	254	7.9	18	0
Top Defense	Total	Solo	Asst.	Sck/Yrds	Int
Bobby Wagner	10	7	3	0.0/0	0
Aaron Donald	5	4	1	0.0/0	0
Leonard Floyd	5	3	2	0.0/0	0
Ernest Jones	5	2	3	0.0/0	0
Nick Scott	4	4	0	0.0/0	0
Grant Haley	4	2	2	0.0/0	0
Field Goals	FGM/FGA	Percent	Long	Results	XP
Matt Gay	3/3	100%	39	39G, 29G, 26G	0/0
TOTAL	3/3	100%	39	39G, 29G, 26G	0/0



San Francisco 49ers



Passing	Comp/Att.	Yards	TDs	INTs	Rtg.
Jimmy Garoppolo	16/27	239	1	0	100.7
TOTAL	16/27	239	1	0	100.7
Rushing	Att.	Yards	Avg.	Long	TDs
Jeff Wilson Jr.	18	74	4.1	32	1
Kyle Juszczyk	1	9	9.0	9	0
Jimmy Garoppolo	1	3	3.0	3	0
Deebo Samuel	2	2	1.0	1	0
TOTAL	22	88	4.0	32	1
Receiving	Rec.	Yards	Avg.	Long	TDs
Deebo Samuel	6	115	19.2	57	1
Brandon Aiyuk	4	37	9.3	15	0
Kyle Juszczyk	1	35	35.0	35	0
George Kittle	2	24	12.0	20	0
Jauan Jennings	2	22	11.0	12	0
Ray-Ray McCloud III	1	6	6.0	6	0
TOTAL	16	239	14.9	57	1
Top Defense	Total	Solo	Asst.	Sck/Yrds	Int
Dre Greenlaw	15	12	3	0.0/0	0
Deommodore Lenoir	8	5	3	1.0/9	0
Emmanuel Moseley	6	6	0	0.0/0	0
Samson Ebukam	4	3	1	2.0/16	0
Talanoa Hufanga	4	3	1	0.0/0	1
Nick Bosa	3	3	0	2.0/10	0
Field Goals	FGM/FGA	Percent	Long	Results	XP
Robbie Gould	1/2	50%	25	25G, 42NG	3/3
TOTAL	1/2	50%	25	25G, 42NG	3/3



Team Statistics



Team Stats	Rams	49ers
First Downs.....	21	13
3rd-Down Eff (Made/Att./Pct.)	5/15/33%	5/12/42%
4th-Down Eff (Made/Att./Pct.)	2/2/100%	0/1/0%
Total Yards	257	327
Total Plays	73	49
Yards Per Play	3.5	6.7
Rushes/Yards	18/57	22/88
Passing Yards	254	239
Pass Completions/Attempts	32/48	16/27
Had Intercepted	1	0
Sacked/Yards Lost	7.0/54	0.0/0
Punts/Average	4/57.3	4/39.5
Penalties/Yards	1/5	4/25
Fumbles/Lost	1/1	1/0
Possession Time	34:34	25:56



Game Summaries



4-1

WEEK 5

Dallas Cowboys 22, Los Angeles Rams 10
74,154•SoFi Stadium•10/9/22



2-3

Dallas Cowboys.....	9	7	3	3	-	22
Los Angeles Rams.....	3	7	0	0	-	10



Scoring Drives



Team	Quarter	Time	Scoring Play	DAL	LAR
DAL	1	13:27	DeMarcus Lawrence 19-yard fumble return (Two-Point Conversion Failed) (3- -2, 1:33)	6	0
DAL	1	8:43	Brett Maher 33-yard field goal (4-5, 0:51)	9	0
LAR	1	5:22	Matt Gay 29-yard field goal (7-65, 3:21)	9	3
LAR	2	9:31	Cooper Kupp 75-yard pass from Matthew Stafford (Matt Gay PAT) (3-83, 1:29)	9	10
DAL	2	7:59	Tony Pollard 57-yard run (3-75, 1:32)	16	10
DAL	3	8:11	Brett Maher 40-yard field goal (13-53, 6:49)	19	10
DAL	4	5:32	Brett Maher 36-yard field goal (9-35, 5:37)	22	10



Dallas Cowboys



Los Angeles Rams



Passing	Comp/Att.	Yards	TDs	INTs	Rtg.
Cooper Rush	10/16	102	0	0	80.7
TOTAL	10/16	102	0	0	80.7
Rushing	Att.	Yards	Avg.	Long	TDs
Tony Pollard	8	86	10.8	57	1
Ezekiel Elliot	22	78	3.5	12	0
Cooper Rush	4	-1	-0.3	2	0
TOTAL	34	163	4.8	57	1
Receiving	Rec.	Yards	Avg.	Long	TDs
CeeDee Lamb	5	53	10.6	16	0
Michael Gallup	4	44	11.0	27	0
Noah Brown	1	5	5.0	5	0
TOTAL	10	102	10.2	27	0
Top Defense	Total	Solo	Asst.	Sck/Yrds	Int
Trevon Diggs	6	6	0	0.0/0	0
Anthony Barr	6	4	2	0.0/0	0
Donovan Wilson	6	4	2	0.0/0	0
Micah Parsons	5	3	2	2.0/20	0
Anthony Brown	5	3	2	0.0/0	0
Leighton Vander Esch	5	3	2	0.0/0	0
Jourdan Lewis	4	3	1	1.0/0	0
Dorance Armstrong	2	2	0	1.0/11	0
Osa Odighizuwa	2	2	0	1.0/4	0
Malik Hooker	2	1	1	0.0/0	1
Field Goals	FGM/FGA	Percent	Long	Results	XP
Brett Maher	3/3	100%	40	33G,40G,36G	1/1
TOTAL	3/3	100%	40	33G,40G,36G	1/1

Passing	Comp/Att.	Yards	TDs	INTs	Rtg.
Matthew Stafford	28/42	308	1	1	86.2
Riley Dixon	1/1	12	0	0	116.7
Cooper Kupp	0/1	0	0	0	39.6
TOTAL	29/44	320	1	1	85.4
Rushing	Att.	Yards	Avg.	Long	TDs
Cam Akers	13	33	2.5	13	0
Cooper Kupp	1	4	4.0	4	0
Brandon Powell	1	1	1.0	1	0
TOTAL	15	38	2.5	13	0
Receiving	Rec.	Yards	Avg.	Long	TDs
Cooper Kupp	7	125	17.9	75	1
TuTu Atwell	1	54	54.0	54	0
Tyler Higbee	7	46	6.6	10	0
Ben Skowronek	6	41	6.8	12	0
Darrell Henderson Jr.	4	30	7.5	15	0
Jake Gervase	1	12	12.0	12	0
Allen Robinson II	3	12	4.0	6	0
TOTAL	29	320	11.0	75	1
Top Defense	Total	Solo	Asst.	Sck/Yrds	Int
Terrell Burgess	8	6	2	0.0/0	0
A'Shawn Robinson	6	4	2	0.0/0	0
Ernest Jones	6	4	2	0.0/0	0
Aaron Donald	6	2	4	2.0/18	0
Marquise Copeland	5	2	3	0.0/0	0
Leonard Floyd	4	2	2	0.0/0	0
Greg Gaines	4	2	2	0.0/0	0
Jalen Ramsey	2	2	0	1.0/8	0
Field Goals	FGM/FGA	Percent	Long	Results	XP
Matt Gay	1/2	50%	29	29G,51NG	1/1
TOTAL	1/2	50%	29	29G,51NG	1/1



Team Statistics



Team Stats	Cowboys	Rams
First Downs.....	10	14
3rd-Down Eff (Made/Att./Pct.).....	5/15/33.3%	6/17/35.3%
4th-Down Eff (Made/Att./Pct.).....	0/0/0%	1/1/100%
Total Yards.....	239	323
Total Plays.....	53	64
Yards Per Play.....	4.5	5
Rushes/Yards.....	34/163	15/38
Passing Yards.....	102	320
Pass Completions/Attempts.....	10/16	29/44
Had Intercepted.....	0	1
Sacked/Yards Lost.....	3-26	5-35
Punts/Average.....	6/288	5/223
Penalties/Yards.....	5-42	3-25
Fumbles/Lost.....	2/0	2/2
Possession Time.....	29:30	30:30



Game Summaries



1-5

WEEK 6

Carolina Panthers 10, Los Angeles Rams 24
71,482•SoFi Stadium•10/16/22



3-3

Carolina Panthers.....3 7 0 0 - 10
Los Angeles Rams.....0 7 10 7 - 24



Scoring Drives



Team	Quarter	Time	Scoring Play	CAR	LAR
CAR	1	8:38	Eddy Pineiro 42-yard field goal (12-51, 6:22)	3	0
LAR	2	3:34	Allen Robinson 5-yard pass from Matthew Stafford (Matt Gay PAT) (13-73, 7:58)	3	7
CAR	2	1:58	Donte Jackson 30-yard interception return (Eddy Pineiro PAT) (2-3, 0:37)	10	7
LAR	3	4:37	Matt Gay 21-yard field goal (12-87, 6:46)	10	10
LAR	3	0:11	Ben Skowronek 17-yard run (Matt Gay PAT) (5-80, 2:50)	10	17
LAR	4	8:15	Darrell Henderson Jr. 2-yard run (Matt Gay PAT) (10-61, 5:17)	10	24



Carolina Panthers



Los Angeles Rams



Passing	Comp/Att.	Yards	TDs	INTs	Rtg.
P.J. Walker	10/16	60	0	0	69.8
Jacob Eason	3/5	59	0	1	61.7
TOTAL	13/21	110	0	1	57.5
Rushing	Att.	Yards	Avg.	Long	TDs
Christian McCaffrey	13	69	5.3	17	0
D'Onta Foreman	5	19	3.8	8	0
Chuba Hubbard	2	6	3.0	4	0
P.J. Walker	1	-1	-1.0	-1	0
TOTAL	21	93	4.4	17	0
Receiving	Rec.	Yards	Avg.	Long	TDs
Christian McCaffrey	7	89	12.7	49	0
Ian Thomas	2	22	11.0	16	0
D.J. Moore	3	7	2.3	5	0
Chuba Hubbard	1	1	1.0	1	0
TOTAL	13	119	9.2	49	0
Top Defense	Total	Solo	Asst.	Sck/Yrds	Int
Cory Littleton	10	6	4	0.5/2	0
Myles Hartsfield	8	6	2	0.0/0	0
Keith Taylor Jr.	6	5	1	0.5/2	0
Shaq Thompson	5	5	0	0.0/0	0
C.J. Henderson	5	4	1	0.0/0	0
Justin Burris	4	2	2	0.0/0	0
Yetur Gross-Matos	4	2	2	0.0/0	0
Matt Ioannidis	4	0	4	0.0/0	0
Donte Jackson	2	2	0	0.0/0	1
Field Goals	FGM/FGA	Percent	Long	Results	XP
Eddy Pineiro	1/1	100%	42	42G	1/1
TOTAL	1/1	100%	42	42G	1/1

Passing	Comp/Att.	Yards	TDs	INTs	Rtg.
Matthew Stafford	26/33	253	1	1	96.1
TOTAL	26/33	253	1	1	96.1
Rushing	Att.	Yards	Avg.	Long	TDs
Darrell Henderson Jr.	12	43	3.6	16	1
Ben Skowronek	1	17	17.0	17	1
Cooper Kupp	2	17	8.5	13	0
Malcolm Brown	7	15	2.1	10	0
Brandon Powell	3	13	4.3	5	0
TuTu Atwell	1	9	9.0	9	0
Ronnie Rivers	1	0	0.0	0	0
Matthew Stafford	2	-3	-1.5	-1	0
TOTAL	29	111	3.8	17	2
Receiving	Rec.	Yards	Avg.	Long	TDs
Cooper Kupp	7	80	11.4	22	0
Allen Robinson II	5	63	12.6	22	1
Ben Skowronek	5	40	8.0	19	0
Brandon Powell	4	27	6.8	16	0
Ronnie Rivers	1	14	14.0	14	0
Malcolm Brown	1	13	13.0	13	0
Darrell Henderson Jr.	2	9	4.5	7	0
Tyler Higbee	1	7	7.0	7	0
TOTAL	26	253	9.7	31	0
Top Defense	Total	Solo	Asst.	Sck/Yrds	Int
Ernest Jones	7	5	2	0.0/0	0
Bobby Wagner	7	4	3	0.0/0	0
A'Shawn Robinson	6	3	3	0.0/0	0
Marquise Copeland	6	2	4	1.0/0	0
Taylor Rapp	5	1	4	0.0/0	0
Jalen Ramsey	3	3	0	1.0/9	0
Nick Scott	2	1	1	0.0/0	1
Field Goals	FGM/FGA	Percent	Long	Results	XP
Matt Gay	1/1	100%	21	21G	3/3
TOTAL	1/1	100%	21	21G	3/3



Team Statistics



Team Stats	Panthers	Rams
First Downs.....	8	22
3rd-Down Eff (Made/Att./Pct.)	2/10/20%	6/12/50%
4th-Down Eff (Made/Att./Pct.)	0/0/0%	0/0/0%
Total Yards	203	360
Total Plays	44	63
Yards Per Play	4.6	5.7
Rushes/Yards	21/93	29/111
Passing Yards	110	253
Pass Completions/Attempts	13/21	26/33
Had Intercepted	1	1
Sacked/Yards Lost	2-9	1-4
Punts/Average	7/51.7	5/48.0
Penalties/Yards	3-30	7-49
Fumbles/Lost	0/0	0/0
Possession Time	22:55	37:05



Game Summaries



4-4

WEEK 8

San Francisco 49ers 31, Los Angeles Rams 14
73,505•SoFi Stadium•10/30/22



3-4

San Francisco 49ers.....	0	10	7	14	-	31
Los Angeles Rams.....	7	7	0	0	-	14



Scoring Drives



Team	Quarter	Time	Scoring Play	SF	LAR
LAR	1	0:09	Matthew Stafford 1-yard run (Matt Gay PAT) (17-88, 9:21)	0	7
SF	2	12:10	Brandon Aiyuk 34-yard pass from Christian McCaffrey (Robbie Gould PAT) (6-71, 2:59)	7	7
LAR	2	6:35	Cooper Kupp 16-yard pass from Matthew Stafford (Matt Gay PAT) (9-75, 5:35)	7	14
SF	2	1:00	Robbie Gould 29-yard field goal (11-52, 5:35)	10	14
SF	3	1:51	Christian McCaffrey 9-yard pass from Jimmy Garoppolo (Robbie Gould PAT) (11-88, 6:54)	17	14
SF	4	12:07	Christian McCaffrey 1-yard run (Robbie Gould PAT) (6-58, 3:08)	24	14
SF	4	6:41	George Kittle 7-yard pass from Jimmy Garoppolo (Robbie Gould PAT) (5-73, 3:06)	31	14



San Francisco 49ers



Los Angeles Rams



Passing	Comp/Att.	Yards	TDs	INTs	Rtg.
Jimmy Garoppolo	21/25	235	2	0	132.5
Christian McCaffrey	1/1	34	1	0	158.3
TOTAL	22/26	257	3	0	148.2
Rushing	Att.	Yards	Avg.	Long	TDs
Christian McCaffrey	18	94	5.2	25	1
Jeff Wilson Jr.	4	14	3.5	12	0
Jimmy Garoppolo	1	3	3.0	3	0
TOTAL	23	111	4.8	25	1
Receiving	Rec.	Yards	Avg.	Long	TDs
Brandon Aiyuk	6	81	13.5	34	1
Ross Dwelley	1	56	56.0	56	0
Christian McCaffrey	8	55	6.9	14	1
George Kittle	3	39	13.0	23	1
Jeff Wilson Jr.	2	21	10.5	12	0
Ray-Ray McCloud III	1	11	11.0	11	0
Tyler Kroft	1	6	6.0	6	0
TOTAL	22	269	12.2	56	3
Top Defense	Total	Solo	Asst.	Sck/Yrds	Int
Fred Warner	12	5	7	1.0/9	0
Talanoa Hufanga	8	6	2	0.0/0	0
Oren Burks	7	4	3	0.0/0	0
Charvarius Ward	6	5	1	0.0/0	0
Jimmie Ward	5	2	3	0.0/0	0
Nick Bosa	3	2	1	1.0/11	0
Samson Ebukam	3	2	0	0.0/0	0
Hassan Ridgeway	3	1	1	0.0/0	0
Deommodore Lenoir	2	2	0	0.0/0	0
Field Goals	FGM/FGA	Percent	Long	Results	XP
Eddy Pineiro	1/1	100%	29	29G	4/4
TOTAL	1/1	100%	29	29G	4/4

Passing	Comp/Att.	Yards	TDs	INTs	Rtg.
Matthew Stafford	22/33	187	1	0	91.4
TOTAL	22/33	187	1	0	91.4
Rushing	Att.	Yards	Avg.	Long	TDs
Ronnie Rivers	8	21	2.6	5	0
Darrell Henderson Jr.	4	16	4.0	6	0
Cooper Kupp	2	10	5.0	5	0
Malcolm Brown	5	10	2.0	4	0
Matthew Stafford	2	-1	-0.5	1	1
TOTAL	21	56	2.7	6	1
Receiving	Rec.	Yards	Avg.	Long	TDs
Cooper Kupp	8	79	9.9	23	1
Allen Robinson II	5	54	10.8	23	0
Tyler Higbee	2	15	7.5	10	0
Ronnie Rivers	4	15	3.8	7	0
Darrell Henderson Jr.	2	14	7.0	7	0
Ben Skowronek	1	10	10.0	10	0
TOTAL	22	187	8.5	23	1
Top Defense	Total	Solo	Asst.	Sck/Yrds	Int
Leonard Floyd	9	4	5	2.0/8	0
Nick Scott	8	3	5	0.0/0	0
Aaron Donald	7	4	3	0.0/0	0
Taylor Rapp	7	4	3	0.0/0	0
Ernest Jones	7	3	4	0.0/0	0
Derion Kendrick	6	5	1	0.0/0	0
Bobby Wagner	5	4	1	0.0/0	0
Jalen Ramsey	5	1	4	0.0/0	0
Greg Gaines	3	2	1	1.0/4	0
Field Goals	FGM/FGA	Percent	Long	Results	XP
Matt Gay	0/0	-%	-	-	2/2
TOTAL	0/0	-%	-	-	2/2



Team Statistics



Team Stats	49ers	Rams
First Downs.....	22	15
3rd-Down Eff (Made/Att./Pct.).....	5/9/56%	8/13/62%
4th-Down Eff (Made/Att./Pct.).....	0/0/0%	0/0/0%
Total Yards.....	368	223
Total Plays.....	52	56
Yards Per Play.....	7.1	4.0
Rushes/Yards.....	23/111	21/56
Passing Yards.....	257	187
Pass Completions/Attempts.....	22/26	22/33
Had Intercepted.....	0	0
Sacked/Yards Lost.....	3.0/12	2.0/20
Punts/Average.....	3/41.0	5/50.6
Penalties/Yards.....	3-8	4-50
Fumbles/Lost.....	1/0	0/0
Possession Time.....	29:56	30:04



Game Summaries



WEEK 9

Tampa Bay Buccaneers 16, Los Angeles Rams 13
69,019•Raymond James Stadium•11/6/22



3-5

4-5

Los Angeles Rams.....	0	7	6	0	-	13
Tampa Bay Buccaneers.....	3	3	0	10	-	16



Scoring Drives



Team	Quarter	Time	Scoring Play	LAR	TB
TB	1	7:16	Ryan Succop 20-yard field goal (12-54, 6:35)	0	3
LAR	2	12:57	Cooper Kupp 69-yard pass from Matthew Stafford (Matt Gay PAT)(8-91, 4:03)	7	3
TB	2	0:24	Ryan Succop 38-yard field goal (9-70, 1:33)	7	6
LAR	3	9:14	Matt Gay 26-yard field goal (11-67, 4:48)	10	6
LAR	3	0:09	Matt Gay 35-yard field goal (6-31, 3:47)	13	6
TB	4	8:07	Ryan Succop 50-yard field goal (9-30, 3:30)	13	9
TB	4	0:09	Cade Otton 1-yard pass from Tom Brady (Ryan Succop PAT)(6-60, 0:35)	13	16



Los Angeles Rams



Tampa Bay Buccaneers



Passing	Comp/Att.	Yards	TDs	INTs	Rtg.
Matthew Stafford	13/27	165	1	0	80.0
TOTAL	13/27	165	1	0	80.0
Rushing	Att.	Yards	Avg.	Long	TDs
Darrell Henderson Jr.	12	56	4.7	23	0
Malcolm Brown	2	9	4.5	6	0
Cam Akers	5	3	0.6	2	0
Cooper Kupp	3	1	0.3	5	0
Matthew Stafford	2	-1	-0.5	0	0
TOTAL	24	68	2.8	23	0
Receiving	Rec.	Yards	Avg.	Long	TDs
Cooper Kupp	8	127	15.9	69	1
Allen Robinson II	3	24	8.0	15	0
Malcolm Brown	1	10	10.0	10	0
Brandon Powell	1	4	4.0	4	0
TOTAL	13	165	12.7	69	1
Top Defense	Total	Solo	Asst.	Sck/Yrds	Int
Bobby Wagner	13	8	5	0.0/0	0
Ernest Jones	8	6	2	0.0/0	0
Taylor Rapp	8	5	3	0.0/0	0
Jalen Ramsey	7	6	1	0.0/0	0
Troy Hill	7	4	3	0.0/0	0
A'Shawn Robinson	7	2	5	0.0/0	0
Derion Kendrick	4	4	0	0.0/0	0
Nick Scott	4	3	1	0.0/0	0
David Long Jr.	4	3	1	0.0/0	0
Aaron Donald	3	2	1	1.0/8	0
Leonard Floyd	3	0	3	0.0/0	0
Field Goals	FGM/FGA	Percent	Long	Results	XP
Matt Gay	2/2	100%	35	26G, 35G	1/1
TOTAL	2/2	100%	35	26G, 35G	1/1

Passing	Comp/Att.	Yards	TDs	INTs	Rtg.
Tom Brady	36/58	280	1	0	79.7
TOTAL	36/58	280	1	0	79.7
Rushing	Att.	Yards	Avg.	Long	TDs
Rachaad White	8	27	3.4	7	0
Leonard Fournette	9	19	2.1	6	0
Ke'Shawn Vaughn	2	4	2.0	5	0
Chris Godwin	1	1	1.0	1	0
TOTAL	20	51	2.6	7	0
Receiving	Rec.	Yards	Avg.	Long	TDs
Cade Otton	5	68	13.6	28	1
Scotty Miller	7	53	7.6	14	0
Leonard Fournette	5	41	8.2	15	0
Mike Evans	5	40	8.0	14	0
Chris Godwin	7	36	5.1	9	0
Julio Jones	2	28	14.0	19	0
Rachaad White	2	7	2.3	6	0
Ko Kieft	1	6	6.0	6	0
Breshad Perriman	1	1	1.0	1	0
TOTAL	36	280	7.8	28	1
Top Defense	Total	Solo	Asst.	Sck/Yrds	Int
Keanu Neal	10	6	4	0.0/0	0
Carlton Davis III	6	5	1	0.0/0	0
Sean Murphy-Bunting	5	4	1	0.0/0	0
Devin White	4	3	1	0.0/0	0
Vita Vea	3	3	0	2.0/16	0
Rakeem Nunez-Roches	2	2	0	1.0/9	0
Genard Avery	2	2	0	1.0/2	0
Field Goals	FGM/FGA	Percent	Long	Results	XP
Ryan Succop	3/4	75%	50	20G,32N,38G,50G	1/1
TOTAL	3/4	75%	50	20G,32N,38G,50G	1/1



Team Statistics



Team Stats	Rams	Buccaneers
First Downs.....	9	18
3rd-Down Eff (Made/Att./Pct.)	4/15/27%	9/21/43%
4th-Down Eff (Made/Att./Pct.)	0/0/0%	0/2/0%
Total Yards	206	323
Total Plays	55	79
Yards Per Play	3.7	4.1
Rushes/Yards	24/68	20/51
Passing Yards	165	280
Pass Completions/Attempts	13/27	36/58
Had Intercepted	0	0
Sacked/Yards Lost	4/27	1/8
Punts/Average	9/53.0	6/59.5
Penalties/Yards	4-53	7-55
Fumbles/Lost	0/0	0/0
Possession Time	28:44	31:16



Game Summaries



4-6

WEEK 10

Arizona Cardinals 27, Los Angeles Rams 17
71,752•SoFi Stadium•11/13/22



3-6

Arizona Cardinals.....	3	14	0	10	-	27
Los Angeles Rams.....	3	0	7	7	-	17



Scoring Drives



Team	Quarter	Time	Scoring Play	ARI	LAR
LAR	1	6:16	Matt Gay 36-yard field goal (15-57, 8:44)	0	3
ARI	1	0:13	Tristan Vizcaino 36-yard field goal (14-57, 6:03)	3	3
ARI	2	1:56	James Conner 4-yard run (Tristan Vizcaino PAT)(13-66,6:31)	10	3
ARI	2	0:24	A.J. Green 6-yard pass from Colt McCoy (Tristan Vizcaino PAT)(5-30,1:10)	17	3
LAR	3	4:24	Darrell Henderson Jr. 4-yard run (Matt Gay PAT)(7-59, 3:07)	17	10
ARI	4	7:41	James Conner 9-yard run (Tristan Vizcaino PAT)(9-60, 5:03)	24	10
ARI	4	3:44	Tristan Vizcaino 46-yard field goal (4--3, 1:49)	27	10
LAR	4	0:07	Van Jefferson 3-yard pass from John Wolford (Matt Gay PAT)(11-75, 3:37)	27	17



Arizona Cardinals



Los Angeles Rams



Passing	Comp/Att.	Yards	TDs	INTs	Rtg.
Colt McCoy	26/37	238	1	0	96.5
TOTAL	26/37	238	1	0	96.5
Rushing	Att.	Yards	Avg.	Long	TDs
James Conner	21	69	3.3	9	2
Keaontay Ingram	1	5	5.0	5	0
Colt McCoy	4	4	1.0	3	0
TOTAL	26	78	3.0	9	2
Receiving	Rec.	Yards	Avg.	Long	TDs
DeAndre Hopkins	10	98	9.8	25	0
Rondale Moore	9	94	10.4	26	0
James Conner	3	17	5.7	8	0
Zach Ertz	1	12	12.0	12	0
A.J. Green	2	10	5.0	6	1
Trey McBride	1	7	7.0	7	0
TOTAL	26	238	9.2	26	1
Top Defense	Total	Solo	Asst.	Sck/Yrds	Int
Antonio Hamilton	11	10	1	0.0/0	0
Isaiah Simmons	7	7	0	0.0/0	0
Ben Niemann	6	3	3	0.0/0	0
Myjai Sanders	5	5	0	1.0/9	0
Budda Baker	4	3	1	0.0/0	1
Zach Allen	4	2	2	1.0/4	0
Zaven Collins	3	3	0	0.0/0	0
Marxo Wilson	3	2	1	0.0/0	0
Jalen Thompson	3	1	2	0.0/0	0
J.J. Watt	2	2	0	1.0/6	0
Stephen Anderson	2	2	0	0.0/0	0
Field Goals	FGM/FGA	Percent	Long	Results	XP
Tristan Vizcaino	2/2	100%	46	36G,46G	3/3
TOTAL	2/2	100%	46	36G,46G	3/3

Passing	Comp/Att.	Yards	TDs	INTs	Rtg.
John Wolford	24/36	212	1	1	79.9
Bryce Perkins	1/1	-3	0	0	79.2
TOTAL	25/37	209	1	1	79.7
Rushing	Att.	Yards	Avg.	Long	TDs
Cam Akers	6	22	3.7	10	0
Darrell Henderson Jr.	6	21	3.5	6	1
Kyren Williams	1	9	9.0	9	0
Brandon Powell	1	7	7.0	7	0
Bryce Perkins	3	4	1.3	8	0
John Wolford	3	3	1.0	4	0
TOTAL	20	66	3.3	10	1
Receiving	Rec.	Yards	Avg.	Long	TDs
Tyler Higbee	8	73	9.1	25	0
Allen Robinson II	4	44	11.0	14	0
Kyren Williams	3	30	10.0	14	0
Van Jefferson	3	27	9.0	19	1
Ben Skowronek	2	14	7.0	8	0
Brycen Hopkins	1	11	11.0	11	0
Darrell Henderson Jr.	1	11	11.0	11	0
Cooper Kupp	3	-1	-0.3	2	0
TOTAL	25	209	8.4	25	1
Top Defense	Total	Solo	Asst.	Sck/Yrds	Int
Ernest Jones	10	6	4	0.0/0	0
Nick Scott	9	8	1	0.0/0	0
Bobby Wagner	9	4	4	1.0/9	0
Aaron Donald	7	3	4	0.0/0	0
Jalen Ramsey	6	5	1	0.0/0	0
Taylor Rapp	6	3	3	0.0/0	0
Troy Hill	5	5	0	0.0/0	0
Leonard Floyd	3	3	0	1.0/9	0
Field Goals	FGM/FGA	Percent	Long	Results	XP
Matt Gay	1/1	100%	36	36G	2/2
TOTAL	1/1	100%	36	36G	2/2



Team Statistics



Team Stats	Cardinals	Rams
First Downs.....	18	18
3rd-Down Eff (Made/Att./Pct.)	5/15/33.3%	3/11/27.3%
4th-Down Eff (Made/Att./Pct.)	3/3/100%	2/2/100%
Total Yards	298	256
Total Plays	65	60
Yards Per Play	4.6	4.3
Rushes/Yards	26/78	30/66
Passing Yards	238	209
Pass Completions/Attempts	26/37	25/37
Had Intercepted	0	1
Sacked/Yards Lost	2.0/18	3.0/19
Punts/Average	5/47.4	5/50.4
Penalties/Yards	10/67	5/29
Fumbles/Lost	2/0	2/1
Possession Time	32:01	27:59