



HOUSTON TEXANS



AT



HOUSTON TEXANS AT NEW ORLEANS SAINTS
MONDAY, SEPTEMBER 9, 2019 | MERCEDES-BENZ SUPERDOME

WEEK 1

**WEEK 1****#HOUvsNO****Houston Texans (0-0) at New Orleans Saints (0-0)**

Monday, September 9, 2019 • 6:10 p.m. CT

Mercedes-Benz Superdome (74,295) • New Orleans, La.

**ESPN****Monday Night Football**

Joe Tessitore Play-By-Play
Booger McFarland Color Analyst
Lisa Salters Sideline

**Westwood One Sports
National Radio**

Ian Eagle Play-By-Play
James Lofton Color Analyst
Olivia Dekker Sideline

**SportsRadio610
(610 AM, 100.3 FM)**

Marc Vandermeer Play-By-Play
Andre Ware Color Analyst
John Harris Sideline

**Mega 101 FM
(101.1 FM)**

Enrique Vasquez Play-By-Play
Gustavo Rangel Color Analyst

TABLE OF CONTENTS

Game Information / 2019 Schedule	2
Media Information	3
Week 1 & Media Availability Schedule	4
What To Look For This Week	5
Team Notes	6-10
DeAndre Hopkins Notes	11-14
J.J. Watt Notes	15-18
Deshaun Watson	19-21
Will Fuller V Notes	22
Ka'imi Fairbairn Notes	23
Linebacker Notes	24
Secondary Notes	25
Receiving Notes	26
From The Head Coach (Sept. 2)	27-29
Texans-Saints Matchup Information	30-31
The Head Coaches	32
The Last Time They Met	33
Texans-Saints Connections	34-35
Player Quick Notes	36-40
2018 Texans Regular Season Statistics	41-42
Texans TV & Radio Information	43-44
Upcoming 2019-20 NFL Important Dates	45
2019 Texans Transactions	46-47
How The 2019 Texans Were Built	48
Texans Roster by Position	49
Texans Alpha & Numeric Roster	50-51
Texans Unofficial Depth Chart	52
Player Bios	53-191
Records	192-244

2019 TEXANS SCHEDULE**PRESEASON (1-3)**

Day	Date	Opponent	TV/Result	Time /Score
Thursday	Aug. 8	at Green Bay Packers	L	28-26
Saturday	Aug. 17	DETROIT LIONS	W	30-23
Saturday	Aug. 24	at Dallas Cowboys	L	34-0
Thursday	Aug. 29	LOS ANGELES RAMS	L	22-10

REGULAR SEASON (0-0)

Day	Date	Opponent	TV/Result	Time /Score
Monday	Sept. 9	at New Orleans Saints	ESPN#	6:10 p.m.
Sunday	Sept. 15	JACKSONVILLE JAGUARS	CBS	Noon
Sunday	Sept. 22	at Los Angeles Chargers	CBS	3:25 p.m.
Sunday	Sept. 29	CAROLINA PANTHERS	FOX	Noon
Sunday	Oct. 6	ATLANTA FALCONS	FOX	Noon
Sunday	Oct. 13	at Kansas City Chiefs	CBS	Noon
Sunday	Oct. 20	at Indianapolis Colts	CBS	Noon
Sunday	Oct. 27	OAKLAND RAIDERS	CBS	Noon
Sunday	Nov. 3	at Jacksonville Jaguars	NFLN#	8:30 a.m.
	BYE			
Sunday	Nov. 17	at Baltimore Ravens	CBS	Noon
Thursday	Nov. 21	INDIANAPOLIS COLTS	FOX#	7:20 p.m.
Sunday	Dec. 1	NEW ENGLAND PATRIOTS	NBC#	7:20 p.m.
Sunday	Dec. 8	DENVER BRONCOS	CBS	Noon
Sunday	Dec. 15	at Tennessee Titans	CBS	Noon
TBD	Dec. 21/22	at Tampa Bay Buccaneers	TBD	TBD
Sunday	Dec. 29	TENNESSEE TITANS	CBS	Noon

Italic indicates games subject to flex scheduling.

All kickoff times are Central; # - Televised Nationally; Home Games in BOLD
All games are broadcast live on Texans Radio on SportsRadio610, 100.3 The Bull
and in Spanish on Mega 101 FM.

Houston's Week 12 game will be simulcast on NFL Network and Amazon.

MEDIA INFORMATION




Amy Palcic
Vice President of
Communications



Allie LeClair
Senior Corporate
Communications Manager



Omar Majzoub
Senior Communications
Manager



Nathan Edwards
Communications
Manager



Joseph Hooven
Communications Intern



Brianna Lewis
Corporate Communications
Intern

CONTACTING THE TEXANS COMMUNICATIONS STAFF

Staff Member	Email	Office Phone
Amy Palcic	amy.palcic@houstontexans.com	832-667-2220
Allie LeClair	allie.leclair@houstontexans.com	832-667-2050
Omar Majzoub	omar.majzoub@houstontexans.com	832-667-2241
Nathan Edwards	nathan.edwards@houstontexans.com	832-667-2282
Joseph Hooven	joseph.hooven@houstontexans.com	832-667-2037
Brianna Lewis	brianna.lewis@houstontexans.com	832-667-2035

Texans PR on Twitter: [@TexansPR](https://twitter.com/TexansPR)

Texans Media Site, Media Guide & Game Releases: www.NFLOMG.com

Media Credentials & Parking Information: [Credential Request Form](#)

INTERVIEW REQUESTS

All interview requests for Houston Texans executives, coaches and players should go through the Texans communications department. Please give at least 48 hours for your request.

Requests for the **McNair family**, **Jamey Rootes**, **Bill O'Brien**, WR **DeAndre Hopkins**, QB **Deshaun Watson** and DE **J.J. Watt** should be sent to the attention of **Amy Palcic** at amy.palcic@houstontexans.com.

For other Texans players and assistant coaches, please send your request to **Omar Majzoub** at omar.majzoub@houstontexans.com and **Nathan Edwards** at nathan.edwards@houstontexans.com.

O'Brien's Monday news conference is held in the media workroom. He also speaks with the media on Wednesday through Friday in the media workroom (times will be emailed out at the beginning of each week).

TEXANS PRESS RELEASES

The Texans' weekly press releases, as well as other news and information, can be accessed at www.NFLOMG.com. Members of the media can also access league information from the NFL's media site at www.nflcommunications.com or www.NFL.com.

HOUSTON TEXANS FOOTAGE

The Texans regularly distribute press conference footage and b-roll packages via Dropbox. If you would like to be added to the distribution list to receive emails when new content is uploaded, please contact **Nathan Edwards** at nathan.edwards@houstontexans.com.

TEXANS PR ON TWITTER

For up-to-the-second news, press releases, transcripts, game information, bios, notes and a variety of other information on the Houston Texans, follow the Texans PR Department on Twitter: [@TexansPR](https://twitter.com/TexansPR).

TEXANS TRANSCRIPTS

The Texans communications staff sends out transcripts of press conferences, open locker room interviews and postgame interviews throughout the season. To be added to the Texans email list, please contact **Nathan Edwards** at nathan.edwards@houstontexans.com. All transcripts will also be posted on the Houston Texans NFL OMG website at www.NFLOMG.com.

NFL WEEK 1 & MEDIA AVAILABILITY SCHEDULE

NFL WEEK 1 SCHEDULE

THURSDAY, SEPTEMBER 5

7:20 p.m. Green Bay Packers at Chicago Bears

SUNDAY, SEPTEMBER 8

12 p.m. Tennessee Titans at Cleveland Browns
 12 p.m. Baltimore Ravens at Miami Dolphins
 12 p.m. Atlanta Falcons at Minnesota Vikings
 12 p.m. Buffalo Bills at New York Jets
 12 p.m. Washington Redskins at Philadelphia Eagles
 12 p.m. Los Angeles Rams at Carolina Panthers
 12 p.m. Kansas City Chiefs at Jacksonville Jaguars
 3:05 p.m. Indianapolis Colts at Los Angeles Chargers
 3:05 p.m. Cincinnati Bengals at Seattle Seahawks
 3:25 p.m. New York Giants at Dallas Cowboys
 3:25 p.m. Detroit Lions at Arizona Cardinals
 3:25 p.m. San Francisco 49ers at Tampa Bay Buccaneers
 7:20 p.m. Pittsburgh Steelers at New England Patriots

MONDAY, SEPTEMBER 9

6:10 p.m. Houston Texans at New Orleans Saints
 9:20 p.m. Denver Broncos at Oakland Raiders

NRG STADIUM WIFI

The media workroom is located on the service level of NRG Stadium across from the Texans locker room. The room is available to working media throughout the week. Texans information, NFL news releases and other information are available. Wi-Fi is available in the media workroom.

SSID: Media2019

Network Key: NRG2019press

HOUSTON TEXANS ON NFL OMG

The Texans media website is www.NFLOMG.com. Please follow the link and click on the Texans logo to access the team's page.

For customized access to the NFL OMG site, please utilize your email address as your username and "TexansMedia" as your password. For generic access, please utilize the username "HoustonTexans" and password "TexansMedia".

If you have any issues accessing the site, please contact **Omar Majzoub** at omar.majzoub@houstontexans.com or (832) 667-2241 and **Nathan Edwards** at nathan.edwards@houstontexans.com or (832) 667-2282.

The Texans' NFL OMG interactive site will contain the complete 2019 Media Guide, all weekly game releases, Texans player bios and rosters, Texans staff information and bios, weekly flip cards, a game tracker, all Texans team and individual records and statistics, Texans historical information, daily press releases and transcripts and much more.

The game releases and media guide are updated weekly during the season and available in a PDF format for printing purposes. Team notes, player bios, team and individual records, miscellaneous stats and game summaries are updated following each game and posted on the NFL OMG site. On gamedays, the site will host live statistics, updated player notes, postgame quotes and more. The site is an easy-to-use, one-stop shop for all media needs and information regarding the Texans.

NFLOMG.COM

Username: (your email address)

Password: TexansMedia



DE J.J. Watt recorded his first-career sack in Week 3 of the 2011 season at New Orleans when he brought down Saints QB Drew Brees for a loss of nine yards in the second quarter.

MEDIA AVAILABILITY SCHEDULE

TUESDAY, SEPTEMBER 3

4 p.m. **Bill O'Brien** available in the media workroom
 4:30 p.m. Shooting portion of practice
 5:30 – 6:15 p.m. Open Locker Room

WEDNESDAY, SEPTEMBER 4

Players' Day Off No Availability

THURSDAY, SEPTEMBER 5

12:30 p.m. Shooting portion of practice
 3 p.m. Offensive Coordinator **Tim Kelly** and Asst. Head Coach / Defensive Coordinator **Romeo Crennel** available in media workroom
 4 – 4:45 p.m. Open Locker Room

FRIDAY, SEPTEMBER 6

12 p.m. **Bill O'Brien** available in the media workroom
 12:30 p.m. Shooting portion of practice
 4 – 4:45 p.m. Open Locker Room

SATURDAY, SEPTEMBER 7

Walkthrough No Availability

SUNDAY, SEPTEMBER 8

Travel Day No Availability

MONDAY, SEPTEMBER 9

6:10 p.m. Kickoff at New Orleans Saints

CREDENTIAL AND PARKING INFORMATION

To apply for credentials and parking, fill out the [Credential Request Form](#) or visit the "Credentials" tab on the [Texans media website](#).

Applications are being accepted for season and individual game credentials. Season-long credentials are issued in August; game-by-game credentials must be requested before 5 p.m. on the Tuesday prior to each home game. Reach out to **Allie LeClair** at allie.leclair@houstontexans.com if you have any questions.

If you are a regular member of the Houston media who would like to cover the Texans on the road, submit your request for game credentials and parking passes to Amy Palcic at amy.palcic@houstontexans.com. All requests must be submitted no later than one game prior to a road contest.

WHAT TO LOOK FOR THIS WEEK

K KA'IMI FAIRBAIRN

- Needs to make three field goals to pass **Neil Rackers** for third-most field goals made in franchise history.
- Needs to score 11 more points to pass **Randy Bullock** for sixth on the franchise scoring list.



WR DEANDRE HOPKINS

- Needs one reception to extend his streak to 96 consecutive games with a reception to start his career, which is the longest streak in franchise history to start a career, the longest active streak in the NFL to start a career and would pass **Kellen Winslow Jr.** (95) for the eighth-longest streak of games with a reception to start a career in the Super Bowl era.



CB JOHNATHAN JOSEPH

- Needs one more interception to pass **Kareem Jackson** (16) for the most in team history.
- Needs one interception to pass **Dominique Rodgers-Cromartie** (30) for the fourth-most career interceptions among active NFL players.
- Needs one interception returned for a touchdown to pass **Janoris Jenkins** (seven) for the second-most career interceptions returned for a touchdown among active NFL players.
- Needs one pass defended to pass **Ashley Ambrose** (181) for the seventh-most in NFL history.
- Needs one total tackle to reach 700 career total tackles, which is the most among all active cornerbacks in the NFL.

QB DESHAUN WATSON

- Needs 300 yards passing to become only the second Texans QB to throw for more than 300 yards in a season opener in franchise history (**Matt Schaub**, 2013).
- Has attempted 207 consecutive passes without an interception (Weeks 11-17), which is a franchise record and the longest current regular season streak in the NFL.
- Can improve his record to 5-1 in primetime games in his NFL career. Houston has outscored its opponents 142-107 (plus-35) with Watson in five primetime regular season games. Watson has registered a 122.4 passer rating and 15 total touchdowns in primetime in his career. In 2018 alone, Watson was 3-0 in primetime with a 131.1 passer rating.



DE J.J. WATT

- Needs 1.0 sack to pass **Trevor Pryce** (92.0) for 44th on the NFL's all-time career sack list
- Needs one pass defense to pass **Phillip Daniels** (51) for the sixth-most passes defended by a defensive lineman in NFL history.
- Needs one fumble recovery to tie **Julius Peppers** (14) for the most fumble recoveries in the NFL since 2011.
- Needs one forced fumble to pass **Robert Quinn** (22) for the third-most forced fumbles in the NFL since 2011.

A WIN AGAINST THE SAINTS WOULD...


- Give the Texans their first win in a season opener since the Texans defeated the Bears 23-14 on Sept. 11, 2016
- Give the Texans their first win in Mercedes-Benz Superdome in franchise history and the second-consecutive win against the Saints (last in 2015)
- Give Head Coach Bill O'Brien his first road win in a season opener and the franchise's first since 2003
- Improve the Texans' all-time record against the Saints to 3-2 and Head Coach Bill O'Brien's career record against the Saints to 2-0



- Improve the Texans' all-time record in season openers to 10-8 and Head Coach Bill O'Brien's record in season openers to 3-3
- Improve the Texans' all-time record against the NFC South to 10-7
- Give the Texans their 125th victory as a franchise (regular season and postseason combined) and 122nd regular season victory

TEAM NOTES

FIVE SEASONS WITH OB



O'BRIEN

In 2018, the Texans earned their first double-digit win season since 2012 and first under Head Coach **Bill O'Brien** (2014-18). It marked the second-most wins in franchise history behind only 2012 (12-4). The Texans have also earned their fourth winning season in five years under O'Brien. Prior to his tenure, the Texans had only put together three winning seasons in franchise history and all were under **Gary Kubiak**: 9-7 in 2009, 10-6 in 2011 and 12-4 in 2012.

O'Brien has the most wins by any head coach in franchise history through their first five seasons with the team with 42. Kubiak, who served as head coach from 2006-2013, ranks second with 37 wins in his first five years.

O'Brien has won three division titles in five seasons and no other active head coach won more division titles in their first five years. Carolina's **Ron Rivera**, Kansas City's **Andy Reid**, Oakland's **Jon Gruden** and Pittsburgh's **Mike Tomlin** are the only other coaches to also win three division titles in their first five seasons.

O'Brien has also made the playoffs in three of his first five seasons and only three other head coaches had more playoff appearances in their first five seasons: Tomlin and Baltimore's **John Harbaugh** made the postseason in each of their first five seasons while Reid reached the playoffs in four of his first five years.

O'Brien's four winning seasons with the Texans rank tied for fourth among current NFL head coaches in their first five full seasons with their current team and tied for third among current NFL head coaches in their first five full seasons as a head coach.

WINNING SEASONS FOR CURRENT NFL HEAD COACHES, FIRST FIVE FULL SEASONS AS A HEAD COACH

	1t. Mike Tomlin	2007-11	5
	1t. John Harbaugh	2008-12	5
	3t. Bill O'Brien	2014-19	4
	3t. Andy Reid	1999-03	4

REACHING NEW HEIGHTS

In 2018, the Texans won their third AFC South title in the past four seasons and fifth in the last eight seasons (2011-12, 2015-16 and 2018). Houston became the first team to begin a season 0-3 and win a division title since the 1992 San Diego Chargers. They also joined the Kansas City Chiefs and New England Patriots as the only teams in the NFL to win their division in three of the last four years.

The Texans won 11 games, which marked the second-most wins in team history and most since their 12-4 record in 2012. Houston finished 2018 with an 11-5 record overall, 6-2 record at home, 5-3 record on the road and 4-2 record against the AFC South. It marked the first season with double-digit wins since 2012 and first under Head Coach **Bill O'Brien**.

The Texans finished 5-3 on the road after winning three road games total from 2016-17. The five road wins in 2018 tied for the second-most in a season in team history, trailing only the 6-2 record on the road that Houston put together in 2012. Houston's 6-2 record at home tied for the second-best home record in franchise history, trailing only the 7-1 home record in 2016.

HOLDING ON TO HALFTIME LEADS

Under Head Coach **Bill O'Brien** (2014-19), the Texans are 32-2 when leading at halftime of a regular season game. Houston's 94.12 winning percentage when leading at the half is the best in the NFL over that span. In 2018, Houston led at halftime in each of their wins and had an 11-1 record when leading at the break. In franchise history, the Texans are 45-7 (86.54%) when they lead by double digits at the half and 18-0 in such games under O'Brien.

WINNING PERCENTAGE WHEN LEADING AT HALFTIME, SINCE 2014

	1. Houston Texans	34 games	32-2	94.12%
	2. New England Patriots	57 games	53-4	92.98%
	3. Denver Broncos	37 games	34-3	91.89%
	4. Los Angeles Rams	21 games	19-2	90.48%
	5. Seattle Seahawks	41 games	37-4	90.24%

GETTING DEFENSIVE

The Texans allowed just 17.3 points per game from Week 5-17 last season, which led the NFL in that span. They also only allowed 78.8 rushing yards per game in the last 12 games, which also led the NFL.

Houston's 24 forced turnovers in Weeks 5-17 ranked tied for third in the NFL in that time span behind the Bears and Broncos (25). Houston was 7-0 when allowing 19-or-fewer points this season (Weeks 5-7, 9, 12-13 and 17) and are now 86-15 in franchise history.

NFL DEFENSIVE RANKINGS, 2014-18

Category	Stat	NFL Rank
Total Points Per Game	21.3	9th
Total Net Yards Per Game	329.9	5th
Net Pass Yards Per Game	230.6	10th
Completion Percentage	61.5	6th
Rush Yards Per Game	99.3	5th
Rushing Average	3.91	4th
Rushing Touchdowns	51	t-3rd
Takeaways	121	8th
Interceptions	71	t-11th
3rd Down Percentage	35.3	2nd
4th Down Percentage	47.1	12th

BUILDING A WALL

The Texans led the NFL in opponent rushing average in 2018, allowing just 3.44 yards per carry. They were one of only three teams to not allow a 100-yard rusher, joining the Colts and Saints. The Texans also only allowed eight rushing touchdowns, which ranked second in the AFC and third in the NFL.

Houston held their opponents to fewer than 3.0 yards per carry a team-record six times in 2018, including a franchise-record four-consecutive games in Weeks 14-17. Houston only allowed three rushes of 20-or-more yards all year, which was the fewest allowed in the NFL. The only rush of 25-or-more yards that the Texans allowed was a 39-yard run by Titans WR **Corey Davis** in Week 12.

OPPONENT RUSHING AVERAGE IN 2018

Rk	Team	Att	Yds	Avg	Lg	TD
1	Houston Texans	385	1,323	3.44	39	8
2	New Orleans Saints	356	1,283	3.60	28t	12
3	Baltimore Ravens	354	1,327	3.75	35t	11
4	Chicago Bears	339	1,280	3.78	32	5
5	Dallas Cowboys	400	1,513	3.78	68	12

TEAM NOTES








GET OFF THE FIELD

Since 2014, the Texans rank second in the NFL in third-down defense with a 35.3 opponent third-down percentage.

In 2018, Houston held their opponents to below 35 percent on third down in eight games and ranked 20th in the league at 40.1 percent for the year. In 2017, Houston ranked fifth at 35.3 percent, which was also the fifth-lowest mark in team history. In 2016, Houston finished 11th in the NFL (38.5%) in third-down percentage allowed. In 2015, Houston led the NFL in third-down defense with a 28.5 percentage, which was the lowest single-season mark in franchise history. In 2014, Houston ranked third in the NFL allowing 33.9 percent of third down attempts.

LOWEST OPP. 3RD DOWN PERCENTAGE, SINCE 2014

	1. Minnesota Vikings	350-of-1,021	34.3 percent
	2. Houston Texans	379-of-1073	35.3 percent
	3. Denver Broncos	395-of-1105	35.7percent
	4. Seattle Seahawks	373-of-1014	36.8 percent
	5. Los Angeles Rams	398-of-1073	37.1 percent

'SEEL' OF APPROVAL

Under Special Teams Coordinator **Brad Seely** and Assistant Special Teams Coach **Tracy Smith**, the Texans made a big leap in a number of categories in 2018. Houston led the NFL in opponent starting field position with an average of the 25.5-yard line and ranked second in the NFL in starting field position (31.3).

The Texans also ranked second in the NFL in opponent average starting field position following a kickoff (23.9) and sixth in team average starting field position following a kickoff (25.9).

Additionally, Houston ranked third in the NFL in opponent kickoff return average (20.7) and tied for 10th in opponent punt return average (7.5). The Texans were also ninth in team kick return average (24.4) and 15th in team punt return average (8.6).

TEXANS ON SPECIAL TEAMS IN 2017 VS. 2018

Category	2017 (NFL Rk)	2018 (NFL Rk)
Kickoff Return Avg.	20.7 (21st)	24.4 (9th)
Opp. Kickoff Return Avg.	20.3 (11th)	20.7 (3rd)
Punt Return Avg.	8.5 (17th)	8.6 (15th)
Opp. Punt Return Avg.	12.4 (32nd)	7.5 (t-10th)
Starting Field Position	25.2 (32nd)	31.3 (2nd)
Opp. Starting Field Position	29.7 (26th)	25.5 (1st)

GOING STREAKING

The Texans won nine consecutive games from Weeks 4-13, which marked the longest win streak in franchise history and second-longest win streak in the league in 2018 (New Orleans, 10 in a row from Weeks 2-12).

Houston became the first team in NFL history to win nine consecutive games after starting a season 0-3. In the Super Bowl era, there have been 233 teams start 0-3 and the Texans are the first team to come back to win their division since the 1992 Chargers. Houston is just the second team in NFL history to start 0-3 and get back to first place after only seven games, joining the 2011 Chiefs.

The 2018 marked the first time in franchise history that the Texans put together five-game win streaks both at home and on the road. The Texans won five straight home games in Weeks 5-6, 8 and 12-13, which marked the first five-game home winning streak for Houston since 2016.

The Texans also won five straight road games (Weeks 4, 7, 9, 11 & 15), which marked the longest road winning streak for Houston since the 2012 season (six) and the second-longest road winning streak in team history. Houston is one of three teams to win five straight road games this season, joining the Saints and Chargers.

LONGEST WIN STREAKS, TEXANS HISTORY

Rk	Season(s)	Weeks	Streak
1	2018	4 - 13	9
2	2011	7 - 14	7
3t	2012	7 - 13	6
3t	2009-10	14 - 2	6

MOST ROAD WINS IN A SEASON, TEXANS HISTORY

Rk	Season(s)	Record	Road Wins
1	2012	12-4	6
2t	2018	10-4	5
2t	2011	10-6	5
2t	2009	9-7	5

LONGEST WIN STREAKS IN NFL, 2018

Rk	Team	Weeks	Streak
1	New Orleans Saints	2 - 12	10
2	Houston Texans	4 - 13	9
3	Los Angeles Rams	1 - 8	8




LONGEST WIN STREAKS AFTER 0-3 START, NFL HISTORY

Rk	Team	Year	Streak
1	Houston Texans	2018	9
2	New York Giants	1925	7
3t	New York Giants	1970	6
3t	Chicago Bears	1955	6

COMEBACK KIDS

The Texans led the NFL in comeback wins in 2018 with nine total. Houston came back to win after trailing in games against the Colts (Week 4), Cowboys (Week 5), Bills (Week 6), Dolphins (Week 8), Broncos (Week 9), Redskins (Week 11), Titans (Week 12), Jets (Week 15) and Jaguars (Week 17).

MOST COMEBACK WINS IN THE NFL IN 2018

	1. Houston Texans	9
	2. New Orleans Saints	8
	3t. Five teams tied	7

TEAM NOTES

TAKING CARE OF THE BALL

Houston had a turnover differential of plus-13 in 2018, which set a single-season franchise record, led the AFC and ranked second in the NFL. The Texans had 29 takeaways (15 interceptions, 14 fumble recoveries) while turning the ball over just 16 times (nine interceptions, seven fumbles lost). They also led the AFC and ranked second in the NFL in points off turnovers with 111 points scored off their takeaways.

Houston committed the fewest turnovers (16) in a single season in franchise history and tied for the least amount of interceptions thrown in a single season in franchise history with nine (2011).

The Texans did not turn the ball over in seven of their last 10 games and their seven games without a turnover tied for the most in a season in franchise history (2012). Houston also did not turn the ball over in four consecutive games (Weeks 12-15), which marks the longest streak of games without a turnover in franchise history.

QB **Deshaun Watson** attempted 207 consecutive passes without an interception (Weeks 11-17), which is a franchise record, and ended the regular season as the longest active streak in the NFL.

Since 2015, the Texans are 21-3 when they have a positive turnover differential in a game, including 8-3 in 2018. Houston's 87.50 win percentage when they win the turnover battle is tied for seventh in the NFL since 2015.

TURNOVER DIFFERENTIAL IN 2018

Rank	Team	Takeaways			Giveaways			Diff
		INT	FR	TO	INT	FR	TO	
1	Seattle	12	14	26	7	4	11	+15
2	Houston	15	14	29	9	7	16	+13
3	Chicago	27	9	36	14	10	24	+12

POINTS OFF TURNOVERS IN 2018

Rk	Team	TO	Points	TD	FGM	Scores
1	L.A. Rams	30	113	14	5	19
2	Houston	29	111	14	5	19
3	Chicago	36	107	13	5	18

2019 TEXANS OPPONENTS

HOME OPPONENTS

Division	Team	2018	2018 Road
NFC South	Atlanta Falcons	7-9	3-5
	Carolina Panthers	7-9	2-6
AFC West	Denver Broncos	6-10	3-5
	Oakland Raiders	4-12	1-7
AFC East	New England Patriots*	11-5	3-5
AFC South	Indianapolis Colts*	10-6	4-4
	Jacksonville Jaguars	5-11	2-6
	Tennessee Titans	9-7	3-5

ROAD OPPONENTS

Division	Team	2018	2018 Home
NFC South	New Orleans Saints*	13-3	6-2
	Tampa Bay Buccaneers	5-11	4-4
AFC West	Kansas City Chiefs*	12-4	7-1
	Los Angeles Chargers*	12-4	5-3
AFC North	Baltimore Ravens*	10-6	6-2
AFC South	Indianapolis Colts*	10-6	6-2
	Jacksonville Jaguars	5-11	3-5
	Tennessee Titans	9-7	6-2

* Denotes 2018 playoff team

NEW ADDITIONS

The Texans executed four trades as the team cut its roster down to 53 active players over the weekend. Houston landed T **Laremy Tunsil** and WR **Kenny Stills** from the Miami Dolphins, OLB **Jacob Martin** and OLB **Barkevious Mingo** from the Seattle Seahawks, RB **Carlos Hyde** from the Kansas City Chiefs and CB **Keion Crossen** from the New England Patriots.

Earlier in the offseason, Houston traded for RB **Duke Johnson** from the Cleveland Browns. The Texans now have seven players on their roster acquired via trade. Below is a look at each of them:

PLAYERS ACQUIRED VIA TRADE ON 2019 TEXANS

No.	Player	HT	WT	AGE	EXP	College
12	WR Kenny Stills	6-1	202	27	7	Oklahoma
23	RB Carlos Hyde	6-0	229	28	6	Ohio State
25	RB Duke Johnson	5-9	210	25	5	Miami (Fla.)
35	CB Keion Crossen	5-10	185	23	2	Western Carolina
52	OLB Barkevious Mingo	6-5	235	28	7	LSU
54	OLB Jacob Martin	6-2	242	23	2	Temple
78	T Laremy Tunsil	6-5	313	25	4	Mississippi

STARTED FROM THE BOTTOM

The Texans won the AFC South with an 11-5 record after finishing in last place in 2017 with a 4-12 record. Houston joins Chicago as the only teams to go from last to first in 2018 and it marks the second time Houston has done it (2011).

Since the 12-team playoff format began in 1990, at least four teams have qualified for the playoffs in every season that were not in the postseason the year before.

In 15 of the past 16 seasons, at least one team finished in first place in its division the season after finishing in last or tied for last place. In fact, of the 48 teams in league history to go from last to first, 25 of them have done so in the past 16 years (2003-18), including an NFL-record three such teams in 2005 and 2006.

FINAL 2018 REGULAR SEASON NFL RANKS

OFFENSE	HST	Rnk	DEFENSE	HST	Rnk
Yards / Game	362.6	15	Yards / Game	343.1	12
Yards / Play	5.58	17	Yards / Play	5.37	9
Rushing Yards / Game	126.3	8	Rush Yards / Game	82.7	3
Rushing Yards / Play	4.28	19	Rush Yards / Play	3.44	1
Passing Yards / Game	236.3	17	Pass Yards / Game	260.4	28
Passing Yards / Play	7.47	7	Pass Yards / Play	7.02	17
Interception Rate	1.78 %	8	Interception Rate	2.53 %	13
Sacks / Pass Attempt	12.25 %	32	Sacks / Pass Attempt	7.24 %	17
First Downs / Game	20.8	14	First Downs / Game	18.6	5t
Punt Return Avg	8.6	15	Punt Return Avg	7.5	10t
Kickoff Return Avg	24.4	9	Kickoff Return Avg	20.7	3
Field Goals Made	88.10 %	12	3rd Down Pct	40.09 %	20
3rd Down Pct	37.02 %	20	4th Down Pct	60.00 %	22t
4th Down Pct	66.67 %	6	Red Zone Pct	70.73 %	29
Red Zone Pct	50.00 %	27t	Goal to Go Pct	83.33 %	26t
Goal to Go Pct	61.29 %	29	Points / Game	19.6	4t
Avg TOP	30:12	17	Point Diff. / Game	5.4	9
Points/Game	25.1	11	Yard Diff. / Game	19.5	13

TEAM NOTES

KEEPING THE CORE

Only five players are on the Texans current 53-man roster that were a part of the team when Head Coach Bill O'Brien was hired in 2014: WR **DeAndre Hopkins**, CB **Johnathan Joseph**, OLB **Whitney Mercilus**, DE **J.J. Watt** and LS **Jon Weeks**.

Houston has 32 players that were part of the active roster or practice squad last season and 21 players that are new to the team in 2019.

2019 DRAFT PICKS (6)

#	Name	Pos	Ht	Wt	Age	Ex	School
28	Xavier Crawford	CB	5-11	187	23	R	Central Michigan
32	Lonnie Johnson Jr.	CB	6-2	213	23	R	Kentucky
44	Cullen Gillaspia	FB	6-2	235	24	R	Texas A&M
71	Tytus Howard	G/T	6-5	322	23	R	Alabama State
74	Max Scharping	G/T	6-6	327	23	R	Northern Illinois
94	Charles Omenihu	DE	6-5	280	22	R	Texas

TRADES (7)

#	Name	Pos	Ht	Wt	Age	Ex	School
12	Kenny Stills	WR	6-1	202	27	7	Oklahoma
23	Carlos Hyde	RB	6-0	229	28	6	Ohio State
25	Duke Johnson	RB	5-9	210	25	5	Miami (Fla.)
35	Keion Crossen	CB	5-10	185	23	2	Western Carolina
52	Barkevious Mingo	OLB	6-5	235	28	7	LSU
54	Jacob Martin	OLB	6-2	242	23	2	Temple
78	Laremy Tunsil	T	6-5	313	25	4	Mississippi

VETERAN FREE AGENT ACQUISITIONS (8)

#	Name	Pos	Ht	Wt	Age	Ex	School
2	AJ McCarron	QB	6-3	215	28	6	Alabama
21	Bradley Roby	CB	5-11	194	27	6	Ohio State
30	Cornell Armstrong	CB	6-0	185	23	2	Southern Miss
34	Taiwan Jones	RB	6-0	195	31	9	Eastern Washington
37	Jahleel Addae	S	5-10	195	29	7	Central Michigan
39	Tashaun Gipson Sr.	S	6-1	212	29	8	Wyoming
82	Logan Paulsen	TE	6-5	268	32	10	UCLA
87	Darren Fells	TE	6-7	270	33	6	California-Irvine

RETURNING VETERANS (32)

#	Name	Pos	Ht	Wt	Age	Ex	School
4	Deshaun Watson	QB	6-2	215	23	3	Clemson
7	Ka'imi Fairbairn	K	6-0	183	25	4	UCLA
8	Trevor Daniel	P	6-1	231	24	2	Tennessee
10	DeAndre Hopkins	WR	6-1	212	27	7	Clemson
14	DeAndre Carter	WR	5-8	190	26	2	Sacramento State
15	Will Fuller V	WR	6-0	184	25	4	Notre Dame
16	Keke Coutee	WR	5-11	187	22	2	Texas Tech
20	Justin Reid	S	6-1	203	22	2	Stanford
22	Aaron Colvin	CB	6-0	191	27	6	Oklahoma
24	Johnathan Joseph	CB	5-11	186	35	14	South Carolina
33	A.J. Moore Jr.	S	5-11	200	23	2	Mississippi
38	Buddy Howell	RB	6-1	218	23	2	Florida Atlantic
41	Zach Cunningham	ILB	6-3	238	24	3	Vanderbilt
46	Jon Weeks	LS	5-10	242	33	10	Baylor
51	Dylan Cole	ILB	6-0	237	25	3	Missouri State
55	Benardrick McKinney	ILB	6-4	257	26	5	Mississippi State
57	Brennan Scarlett	OLB	6-4	263	26	4	Stanford
58	Peter Kalambayi	ILB	6-3	254	24	2	Stanford
59	Whitney Mercilus	OLB	6-4	258	29	8	Illinois
63	Roderick Johnson	T	6-6	306	23	3	Florida State
64	Senio Kelemete	G	6-3	301	29	7	Washington
65	Greg Mancz	C/G	6-4	302	27	5	Toledo
66	Nick Martin	C	6-4	295	26	4	Notre Dame
73	Zach Fulton	C/G	6-5	321	27	6	Tennessee
76	Seantrel Henderson	T	6-7	351	27	6	Miami (Fla.)
88	Jordan Akins	TE	6-4	243	27	2	Central Florida
89	Jerell Adams	TE	6-5	254	26	3	South Carolina
91	Carlos Watkins	DE	6-3	297	25	3	Clemson
92	Brandon Dunn	NT	6-2	310	26	4	Louisville
97	Angelo Blackson	DE	6-4	319	26	5	Auburn
98	D.J. Reader	DE/NT	6-3	347	25	4	Clemson
99	J.J. Watt	DE	6-5	288	30	9	Wisconsin

TEXANS ROSTER BY ROUND

FIRST ROUND (10)

Pos.	Player	Year	Pick	Team
CB	Johnathan Joseph	2006	24	Cincinnati
DE	J.J. Watt	2011	11	Houston
OLB	Whitney Mercilus	2012	26	Houston
OLB	Barkevious Mingo	2013	6	Cleveland
WR	DeAndre Hopkins	2013	27	Houston
CB	Bradley Roby	2014	31	Denver
T	Laremy Tunsil	2016	13	Miami
WR	Will Fuller V	2016	21	Houston
QB	Deshaun Watson	2017	12	Houston
G/T	Tytus Howard	2019	23	Houston

SECOND ROUND (6)

Pos.	Player	Year	Pick	Team
RB	Carlos Hyde	2014	57	San Francisco
ILB	Benardrick McKinney	2015	43	Houston
C	Nick Martin	2016	50	Houston
ILB	Zach Cunningham	2017	57	Houston
CB	Lonnie Johnson Jr.	2019	54	Houston
G/T	Max Scharping	2019	55	Houston

THIRD ROUND (4)

Pos.	Player	Year	Pick	Team
RB	Duke Johnson	2015	77	Cleveland
S	Justin Reid	2018	68	Houston
TE	Jordan Akins	2018	98	Houston
TE	Kahale Warring	2019	86	Houston

FOURTH ROUND (5)

Pos.	Player	Year	Pick	Team
RB	Taiwan Jones	2011	125	Oakland
CB	Aaron Colvin	2014	114	Jacksonville
DE	Angelo Blackson	2015	100	Tennessee
DE	Carlos Watkins	2017	142	Houston
WR	Keke Coutee	2018	103	Houston

FIFTH ROUND (6)

Pos.	Player	Year	Pick	Team
G	Senio Kelemete	2012	151	Arizona
WR	Kenny Stills	2013	144	New Orleans
QB	AJ McCarron	2014	164	Cincinnati
DE/NT	D.J. Reader	2016	166	Houston
T	Roderick Johnson	2018	160	Cleveland
DE	Charles Omenihu	2019	161	Houston

SIXTH ROUND (5)

Pos.	Player	Year	Pick	Team
C/G	Zach Fulton	2014	193	Kansas City
TE	Jerell Adams	2016	184	N.Y. Giants
ILB	Peter Kalambayi	2018	214	Houston
OLB	Jacob Martin	2018	186	Seattle
CB	Xavier Crawford	2019	195	Houston

SEVENTH ROUND (3)

Pos.	Player	Year	Pick	Team
T	Seantrel Henderson	2014	237	Buffalo
CB	Keion Crossen	2018	243	New England
FB	Cullen Gillaspia	2019	220	Houston

COLLEGE FREE AGENTS (14)

Pos.	Player	Year	Team
TE	Logan Paulsen	2010	Washington
LS	Jon Weeks	2010	Houston
S	Tashaun Gipson Sr.	2012	Cleveland
S	Jahleel Addae	2013	San Diego
TE	Darren Fells	2013	Seattle
DE	Brandon Dunn	2014	Chicago
WR	DeAndre Carter	2015	Baltimore
C/G	Greg Mancz	2015	Houston
K	Ka'imi Fairbairn	2016	Houston
OLB	Brennan Scarlett	2016	Houston
ILB	Dylan Cole	2017	Houston
P	Trevor Daniel	2018	Houston
RB	Buddy Howell	2018	Miami
S	A.J. Moore Jr.	2018	New England

TEAM NOTES

TEXANS ROSTER QUICK FACTS

Oldest: CB **Johnathan Joseph** (born 4/16/1984)
Youngest: DE **Charles Omenihu** (born 8/20/1997)

Tallest: T **Seantrel Henderson** (6-7) & TE **Darren Fells** (6-7)
Shortest: WR **DeAndre Carter** (5-8)

Heaviest: T **Seantrel Henderson** (351 lbs)
Lightest: K **Ka'imi Fairbairn** (183 lbs)

Most NFL Seasons: CB **Johnathan Joseph** (14)

State that produced the most Texans: California, 7 – CB **Cornell Armstrong** (Inglewood), WR **DeAndre Carter** (San Jose), CB **Xavier Crawford** (Pittsburg), TE **Darren Fells** (Fullerton), RB **Taiwan Jones** (San Francisco), TE **Logan Paulsen** (Northridge) and WR **Kenny Stills** (Encinitas)

College that produced the most Texans: Clemson, 4 – WR **DeAndre Hopkins**, DE/NT **D.J. Reader**, DE **Carlos Watkins** and QB **Deshaun Watson**

Pro Bowlers: 7 – CB **Johnathan Joseph** (2011-12 with Texans), DE **J.J. Watt** (2012-15, 2018 with Texans), S **Tashaun Gipson Sr.** (2014 with Browns), WR **DeAndre Hopkins** (2015, 2017-18 with Texans), LS **Jon Weeks** (2015 with Texans), ILB **Benardrick McKinney** (2018 with Texans), QB **Deshaun Watson** (2018 with Texans)

Texans with NCAA Championship titles: 3 – QB **AJ McCarron** (Alabama 2009, 2011-12), DE **Carlos Watkins** (Clemson 2016), QB **Deshaun Watson** (Clemson 2016)

Texans with relatives that also play professional sports: TE **Darren Fells** (brother Daniel is a former NFL tight end for the Patriots, Giants, Broncos and Rams), OLB **Jacob Martin** (brother Josh is an outside linebacker for the New Orleans Saints), C **Nick Martin** (brother Zack is a three-time All-Pro selection, two-time Pro Bowl guard for the Dallas Cowboys), S **A.J. Moore Jr.** (twin brother C.J. currently plays safety for the Lions), S **Justin Reid** (brother Eric is a safety for the Carolina Panthers), DE **J.J. Watt** (brother Derek is a fullback for the Los Angeles Chargers and brother T.J. is an outside linebacker for the Pittsburgh Steelers)

Texans who played other sports in college: TE **Jordan Akins** (baseball at Central Florida), CB **Keion Crossen** (track & field at Western Carolina), TE **Darren Fells** (basketball at UC-Irvine), WR **DeAndre Hopkins** (basketball at Clemson), RB **Duke Johnson** (indoor track & field at Miami), DE/NT **D.J. Reader** (baseball at Clemson).

TEXANS WITH TENURE

LS **Jon Weeks** ranks second in franchise history in games played (144) and owns the franchise record for consecutive games played. He has snapped on every field goal attempt, extra point attempt and punt for Houston since he signed as a free agent in 2010.

CB **Johnathan Joseph** ranks sixth in games played in franchise history while DE **J.J. Watt** is tied with **Brian Cushing** for 10th on the list.

MOST CAREER GAMES PLAYED, TEXANS HISTORY

Rank	Player	Seasons	GP
1	Andre Johnson	2003-2014 (12)	169
2	Jon Weeks	2010-2019 (10)	144
3	Duane Brown	2008-2017 (10)	133
4	Kareem Jackson	2010-2018 (9)	132
5	Kris Brown	2002-2009 (8)	128
6	Johnathan Joseph	2011-2019 (9)	119
7	Chester Pitts	2002-2009 (8)	114
8	Chris Myers	2008-2014 (7)	112
9	Kevin Walter	2006-2012 (7)	109
10t	J.J. Watt	2011-2019 (9)	104
10t	Brian Cushing	2009-2017 (9)	104

2018 TEXANS HONORS

7

K KA'IMI FAIRBAIRN

December - AFC Special Teams Player of the Month
 Week 15 - AFC Special Teams Player of the Week

10

WR DEANDRE HOPKINS

Associated Press NFL All-Pro First Team
 Pro Bowl selection

55

ILB BENARDRICK MCKINNEY

Pro Bowl selection

4

QB DESHAUN WATSON

Pro Bowl selection

99

DE J.J. WATT

Associated Press NFL All-Pro First Team (edge rusher)
 Associated Press NFL All-Pro Second Team (interior line)
 Pro Bowl selection
 September - AFC Defensive Player of the Month
 Week 12 - AFC Defensive Player of the Week

FIRST-ROUND FACTORS

Houston's first-round draft picks have made immediate impacts, with all but two playing in 14-or-more games as a rookie.

TEXANS FIRST-ROUND DRAFT PICKS, ROOKIE YEAR GP/GS

Year	Pk	Player	GP	GS
2002	1	David Carr, QB	16	16
2003	3	Andre Johnson, WR	16	16
2004	10	Dunta Robinson, CB	16	16
2004	27	Jason Babin, OLB	16	16
2005	16	Travis Johnson, DT	15	3
2006	1	Mario Williams, DE	16	16
2007	10	Amobi Okoye, DT	16	14
2008	26	Duane Brown, T	16	16
2009	15	Brian Cushing, LB	16	16
2010	20	Kareem Jackson, CB	16	16
2011	11	J.J. Watt, DE	16	16
2012	26	Whitney Mercilus, OLB	16	4
2013	27	DeAndre Hopkins, WR	16	16
2014	1	Jadeveon Clowney, DE/OLB	4	4
2015	16	Kevin Johnson, CB	16	10
2016	21	Will Fuller V, WR	14	13
2017	12	Deshaun Watson, QB	7	6
2019	23	Tytus Howard, G/T	-	-

Bold indicates current Texan.

THE YOUNG AND THE REST-LESS

Texans rookies combined to play 18.73 percent of all team plays (4,600-of-24,565) in 2018, which marked the third-highest among NFL division leaders. Houston's rookie class played a total of 4,600 snaps on offense, defense and special teams, which ranked 10th in the NFL despite Houston not owning a first-, second- or fifth-round pick in the 2018 NFL Draft.

The Texans rookie class played 16.96 percent of offensive and defensive snaps (2,911-of-17,168) and led the NFL in percentage of special teams snaps played at 22.83 percent (1,689-of-7,397 total special teams plays).

DEANDRE HOPKINS NOTES



DOMINANT DEANDRE

WR **DeAndre Hopkins** has recorded the most receptions (528) by a player in his first six seasons in NFL history.

MOST RECEPTIONS THRU SIX SEASONS, NFL HISTORY

	1. DeAndre Hopkins	HOU	2013-18	528
	2. Antonio Brown	PIT	2010-15	526
	3. Randy Moss	MIN	1998-03	525
	4. Larry Fitzgerald	ARI	2004-09	523
	5. Marvin Harrison	IND	2013-18	522

HOP AT THE TOP

WR **DeAndre Hopkins** has posted the most receptions (528), receiving yards (7,437) and receiving touchdowns (47) through the first six seasons of a player's career in Texans history.

He's also tied **Andre Johnson** (25 from 2003-08) for the most games with 100-or-more receiving yards.

MOST RECEPTIONS IN FIRST SIX SEASONS, TEXANS HISTORY

Player	Seasons	Rec.
DeAndre Hopkins	2013-18	528
Andre Johnson	2003-08	486
Owen Daniels	2006-11	299

MOST REC. YARDS IN FIRST SIX SEASONS, TEXANS HISTORY

Player	Seasons	Yds
DeAndre Hopkins	2013-18	7,437
Andre Johnson	2003-08	6,379
Owen Daniels	2006-11	3,649

MOST REC. TDS IN FIRST SIX SEASONS, TEXANS HISTORY

Player	Seasons	TDs
DeAndre Hopkins	2013-18	47
Andre Johnson	2003-08	33
Owen Daniels	2006-11	20

MOST 100-YARD REC. GAMES IN FIRST SIX SEASONS, TEXANS HISTORY

Player	Seasons	Gms
DeAndre Hopkins	2013-18	25
Andre Johnson	2003-08	25
Will Fuller V	2016-18	6

BEST IN THE GAME

Since entering the NFL in 2013, WR **DeAndre Hopkins** ranks second in targets (898), fifth in receptions (528), third in receiving yards (7,437), second in receiving touchdowns (47), third in receiving first downs (384) and fourth in receptions of 25-or-more yards (70).

Since 2017, Hopkins is the only player in the NFL ranked in the top-2 in each of those categories. He is also tied for the most games with at least one touchdown reception (19) since 2017 and has recorded 1,000 yards receiving in four of the last five seasons.

NFL RECEIVING RANKS, 2017-18

Category	Hopkins	NFL Rk
Targets	337	1st
Receptions	211	2nd
Receiving Yards	2,950	2nd
Receiving TDs	24	t-1st
Rec. First Downs	150	1st
25+ Yard Receptions	31	2nd

HOPKINS' FRANCHISE RECORDS

Through six seasons, WR **DeAndre Hopkins** already owns a number of franchise records. Hopkins is the only player in team history to record double-digit touchdown receptions in a season and has done it three times (2015, 2017-18).

DEANDRE HOPKINS' TEXANS RECORDS

14.1

Career receiving average, 2013-18

115

Most receptions in a single season, 2018 (tied w/ Andre Johnson, 2008)

13

Most receiving touchdowns in a single season, 2017

83

Most receiving first downs in a single season, 2015

3

Most multi-touchdown games in a single season, 2015 (tied w/ Andre Johnson, 2009 & Will Fuller V, 2017)

5

Most consecutive games with a touchdown reception, Weeks 4-9 of 2017

10

Most receiving first downs in a game, 09/30/18 (tied w/ Andre Johnson, 11/18/12)

18

Most points scored in a game by a wide receiver, 10/8/17 (tied w/ Andre Johnson, 11/3/13)

95

Most consecutive games with a reception to start a career, 2013-active

21

Most consecutive games with 50-or-more scrimmage yards, 2017-18

DEANDRE HOPKINS NOTES

ELITE COMPANY

WR **DeAndre Hopkins** is the first player in the NFL to record multiple seasons with at least 100 receptions, 1,500 receiving yards and 11 receiving touchdowns since he joined the league in 2013. Only **Marvin Harrison**, **Brandon Marshall** and **Jerry Rice** accomplished the feat in multiple seasons in NFL history.

Hopkins joins **Odell Beckham Jr.** and **Antonio Brown** as the only players to record 1,200 receiving yards and 10 touchdowns in three seasons since 2013. He is also the only player in Texans history with 75-or-more receptions and 900-or-more receiving yards in five straight seasons (active streak) and his streak is tied for the second-longest active streak in the NFL (**Julio Jones**), only trailing **Antonio Brown** (six seasons). Hopkins, Jones and Brown are also the only players to record multiple seasons with at least 1,500 receiving yards since 2013.

In 2017, Hopkins posted 96 receptions for 1,378 yards (14.4 avg.) and a franchise-record 13 touchdowns on 174 targets. He is one of 14 players in NFL history to post those numbers in a season.

Hopkins also joined **Jerry Rice** and **Marvin Harrison** as the only players in NFL history to record at least 95 receptions, 1,350 yards and 11 in three separate seasons (2015, 2017-18).

CAN'T STOP HOP

WR **DeAndre Hopkins** and former Texans WR **Andre Johnson** are the only two players in NFL history to record at least nine receptions and 150 receiving yards in consecutive games on multiple occasions.

Hopkins accomplished the feat in Weeks 4-5 of the 2015 season and Weeks 4-5 of the 2018 season. Johnson, who now works on the Texans coaching staff, reached the milestone in Weeks 15-16 of the 2009 season and Weeks 11-12 of the 2012 season.

Hopkins has now registered 150-or-more yards receiving in back-to-back games twice in his career. Only seven other players in NFL history have recorded back-to-back games of 150-or-more yards on multiple occasions: **Andre Johnson**, **Jerry Rice**, **Torry Holt**, **Brandon Marshall**, **Steve Smith**, **James Lofton** and **Lance Alworth**.

DEANDRE HOPKINS IN WEEKS 4-5 OF 2015

Date	Wk	Opp	Tgts	Rec.	Yds	Avg	Lg	TD
10/4/15	4	@Atl	22	9	157	17.4	28	0
10/8/15	5	Ind	14	11	169	15.4	34	0

DEANDRE HOPKINS IN WEEKS 4-5 OF 2018

Date	Wk	Opp	Tgts	Rec.	Yds	Avg	Lg	TD
09/30/18	4	@Ind	12	10	169	16.9	30	1
10/7/18	5	Dal	13	9	151	16.8	49	0

HOME SWEET HOME

WR **DeAndre Hopkins** has 29 receiving touchdowns at home in his career (2013-18), which is the second-most in the NFL in that span trailing only **Antonio Brown** (44).

Hopkins scored 11 receiving touchdowns at home in 2017, which is the most by any NFL player in a season since 2011. Only five players in NFL history have recorded more receiving touchdowns at home in a single season: **Jordy Nelson** (13 in 2011), **Marvin Harrison** (13 in 2001), **Jerry Rice** (13 in 1987), **Coyce Box** (12 in 1952) and **Elroy Hirsch** (12 in 1951).

Hopkins is one of three players in NFL history with a touchdown reception in all eight home games of a season, joining Nelson (2011) and **Brandon Marshall** (2015). Hopkins is also one of eight players in NFL history to score a rushing or receiving touchdown in eight home games, joining Marshall, Nelson, **Terrell Davis** (1998), **Keyshawn Johnson** (1998), **Curtis Martin** (1996), **Emmitt Smith** (1994 and 1995) and **Lenny Moore** (1964).

HOP INTO HISTORY




WR **DeAndre Hopkins** became the second-youngest player to reach 500 career receptions in NFL history, trailing only **Larry Fitzgerald**. He also reached 500 receptions in the second-fewest games (93) in team history, trailing only **Andre Johnson** (88).

In Week 14 vs. Indianapolis, Hopkins became the second-youngest player to reach 7,000 career receiving yards in NFL history, trailing only Fitzgerald, and topped 7,000 receiving yards in the fewest games in Texans history (92 games). Additionally, Hopkins eclipsed 45 career receiving touchdowns in the fewest games in Texans history (92) in Week 14.

YOUNGEST NFL PLAYERS TO REACH 500 CAREER CATCHES

 Larry Fitzgerald	2004-08	26 years, 2 months, 29 days
 DeAndre Hopkins	2013-18	26 years, 6 months, 9 days
 Randy Moss	1998-02	26 years, 9 months, 24 days

YOUNGEST PLAYERS TO REACH 7,000 CAREER REC. YARDS

 Larry Fitzgerald	2004-09	26 years, 3 months, 20 days
 DeAndre Hopkins	2013-18	26 years, 6 months, 3 days
 Randy Moss	1998-03	26 years, 7 months, 8 days

KEEPIN' IT 100

WR **DeAndre Hopkins** has 25 career 100-yard receiving games, including a single-season career-high seven in 2018. Hopkins became just the fifth player in NFL history to post two games of 220-or-more receiving yards in the first five years of his career.

HOPKINS' 25 GAMES WITH 100 YARDS RECEIVING (2013-18)

Date	Opp.	Result	Rec	Yds	Avg	Lg	TD
9/9/13	Ten	W	7	117	16.7	28	1
9/21/14	at NYG	L	6	116	19.3	49	0
10/20/14	at Pit	L	6	108	18.0	32	0
11/2/14	Phi	L	6	115	19.2	45	1
11/30/14	Ten	W	9	238	26.4	58t	2
9/27/15	TB	W	8	101	12.6	29	1
10/4/15	at Atl	L	9	157	17.4	28	0
10/8/15	Ind	L	11	169	15.4	34	0
10/18/15	at Jax	W	10	148	14.8	29	2
11/22/15	NYJ	W	5	118	23.6	61t	2
12/27/15	at Ten	W	7	117	16.7	44	1
9/18/16	KC	W	7	113	16.1	35	1
1/1/17	at Ten	L	7	123	17.6	51	0
10/1/17	Ten	W	10	107	10.7	21	1
10/29/17	at Sea	L	8	224	28.0	72t	1
11/12/17	at LAR	L	7	111	15.9	36	0
11/27/17	at BAL	L	7	125	17.9	39	0
12/10/17	SF	L	11	149	13.5	29t	2
9/16/18	at TEN	L	6	110	18.3	31	1
9/30/18	at IND	W	10	169	16.9	30	1
10/07/18	DAL	W	9	151	16.8	49	0
11/04/18	at DEN	W	10	105	10.5	16t	1
12/15/18	at NYJ	W	10	170	17.0	45t	2
12/23/18	at PHI	L	9	104	11.6	18	0
12/30/18	JAX	W	12	147	12.3	43	0

DEANDRE HOPKINS NOTES

50 FOR 10



HOPKINS

WR **DeAndre Hopkins** recorded at least 50 receiving yards in 21 consecutive games from Week 8 of 2017 through Week 13 of 2018. It marked the longest streak in franchise history and third-longest streak in NFL history. His streak of 50-or-more scrimmage yards in 21 consecutive games tied **Domanick Williams** (2004-05) for the longest in team history. Hopkins had a streak of at least 60 receiving yards in 15 straight games from 10/29/17 to 10/14/18, which tied for the third-longest streak in NFL history.

LONGEST STREAKS OF 50+ REC. YARDS, NFL HISTORY

Player	Team	Streak	Seasons	Rec. Yds
Antonio Brown	PIT	35	2013-15	3,633
Julio Jones	ATL	27	2012-15	2,880
DeAndre Hopkins	HOU	21	2017-18	2,111

LONGEST STREAKS OF 50+ SCRIMMAGE YARDS, TEXANS HISTORY

Player	Team	Streak	Seasons	ScrimYds
DeAndre Hopkins	HOU	21	2017-18	2,104
Domanick Williams	HOU	21	2004-05	2,645
Arian Foster	HOU	17	2011-12	2,393

10-4

WR **DeAndre Hopkins** has 160 receptions for 2,178 yards (13.7 avg.) and 18 touchdowns in 23 games with QB **Deshaun Watson**. He has only recorded less than 50 yards twice.

DEANDRE HOPKINS IN 23 GAMES WITH DESHAUN WATSON

Date	Wk	Opp	Tgts	Rec.	Yds	Avg	Lg	TD
09/10/17	1	Jax	16	7	55	7.9	12	1
09/14/17	2	at Cin	13	7	73	10.4	25	0
09/24/17	3	at NE	8	7	76	10.9	21	0
10/01/17	4	Ten	12	10	107	10.7	21	1
10/08/17	5	KC	12	4	52	13.0	34t	3
10/15/17	6	Cle	4	2	19	9.5	16	1
10/29/17	8	at Sea	11	8	224	28.0	72t	1
09/09/18	1	at NE	11	8	78	9.8	17	0
09/16/18	2	at Ten	11	6	110	18.3	31	1
09/23/18	3	NYG	10	6	86	14.3	24	0
09/30/18	4	at IND	12	10	169	16.9	30	1
10/07/18	5	DAL	13	9	151	16.8	49	0
10/14/18	6	BUF	6	5	63	12.6	24	1
10/21/18	7	at JAX	8	3	50	16.7	31	1
10/25/18	8	MIA	7	6	82	13.7	49t	2
11/04/18	9	at DEN	12	10	105	10.5	16t	1
11/18/18	11	at WAS	6	5	56	11.2	16t	1
11/26/18	12	TEN	6	5	74	14.8	28	0
12/02/18	13	CLE	12	7	91	13.0	29	0
12/09/18	14	IND	10	4	36	9.0	13	1
12/15/18	15	at NYJ	11	10	170	17.0	45t	2
12/23/18	16	at PHI	12	9	104	11.6	18	0
12/30/18	17	JAX	16	12	147	12.3	43	0
Totals			239	160	2,178	13.6	72t	18



2018 ACCOMPLISHMENTS

In 2018, WR **DeAndre Hopkins** set single-season career highs in receptions (115) and receiving yards (1,572) while also recording 11 receiving touchdowns. Below are some of his accomplishments from the historic season:

- ✦ Named to the Associated Press NFL All-Pro First Team, marking his third-career selection (first team in 2017, second team in 2015)
- ✦ Led all offensive players in AP voting, receiving 46-of-50 votes, and recorded the third-most votes overall
- ✦ Selected to his third-career and second-consecutive Pro Bowl (2015, 2017-18)
- ✦ Led all offensive skill players in the NFL (WR, RB, TE & FB) in play-time percentage, playing in 99.09% of Houston's offensive plays (1,084-of-1,094)
- ✦ Tied for the most receptions (115) in a season in team history
- ✦ Registered the third-most receiving yards (1,572) in a season in franchise history
- ✦ Logged seven 100-yard receiving games, which marks the second most in a season in team history (Andre Johnson, eight in 2008)
- ✦ Eclipsed 100 receptions in a season for the second time in his NFL career (2015)
- ✦ Recorded at least one receiving touchdown in five consecutive games (Weeks 6-11), which tied his own franchise record
- ✦ Became the only player in the NFL to record multiple streaks of at least five consecutive games with a touchdown reception since 2017 (Weeks 4-9 of 2017)
- ✦ Tallied four games with 10-or-more receptions (Weeks 4, 9, 15 and 17) to give him eight games with double digit receptions in his NFL career. Hopkins' four games with at least 10 receptions last season tied for the third-most in the NFL
- ✦ Registered at least 100 yards receiving in three consecutive games for the first time since Weeks 4-6 of the 2015 season
- ✦ Tied for the NFL lead with three games recording at least 10 receptions, 100 receiving yards and one receiving touchdown
- ✦ Joined **Antonio Brown** and **Michael Thomas** as the only players in the NFL to record multiple games with at least 10 receptions, 150 yards and one touchdown
- ✦ Joined **Andre Johnson** (2008, 2012) as the only players in franchise history with multiple games of at least 10 receptions, 150 yards and one touchdown in a season
- ✦ Joined **Amari Cooper**, **Antonio Brown** and **Tyreek Hill** as the only players in the NFL to record at least 10 receptions for 170 yards and two touchdowns in a game
- ✦ Joined **Antonio Brown** and **Michael Thomas** as the only players to record multiple games with at least 10 receptions, 150 yards and one touchdown

Category	Hopkins	NFL	AFC	NFL Leader
Receptions	115	3rd	1st	M. Thomas - 125
Receiving Yards	1,572	2nd	1st	J. Jones - 1,677
Receiving TDs	11	5th	4th	A. Brown - 15
Rec. First Downs	81	1st	1st	-
25+ Yard Receptions	14	t-4th	t-3rd	T. Hill - 22

DEANDRE HOPKINS NOTES



GOT A CATCH IN ALL

WR **DeAndre Hopkins** has recorded at least one reception in every game he has played in his NFL career (95 straight). Hopkins' streak of games with a reception to start his career is the longest active streak in the NFL to start a career and tied for the eighth-longest streak of games with a reception to start a career in the Super Bowl era (**Kellen Winslow**, 2004-13). Hopkins also owns the sixth-longest active reception streak in the NFL. Hopkins' streak of 95 consecutive games with a reception is the longest in franchise history to start a career by more than 50 games and the second-longest overall reception streak in team history, trailing only **Andre Johnson** (133 games from 2005-14).

STREAK OF GAMES WITH A RECEPTION TO START A CAREER, SUPER BOWL ERA

Rk, Player, Teams	Streak	Start	End
1. Marvin Harrison, IND	190	9/1/96	12/28/08
2. Keyshawn Johnson, NYJ-TB-DAL-CAR	167	9/1/96	12/31/06
3. Marshall Faulk, IND-STL	158	9/4/94	12/19/04
4. Jeremy Shockey, NYG-NO-CAR	136	9/5/02	1/1/12
5. Calvin Johnson, DET	135	9/9/07	1/3/16
6. Michael Crabtree, SF-OAK	120	10/25/09	11/26/17
7. Randy Moss, MIN	101	9/6/98	10/17/04
8t. DeAndre Hopkins, HOU	95	9/9/13	Active
8t. Kellen Winslow, CLE-TB-NE-NYJ	95	9/12/04	9/12/13
10. Santonio Holmes, PIT-NYJ	87	9/7/06	12/24/11

LONGEST ACTIVE RECEPTION STREAKS IN THE NFL

Rk, Player	Team(s)	Streak	Date Started
1. Larry Fitzgerald	ARI	227	11/7/04
2. Antonio Brown	PIT	128	10/3/10
3. Pierre Garcon	IND, WAS, SF	118	10/10/10
4. Golden Tate	DET, SEA, PHI	104	10/28/12
5. Julio Jones	ATL	103	12/4/11
6. DeAndre Hopkins	HOU	95	9/9/13
7. Delanie Walker	TEN, SF	84	11/19/12

LONGEST RECEPTION STREAKS TO START CAREER, TEXANS HISTORY

Player	Seasons	Gms
DeAndre Hopkins	2013-active	95
Andre Johnson	2003-07	35
Will Fuller V	2016-active	31

LONGEST RECEPTION STREAKS, TEXANS HISTORY

Player	Seasons	Gms
Andre Johnson	2005-14	133
DeAndre Hopkins	2013-active	95
Owen Daniels	2006-13	88

HISTORY IN THE MAKING

WR **DeAndre Hopkins** is just the second player in NFL history to post at least 525 receptions, 7,400 receiving yards and 45 receiving touchdowns in the first six seasons of a player's career.

Player	Team	Seasons	Rec.	Yds	TDs
DeAndre Hopkins	HOU	2013-18	528	7,437	47
Randy Moss	MIN	1998-03	525	8,375	77

MATCHUP NIGHTMARE

Below is a look at the teams that WR **DeAndre Hopkins** has had the most success against in his NFL career (2013-18).

HOPKINS TOP-5 CAREER RECEPTIONS BY OPPONENT

	Tennessee Titans	12 games	77 receptions
	Jacksonville Jaguars	12 games	66 receptions
	Indianapolis Colts	11 games	62 receptions
	New England Patriots	5 games	24 receptions
	Kansas City Chiefs	4 games	23 receptions

HOPKINS TOP-5 CAREER RECEIVING YARDS BY OPPONENT

	Tennessee Titans	12 games	1,194 rec. yards
	Indianapolis Colts	11 games	853 rec. yards
	Jacksonville Jaguars	12 games	842 rec. yards
	Kansas City Chiefs	4 games	339 rec. yards
	New England Patriots	5 games	339 rec. yards

HOPKINS CAREER REC. TOUCHDOWNS BY OPPONENT




	Tennessee Titans	12 games	7 rec. TDs
	Kansas City Chiefs	4 games	7 rec. TDs
	Jacksonville Jaguars	12 games	5 rec. TDs
	New York Jets	2 games	4 rec. TDs
	Indianapolis Colts	11 games	3 rec. TDs
	Washington Redskins	2 games	2 rec. TDs
	Miami Dolphins	2 games	2 rec. TDs
	San Francisco 49ers	2 games	2 rec. TDs

J.J. WATT NOTES

BEST OF THE BEST

DE **J.J. Watt** is the NFL's all-time leader in sacks per game. He has recorded 92.0 sacks in 104 career games for an average of 0.88.

SACKS PER GAME, NFL HISTORY (MIN. 50 NFL GAMES)

	1. J.J. Watt	HOU	2011-18	0.88
	2. Reggie White	GB	1985-00	0.85
	3. Von Miller	DEN	2011-18	0.82

2018 ACCOMPLISHMENTS

DE **J.J. Watt** compiled 61 tackles, 16.0 sacks, 25 quarterback hits, 18 tackles for loss, four passes defended and seven forced fumbles in 2018. Below are some of his accomplishments from the season:

- Named to the AP NFL All-Pro First Team for the fifth time while also being named to the second team as an interior lineman
- Voted to the first team at defensive end from 2012-15 while being named the second team defensive tackle in 2014
- Selected to his fifth Pro Bowl (2012-15, 2018), the second most career selections in Texans history behind **Andre Johnson** (seven).
- Became the first player in NFL history to post at least 15.0 sacks, 15 tackles for loss, five forced fumbles and four passes defended in a season since each stat began being tracked by the NFL.
- Recorded his fourth-career season with at least 15.0 sacks, which is the second-most in NFL history behind **Reggie White** (five).
- Became the second-fastest NFL player to reach 90.0 sacks, doing so in his 102nd career game (Week 15).
- Recorded 2.0 sacks and four tackles for loss in a game for the eighth time, the most by any player since TFLs became official stat.
- Set a single-season franchise record and tied for the NFL lead in 2018 with a career-high seven forced fumbles.
- Notched his 22nd career game with at least 1.0 sack and one pass defended in Week 14 vs. IND, the most in the NFL since 2011.
- Became the fastest defensive lineman in NFL history to record 50 career passes defended (100 games) in Week 13 vs. Cleveland, passing **Jason Taylor** and **Kevin Williams** (121).
- Joined **Von Miller** and **Chandler Jones** as the only players to record five seasons with 10.0-or-more sacks since 2011.
- Joined **Aaron Donald** as the only players in the NFL to record three games with at least 2.0 sacks and one forced fumble in 2018
- Named the AFC Defensive Player of the Month for September, which marked his sixth Player of the Month award in his career
- Named the AFC Defensive Player of the Week in Week 12 vs. Tennessee, which marked his seventh Defensive Player of the Week award in his NFL career
- Recorded a sack in four straight games (Weeks 8-12) for the seventh time in his career (also did it in Weeks 3-6), the most streaks of four consecutive games with a sack since 2011.

Category	Watt	NFL RK	AFC RK	NFL Leader
Sacks	16.0	2nd	1st	A. Donald - 20.5
Quarterback Hits	25	t-10th	t-6th	A. Donald - 41
Tackles For Loss	18	t-6th	3rd	A. Donald - 25
Forced Fumbles	7	t-1st	t-1st	Tied with D. Ford
Sack Yards	119	3rd	2nd	A. Donald - 183.5
Passes Defensed*	4	t-11th	t-8th	Two tied - 8
Solo Tackles*	47	4th	3rd	C. Campbell - 53

*Rank among defensive linemen



WATT BY THE NUMBERS

154	Career tackles for loss, the most in the NFL since 2011 & since TFLs became an official stat
244	Career quarterback hits, the most in the NFL since 2011 & since QBHs became an official stat
92.0	Career sacks, the second-most in the NFL since 2011, second-most in NFL history through 104 games & tied with Trevor Pryce for the 44th-most all-time
24	Career multi-sack games, the most in the NFL since 2011 & second-most in NFL history through 104 games
13	Career fumble recoveries, tied for second-most in the NFL since 2011
22	Career fumbles forced, tied for the third-most in the NFL since 2011
0.88	Sacks per game, the NFL's all-time leader
51	Career passes defended, the most by a defensive lineman since 2011
7	Career instances with multiple sacks in back-to-back games, which is the most in NFL history
2	20.0+ sack seasons, the most since sacks became an official stat
3	Defensive Player of the Year award, tied for the most in NFL history
6	Player of the Month awards, tied for most by a defensive player in NFL history
7	Player of the Week awards, tied for the most by an active defensive player

J.J. WATT NOTES

SACKS BY QB





11.0	Andrew Luck, IND
10.5	Blake Bortles, JAX
6.5	Zach Mettenberger, TEN
5.0	Jake Locker, TEN
4.5	Alex Smith, KC
4.0	Ryan Fitzpatrick, BUF-TEN-NYJ
	Eli Manning, NYG
3.5	Blaine Gabbert, JAX
3.0	Drew Brees, NO
	Matt Hasselbeck, TEN
	Matthew Stafford, DET
2.5	Peyton Manning, DEN
	Mark Sanchez, NYJ-PHI
	Ryan Tannehill, MIA
2.0	Sam Darnold, NYJ
	Joe Flacco, BAL
	Chad Henne, JAX
	Matt McGloin, OAK
	Aaron Rodgers, GB
1.5	Marcus Mariota, TEN
1.0	Josh Allen, BUF
	Andy Dalton, CIN
	Robert Griffin III, WAS
	Brian Hoyer, CLE
	Case Keenum, DEN
	Colt McCoy, WAS
	Cam Newton, CAR
	Dan Orlovsky, IND
	Brock Osweiler, MIA
	Carson Palmer, ARZ
	Christian Ponder, MIN
	Dak Prescott, DAL
	Ben Roethlisberger, PIT
	Matt Ryan, ATL
0.5	Josh Freeman, TB
	Russell Wilson, SEA














MULTI-SACK GAMES

REGULAR & POSTSEASON				TACKLES					SACKS		INTERCEPTIONS					FUMBLES			
Date	Opp	GP	GS	Tot	Solo	Asst	QBH	TFL	Sk	Yds	Int	Yds	Lg	TD	PD	FF	FR	Yds	TD
2011 (2)																			
11/27/11	at Jax	1	1	7	5	2	4	2	2.0	15.0	0	0	0	0	1	0	0	0	0
*1/15/12	at Bal	1	1	12	9	3	3	3	2.5	22.0	0	0	0	0	0	0	0	0	0
2012 (6)																			
9/23/12	at Den	1	1	7	6	1	3	4	2.5	11.5	0	0	0	0	0	0	0	0	0
9/30/12	Ten	1	1	5	4	1	2	3	2.0	17.0	0	0	0	0	0	0	1	7	0
10/14/12	GB	1	1	6	5	1	3	4	2.0	10.0	0	0	0	0	0	0	0	0	0
11/22/12	at Det	1	1	5	5	0	5	4	3.0	22.0	0	0	0	0	2	0	0	0	0
12/2/12	at Ten	1	1	6	6	0	2	3	2.0	21.0	0	0	0	0	2	1	0	0	0
12/16/12	Ind	1	1	10	10	0	4	6	3.0	22.0	0	0	0	0	0	1	0	0	0
2013 (2)																			
9/15/13	Ten	1	1	5	5	0	4	2	2.0	10.0	0	0	0	0	2	0	0	0	0
11/17/13	Oak	1	1	5	5	0	5	2	2.0	21.0	0	0	0	0	0	0	0	0	0
2014 (6)																			
10/9/14	Ind	1	1	7	4	3	4	3	2.0	5.0	0	0	0	0	3	0	1	45	1
10/26/14	at Ten	1	1	3	3	0	2	2	2.0	9.0	0	0	0	0	1	1	0	0	0
11/30/14	Ten	1	1	3	3	0	6	1	2.0	24.0	0	0	0	0	0	1	1	14	0
12/7/14	at Jax	1	1	4	4	0	5	4	3.0	17.0	0	0	0	0	1	0	0	0	0
12/14/14	at Ind	1	1	6	5	1	3	2	2.0	19.0	0	0	0	0	1	0	0	0	0
12/28/14	Jax	1	1	6	6	0	3	4	3.0	20.0	0	0	0	0	0	1	0	0	0
2015 (6)																			
9/13/15	KC	1	1	9	9	0	3	6	2.0	10.0	0	0	0	0	0	0	0	0	0
10/25/15	at Mia	1	1	7	6	1	4	3	2.0	20.0	0	0	0	0	0	0	0	0	0
11/1/15	Ten	1	1	5	3	2	10	1	2.5	13.5	0	0	0	0	0	1	0	0	0
11/22/15	NYJ	1	1	8	8	0	6	5	2.0	14.0	0	0	0	0	0	0	0	0	0
11/29/15	NO	1	1	5	3	2	8	2	2.0	10.0	0	0	0	0	0	0	0	0	0
1/3/16	Jax	1	1	8	5	3	4	3	3.0	23.0	0	0	0	0	2	1	1	0	0
2018 (3)																			
9/23/18	NYG	1	1	8	4	4	4	3	3.0	25.0	0	0	0	0	0	1	0	0	0
9/30/18	at IND	1	1	4	4	0	2	1	2.0	8.0	0	0	0	0	0	2	0	0	0
12/15/18	at NYJ	1	1	6	4	2	2	2	2.0	17.0	0	0	0	0	0	1	0	0	0
*Indicates postseason																			

SACKS BY TEAM

DE J.J. Watt has recorded sacks against 26 of the 31 other NFL teams in the regular season. Below is a breakdown of his sacks by team.

	Tennessee Titans	13 games	17.0
	Jacksonville Jaguars	13 games	16.0
	Indianapolis Colts	12 games	12.0
	New York Jets	3 games	5.0
	Kansas City Chiefs	2 games	4.5
	New York Giants	2 games	4.0
	Denver Broncos	3 games	3.5
	Miami Dolphins	4 games	3.5
	Detroit Lions	1 game	3.0
	New Orleans Saints	2 games	3.0
	Baltimore Ravens	4 games	2.0
	Buffalo Bills	4 games	2.0
	Green Bay Packers	1 game	2.0

	Oakland Raiders	3 games	2.0
	Washington Redskins	2 games	2.0
	Philadelphia Eagles	2 games	1.5
	Arizona Cardinals	1 game	1.0
	Atlanta Falcons	2 games	1.0
	Carolina Panthers	2 games	1.0
	Cincinnati Bengals	4 games	1.0
	Cleveland Browns	3 games	1.0
	Dallas Cowboys	2 games	1.0
	Minnesota Vikings	1 game	1.0
	Pittsburgh Steelers	2 games	1.0
	Seattle Seahawks	1 game	0.5
	Tampa Bay Buccaneers	2 games	0.5

J.J. WATT NOTES

WATT & WHITE



WATT

DE **J.J. Watt** is the only player to record 20.0-or-more sacks more than once since sacks became an official statistic in 1982. He is one of only two players with three-or-more seasons with at least 17.5 sacks, joining **Reggie White**.

Watt has put together four seasons with at least 15.0 sacks, which is second in NFL history behind White (five). He led the NFL in sacks with 20.5 in 2012 and 17.5 in 2015 while finishing second in the league with 20.5 in 2014 and 16.0 in 2018.

PLAYERS WITH THREE SEASONS OF 17.5 SACKS, SINCE 1982

Player	Team	Year	Sacks
Reggie White	PHI-GB	1986	18.0
		1987	21.0
		1988	18.0
J.J. Watt	HOU	2012	20.5
		2014	20.5
		2015	17.5

J.J. SWATT

DE **J.J. Watt** leads all defensive linemen in passes defended (51) since 2011 and is tied for sixth in passes defended by a defensive lineman in NFL history. He also currently ranks fifth in passes defended in franchise history.

Watt became the fastest defensive lineman to record 50 career passes defended in NFL history, doing so in his 100th game (Week 13 of 2018) and passing **Jason Taylor** and **Kevin Williams** who each reached the milestone in their 121st game.

Watt led all defensive linemen in passes defended in 2012 and 2015 and finished second in 2014. He set an NFL record for a defensive lineman with 16 passes defended in 2012. Five of Watt's 16 passes defended that year were picked off, with four leading to scores.

Watt picked off one pass in 2014 at the line of scrimmage and took it 80 yards for a touchdown in Week 4 against Buffalo. He also had a pick-six in the 2011 Wild Card game against Cincinnati.

MOST PASSES DEFENDED BY A DEFENSIVE LINEMAN SINCE 2011

	1. J.J. Watt	HOU	104 gms	51
	2. Carlos Dunlap	CIN	122 gms	47
	3. Cameron Jordan	NO	128 gms	44

AND THE HITS KEEP COMING

DE **J.J. Watt** led the NFL in quarterback hits for four straight seasons (2012-15) and leads the league since 2011 with 244 in his career. Watt piled up 43 in 2012, 46 in 2013, a career-high 51 in 2014 and 50 in 2015. The only other player to record more than 40 quarterback hits in a season since 2006 is **Aaron Donald** (2018).

Watt set a single-game career high with 10 quarterback hits against Tennessee in Week 8 of the 2015 season, besting his previous high of nine against the Bills in Week 4 of the 2014 season.

SINGLE-SEASON QB HITS (2006-18)

Rank	Player	Season	Team	QBH
1	J.J. Watt	2014	HOU	51
2	J.J. Watt	2015	HOU	50
3	J.J. Watt	2013	HOU	46
4	J.J. Watt	2012	HOU	43
5	Aaron Donald	2018	LAR	41

STILL DOMINANT

Since his rookie season in 2011, despite missing 24 games in 2016-17, DE **J.J. Watt** leads the NFL in tackles for loss (154), quarterback hits (244) and multi-sack games (24). Watt is second in the NFL in sacks over that span with a franchise-record 92.0 in 104 games and tied for second in fumble recoveries (13). Watt also ranks tied for third in the NFL with 22 forced fumbles since 2011. He leads all defensive lineman in passes defended (51) and ranks fourth in tackles (455) in that span.

MOST TACKLES FOR LOSS IN THE NFL SINCE 2011

	1. J.J. Watt	HOU	104 gms	154
	2. Von Miller	DEN	120 gms	125
	3. Calais Campbell	JAX	123 gms	118

MOST QUARTERBACK HITS IN THE NFL SINCE 2011

	1. J.J. Watt	HOU	104 gms	244
	2. Von Miller	DEN	120 gms	197
	3. Carlos Dunlap	CIN	122 gms	186

MOST SACKS IN THE NFL SINCE 2011

	1. Von Miller	DEN	120 gms	98.0
	2. J.J. Watt	HOU	104 gms	92.0
	3. Ryan Kerrigan	WAS	128 gms	84.5

MOST MULTIPLE-SACK GAMES IN THE NFL SINCE 2011

	1. J.J. Watt	HOU	104 gms	24
	2. Justin Houston	KC	102 gms	18
	3. Von Miller	DEN	120 gms	17

MOST FUMBLE RECOVERIES IN THE NFL SINCE 2011

	1. Julius Peppers	CAR	128 gms	14
	2t. J.J. Watt	HOU	104 gms	13
	2t. Lavonte David	TB	105 gms	13

MOST FORCED FUMBLES IN THE NFL SINCE 2011

	1t. Ryan Kerrigan	WAS	128 gms	25
	1t. Von Miller	DEN	120 gms	25
	3t. J.J. Watt	HOU	104 gms	22
	3t. Robert Quinn	DAL	111 gms	22

J.J. WATT NOTES

TROPHY CASE

Along with being named to the Pro Bowl (2012–2015, 2018) and First-Team All-Pro (2012–2015, 2018) five times in his career, DE **J.J. Watt** has won numerous awards for his work on and off the field, including the 2017 Walter Payton NFL Man Of The Year.

3

Associated Press NFL Defensive Player of the Year awards in his career, tying Lawrence Taylor for the most in NFL history. Watt won the award in 2012, 2014 and 2015.

6

AFC Defensive Player of the Week awards, which is tied the most among active players and tied for the seventh-most in NFL history. Watt won the award in Week 2 & 15 of 2012; Week 4 & 11 of 2014; Week 11 & 17 of 2015; Week 12 of 2018.

7

AFC Defensive Player of the Month awards, which is tied for the most by any defensive player in NFL history (**Bruce Smith**) and tied for the fourth-most overall. Watt won the award in Sept. 2012, Dec. 2012, Sept. 2014, Dec. 2014, Nov. 2015 and Sept. 2018.

NO DROP OFF FOR WATT

DE **J.J. Watt** recorded 20.5 sacks in 2012 and 2014, making him the only player in NFL history with two 20-sack seasons. In 2018, Watt returned to his old form and recorded 16.0 sacks, which marked the fourth-most in a season in his career and in team history.

J.J. WATT'S SEASON TOTALS, NFL CAREER

Year	Tkls	Sks	INTs	PDs	TFLs	QBHs	FRs	FFs
2018	61	16.0	0	4	18	25	0	7*
2017	15	0.0	0	2	3	5	0	0
2016	8	1.5	0	0	1	5	1	0
2015 #	76	17.5	0	8	29	50	1	3
2014 #	78	20.5*	1*	10	29	51*	5*	4
2013	80	10.5	0	7	22	46	2	4
2012 #	81*	20.5*	0	16*	39*	43	2	4
2011	56	5.5	0	4	13	19	2	0

* - indicates single-season career high.

- indicates Watt won Associated Press NFL Defensive Player of the Year.

THREE'S COMPANY

DE **J.J. Watt** is responsible for three of the eight occurrences where a player has recorded at least eight total tackles, 3.0 sacks, three tackles for loss, four quarterback hits and one forced fumble in a game since each of those stats were tracked by the NFL.

Watt accomplished the feat in Week 15 of the 2012 season, Week 17 of the 2015 season and Week 3 of the 2018 season. **Aaron Donald**, **James Harrison** (twice), **T.J. Watt** and **DeMarcus Ware** are the only other players to accomplish the feat.

Watt has recorded 3.0-or-more sacks six times in his career, which is the second-most in the NFL since 2011 (**Justin Houston** – seven). The Texans are 5-1 in those six games.

J.J. WATT'S CAREER GAMES WITH 3.0+ SACKS (6)

Date	Opp	W/L	Tkls	Sks	QBHs	TFLs	FFs	FRs	PDs
11/22/12	@Det	W	5	3.0	5	4	0	0	2
12/16/12	Ind	W	10	3.0	4	6	1	0	0
12/07/14	@Jax	W	4	3.0	5	4	0	0	1
12/28/14	Jax	W	6	3.0	3	4	1	0	0
01/03/16	Jax	W	8	3.0	4	3	1	1	2
09/23/18	NYG	L	8	3.0	4	3	1	0	0

ALL BY MYSELF

Since passes defended officially began being tracked in 1991, 12 players have recorded at least 10.0 sacks and 10 passes defended in a single season. Only DE **J.J. Watt** and **Jason Taylor** have accomplished that feat more than once. Watt is also the only player in NFL history to record at least 15.0 sacks and 15 passes defended in the same season.

PLAYERS WITH AT LEAST 10.0 SACKS AND 10 PASSES DEFENDED IN MULTIPLE SEASONS, SINCE 1991

Player	Season, Tm	GP	Sacks	PD
J.J. Watt	2012, HOU	16	20.5	16
J.J. Watt	2014, HOU	16	20.5	10
Jason Taylor	2006, MIA	16	13.5	11
Jason Taylor	2005, MIA	16	12.0	10

SACK STREAK

DE **J.J. Watt** has recorded a sack in five consecutive games on five different occasions in his NFL career. Only three other players in franchise history have accomplished the feat once.

In 2015, Watt had a sack in a franchise-record seven consecutive games from Week 13 of 2014 to Week 2 of 2015. He posted multiple sacks in five of those games for a total of 14.0.

MOST CONSECUTIVE GAMES WITH A SACK, TEXANS HISTORY

Player	Start	End	Streak
J.J. Watt	Nov 30, 2014	Sep 20, 2015	7
Mario Williams	Nov 18, 2007	Dec 23, 2007	6
Jadeveon Clowney	Oct 29, 2017	Nov 27, 2017	5
J.J. Watt	Oct 25, 2015	Nov 29, 2015	5
J.J. Watt	Oct 9, 2014	Nov 16, 2014	5
J.J. Watt	Oct 20, 2013	Nov 24, 2013	5
J.J. Watt	Sep 16, 2012	Oct 14, 2012	5
Brooks Reed	Oct 23, 2011	Nov 27, 2011	5

FFs & FRs FOR J.J.

DE **J.J. Watt** owns the franchise record for fumble recoveries in a career (13) and in a season (5 in 2014) while also owning the Texans record for forced fumbles in a career (22) and in a season (7 in 2018).

Watt's league-leading five fumble recoveries in 2014 were the most by a defensive lineman since **Justin Tuck** (five in 2010). In the last 10 games in which Watt has recovered a fumble, he has also had at least 1.0 sack, dating back to Week 2 of 2012.

Watt has 18 career games with a sack and a forced fumble, which ranks tied for second in the NFL since 2011 (**Cliff Avril**, 19). Watt had a career-high five of those games in 2018 (Weeks 3-4, 12, 15 and 17).

WATT'S CAREER GAMES WITH A SACK AND FUMBLE RECOVERY






Date	Opp	Sacks	FRs
09/16/2012	at Jax	1.5	1
09/30/2012	Ten	2.0	1
11/10/2013	at Ari	1.0	2
09/07/2014	Was	1.0	1
10/09/2014	Ind	2.0	1
10/20/2014	at Pit	1.0	1
11/16/2014	at Cle	1.0	1
11/30/2014	Ten	2.0	1
01/03/2016	Jax	3.0	1
09/18/2016	KC	1.5	1

DESHAUN WATSON NOTES







HISTORIC PAGE

QB **Deshaun Watson** has compiled 5,864 passing yards, 45 passing touchdowns, 820 rushing yards and seven rushing touchdowns in 23 career games. He is the second player in NFL history to record at least 5,500 passing yards and 800 rushing yards in a player's first 23 career games in NFL history, joining **Cam Newton** (2011-12). He is also the first player in NFL history to record at least 45 passing touchdowns and five rushing touchdowns in a player's first 23 games in NFL history. Additionally, he joins **Kurt Warner** (1998-2000) and **Dan Marino** (1983-84) as the third player in NFL history to record at least 5,500 yards and 45 passing touchdowns in a player's first 23 career games.






MOST TD PASSES IN FIRST 23 CAREER GAMES, NFL HISTORY

	1. Kurt Warner	STL	1998-00	58 TDs
	2. Dan Marino	MIA	1983-84	52 TDs
	3. Patrick Mahomes	KAN	2017-19	50 TDs
	4. Deshaun Watson	HOU	2017-19	45 TDs
	5. Matthew Stafford	DET	2009-11	44 TDs


MOST GAMES WITH MULTIPLE TD PASSES IN FIRST 23 CAREER GAMES, NFL HISTORY

	1. Kurt Warner	STL	1999-00	19
	2. Dan Marino	MIA	1983-84	18
	3. Marcus Mariota	TEN	2015-16	15
	4. Patrick Mahomes	KAN	2017-19	14
	5t. Deshaun Watson	HOU	2017-19	13
	5t. Carson Palmer	CIN	2004-05	13

MOST PASSING YARDS IN FIRST 23 CAREER GAMES, NFL HISTORY

	1. Kurt Warner	STL	1998-00	6,652
	2. Andrew Luck	IND	2012-13	5,948
	3. Marc Bulger	STL	2002-04	5,943
	4. Dan Marino	MIA	1983-84	5,888
	5. Deshaun Watson	HOU	2017-19	5,864

MOST GAMES WITH 300-OR-MORE PASSING YARDS IN FIRST 23 CAREER GAMES, NFL HISTORY

	1. Kurt Warner	STL	1999-00	15
	2. Patrick Mahomes	KAN	2017-19	10
	3t. Deshaun Watson	HOU	2017-19	7

FULLY LOADED

Below is a look at what QB **Deshaun Watson**, WR **DeAndre Hopkins** and WR **Will Fuller V** have been able to accomplish in 11 games played together. Watson has thrown 12 touchdown passes to Hopkins and 11 to Fuller while maintaining a 105.6 passer rating. As a team, the Texans are 7-4 while averaging 30.8 points per game and 399.4 total net yards per game when all three play.

WATSON, HOPKINS & FULLER IN 11 GAMES PLAYED TOGETHER

QB DESHAUN WATSON

Cmp	Att	Pct	Yds	Y/A	TD	Int	Lg	Rate
228	351	0.65	3,171	9.0	30	11	73t	105.6



WR DEANDRE HOPKINS

Tgts	Rec.	Yds	Avg	Lg	TD
106	69	1,113	16.1	72t	12



WR WILL FULLER V

Tgts	Rec.	Yds	Avg	Lg	TD
67	45	782	17.4	73t	11



2018 ACCOMPLISHMENTS

QB **Deshaun Watson** logged 4,165 passing yards, 26 passing touchdowns, 551 rushing yards and five rushing touchdowns in 2018. Below are some of his accomplishments from the season:

- ❖ Became the first player in NFL history to record at least 4,000 passing yards, 25 passing touchdowns, 500 rushing yards and five rushing touchdowns in a single season
- ❖ Named to his first-career Pro Bowl appearance
- ❖ Became the first quarterback to throw for at least 25 touchdowns and fewer than 10 interceptions in a season in franchise history
- ❖ Became the second quarterback to throw for at least 4,000 yards in a season in franchise history (**Matt Schaub**)
- ❖ Attempted 207 consecutive passes without an interception (Weeks 11-17), which is a franchise record and the longest current regular season streak in the NFL
- ❖ Conducted five game-winning drives in the fourth quarter or overtime
- ❖ Recorded the second-most touchdown passes and third-most passing yards in a season in Texans history
- ❖ Logged the most rushing yards (551) and rushing touchdowns (five) by a quarterback in a season in franchise history
- ❖ Registered a touchdown pass in 20 consecutive games from Week 3 of 2017 to Week 16 of 2018, which marks the longest streak in Texans history
- ❖ Became the first Texans player to throw for 300-or-more yards in four consecutive games (Weeks 2-5) since **Matt Schaub** in 2010, which is also tied for the longest streak of 300-or-more passing yards in team history
- ❖ Posted the third-most 300-yard passing games in a single season in franchise history (five)
- ❖ Closed his last nine games 193-for-264 passing (73.1%) for 2,228 yards, 16 touchdowns, two interceptions and a 115.2 passer rating
- ❖ Led the NFL in passer rating from Weeks 8-17 at 115.2
- ❖ Owns the second-most 300-yard passing games in Texans history (seven) and has 13 career games with multiple touchdown passes
- ❖ Ranks third in team history in passing touchdowns, passing yards and completions
- ❖ Ranks second in team history in rush yards by a quarterback (820) and second in rush touchdowns by a quarterback (seven)

DESHAUN WATSON NOTES

DASHING DESHAUN

QB **Deshaun Watson** ranked third among all quarterbacks in rushing yards in 2018 with 551 yards. He recorded the most rushing yards (551) and rushing touchdowns (five) by a quarterback in a single season in franchise history.

Watson rushed for 35-or-more yards in six straight games (Week 8 of 2017 through Week 5 of 2018) and only six quarterbacks in NFL history have recorded longer streaks with 35-or-more rushing yards: **Randall Cunningham**, **Lamar Jackson**, **Colin Kaepernick**, **Cam Newton**, **Tim Tebow** and **Michael Vick**.

In 2017, Watson led rookie quarterbacks and finished second among all quarterbacks in rushing yards per game (38.4). He made his first-career start at Cincinnati in Week 2 and scored his first-career rushing touchdown on a 49-yard run, which marked the longest ever by a Texans quarterback and first rushing touchdown by a Texans rookie quarterback since 2002. The run was the longest rushing touchdown by a quarterback in his first start in NFL history. Watson ran for 67 yards, which marked the most rushing yards by a quarterback in a game in team history.

ALL-TIME QB RUSHING LEADERS, TEXANS HISTORY

Rk	Player	Season	G	Att	Yds	Avg	Lg	TD
1	David Carr	2002-06	76	268	1,235	4.61	36	8
2	Deshaun Watson	2017-19	23	135	820	6.07	49t	7
3	Matt Schaub	2007-13	90	159	229	1.44	19	4

FIVE TDs FOR DW4

QB **Deshaun Watson** is the first player in franchise history to throw five-or-more touchdowns in multiple career games (Week 5 of 2017 and Week 8 of 2018). Additionally, in both games, Watson did not record an interception.

In NFL history, only 13 quarterbacks have recorded multiple games with five-or-more touchdowns and no interceptions. No player in league history has accomplished the feat twice in their first 60 career NFL games while Watson did it in his first 15 games.

Watson joined **John Elway**, **Ben Roethlisberger** and **Alex Smith** as the only quarterbacks to throw for five-or-more touchdowns on 20-or-fewer pass attempts in a game since 1980. He also joins **Patrick Mahomes** (2018) and **Norm Van Brocklin** (1950) as the only players to record multiple games with at least five touchdown passes within a player's first 15 career games.

Watson threw four touchdown passes in the second half of both his five-touchdown performances, which ties for the second-most second half touchdown passes in a game in NFL history, trailing only **Peyton Manning** (five in Week 1 of 2013). Watson and **Dan Marino** are the only two players in NFL history to throw four-or-more touchdowns in the second half of multiple games.

In 2017, Watson became the fourth rookie quarterback in NFL history to throw for five-or-more touchdown passes in a game, joining **Ray Buivid** (1937), **Matthew Stafford** (2009) and **Jameis Winston** (2015).

DESHAUN WATSON'S FIVE TD PERFORMANCES



Week 5 of 2017 season (10/08/17) - L, 34-42

Cmp	Att	Pct	Yds	Y/A	TD	Int	Lg	Rate
16	31	51.6	261	8.42	5	0	48t	119.8



Week 8 of 2018 season (10/25/18) - W, 42-23

Cmp	Att	Pct	Yds	Y/A	TD	Int	Lg	Rate
16	20	80.0	239	11.95	5	0	73t	156.0

WATSON MAKES HISTORY IN PHILLY

In Week 16 at Philadelphia last year, QB **Deshaun Watson** became the first quarterback to throw for at least 325 yards and two touchdowns while also rushing for 40 yards and two touchdowns since **Michael Vick** in Week 10 of the 2010 season. Watson, Vick and **Steve Young** (twice) are the only quarterbacks to accomplish the feat in a single game in NFL history. Watson is the youngest of the three to do it at age 23.

Watson completed 29-of-40 passes (72.5%) for 339 yards, two touchdowns, no interceptions and a 114.5 passer rating. He also ran for a game-high 49 yards on eight carries (6.1 avg.) and single-game career-high two touchdowns.



Deshaun Watson at Philadelphia (12/23/18)

Cmp	Att	Cmp%	Yds	TD	Int	Rate	Rush	Yds	TD
29	40	72.5	339	2	0	114.5	8	49	2

PLAYOFF DEBUT

In the Wild Card game vs. Indianapolis last season, QB **Deshaun Watson** joined **Donovan McNabb** and **Colin Kaepernick** as the only quarterbacks to throw for at least 200 yards and rush for 75 yards in a postseason game since 2000. Watson is the youngest player in NFL history to accomplish the feat at age 23 and sixth player overall, joining **Kaepernick**, **McNabb**, **Steve Young** (1996), **Randall Cunningham** (1991) and **Otto Graham** (1950).

Watson completed 29-of-49 passes (59.2%) for 235 yards, one touchdown, one interception and a 69.7 rating. He also ran for a team-high 76 yards on eight carries (9.5 avg.) and recorded the most rushing yards in a regular season or postseason game in his career.

Watson's 235 passing yards are the third-most by a player in a playoff game in franchise history, trailing **Matt Schaub** (343 and 262 in the 2012 postseason). Watson also set a franchise record for the most career postseason rushing yards by a quarterback with 76.

PLAYERS WITH 200+ PASS YARDS AND 75+ RUSH YARDS IN POSTSEASON GAME, SINCE 2000

Player	Tm	Season	Opp	PYds	TD	RYds	TD
Deshaun Watson	HOU	2019	IND	235	1	76	0
Colin Kaepernick	SF	2014	GB	227	1	98	0
Colin Kaepernick	SF	2013	GB	263	2	181	2
Donovan McNabb	PHI	2004	GB	248	2	107	0

UNDER THE BRIGHT LIGHTS

QB **Deshaun Watson** has appeared in five primetime regular season games in his NFL career: Week 2 of 2017 at Cincinnati on Thursday Night Football, Week 5 of 2017 vs. Kansas City on Sunday Night Football, Week 5 of 2018 vs. Dallas on Sunday Night Football, Week 8 of 2018 vs. Miami on Thursday Night Football and Week 12 of 2018 vs. Tennessee on Monday Night Football.

The Texans are 4-1 in those five games and have outscored their opponents 142-107 (plus-35). Watson has registered a 122.4 passer rating and 15 total touchdowns in primetime in his career. In 2018 alone, Watson was 3-0 in primetime with a 131.1 passer rating.

DESHAUN WATSON'S CAREER IN PRIMETIME

PASSING										RUSHING			
Date	Opp	Result	Att	Cmp	Yds	TD	Int	Rate		Att	Yds	Avg	TD
09/14/17	Cin	W, 13-9	24	15	125	0	0	75.9		5	67	13.4	1
10/08/17	KC	L, 34-42	31	16	261	5	0	119.8		3	31	10.3	0
10/07/18	Dal	W, 19-16	44	33	375	1	1	98.2		10	40	4.0	0
10/25/18	Mia	W, 42-23	20	16	239	5	0	156.0		1	14	14.0	0
11/26/18	Ten	W, 34-17	24	19	210	2	0	130.9		9	70	7.8	1
Totals			143	99	1210	13	1	122.4		28	222	7.9	2

DESHAUN WATSON NOTES



ALWAYS IN IT WITH WATSON

QB **Deshaun Watson** has started 22 regular season games in his NFL career and Houston is 14-8 with him as the starting quarterback, including 11-5 in 2018 and 3-3 in 2017. The Texans have never lost by more than one possession in the regular season with Watson as the starting quarterback.

In fact, the largest margin of defeat in those 22 games is eight points in a 42-34 loss against the Chiefs in Week 5 of the 2017 season. Watson is 459-for-686 passing (66.9%) for 5,762 yards, 44 passing touchdowns, 16 interceptions and a 104.5 rating in his 22 starts. He has also run for 804 yards and seven touchdowns on 133 rushes (6.0 avg.). The Texans have scored 610 points in those 22 games while their opponents have scored 475 for a point differential of plus-135. In Weeks 4-5 last season, Watson led the Texans to back-to-back wins in overtime for the first time since Weeks 11-12 of 2012.

WATSON'S WORLD





In Weeks 3-5 last season, QB **Deshaun Watson** recorded 375 passing yards and 35 rushing yards in three consecutive games, which is the longest streak by a player in NFL history. In fact, no other player in league history has recorded at least 375 passing yards and 35 rushing yards in back-to-back games.

Watson has registered at least 375 passing yards and 40 rushing yards three times in his career, tying **Steve Young** for the most such games in NFL history. No other player has more than one.

In 2018, Watson became the first player in NFL history with 1,500-or-more passing yards and 200-or-more rushing yards through the first five games of a season. He is one of four players in NFL history with 375 passing yards in three straight games, joining **Kurt Warner** (2000), **Tom Brady** (2011) and **Ryan Fitzpatrick** (2018).

In Week 4, Watson became the third quarterback since the NFL/AFL merger and fourth quarterback ever to throw for at least 375 yards and two touchdowns while also rushing for 40 yards and a touchdown in a game. The other three are **Chad Henne** (2011), **Matt Hasselbeck** (2002) and **Al Dorow** (1960).

PLAYERS WITH 375+ PASS YARDS IN THREE-STRAIGHT GAMES, NFL HISTORY

	Deshaun Watson	HOU	2018	Weeks 3-5
	Ryan Fitzpatrick	TB	2018	Weeks 1-3
	Tom Brady	NE	2011	Weeks 1-3
	Kurt Warner	STL	2000	Weeks 1-3

ROOKIE ACCOMPLISHMENTS

As a rookie in 2017, QB **Deshaun Watson** played in seven games (six starts) and completed 126-of-204 passes (61.8%) for 1,699 yards and a single-season rookie franchise record 19 touchdowns. He also rushed for 269 yards on 36 attempts (7.5 avg.) and two touchdowns. Below are some of his accomplishments from that season:

- ✎ Set the NFL record for most passing touchdowns (18 in Weeks 3-8) by a rookie over any five-game span in NFL history.
- ✎ Led all rookies in passing touchdowns (19), total touchdowns (21) and passer rating (103.0)
- ✎ Led the Texans to 30-point outputs in five straight games for the first time in franchise history and led the league's highest-scoring offense (30.7 points per game) at the time of his injury
- ✎ Joined **Fran Tarkenton** (1961) as the only rookies in NFL history to record three games with four-or-more passing touchdowns
- ✎ Became the fifth quarterback and first rookie in NFL history to have a five-game stretch of at least 225 passing yards and 20 rushing yards
- ✎ Became the first rookie quarterback in NFL history with five-or-more total touchdowns in back-to-back games (Weeks 4-5)
- ✎ Became the second rookie quarterback in NFL history and first quarterback in team history to throw for four-or-more touchdowns in back-to-back games (**Robert Griffin III** in 2012)
- ✎ Became the first rookie quarterback in NFL history to throw for at least 260 passing yards and 20 rushing yards in three straight games
- ✎ Became the first rookie quarterback in NFL history with two games of at least 300 passing yards and 40 rush yards (Week 3 & 8)
- ✎ Became the first rookie quarterback with at least 400 passing yards in a game since **Andrew Luck** (2012)
- ✎ Joined **Cam Newton** (2011) as the only rookies in NFL history to average at least 240 passing yards and 35 rushing yards per game and the sixth quarterback in NFL history to do so (min. five starts)

OCTOBER 2017

- ✎ Named the AFC Offensive Player of the Month and the NFL Offensive Rookie of the Month.
- ✎ Became the first rookie quarterback in NFL history to win AFC Offensive Player of the Month
- ✎ Threw 16 passing touchdowns in October, which is the most ever by a rookie in a calendar month in NFL history and the second-most by any player in October in NFL history

WEEK 8 AT SEATTLE (2017)

- ✎ Became the first player in NFL history with at least 400 passing yards, four passing touchdowns and 50 rushing yards in a game
- ✎ Became the first player in NFL history with 400 passing yards on fewer than 20 completions since **Steve McNair** (2003) and the only rookie in NFL history to do so
- ✎ Threw for 402 yards, which marks the fifth-highest total by a quarterback in team history and the most since 2012

WEEK 4 VS. TENNESSEE (2017)

- ✎ Named the AFC Offensive Player of the Week, making him the first rookie quarterback in franchise history to win the award
- ✎ Became the third rookie quarterback with at least four touchdown passes and a rushing touchdown in a game. Watson is the first since **Fran Tarkenton** in 1961
- ✎ Joined **Fran Tarkenton** are the only rookie quarterbacks in NFL history with at least 250 passing yards, four touchdown passes and a rushing touchdown in a game
- ✎ Led Houston to 57 points, which set a franchise record and marked the third-highest point total in NFL history with a rookie QB

WILL FULLER V NOTES

TOUCHDOWN TARGET

WR **Will Fuller V** is one of five players in the NFL to record 10 receiving touchdowns on 100-or-less targets. He is the first player in Texans history to record 10 receiving touchdowns in his first 25 career games. He is also the fastest player to 13 receiving touchdowns in team history, reaching that mark in just 31 career games. He has also recorded at least one reception in all 31 career games.

PLAYERS WITH 10+ TDS ON 100-OR-LESS TARGETS SINCE 2017

Rk	Player	Tm	G	Tgt	Rec	Yds	TD
1.	Will Fuller V	HOU	17	95	60	926	11
2.	O.J. Howard	TB	24	87	60	997	11
3.	Kareem Hunt	KC	27	98	79	833	10
4.	Calvin Ridley	ATL	16	92	64	821	10
5.	Mike Williams	SD	26	89	54	759	10

FULLER FORCE



In 2017, WR **Will Fuller V** scored a touchdown on seven of his first 11 receptions of the season and became the first player since 1991 to reach seven receiving touchdowns on 11-or-fewer receptions.

Fuller became the second player in franchise history with six-or-more receiving touchdowns in a four-game span (Weeks 4-8), joining WR **DeAndre Hopkins** (Weeks 5-9 in 2017), and the fourth player in team history with a touchdown reception in four straight games.

For the season, Fuller compiled 28 receptions for 423 yards (15.1 avg.) and a career-high seven touchdowns in 10 games. He had an NFL-best three games with multiple receiving touchdowns, which is tied for the most in a season in team history.

Fuller also became the second player in team history to record multiple touchdown receptions in consecutive games when he caught two scores in Week 4 vs. Tennessee and in Week 5 vs. Kansas City.

MULTIPLE TOUCHDOWN RECEPTIONS IN CONSECUTIVE GAMES, TEXANS HISTORY

	WR Will Fuller V	2017	Weeks 4-5
	WR Andre Johnson	2013	Weeks 9-10

DYNAMIC DUO

In 2017, WR **DeAndre Hopkins** (13) and WR **Will Fuller V** (seven) combined for 20 receiving touchdowns, which was the most by a pair of teammates in 2017 and in franchise history.

From Week 4-8, Fuller V and Hopkins each had a touchdown in four consecutive games, becoming the first teammates to do so since Packers WR **Jordy Nelson** and WR **Randall Cobb** in 2014. Fuller and Hopkins each had six-or-more touchdowns in the four-game span, becoming the first teammates to accomplish that feat since Jets WR **Al Toon** and WR **Wesley Walker** in 1986.

In Week 8 at Seattle, Hopkins (224) and Fuller V (125) combined for the most receiving yards (349) by any tandem in a single NFL game since Detroit WR **Calvin Johnson** (329) and WR **Kris Durham** (54) tallied 383 yards in Week 8 of the 2013 season.

The last teammates in the NFL with a combined 340-or-more yards and three-or-more receiving touchdowns in a game were Texans WR **Andre Johnson** (273 yards, one TD) and TE **Garrett Graham** (82 yards, two TDs) in Week 11 of the 2012 season.

In Week 5, Hopkins (three) and Fuller (two) each had multiple receiving touchdowns, which marked the first time in franchise history that the Texans had two players with multiple receiving touchdowns in the same game. It also marked the first pair of teammates with multiple games of multiple receiving touchdowns in the same season in franchise history.



WHERE THERE'S A WILL, THERE'S A WAY

WR **Will Fuller V** has compiled 45 receptions for 782 yards (17.4 avg.) and 11 touchdowns in 11 games with QB **Deshaun Watson**.

WILL FULLER V IN 11 GAMES WITH DESHAUN WATSON

Date	Wk	Opp	Tgts	Rec.	Yds	Avg	Lg	TD
10/1/17	4	Ten	6	4	35	8.8	16t	2
10/8/17	5	KC	3	2	57	28.5	48t	2
10/15/17	6	Cle	5	2	62	31	39t	1
10/29/17	8	at Sea	8	5	125	25	59t	2
9/16/18	2	at Ten	9	8	113	14.1	39t	1
9/23/18	3	NYG	11	5	101	20.2	37	1
9/30/18	4	at IND	5	4	49	12.3	22	1
10/7/18	5	DAL	3	2	15	7.5	10	0
10/14/18	6	BUF	3	2	33	16.5	17	0
10/21/18	7	at JAX	8	6	68	11.3	18	0
10/25/18	8	Mia	6	5	124	24.8	73t	1
Totals			67	45	782	17.4	73t	11

WELCOME TO THE NFL





In 2016, WR **Will Fuller V** became the fourth player with back-to-back 100-yard receiving performances to open his NFL career.

In Week 1 vs. Chicago, Fuller caught five passes for 107 yards (21.4 avg.) and one touchdown. He became the first rookie first-round pick to post a 100-yard receiving game in a season opener since **Louis Lipps** (1984) and the first Texans rookie with 100 receiving yards and a touchdown in a season opener. In Week 2 vs. Kansas City, Fuller went for 104 yards on four receptions (26.0 avg.).

For the season, Fuller recorded 47 receptions for 635 yards (13.5 avg.) and two touchdowns. His 635 yards are the third-most receiving yards posted by a rookie in team history, trailing **Andre Johnson** (976 in 2003) and **DeAndre Hopkins** (802 in 2013).

In Week 4 of 2016 vs. Tennessee, Fuller posted seven receptions for 81 yards and a touchdown, while also returning a punt 67 yards for a score. He became the first player in team history with a receiving and punt return touchdown in a game. He was also the first rookie to produce over 300 scrimmage yards and a punt return touchdown in his team's first four games since **Hugh McElhenny** in 1952.

BACK-TO-BACK 100-YARD REC. GAMES TO START CAREER, NFL HISTORY

	Will Fuller V	HOU	2016
	DeSean Jackson	PHI	2008
	Lionel Taylor	DEN	1960
	Harlon Hill	CHI	1954

KA'IMI FAIRBAIRN NOTES

KICKIN' IT WITH KA'IMI

K **Ka'imi Fairbairn** led the NFL and set single-season franchise records in points scored (150) and field goals made (37) in 2018.

Fairbairn was 37-for-42 on field goal attempts (88.1%), including two longs of 54, and connected on 39-of-41 extra point attempts. He also forced a touchback on 58-of-91 kickoffs (63.7%) and made all 21 of his field goal attempts under 40 yards. His 58 touchbacks on kickoffs mark a single-season franchise record, breaking his own record from 2017 (49).

Fairbairn is the first player in team history to score at least 15 points in multiple games of a season, which he also did in 2017. He is the only kicker in the NFL since 2015 to record multiple games with at least five made field goals and one made 50-plus-yard field goal.

MOST FIELD GOALS MADE, TEXANS HISTORY

Player	Season	FG
Ka'imi Fairbairn	2018	37
Nick Novak	2016	35
Neil Rackers	2011	32

MOST POINTS SCORED, TEXANS HISTORY

Player	Season	Pts
Ka'imi Fairbairn	2018	150
Shayne Graham	2012	138
Neil Rackers	2011	135

MOST FIELD GOALS MADE IN THE NFL IN 2018

Player	Team	FG
Ka'imi Fairbairn	HOU	37
Justin Tucker	BAL	35
Two players tied		33

MOST POINTS SCORED IN THE NFL IN 2018

Player	Team	Pts
Ka'imi Fairbairn	HOU	150
Justin Tucker	BAL	141
Harrison Butker	KC	137

KA'IMI IN THE CLUTCH



FAIRBAIRN

K **Ka'imi Fairbairn** became the first kicker to hit game-winning field goals in overtime in consecutive games (Weeks 4-5) since **David Akers** in Weeks 10-11 of the 2000 season.

In Week 4, Fairbairn became the third kicker to convert both a game-tying and game-winning field goal in overtime since the overtime-rule modification in 2012 (**Graham Gano**, 2015 & **Cairo Santos**, 2016). He connected on a game-winning 37-yard field goal in overtime for Houston.

In Week 5 vs. Dallas, Fairbairn connected on a game-winning 36-yard field goal in overtime to give Houston the 19-16 victory after hitting from 20 yards, 21 yards and 19 yards earlier in the game.

KA'IMINOEALOMEKA'IKEOKEKUMUPA'A

In 2017, K **Ka'imi Fairbairn** made 11 straight field goals to start the season, the most consecutive field goals made to start a career in franchise history.

Fairbairn is the first undrafted kicker to make his NFL debut with the Texans. He was born in Kailua, Hawaii and his full name is John Christian Ka'iminoeaulomeka'ikeokekumupa'a Fairbairn. He also produced 92 points in 2017, which is the most by a first-year player in Texans history.



FINISHING STRONG

K **Ka'imi Fairbairn** was named the AFC Special Teams Player of the Month in December 2018, marking his first-career Player of the Month award. He is the second player in team history to win Special Teams Player of the Month, joining **Chad Stanley** in September 2002, and the 10th player in Texans history to win any player of the month award.

Fairbairn closed out last season by converting on his last 15 field goal attempts (Weeks 12-17), tied for the fourth-longest streak in team history.

In December, Fairbairn hit 13-of-13 field goal attempts and 12 extra point attempts for a total of 51 points scored. He had the second-most made field goals in the NFL in the month and the second-most total points scored.

A SPECIAL WEEK






K **Ka'imi Fairbairn** was named the AFC Special Teams Player of the Week following his performance in Week 15 versus the New York Jets. It marked his first-career Player of the Week award and he became the first Texans player to win Special Teams Player of the Week since 2016.

Fairbairn scored 17 total points on five made field goals and two made extra point attempts. He tied his single-game career high with 17 points scored and tied his single-game career high with five made field goals (Week 13 vs. Cleveland). His five made field goals also tied for the second-most in a game in 2018 and the second-most in a game in franchise history.

MAKING HISTORY

At just 24-years-old last season, K **Ka'imi Fairbairn's** 150 points scored were tied for the most single-season points in NFL history by a player under 25.

MOST POINTS SCORED BY A PLAYER UNDER 25 YEARS OLD, NFL HISTORY

	1t. Ka'imi Fairbairn	2018	24 yrs.	150 pts
	1t. Cody Parkey	2014	22 yrs.	150 pts
	3. Stephen Gostowski	2008	24 yrs.	148 pts
	4. Kevin Butler	1985	23 yrs.	144 pts
	5. Robbie Gould	2006	24 yrs.	143 pts

LINEBACKER NOTES

B-MAC ON THE ATTACK

In 2018, ILB **Benardrick McKinney** tied for the team lead with 105 total tackles (63 solo) to go along with 1.5 sacks, one interception, five tackles for loss, five quarterback hits, one forced fumble and a single-season career-high seven passes defended.

McKinney was selected to his first-career Pro Bowl after becoming the first Texans player with at least 100 tackles, one interception and 1.0 sack in a season since **Brian Cushing** in 2011.

McKinney ranks tied for third in the AFC with 329 total tackles since 2016 and eighth in team history in career total tackles (387). He's also compiled 10.5 sacks, 30 tackles for loss, 26 quarterback hits, 10 passes defended and three forced fumbles in 62 games (59 starts).




MOST TOTAL TACKLES IN THE AFC SINCE 2016

	1. Kiko Alonso	MIA	355
	2. Telvin Smith Sr.	JAX	354
	3t. Benardrick McKinney	HOU	329
	3t. C.J. Mosley	NYJ	329
	5. Christian Kirksey	CLE	324

TACKLING MACHINE

ILB **Benardrick McKinney** has finished with the most, or tied for the most, total tackles on the team in each of the last three seasons. He joins **DeMeco Ryans** (2006-08) and **Jamie Sharper** (2002-04) as the only players in franchise history to accomplish that feat.

BENARDRICK MCKINNEY'S TACKLES BY SEASON (2016-18)

2018 SEASON				
Tackles (Solo)	HOU RK	AFC RK	NFL RK	
105 (63)	t-1st	t-14th	t-28th	
2017 SEASON				
Tackles (Solo)	HOU RK	AFC RK	NFL RK	
95 (62)	1st	t-14th	t-29th	
2016 SEASON				
Tackles (Solo)	HOU RK	AFC RK	NFL RK	
129 (79)	1st	6th	11th	

BENARDRICK'S BREAKOUT


In 2016, ILB **Benardrick McKinney** led the Texans and finished 11th in the NFL (sixth in the AFC) with a single-season career-high 129 tackles as well as a career-high 5.0 sacks. He was the only player in the NFL and the second player in Texans history with at least 100 total tackles and 5.0 sacks in a season, joining **Jamie Sharper** in 2002.

McKinney posted a career-high 16 total tackles in Week 3 at New England in 2016, which tied for the fourth-most total tackles in a game in team history.

MOST TOTAL TACKLES IN A GAME, TEXANS HISTORY

Rk.	Player	Date	Opp	Solo	Ast	Tot
1t.	Brian Cushing	09/21/14	at NYG	8	9	17
1t.	Jamie Sharper	12/14/03	at TB	12	5	17
1t.	Jamie Sharper	11/09/03	at Cin	9	8	17
4t.	Benardrick McKinney	09/22/16	at NE	6	10	16
4t.	Jay Foreman	11/23/03	NE	14	2	16

ZACH OF ALL TRADES



CUNNINGHAM

In 2018, ILB **Zach Cunningham** finished tied for the team lead in total tackles with 105 (73 solo). He also recorded five passes defended, three tackles for loss, two quarterback hits, two forced fumbles, one fumble recovery, two special teams tackles and one interception returned for a touchdown in 14 games.

Cunningham was one of just three players in the NFL to record multiple games with at least 10 total tackles and one forced fumble, joining **Kiko Alonso** and **Bobby Wagner**. He also became the first Texans player to record 10 total tackles and one forced fumble in a game since Benardrick McKinney in 2017.

In Week 13 vs. Cleveland, Cunningham picked off Browns QB **Baker Mayfield** and returned it 38 yards for a touchdown for the first interception of his career and first touchdown of his career.

ZACH ATTACK

Last season, ILB **Zach Cunningham** became the first Texans player to record double digit tackles in three consecutive games (Weeks 5-7) since **DeMeco Ryans** and **Bernard Pollard** in Weeks 3-5 of 2010.

Cunningham notched a career-high 13 total tackles in Week 6 vs. Buffalo, which marked the most by any Texans player since 2016. In that game, Cunningham combined with ILB **Benardrick McKinney** (11 tackles) for the most total tackles by a pair of Texans since Week 3 of the 2010 season when **Bernard Pollard** (15) and **Demeco Ryans** (10) combined for 25 total tackles.

ZACH CUNNINGHAM IN WEEKS 5-7 OF 2018

Date	Wk	Opp	Tkls	Solo	Ast	QBH	FF
10/7/18	5	Dal	10	7	3	1	0
10/14/18	6	Buf	13	9	4	0	0
10/21/18	7	at Jax	10	8	2	1	1

CUNNINGHAM'S ROOKIE CAMPAIGN

As a rookie in 2017, ILB **Zach Cunningham** finished second on the team with 82 total tackles and third with eight special teams tackles while playing in 16 games (13 starts). His 82 total tackles were tied for second among all NFL rookies in 2017 and the fourth-most total tackles by a rookie in franchise history.

Cunningham became the first player since **Jonathan Casillas** in 2015 and first player in team history to record at least 80 total tackles along with eight special teams tackles in a season.

NO MERCI



MERCILUS

Since 2015, OLB **Whitney Mercilus** leads the NFL in postseason sacks with 6.0 in four games. He recorded 3.0 sacks in both the 2015 and 2016 postseasons, including posting 3.0 sacks, four quarterback hits and three tackles for loss against the Chiefs in 2015.

Mercilus ranks tied for third in postseason tackles for loss with seven since 2015, trailing only James Harrison (eight) and Trey Flowers (eight). He is also tied for fourth in quarterback hits with nine.

Mercilus has 42.5 career regular season sacks, joining **J.J. Watt** (92.0) and **Mario Williams** (53.0) as the only players in franchise history to record over 40.0 career sacks.


WHITNEY MERCILUS IN THE POSTSEASON SINCE 2015

Category	Mercilus	NFL RK
Sacks	6.0	1st
Tackles for loss	7	t-3rd
Quarterback hits	9	t-4th

SECONDARY NOTES



REID BETWEEN THE LINES



REID

Last season, S **Justin Reid** compiled 81 total tackles, three interceptions, 10 passes defended, one quarterback hit, two tackles for loss, one forced fumble, two fumble recoveries and seven special teams tackles in 16 games (12 starts).

Reid joined **Derwin James** as the only rookies to record at least 80 tackles, three interceptions and 10 passes defended. He also tied **Fred Bennett** (2007) for the third-most interceptions by a rookie in team history.

In Week 13 vs. Cleveland, Reid became the first Texans player to record at least four total tackles, two passes defended and one forced fumble since DE **J.J. Watt** in Week 17 of 2015 vs. Jacksonville.

In the Wild Card game vs. Indianapolis, Reid finished with three total tackles and joined **Jadeveon Clowney** and **Brice McCain** as the only players to record multiple passes defended in their first post-season game in franchise history.

ROOKIES WITH 80+ TACKLES, 3+ INTS & 10+ PDS IN 2018



TEXANS S JUSTIN REID

GS/GP	Tack	Int	Yds	TD	PD	QBH	TFL	FF	FR
12/16	81	3	128	1	10	1	2	1	2



CHARGERS S DERWIN JAMES

GS/GP	Tack	Int	Yds	TD	PD	QBH	TFL	FF	FR
16/16	105	3	30	0	13	6	4	0	0

REID VS. THE REDSKINS

In Week 11 at Washington last season, S **Justin Reid** intercepted a pass from Redskins QB **Alex Smith** in the end zone and returned it 101 yards for his first-career touchdown.

Reid's pick-six marked the second-longest interception returned for a touchdown in franchise history and the longest since **Marcus Coleman** (102 yards) at Kansas City in Week 3 of the 2004 season.

Reid's score tied for the second-longest interception returned for a touchdown by a rookie in league history.

LONGEST INTERCEPTIONS RETURNED FOR A TOUCHDOWN BY A ROOKIE IN LEAGUE HISTORY

	1. Pete Barnum	COL	1926	103 yards
	2t. Justin Reid	HOU	2018	101 yards
	2t. Bryan McCann	DAL	2010	101 yards

LEADS IN PDS



JOSEPH

CB **Johnathan Joseph** leads all active NFL players and ranks tied for the seventh in NFL history in career passes defended with 181. He also leads all active cornerbacks in career total tackles (699) and ranks 12th among all cornerbacks in NFL history.

Since he began his career with Cincinnati in 2006, Joseph leads the NFL with 181 passes defended in 186 games played. He reached 175 career passes defended in the third-fewest games (178) in NFL history, behind only **Troy Vincent** (146) and **Champ Bailey** (171).

Since joining the Texans in 2011, Joseph leads the NFL with a team-record 105 passes defended in 119 games.

MOST PASSES DEFENSED IN THE NFL SINCE 2011

	1. Johnathan Joseph	119 gms	105 PDS
	2. Richard Sherman	119 gms	103 PDS
	3. Joe Haden	100 gms	102 PDS

J-JOE ON PATROL

Entering his 14th career season and ninth with the Texans, CB **Johnathan Joseph** already owns a number of franchise records.

JOHNATHAN JOSEPH'S TEXANS RECORDS

16
Career interceptions, 2011-19 (tied with Kareem Jackson)
4
Career interceptions returned for touchdowns, 2011-19
105
Career passes defended 2011-19
410
Career INT return yards 2011-19

CAN'T THROW ON J-JOE

CB **Johnathan Joseph** is tied with **Dominique Rodgers-Cromartie** for the fourth-most career interceptions (30) among active NFL players, trailing **Aqib Talib** (35), **Richard Sherman** (32) and **Tramon Williams** (32).

Joseph ranks tied for second among active players with seven career interceptions returned for a touchdown. In Week 6 vs. Buffalo last season, Joseph intercepted a pass from Bills QB **Nathan Peterman** and returned it 28 yards for a touchdown with 1:23 left in the game to give Houston a 20-13 lead. Joseph's pick-six was the fifth interception returned for a touchdown with under two minutes left in the fourth quarter or overtime of a one score game since 1994.

ACTIVE LEADERS IN CAREER INTS RETURNED FOR TDS

	1. Aqib Talib	2008-18 (143 gms)	10
	2t. Johnathan Joseph	2006-18 (186 gms)	7
	2t. Janoris Jenkins	2012-18 (100 gms)	7

RECEIVING NOTES



HISTORIC DEBUT

In Week 4 at Indianapolis last season, WR **Keke Coutee** finished with 109 receiving yards on 11 receptions (9.9 avg.). He recorded the most receptions (11) by a player in their NFL debut since the NFL/AFL merger and the second-most ever.

Coutee also set a franchise record for the most receiving yards (109) by a player in his NFL debut, passing WR **Will Fuller V** (107 in Week 1 of 2016 vs. Chicago). Additionally, Coutee and WR **DeAndre Hopkins** (10 receptions) became the third pair of receivers in Texans history to each record 10-or-more receptions in a game and first since **Andre Johnson** and **Kevin Walter** in Week 2 of 2010.

After recording six receptions in Week 5 vs. Dallas and three receptions in Week 6 vs. Buffalo, Coutee notched the most receptions (20) through a player's first three games in franchise history and the fourth-most through a player's first three games in NFL history, trailing only Boldin (23), Cooper (21) and **Saquon Barkley** (21).

MOST RECEPTIONS IN First-career GAME

	1. Sid Blanks	1964	HOU	13 rec.	131 yds
	2. Keke Coutee	2018	HOU	11 rec.	109 yds
	3t. Anquan Boldin	2003	ARI	10 rec.	217 yds
	3t. Earl Cooper	1980	SF	10 rec.	71 yds

WORTH THE WAIT



In the Wild Card game vs. Indianapolis last season, WR **Keke Coutee** caught 11 passes for 110 receiving yards (10.0 avg.) and one touchdown. He joined **Calvin Johnson** as the only players to record at least 10 receptions and one touchdown in a postseason debut since 2010.

Coutee set the franchise record for most receptions in a postseason game and recorded the second-most receiving yards in a playoff game in team history. He also set the Texans record for most receiving yards in a player's first-career postseason game, passing **Andre Johnson** in 2011 (90 vs. Cincinnati).

MOST RECEPTIONS IN A POSTSEASON GAME, TEXANS HISTORY

Rk	Player	Date	Opp	Rec
1	Keke Coutee	1/05/2019	Ind	11
2t	Owen Daniels	1/13/2013	NE	9
2t	Owen Daniels	1/05/2013	Cin	9

MOST REC. YARDS IN A POSTSEASON GAME, TEXANS HISTORY

Rk	Player	Date	Opp	Yds
1	Andre Johnson	1/15/2012	Bal	111
2	Keke Coutee	1/05/2019	Ind	110
3	Andre Johnson	1/13/2013	NE	95

EXPLOSIVE ADDITION

WR **Kenny Stills** has registered 259 receptions for 4,138 yards (16.0 avg.) and 32 touchdowns since entering the league in 2013. He ranks second in the NFL in yards per catch (min. 200 rec.), is also one of just five NFL wide receivers to catch at least six touchdowns in each season from 2016-18.

NFL RECEIVING AVERAGE LEADERS SINCE 2013 (min. 200 rec)

	1. DeSean Jackson	81 gms	17.4
	2. Kenny Stills	94 gms	16.0
	3. T.Y. Hilton	93 gms	15.8
	4. Torrey Smith	87 gms	15.7
	5. Calvin Johnson	43 gms	15.6

WRs WITH 6+ TD RECEPTIONS IN EACH SEASON SINCE 2016

	Kenny Stills	'16: 9	'17: 6	'18: 6
	Davante Adams	'16: 12	'17: 10	'18: 13
	Antonio Brown	'16: 12	'17: 9	'18: 15
	Larry Fitzgerald	'16: 6	'17: 6	'18: 6
	Tyreek Hill	'16: 6	'17: 7	'18: 12

KENNY THE JET

WR **Kenny Stills** has posted at least 25 receptions while maintaining a yards per catch average above 14.0 in each season from 2013-18, joining **A.J. Green** and **T.Y. Hilton** as the only players to do so.

Stills, who has missed just two games in his six-year career, ranks third in the league with 14 touchdown receptions of more than 20 yards since 2016 and has caught a pass in 42 straight games.

Stills tied for sixth in the NFL in touchdown receptions (nine) in 2016 and his 17.3 yards per catch average ranked third. As a rookie, Stills led the NFL in yards per reception (20.0 avg.).

THREE-HEADED MONSTER

In 2018, the Texans had three different players (WR **DeAndre Hopkins**, WR **Will Fuller V** and WR **Keke Coutee**) record a 100-yard receiving game in the same season for the first time since 2013.

In addition, the 11 individual performances of 100-plus receiving yards in a game, Hopkins (seven), Fuller (three) and Coutee (one) tied the franchise record set in 2008.

In Week 4 at Indianapolis, Houston had two receivers, Hopkins (169) and Coutee (109), each compile more than 100 receiving yards for the second time in 2018 after Hopkins (110) and Fuller (113) accomplished the feat in Week 2.

This marks the second time in franchise history that the Texans had multiple games where two receivers compiled more than 100 yards in the same game. WR **Andre Johnson** (128) and TE **James Casey** (126) did it in Week 3 of the 2011 season followed by TE **Joel Dreesen** (112) and RB **Arian Foster** (116) in Week 5 of 2011.

Hopkins and Fuller have gone for 100 receiving yards in the same game together three times (Week 8 of 2017 and Week 2 of 2016).

Opening Statement

"Just overall, I think one of the things we've talked about for a few months now is that we're committed to getting better in all ways. The roster is just one way to do that. There's a ton of ways that we try to get better every day that is hard for you guys to see, but the roster is one part of trying to get better. Every part of our building, I think, is continually trying to get better. We've had a continual focus on that since the offseason program started, and I think it's been good. Our players have really responded well. Obviously we have new players now that are being onboarded to our program and our culture right now as we speak, and we're really excited about that. We have a lot of reasons to be excited about where we are right now. I would say that on the roster and the moves that were made, I feel really good about being able to get a proven left tackle to protect Deshaun Watson. They're hard to draft, they're hard to develop, but Laremy Tunsil is an excellent player who was here last night, yesterday afternoon, in here right now meeting with Mike (Devlin) – a really good guy and it's been good getting to know him over the last, let's just call it 36 hours. We've added versatile players who can play multiple positions. You go all the way back to the trade for Duke Johnson, Barkevious Mingo, Jake (Jacob) Martin, Kenny Stills, Carlos Hyde, Keion Crossen. I feel like we've upgraded our wide receiver core, added depth to linebacker and corner and improved our special teams. These moves were part of a plan, something that was well thought out, spent a lot of time on it and tried to execute the plan. It's not just a plan to improve the team for 2019, it's a plan to improve the roster for years to come, giving us the ability and flexibility to extend our core players while continuing to add and develop talent. This team prepared hard during the entire offseason. We're excited to focus on the regular season. We'll bring our guys in today, we'll have a team meeting at noon and then we'll have special teams meetings, O and D meetings, some walkthroughs and then we'll go out on the field and we'll practice around 5:30 tonight. Those are just some things I wanted to talk about. I do want to mention a couple of things here just to give you guys a little info here just on jersey numbers. Alex McGough will wear number 3, Kenny Stills will wear number 12, Carlos Hyde number 23, Duke Johnson number 25, Cornell Armstrong number 30, Keion Crossen 35, Barkevious Mingo 52, Jacob Martin 54 and Laremy Tunsil 78."

Did you try to sign T Laremy Tunsil to an extension with the trade?

"I would tell you this, I've heard that out there. That question has been asked. I would never ever talk about any contract negotiations with any player, between the club and the player."

How tough was it to weigh the value of potential draft picks versus the new players you brought in?

"Again, we feel like we've added proven players to the roster, proven, really good players to the roster. We weighed that in a lot of different ways. We'd be here all day if I had to go into all the different ways we weighed it relative to upcoming drafts and the work that our scouts have done and what these guys that we brought into our team, specifically Laremy (Tunsil) and Kenny (Stills), what they've done in their careers. Weighed it all out, had several meetings about it, a lot of hours. It was a trade that Chris Grier and I worked very closely on. He was really good, really patient. I think we were both patient. It took a long time and I think both teams are better for it relative to each team's situation."

Should the Texans have traded DE/OLB Jadeveon Clowney before the draft, and do you feel you got enough value back for him?

"We do. There were a lot of talks that took place. There were contract proposals between the player and us that we just couldn't come to an agreement on relative to the franchise tag. The spirit of the franchise tag is to try to give yourself more time to possibly come to an agreement on a long-term contract. We couldn't come to that agreement, and we had several discussions with many teams over many months and we feel like we made the best decision for the team."

What do you like about T Laremy Tunsil's game?

"I think he's smart, tough, dependable. I think he's athletic. I think he's a guy that we scouted when he was coming out of college. We have several people here that are very familiar with him. James Liipfert did a lot of work on him when he was in New England relative to when Laremy was in college. So, we have a lot of people, in addition to James, that are very familiar with him and we're excited about watching him on tape and what he can bring to our offense. He's come in here, you can tell he's humble and hungry and he's looking forward to being a Texan."

Do you expect the new players to be able to contribute in Week 1?

"I think we're in the beginning stages of our game plan relative to New Orleans, but I would say that the majority of the guys that we brought in on the 53 would have a shot to compete to be on the 46 for Monday Night."

What is the process for getting the new players ready for Week 1?

"I think that's a good question. I think one of the things that we try to do is teach them the basics, teach them what we call the basic information section of each playbook and also special teams and then teach them the game plan. I think if you try to throw everything at them in one or two days and see what sticks, that's not the right approach. I think you have to take it kind of bit by bit relative to your playbook and then relative to what part of the playbook you're using in the game."

What goes into the successful roster building for long-term success when you have expensive contracts and you don't have early picks?

"There's a lot that goes into that. You look at a lot of different things. You look at your team currently, you look at the contract situation, the productivity, the health situation of every player on your team, you think about your philosophy of wanting a team full of smart, tough, dependable players, you look at potentially future drafts, you look at potential free agents within the next couple years, you look at a lot of different things. You try to take a lot of things into account, you do a lot of different research projects, a lot of different studies and in the end you try to do the best job you can of making the best decision for the team, which is what we believe we did."

With the DE/OLB Jadeveon Clowney trade, would it have been more ideal if another team could have done a deal, just to get more for him?

"I understand everybody is going to dissect how we did it and what we received back and what we gave Seattle. In the end we did what we felt was in the best interest of our organization and our team moving forward. We feel like we got a 2020 third-round pick and we also feel like we added two players that are very versatile players. They play hard, they play with great effort, they're high character guys and we feel like we did what's best for the team."

With all of the criticism of the recent moves, how confident are you in this organization and what you are going for right now?

"We are very confident in how we operate on a daily basis. We're very confident in how we communicate with each department within the organization. We're very confident about the amount of work we put in and the thought process that goes into really everything, from what we're eating to day to how long we're meeting, to what happened over the last couple days relative to player acquisitions. We're very confident. We are also confident in the fact that we can't control what the outside world thinks. You said it, that's the nature of our business. It's probably taken me a while to figure that out, but it's the nature of our business. I think the best thing for us to do is go work hard, practice hard and win. I think that really is something that we need to do, and that's what we're focused on doing and we're trying to do with all the different decisions we make. In the end, we all know how we play and how much we win will determine our future and our success. We understand that, and we can't control what the outside world thinks. We just try to do the best we can to make the best decisions for the organization."

What do you like about WR Kenny Still and how he fits in the system, and what do you think about him taking a knee for the anthem while in Miami?

"First of all on Kenny's skillset as a player, I think he's got excellent speed, I think he can run all the routes on the outside, I think he can play on the inside. I think he's a versatile wide receiver that can do a lot of different things. He's got good hands, is a really good route runner, very smooth route runner, so he has a combination of speed and route running ability that, I think you guys know in being around me for a while, that I really like having on the team. Relative to any social justice initiatives, you guys know that my history here with the Houston Texans is I love the players. I have the players' back and we communicate about those things. I'm not going to get into any discussions that I would have with any player about those things, but I support the players in social justice initiatives."

How is T Laremy Tunsil going to help QB Deshaun Watson?

"I think it's a good addition to our roster for a lot of different reasons. I think that when you look at Laremy, yes he is an excellent pass protector, but there's so many other things he can do. He can run block, he's able to get his pads down, he works well with the guys next to him whether it's a tight end to his left or a guard to his right, he works very well with the guys next to him, he can pull out on screens. He's a very smart player, he's a very instinctive player and he's played guard before. We're not going to line him up at guard unless we had to, but he's done that before, so he's got a versatile skillset. I think that everyone is excited about adding him to the team."

Is it fair to say that the team would be better off playing with DE/OLB Jadeveon Clowney this year and trading him after the season rather than trading him now, and was thought given to that?

"We did, and we had discussions about that amongst each other within the organization and with JD and Bus (Cook), and we just couldn't come to an agreement. We think very highly of Jadeveon Clowney, let's be clear about that. He's a good football player, he made a lot of great plays for us. He had a lot of good Sundays for us, no doubt about it, but we think that we made the best decision for him and we feel like we made the best decision for our team moving forward."

Were you under the impression that DE/OLB Jadeveon Clowney would hold out if not traded?

"I think that I would probably stay away from answering that question because I think that's a conversation between and JD and I probably don't think I should answer that question."

Is there anything that could have been done differently to keep DE/OLB Jadeveon Clowney?

"Look, I think you could always think about things, regardless of any decision that was made, that you always do after-action reviews and you think about different ways that you could improve a play or a player. You can do all of those things, but we're moving forward. We're moving forward. We made good decisions for the team this weekend and we're excited about where we are right now."

Can you talk about how T Laremy Tunsil helps rookie T Tytus Howard?

"I mean, there's a lot of ways that he can help Tytus. I'd say one is that they were both high draft picks, so just coming into a new organization and the expectations and the routine that Laremy has gotten himself into when he was in Miami. All the different advice he can give him as to how to take care of his body, how to prepare for games, how to be a good teammate, all of those things. Laremy was a very popular guy in Miami, and I think the reason why was because Laremy was Laremy. He was himself and he worked hard, and he brought his lunch pail every day, and that's what he's going to do here, and I think any time you have a guy like that, that's a god example for guys like Max (Scharping) and Tytus."

How much better do you think the passing game will be with the addition of T Laremy Tunsil, the health of WR Will Fuller V and QB Deshaun Watson having more experience under his belt?

"I think health's key. Health's a key. You can't really predict what the health will be, but I think that we've improved and I think that we've got to go out there and do it. We've got to have a good practice tonight, we've got to take it one day at a time. I know that's a cliché and it is, but it's true, we've got to take it one day at a time and we've got to really get all of the new guys acclimated to how we do things. I know everybody is excited. Everybody is excited in that locker room, and we'll start tonight and have a good practice and then we'll try to get going tomorrow."

What is the key to replacing what DE/OLB Jadeveon Clowney brought to you?

"He had a unique skillset, there's no doubt about it, so I think, relative to what he did and the things that he could do, we've talked a lot about that. We anticipated that there was a possibility that he would not be here, so we've had these discussions defensively and Romeo's (Crennel) a great football coach, he's got a great staff underneath him and we're on the right track."

Can you talk about bringing in RB Carlos Hyde and cutting T Matt Kalil?

"Carlos, I think, is a solid first-, second-down runner, can help you in the passing game. I think there's a number of things he can do. I think that he's got good size relative to that position and he's had production in the past. I think that he's had a good career and we were glad to be able to add him here. Obviously, losing Lamar (Miller), hard to replace Lamar, we're not trying to do that, we're just trying to add depth to that position and we think Carlos can possibly do that. Matt Kalil came in here and did everything we asked him to do. He was a real pro and we had a decent conversation yesterday when we released him and we wish Matt the best. He's a good pro. He was a great guy from the day he walked in. Look, we made some moves and we felt like that decision was in the best interest of the team."

What was Saturday like with making roster cuts and trades?

"I know that there's that – because, look, there's 32 teams and most teams have a GM. I understand, I really do, but the fact that we have a team of people is just something that maybe people will have to get used to. We have a team of really bright people that work very well together. I think that it's just a group of guys, and women, that work very well together to try and come up with best decisions for the team. I'm not sitting in an office by myself, Chris Olsen is not sitting in an office by himself, Jack Easterby is not sitting in an office by himself, Matt Bazirgan is not sitting in an office by himself. We're in room and we're debating, we're talking. We've been doing it for a long time over many different things, whether it's how to set the weight room up, or how to set the cafeteria up, or the locker room, or some of the things that went on yesterday. We have a real strong group of people that have a great background, have a championship background in football and other sports, and we feel like we've made really good decisions and had good communication and did the best that we could to improve the team."

Were you under the impression that DE/OLB Jadeveon Clowney would return after the third preseason game?

"I was never under that impression. I never said that. Nope, you can go back and you can look on the record, not one time did I ever say that I was under the impression that he would be back here."

What was the biggest divide between you and DE/OLB Jadeveon Clowney?

"I would say that in the end, we just could not come to an agreement on a long-term deal."

How much did former Colts QB Andrew Luck's retirement impact your urgency to upgrade your offensive line to protect QB Deshaun Watson?

"None."

How do envision OLB Jacob Martin fitting into your defense?

"It's funny about the 3-4. We really don't – we play some 3-4. When we when we first got here, we did, we played a decent amount of 3-4 defense but I would say, first of all, I think 70% of the time – I think to be exact it was like 67% of the time we were in substituted defense, so we had a four down look. Even in base defense, we have a lot of four down looks, so I see him being a guy that did a lot of what he did in Seattle. A guy that can be a four down defensive end, a guy that can be an outside backer of the edge, a SAM, and then also a guy that is what I call a stemwinder on special teams, a guy that can cover kicks. The same thing with (Barkevious) Mingo – a little bit different. Mingo's more of a hybrid-type linebacker that can play off the edge, that can play off the line of scrimmage as, let's just call it a WILL or a JACK linebacker, and then a guy that's another stemwinder on special teams. He's very athletic and can run."

What do you think of CB Keion Crossen?

"Crossen was a guy – when we decided to include Johnson Bademosi, who did a lot of great things for us here, that was a tough decision, but when we decided to include Baddy in the trade with Miami, we felt like we had to replace that. Crossen's a little bit of different player than Baddy, but both have excellent special teams production, and Keion Crossen played on a Super Bowl team last year, played well in the AFC Championship game and is a great guy. Comes to our organization very highly thought of. I just met him this morning and he's got a lot of energy and I think he's going to be a good addition."

Do you see CB Keion Crossen primarily playing inside or outside?

"Versatile, can do both. Has played outside, can play inside and then, again, will contribute a lot on special teams."

How do you feel like your team leaders responded to these roster moves?

"I haven't really talked to them. I think that our team will come in here today ready to go to work. I think it's a workmanlike team. I think they're a team that wants to win and they want to do whatever it takes to win. I think they feel confident that we're doing what we need to do to try to help improve the team, but I haven't really spoken to any of those guys. They were off the last couple of days, just to be clear on that. I'm not avoiding anybody. They were off and they're back today."

How do you envision using RB Carlos Hyde and RB Duke Johnson together?

"Two totally different players, so I really don't want to get into the details of that but definitely different players."

Considering how aggressive you were this past weekend, does that mean you'll take a similar approach to the draft and free agency?

"I don't know. I mean, you're using the word aggressive, I'm just telling you that – I would use the phrase that I've said, which I think is very important, that we're all about trying to get better. We're trying to do the best things we can, the best decisions we can make for the team. You want to call it aggressive, then that's the stuff that's out of my control. All I can tell you is we put a lot of thought into it, had a lot of meetings about it, a lot of communication, and we feel good about where we're at."

Would you say that you have the offensive line set for Week 1?

"That's a good question. I think that the offensive line is trending in the right direction, but I wouldn't be able to say here right now to say that we're ready to go right now, really relative to health."

How do you feel about the football team as a whole going into Week 1?

"I feel good. I think we've got an excellent opponent, obviously, on the road, a team that was in the NFC Championship game. A great coach whose a great friend of mine in Sean Payton, Hall-of-Fame quarterback (Drew Brees), so we know it's a tough task. But relative to where we are, I feel really good about what we were able to accomplish in training camp and adding these players. We've got to get going. We've got a lot of work to do here today, tomorrow, they'll be off on Wednesday, they'll come back Thursday, Friday, Saturday, we'll work and we've got a lot of work to do, but I definitely am excited about the challenge. I know it's a huge challenge to go down to the (Mercedes-Benz) Superdome and play a team that really was, a lot of people would say, a play away from going to the Super Bowl last year is a big challenge for our team, but you wouldn't want it any other way. That's the NFL."

Is there a bit of relief that you now get to focus on the Xs and Os instead of roster building?

"I think that one of the things we do – and I think I was talking about this earlier – again, we have a really good team of people, so I'm able to, personally from my role, coaching and doing some of the other things that I do in the organization, I'm able to budget my time because I have a lot of people that are performing their roles at a high level. So, I'm able to do a lot of football. I got a lot of football done over the last couple of days here. Trades, they're phone calls. It's not like you're on the phone for six straight hours and you can't watch any film. The phone calls are usually pretty quick, it's kind of back and forth and see if you can come to an agreement. So, they don't take forever. They take a long period of time, but they're phone calls back and forth, so I was able to get a lot done and we're looking forward to today."

Are you still thinking about signing a veteran quarterback?

"I think (AJ) McCarron will be ready, and then we signed (Alex) McGough to the practice squad."

Is your defense better after the moves you made?

"I think we have a good defense. I think we have a strong front. I think our secondary has improved every day. Some new guys in the secondary. I think the communication has gotten better. I think Bradley Roby, a new addition, has had a good camp. I think Gippy (Tashaun Gipson Sr.) has been out a little bit, but he'll be back there tonight. I think Jahleel Addae has been a good addition, J-Jo (Johnathan Joseph), as everybody knows, is a Houston mainstay, he's a hell of a player. I think (Benardrick) McKinney is a very good player, I think that (Zach) Cunningham and (Whitney) Mercilus and (J.J.) Watt and (D.J.) Reader and Dylan Cole, and the list goes on and on. I think we've got a good defense."

TEXANS-SAINTS MATCHUP INFORMATION

ALL TIME SERIES

REGULAR SEASON

Overall: 2-2 Home: 2-0 Road: 0-2

Date	W/L	Score	H/A	Venue	Texans QB	Saints QB
9/14/03	L	10-31	A	Louisiana Superdome	D. Carr	A. Brooks
11/18/07	W	23-10	H	Reliant Stadium	M. Schaub	D. Brees
9/25/11	L	33-40	A	Mercedes-Benz Superdome	M. Schaub	D. Brees
11/29/15	W	24-6	H	NRG Stadium	B. Hoyer	D. Brees

HOUSTON
TEXANS

2018

11-5

1st, AFC South

SAINTS

2018

13-3

1st, NFC South

SERIES BREAKDOWN

Record vs. Saints.....	Series tied, 2-2
Last meeting.....	Texans 24, Saints 6 (11/29/15)
Texans largest margin of victory.....	18; Texans 24, Saints 6 (11/29/15)
Saints largest margin of victory.....	21; Saints 31, Texans 10 (9/14/03)
Most points, Texans.....	33 (40-33 loss, 9/25/11)
Most points, Saints.....	40 (40-33 win, 9/25/11)
Most points, both teams.....	73 (9/25/11; Saints 40, Texans 33)
Fewest points, Texans.....	10 (31-10 loss, 9/14/03)
Fewest points, Saints.....	6 (24-6 loss, 11/29/15)
Fewest points, both teams.....	30 (Texans 24, Saints 6, 11/29/15)
Most net yards, Texans.....	473 (9/25/11; Saints 40, Texans 33)
Most net yards, Saints.....	454 (9/25/11; Saints 40, Texans 33)
Most rushing yards, Texans.....	167 (11/29/15; Texans 24, Saints 6)
Most rushing yards, Saints.....	110 (9/14/03; Saints 31, Texans 10)
Most passing yards, Texans.....	364 (9/25/11; Saints 40, Texans 33)
Most passing yards, Saints.....	354 (9/25/11; Saints 40, Texans 33)
Fewest net yards, Texans.....	258 (9/14/03; Saints 31, Texans 10)
Fewest net yards, Saints.....	268 (11/29/15; Texans 24, Saints 6)
Fewest rushing yards, Texans.....	75 (9/14/03; Saints 31, Texans 10)
Fewest rushing yards, Saints.....	47 (11/18/07; Texans 23, Saints 10)
Fewest net passing yards, Texans.....	183 (9/14/03; Saints 31, Texans 10)
Fewest net passing yards, Saints.....	182 (9/14/03; Saints 31, Texans 10)
Most sacks, Texans.....	2, (3x — last: 11/29/15; Texans 24, Saints 6)
Most sacks, Saints.....	5 (9/14/03; Saints 31, Texans 10)
Most interceptions, Texans.....	2, (2x — last: 9/25/11; Saints 40, Texans 33)
Most interceptions, Saints.....	2 (9/14/03; Saints 31, Texans 10)
Most turnovers, Texans.....	4 (11/18/07; Texans 23, Saints 10)
Most turnovers, Saints.....	2 (9/14/03; Saints 31, Texans 10)
Most penalties, Texans.....	11 (9/14/03; Saints 31, Texans 10)
Most penalties, Saints.....	10 (11/29/15; Texans 24, Saints 6)



In Week 3 of his rookie season (2011) against the Saints, DE J.J. Watt recorded the first sack of his career, bringing down QB Drew Brees for a loss of nine yards. Since then, Watt has racked up 92.0 sacks, the second-most in the NFL over that span. He also became the second-fastest player in NFL history to reach 80.0 sacks (92 games), only behind Hall of Fame DE Reggie White.

2018 INDIVIDUAL COMPARISON

TEXANS

SAINTS

PASSING YARDS

Deshaun Watson.....	4,165	Drew Brees.....	3,992
---------------------	-------	-----------------	-------

RUSHING YARDS

Lamar Miller.....	973	Alvin Kamara.....	883
Deshaun Watson.....	551	Mark Ingram II.....	645
Alfred Blue.....	499	Taysom Hill.....	196

RECEIVING YARDS

DeAndre Hopkins.....	1,572	Michael Thomas.....	1,405
Will Fuller V.....	503	Alvin Kamara.....	709
Ryan Griffin.....	305	Ben Watson.....	400

POINTS SCORED

Ka'imi Fairbairn.....	150	Wil Lutz.....	136
DeAndre Hopkins.....	66	Alvin Kamara.....	114
Lamar Miller.....	36	Michael Thomas.....	54
Deshaun Watson.....	30	Mark Ingram II.....	42

INTERCEPTIONS

Justin Reid.....	3	Marcus Williams.....	2
Andre Hal.....	3	Eli Apple.....	2
Three players.....	2	Chris Banjo.....	2
		Marshon Lattimore.....	2

SACKS

J.J. Watt.....	16.0	Cameron Jordan.....	12.0
Jadeveon Clowney.....	9.0	Sheldon Rankins.....	8.0
Whitney Mercilus.....	4.0	Demario Davis.....	5.0

DEFENSIVE TACKLES

Benardrick McKinney.....	105	Demario Davis.....	110
Zach Cunningham.....	105	Vonn Bell.....	87
Tyrann Mathieu.....	89	A.J. Klein.....	70

SPECIAL TEAMS TACKLES

A.J. Moore.....	11	Justin Hardee.....	10
Johnson Bademosi.....	9	Taysom Hill.....	6
Buddy Howell.....	9	Chris Banjo.....	5

KICKOFF RETURNS (Avg.)

Tyler Ervin.....	25.3	Taysom Hill.....	24.9
------------------	------	------------------	------

PUNT RETURNS (Avg.)

DeAndre Carter.....	9.1	Tommylee Lewis.....	7.5
---------------------	-----	---------------------	-----

FIELD GOALS

Ka'imi Fairbairn.....	37/42, 88.1%	Wil Lutz.....	28/30, 93.3%
-----------------------	--------------	---------------	--------------

PUNTING (GROSS/NET Avg.)

Trevor Daniel.....	43.3/38.7	Thomas Morstead.....	46.4/43.2
--------------------	-----------	----------------------	-----------


TEXANS-SAINTS MATCHUP INFORMATION

2018 OFFENSIVE STATISTICAL COMPARISON

	HOU	Rnk	NO	Rnk
Yards / Game	362.6	15	379.2	8
Yards / Play	5.58	17	6.01	7
Rushing Yards / Game	126.3	8	126.6	6
Rushing Yards / Play	4.28	19	4.30	17
Passing Yards / Game	236.3	17	252.6	12
Passing Yards / Play	7.47	7	7.79	5
Interception Rate	1.78 %	8	1.35%	3
Sacks / Pass Attempt	12.25 %	32	3.85%	4
First Downs / Game	20.8	14	23.6	5
Punt Return Avg	8.6	15	6.5	24
Kickoff Return Avg	24.4	9	24.3	10
Field Goals Made	88.10 %	12	93.33%	4
3rd Down Pct	37.02 %	20	44.57%	7
4th Down Pct	66.67 %	6	81.25%	2
Red Zone Pct	50.00 %	27t	69.57%	4
Goal to Go Pct	61.29 %	29	84.62%	1
Avg Time of Possession	30:12	17	31:39	4
Points/Game	25.1	11	31.5	3

2018 DEFENSIVE STATISTICAL COMPARISON

	HOU	Rnk	NO	Rnk
Yards / Game	343.1	12	349.1	14
Yards / Play	5.37	9	5.71	18
Rushing Yards / Game	82.7	3	80.2	2
Rushing Yards / Play	3.44	1	3.60	2
Passing Yards / Game	260.4	28	268.9	29
Passing Yards / Play	7.02	17	7.51	28
Interception Rate	2.53 %	13	2.09%	21
Sacks / Pass Attempt	7.24 %	17	8.55%	6
First Downs / Game	18.6	5t	20.8	22
Punt Return Avg	7.5	10t	5.0	3
Kickoff Return Avg	20.7	3	22.7	15t
3rd Down Pct	40.09 %	20	41.27%	24
4th Down Pct	60.00 %	22t	48.28%	9
Red Zone Pct	70.73 %	29	63.27%	23
Goal to Go Pct	83.33 %	26t	82.76%	25
Points / Game	19.8	4t	22.1	14
Point Differential / Game	5.4	9	9.4	1
Yard Differential / Game	19.5	13	30.1	10



In the Texans' last regular season meeting with the Saints in 2015, DE J.J. Watt led the Texans defense in sacks, bringing down Saints QB Drew Brees twice for a loss of 10 yards. Watt also posted eight quarterback hits, the third-highest single-game total of his career.



In Week 3 of 2011, CB Johnathan Joseph recorded three tackles, two passes defended and notched one interception off of Saints QB Drew Brees.

TEXANS CAREER STATS VS. SAINTS

RECEIVING

Player	G	Rec.	Yds	Avg.	Lg	TD
D. Fells	4	9	136	15.1	48	2
D. Hopkins	1	5	36	7.2	13	0
T. Jones	1	2	17	8.5	16	0

DEFENSE

Player	G	S	A	Tot	Sk	Yds	INT	PD	FF	FR
J. Joseph	4	19	2	21	0.0	0	1	3	0	0
J.J. Watt	2	7	2	9	3.0	19	0	0	0	0
A. Colvin	1	5	4	9	0.0	0	0	0	0	0
T. Gipson Sr.	1	3	5	8	0.0	0	1	1	0	0
B. McKinney	1	2	2	4	0.0	0	0	0	0	0
A. Blackson	1	1	2	3	1.0	9	0	0	0	0
B. Roby	1	2	0	2	0.0	0	0	2	0	0

TEXANS BIG DAYS AGAINST THE SAINTS

In Week 3 of 2011, CB **JOHNATHAN JOSEPH** picked off a pass from Saints QB Drew Brees, notching his second interception of the season. He also added three tackles and two passes defended in the game.

As a member of the Arizona Cardinals in 2015, TE **DARREN FELLS** pulled in four catches for a career-high 82 yards (20.5 avg.) and a touchdown in a season-opening matchup against the Saints.

In a Week 12 matchup with the Saints in 2015, DE **J.J. WATT** led the team with 2.0 sacks, bringing down Saints QB Drew Brees for a loss of 10 yards. Watt also added five tackles and eight quarterback hits in the contest.

As a member of the Cleveland Browns in 2014, S **TASHAUN GIPSON SR.** picked off Saints QB Drew Brees and returned it 62 yards for a touchdown. Gipson also recorded eight tackles and a pass defended in the Week 2 game against New Orleans.

THE HEAD COACHES



BILL O'BRIEN
6TH SEASON

QUICK HITS

AMONG ACTIVE COACHES, FIRST FIVE SEASONS AS A HC:

4

WINNING SEASONS
T-3RD IN NFL

3

DIVISION TITLES
T-1ST IN NFL

REG. SEASON
RECORD



PLAYOFF
RECORD



RECORD VS.
SAINTS



COACHING EXPERIENCE



11 YEARS

ALMA MATER



16 YEARS



BROWN

HOMETOWN



DORCHESTER, MASS.

CAREER JOURNEY

	HEAD COACH	2014-19
	HEAD COACH	2012-13
	MULTIPLE POSITIONS	2007-11
	OFFENSIVE COORD. / QBs	2005-06
	RUNNING BACKS	2003-04
	MULTIPLE POSITIONS	1995-02
	INSIDE LBs/TIGHT ENDS	1993-94



SEAN PAYTON
14TH SEASON

QUICK HITS

TOP-10 RANKED OFFENSE:

13

CONSECUTIVE SEASONS

3RD
LONGEST STREAK
SINCE 1970



SUPER BOWL XLIV
CHAMPION

TOTAL WINS:

126

4TH
AMONG COACHES
SINCE 2006

REG. SEASON
RECORD



PLAYOFF
RECORD



RECORD VS.
TEXANS



COACHING EXPERIENCE



23 YEARS

ALMA MATER



9 YEARS



EASTERN ILLINOIS

HOMETOWN



NAPERVILLE, ILL.

CAREER JOURNEY

	HEAD COACH	2006-19		QUARTERBACKS	1996
	ASST. HC/QBs	2003-05		OFFENSIVE COORD.	1994-95
	OFFENSIVE COORD.	2000-02		RUNNING BACKS	1992-93
	QUARTERBACKS	1999		WRs & RBs	1990-91
	QUARTERBACKS	1997-98		OFFENSIVE ASST.	1988-89

THE LAST TIME THEY MET



2015 WEEK 12

New Orleans Saints 6, Houston Texans 24

71,778 NRG Houston, Texas Nov 29, 2015



New Orleans Saints	0	6	0	0	—	6
Houston Texans	14	0	10	0	—	24

Scoring Drives

TEAM	QTR	TIME	SCORING PLAY	NO	HOU
Texans	1	06:57	R. Griffin: 10-yard pass from B. Hoyer (N. Novak kick) (11-70, 6:06)	0	7
Texans	1	01:29	C. Shorts: 3-yard pass from B. Hoyer (N. Novak kick) (7-50, 3:29)	0	14
Saints	2	06:31	K. Forbath: 30-yard FG (6-36, 2:21)	3	14
Saints	2	01:12	K. Forbath: 57-yard FG (7-41, 1:19)	6	14
Texans	3	11:28	A. Blue: 8-yard run (N. Novak kick) (7-80, 3:32)	6	21
Texans	3	06:05	N. Novak: 34-yard FG (8-54, 3:23)	6	24

New Orleans Saints

PASSING	ATT	CP	YDS	SK/YD	TD	LG	INT	RTG
Drew Brees	44	25	228	2/10	0	26	1	61.6
TOTAL	44	25	228	2/10	0	26	1	61.6

RUSHING	ATT	YDS	AVG	LG	TD
Mark Ingram II	9	52	5.8	29	0
C.J. Spiller	1	-2	-2.0	-2	0
TOTAL	10	50	5.0	29	0

RECEIVING	NO	YDS	AVG	LG	TD
Mark Ingram II	6	45	7.5	17	0
Brandin Cooks	5	35	7.0	11	0
Benjamin Watson	4	53	13.3	26	0
Willie Snead	4	50	12.5	24	0
Marques Colston	3	38	12.7	19	0
C.J. Spiller	2	8	4.0	7	0
T.J. Graham	1	-1	-1.0	-1	0
TOTAL	25	228	9.1	26	0

TOP DEFENSE	TOT	SOLO	AST	SCK	YDS	INT
Kenny Vaccaro	13	8	5	0.0	0.0	0
Stephone Anthony	10	8	2	0.0	0.0	0
Jairus Byrd	8	5	3	0.0	0.0	1
TOTAL	31	21	10	0.0	0.0	1

FIELD GOALS	FGA/FGM	PERCENT
Kai Forbath	2-2	100.0
TOTAL	2-2	100.0

Houston Texans

PASSING	ATT	CP	YDS	SK/YD	TD	LG	INT	RTG
Brian Hoyer	27	21	205	1/10	2	37	1	107.6
TOTAL	27	21	205	1/10	2	37	1	107.6

RUSHING	ATT	YDS	AVG	LG	TD
Alfred Blue	16	77	4.8	12	1
Akeem Hunt	3	27	9.0	17	0
Jonathan Grimes	7	25	3.6	7	0
Chris Polk	6	21	3.5	6	0
Cecil Shorts	3	20	6.7	7	0
Brian Hoyer	3	-3	-1.0	-1	0
TOTAL	38	167	4.4	17	1

RECEIVING	NO	YDS	AVG	LG	TD
DeAndre Hopkins	5	36	7.2	13	0
Ryan Griffin	4	72	18.0	37	1
Cecil Shorts	3	18	6.0	8	1
Nate Washington	3	43	14.3	32	0
C.J. Fiedorowicz	2	20	10.0	14	0
Akeem Hunt	1	-2	-2.0	-2	0
Alfred Blue	1	4	4.0	4	0
Chris Polk	1	6	6.0	6	0
Jonathan Grimes	1	8	8.0	8	0
TOTAL	21	205	9.8	37	2

TOP DEFENSE	TOT	SOLO	AST	SCK	YDS	INT
Johnathan Joseph	7	5	2	0.0	0.0	0
Eddie Pleasant	5	2	3	0.0	0.0	0
J.J. Watt	5	3	2	2.0	10.0	0
TOTAL	17	10	7	2.0	10.0	0

FIELD GOALS	FGA/FGM	PERCENT
Nick Novak	1-1	100.0
TOTAL	1-1	100.0

Team Statistics

	Saints	Texans
First Downs	14	23
Total Net Yards	268	362
Rushes/Net Yards	10/50	38/167
Net Passing	218	195
Pass Attempts/Completions	44/25	27/21
Had Intercepted	1	1
Sacked/Yards Lost	2/10	1/10
Punts/Average	6/46.8	4/47.3
Penalties/Yards	10/82	6/40
Fumbles/Lost	1/0	2/0
Possession Time	23:37	36:23

TEXANS-SAINTS CONNECTIONS

TEXANS WITH LOUISIANA CONNECTIONS

- **Louisiana Hometowns:** OLB **Barkevious Mingo** (West Monroe), S **Justin Reid** (Prairieville)
- **Attended College in Louisiana:** OLB **Barkevious Mingo** (LSU)
- **Coached College in Louisiana:** Quarterbacks Coach **Carl Smith** (Louisiana-Lafayette), Assistant Special Teams Coordinator **Tracy Smith** (LSU), Senior Defensive Assistant/Outside Linebackers Coach **John Pagano** (Louisiana Tech)

FORMER SAINTS ON THE TEXANS

- Texans G **Senio Kelemete** played four seasons with the Saints (2014-17), paving the way for an offense that ranked in the top 10 in each of his four seasons.
- Texans WR **Kenny Stills** was drafted by the Saints in the fifth round (144th overall) of the 2013 NFL Draft and spent the 2013 and 2014 seasons in New Orleans.
- Texans Quarterbacks Coach **Carl Smith** spent 11 seasons with the Saints (1986-96), serving as the offensive coordinator/quarterbacks coach. During his tenure, the franchise recorded its first winning season, earned its first playoff berth, won its first division title and qualified for the postseason four times.
- Texans Senior Defensive Assistant/Outside Linebackers Coach **John Pagano** began his NFL coaching career with the Saints as a defensive assistant from 1996-97.

FORMER TEXANS ON THE SAINTS

- Saints Secondary Coach **Aaron Glenn** played three seasons with the Texans (2002-04) as a cornerback. Glenn appeared in 43 games (43 starts) with the Texans and recorded 166 tackles (141 solo), one sack, 11 interceptions (two returned for touchdowns), 44 passes defended, one forced fumble and one fumble recovery.

HOMETOWN

- Texans WR **Keke Coutee** and Saints second-round draft pick, OL **Erik McCoy**, both attended Lufkin (Texas) High School and played football together from 2010-14.
- Texans WR **Will Fuller V** and Saints CB **Eli Apple** are both from Philadelphia, but Apple moved to New Jersey in middle school.
- Texans G **Senio Kelemete** and Saints Quarterbacks coach **Joe Lombardi** both hail from Seattle, Washington.
- Texans RB **Duke Johnson**, Special Advisor to the Head Coach **Andre Johnson** and Saints QB **Teddy Bridgewater** are all from Miami and attended high schools within 10 miles of each other.











SAINTS WITH TEXAS CONNECTIONS

- **Texas hometowns:** QB **Drew Brees** (Austin), OL **Erik McCoy** (Lufkin), DT **Malcom Brown** (Brenham), P **Thomas Morstead** (Pearland), LB **Craig Robertson** (Stafford), DE **Zach Wood** (Rowlett), Assistant Head Coach/Tight Ends Coach **Dan Campbell** (Clifton), Defensive Coordinator

Dennis Allen (Hurst), Assistant Linebackers Coach **Michael Hodges** (Helotes), Secondary Coach **Aaron Glenn** (Humble), Pass Rush Specialist **Brian Young** (El Paso)

- **Attended college in Texas:** DE **Marcus Davenport** (UTSA), OL **Erik McCoy** (Texas A&M), DT **Malcom Brown** (Texas), FB **Zach Line** (SMU), P **Thomas Morstead** (SMU), LS **Zach Wood** (SMU), LB **Craig Robertson** (North Texas), Assistant Head Coach/Tight Ends Coach **Dan Campbell** (Texas A&M), Defensive Coordinator **Dennis Allen** (Texas A&M), Assistant Linebackers Coach **Michael Hodges** (Texas A&M), Secondary Coach **Aaron Glenn** (Navarro College, Texas A&M), Pass Rush Specialist Coach **Brian Young** (UTEP)
- **Coached College in Texas:** Defensive Coordinator **Dennis Allen** (Texas A&M), Linebackers Coach **Mike Nolan** (Rice)

COLLEGE CONNECTIONS

HOUSTON TEXANS		SAINTS
RB Buddy Howell (2014-17)		DE Trey Hendrickson (2013-16)
T Roderick Johnson (2014-16)		DE Mario Edwards Jr. (2012-14) CB P.J. Williams (2012-14)
RBs Coach Danny Barrett (2011-15)		RB Latavius Murray (2008-12) WR Tre'Quan Smith (2015-17)
NT Brandon Dunn (2010-13)		QB Teddy Bridgewater (2011-13) DT Sheldon Rankins (2012-15)
ILB Benardrick McKinney (2012-14) TE Jordan Thomas (2016-17)		DB J.T. Gray (2014-17)
TE Jerell Adams (2012-15)		DT Taylor Stallworth (2014-17)
CB Bradley Roby (2010-13) RB Carlos Hyde (2010-13)		WR Michael Thomas (2012-15) S Von Bell (2013-15)
ILB Peter Kalambayi (2014-17)		T Andrus Peat (2012-14)
P Trevor Daniel (2014-17)		RB Alvin Kamara (2015-16) DL Shy Tuttle (2015-18)
FB Cullen Gillaspia (2014-18)		OL Erik McCoy (2015-18)



Texas RB **Carlos Hyde** (left) and Saints WR **Michael Thomas** (right) played together at Ohio State for two seasons (2012-13).

TEXANS-SAINTS CONNECTIONS

NFL CONNECTIONS

HOUSTON TEXANS

T Laremy Tunsil (2016-18)
WR Kenny Stills (2015-18)
CB Cornell Armstrong (2018)

QB AJ McCarron (2018)
RB Taiwan Jones (2011-16)

TE Jerrell Adams (2016-17)

RB Duke Johnson (2015-18)
S Tashaun Gipson Sr. (2012-15)
OLB Barkevious Mingo (2013-15)

CB Keion Crossen (2018)
OLB Barkevious Mingo (2016)

TE Darren Fells (2014)

NT Brandon Dunn (2014-15)

T Seantrel Henderson (2014-17)
RB Taiwan Jones (2017-18)

S Tashaun Gipson Sr. (2016-18)
CB Aaron Colvin (2014-17)

S Jahleel Addae (2013-18)

TE Darren Fells (2017)



OLB Kiko Alonso (2016-18)
Special Teams Coord. Darren Rizzi (2009-18)
Asst. HC/Tight Ends Dan Campbell (2010-15)



TE Jared Cook (2017-18)
DE Mario Edwards Jr. (2015-17)
RB Latavius Murray (2014-17)
Defensive Coord. Dennis Allen (2012-14)



CB Eli Apple (2016-18)



LB Demario Davis (2016)
LB Craig Robertson (2012-15)
Secondary Aaron Glenn (2014-15)



DT Malcom Brown (2015-18)



WR Tedd Ginn Jr. (2014)



OG Patrick Omameh (2015)



OLB Kiko Alonso (2013-14)



OG Patrick Omameh (2016-18)



CB Patrick Robinson (2015)



RB Dwayne Washington (2016-17)

SAINTS



Texans S Jahleel Addae (left) and Saints CB Patrick Robinson (right) were both part of the Chargers secondary in 2015. The pair combined for 97 tackles, one sack, one interception, 12 passes defended and four quarterback hits.

COACHING CONNECTIONS

- Saints Senior Offensive Assistant Curtis Johnson served as wide receivers coach at the University of Miami (Fla.) from 1996-05 and coached former wide receiver and Texans Special Advisor to the Head Coach **Andre Johnson** from 2000-02, including the Hurricanes' National Championship season in 2001.
- Texans Assistant Head Coach / Defensive Coordinator **Romeo Crennel** and Saints Offensive Coordinator **Pete Carmichael** were both members of the Cleveland Browns coaching staff in 2000.
- Texans Senior Defensive Assistant / Outside Linebackers Coach **John Pagano** coached the San Diego Chargers as a defensive assistant/quality control/assistant linebackers from 2002-05, alongside Saints Offensive Coordinator **Pete Carmichael**, who coached several offensive positions.
- Texans Special Teams Coordinator **Brad Seely** and Assistant Special Teams Coordinator **Tracy Smith** coached alongside Saints Wide Recivers Coach **Ronald Curry** for two seasons (2013-14). In 2013, they helped the 49ers reach the NFC Championship game.
- Texans Defensive Line Coach **Anthony Weaver** and Saints Secondary Coach **Aaron Glenn** were both members of the Cleveland Browns coaching staff from 2014-15. Weaver served as defensive line coach and Glenn as assistant secondary coach.
- Texans Senior Defensive Assistant / Outside Linebackers Coach **John Pagano** and Inside Linebackers coach **Bobby King** coached under Saints Linebackers Coach **Mike Nolan** at the San Diego Chargers in 2015, where Nolan was the defensive coordinator.
- Texans Special Teams Coordinator **Brad Seely** and Assistant Special Teams Coordinator **Tracy Smith** coached Saints Special Teams Assistant **Michael Wilhoite** at the San Francisco 49ers from 2011-14, where Wilhoite played linebacker from 2011-16.



Texans S Tashaun Gipson Sr. (left) and Saints LB Craig Robertson (right) played four seasons together (2012-15) as part of the Cleveland Browns defense.

PLAYER QUICK NOTES

QUARTERBACKS (2)

2 AJ MCCARRON 6-3 215 6th season Alabama

Sixth-year quarterback entering his first year with the Texans after signing as a free agent on March 20, 2019...Has thrown for 928 yards and six touchdowns over his five seasons in the league, including a career-high 854 yards and six touchdowns for the Bengals in 2015...Originally selected in the fifth round of the 2014 NFL Draft by the Bengals...Led Alabama to back-to-back National Championships in 2011 and 2012.

4 DESHAUN WATSON 6-2 215 3rd season Clemson

Ranks first in the AFC and third in the league in rushing yards among quarterbacks since entering the league in 2017...In 2018, finished 345-of-505 passing (68.3%) for 4,165 yards, 26 touchdowns, nine interceptions and a franchise-record 103.1 passer rating, while also rushing 99 times for 551 yards (5.6 avg.) and five touchdowns...Became the first quarterback to record at least 4,000 yards and 25 passing touchdowns and rush for 500 yards and five touchdowns in a single season in NFL history...Set NFL records for most passing touchdowns (19) through a player's first seven career games and most passing touchdowns (18 in Weeks 3-8) by a rookie over any five-game span in NFL history...Recorded three games with four-or-more passing touchdowns, joining Fran Tarkenton as the only rookies in NFL history to do so...Was the first rookie quarterback in NFL history with two games of 300-or-more passing yards and 40-or-more rushing yards in a season...Selected with the 12th overall pick of the 2017 NFL Draft...Led Clemson to back-to-back national championship appearances, lifting the Tigers to their second-ever title following the 2016 season.

RUNNING BACKS/FULLBACKS (5)

23 CARLOS HYDE 6-0 229 6th season Ohio State

Traded to the Texans on Aug. 31, 2019...Rushed for 3,300 yards and 26 touchdowns in his career while adding 667 receiving yards and three touchdowns on 119 receptions...Appeared in 14 games (seven starts) in 2018 with two different teams, beginning the season in Cleveland and before being traded to Jacksonville...Spent 2014-17 with San Francisco and rushed for 938 yards and a career-high eight touchdowns in 2017...Selected by the 49ers in the second round (57th overall) of the 2014 NFL Draft...Played four seasons (2010-13) at Ohio State and finished his collegiate career with 3,198 yards and 37 touchdowns on 523 carries, while adding 34 receptions for 271 yards and four scores.

25 DUKE JOHNSON 5-9 210 5th season Miami (Fla.)

Traded to the Texans from the Browns on Aug. 9, 2019...Appeared in 64 games (10 starts) in four seasons with Cleveland and totaled 1,286 rushing yards and five rushing touchdowns along with 235 receptions for 2,170 yards and eight touchdowns...Joined Herschel Walker (1986-88) as the only NFL running backs to record 500 receiving yards in each of their first three seasons (2015-17)...Caught 47 passes for 429 yards and tied his career high with three receiving touchdowns in 2018...Ranked third among all running backs in receiving yards (693) and fourth in receptions (74) in 2017...Drafted by the Browns with the 13th pick in the third round (77th overall) of the 2015 NFL Draft...Appeared in 33 games at the University of Miami and finished his career as the Hurricanes' all-time leader in total rushing yards (3,519), total all-purpose yards (5,526) and total kickoff return yards (1,288) while tallying 26 career rushing touchdowns and four receiving touchdowns.

34 TAIWAN JONES 6-0 195 9th season Eastern Washington

Nine-year pro entering his first season with the Texans...Spent the last two seasons with the Bills and the six prior seasons with the Raiders...His 1,890 kick return yards since entering the league in 2011 ranks in the top 25 over that span...Has recorded 183 rushing yards in his eight seasons as a running back and caught 18 of his 25 targets (72%) for 251 yards and a touchdown...His 72.0 receiving percentage since entering the league in 2011 ranks him in the top 25 among players with at least 80 games and 25 targets during that span...Drafted in the fourth round by the Raiders in 2011...Played four seasons at Eastern Washington where he holds the school record for all-purpose yards per game (162.0) and recorded 5,021 all-purpose yards over his career.

38 BUDDY HOWELL 6-1 218 2nd season Florida Atlantic

Played in 15 games of his rookie season in 2018, contributing mostly on special teams where he finished tied for second on the team with nine special teams tackles, one forced fumble and one fumble recovery...Originally signed as a college free agent with the Dolphins in 2018 but was claimed off waivers by the Texans on Sept. 2, 2018...Tallied 2,424 yards on 463 carries (5.2 avg.) and 22 touchdowns in 29 career games with the Owls.

44 CULLEN GILLASPIA (FB) 6-2 235 Rookie Texas A&M

Selected with the sixth pick of the seventh round (220th overall) in the 2019 NFL Draft...Spent five seasons at Texas A&M, joined as a walk-on in 2014 and earned a scholarship in 2016...Served as the Aggies' 12th man in every game of the 2016, 2017 and 2018 seasons...Became the first 12th man to be selected in the NFL Draft...Appeared in 41 games, primarily on special teams, but transitioned to fullback as a senior.

WIDE RECEIVERS (5)

10 DeANDRE HOPKINS 6-1 212 7th season Clemson

Three-time Pro Bowl selection (2015, 2017-18), two-time NFL AP All-Pro First Team selection (2017-18) and one-time All-Pro Second Team selection (2015)...Recorded the most receptions (528) by a player in his first six seasons in NFL history...Ranks second in franchise history with 7,437 yards receiving, 47 receiving touchdowns and 528 career receptions...Became the second-youngest player in NFL history to reach 7,000 career receiving yards behind only Larry Fitzgerald...Became the second-youngest player in NFL history to reach 500 career receptions behind only Larry Fitzgerald...Joined Randy Moss as the only wide receivers to record at least 500 receptions, 7,400 yards and 47 touchdowns through a player's first six seasons in NFL history...Led the NFL and set single-season franchise records for touchdown receptions (13) and games with at least one touchdown reception (10) in 2017...Currently the Texans all-time leader in yards per reception at 14.1...Drafted in 2013 with the 27th overall pick.

12 KENNY STILL 6-1 202 7th season Oklahoma

Traded to the Texans on Sept. 2, 2019...Recorded 259 receptions for 4,138 yards (16.0 avg.) and 32 touchdowns in 94 career games (71 starts) with the Saints (2013-14) and Dolphins (2015-18)...Caught 21 touchdowns over the last three seasons, including a career-high nine in 2016, and only missed one game over that span...Ranks second in the NFL in yards per catch since entering the league in 2013 (min. 200 rec.)...Drafted by the Saints with the 11th pick in the fifth round (144th overall) in the 2013 NFL Draft.

14 DeANDRE CARTER 5-8 190 2nd season Sacramento State

Appeared in 14 total games (four starts) in 2018 with the Eagles and the Texans...Played in seven games with the Texans and recorded 20 receptions for 195 yards (9.8 avg.), 146 punt return yards (9.1 avg.) and 221 kick return yards (24.6 avg.)...Claimed off waivers by the Texans prior to Week 10...Also spent time with Baltimore, Oakland, New England and San Francisco...Originally signed by the Ravens as a college free agent in 2015...Caught 207 passes for 2,760 yards (23.7 avg.) and 35 touchdowns in 41 collegiate games at Sacramento State.

15 WILL FULLER V 6-0 184 4th season Notre Dame

Pulled in 32 receptions for 502 yards in seven games in 2018...Scored a touchdown on seven of his first 11 receptions of the 2017 season...Since 1991, no player in the NFL has reached seven receiving touchdowns on fewer receptions in a season...Led the NFL with three games of two-or-more receiving touchdowns in 2017...Selected by the Texans with the 21st overall pick in the 2016 NFL Draft...Had 144 catches for 2,512 receiving yards and 30 touchdowns in his Fighting Irish career.

16 KEKE COUTEE 5-11 187 2nd season Texas Tech

Appeared in seven games of his rookie season and recorded 397 yards and two touchdowns on 39 receptions...Set franchise records for most receptions (11) and receiving yards (109) in his NFL debut at Indianapolis (9/30). His 11 receptions were the most by a rookie receiver in his NFL debut since the NFL/AFL merger...Selected with the third pick in the fourth round (103rd overall) of the 2018 NFL Draft...Caught 159 passes for 2,424 yards and 17 touchdowns in 38 career college games.

PLAYER QUICK NOTES



TIGHT ENDS (4)

82 LOGAN PAULSEN 6-5 268 10th season UCLA

Signed by the Texans on Sept. 2, 2019...Has played in a total of 120 games (65 starts) over his 10-year career, totaling 91 receptions for 907 yards and seven touchdowns, averaging 10.0 yards per reception... Saw action in 15 games (10 starts) with the Falcons in 2018, recording nine receptions for 91 yards and a touchdown (10.1 avg.)... Signed by the Redskins as a college free agent in 2010...Played five seasons (2005-09) at UCLA, where he appeared in 46 career games (39 starts).

87 DARREN FELS 6-7 270 6th season California-Irvine

Sixth-year pro entering his first season with the Texans...Has racked up 830 yards and 10 touchdowns on 68 receptions in 70 career games (48 starts) for three NFL franchises including the Cardinals, Lions and Browns...Last season (2018), played in all 16 games (11 starts) and recorded 11 receptions for 117 yards (10.6 avg.) and three touchdowns, while helping the Browns rushing offense improve from 4.46 yards per carry in 2017 to 4.61 in 2018...Originally entered the league as a free agent with the Seahawks before being signed by the Cardinals in 2013.

88 JORDAN AKINS 6-4 243 2nd season Central Florida

In 2018, finished his rookie season with 17 receptions for 225 yards... Selected with the 34th pick of the third round (98th overall) in the 2018 NFL Draft...Compiled 1,149 receiving yards and eight touchdowns in 41 collegiate games...Also returned punts and kicks for the Knights... Selected by the Texas Rangers in the third round of the 2010 MLB Draft as an outfield prospect...Hit 24 home runs and stole 42 bases in 321 minor league games before attending Central Florida.

89 JERELL ADAMS 6-5 254 3rd season South Carolina

Third-year pro entering his second season with the Texans after spending Weeks 6-17 of 2018 on the Texans practice squad...Spent the previous two seasons (2016-17) with the Giants, appearing in 29 games (three starts) and recording 24 catches for 214 yards (8.9 avg.) and a touchdown...Originally selected by the Giants in the sixth round (184th overall) of the 2016 NFL Draft...Played four seasons (2012-15) for the Gamecocks, totaling 66 receptions for 977 yards (14.8 avg.) and seven touchdowns in 47 career games.

OFFENSIVE LINE (9)

63 RODERICK JOHNSON 6-6 306 3rd season Florida State

Made his NFL debut and participated on special teams in 2018... Claimed off waivers by the Texans on June 20, 2018...Spent the 2017 season on the Reserve/Injured list as a member of the Cleveland Browns...Originally selected by the Browns in the fifth round of the 2017 NFL Draft...Earned All-America and first-team All-ACC recognition in 2015 and 2016 at Florida State.

64 SENIO KELEMETE 6-3 301 7th season Washington

Seventh-year pro entering his second season with the Texans...Started 15 games at left guard in 2018 as part of an offensive line that blocked for the eighth-best rushing total in the league...Spent five seasons (2013-17) with the Saints and one season prior with the Cardinals (2012)...Has played in 73 career games (26 starts)...Originally drafted by the Arizona Cardinals in the fifth round of the 2012 NFL Draft.

65 GREG MANCZ 6-4 302 5th season Toledo

Appeared in all 16 games (four starts) of 2018 and contributed in the Wild Card Round vs. Indianapolis...Started all 16 regular season games and both postseason contests in 2016, making him the only Texans lineman to start every game of the year...Has participated in 45 games (27 starts) with the Texans since entering the league...Signed by the Texans as a rookie free agent following the 2015 NFL Draft...Played four seasons (2011-14) at the University of Toledo and named second-team All-America by the Football Writers Association of America after his senior season in 2014.

66 NICK MARTIN 6-4 295 4th season Notre Dame

Started all 16 games at center for the first time in his career in 2018... Made his NFL debut and started 14 games at center in 2017...Placed on the Reserve/Injured list on Aug. 30 and missed the entire 2016 season...Selected by the Texans with the 19th pick in the second round (50th overall) of the 2016 NFL Draft...Played four seasons (2012-15) at the University of Notre Dame, appearing in 50 games (37 starts).

71 TYTUS HOWARD 6-6 311 Rookie Alabama State

Selected with the 23rd pick of the first round in the 2019 NFL Draft... Became the first offensive lineman drafted in the first round by the Texans since 2008...A three-year starter and three-year captain at Alabama State...Earned FCS First-Team All-America honors from HERO Sports during his senior season in 2018...Began his career as a walk-on tight end before transitioning to offensive line...Grew two inches and gained more than 100 pounds over the duration of his college career.

73 ZACH FULTON 6-5 321 6th season Tennessee

Entering his second season with the Texans...Started 13 regular season games in 2018...Started at right guard in the Wild Card game vs. Indianapolis in 2018...Has appeared in 76 career games with 59 starts... Originally selected by the Chiefs in the sixth round of the 2014 NFL Draft.

74 MAX SCHARPING 6-6 317 Rookie Northern-Illinois

Selected with the 23rd pick of the second round (55th overall) in the 2019 NFL Draft...Started every game of his four-year career at Northern Illinois after redshirting in 2014... Earned All-MAC honors at right tackle in 2016 and left tackle in 2017...Did not miss a snap during his senior season in 2018.

76 SEANTREL HENDERSON 6-7 351 6th season Miami (Fla.)

Started in the season opener in 2018 before being placed on the Reserve/Injured list for the remainder of the season...Signed by the Texans as an unrestricted free agent on March 15, 2018...Part of a Buffalo offensive unit that ranked sixth in the NFL in rushing yards per game in 2017...Originally selected by the Bills in the seventh round of the 2014 NFL Draft...Became the first seventh round draft pick to start all 16 games as a rookie since 2004 (Shane Olivea, San Diego).

78 LAREMY TUNSIL 6-5 313 4th season Mississippi

Traded to the Texans on Sept. 2, 2019...Started all 44 games he has played in since being drafted by the Miami Dolphins with the 13th overall pick in the 2016 NFL Draft out of Mississippi...Has allowed only 8.5 sacks in his entire NFL career (2016-19), including just 1.0 in 15 games last season...Named to the PFWA All-Rookie team in 2016 and started his only career postseason game that year...Two-time First-team All-SEC (2014, 2015) at Ole Miss.

PLAYER QUICK NOTES



SECONDARY (11)

20 JUSTIN REID 6-1 203 2nd season **Stanford**

Compiled 81 total tackles, 10 passes defended, one quarterback hit, two tackles for loss, one forced fumble, two fumble recoveries and seven special teams tackles in 16 games as a rookie in 2018...Finished tied for the team-lead with three interceptions, including one returned 101 yards for a touchdown, which tied for the second-longest interception return touchdown by a rookie in NFL history, trailing only Pete Barnum's 103-yard return in 1926...Selected by the Texans in the third round (68th overall) in the 2018 NFL Draft...Recorded 179 total tackles (105 solo), 20 passes defended, 10.5 tackles for loss, two interceptions, one fumble recovery and 1.0 sack in 39 career games played at Stanford.

21 BRADLEY ROBY 5-11 194 6th season **Ohio State**

Sixth-year pro entering his first season with the Texans after being signed as an unrestricted free agent in March 2019...Last season (2018), started a career-high 15 games for the Broncos...Amassed 235 total tackles (210 solo), 60 passes defended, seven interceptions, eight tackles for loss, seven forced fumbles, four fumble recoveries and two interceptions returned for touchdowns in 79 career games played (29 starts) with the Broncos from 2014-18...Has only missed one career game in five NFL seasons...Super Bowl 50 Champion...Originally selected by the Broncos with the 31st pick in the first round of the 2014 NFL Draft...Played four seasons for the Buckeyes and tallied 44 passes defended and eight interceptions, including two interceptions returned for touchdowns in his career.

22 AARON COLVIN 6-0 191 6th season **Oklahoma**

Sixth-year veteran returning for his second season with the Texans...Last season (2018), tallied 29 total tackles (22 solo), a career-high two fumble recoveries and one pass defended in 10 games...Spent the previous four seasons with the Jaguars...Part of a Jacksonville secondary in 2017 that ranked first in opponent completion percentage and opponent passing yards per game...Originally selected by Jaguars in the fourth round of the 2014 NFL Draft...Racked up 234 total tackles, 15 tackles for loss, 3.5 sacks, five interceptions, one forced fumble, three fumble recoveries and 23 passes defended in 50 games (36 starts) with the Sooners...First-team All-Big 12 and a Thorpe Award semifinalist.

24 JOHNATHAN JOSEPH 5-11 186 14th season **South Carolina**

Fourteen-year veteran entering into his ninth season with the Texans...Two-time Pro Bowl selection (2012, 2013)...Associated Press Second Team All-Pro (2011)...All-time leader in Texans history with 105 passes defended...Has recorded 16 interceptions since signing with the Texans, tied with S Kareem Jackson for the most in franchise history...Leads all active NFL cornerbacks in career total tackles with 699...Since he entered the NFL in 2006, leads all active players with 181 passes defended...One of three players to play in every postseason game in Texans history...Tied with Brian Cushing for the most career postseason tackles in Texans postseason history with 40...Owns 30 career interceptions, seven forced fumbles and six fumble recoveries in 186 career games (175 starts)...Recorded 58 total tackles (49 solo), 13 passes defended, two interceptions, including one returned for a touchdown and one tackle for loss in 14 regular season games in 2018...Signed by the Texans on July 29, 2011 and re-signed on June 18, 2015.

28 XAVIER CRAWFORD 5-11 187 Rookie **Central Michigan**

Selected with the 23rd pick of the sixth round (195th overall) in the 2019 NFL Draft...Spent three seasons at Oregon State (2015-17) before suffering a season-ending injury in 2017 and transferring to Central Michigan to finish his college career...Received Pac-12 All-Conference honorable mention accolades following his redshirt freshman season in 2016...Named First Team All-MAC after leading the conference with 12 passes defended during his senior season in 2018.

30 CORNELL ARMSTRONG 6-0 185 2nd season **Southern Miss**

Signed by the Texans on Sept. 2, 2019 after being waived by the Dolphins...Appeared in 15 games of his rookie season as a reserve cornerback for Miami...Finished the season with six solo tackles on defense and two solo tackles on special teams...Selected by the Dolphins in the sixth round (209th overall) of the 2018 NFL Draft...Spent four seasons (2014-17) at Southern Miss, playing in 47 games (40 starts)...Racked up 146 tackles (108 solo), two interceptions and nine passes defended over his collegiate career.

32 LONNIE JOHNSON JR. 6-2 213 Rookie **Kentucky**

Selected with the 22nd pick of the second round (54th overall) in the 2019 NFL Draft...Played two seasons at Kentucky after transferring from junior college...Appeared in 26 games (18 starts) at Kentucky and totaled 64 tackles, three tackles for loss, 1.0 sack, 12 passes defended, two blocked kicks, an interception and a forced fumble for the Wildcats...Played and roomed with Texans CB Derrick Baity Jr. at Kentucky.

33 A.J. MOORE JR. 5-11 200 2nd season **Mississippi**

Finished with a team-leading 11 special teams tackles in 16 games as a rookie in 2018...Originally signed by the Patriots as a college free agent following the 2018 Draft...Played four seasons at Mississippi (2014-17) and recorded 132 total tackles, 2.0 sacks, five passes defended, three fumble recoveries and two forced fumbles in 37 career games.

35 KEION CROSSEN 5-10 185 2nd season **Western Carolina**

Traded to the Texans from the Patriots on Aug. 31, 2019...Appeared in eleven games for the Patriots as a reserve cornerback, contributing mostly on special teams in 2018...Selected by the Patriots in the seventh round (243rd overall) of the 2018 NFL Draft...Played four seasons (2014-17) at Western Carolina University and appeared in 46 career games (23 starts)...Also competed in track & field at Western Carolina.

37 JAHLEEL ADDAE 5-10 195 7th season **Central Michigan**

Seventh-year pro entering his first season with the Texans after being signed as a free agent in May 2019...Spent the last six seasons (2013-18) with the Chargers, racking up 361 tackles (283 solo), 4.5 sacks, 15.5 tackles for loss, two interceptions, two forced fumbles and three fumble recoveries in 80 games (59 starts)...Only the second undrafted player in Chargers history to surpass 300 career tackles (LB Stephen Cooper)...Originally entered the league as a college free agent with the Chargers.

39 TASHAUN GIPSON SR. 5-11 212 8th season **Wyoming**

Eighth-year veteran entering his first season with the Texans after being signed as a free agent in March 2019...One of five safeties to record at least 20 interceptions since entering the NFL in 2012...Last season, started all 16 games for the Jaguars and recorded 54 total tackles (44 solo), one interception, seven passes defended, one tackle for loss and one quarterback hit...Selected to the 2014 Pro Bowl after ranking second in the NFL with six interceptions in 2014...Led the AFC in interceptions in back-to-back seasons (2013-14)...Initially entered the league with the Browns as a college free agent in 2012...Played four seasons at Wyoming (2008-11) and started all 50 games of his collegiate career.

PLAYER QUICK NOTES

LINEBACKERS (8)

41 ZACH CUNNINGHAM 6-3 238 3rd season Vanderbilt

Finished 2018 tied for first in the NFL among second-year linebackers and tied for the team lead with a career-high 105 tackles (73 solo) and added five passes defended, one interception returned for a touchdown, three tackles for loss, two forced fumbles and one fumble recovery...Finished tied for second among all NFL rookies in total tackles in 2017...First player in franchise history to record 80 total tackles and eight special teams tackles in a single season...Drafted 57th overall in the 2017 NFL Draft...Two-time first-team All-SEC selection (2015-16) and the first-ever Vanderbilt player to earn consensus first-team All-America honors (2016).

51 DYLAN COLE 6-0 237 3rd season Missouri State

Last season (2018), appeared in eight games and finished the season with 13 tackles (all solo), one tackle for loss and three passes defended...In 2017, became the first rookie to record an interception for a touchdown in franchise history in 2017... Was also the only college free agent in the NFL with a pick-six in 2017 and the first rookie college free agent linebacker with an interception returned for a touchdown since Chase Blackburn did it for the Giants in 2005...Signed with the Texans as a college free agent following the 2017 NFL Draft.

52 BARKEVIOUS MINGO 6-5 235 7th season LSU

Traded to the Texans from Seattle on Sept. 2, 2019...Compiled 181 total tackles (128 solo), 10.0 sacks, one interception, 29 quarterback hits, 21 tackles for loss, 14 passes defended, five forced fumbles, five fumble recoveries and 33 special teams tackles in 94 games played (36 starts) with the Browns (2013-15), Patriots (2016), Colts (2017) and Seahawks (2018)...Has appeared in four postseason games and won Super Bowl LI with the Patriots in 2017...Drafted by the Browns with the sixth overall pick in the 2013 NFL Draft out of LSU...Amassed 199 tackles, 15.0 sacks, 27 quarterback hurries and 11 passes defended over three seasons (2010-13) at LSU.

54 JACOB MARTIN 6-2 242 2nd season Temple

Traded to the Texans from Seattle on Sept. 2, 2019...Appeared in all 16 games as a rookie for the Seahawks in 2016 after Seattle drafted him with the 12th pick in the sixth round (186th overall) in the 2018 NFL Draft out of Temple...Recorded 3.0 sacks, eight quarterback hits, two tackles for loss, two forced fumbles and two fumble recoveries while also notching four special teams tackles...Racked up 80 tackles (42 solo), 17.5 tackles for loss, 11.5 sacks, two passes defended, two forced fumbles, and four fumble recoveries (one returned for a touchdown) over his collegiate career.

55 BENARDRICK MCKINNEY 6-4 257 5th season Mississippi State

Started all 16 games in 2018 and tied for the team lead with 105 total tackles, helping him to earn his first-career Pro Bowl selection... Added 1.5 sacks, a career-high seven passes defended, five tackles for loss, five quarterback hits and one forced fumble... Finished sixth in the league in total tackles among all players with 3.0-or-more sacks in 2017...Ranked 11th in the NFL in tackles with a team-leading and career-high 129 in 2016...Compiled the eighth-most tackles in a single season in team history in 2016...Named Associated Press Second Team All-Pro in 2016...Became the only player in the NFL and second player in franchise history with at least 100 tackles and 5.0 sacks in a season in 2016...Signed a contract extension on June 14, 2018...Drafted by the Texans in the second round (43rd overall) in 2015.

57 BRENNAN SCARLETT 6-4 263 4th season Stanford


Last season (2018), recorded 12 total tackles, two quarterback hits, three passes defended and notched the first interception of his career and his first forced fumble...Has appeared in 30 games (eight starts) over his three seasons with the Texans...Also established himself as a key figure on special teams as he has recorded 12 tackles and one fumble recovery on special teams since 2016...Signed by the Texans as a college free agent following the 2016 NFL Draft...Joined Stanford as the program's first-ever graduate transfer after playing three seasons at the University of California, Berkeley (2011-12; 14).

58 PETER KALAMBAYI 6-3 254 2nd season Stanford

Appeared in 15 games as a rookie in 2018, totaling five tackles on defense and eight special teams tackles...Selected by the Texans in the sixth round of the 2018 NFL Draft...Played four seasons at Stanford where he was a two-year captain and racked up 190 tackles, 18.5 sacks, 28 tackles for loss, eight pass breakups, two forced fumbles and an interception in 54 career games.

59 WHITNEY MERCILUS 6-4 258 8th season Illinois

Named Associated Press Second Team All-Pro in 2016...Ranks third in franchise history with 42.5 sacks...Franchise postseason sack leader with 6.0...Has 10 career games with 2.0-or-more sacks...Became the first player in franchise history and the fifth player in the NFL since 1982 to post two games with 3.5-or-more sacks in a season in 2015... Recorded the most sacks (3.0) in a postseason game in Texans history (Wild Card Game vs. Kansas City 1/9/16)...Tied the franchise rookie record with 6.0 sacks in 2012...Has played in 99 games (72 starts) with the Texans and has amassed 267 tackles, 54 tackles for loss, 42.5 sacks, 89 quarterback hits, nine forced fumbles, six fumble recoveries and four passes defended since entering the league in 2012...Resigned with the Texans on May 5, 2015...2012 first-round pick.



PLAYER QUICK NOTES

DEFENSIVE LINE (6)

91 CARLOS WATKINS 6-3 297 3rd season Clemson

Has appeared in 16 games (six starts) in his two seasons in the league and has recorded 24 tackles, four tackles for loss, one sack, one quarterback hit and one pass defended...Selected in the fourth round (142nd overall) of the 2017 NFL Draft...Was a two-time first-team All-ACC selection and a second-team AP All-American in 2016...Had 191 total tackles, 26 tackles for loss and 14.0 sacks over 53 games (30 starts) from 2012-16...His 10.5 sacks in 2016 are the most ever by a Clemson defensive tackle...Started on the 2016 Clemson national championship team...Played and roomed with DE/NT D.J. Reader.

92 BRANDON DUNN 6-2 310 4th season Louisville

Entering his fourth season with the Texans...Tallied 24 total tackles (13 solo), a career-high four tackles for loss and one forced fumble in 14 games with a career-high 10 starts in 2018...Has appeared in 47 games (18 starts) and has racked up 63 tackles (39 solo), seven tackles for loss, two quarterback hits, one forced fumble, one fumble recovery and one pass defended since entering the league in 2014...Originally signed by the Bears as a college free agent following the 2014 NFL Draft.

94 CHARLES OMENIHU 6-5 280 Rookie Texas

Selected with the 23rd pick of the fifth round (161st overall) in the 2019 NFL Draft...Appeared in 51 games (33 starts) over four seasons at the University of Texas and totaled 99 tackles (68 solo), 29.5 tackles for loss, 17.0 sacks, 12 quarterback hurries, three forced fumbles and one fumble recovery...Awarded Big 12 Defensive lineman of the Year and named first team All-Big 12 after his senior season in 2018.

97 ANGELO BLACKSON 6-4 319 5th season Auburn

Fifth-year pro entering his third season with the Texans...Re-signed by the Texans on March 11, 2019...Played in all 16 games (four starts) of 2018 and posted career highs in tackles (24), passes defended (three) and fumble recoveries (one)...Has played in 54 games (six starts) over his four-year career with the Titans and Texans...Originally selected by Tennessee with the first pick of the fourth round in the 2015 NFL Draft...Appeared in 52 games with the Tigers, recording 65 total tackles 4.5 sacks, three forced fumbles, one fumble recovery and two passes defended.

98 D.J. READER 6-3 347 4th season Clemson

Has racked up 102 tackles, 10 tackles for loss, 4.0 sacks, 11 quarterback hits and one pass defended in his three seasons with the Texans...Ranked second among all NFL nose tackles in total tackles in 2017...Appeared in all 16 games with seven starts as rookie in 2016...Selected by the Texans with the 27th pick in the fifth round (166th overall) of the 2016 NFL Draft...Played four seasons at Clemson (2012-15), recording 145 total tackles, nine tackles for loss and 5.0 sacks...Played and roomed with Texans DE Carlos Watkins while at Clemson.

99 J.J. WATT 6-5 288 9th season Wisconsin

Five-time Pro Bowl selection (2012-15, 2018) and 2014 Pro Bowl Captain...Five-time Associated Press First-Team All-Pro (2012-15, 2018)...Three-time Associated Press and PFWA NFL Defensive Player of the Year (2012, 2014, 2015)...Honored as the 2017 Walter Payton Man of the Year and the 2017 Sports Illustrated Person of the Year after raising more than \$37 million for Hurricane Harvey relief for Houston...Last season (2018), Became the second-fastest NFL player (only behind Hall of Fame DE Reggie White) to reach 80.0 career sacks, doing so in his 92nd career game...Has now recorded four career 15.0-sack seasons (2012, 2014, 2015, 2018), which is the second-most in the NFL since 1982, behind DE Reggie White...Owns the four highest single-season sack totals in team history (2012, 2014, 2015, 2018)...First defensive lineman since 1944 with five touchdowns in a season (2014)...Fourth player in NFL history with an interception return, fumble recovery and receiving touchdowns in the same season...Has amassed 455 tackles (358 solo), 152 tackles for loss (leads the NFL since 2011), 92.0 sacks, 244 quarterback hits (leads the NFL since 2011), one interception (returned for a touchdown), 51 passes defended, 22 forced fumbles and 13 fumble recoveries since entering the league in 2011...The 11th overall pick in 2011.

SPECIALISTS (3)

7 KA'IMI FAIRBAIRN (K) 6-0 183 4th season UCLA

Set franchise records and led the NFL in points scored (150) and field goals made (37) in 2018...Connected on his final 15 field goal attempts of the season...Became the first NFL kicker since 2000 to hit game-winning field goals in overtime in consecutive games...Made 11 straight field goal attempts to start the 2017 season, the most consecutive field goals made to start a Texans career in franchise history...Produced 92 points in 2017, which is the most by a first-year player in Texans history and the third-most by a rookie...Missed the entire 2016 season due to injury...Signed by the Texans as a college free agent on May 5, 2016...Played four seasons at UCLA (2012-15) and was the winner of the Lou Groza Award in 2015.

8 TREVOR DANIEL (P) 6-1 231 2nd season Tennessee

Punted 74 times for 3,237 yards (43.7 avg.) as a rookie in 2018 and ranked fourth in the NFL with 36 punts pinned inside the 20-yard line...Recorded the longest punt by a rookie AFC punter in the 2018 season (61 yards)...Joined the Texans as a college free agent following the 2018 NFL Draft...Played four seasons at Tennessee (2014-17) and set a career program record for punting average (45.9)...Led the SEC in punts inside the 20 with 22 as a senior in 2017.

46 JON WEEKS (LS) 5-10 242 10th season Baylor

Has handled 1,367 extra point, field goal and punt snaps and has contributed with 23 special teams tackles over nine seasons with the team...Named to the 2015 Pro Bowl...Has played in every game since 2010 and is tied for second in Texans history with 144 career games played...His streak of 144 consecutive regular season games played is the longest streak in Texans history...One of three players to play in every postseason game in Texans history...Signed a contract extension with the Texans on Sept. 8, 2015...Originally signed by the Texans in 2010 and made the roster out of training camp.



2018 TEXANS REGULAR SEASON OFFENSIVE STATISTICS

HOUSTON TEXANS / REGULAR SEASON WEEK 17 / THROUGH SUNDAY, DECEMBER 30, 2018

WON 11, LOST 5				BILL O'BRIEN (16 GAMES)	
09/09	L	20-27	at New England	65,878	
09/16	L	17-20	at Tennessee	62,372	
09/23	L	22-27	N.Y. Giants	71,838	
09/30	W	37-34	at Indianapolis	57,716	
10/07	W	19-16	Dallas	72,008	
10/14	W	20-13	Buffalo	71,638	
10/21	W	20-7	at Jacksonville	66,534	
10/25	W	42-23	Miami	71,726	
11/04	W	19-17	at Denver	76,270	
11/18	W	23-21	at Washington	61,593	
11/26	W	34-17	Tennessee	71,826	
12/02	W	29-13	Cleveland	71,741	
12/09	L	21-24	Indianapolis	71,814	
12/15	W	29-22	at N.Y. Jets	77,982	
12/23	L	30-32	at Philadelphia	69,696	
12/30	W	20-3	Jacksonville	71,848	

2018 TEAM STATISTICS			HOU	OPP.
FIRST DOWNS				
			333	298
Rushing			94	76
Passing			202	200
Penalty			37	22
Third Down-Made/Att			77/208	91/227
Third Down Efficiency			37.0%	40.1%
Fourth Down-Made/Att			8/12	12/20
TOTAL NET YARDS				
			5,802	5,490
Avg. Per Game			362.6	343.1
Total Plays			1,040	1,022
Avg. Per Play			5.6	5.4
NET YARDS RUSHING				
			2,021	1,323
Avg. Per Game			126.3	82.7
Total Rushes			472	385
Avg. Per Rush			4.3	3.4
NET YARDS PASSING				
			3,781	4,167
Avg. Per Game			236.3	260.4
Sacked/Yards Lost			62/384	43/310
Gross Yards			4,165	4,477
Attempts/Completions			506/345	594/385
Pct. of Completion			68.2%	64.8%
Had Intercepted			9	15
PUNTS/AVERAGE				
			74/43.7	80/46.7
Net Punting Average			39.1	40.3
PUNT RETURN/AVG.				
			38/8.6	32/7.5
KICKOFF RETURN/AVG.				
			20/24.4	33/20.7
INTERCEPTION RETURN/AVG.				
			15/16.8	9/2.7
PENALTIES/YARDS				
			105/787	117/945
FUMBLES/BALL LOST				
			19/7	26/14
TOUCHDOWNS				
			42	36
Rushing			12	8
Passing			26	28
Returns			4	0
EXTRA POINTS/ATTEMPTS				
			39/42	30/36
TWO POINT CONVERSION/ATTEMPTS				
			0/1	1/4
FIELD GOALS/ATTEMPTS				
			37/42	23/26
AVG. TIME OF POSSESSION				
			30:47	30:22

SCORE BY PERIODS							
	Q1	Q2	Q3	Q4	OT	PTS	
Texans	87	136	60	110	9	402	
OPPONENTS	74	76	91	72	3	316	

SCORING										
	TD	RU	PA	RT	K-PAT	FG	2PT	S	PTS	
K. Fairbairn	0	0	0	0	39/41	37/42	0	0	150	
D. Hopkins	11	0	11	0	0/0	0/0	0	0	66	
L. Miller	6	5	1	0	0/0	0/0	0	0	36	
D. Watson	5	5	0	0	0/0	0/0	0	0	30	
W. Fuller V	4	0	4	0	0/0	0/0	0	0	24	
J. Thomas	4	0	4	0	0/0	0/0	0	0	24	
A. Blue	2	2	0	0	0/0	0/0	0	0	12	
D. Thomas	2	0	2	0	0/0	0/0	0	0	12	
J. Clowney	1	0	0	1	0/0	0/0	0	0	6	
K. Coutee	1	0	1	0	0/0	0/0	0	0	6	
Z. Cunningham	1	0	0	1	0/0	0/0	0	0	6	
B. Ellington	1	0	1	0	0/0	0/0	0	0	6	
D. Foreman	1	0	1	0	0/0	0/0	0	0	6	
J. Joseph	1	0	0	1	0/0	0/0	0	0	6	
J. Reid	1	0	0	1	0/0	0/0	0	0	6	
V. Smith	1	0	1	0	0/0	0/0	0	0	6	
TEXANS	42	12	26	4	39/41	37/42	0	0	402	
OPPONENTS	36	8	28	0	29/32	23/26	1	0	316	

SACKS: J. Watt 16.0, J. Clowney 9.0, W. Mercilus 4.0, C. Covington 3.5, T. Mathieu 3.0, D. Reader 2.0, B. McKinney 1.5, K. Jackson 1.0, D. Ejirofor 1.0, C. Watkins 1.0, A. Blackson 1.0, TM 43.0, **OPP** 62.0 **FUM/LOST:** D. Watson 9/3, D. Carter 4/1, D. Hopkins 2/2, L. Miller 1/1, N. Martin 1/0, T. Ervin 1/0, D. Foreman 1/0, **TM** 19/7, **OPP** 27/15

PASSING												
	ATT	CMP	YDS	CMP%	YDS/ATT	TD	TD%	INT	INT%	LONG	SACK/	RATING
D. Watson	505	345	4,165	68.3	8.2	26	5.1	9	1.8	73t	62/	103.1
D. Hopkins	1	0	0	0.0	0.0	0	0.0	0	0.0	0	0/	39.6
TEXANS	506	345	4,165	68.2	8.2	26	5.1	9	1.8	73t	62/	102.9
OPPONENTS	594	385	4,477	64.8	7.5	28	4.7	15	2.5	83t	43/	92.7

RUSHING					
	NO.	YDS	AVG	LONG	TD
L. Miller	210	973	4.6	97t	5
D. Watson	99	551	5.6	34	5
A. Blue	150	499	3.3	17	2
D. Carter	1	7	7.0	7	0
K. Coutee	3	0	0.0	3	0
D. Foreman	7	-1	-0.1	2	0
B. Weeden	1	-1	-1.0	-1	0
D. Hopkins	1	-7	-7.0	-7	0
TEXANS	472	2,021	4.3	97t	12
OPPONENTS	385	1,323	3.4	39	8

RECEIVING					
	TAR	NO.	YDS	AVG	LONG
D. Hopkins	163	115	1,572	13.7	49t
W. Fuller V	45	32	503	15.7	73t
R. Griffin	43	24	305	12.7	47
K. Coutee	41	28	287	10.3	40
D. Thomas	33	23	275	12.0	31
J. Akins	25	17	225	13.2	28
J. Thomas	27	20	215	10.8	39
D. Carter	23	20	195	9.8	50
L. Miller	35	25	163	6.5	16
A. Blue	27	20	154	7.7	28
B. Ellington	12	8	92	11.5	23
V. Smith	10	5	91	18.2	35t
T. Ervin	3	3	35	11.7	19
D. Foreman	2	2	28	14.0	20t
J. Webb III	3	2	13	6.5	7
S. Coates Jr.	2	1	12	12.0	12
TEXANS	494	345	4,165	12.1	73t
OPPONENTS	558	385	4,477	11.6	83t

INTERCEPTIONS					
	NO.	YDS	AVG	LONG	TD
J. Reid	3	128	42.7	101t	1
A. Hal	3	2	0.7	2	0
J. Joseph	2	46	23.0	28t	1
K. Jackson	2	24	12.0	13	0
T. Mathieu	2	6	3.0	6	0
Z. Cunningham	1	38	38.0	38t	1
B. Scarlett	1	8	8.0	8	0
B. McKinney	1	0	0.0	0	0
TEXANS	15	252	16.8	101t	3
OPPONENTS	9	24	2.7	15	0

PUNTING							
	NO.	YDS	AVG	NET	TB	IN	LG
T. Daniel	74	3,237	43.7	39.1	5	36	61
TEXANS	74	3,237	43.7	39.1	5	36	61
OPPONENTS	80	3,732	46.7	40.3	7	24	62

PUNT RETURNS					
	RET	FC	YDS	AVG	LONG
T. Ervin	21	7	175	8.3	27
D. Carter	16	8	146	9.1	30
T. Mathieu	1	1	6	6.0	6
TEXANS	38	16	327	8.6	30
OPPONENTS	32	23	240	7.5	26

KICKOFF RETURNS					
	NO.	YDS	AVG	LONG	TD
T. Ervin	10	253	25.3	36	0
D. Carter	9	221	24.6	30	0
A. Blue	1	13	13.0	13	0
TEXANS	20	487	24.4	36	0
OPPONENTS	33	682	20.7	40	0

FIELD GOALS					
	1-19	20-29	30-39	40-49	50+
K. Fairbairn	1/1	9/9	11/11	12/15	4/6
TEXANS	1/1	9/9	11/11	12/15	4/6
OPPONENTS	0/0	4/4	7/7	10/10	2/5

K. Fairbairn (42G, 36G) (54SH, 34G) (23G, 28G, 54G) (40G, 59WR, 29G, 37G) (48WL, 20G, 21G, 19G, 36G) (33G, 27G) (44G, 48G) (-) (48G, 37G) (23G, 44WL, 33G, 54G, 45WR) (43G, 47G) (35G, 42G, 48G, 53G, 38G) (-) (41G, 32G, 53G, 49G, 40G) (30G) (23G, 24G) **OPP:** (25G, 47G, 35G, 28G) (42G, 44G) (54G, 42G, 31G) (31G) (63SH) (44G, 62WR, 51WR) (37G, 41G, 46G) (23G, 52G) (27G, 43G, 48G) (44G, 30G) (39G, 35G)

2-Pt Conv: TM 0-1 **OPP** 1-4

2018 TEXANS REGULAR SEASON DEFENSIVE STATISTICS

2018 REGULAR SEASON HOUSTON TEXANS DEFENSIVE STATS
(THROUGH WEEK 17)

PLAYER	SOLO	ASST.	TOTAL	TFL	SACKS/YDS.	QBH	FR	FF	INT./YDS.	PD
Cunningham, Zach	73	32	105	3	0.0	2	0	2	1	5
McKinney, Benardrick	63	42	105	5	1.5	5	0	1	1	7
Mathieu, Tyrann	70	19	89	5	3.0	4	1	0	2	8
Jackson, Kareem	70	17	87	5	1.0	1	1	2	2	17
Reid, Justin	64	17	81	2	0.0	1	2	1	3	10
Watt, J.J.	47	14	61	18	16.0	25	0	7	0	4
Joseph, Johnathan	49	9	58	1	0.0	0	0	0	2	13
Clowney, Jadeveon	38	9	47	16	9.0	21	3	1	0	1
Mercilus, Whitney	22	17	39	5	4.0	14	0	2	0	0
Reader, D.J.	23	10	33	5	2.0	3	0	0	0	0
Wright, Shareece	25	7	32	3	0.0	0	0	0	0	5
Colvin, Aaron	22	7	29	0	0.0	0	2	0	0	1
Blackson, Angelo	18	6	24	1	1.0	2	1	0	0	3
Dunn, Brandon	13	11	24	4	0.0	0	0	1	0	0
Covington, Christian	8	7	15	4	3.5	8	0	0	0	0
Cole, Dylan	13	0	13	1	0.0	0	0	0	0	3
Scarlett, Brennan	8	4	12	0	0.0	2	0	1	1	3
Hal, Andre	5	6	11	0	0.0	0	0	0	3	5
Ejiofor, Duke	6	2	8	1	1.0	2	1	0	0	2
Peters, Brian	3	4	7	0	0.0	0	0	0	0	0
Jamerson, Natrell	5	0	5	0	0.0	0	0	0	0	1
Kalambayi, Peter	1	4	5	0	0.0	0	0	0	0	0
Burton, Deante	4	0	4	0	0.0	0	0	1	0	0
Tyson, Mike	2	2	4	0	0.0	0	0	0	0	1
Johnson, Kevin	1	3	4	0	0.0	0	0	0	0	0
Keyes, Josh	2	1	3	0	0.0	1	0	0	0	0
Watkins, Carlos	2	1	3	1	1.0	1	0	0	0	0
Heath, Joel	2	0	2	0	0.0	0	0	0	0	0
Webster, Kayvon	1	0	1	0	0.0	0	0	0	0	0
Bademosi, Johnson	0	1	1	0	0.0	0	0	0	0	0
Hopkins, DeAndre	0	0	0	0	0.0	0	0	0	0	1
TEXANS TOTALS	660	252	912	80	43.0/311	92	11	19	15/252	90
OPP. TOTALS	665	354	1019	91	62.0/388	133	6	10	9/24	49

TFL=Tackle, Asst=Assist, Total=Combined, TFL=Tackle for a Loss, QBH=Quarterback Hits, Int=Interception, PD=Pass Defense, FF=Forced Fumble, FR=Fumble Recovery

2018 TEXANS SPECIAL TEAMS			
PLAYER	TKL.	AST.	COMB
Moore Jr., A.J.	7	4	11
Bademosi, Johnson	7	2	9
Howell, Buddy	7	2	9
Kalambayi, Peter	6	2	8
Reid, Justin	6	1	7
Scarlett, Brennan	4	2	6
Coates Jr., Sammie	1	3	4
Webb III, Joe	3	0	3
Adams, Tyrell	1	2	3
Hal, Andre	1	1	2
Jamerson, Natrell	1	1	2
Keyes, Josh	1	1	2
Peters, Brian	1	1	2
Cunningham, Zach	0	2	2
Blue, Alfred	1	0	1
Fairbairn, Ka'imi	1	0	1
Tyson, Mike	1	0	1
Ejiofor, Duke	0	1	1
Weeks, Jon	0	1	1
TOTALS	49	26	75

DEFENSIVE STATS BY RANK									
SACKS		INTERCEPTIONS		TACKLES FOR LOSS		PASSES DEFENSED		QUARTERBACK HITS	
PLAYER	NO.	PLAYER	NO.	PLAYER	NO.	PLAYER	NO.	PLAYER	NO.
J. Watt	16.0	A. Hal	3	J. Watt	18	K. Jackson	17	J. Watt	25
J. Clowney	9.0	J. Reid	3	J. Clowney	16	J. Joseph	13	J. Clowney	21
W. Mercilus	4.0	K. Jackson	2	K. Jackson	5	J. Reid	10	W. Mercilus	14
C. Covington	3.5	J. Joseph	2	T. Mathieu	5	T. Mathieu	8	C. Covington	8
T. Mathieu	3.0	T. Mathieu	2	B. McKinney	5	B. McKinney	7	B. McKinney	5
D. Reader	2.0	Z. Cunningham	1	W. Mercilus	5	Z. Cunningham	5	T. Mathieu	4
B. McKinney	1.5	B. McKinney	1	D. Reader	5	A. Hal	5	D. Reader	3
A. Blackson	1.0	B. Scarlett	1	C. Covington	4	S. Wright	5	A. Blackson	2
D. Ejiofor	1.0			B. Dunn	4	J. Watt	4	Z. Cunningham	2
K. Jackson	1.0			Z. Cunningham	3	A. Blackson	3	D. Ejiofor	2
C. Watkins	1.0			S. Wright	3	D. Cole	3	B. Scarlett	2
				J. Reid	2	B. Scarlett	3	K. Jackson	1
				A. Blackson	1	D. Ejiofor	2	J. Keyes	1
				D. Cole	1	J. Clowney	1	J. Reid	1
				D. Ejiofor	1	A. Colvin	1	C. Watkins	1
				J. Joseph	1	D. Hopkins	1		
				C. Watkins	1	N. Jamerson	1		
						M. Tyson	1		

TEXANS TV & RADIO INFORMATION

NETWORK TV

Network	Show	Show Day	Show Time
KTRK	Inside The Game	Sunday	10:35 p.m.
KTRK	Texans Extra Points	Saturday	6:30 - 7 p.m.
KTRK	Texans Buzz	Saturday	11 - 11:30 p.m.
KPRC	Texans Gameday	Sunday	8:30 - 9 a.m.
Telemundo	Primero y Diez	Sunday	11 - 11:30 p.m.

TEXANS RADIO

Network	Show	Show Day	Show Time
SportsRadio 610	Texans Monday	Monday	8 - 10 a.m.
SportsRadio 610	Bill O'Brien Show	Monday	5 - 6 p.m.
SportsRadio 610	Texans All Access	Monday – Friday	6 - 8 p.m. (Except for Mon & Thu due to MNF & TNF)
SportsRadio 610	Fuddruckers Texans		
	Players Show	Tuesday	6 - 7 p.m.
SportsRadio 610	Texans Replay w/ John Harris		Tuesday 8 - 9 p.m.
SportsRadio 610	Texans Countdown	Gameday	3 Hours prior to Kickoff
SportsRadio 610	Texans Gameday	Gameday	In-Game
SportsRadio 610	Texans Post Game	Gameday	3 Hours following each game

TEXANS SPANISH RADIO

Network	Show	Show Day	Show Time
Mega 101.1 FM	Texans Pre-Game	Gameday	30 minutes prior to Kickoff
Mega 101.1 FM	Texans Gameday	Gameday	In-Game
Mega 101.1 FM	Texans Post Game	Gameday	Half Hour following each game

TEXANS DIGITAL TV

Website	Show	Show Day	Show Time
HoustonTexans.com	Texans Unlimited	Gameday	45 minutes prior to Kickoff

TEXANS RADIO & PRESEASON TV AFFILIATES

TEXANS 2019 RADIO AFFILIATES

City	Channel	Station
Abilene, TX	92.5 FM	KMWX
Alpine, TX	1240 AM	KVLF
Amarillo, TX	940 AM	KIXZ
Austin, TX	1300 AM	KVET
Beaumont, TX	1450/1510 AM	KIKR/KBED
Big Spring, TX	1400 AM	KBYG
Brenham, TX	1280 AM	KWHI
Bryan, TX	1150 AM	KZNE
Carthage, TX	1590 AM	KGAS
Corpus Christi, TX	1230 AM	KSIX
Crockett, TX	93.5 FM	KBPC
El Campo, TX	1390 AM	KULP
Fredericksburg/Kerrville, TX	107.9 FM	KFAN
Henderson, TX	1470 AM	KWRD
Houston, TX	610 AM/100.3 FM	KILT-AM/FM
Liberty, TX	99.9 FM	KSHN
Livingston, TX	92.3 FM	KETX
Lubbock, TX	98.1 FM	KKCL
Lufkin, TX	1260 AM	KSML
Marshall, TX	1450 AM/103.9 FM	KMHT
McAllen, TX	710 AM	KBUC
Nacogdoches, TX	1260 AM	KSML
Orange, TX	1600 AM	KOGT
Plainview, TX	103.9 FM	KRIA
San Angelo, TX	1260 AM	KKSA
San Antonio, TX	760 AM	KTKR
Shreveport, LA	1130 AM	KWKH
Texarkana, TX	94.1 FM	KTRG
Tyler, TX	1410 AM	KLVQ
Victoria, TX	106.9 FM	KLUB
Waco, TX	101.3 FM	KLRK

TEXANS 2019 TV AFFILIATES

City	Channel	Station
Houston, TX	13	KTRK (ABC)
Abilene, TX	15	KXVA (FOX)
Austin, TX	24	KVUE (ABC)
Beaumont, TX	6	KFDM (CBS)
Bryan/College Station, TX	23	KAGS (NBC)
Corpus Christi, TX	10	KZTV (CBS)
El Paso, TX	4	KDBC (CBS)
Harlingen, TX	4	KGBT (CBS)
Midland/Odessa, TX	24	KPEJ (FOX)
San Angelo, TX	6	KIDY (FOX)
San Antonio, TX	4	WOAI (NBC)
Tyler, TX	56	KETK (NBC)
Victoria, TX	33	KQZY (Ind.)
Waco, TX	6	KCEN (NBC)

TEXANS 2019 SPANISH RADIO AFFILIATES

City	Channel	Station
El Paso, TX / Cd. Juarez	970 AM	XEJ-AM
Guadalajara	700 AM	XEDKR-AM
Mexico City	690 AM	XEN-AM
Monterrey	1540 AM	XESTN-AM
San Antonio, TX	103.1 FM	KHHL-FM

TEXANS TV & RADIO INFORMATION



Marc Vandermeer
Play-By-Play



Andre Ware
Analyst



John Harris
Sideline Reporter

SportsRadio 610 and 100.3 KILT-FM (Entercom Communications) have been the flagship stations of Texans game broadcasts since 2002. Beginning in 2012, the Texans contribute year-round ancillary programming on SportsRadio 610 and help produce nine hours of gameday coverage during the season.

The Texans Radio Network broadcast team of Marc Vandermeer and Andre Ware will continue to provide play-by-play and game analysis as they have done for the past 17 years. John Harris begins his sixth season handling sideline reporting duties, contributing to various Texans Radio and TV shows and writing for HoustonTexans.com. Harris also contributes to The Washington Post and has previously hosted national shows for Yahoo! Sports Radio.

Texans fans are guaranteed 14 hours of dedicated Texans programming every week during football season, including in excess of five hours on Mondays as part of 'Texans Monday', a two-hour 'Texans All Access' show every weeknight from 6-8 p.m. on SportsRadio 610 and streaming online at TexansRadio.com and via the Texans app for a variety of mobile devices.

Texans Radio on SportsRadio 610 is the best place to find team information on the airwaves. Exclusive shows with Head Coach Bill O'Brien (Mondays at 5 p.m.) and a player (Tuesdays at 6 p.m.) have drawn record ratings. Texans Radio also broadcasts a 60-minute condensed version of every game on Tuesdays from 8-9 p.m. on SportsRadio 610 called 'Texans Replay.' Additionally, 'Texans All Access' airs from 6-7 p.m. on weekdays throughout the offseason.

Texans Radio also exclusively airs Houston Texans NFL Draft coverage, with 16 hours of live on-site coverage from NRG Stadium throughout the draft, and of Houston Texans Training Camp, with daily broadcasts from the Houston Methodist Training Center throughout training camp.

TEXANS SPANISH-LANGUAGE RADIO



Enrique Vasquez
Play-By-Play



Gustavo Rangel
Color Analyst

Mega 101 FM kicks off its third season as the flagship Spanish-language radio broadcaster of the Houston Texans and is the home of 'The Texans Show' on Tuesdays at 6 p.m. during the season.

Enrique Vasquez is in his 18th season on the Texans Spanish radio broadcast and will serve as the play-by-play for the sixth straight season. Vasquez had served on the broadcast as color commentator since the team's inaugural season in 2002.

Vasquez began his career in sports radio and television in 1992 as a color analyst on the Houston Oilers Spanish Radio broadcast where he remained through the 1995 season. He has handled play-by-play duties for Fox Sports America on the network's international coverage of the NFL game of the week as well as Super Bowl XXXI and XXXII.

From 1998-2001, Vasquez served as play-by-play announcer on the Dallas Cowboys Spanish radio broadcast on select preseason game broadcasts as well as color commentator during the 2000 and 2001 seasons. He is also a regular contributor on HoustonTexans.com in both English and Spanish.

Gustavo Rangel begins his sixth season as color analyst for the Texans Radio Spanish broadcasts. Rangel is the chief editor at La Prensa de Houston and was previously a television reporter for Multimedios. He started as a sideline reporter with the Texans in the team's first two seasons in Houston and has covered every season of Texans football since then.

UPCOMING 2019-20 NFL IMPORTANT DATES

SEPTEMBER

- 2-7 In accordance with the Personnel (Injury) Report Policy, each club is required to file a Practice Report with the NFL Communications department by 4:00 p.m., New York time, (or as soon as possible after the completion of practice) every Wednesday, Thursday and Friday for a regular season Sunday game; Monday, Tuesday, and Wednesday for a Thursday game; Thursday, Friday, and Saturday for a Monday game; and Tuesday, Wednesday, and Thursday for a Saturday game. Each club must also file a weekly regular season Game Status Report with the NFL Communications department by 4:00 p.m., New York time (or as soon as possible after the completion of practice) on Wednesday for a Thursday game, Friday for a Sunday game, Saturday for a Monday game, and Thursday for a Saturday game. An update must be reported if there is any change in a player's condition after the initial Game Status Report is filed. At 12:00 a.m., New York time, the Top 51 Rule expires for all NFL clubs.
- 5, 8-9 Regular Season Week 1.
- 24 Beginning on the Tuesday following the third weekend of regular season games, the claiming priority is based on the inverse order of the standing of clubs in the current season's games.

OCTOBER

- 6 NFL London Series, Chicago Bears vs. Oakland Raiders, Tottenham Hotspur Stadium.
- 13 NFL London Series, Carolina Panthers vs. Tampa Bay Buccaneers, Tottenham Hotspur Stadium.
- Mid-Oct. Beginning on the sixth calendar day prior to a club's seventh regular season game (including any bye week) clubs are permitted to begin practicing players on Reserve/Physically Unable to Perform and Reserve/Non-Football Injury or Illness for a period not to exceed 21 days. Players may be activated during the 21-day practice period, or prior to 4:00 p.m., New York time, on the day after the conclusion of the 21-day period, provided that no player may be activated to participate in a Week 6 game. At any time after six weeks have elapsed since a player was placed on Reserve/Injured or Reserve/Non-Football Injury/Illness, each club is permitted to designate two players for return from either list to the club's 53-player Active/Inactive List. A player who is "Designated For Return" must have suffered a major football-related injury or non-football-related injury or illness after reporting to training camp and passing his preseason physical examination and must have been placed on the applicable Reserve List after 4:00 p.m., New York time, on the day after the final roster reduction. A player whom the club wishes to designate for return is permitted to return to practice for a period not to exceed 21 days. The club is required to notify the League office that the player has been "Designated For Return" on the first day the player begins to practice. The player cannot be returned to the Active/Inactive List until eight weeks have elapsed since the date he was placed on Reserve.
- 15-16 Fall League Meeting, Fort Lauderdale, Florida.
- 27 NFL London Series, Cincinnati Bengals vs. Los Angeles Rams, Wembley Stadium
- 29 All trading ends for 2019 at 4:00 p.m., New York time.
- 30 Players with at least four previous pension-credited seasons are subject to the waiver system for the remainder of the regular season and postseason.

NOVEMBER

- 3 NFL London Series, Houston Texans vs. Jacksonville Jaguars, Wembley Stadium.
- 12 At 4:00 p.m., New York time, signing period ends for Franchise Players who are eligible to receive offer sheets.
- 12 Prior to 4:00 p.m., New York time, deadline for clubs to sign their unsigned Franchise and Transition Players, including Franchise Players who were eligible to receive offer sheets until this date. If still unsigned after this date, such players are prohibited from playing in the NFL in 2019.
- 12 Prior to 4:00 p.m., New York time, deadline for clubs to sign their unrestricted free agents to whom the "May 7 Tender" was made. If still unsigned after this date, such players are prohibited from playing in the NFL in 2019.
- 12 Prior to 4:00 p.m., New York time, deadline for clubs to sign restricted free agents, including those to whom the "June 1 Tender" was made. If such players remain unsigned after this date, they are prohibited from playing in the NFL in 2019.
- 12 Prior to 4:00 p.m., New York time, deadline for clubs to sign their drafted rookies. If such players remain unsigned after this date, they are prohibited from playing in the NFL in 2019.
- 18 NFL Mexico Series, Kansas City Chiefs vs. Los Angeles Chargers, Estadio Azteca.

DECEMBER

- 12 League Meeting, Las Colinas, Texas.
- 29 Week 17.
- 30 Earliest permissible date for clubs to renegotiate or extend the rookie contract of a drafted rookie who was selected in any round of the 2017 NFL Draft or any undrafted rookie signed in 2018. Any permissible renegotiated or extended player contract will not be considered a rookie contract and will not be subject to the rules that limit rookie contracts.
- 30 Option exercise period begins for Fifth-Year Option for First-Round Selections from the 2017 NFL Draft. To exercise the option, the club must give written notice to the player on or after December 30, 2019, but prior to May 5, 2020.

JANUARY 2020

- 4-5 Wild Card Playoffs.
- 5 Assistant coaches under contract to playoff clubs that have byes in Wild Card weekend may be interviewed for head coaching positions through the conclusion of the Wild Card games.
- 11-12 Divisional Playoffs.
- 12 Assistant coaches under contract to playoff clubs that won their Wild Card games may be interviewed for head coaching positions through the conclusion of Divisional Playoff games.
- 18 East-West Shrine Game, Tropicana Field, St. Petersburg, Fla.
- 19 AFC and NFC Championship Games.
- 20 Deadline for college players who are underclassmen to apply for Special Eligibility. A list of underclassmen who have been approved for entry into the 2020 College Draft will be sent to clubs on January 24.
- 25 Senior Bowl, Ladd-Peebles Stadium, Mobile, Alabama.
- 26 NFL Pro Bowl
- 26 An assistant coach, whose team is participating in the Super Bowl, who has previously interviewed for another club's head coaching job may have a second interview with such club no later than the Sunday preceding the Super Bowl.

FEBRUARY 2020

- 2 Super Bowl LIV, Hard Rock Stadium, South Florida

2019 TEXANS TRANSACTIONS



Houston selected T Tytus Howard from Alabama State with the 23rd pick in the first round (23rd overall). He is the first player drafted by the Texans from Alabama State in franchise history. He is also the second offensive tackle drafted by Houston in the first round in team history and first since Duane Brown in 2008.

JANUARY

- 7 Signed TE **Jerell Adams**, OLB **Davin Bellamy**, RB **Josh Ferguson**, OLB **Chris Landrum**, G **Maurquice Shakir**, T **David Steinmetz**, WR **Jester Weah** and WR **Isaac Whitney** to reserve/future contracts.
- 8 Signed T **Rick Leonard** to a reserve/future contract.
- 19 Signed T **Seantrel Henderson** to a one-year contract extension.

FEBRUARY

- 12 Released WR **Demaryius Thomas**.

MARCH

- 4 Placed the non-exclusive franchise designation on DE/OLB **Jadeveon Clowney**.
- 5 Released CB **Kevin Johnson**.
- 11 Re-signed DE **Angelo Blackson**, WR **DeAndre Carter** and DE **Joel Heath**.
- 11 Extended qualifying offers to NT **Brandon Dunn**, K **Ka'imi Fairbairn** and OLB **Brennan Scarlett**.
- 12 Signed free agent S **Tashaun Gipson Sr.**
- 14 Signed unrestricted free agent CB **Bradley Roby**.
- 15 Signed free agent CB **Brian Boddy-Calhoun**.
- 19 Signed free agent TE **Darren Fells**.
- 20 Signed free agent QB **AJ McCarron**.
- 22 Re-signed unrestricted free agent QB **Joe Webb III**.
- 27 Signed free agent T **Matt Kalil**.

APRIL

- 3 Placed S **Andre Hal** on the Reserve/Retired list.
- 15 NT **Brandon Dunn**, K **Ka'imi Fairbairn** and OLB **Brennan Scarlett** signed their qualifying offers.
- 25 Drafted G/T **Tytus Howard** (first round) in the 2019 NFL Draft.
- 26 Drafted CB **Lonnie Johnson Jr.** (second round), G/T **Max Scharping** (second round) and TE **Kahale Warring** (third round) in the 2019 NFL Draft.
- 27 Drafted DE **Charles Omenihu** (fifth round), CB **Xavier Crawford** (sixth round) and FB **Cullen Gillaspia** (seventh round) in the 2019 NFL Draft.

MAY

- 2 Signed free agent S **Jahleel Addae**.
- 10 Signed CB **Xavier Crawford**, FB **Cullen Gillaspia**, G/T **Tytus Howard**, CB **Lonnie Johnson Jr.**, DE **Charles Omenihu** and G/T **Max Scharping**.
- 10 Signed OLB **Jesse Aniebonam**, CB **Derrick Baity Jr.**, C **D.J. Coker**, RB **Damarea Crockett**, OLB **Jamal Davis II**, WR **Johnnie Dixon**, DE **Johnny Dwight**, NT **Javi Edwards**, S **Austin Exford**, RB **Karan Higdon Jr.**, DE **Albert Huggins**, S **Chris Johnson**, WR **Tyron Johnson**, ILB **Drew Lewis**, WR **Stephen Louis**, ILB **Chase Middleton**, NT **Walter Palmore**, G **Malcolm Pridgeon**, DE **Ira Savage-Lewis** and ILB **Dexter Wright**.
- 10 Placed OLB **Duke Ejiofor** on the Reserve/Injured list.
- 10 Waived S **Mike Tyson**.
- 13 Signed ILB **Xavier Woodson**.
- 13 Waived ILB **Chase Middleton**.
- 14 Signed RB **Taiwan Jones**.
- 14 Waived ILB **Dexter Wright**.
- 20 Signed WR **Floyd Allen**.
- 20 Released TE **Ryan Griffin**.

JUNE

- 5 Signed TE **Kahale Warring**.

JULY

- 21 Placed WR **DeAndre Carter**, WR **DeAndre Hopkins** and DE **J.J. Watt** on the Active/Physically Unable to Perform list.
- 21 Placed OLB **Jamal Davis II** on the Active/Non-Football Illness list.
- 21 Placed NT **Walter Palmore** and TE **Kahale Warring** on the Active/Non-Football Injury list.
- 23 Signed free agent P **Bryan Anger**.
- 23 Waived ILB **Drew Lewis**.
- 24 Placed S **Justin Reid** on the Active/Non-Football Injury list.
- 25 DE **J.J. Watt** passed his physical and was moved from the Active/Physically Unable to Perform list to the active roster.
- 25 OLB **Jamal Davis II** passed his physical and was moved from the Active/Non-Football Illness list to the active roster.
- 26 Claimed WR **Chad Hansen** off waivers from the New Orleans Saints.
- 26 WR **DeAndre Hopkins** passed his physical and was moved from the Active/Physically Unable to Perform list to the active roster.
- 27 Signed free agent ILB **B.J. Bello** and S **Tyvis Powell**.
- 27 Waived-injured WR **Isaac Whitney**.
- 27 Waived S **A.J. Hendy**.
- 29 S **Justin Reid** passed his physical and was moved from the Active/Non-Football Injury list to the active roster.
- 31 NT **Walter Palmore** and TE **Kahale Warring** passed their physicals and were moved from the Active/Non-Football Injury list to the active roster.

2019 TEXANS TRANSACTIONS

AUGUST

- 3 Signed free agent S **A.J. Hendy**.
- 3 Waived S **Tyvis Powell**.
- 4 Signed free agent OLB **Gimel President**.
- 4 Waived RB **D'Onta Foreman**.
- 7 Signed free agent QB **Jordan Ta'amu**.
- 7 Waived C **D.J. Coker**.
- 9 Traded for RB **Duke Johnson** from the Cleveland Browns for a conditional 2020 draft pick.
- 9 Waived-injured DE **Ira Savage-Lewis**.
- 10 Claimed DE **Tracy Sprinkle** off waivers from the Cleveland Browns.
- 10 WR **DeAndre Carter** passed his physical and moved from the Active/Physically Unable to Perform list to the active roster.
- 10 Waived-injured OLB **Chris Landrum**.
- 16 Claimed CB **Jermaine Ponder** off waivers from the Pittsburgh Steelers.
- 16 Waived-injured CB **Jermaine Kelly Jr.**
- 19 Signed free agent CB **Derrick Jones**.
- 19 Waived WR **Stephen Louis**.
- 23 Waived DE **Johnny Dwight**.
- 24 Waived CB **Jermaine Kelly Jr.** from the Reserve/Injured list with an injury settlement.
- 25 Signed free agent T **Christian DiLauro**.
- 26 Waived CB **Deante Burton**.
- 26 Waived CB **Derrick Jones** with an injury settlement.
- 26 Placed RB **Lamar Miller** and T **David Steinmetz** on the Reserve/Injured list.
- 28 Signed OLB **Brennan Scarlett** to a contract extension.
- 31 Traded for RB **Carlos Hyde** from the Kansas City Chiefs for **G Martinas Rankin**.
- 31 Traded for CB **Keion Crossen** from the New England Patriots for a sixth-round pick in the 2020 NFL Draft.
- 31 Released ILB **Tyrell Adams** and P **Bryan Anger**.
- 31 Waived WR **Floyd Allen**, OLB **Jesse Aniebonam**, CB **Derrick Baity Jr.**, OLB **Davin Bellamy**, CB **Brieon Boddy-Calhoun**, RB **Damarea Crockett**, OLB **Jamal Davis II**, T **Christian DiLauro**, WR **Johnnie Dixon**, NT **Javi Edwards**, S **Austin Exford**, RB **Josh Ferguson**, WR **Chad Hansen**, DE **Joel Heath**, S **A.J. Hendy**, RB **Karan Higdon Jr.**, DE **Albert Huggins**, S **Chris Johnson**, WR **Tyron Johnson**, T **Rick Leonard**, WR **Steven Mitchell Jr.**, NT **Walter Palmore**, CB **Jermaine Ponder**, OLB **Gimel President**, G **Malcolm Pridgeon**, G **Maurquice Shakir**, WR **Vyncint Smith**, DE **Tracy Sprinkle**, QB **Jordan Ta'amu** and WR **Jester Weah**.
- 31 Waived-injured ILB **B.J. Bello** and ILB **Xavier Woodson**.
- 31 Placed QB **Joe Webb III** on the Reserve/Injured list.
- 31 DE/OLB **Jadeveon Clowney** signed as a franchise player.

SEPTEMBER

- 2 Traded for OLB **Jacob Martin**, OLB **Barkevious Mingo** and a 2020 third-round pick from the Seattle Seahawks for DE/OLB **Jadeveon Clowney**.
- 2 Traded for T **Laremy Tunsil**, WR **Kenny Stills**, a 2020 fourth-round pick and a 2021 sixth-round pick for CB **Johnson Bademosi**, T **Julián Davenport**, a 2020 first-round pick, a 2021 first-round pick and a 2021 second-round pick.
- 2 Signed free agent CB **Cornell Armstrong** and TE **Logan Paulsen**.
- 2 Released T **Matt Kalil**.
- 2 Placed TE **Jordan Thomas** and TE **Kahale Warring** on the Reserve/Injured list.
- 2 Signed ILB **Tyrell Adams**, S **Austin Exford**, RB **Karan Higdon Jr.**, DE **Albert Huggins**, S **Chris Johnson**, T **Rick Leonard**, QB **Alex McGough**, WR **Steven Mitchell Jr.**, OLB **Wyatt Ray** and WR **Vyncint Smith** to the practice squad.

HOW THE 2019 TEXANS WERE BUILT

Year	NFL Draft (20)	Trades (7)	Free Agents (26)
2010 6-10 3rd, AFC South			LS Jon Weeks (CFA)
2011 10-6 AFC South Champions	DE J.J. Watt (1)		CB Johnathan Joseph (UFA-CIN)
2012 12-4 AFC South Champions	OLB Whitney Mercilus (1)		
2013 2-14 4th, AFC South	WR DeAndre Hopkins (1)		
2014 9-7 2nd, AFC South			
2015 9-7 AFC South Champions	ILB Bernardrick McKinney (2)		NT Brandon Dunn (FA) C/G Greg Mancz (CFA)
2016 9-7 AFC South Champions	WR Will Fuller V (1) C Nick Martin (2) DE/NT D.J. Reader (5b)		K Ka'imi Fairbairn (CFA) RB Lamar Miller (UFA-MIA) (IR) OLB Brennan Scarlett (CFA)
2017 4-12 4th, AFC South	QB Deshaun Watson (1) ILB Zach Cunningham (2) DE Carlos Watkins (4b)		DE Angelo Blackson (FA) ILB Dylan Cole (CFA)
2018 11-5 AFC South Champions	S Justin Reid (3a) TE Jordan Akins (3c) WR Keke Coutee (4) OLB Duke Ejirofor (6a) (IR) TE Jordan Thomas (6b) (IR) ILB Peter Kalambayi (6c)		TE Jerell Adams (FA) ILB Tyrell Adams (FA) (PS) WR DeAndre Carter (W-PHI) CB Aaron Colvin (UFA-JAX) P Trevor Daniel (CFA) C/G Zach Fulton (UFA-KC) T Seantrel Henderson (UFA-BUF) RB Buddy Howell (W-MIA) T Roderick Johnson (W-CLE) G Senio Kelemete (UFA-NO) OLB Chris Landrum (FA) (IR) T Rick Leonard (FA) (PS) WR Steven Mitchell Jr. (FA) (PS) S A.J. Moore Jr. (W-NE) WR Vyncint Smith (CFA) (PS) T David Steinmetz (FA) (IR) WR Isaac Whitney (FA) (IR) QB Joe Webb III (UFA-BUF) (IR)
2019	G/T Tytus Howard (1) CB Lonnie Johnson Jr. (2a) G/T Max Scharping (2b) TE Kahale Warring (3) (IR) DE Charles Omenihu (5) CB Xavier Crawford (6) FB Cullen Gillaspia (7)	CB Keion Crossen (T-NE) RB Carlos Hyde (T-KC) RB Duke Johnson (T-CLE) OLB Jacob Martin (T-SEA) OLB Barkevious Mingo (T-SEA) WR Kenny Stills (T-MIA) T Laremy Tunsil (T-MIA)	S Jahleel Addae (FA) CB Cornell Armstrong (FA) ILB B.J. Bello (FA) (IR) S Austin Exford (CFA) (PS) TE Darren Fells (FA) S Tashaun Gipson Sr. (FA) RB Karan Higdon Jr. (CFA) (PS) DE Albert Huggins (CFA) (PS) S Chris Johnson (CFA) (PS) RB Taiwan Jones (FA) QB AJ McCarron (FA) QB Alex McGough (FA) (PS) TE Logan Paulsen (FA) OLB Wyatt Ray (FA) (PS) CB Bradley Roby (UFA-DEN) DE Ira Savage-Lewis (CFA) (IR) ILB Xavier Woodson (FA) (IR)

TEXANS ROSTER BY POSITION

QUARTERBACKS (4)

NO.	NAME	POS.	HT.	WT.	AGE	EXP.	COLLEGE	HOMETOWN	HOW ACQ.
2	AJ McCarron	QB	6-3	215	28	6	Alabama	Mobile, Ala.	FA-'19
3	Alex McGough (PS)	QB	6-3	214	23	1	Florida International	Tampa, Fla.	FA-'19
4	Deshawn Watson	QB	6-2	215	23	3	Clemson	Gainesville, Ga.	D1-'17
5	Joe Webb III (IR)	QB	6-4	231	32	10	Alabama-Birmingham	Birmingham, Ala.	UFA-'18 (BUF)

RUNNING BACKS (7)

NO.	NAME	POS.	HT.	WT.	AGE	EXP.	COLLEGE	HOMETOWN	HOW ACQ.
23	Carlos Hyde	RB	6-0	229	28	6	Ohio State	Cincinnati, Ohio	T-'19 (KC)
25	Duke Johnson	RB	5-9	210	25	5	Miami	Miami Fla.	T-'19 (CLE)
26	Lamar Miller (IR)	RB	5-10	221	28	8	Miami (Fla.)	Miami, Fla.	UFA-'16 (MIA)
31	Karan Higdon Jr. (PS)	RB	5-10	202	22	R	Michigan	Sarasota, Fla.	CFA-'19
34	Taiwan Jones	RB	6-0	195	31	9	Eastern Washington	San Francisco, CA	FA-'19
38	Buddy Howell	RB	6-1	218	23	2	Florida Atlantic	Coconut Grove, Fla.	W-'18 (MIA)
44	Cullen Gillaspia	FB	6-2	235	24	R	Texas A&M	Katy, Texas	D7-'19

WIDE RECEIVERS (8)

NO.	NAME	POS.	HT.	WT.	AGE	EXP.	COLLEGE	HOMETOWN	HOW ACQ.
10	DeAndre Hopkins	WR	6-1	212	27	7	Clemson	Clemson, S.C.	D1-'13
11	Steven Mitchell Jr. (PS)	WR	5-10	186	25	1	Southern California	Pasadena, Calif.	FA-'18
12	Kenny Stills	WR	6-1	202	27	7	Oklahoma	Encinitas, Calif.	T-'19 (MIA)
14	DeAndre Carter	WR	5-8	190	26	2	Sacramento State	San Jose, Calif.	W-'18 (PHI)
15	Will Fuller V	WR	6-0	184	25	4	Notre Dame	Philadelphia, Pa.	D1-'16
16	Keke Coutee	WR	5-11	187	22	2	Texas Tech	Lufkin, Texas	D4-'18
17	Vyncint Smith (PS)	WR	6-3	202	23	2	Limestone	Columbia, S.C.	CFA-'18
19	Isaac Whitney (IR)	WR	6-2	204	25	1	Southern California	Moore, Okla.	FA-'18

TIGHT ENDS (6)

NO.	NAME	POS.	HT.	WT.	AGE	EXP.	COLLEGE	HOMETOWN	HOW ACQ.
81	Kahale Warring (IR)	TE	6-5	252	22	R	San Diego State	Sonora, Calif.	D3-'19
82	Logan Paulsen	TE	6-5	268	32	10	UCLA	Northridge, Calif.	FA-'19
83	Jordan Thomas (IR)	TE	6-5	277	23	2	Mississippi State	Sumrall, Miss.	D6b-'18
87	Darren Fells	TE	6-7	270	33	6	California-Irvine	Fullerton, Calif.	FA-'19
88	Jordan Akins	TE	6-4	243	27	2	Central Florida	Locust Grove, Ga.	D3c-'18
89	Jerrell Adams	TE	6-5	254	26	3	South Carolina	Pinewood, S.C.	FA-'18

OFFENSIVE LINE (11)

NO.	NAME	POS.	HT.	WT.	AGE	EXP.	COLLEGE	HOMETOWN	HOW ACQ.
63	Roderick Johnson	T	6-6	306	23	3	Florida State	Florissant, Mo.	W-'18 (CLE)
64	Senio Kelemete	G	6-3	301	29	7	Washington	Seattle, Wash.	UFA-'18 (NO)
65	Greg Mancz	C/G	6-4	302	27	5	Toledo	Cincinnati, Ohio	CFA-'15
66	Nick Martin	C	6-4	295	26	4	Notre Dame	Indianapolis, Ind.	D2-'16
71	Tytus Howard	T	6-5	322	23	R	Alabama State	Monroeville, Ala.	D1-'19
72	Rick Leonard (PS)	T	6-7	311	22	1	Florida State	Middletown, Md.	FA-'18
73	Zach Fulton	C/G	6-5	321	27	6	Tennessee	Homewood, Ill.	UFA-'18 (KC)
74	Max Scharping	G/T	6-6	327	23	R	Northern Illinois	Green Bay, Wis.	D2b-'19
76	Seantrel Henderson	T	6-7	351	27	6	Miami (Fla.)	St. Paul, Minn.	UFA-'18 (BUF)
78	Laremy Tunsil	T	6-5	313	25	4	Mississippi	Lake City, Fla.	T-'19 (MIA)
79	David Steinmetz (IR)	T	6-8	321	24	1	Purdue	Grafton, Mass.	FA-'18

LINEBACKERS (14)

NO.	NAME	POS.	HT.	WT.	AGE	EXP.	COLLEGE	HOMETOWN	HOW ACQ.
##	Chris Landrum (IR)	OLB	6-2	245	26	4	Jacksonville State	Meridian, Miss.	FA-'18
41	Zach Cunningham	ILB	6-3	238	24	3	Vanderbilt	Pinson, Ala.	D2-'17
49	Wyatt Ray (PS)	OLB	6-3	257	22	R	Boston College	Boca Raton, Fla.	FA-'19
50	Tyrell Adams (PS)	ILB	6-2	230	27	4	West Georgia	Atlanta, Ga.	FA-'18
51	Dylan Cole	ILB	6-0	237	25	3	Missouri State	Springfield, Mo.	CFA-'17
52	B.J. Bello (IR)	ILB	6-3	229	24	2	Illinois State	New Lenox, Ill.	FA-'19
52	Barkevious Mingo	OLB	6-5	235	28	7	LSU	Belle Glade, Fla.	T-'19 (SEA)
53	Duke Ejirofor (IR)	OLB	6-4	255	24	2	Wake Forest	Houston, Texas	D6a-'18
54	Jacob Martin	OLB	6-2	242	23	2	Temple	Aurora, Colo.	T-'19 (SEA)
55	Benardrick McKinney	ILB	6-4	257	26	5	Mississippi State	Tunica, Miss.	D2-'15
56	Xavier Woodson (IR)	ILB	6-1	220	24	2	Arkansas State	Eufaula, Ala.	TO-'19
57	Brennan Scarlett	OLB	6-4	263	26	4	Stanford	Portland, Ore.	CFA-'16
58	Peter Kalambayi	ILB	6-3	254	24	2	Stanford	Matthews, N.C.	D6c-'18
59	Whitney Mercilus	OLB	6-4	258	29	8	Illinois	Akron, Ohio	D1-'12

DEFENSIVE BACKS (12)

NO.	NAME	POS.	HT.	WT.	AGE	EXP.	COLLEGE	HOMETOWN	HOW ACQ.
20	Justin Reid	S	6-1	203	22	2	Stanford	Prairieville, La.	D3a-'18
21	Bradley Roby	CB	5-11	194	27	6	Ohio State	Suwanee, Ga.	UFA-'19
22	Aaron Colvin	CB	6-0	191	27	6	Oklahoma	Tulsa, Okla.	UFA-'18 (JAX)
24	Johnathan Joseph	CB	5-11	186	35	14	South Carolina	Rock Hill, S.C.	UFA-'11 (CIN)
28	Xavier Crawford	CB	5-11	187	23	R	Central Michigan	Pittsburg, Calif.	D6-'19
30	Cornell Armstrong	CB	6-0	185	23	2	Southern Miss	Inglewood, Calif.	FA-'19
32	Lonnie Johnson Jr.	CB	6-2	213	23	R	Kentucky	Gary, Ind.	D2a-'19
33	A.J. Moore Jr.	S	5-11	200	23	2	Mississippi	Bassfield, Miss.	W-'18 (NE)
35	Keion Crossen	CB	5-10	185	23	2	Western Carolina	Garysburg, N.C.	T-'19 (NE)
39	Tashaun Gipson Sr.	S	6-1	212	29	8	Wyoming	Dallas, Texas	FA-'19
43	Chris Johnson (PS)	S	6-3	200	23	R	North Alabama	Birmingham, Ala.	CFA-'19
47	Austin Exford (PS)	S	6-0	200	23	R	Appalachian State	Snellville, Ga.	CFA-'19

DEFENSIVE LINE (8)

NO.	NAME	POS.	HT.	WT.	AGE	EXP.	COLLEGE	HOMETOWN	HOW ACQ.
67	Albert Huggins (PS)	DE	6-3	305	22	R	Clemson	Orangeburg, S.C.	CFA-'19
91	Carlos Watkins	DE	6-3	297	25	3	Clemson	Mooresboro, N.C.	D4b-'17
92	Brandon Dunn	NT	6-2	310	26	4	Louisville	Louisville, Ky.	FA-'15
94	Charles Omenihu	DE	6-5	280	22	R	Texas	Houston, Texas	D5-'19
96	Ira Savage-Lewis (IR)	DE	6-3	290	23	R	Baylor	Houston, Texas	CFA-'19
97	Angelo Blackson	DE	6-4	319	26	5	Auburn	Bear, Del.	FA-'17
98	D.J. Reader	DE/NT	6-3	347	25	4	Clemson	Greensboro, N.C.	D5b-'16
99	J.J. Watt	DE	6-5	288	30	9	Wisconsin	Pewaukee, Wis.	D1-'11

SPECIALISTS (3)

NO.	NAME	POS.	HT.	WT.	AGE	EXP.	COLLEGE	HOMETOWN	HOW ACQ.
7	Ka'imi Fairbairn	K	6-0	183	25	4	UCLA	Kailua, Hawaii	CFA-'16
8	Trevor Daniel	P	6-1	231	24	2	Tennessee	Dickson, Tenn.	CFA-'18
46	Jon Weeks	LS	5-10	242	33	10	Baylor	Bethpage, N.Y.	FA-'10

HOUSTON TEXANS NUMERIC ROSTER



COACHING ROSTER

COACH	POSITION
Bill O'Brien	Head Coach
Romeo Crennel	Assistant Head Coach / Defensive Coordinator
Tim Kelly	Offensive Coordinator
Brad Seely	Special Teams Coord.
John Aylward	Offensive Assistant
Danny Barrett	Running Backs
Brian Cushing	Asst. S & C
Akeem Dent	Defensive Assistant
Mike Devlin	Offensive Line
Joe Distor	Asst. S & C
Mike Eubanks	Head. S & C
Jason George	Asst. S & C / Sports Science Coordinator
Andre Johnson	Special Advisor to the HC
Bobby King	Inside Linebackers
Will Lawing	Tight Ends
D'Anton Lynn	Assistant Secondary
Anthony Midget	Secondary
Matt O'Donnell	Defensive Assistant
John Pagano	Senior Def. Assistant / Outside Linebackers
John Perry	Wide Receivers
Carl Smith	Quarterbacks
Tracy Smith	Assistant Special Teams
Billy J. Voltaire	Asst. S & C / Performance Therapist
Anthony Weaver	Defensive Line
T.J. Yates	Offensive Assistant

PRONUNCIATION GUIDE

PLAYER	
Jahleel Addae	ah-DIE
Jordan Akins	A-kins
Keke Coutee	Q-T
Duke Ejiofor	EDGE-eh-for
Ka'imi Fairbairn	kuh-EE-me FAIR-bairn
Cullen Gillaspia	gill-ESS-pee-ah
Tashaun Gipson Sr.	tuh-SHAWN
DeAndre Hopkins	dee-ANDRE
Peter Kalambayi	cal-am-BYE-ee
Senio Kelemete	seh-NEEL kel-uh-MEH-tay
D'Anton Lynn	DAN-tin
Greg Mancz	MANTS
Whitney Mercilus	MER-sih-liss
Charles Omenihu	oh-MEN-ah-hoo
Kahale Warring	kah-HALL-aye WHERE-ing

HOW ACQUIRED KEY

CFA	College Free Agent
D	Draft Pick
FA	Free Agent
T	Trade
UFA	Unrestricted Free Agent
W	Waivers
()	Previous Team

NO.	NAME	POS	HT	WT	AGE	EXP	COLLEGE	HOMETOWN	ACQUIRED
2	AJ McCarron	QB	6-3	215	28	6	Alabama	Mobile, Ala.	FA-'19
4	Deshawn Watson	QB	6-2	215	23	3	Clemson	Gainesville, Ga.	D1-'17
7	Ka'imi Fairbairn	K	6-0	183	25	4	UCLA	Kailua, Hawaii	CFA-'16
8	Trevor Daniel	P	6-1	231	24	2	Tennessee	Dickson, Tenn.	CFA-'18
10	DeAndre Hopkins	WR	6-1	212	27	7	Clemson	Clemson, S.C.	D1-'13
12	Kenny Stills	WR	6-1	202	27	7	Oklahoma	Encinitas, Calif.	T-'19 (MIA)
14	DeAndre Carter	WR	5-8	190	26	2	Sacramento State	San Jose, Calif.	W-'18 (PHI)
15	Will Fuller V	WR	6-0	184	25	4	Notre Dame	Philadelphia, Pa.	D1-'16
16	Keke Coutee	WR	5-11	187	22	2	Texas Tech	Lufkin, Texas	D4-'18
20	Justin Reid	S	6-1	203	22	2	Stanford	Prairieville, La.	D3a-'18
21	Bradley Roby	CB	5-11	194	27	6	Ohio State	Fort Worth, Texas	UFA-'19 (DEN)
22	Aaron Colvin	CB	6-0	191	27	6	Oklahoma	Tulsa, Okla.	UFA-'18 (JAX)
23	Carlos Hyde	RB	6-0	229	28	6	Ohio State	Cincinnati, Ohio	T-'19 (KC)
24	Johnathan Joseph	CB	5-11	186	35	14	South Carolina	Rock Hill, S.C.	UFA-'11 (CIN)
25	Duke Johnson	RB	5-9	210	25	5	Miami (Fla.)	Miami, Fla.	T-'19 (CLE)
28	Xavier Crawford	CB	5-11	187	23	R	Central Michigan	Pittsburg, Calif.	D6-'19
30	Cornell Armstrong	CB	6-0	185	23	2	Southern Miss	Inglewood, Calif.	FA-'19
32	Lonnie Johnson Jr.	CB	6-2	213	23	R	Kentucky	Gary, Ind.	D2a-'19
33	A.J. Moore Jr.	S	5-11	200	23	2	Mississippi	Bassfield, Miss.	W-'18 (NE)
34	Taiwan Jones	RB	6-0	195	31	9	Eastern Washington	San Francisco, Calif.	FA-'19
35	Keion Crossen	CB	5-10	185	23	2	Western Carolina	Garysburg, N.C.	T-'19 (NE)
37	Jahleel Addae	S	5-10	195	29	7	Central Michigan	Valrico, Fla.	FA-'19
38	Buddy Howell	RB	6-1	218	23	2	Florida Atlantic	Coconut Grove, Fla.	W-'18 (MIA)
39	Tashaun Gipson Sr.	S	6-1	212	29	8	Wyoming	Dallas, Texas	FA-'19
41	Zach Cunningham	ILB	6-3	238	24	3	Vanderbilt	Pinson, Ala.	D2-'17
44	Cullen Gillaspia	FB	6-2	235	24	R	Texas A&M	Katy, Texas	D7-'19
46	Jon Weeks	LS	5-10	242	33	10	Baylor	Bethpage, N.Y.	FA-'10
51	Dylan Cole	ILB	6-0	237	25	3	Missouri State	Springfield, Mo.	CFA-'17
52	Barkevious Mingo	OLB	6-5	235	28	7	LSU	Belle Glade, Fla.	T-'19 (SEA)
54	Jacob Martin	OLB	6-2	242	23	2	Temple	Aurora, Colo.	T-'19 (SEA)
55	Benardrick McKinney	ILB	6-4	257	26	5	Mississippi State	Tunica, Miss.	D2-'15
57	Brennan Scarlett	OLB	6-4	263	26	4	Stanford	Portland, Ore.	CFA-'16
58	Peter Kalambayi	ILB	6-3	254	24	2	Stanford	Matthews, N.C.	D6c-'18
59	Whitney Mercilus	OLB	6-4	258	29	8	Illinois	Akron, Ohio	D1-'12
63	Roderick Johnson	T	6-6	306	23	3	Florida State	Florissant, Mo.	W-'18 (CLE)
64	Senio Kelemete	G	6-3	301	29	7	Washington	Seattle, Wash.	UFA-'18 (NO)
65	Greg Mancz	C/G	6-4	302	27	5	Toledo	Cincinnati, Ohio	CFA-'15
66	Nick Martin	C	6-4	295	26	4	Notre Dame	Indianapolis, Ind.	D2-'16
71	Tytus Howard	G/T	6-5	322	23	R	Alabama State	Monroeville, Ala.	D1-'19
73	Zach Fulton	C/G	6-5	321	27	6	Tennessee	Homewood, Ill.	UFA-'18 (KC)
74	Max Scharping	G/T	6-6	327	23	R	Northern Illinois	Green Bay, Wis.	D2b-'19
76	Seantrel Henderson	T	6-7	351	27	6	Miami (Fla.)	St. Paul, Minn.	UFA-'18 (BUF)
78	Laremy Tunsil	T	6-5	313	25	4	Mississippi	Lake City, Fla.	T-'19 (MIA)
82	Logan Paulsen	TE	6-5	268	32	10	UCLA	Northridge, Calif.	FA-'19
87	Darren Fells	TE	6-7	270	33	6	California-Irvine	Fullerton, Calif.	FA-'19
88	Jordan Akins	TE	6-4	243	27	2	Central Florida	Locust Grove, Ga.	D3c-'18
89	Jerell Adams	TE	6-5	254	26	3	South Carolina	Pinewood, S.C.	FA-'18
91	Carlos Watkins	DE	6-3	297	25	3	Clemson	Mooresboro, N.C.	D4b-'17
92	Brandon Dunn	NT	6-2	310	26	4	Louisville	Louisville, Ky.	FA-'15
94	Charles Omenihu	DE	6-5	280	22	R	Texas	Houston, Texas	D5-'19
97	Angelo Blackson	DE	6-4	319	26	5	Auburn	Bear, Del.	FA-'17
98	D.J. Reader	DE/NT	6-3	347	25	4	Clemson	Greensboro, N.C.	D5b-'16
99	J.J. Watt	DE	6-5	288	30	9	Wisconsin	Pewaukee, Wis.	D1-'11

Reserve/Injured (11)

5	Joe Webb III	QB	6-4	231	32	10	Alabama-Birmingham	Birmingham, Ala.	UFA-'18 (BUF)
19	Isaac Whitney	WR	6-2	204	25	1	Southern California	Moore, Okla.	FA-'18
26	Lamar Miller	RB	5-10	221	28	8	Miami (Fla.)	Miami, Fla.	UFA-'16 (MIA)
52	B.J. Bello	ILB	6-3	229	24	2	Illinois State	New Lenox, Ill.	FA-'19
53	Duke Ejiofor	OLB	6-4	255	24	2	Wake Forest	Houston, Texas	D6a-'18
56	Xavier Woodson	ILB	6-1	220	24	2	Arkansas State	Eufaula, Ala.	FA-'19
79	David Steinmetz	T	6-8	321	24	1	Purdue	Grafton, Mass.	FA-'18
81	Kahale Warring	TE	6-5	252	22	R	San Diego State	Sonora, Calif.	D3-'19
83	Jordan Thomas	TE	6-5	277	23	2	Mississippi State	Sumrall, Miss.	D6b-'18
96	Ira Savage-Lewis	DE	6-3	290	23	R	Baylor	Houston, Texas	CFA-'19
	Chris Landrum	OLB	6-2	245	26	4	Jacksonville State	Meridian, Miss.	FA-'18

Practice Squad (10)

3	Alex McGough	QB	6-3	214	23	1	Florida International	Tampa, Fla.	FA-'19
11	Steven Mitchell Jr.	WR	5-10	186	25	1	Southern California	Pasadena, Calif.	FA-'18
17	Vyncint Smith	WR	6-3	202	23	2	Limestone	Columbia, S.C.	CFA-'18
31	Karan Higdon Jr.	RB	5-10	202	22	R	Michigan	Sarasota, Fla.	CFA-'19
43	Chris Johnson	S	6-3	200	23	R	North Alabama	Birmingham, Ala.	CFA-'19
47	Austin Exford	S	6-0	200	23	R	Appalachian State	Snellville, Ga.	CFA-'19
49	Wyatt Ray	OLB	6-3	257	22	R	Boston College	Boca Raton, Fla.	FA-'19
50	Tyrell Adams	ILB	6-2	230	27	4	West Georgia	Atlanta, Ga.	FA-'18
67	Albert Huggins	DE	6-3	305	22	R	Clemson	Orangeburg, S.C.	CFA-'19
72	Rick Leonard	T	6-7	311	22	1	Florida State	Middletown, Md.	FA-'18

HOUSTON TEXANS ALPHA ROSTER



COACHING ROSTER

COACH	POSITION
Bill O'Brien	Head Coach
Romeo Crennel	Assistant Head Coach / Defensive Coordinator
Tim Kelly	Offensive Coordinator
Brad Seely	Special Teams Coord.
John Aylward	Offensive Assistant
Danny Barrett	Running Backs
Brian Cushing	Asst. S & C
Akeem Dent	Defensive Assistant
Mike Devlin	Offensive Line
Joe Distor	Asst. S & C
Mike Eubanks	Head. S & C
Jason George	Asst. S & C / Sports Science Coordinator
Andre Johnson	Special Advisor to the HC
Bobby King	Inside Linebackers
Will Lawing	Tight Ends
D'Anton Lynn	Assistant Secondary
Anthony Midget	Secondary
Matt O'Donnell	Defensive Assistant
John Pagano	Senior Def. Assistant / Outside Linebackers
John Perry	Wide Receivers
Carl Smith	Quarterbacks
Tracy Smith	Assistant Special Teams
Billy J. Voltaire	Asst. S & C / Performance Therapist
Anthony Weaver	Defensive Line
T.J. Yates	Offensive Assistant

PRONUNCIATION GUIDE

PLAYER	
Jahleel Addae	ah-DIE
Jordan Akins	A-kins
Keke Coutee	Q-T
Duke Ejiofor	EDGE-eh-for
Ka'imi Fairbairn	kuh-EE-me FAIR-bairn
Cullen Gillaspia	gill-ESS-pee-ah
Tashaun Gipson Sr.	tuh-SHAWN
DeAndre Hopkins	dee-ANDRE
Peter Kalambayi	cal-am-BYE-ee
Senio Kelemete	seh-NEEL kel-uh-MEH-tay
D'Anton Lynn	DAN-tin
Greg Mancz	MANTS
Whitney Mercilus	MER-sih-liss
Charles Omenihu	oh-MEN-ah-hoo
Kahale Warring	kah-HALL-aye WHERE-ing

HOW ACQUIRED KEY

CFA	College Free Agent
D	Draft Pick
FA	Free Agent
T	Trade
UFA	Unrestricted Free Agent
W	Waivers
()	Previous Team

NO.	NAME	POS	HT	WT	AGE	EXP	COLLEGE	HOMETOWN	ACQUIRED
89	Adams, Jerell	TE	6-5	254	26	3	South Carolina	Pinewood, S.C.	FA-'18
37	Addae, Jahleel	S	5-10	195	29	7	Central Michigan	Valrico, Fla.	FA-'19
88	Akins, Jordan	TE	6-4	243	27	2	Central Florida	Locust Grove, Ga.	D3c-'18
30	Armstrong, Cornell	CB	6-0	185	23	2	Southern Miss	Inglewood, Calif.	FA-'19
97	Blackson, Angelo	DE	6-4	319	26	5	Auburn	Bear, Del.	FA-'17
14	Carter, DeAndre	WR	5-8	190	26	2	Sacramento State	San Jose, Calif.	W-'18 (PHI)
51	Cole, Dylan	ILB	6-0	237	25	3	Missouri State	Springfield, Mo.	CFA-'17
22	Colvin, Aaron	CB	6-0	191	27	6	Oklahoma	Tulsa, Okla.	UFA-'18 (JAX)
16	Coutee, Keke	WR	5-11	187	22	2	Texas Tech	Lufkin, Texas	D4-'18
28	Crawford, Xavier	CB	5-11	187	23	R	Central Michigan	Pittsburg, Calif.	D6-'19
35	Crossen, Keion	CB	5-10	185	23	2	Western Carolina	Garysburg, N.C.	T-'19 (NE)
41	Cunningham, Zach	ILB	6-3	238	24	3	Vanderbilt	Pinson, Ala.	D2-'17
8	Daniel, Trevor	P	6-1	231	24	2	Tennessee	Dickson, Tenn.	CFA-'18
92	Dunn, Brandon	NT	6-2	310	26	4	Louisville	Louisville, Ky.	FA-'15
7	Fairbairn, Ka'imi	K	6-0	183	25	4	UCLA	Kailua, Hawaii	CFA-'16
87	Fells, Darren	TE	6-7	270	33	6	California-Irvine	Fullerton, Calif.	FA-'19
15	Fuller V, Will	WR	6-0	184	25	4	Notre Dame	Philadelphia, Pa.	D1-'16
73	Fulton, Zach	C/G	6-5	321	27	6	Tennessee	Homewood, Ill.	UFA-'18 (KC)
44	Gillaspia, Cullen	FB	6-2	235	24	R	Texas A&M	Katy, Texas	D7-'19
39	Gipson Sr., Tashaun	S	6-1	212	29	8	Wyoming	Dallas, Texas	FA-'19
76	Henderson, Seantrel	T	6-7	351	27	6	Miami (Fla.)	St. Paul, Minn.	UFA-'18 (BUF)
10	Hopkins, DeAndre	WR	6-1	212	27	7	Clemson	Clemson, S.C.	D1-'13
71	Howard, Tytus	G/T	6-5	322	23	R	Alabama State	Monroeville, Ala.	D1-'19
38	Howell, Buddy	RB	6-1	218	23	2	Florida Atlantic	Coconut Grove, Fla.	W-'18 (MIA)
23	Hyde, Carlos	RB	6-0	229	28	6	Ohio State	Cincinnati, Ohio	T-'19 (KC)
32	Johnson Jr., Lonnie	CB	6-2	213	23	R	Kentucky	Gary, Ind.	D2a-'19
25	Johnson, Duke	RB	5-9	210	25	5	Miami (Fla.)	Miami, Fla.	T-'19 (CLE)
63	Johnson, Roderick	T	6-6	306	23	3	Florida State	Florissant, Mo.	W-'18 (CLE)
34	Jones, Taiwan	RB	6-0	195	31	9	Eastern Washington	San Francisco, Calif.	FA-'19
24	Joseph, Johnathan	CB	5-11	186	35	14	South Carolina	Rock Hill, S.C.	UFA-'11 (CIN)
58	Kalambayi, Peter	ILB	6-3	254	24	2	Stanford	Matthews, N.C.	D6c-'18
64	Kelemete, Senio	G	6-3	301	29	7	Washington	Seattle, Wash.	UFA-'18 (NO)
65	Mancz, Greg	C/G	6-4	302	27	5	Toledo	Cincinnati, Ohio	CFA-'15
54	Martin, Jacob	OLB	6-2	242	23	2	Temple	Aurora, Colo.	T-'19 (SEA)
66	Martin, Nick	C	6-4	295	26	4	Notre Dame	Indianapolis, Ind.	D2-'16
2	McCarron, AJ	QB	6-3	215	28	6	Alabama	Mobile, Ala.	FA-'19
55	McKinney, Benardrick	ILB	6-4	257	26	5	Mississippi State	Tunica, Miss.	D2-'15
59	Mercilus, Whitney	OLB	6-4	258	29	8	Illinois	Akron, Ohio	D1-'12
52	Mingo, Barkevious	OLB	6-5	235	28	7	LSU	Belle Glade, Fla.	T-'19 (SEA)
33	Moore Jr., A.J.	S	5-11	200	23	2	Mississippi	Bassfield, Miss.	W-'18 (NE)
94	Omenihu, Charles	DE	6-5	280	22	R	Texas	Houston, Texas	D5-'19
82	Paulsen, Logan	TE	6-5	268	32	10	UCLA	Northridge, Calif.	FA-'19
98	Reader, D.J.	DE/NT	6-3	347	25	4	Clemson	Greensboro, N.C.	D5b-'16
20	Reid, Justin	S	6-1	203	22	2	Stanford	Prairieville, La.	D3a-'18
21	Roby, Bradley	CB	5-11	194	27	6	Ohio State	Fort Worth, Texas	UFA-'19 (DEN)
57	Scarlett, Brennan	OLB	6-4	263	26	4	Stanford	Portland, Ore.	CFA-'16
74	Scharping, Max	G/T	6-6	327	23	R	Northern Illinois	Green Bay, Wis.	D2b-'19
12	Stills, Kenny	WR	6-1	202	27	7	Oklahoma	Encinitas, Calif.	T-'19 (MIA)
78	Tunsil, Laremy	T	6-5	313	25	4	Mississippi	Lake City, Fla.	T-'19 (MIA)
91	Watkins, Carlos	DE	6-3	297	25	3	Clemson	Mooresboro, N.C.	D4b-'17
4	Watson, Deshaun	QB	6-2	215	23	3	Clemson	Gainesville, Ga.	D1-'17
99	Watt, J.J.	DE	6-5	288	30	9	Wisconsin	Pewaukee, Wis.	D1-'11
46	Weeks, Jon	LS	5-10	242	33	10	Baylor	Bethpage, N.Y.	FA-'10

Reserve/Injured (11)

52	Bello, B.J.	ILB	6-3	229	24	2	Illinois State	New Lenox, Ill.	FA-'19
53	Ejiofor, Duke	OLB	6-4	255	24	2	Wake Forest	Houston, Texas	D6a-'18
	Landrum, Chris	OLB	6-2	245	26	4	Jacksonville State	Meridian, Miss.	FA-'18
26	Miller, Lamar	RB	5-10	221	28	8	Miami (Fla.)	Miami, Fla.	UFA-'16 (MIA)
96	Savage-Lewis, Ira	DE	6-3	290	23	R	Baylor	Houston, Texas	CFA-'19
79	Steinmetz, David	T	6-8	321	24	1	Purdue	Grafton, Mass.	FA-'18
83	Thomas, Jordan	TE	6-5	277	23	2	Mississippi State	Sumrall, Miss.	D6b-'18
81	Warring, Kahale	TE	6-5	252	22	R	San Diego State	Sonora, Calif.	D3-'19
5	Webb III, Joe	QB	6-4	231	32	10	Alabama-Birmingham	Birmingham, Ala.	UFA-'18 (BUF)
19	Whitney, Isaac	WR	6-2	204	25	1	Southern California	Moore, Okla.	FA-'18
56	Woodson, Xavier	ILB	6-1	220	24	2	Arkansas State	Eufaula, Ala.	FA-'19

Practice Squad (10)

50	Adams, Tyrell	ILB	6-2	230	27	4	West Georgia	Atlanta, Ga.	FA-'18
47	Exford, Austin	S	6-0	200	23	R	Appalachian State	Snellville, Ga.	CFA-'19
31	Higdon Jr., Karan	RB	5-10	202	22	R	Michigan	Sarasota, Fla.	CFA-'19
67	Huggins, Albert	DE	6-3	305	22	R	Clemson	Orangeburg, S.C.	CFA-'19
43	Johnson, Chris	S	6-3	200	23	R	North Alabama	Birmingham, Ala.	CFA-'19
72	Leonard, Rick	T	6-7	311	22	1	Florida State	Middletown, Md.	FA-'18
3	McGough, Alex	QB	6-3	214	23	1	Florida International	Tampa, Fla.	FA-'19
11	Mitchell Jr., Steven	WR	5-10	186	25	1	Southern California	Pasadena, Calif.	FA-'18
49	Ray, Wyatt	OLB	6-3	257	22	R	Boston College	Boca Raton, Fla.	FA-'19
17	Smith, Vyncint	WR	6-3	202	23	2	Limestone	Columbia, S.C.	CFA-'18

TEXANS UNOFFICIAL DEPTH CHART

Last updated by Texans PR on Sept. 2, 2019.

OFFENSE

WR	10	DeAndre Hopkins			
LT	78	Laremy Tunsil	63	Roderick Johnson	
LG	<u>71 Tytus Howard</u>		64	Senio Kelemete	
C	66	Nick Martin	65	Greg Mancz	
RG	73	Zach Fulton	<u>74 Max Scharping</u>		
RT	76	Seantrel Henderson			
TE	87	Darren Fells	88	Jordan Akins	89 Jerell Adams 82 Logan Paulsen
WR	16	Keke Coutee	14	DeAndre Carter	
WR	15	Will Fuller V	12	Kenny Stills	
QB	4	Deshaun Watson	2	AJ McCarron	
RB	25	Duke Johnson	23	Carlos Hyde	34 Taiwan Jones 38 Buddy Howell <u>44 Cullen Gillaspia (FB)</u>

DEFENSE

DE	99	J.J. Watt	<u>94 Charles Omenihu</u>		
NT	98	D.J. Reader	92	Brandon Dunn	
DE	97	Angelo Blackson	91	Carlos Watkins	
OLB	59	Whitney Mercilus	52	Barkevious Mingo	
ILB	55	Benardrick McKinney	58	Peter Kalambayi	
ILB	41	Zach Cunningham	51	Dylan Cole	
OLB	57	Brennan Scarlett	54	Jacob Martin	
CB	24	Johnathan Joseph	22	Aaron Colvin	30 Cornell Armstrong <u>28 Xavier Crawford</u>
CB	21	Bradley Roby	35	Keion Crossen	<u>32 Lonnie Johnson Jr.</u>
S	39	Tashaun Gipson Sr.	37	Jahleel Addae	
S	20	Justin Reid	33	A.J. Moore Jr.	

SPECIAL TEAMS

K	7	Ka'imi Fairbairn		
P	8	Trevor Daniel		
LS	46	Jon Weeks		
KR	14	DeAndre Carter	34	Taiwan Jones
PR	14	DeAndre Carter	16	Keke Coutee
H	8	Trevor Daniel		

PRONUNCIATION GUIDE

Jahleel Addae	ah-DIE
Jordan Akins	A-kins
Keke Coutee	Q-T
Duke Ejiofor	EDGE-eh-for
Ka'imi Fairbairn	kuh-EE-me FAIR-bairn
Cullen Gillaspia	gill-ESS-pee-ah
Tashaun Gipson Sr.	tuh-SHAWN
DeAndre Hopkins	dee-ANDRE
Peter Kalambayi	cal-am-BYE-ee
Senio Kelemete	seh-NEEL kel-uh-MEH-tay
D'Anton Lynn	DAN-tin
Greg Mancz	MANTS
Whitney Mercilus	MER-sih-liss
Charles Omenihu	oh-MEN-ah-hoo
Kahale Warring	kah-HALL-aye WHERE-ing

Bold underline denotes rookie on depth chart.

COACHING STAFF

Bill O'Brien	Head Coach
Romeo Crennel	Assistant Head Coach / Defensive Coordinator
Tim Kelly	Offensive Coordinator
Brad Seely	Special Teams Coordinator
John Aylward	Offensive Assistant
Danny Barrett	Running Backs
Brian Cushing	Assistant Strength & Conditioning
Akeem Dent	Defensive Assistant
Mike Devlin	Offensive Line
Joe Distor	Assistant Strength & Conditioning
Mike Eubanks	Head Strength & Conditioning
Jason George	Asst. Strength & Conditioning / Sports Science Coordinator
Andre Johnson	Special Advisor to the Head Coach
Bobby King	Inside Linebackers
Will Lawing	Tight Ends
D'Anton Lynn	Assistant Secondary
Anthony Midget	Secondary
Matt O'Donnell	Defensive Assistant
John Pagano	Senior Defensive Assistant / Outside Linebackers
John Perry	Wide Receivers
Carl Smith	Quarterbacks
Tracy Smith	Assistant Special Teams Coordinator
Billy J. Voltaire	Asst. Strength & Conditioning / Performance Therapist
Anthony Weaver	Defensive Line
T.J. Yates	Offensive Assistant



HOUSTON
TEXANS

TEXANS BIOS



JERELL ADAMS

TIGHT END

6-5 | 254 | SOUTH CAROLINA

HOMETOWN: PINEWOOD, S.C. | AGE: 26

3RD NFL SEASON | 1ST WITH TEXANS | ACQUIRED: FA-'18

CAREER GP/GS: 29/3

TEAMS: NYG '16-'18; HOU '18



89

TRANSACTIONS: Selected by the New York Giants with the ninth pick in the sixth round (184th overall) of the 2016 NFL Draft...Waived by the Giants on Sept. 2, 2018...Signed to the Houston Texans practice squad on Oct. 10, 2018...Re-signed by the Texans on Jan. 7, 2019.

2018 (Houston 0/0):

- Spent the offseason, training camp and preseason with the N.Y. Giants
- Signed to the Texans practice squad prior to Week 6
- Spent Weeks 6-17 and the postseason as a member of the Texans practice squad

2017 (N.Y. Giants 16/1):

- Caught eight passes for 92 yards (11.5 avg.) in 16 games
- Hauled in one pass for a career-long 38 yards vs. Detroit in Week 2 (9/18)
- Made his lone start in Week 10 at San Francisco (11/12)
- Registered a career-high four receptions for 31 yards in Week 16 at Arizona (12/24)

2016 (N.Y. Giants 13/2, 0/0):

- Finished with 16 receptions for 122 yards (7.6 avg.) and one touchdown as a rookie in 2016
- Registered three receptions for 18 yards (6.0 avg.), including a 10-yard touchdown in Week 10 vs. Cincinnati (11/14)
- Recorded at least one reception in four consecutive games from Weeks 13-16
- Inactive for the NFC Wild Card Game at Green Bay (1/8/17) due to injury

COLLEGE:

- Played four seasons (2012-15) at the University of South Carolina in Columbia, S.C.
- Appeared in 47 games with 15 starts over four seasons with the

Gamecocks

- Finished his collegiate career with 66 receptions for 977 yards (14.8 avg.), seven touchdowns and eight special teams tackles
- Ranked second on the team with 421 yards receiving and three tight downs on 28 receptions in 12 games with a career-high nine starts as a senior in 2015
- Caught a career-high six passes for 105 yards vs. the Citadel as a senior

PERSONAL:

- Attended Fork Union (Va.) Military Academy in the fall of 2011 after attending Scott's Branch High School in Summerton, S.C.
- Played quarterback, tight end, linebacker, defensive end and punter at Scott's Branch High School
- Led the Eagles to the 1A Division II state title as a senior
- Threw for 689 yards and 12 touchdowns in two seasons at quarterback
- Hauled in 21 passes for 581 yards and eight touchdowns as a tight end
- Recorded 96 total tackles, five interceptions and 1.0 sack as a junior in 2010
- Averaged 19 points and 13 rebounds on the basketball team at Scott's Branch High School
- Joined N.Y. Giants teammates to distribute 1,500 turkeys to the Community Food Bank of N.J. to support families in the local community for Thanksgiving
- Attended the Giants' annual Jingle Jam holiday party for 600 New Jersey foster children, who each received winter coats, clothes and athletic equipment
- Graduated from South Carolina in December 2015 with a degree in public health
- Two-time member of the SEC Fall Academic Honor Roll
- Named the recipient of the prestigious Dr. Harris Pastides Outstanding Student-Athlete Representative of the University of South Carolina

TEXANS BIOS

JERELL ADAMS' NFL REGULAR SEASON RUSHING/RECEIVING STATISTICS

				RECEIVING					RUSHING				
DATE	TEAM	GP	GS	NO.	YDS	AVG	LG	TD	NO.	YDS.	AVG.	LG	TD
2016	Giants	13	2	16	122	7.6	14	1	0	0	0.0	0	0
2017	Giants	16	1	8	92	11.5	38	0	0	0	0.0	0	0
2018	Giants	0	0	0	0	0.0	0	0	0	0	0.0	0	0
2018	Texans	0	0	0	0	0.0	0	0	0	0	0.0	0	0
2018	TOTAL	0	0	0	0	0.0	0	0	0	0	0.0	0	0
NFL TOTALS		29	3	24	214	8.9	38	1	0	0	0.0	0	0

JERELL ADAMS' NFL POSTSEASON RUSHING/RECEIVING STATISTICS

				RECEIVING					RUSHING				
DATE	TEAM	GP	GS	NO.	YDS	AVG	LG	TD	NO.	YDS.	AVG.	LG	TD
2016	Giants	0	0	0	0	0.0	0	0	0	0	0.0	0	0
2018	Texans	0	0	0	0	0.0	0	0	0	0	0.0	0	0
NFL TOTALS		0	0	0	0	0.0	0	0	0	0	0.0	0	0

JERELL ADAMS' NFL REGULAR SEASON RETURN STATISTICS

		KICKOFF RETURNS					PUNT RETURNS					
DATE	TEAM	RET.	YDS.	AVG.	LG	TD	NO.	FC	YDS	AVG	LG	TD
2016	Giants	0	0	0.0	0	0	0	0	0	0.0	0	0
2017	Giants	0	0	0.0	0	0	0	0	0	0.0	0	0
2018	Giants	0	0	0.0	0	0	0	0	0	0.0	0	0
2018	Texans	0	0	0.0	0	0	0	0	0	0.0	0	0
2018	TOTAL	0	0	0.0	0	0	0	0	0	0.0	0	0
NFL TOTALS		0	0	0.0	0	0	0	0	0	0.0	0	0

JERELL ADAMS' NFL POSTSEASON RETURN STATISTICS

		KICKOFF RETURNS					PUNT RETURNS					
DATE	TEAM	RET.	YDS.	AVG.	LG	TD	NO.	FC	YDS	AVG	LG	TD
2016	Giants	0	0	0.0	0	0	0	0	0	0.0	0	0
2018	Texans	0	0	0.0	0	0	0	0	0	0.0	0	0
NFL TOTALS		0	0	0.0	0	0	0	0	0	0.0	0	0

SINGLE-GAME HIGHS: RUSHING/RECEIVING

Receptions 4 at Arizona Cardinals, Dec 24, 2017
Receiving Yards 38 vs. Detroit Lions, Sep 18, 2017
Longest Receptions 38 vs. Detroit Lions, Sep 18, 2017
Receiving TDs 1 vs. Cincinnati Bengals, Nov 14, 2016

All-purpose yards 38 vs. Detroit Lions, Sep 18, 2017
Special Teams Tackles 2 vs. Los Angeles Chargers, Oct 08, 2017
Most TDs 1 vs. Cincinnati Bengals, Nov 14, 2016

TEXANS BIOS

2018 GAME-BY-GAME REGULAR SEASON STATISTICS (GIANTS/TEXANS)

W	DATE	OPPONENT P/S	RECEIVING					RUSHING					W/L	SCORE
			NO	YDS	AVG	LG	TD	ATT	YDS	LG	TD			
01	09/09	Jaguars											L	15-20
02	09/16	at Cowboys											L	13-20
03	09/23	at Texans											W	27-22
04	09/30	Saints											L	18-33
05	10/07	at Panthers											L	31-33
06	10/11	Eagles											L	13-34
Went from Giants to Texans .														
07	10/21	at Jaguars											W	20-7
08	10/25	Dolphins											W	42-23
09	11/04	at Broncos											W	19-17
11	11/18	at Redskins											W	23-21
12	11/26	Titans											W	34-17
13	12/02	Browns											W	29-13
14	12/09	Colts											L	21-24
15	12/15	at Jets											W	29-22
16	12/23	at Eagles											L	30-32
17	12/30	Jaguars											W	20-3
2018 TOTALS			0-0	0	0	0.0	0	0	0	0	0	0	9-7	

2018 GAME-BY-GAME POSTSEASON STATISTICS (TEXANS)

W	DATE	OPPONENT	P/S	RECEIVING					RUSHING					W/L	SCORE
				NO	YDS	AVG	LG	TD	ATT	YDS	LG	TD			
01	01/05	Colts		PRACTICE SQUAD										L	7-21
2018 TOTALS			0-0	0	0	0.0	0	0	0	0	0	0	0-1		



JORDAN AKINS

TIGHT END

6-4 | 243 | CENTRAL FLORIDA

HOMETOWN: LOCUST GROVE, GA. | AGE: 27

2ND NFL SEASON | 2ND WITH TEXANS | ACQUIRED: D3C-'18

2018 GP/GS (POST): 16/6 (1/0) | CAREER GP/GS (POST): 16/6 (1/0)

TEAMS: HOU '18



88

TRANSACTIONS: Selected by the Houston Texans with the 34th pick of the third round (98th overall) in the 2018 NFL Draft.

2018 (Houston 16/6; 1/0):

- ✦ Finished the season with 17 receptions for 225 yards (13.2 avg.) as a rookie
- ✦ Caught two passes for 11 yards and contributed on special teams at New England (9/9) in his NFL debut
- ✦ Tallied two receptions for 21 yards (10.5 avg.) at Tennessee (9/16)
- ✦ Recorded one reception for 18 yards and contributed on special teams vs. the N.Y. Giants (9/23)
- ✦ Hauled in two passes for 24 yards (12.0 avg.) at Indianapolis (9/30)
- ✦ Registered one reception for nine yards vs. Dallas (10/7)
- ✦ Caught one pass for six yards and contributed on special teams vs. Buffalo (10/14)
- ✦ Started at tight end and contributed on offense and special teams at Jacksonville (10/21)
- ✦ Started at tight end and helped the Texans rush for a season-high 188 yards vs. Miami (10/25)
- ✦ Started at tight end for a third-consecutive game at Denver (11/4)
- ✦ Hauled in two passes for a career-high 42 yards (21.0 avg.), including a career-long 28-yard reception at Washington (11/18)
- ✦ Caught one pass for eight yards vs. Tennessee (11/26)
- ✦ Tallied one reception for 13 yards vs. Cleveland (12/2)
- ✦ Recorded two receptions for 40 yards (20.0 avg.) vs. Indianapolis (12/9). Notched the most first quarter receiving yards (40) by a Texans rookie since WR Will Fuller V in Week 4 of the 2017 season vs. Tennessee
- ✦ Started at tight end at the N.Y. Jets (12/15)
- ✦ Recorded two receptions for 33 yards (16.5 avg.) at Philadelphia (12/23)
- ✦ Started at tight end and contributed on special teams vs. Jacksonville (12/30)
- ✦ Caught two passes for eight yards (4.0 avg.) in the Wild Card Round vs. Indianapolis (1/5)

CAREER AT CENTRAL FLORIDA:

- ✦ Played four seasons (2014-17) at the University of Central Florida in Orlando, Fla.
- ✦ Amassed 1,149 yards receiving and eight touchdowns in 41 career games played
- ✦ Also returned punts and kicks for the Knights during his four years at Central Florida

2017 (Central Florida):

- ✦ Named to the John Mackey Award Preseason Watch List, honoring the nation's top tight ends
- ✦ Started all 11 games at tight end
- ✦ Set single-season career highs for catches (30), receiving yards (459) and touchdowns (four)
- ✦ Averaged 15.3 yards per reception and 41.7 yards per game

2016 (Central Florida):

- ✦ Recorded 347 yards receiving and two touchdowns on 23 receptions in 13 games (seven starts)
- ✦ Led team in yards per reception (15.1)
- ✦ Tied a season high with five catches for 54 yards and a touchdown vs. Connecticut (10/22)

2015 (Central Florida):

- ✦ Opened the year as a starting wide receiver and return specialist
- ✦ Appeared in just two games due to injury
- ✦ Recorded 14 receptions for 152 yards and two touchdowns
- ✦ Also returned six kickoffs for 149 yards and two punts for 15 yards
- ✦ Amassed 104 yards receiving and two touchdowns on nine catches against Florida International (9/3)

2014 (Central Florida):

- ✦ Compiled 135 yards on 12 catches in 13 games played as a freshman
- ✦ Averaged 24.2 yards per kick return
- ✦ Logged 498 all-purpose yards on the season

PERSONAL:

- ✦ Prior to attending the University of Central Florida, was selected in the third round of the 2010 Major League Baseball Draft by the Texas Rangers
- ✦ Hit .218 as an outfielder in four seasons in the Texas farm system, including a .283 mark in 2011
- ✦ Hit 24 home runs and recorded 42 stolen bases in 321 minor league games played
- ✦ Was an all-state selection at Union Grove High School as a senior in 2009
- ✦ Earned all-state honors as a junior, leading Strong Rock Christian High School with 823 yards passing and 12 touchdowns, while rushing for 784 yards and 14 touchdowns
- ✦ Named all-conference as a sophomore in 2007

TEXANS BIOS

SINGLE-GAME HIGHS: RUSHING/RECEIVING

Receptions	2 at Philadelphia Eagles, Dec 23, 2018 ...5 more at 2.	All-purpose yards	42 at Washington Redskins, Nov 18, 2018
Receiving Yards	42 at Washington Redskins, Nov 18, 2018	Miscellaneous Tackles	1 vs. New York Giants, Sep 23, 2018
Longest Receptions	28 at Washington Redskins, Nov 18, 2018		

SINGLE-GAME HIGHS - POSTSEASON: RUSHING/RECEIVING

Receptions	2 vs. Indianapolis Colts, Jan 05, 2019	Longest Receptions	7 vs. Indianapolis Colts, Jan 05, 2019
Receiving Yards	8 vs. Indianapolis Colts, Jan 05, 2019	All-purpose yards	8 vs. Indianapolis Colts, Jan 05, 2019

2018 GAME-BY-GAME REGULAR SEASON STATISTICS (TEXANS)

W	DATE	OPPONENT	P/S	RECEIVING					RUSHING					W/L	SCORE
				NO	YDS	AVG	LG	TD	ATT	YDS	LG	TD	W/L		
01	09/09	at Patriots	P	2	11	6	8	0	0	0	0	0	0	L	20-27
02	09/16	at Titans	P	2	21	11	13	0	0	0	0	0	0	L	17-20
03	09/23	Giants	P	1	18	18	18	0	0	0	0	0	0	L	22-27
04	09/30	at Colts	P	2	24	12	14	0	0	0	0	0	0	W	37-34+
05	10/07	Cowboys	P	1	9	9	9	0	0	0	0	0	0	W	19-16+
06	10/14	Bills	P	1	6	6	6	0	0	0	0	0	0	W	20-13
07	10/21	at Jaguars	S	0	0	0	0	0	0	0	0	0	0	W	20-7
08	10/25	Dolphins	S	0	0	0	0	0	0	0	0	0	0	W	42-23
09	11/04	at Broncos	S	0	0	0	0	0	0	0	0	0	0	W	19-17
11	11/18	at Redskins	P	2	42	21	28	0	0	0	0	0	0	W	23-21
12	11/26	Titans	P	1	8	8	8	0	0	0	0	0	0	W	34-17
13	12/02	Browns	P	1	13	13	13	0	0	0	0	0	0	W	29-13
14	12/09	Colts	P	2	40	20	27	0	0	0	0	0	0	L	21-24
15	12/15	at Jets	S	0	0	0	0	0	0	0	0	0	0	W	29-22
16	12/23	at Eagles	S	2	33	17	22	0	0	0	0	0	0	L	30-32
17	12/30	Jaguars	S	0	0	0	0	0	0	0	0	0	0	W	20-3
2018 TOTALS			16-6	17	225	13.2	28	0	0	0	0	0	0	11-5	

+ - Overtime

2018 GAME-BY-GAME POSTSEASON STATISTICS (TEXANS)

W	DATE	OPPONENT	P/S	RECEIVING					RUSHING					W/L	SCORE
				NO	YDS	AVG	LG	TD	ATT	YDS	LG	TD	W/L		
01	01/05	Colts	P	2	8	4	7	0	0	0	0	0	0	L	7-21
2018 TOTALS			1-0	2	8	4.0	7	0	0	0	0	0	0	0-1	



CORNELL ARMSTRONG

CORNERBACK

6-0 | 185 | SOUTHERN MISS

HOMETOWN: INGLEWOOD, CALIF. | AGE: 23

2ND NFL SEASON | 1ST WITH TEXANS | ACQUIRED: FA-'19

CAREER GP/GS: 15/0

TEAMS: MIA '18; HOU '19



30

TRANSACTIONS: Selected by the Miami Dolphins in the sixth round (209th overall) of the 2018 NFL Draft...Waived by the Dolphins on Aug. 31, 2019...Signed by the Houston Texans on Sept. 2, 2019.

2018 (Miami 15/0):

- ✦ Appeared in 15 games of his rookie season as a reserve cornerback
- ✦ Finished the season with six solo tackles on defense and two solo tackles on special teams
- ✦ Tallied a season-high three solo tackles in the final game of the season at Buffalo (12/30)
- ✦ Recorded his first-career defensive tackle in the win vs. the N.Y. Jets (11/4) and finished the contest with two solo tackles

COLLEGE:

- ✦ Spent four seasons (2014-17) at the University of Southern Mississippi in Hattiesburg, Miss., playing in 47 games (40 starts) in his time with the Golden Eagles
- ✦ Racked up 146 tackles (108 solo), two interceptions and nine

passes defended over his collegiate career

- ✦ As a senior (2017), started in all 10 games and finished with 22 tackles, two interceptions and nine passes defended, earning him All-Conference USA honorable mention
- ✦ Posted 47 tackles (35 solo), one interception and nine passes defended in 13 starts as a junior (2016). His 47 tackles were fourth-most on the team
- ✦ As a sophomore in 2015, started all 12 games and finished fifth on the team with 47 tackles (37 solo) Also tied for second with two interceptions and added 12 passes defended on the season
- ✦ In his true freshman season in 2014, finished with 30 total tackles, three tackles for loss and four passes defended, earning him Conference USA All-Freshman honors

PERSONAL:

- ✦ Attended Bassfield (Miss.) High School where he recorded 62 career tackles (46 solo), six interceptions, two forced fumbles and three fumble recoveries over his high school career
- ✦ Son of Lessie Williams

CORNELL ARMSTRONG'S NFL REGULAR SEASON DEFENSIVE STATISTICS

DATE	TEAM	GP	GS	TACKLES								INTERCEPTIONS						FUMBLES			ST					MISC	
				TK	S	A	TFL	YDS	SK	YDS	QBH	NO	YDS	LG	TD	PD	FF	FR	YDS	TK	S	A	FF	FR	S	A	
2018	Dolphins	15	0	6	6	0	0	0	0.0	0.0	0	0	0	0	0	0	0	0	0	0	0	0	0	0			
NFL TOTALS		15	0	6	6	0	0	0	0.0	0.0	0	0	0	0	0	0	0	0	0	0	0	0	0	0			

SINGLE-GAME HIGHS: DEFENSIVE

Total Tackles 3 at Buffalo Bills, Dec 30, 2018

Special Teams Tackles

1 at Indianapolis Colts, Nov 25, 2018
...1 more at 1.

TEXANS BIOS

2018 GAME-BY-GAME REGULAR SEASON STATISTICS (DOLPHINS)

				TACKLES							INTERCEPTIONS					FUMBLES			ST					MISC					
W	DATE	OPPONENT		TK	S	A	SK	YDS	TFL	YDS	QBH	NO	YDS	LG	TD	PD	FF	FR	YDS	TK	S	A	FF	FR	S	A	W/L	SCORE	
01	09/09	Titans		INACTIVE																								W	27-20
02	09/16	at Jets	P	0	0	0	0.0	0.0	0	0	0	0	0	0	0	0	0	0	0	0	0	0	0	0	0	0	W	20-12	
03	09/23	Raiders	P	0	0	0	0.0	0.0	0	0	0	0	0	0	0	0	0	0	0	0	1	1	0	0	0	0	W	28-20	
04	09/30	at Patriots	P	0	0	0	0.0	0.0	0	0	0	0	0	0	0	0	0	0	0	0	0	0	0	0	0	0	L	7-38	
05	10/07	at Bengals	P	0	0	0	0.0	0.0	0	0	0	0	0	0	0	0	0	0	0	0	0	0	0	0	0	0	L	17-27	
06	10/14	Bears	P	0	0	0	0.0	0.0	0	0	0	0	0	0	0	0	0	0	0	0	0	0	0	0	0	0	W	31-28+	
07	10/21	Lions	P	0	0	0	0.0	0.0	0	0	0	0	0	0	0	0	0	0	0	0	0	0	0	0	0	0	L	21-32	
08	10/25	at Texans	P	0	0	0	0.0	0.0	0	0	0	0	0	0	0	0	0	0	0	0	0	0	0	0	0	0	L	23-42	
09	11/04	Jets	P	2	2	0	0.0	0.0	0	0	0	0	0	0	0	0	0	0	0	0	0	0	0	0	0	0	W	13-6	
10	11/11	at Packers	P	0	0	0	0.0	0.0	0	0	0	0	0	0	0	0	0	0	0	0	0	0	0	0	0	0	L	12-31	
12	11/25	at Colts	P	0	0	0	0.0	0.0	0	0	0	0	0	0	0	0	0	0	0	0	1	1	0	0	0	0	L	24-27	
13	12/02	Bills	P	0	0	0	0.0	0.0	0	0	0	0	0	0	0	0	0	0	0	0	0	0	0	0	0	0	W	21-17	
14	12/09	Patriots	P	0	0	0	0.0	0.0	0	0	0	0	0	0	0	0	0	0	0	0	0	0	0	0	0	0	W	34-33	
15	12/16	at Vikings	P	0	0	0	0.0	0.0	0	0	0	0	0	0	0	0	0	0	0	0	0	0	0	0	0	0	L	17-41	
16	12/23	Jaguars	P	1	1	0	0.0	0.0	0	0	0	0	0	0	0	0	0	0	0	0	0	0	0	0	0	0	L	7-17	
17	12/30	at Bills	P	3	3	0	0.0	0.0	0	0	0	0	0	0	0	0	0	0	0	0	0	0	0	0	0	0	L	17-42	
2018 TOTALS			15-0	6	6	0	0.0	0.0	0	0	0	0	0	0	0	0	0	0	0	0	2	2	0	0	0	0	7-9		

+ - Overtime



ANGELO BLACKSON

DEFENSIVE END

6-4 | 319 | AUBURN

HOMETOWN: BEAR, DEL. | AGE: 26

5TH NFL SEASON | 3RD WITH TEXANS | ACQUIRED: FA-'17

2018 GP/GS (POST): 16/4 (1/0) | CAREER GP/GS (POST): 54/6 (1/0)

TEAMS: TEN '15-'16; HOU '17-'18; NE '17



97

TRANSACTIONS: Selected by the Tennessee Titans with the first pick of the fourth round (100th overall) in the 2015 NFL Draft...Waived by Tennessee on Sept. 2, 2017...Signed to the New England Patriots practice squad on Sept. 4, 2017...Signed to the Houston Texans active roster on Nov. 1, 2017...Re-signed by the Texans on March 15, 2018...Re-signed by the Texans on March 11, 2019.

2018 (Houston 16/4; 1/0):

- Recorded 24 total tackles (18 solo), 1.0 sack, three passes defended, two quarterback hits, one tackle for loss and one fumble recovery in 16 games. Set single-season career highs in total tackles, passes defended and fumble recoveries
- Tallied three total tackles (two solo) and a pass defended at New England (9/9). Tipped a pass from Patriots QB Tom Brady, which was intercepted by S Tyrann Mathieu at the New England 17-yard line
- Recorded two total tackles at Tennessee (9/16)
- Matched his career high with three solo tackles and notched his first sack as a Texan vs. the N.Y. Giants (9/23)
- Started at defensive end vs. Indianapolis (9/30)
- Notched two total tackles (one solo) vs. Dallas (10/7)
- Registered two total tackles vs. Buffalo (10/14)
- Tallied one solo tackle, one pass defended and one quarterback hit at Jacksonville (10/21)
- Recorded one total tackle and one pass defended vs. Miami (10/25). Extended his single-season career-high for passes defended with three
- Recorded one solo tackle at Denver (11/4)
- Notched one total tackle at Washington (11/18)
- Contributed on defense vs. Tennessee (11/26)
- Tallied one total tackle and surrendered a season-low 31 rushing yards vs. Cleveland (12/2)
- Registered one total tackle (one solo) vs. Indianapolis (12/9)
- Recorded three total tackles (two solo) and his first career fumble recovery at the N.Y. Jets (12/15)
- Started at defensive end and recorded two solo stops at Philadelphia (12/23)
- Notched two solo tackles vs. Jacksonville (12/30)
- Contributed on defense and special teams in his playoff debut in the Wild Card Round vs. Indianapolis (1/5)

2017 (Houston 9/1):

- Compiled nine total tackles (eight solo), one pass defended and one quarterback hit in nine games played

- Made his debut for Houston vs. Indianapolis (11/5)
- Notched two total tackles and one pass defended at the Los Angeles Rams (11/12)
- Finished with two solo tackles at Tennessee (12/3)
- Posted two solo tackles for the second consecutive week vs. San Francisco (12/10)
- Recorded a pair of solo tackles vs. Pittsburgh (12/25)
- Started his first game of the season and recorded his first quarterback hit of the season at Indianapolis (12/31)

2016 (Tennessee 13/1):

- Played in 13 regular season games with one start and registered nine total tackles (four solo) and one pass defended
- Was inactive for three games
- Saw action as a reserve vs. Jacksonville (10/27) and notched two total tackles and a pass defended
- Made his first career start at Indianapolis (11/20) and tied a career high with three total tackles

2015 (Tennessee 16/0):

- Played in all 16 regular season games as a reserve and registered 15 total tackles (eight solo), 2.5 sacks and a forced fumble
- Made his NFL debut at Tampa Bay (9/13) and tallied three total tackles, his first career sack and first career forced fumble
- Appeared as a reserve at New Orleans (11/8) and totaled three tackles and 1.0 sack

COLLEGE:

- Played four seasons (2011-14) at Auburn (Ala.) University
- Appeared in 52 games with 18 starts and amassed 65 total tackles, 4.5 sacks, three forced fumbles, one fumble recovery and two passes defended
- Was on the field for the famous "Kick 6" play during the Auburn and Alabama game in 2013. Lined up on the defensive front to attempt to block the field goal and served as a blocker on the game winning missed field goal return for a touchdown

PERSONAL:

- Attended Red Lion Christian High School in Bear, Del.
- Posted 40 total tackles, 3.0 sacks, three forced fumbles, two passes defended and one fumble recovery in just seven games as a senior
- Majored in sociology at Auburn

TEXANS BIOS

ANGELO BLACKSON'S NFL REGULAR SEASON DEFENSIVE STATISTICS

DATE	TEAM	TACKLES										INTERCEPTIONS						FUMBLES			ST					MISC	
		GP	GS	TK	S	A	TFL	YDS	SK	YDS	QBH	NO	YDS	LG	TD	PD	FF	FR	YDS	TK	S	A	FF	FR	S	A	
2015	Titans	16	0	15	8	7	2	14	2.5	17.5	3	0	0	0	0	0	1	0	0	0	0	0	0	0	0	0	
2016	Titans	13	1	9	4	5	2	4	0.0	0.0	2	0	0	0	0	1	0	0	0	0	0	0	0	0	0	0	
2017	Patriots	0	0	0	0	0	0	0	0.0	0.0	0	0	0	0	0	0	0	0	0	0	0	0	0	0	0	0	
2017	Texans	9	1	9	8	1	0	0	0.0	0.0	1	0	0	0	0	1	0	0	0	0	0	0	0	0	0	0	
2017	TOTAL	9	1	9	8	1	0	0	0.0	0.0	1	0	0	0	0	1	0	0	0	0	0	0	0	0	0	0	
2018	Texans	16	4	24	18	6	1	7	1.0	7.0	2	0	0	0	0	3	0	1	0	0	0	0	0	0	0	0	
NFL TOTALS		54	6	57	38	19	5	25	3.5	24.5	8	0	0	0	0	5	1	1	0	0	0	0	0	0	0	0	

ANGELO BLACKSON'S NFL POSTSEASON DEFENSIVE STATISTICS

DATE	TEAM	GP	GS	TACKLES							INTERCEPTIONS					FUMBLES			ST					MISC	
				TK	S	A	TFL	YDS	SK	YDS	QBH	NO	YDS	LG	TD	PD	FF	FR	YDS	TK	S	A	FF	FR	S
2018	Texans	1	0	0	0	0	0	0	0.0	0.0	0	0	0	0	0	0	0	0	0	0	0	0	0	0	
NFL TOTALS		1	0	0	0	0	0	0	0.0	0.0	0	0	0	0	0	0	0	0	0	0	0	0	0	0	

SINGLE-GAME HIGHS: DEFENSIVE

Total Tackles 3 at New York Jets, Dec 15, 2018

...4 more at 3.

Sacks 1.0 vs. New York Giants, Sep 23, 2018

...2 more at 1.0.

Passes Defensed 1 vs. Miami Dolphins, Oct 25, 2018

...4 more at 1.

Forced Fumbles

1 at Tampa Bay Buccaneers, Sep 13, 2015

Fumble Recoveries

1 at New York Jets, Dec 15, 2018

Tackles For Loss

1 vs. New York Giants, Sep 23, 2018

...4 more at 1.

2018 GAME-BY-GAME REGULAR SEASON STATISTICS (TEXANS)

				TACKLES							INTERCEPTIONS					FUMBLES			ST					MISC				
W	DATE	OPPONENT		TK	S	A	SK	YDS	TFL	YDS	QBH	NO	YDS	LG	TD	PD	FF	FR	YDS	TK	S	A	FF	FR	S	A	W/L	SCORE
01	09/09	at Patriots	P	3	2	1	0.0	0.0	0	0	0	0	0	0	0	1	0	0	0	0	0	0	0	0	0	0	L	20-27
02	09/16	at Titans	P	2	2	0	0.0	0.0	0	0	0	0	0	0	0	0	0	0	0	0	0	0	0	0	0	L	17-20	
03	09/23	Giants	P	3	3	0	1.0	7.0	1	7	1	0	0	0	0	0	0	0	0	0	0	0	0	0	0	L	22-27	
04	09/30	at Colts	S	0	0	0	0.0	0.0	0	0	0	0	0	0	0	0	0	0	0	0	0	0	0	0	0	W	37-34+	
05	10/07	Cowboys	S	1	0	1	0.0	0.0	0	0	0	0	0	0	0	0	0	0	0	0	0	0	0	0	0	W	19-16+	
06	10/14	Bills	P	2	0	2	0.0	0.0	0	0	0	0	0	0	0	0	0	0	0	0	0	0	0	0	0	W	20-13	
07	10/21	at Jaguars	P	1	1	0	0.0	0.0	0	0	1	0	0	0	0	1	0	0	0	0	0	0	0	0	0	W	20-7	
08	10/25	Dolphins	P	1	1	0	0.0	0.0	0	0	0	0	0	0	0	1	0	0	0	0	0	0	0	0	0	W	42-23	
09	11/04	at Broncos	P	1	1	0	0.0	0.0	0	0	0	0	0	0	0	0	0	0	0	0	0	0	0	0	0	W	19-17	
11	11/18	at Redskins	P	1	0	1	0.0	0.0	0	0	0	0	0	0	0	0	0	0	0	0	0	0	0	0	0	W	23-21	
12	11/26	Titans	P	0	0	0	0.0	0.0	0	0	0	0	0	0	0	0	0	0	0	0	0	0	0	0	0	W	34-17	
13	12/02	Browns	P	1	1	0	0.0	0.0	0	0	0	0	0	0	0	0	0	0	0	0	0	0	0	0	0	W	29-13	
14	12/09	Colts	P	1	1	0	0.0	0.0	0	0	0	0	0	0	0	0	0	0	0	0	0	0	0	0	0	L	21-24	
15	12/15	at Jets	P	3	2	1	0.0	0.0	0	0	0	0	0	0	0	0	0	1	0	0	0	0	0	0	0	W	29-22	
16	12/23	at Eagles	S	2	2	0	0.0	0.0	0	0	0	0	0	0	0	0	0	0	0	0	0	0	0	0	0	L	30-32	
17	12/30	Jaguars	S	2	2	0	0.0	0.0	0	0	0	0	0	0	0	0	0	0	0	0	0	0	0	0	0	W	20-3	
2018 TOTALS				16-4	24	18	6	1.0	7.0	1	7	2	0	0	0	3	0	1	0	0	0	0	0	0	0	0	11-5	

+ - Overtime

2018 GAME-BY-GAME POSTSEASON STATISTICS (TEXANS)

				TACKLES							INTERCEPTIONS					FUMBLES			ST					MISC					
W	DATE	OPPONENT		TK	S	A	SK	YDS	TFL	YDS	QBH	NO	YDS	LG	TD	PD	FF	FR	YDS	TK	S	A	FF	FR	S	A	W/L	SCORE	
01	01/05	Colts	P	0	0	0	0.0	0.0	0	0	0	0	0	0	0	0	0	0	0	0	0	0	0	0	0	0	L	7-21	
2018 TOTALS				1-0	0	0	0	0.0	0.0	0	0	0	0	0	0	0	0	0	0	0	0	0	0	0	0	0	0	0-1	



DEANDRE CARTER

WIDE RECEIVER

5-8 | 190 | SACRAMENTO STATE

HOMETOWN: SAN JOSE, CALIF. | AGE: 26

2ND NFL SEASON | 2ND WITH TEXANS | ACQUIRED: W-'18 (PHI)

CAREER GP/GS (POST): 14/4 (1/0)

TEAMS: SF '17; HOU '18; PHI '18



14

TRANSACTIONS: Signed by the Baltimore Ravens as a college free agent on May 8, 2015...Waived by the Ravens on Aug. 31, 2015...Signed to the Oakland Raiders practice squad on Sept. 16, 2015...Released from the Raiders practice squad on Dec. 1, 2015...Signed to the New England Patriots practice squad on Dec. 15, 2015...Released from the Patriots practice squad on Jan. 12, 2016...Signed to the Patriots practice squad on Jan. 13, 2016...Signed by the Patriots on Jan. 25, 2016...Waived by the Patriots on Sept. 3, 2016...Signed by the San Francisco 49ers on Feb. 24, 2017...Waived by the 49ers on Sept. 2, 2017...Signed to the 49ers practice squad on Sept. 3, 2017...Signed by the 49ers on Jan. 2, 2018...Waived by the 49ers on May 15, 2018...Signed by the Philadelphia Eagles on July 28, 2018...Waived by the Eagles on Sept. 18, 2018...Signed to the Eagles practice squad on Sept. 20, 2018...Signed to the Eagles active roster on Sept. 29, 2018...Waived by the Eagles on Nov. 6, 2018...Claimed off waivers by the Houston Texans on Nov. 7, 2018...Re-signed by the Texans on March 11, 2019.

2018 (Philadelphia 7/1; Houston 7/3; 1/0):

- Recorded 20 receptions for 195 yards (9.8 avg.), returned 16 punts for 146 yards (9.1 avg.) and returned nine kicks for 221 yards (24.6 avg.) in seven regular season games with Houston
- Made his NFL debut and recorded his first career reception for 10 yards vs. Atlanta (9/6)
- Returned two punts for 42 yards (21.0 avg.) at Tennessee (9/30)
- Recorded 86 return yards on four kickoff returns (21.5 avg.) vs. Minnesota (10/7)
- Returned five punts for 47 yards (9.4 avg.) and two kickoffs for 34 yards (17.0 avg.) at the N.Y. Giants (10/11)
- Tallied 14 punt return yards on two punts (7.0 avg.) and 73 kickoff return yards on three kickoffs (24.3 avg.), including a career-high 30-yard kickoff return vs. Carolina (10/21)
- Returned one kickoff for 11 yards (11.0 avg.) at Jacksonville (10/28)
- Claimed off waivers by the Texans prior to Week 10
- Returned one punt for 16 yards and one kickoff for 18 yards in his Texans debut at Washington (11/18)
- Returned one kickoff for 30 yards and three punts for 37 yards (12.3 avg.) vs. Tennessee (11/26)
- Set career highs in receptions (six) and receiving yards (32) and returned one kickoff for 23 yards vs. Cleveland (12/2)
- Returned one punt for 12 yards (12.0 avg.) before leaving the game due to injury vs. Indianapolis (12/10)
- Caught two passes for a career-high 55 yards (27.5 avg.), including a career-long 50-yard reception, and rushed once for seven yards (7.0 avg.) at the N.Y. Jets (12/15). Returned three punts for 17 yards (5.7 avg.) and one kickoff for 28 yards (28.0 avg.)

- Matched a career high with six receptions for a career-high 61 yards (10.2 avg.), and returned five kickoffs for 122 yards (24.4 avg.) and one punt for eight yards (8.0 avg.) at Philadelphia (12/23)
- Caught four passes for 33 receiving yards (8.3 avg.) and returned six punts for 56 yards (9.3 avg.), including a 30-yard long, and had three fair catches vs. Jacksonville (12/30)
- Returned one kickoff for 26 yards (26.0 avg.) in the Wild Card Round vs. Indianapolis (1/5)

2017 (San Francisco 0/0):

- Participated in the offseason and preseason with the 49ers
- Spent the entirety of the 2017 season on the 49ers practice squad

2016 (New England 0/0):

- Spent the offseason and preseason with the Patriots

2015 (Oakland 0/0; New England 0/0, 0/0):

- Spent the offseason and preseason with the Ravens
- Signed to the Raiders practice squad prior to Week 2
- Spent Weeks 2-12 on the Raiders practice squad
- Signed to the Patriots practice squad and spent the final four weeks of the regular season and both postseason contests on the practice squad

COLLEGE:

- Played four seasons (2011-14) at California State University, Sacramento
- Caught 207 passes for 2,760 yards (13.3 avg.) and 35 touchdowns in 41 career games for the Hornets
- Returned 18 career kickoffs for 426 yards (23.7 avg.) and 10 punts for 125 yards (12.5 avg.) and one touchdown
- Earned All-America honors from the Associated Press and the FCS Athletic Directors Association as a senior in 2014
- Named the only unanimous, first-team all-Big Sky selection in 2014
- Served as team captain as a senior
- Led the FCS with 99 receptions for 1,321 yards (13.3 avg.) and 17 touchdowns in 2014
- Earned FCS and Big Sky Player of the Week honors after recording a program-record 16 receptions for 273 yards and four touchdowns vs. Southern Utah (11/8)
- Scored multiple touchdowns in six games as a senior
- Tallied 64 receptions for 934 yards (14.6 avg.) and 14 touchdowns as a junior in 2013

TEXANS BIOS

- Earned first-team all-Big Sky honors as a junior
- Set the program record for touchdown receptions in a single game with five vs. Southern Oregon (9/14)
- Recorded 32 receptions for 344 yards (10.8 avg.) and four touchdowns in 10 games as a sophomore
- Led the team with an average of 28.6 yards per kickoff in 2012
- Played in eight games as a true freshman and caught 12 passes for 161 yards (13.4 avg.) in 2011
- Returned eight kickoffs for an average of 21.25 yards per return

PERSONAL:

- Attended Washington High School in Fremont, Calif.
- Named third-team all-state, first-team all-East Bay and the Mission Valley Athletic League Offensive Player of the Year as a senior in 2010
- Caught 69 passes for 1,093 yards and 15 touchdowns as a senior
- Recorded 380 rushing yards and eight touchdowns in 2010
- Name first-team all-league at wide receiver and defensive back and was a second-team selection as a kick returner
- Majored in communications studies at Sacramento State

DEANDRE CARTER'S NFL REGULAR SEASON RUSHING/RECEIVING STATISTICS

DATE	TEAM	GP	GS	RECEIVING					RUSHING				
				NO.	YDS	AVG	LG	TD	NO.	YDS.	AVG.	LG	TD
2017	49ers	0	0	0	0	0.0	0	0	0	0	0.0	0	0
2018	Eagles	7	1	2	21	10.5	11	0	0	0	0.0	0	0
2018	Texans	7	3	20	195	9.8	50	0	1	7	7.0	7	0
2018	TOTAL	14	4	22	216	9.8	50	0	1	7	7.0	7	0
NFL TOTALS		14	4	22	216	9.8	50	0	1	7	7.0	7	0

DEANDRE CARTER'S NFL POSTSEASON RUSHING/RECEIVING STATISTICS

DATE	TEAM	GP	GS	RECEIVING					RUSHING				
				NO.	YDS	AVG	LG	TD	NO.	YDS.	AVG.	LG	TD
2018	Texans	1	0	0	0	0.0	0	0	0	0	0.0	0	0
NFL TOTALS		1	0	0	0	0.0	0	0	0	0	0.0	0	0

DEANDRE CARTER'S NFL REGULAR SEASON RETURN STATISTICS

DATE	TEAM	RET.	KICKOFF RETURNS					PUNT RETURNS				
			YDS.	AVG.	LG	TD	NO.	FC	YDS	AVG	LG	TD
2017	49ers	0	0	0.0	0	0	0	0	0	0.0	0	0
2018	Eagles	10	204	20.4	30	0	10	0	103	10.3	42	0
2018	Texans	9	221	24.6	30	0	16	8	146	9.1	30	0
2018	TOTAL	19	425	22.4	30	0	26	8	249	9.6	42	0
NFL TOTALS		19	425	22.4	30	0	26	8	249	9.6	42	0

DEANDRE CARTER'S NFL POSTSEASON RETURN STATISTICS

DATE	TEAM	RET.	KICKOFF RETURNS					PUNT RETURNS				
			YDS.	AVG.	LG	TD	NO.	FC	YDS	AVG	LG	TD
2018	Texans	1	26	26.0	26	0	0	2	0	0.0	0	0
NFL TOTALS		1	26	26.0	26	0	0	2	0	0.0	0	0

SINGLE-GAME HIGHS: RUSHING/RECEIVING

Rush Attempts 1 at New York Jets, Dec 15, 2018
Rushing Yards 7 at New York Jets, Dec 15, 2018
Longest Runs 7 at New York Jets, Dec 15, 2018
Receptions 6 at Philadelphia Eagles, Dec 23, 2018
 ...1 more at 6.
Receiving Yards 61 at Philadelphia Eagles, Dec 23, 2018
Longest Receptions 50 at New York Jets, Dec 15, 2018
All-purpose yards 191 at Philadelphia Eagles, Dec 23, 2018

Kickoff Returns 5 at Philadelphia Eagles, Dec 23, 2018
Kickoff Return Yards 122 at Philadelphia Eagles, Dec 23, 2018
Longest Kickoff Return 30 at Philadelphia Eagles, Dec 23, 2018
 ...2 more at 30.
Fair Catches 3 vs. Jacksonville Jaguars, Dec 30, 2018
Punt Return Yards 56 vs. Jacksonville Jaguars, Dec 30, 2018
Longest Punt Return 42 at Tennessee Titans, Sep 30, 2018
Punt Returns 6 vs. Jacksonville Jaguars, Dec 30, 2018

TEXANS BIOS

SINGLE-GAME HIGHS - POSTSEASON: RUSHING/RECEIVING

Kickoff Returns	1 vs. Indianapolis Colts, Jan 05, 2019	Longest Kickoff Return	26 vs. Indianapolis Colts, Jan 05, 2019
Kickoff Return Yards	26 vs. Indianapolis Colts, Jan 05, 2019	Fair Catches	2 vs. Indianapolis Colts, Jan 05, 2019

2018 GAME-BY-GAME REGULAR SEASON STATISTICS (EAGLES/TEXANS)

W	DATE	OPPONENT	P/S	RECEIVING					RUSHING				W/L	SCORE
				NO	YDS	AVG	LG	TD	ATT	YDS	LG	TD		
01	09/06	Falcons	S	1	10	10	10	0	0	0	0	0	W	18-12
02	09/16	at Buccaneers	P	0	0	0	0	0	0	0	0	0	L	21-27
03	09/23	Colts											W	20-16
04	09/30	at Titans	P	0	0	0	0	0	0	0	0	0	L	23-26+
05	10/07	Vikings	P	0	0	0	0	0	0	0	0	0	L	21-23
06	10/11	at Giants	P	1	11	11	11	0	0	0	0	0	W	34-13
07	10/21	Panthers	P	0	0	0	0	0	0	0	0	0	L	17-21
08	10/28	at Jaguars	P	0	0	0	0	0	0	0	0	0	W	24-18
10	11/11	Cowboys											L	20-27
DID NOT PLAY														
Went from Eagles to Texans .														
11	11/18	at Redskins	P	0	0	0	0	0	0	0	0	0	W	23-21
12	11/26	Titans	P	1	14	14	14	0	0	0	0	0	W	34-17
13	12/02	Browns	S	6	32	5	11	0	0	0	0	0	W	29-13
14	12/09	Colts	P	1	0	0	0	0	0	0	0	0	L	21-24
15	12/15	at Jets	S	2	55	28	50	0	1	7	7	0	W	29-22
16	12/23	at Eagles	P	6	61	10	24	0	0	0	0	0	L	30-32
17	12/30	Jaguars	S	4	33	8	12	0	0	0	0	0	W	20-3
2018 TOTALS			14-4	22	216	9.8	50	0	1	7	7	0	9-7	

+ - Overtime

2018 GAME-BY-GAME POSTSEASON STATISTICS (TEXANS)

W	DATE	OPPONENT	P/S	RECEIVING					RUSHING				W/L	SCORE
				NO	YDS	AVG	LG	TD	ATT	YDS	LG	TD		
01	01/05	Colts	P	0	0	0	0	0	0	0	0	0	L	7-21
2018 TOTALS			1-0	0	0	0.0	0	0	0	0	0	0	0-1	

TEXANS BIOS

2018 GAME-BY-GAME REGULAR SEASON STATISTICS (EAGLES/TEXANS)

W	DATE	OPPONENT	P/S	KICKOFF RETURNS					PUNT RETURNS					TD	W/L	SCORE
				RET	YDS	AVG	LG	TD	NO	FC	YDS	AVG	LG			
01	09/06	Falcons	S	0	0	0.0	0	0	0	0	0	0.0	0	0	W	18-12
02	09/16	at Buccaneers	P	0	0	0.0	0	0	0	0	0	0.0	0	0	L	21-27
03	09/23	Colts							DID NOT PLAY						W	20-16
04	09/30	at Titans	P	0	0	0.0	0	0	2	0	42	21.0	42	0	L	23-26+
05	10/07	Vikings	P	4	86	21.5	24	0	0	0	0	0.0	0	0	L	21-23
06	10/11	at Giants	P	2	34	17.0	20	0	5	0	47	9.4	23	0	W	34-13
07	10/21	Panthers	P	3	73	24.3	30	0	2	0	14	7.0	13	0	L	17-21
08	10/28	at Jaguars	P	1	11	11.0	11	0	1	0	0	0.0	0	0	W	24-18
10	11/11	Cowboys							DID NOT PLAY						L	20-27
									Went from Eagles to Texans .							
11	11/18	at Redskins	P	1	18	18.0	18	0	1	2	16	16.0	16	0	W	23-21
12	11/26	Titans	P	1	30	30.0	30	0	3	1	37	12.3	25	0	W	34-17
13	12/02	Browns	S	1	23	23.0	23	0	1	0	0	0.0	0	0	W	29-13
14	12/09	Colts	P	0	0	0.0	0	0	1	1	12	12.0	12	0	L	21-24
15	12/15	at Jets	S	1	28	28.0	28	0	3	1	17	5.7	15	0	W	29-22
16	12/23	at Eagles	P	5	122	24.4	30	0	1	0	8	8.0	8	0	L	30-32
17	12/30	Jaguars	S	0	0	0.0	0	0	6	3	56	9.3	30	0	W	20-3
2018 TOTALS			14-4	19	425	22.4	30	0	26	8	249	9.6	42	0	9-7	

+ - Overtime



DYLAN COLE

INSIDE LINEBACKER

6-0 | 237 | MISSOURI STATE

HOMETOWN: SPRINGFIELD, MO. | AGE: 25

3RD NFL SEASON | 3RD WITH TEXANS | ACQUIRED: CFA-'17

2018 GP/GS (POST): 8/0 (1/0) | CAREER GP/GS (POST): 20/1 (1/0)

TEAMS: HOU '17-'18



51

TRANSACTIONS: Signed by the Houston Texans as a college free agent on May 12, 2017.

2018 (Houston 8/0; 1/0):

- Finished with 13 total tackles (13 solo), one tackle for loss and three passes defended in eight regular season games
- Tallied five solo tackles and one pass defended at New England (9/9)
- Notched three solo tackles at Tennessee (9/16)
- Recorded one solo stop vs. the N.Y. Giants (9/23)
- Placed on the Reserve/Injured list on Sept. 25
- Activated off the Reserve/Injured list on Nov. 27
- Notched one total tackle vs. Cleveland (12/2)
- Contributed on defense and special teams vs. Indianapolis (12/9)
- Totaled two total tackles (two solo) at the N.Y. Jets (12/15)
- Recorded one pass defended at Philadelphia (12/23)
- Compiled one total tackle (one solo), one tackle for loss and one pass defended vs. Jacksonville (12/30)
- Tallied four total tackles (two solo) in the Wild Card Round vs. Indianapolis (1/5)

2017 (Houston 12/1):

- Recorded 25 total tackles (10 solo), four tackles for loss, three passes defended, two interceptions, two quarterback hits and 1.0 sack in 12 games as a rookie
- Became the first rookie to record an interception for a touchdown in franchise history and first Texans player with a pick-six since CB Kareem Jackson in Week 10 of 2016
- Was also the only college free agent in the NFL with a pick-six in 2017 and the first rookie college free agent linebacker with an interception returned for a touchdown since Chase Blackburn did it for the Giants in Week 16 of the 2005 season
- Made his NFL debut and recorded one quarterback hit vs. Jacksonville (9/10)
- Received extensive action at inside linebacker and notched his first three career tackles at Cincinnati (9/14)
- Became the first rookie in NFL history to record at least five total tackles, one sack and one interception returned for a touchdown vs. Tennessee (10/1)
- Started his first career game and totaled five tackles and one tackle for loss vs. Kansas City (10/8)
- Registered one tackle for loss and recorded his second interception of the season vs. Cleveland (10/15)
- Returned to action and produced a defensive and special teams tackle at Baltimore (11/27)
- Produced one special teams tackle vs. San Francisco (12/10)

- Finished with one solo tackle and one special teams tackle at Jacksonville (12/17)
- Tied a career best with five total tackles and notched his third pass defended of the season vs. Pittsburgh (12/25)
- Recorded three total tackles and one tackle for loss at Indianapolis (12/31)

COLLEGE:

- Played four seasons (2013-16) at Missouri State University in Springfield, Mo. after redshirting the 2012 campaign
- Finished his Bears career with 457 tackles (third-most in MSU history), 40.5 tackles for loss, 21 passes defended, 5.0 sacks, five interceptions and three forced fumble and two fumble recoveries in 46 career games (all starts)
- Racked up 22 double-figure tackle games, including 15 in a row to end his career
- Credited with 142 total tackles, 8.0 tackles for loss, six passes defended, three forced fumbles and two interceptions in 11 games as a senior in 2016
- Earned NCAA Division I FCS Consensus All-America honors as one of the nation's top linebackers his senior year
- Led all FCS players in total tackles per game (12.9) and was second nationally in solo tackles per game (7.7)
- Finalist for Buck Buchanan Award as top defensive player in DI FCS football (finished third) First-team All-America selection by Associated Press, AFCA, Walter Camp Football Foundation, STATS Inc., HERO Sports, and FCS ADA
- Earned All-MVFC First-Team honors and led the conference with 152 total tackles as a junior in 2015
- Started all 12 games as a sophomore in 2014 and earned All-MVFC honorable mention honors
- Started all 12 games at Sam linebacker as a redshirt freshman in 2013
- Was MSU's only freshman player on the MVFC All-Newcomer Team
- Redshirted the 2012 season and earned MSU Defensive Scout Team Player of the Year by the coaches

PERSONAL:

- Attended Logan-Rogersville (Mo.) High School
- A Missouri Class 3 consensus all-state running back after compiling 2,002 rushing yards on 225 carries for 33 touchdowns for the state champions in 2011
- Registered 102 total tackles, seven for loss and a pair of interceptions as a senior at linebacker
- Named MHSFCA Offensive Player of the Year in 2011 as well as

TEXANS BIOS

Central Ozarks Co-Offensive Player of the Year and SWMFCA
Offensive Player of the Year

✈ Son of Tacoma Bailey and Traci Cole of Rogersville, Mo.
✈ Has three siblings: Devon, Daelyn and Danae

DYLAN COLE'S NFL REGULAR SEASON DEFENSIVE STATISTICS

TACKLES												INTERCEPTIONS					FUMBLES			ST					MISC	
DATE	TEAM	GP	GS	TK	S	A	TFL	YDS	SK	YDS	QBH	NO	YDS	LG	TD	PD	FF	FR	YDS	TK	S	A	FF	FR	S	A
2017	Texans	12	1	25	10	15	4	6	1.0	1.0	2	2	28	25t	1	3	0	0	0	7	6	1	0	0	0	0
2018	Texans	8	0	13	13	0	1	8	0.0	0.0	0	0	0	0	0	3	0	0	0	0	0	0	0	0	0	0
NFL TOTALS		20	1	38	23	15	5	14	1.0	1.0	2	2	28	25t	1	6	0	0	0	7	6	1	0	0	0	0

SINGLE-GAME HIGHS: DEFENSIVE

Total Tackles 5 at New England Patriots, Sep 09, 2018
...3 more at 5.

Sacks 1.0 vs. Tennessee Titans, Oct 01, 2017

Passes Defensed 1 vs. Jacksonville Jaguars, Dec 30, 2018
...5 more at 1.

Tackles For Loss 1 vs. Jacksonville Jaguars, Dec 30, 2018
...4 more at 1.

Interceptions 1 vs. Cleveland Browns, Oct 15, 2017
...1 more at 1.

Interception Return Yards 25 vs. Tennessee Titans, Oct 01, 2017

Special Teams Tackles 2 at Cincinnati Bengals, Sep 14, 2017

2018 GAME-BY-GAME REGULAR SEASON STATISTICS (TEXANS)

			TACKLES								INTERCEPTIONS					FUMBLES			ST					MISC					
W	DATE	OPPONENT	TK	S	A	SK	YDS	TFL	YDS	QBH	NO	YDS	LG	TD	PD	FF	FR	YDS	TK	S	A	FF	FR	S	A	W/L	SCORE		
01	09/09	at Patriots	P	5	5	0	0.0	0.0	0	0	0	0	0	0	0	1	0	0	0	0	0	0	0	0	0	0	L	20-27	
02	09/16	at Titans	P	3	3	0	0.0	0.0	0	0	0	0	0	0	0	0	0	0	0	0	0	0	0	0	0	L	17-20		
03	09/23	Giants	P	1	1	0	0.0	0.0	0	0	0	0	0	0	0	0	0	0	0	0	0	0	0	0	0	L	22-27		
04	09/30	at Colts									RESERVE/INJURED																	W	37-34+
05	10/07	Cowboys									RESERVE/INJURED																	W	19-16+
06	10/14	Bills									RESERVE/INJURED																	W	20-13
07	10/21	at Jaguars									RESERVE/INJURED																	W	20-7
08	10/25	Dolphins									RESERVE/INJURED																	W	42-23
09	11/04	at Broncos									RESERVE/INJURED																	W	19-17
11	11/18	at Redskins									RESERVE/INJURED																	W	23-21
12	11/26	Titans									RESERVE/INJURED																	W	34-17
13	12/02	Browns	P	1	1	0	0.0	0.0	0	0	0	0	0	0	0	0	0	0	0	0	0	0	0	0	0	W	29-13		
14	12/09	Colts	P	0	0	0	0.0	0.0	0	0	0	0	0	0	0	0	0	0	0	0	0	0	0	0	0	L	21-24		
15	12/15	at Jets	P	2	2	0	0.0	0.0	0	0	0	0	0	0	0	0	0	0	0	0	0	0	0	0	0	W	29-22		
16	12/23	at Eagles	P	0	0	0	0.0	0.0	0	0	0	0	0	0	1	0	0	0	0	0	0	0	0	0	0	L	30-32		
17	12/30	Jaguars	P	1	1	0	0.0	0.0	1	8	0	0	0	0	1	0	0	0	0	0	0	0	0	0	0	W	20-3		
2018 TOTALS			8-0	13	13	0	0.0	0.0	1	8	0	0	0	0	3	0	0	0	0	0	0	0	0	0	0	11-5			

+ - Overtime

2018 GAME-BY-GAME POSTSEASON STATISTICS (TEXANS)

				TACKLES							INTERCEPTIONS					FUMBLES			ST					MISC					
W	DATE	OPPONENT		TK	S	A	SK	YDS	TFL	YDS	QBH	NO	YDS	LG	TD	PD	FF	FR	YDS	TK	S	A	FF	FR	S	A	W/L	SCORE	
01	01/05	Colts	P	4	2	2	0.0	0.0	0	0	0	0	0	0	0	0	0	0	0	0	0	0	0	0	0	0	L	7-21	
2018 TOTALS				1-0	4	2	2	0.0	0.0	0	0	0	0	0	0	0	0	0	0	0	0	0	0	0	0	0	0	0-1	



AARON COLVIN

CORNERBACK

6-0 | 191 | OKLAHOMA

HOMETOWN: TULSA, OKLA. | AGE: 27

6TH NFL SEASON | 2ND WITH TEXANS | ACQUIRED: UFA-'18 (JAX)

2018 GP/GS: 10/2 | CAREER GP/GS (POST): 58/27 (3/0)

TEAMS: JAX '14-17; HOU '18



22

TRANSACTIONS: Selected by the Jacksonville Jaguars with the 14th pick in the fourth round (114th overall) of the 2014 NFL Draft...Signed by the Houston Texans as an unrestricted free agent on March 15, 2018.

2018 (Houston 10/2; 0/0):

- ✦ Tallied 29 total tackles (22 solo), a career-high two fumble recoveries and one pass defended in 10 games in 2018
- ✦ Recorded four total tackles (two solo) in his Texans debut at New England (9/9)
- ✦ Notched three total tackles (two solo) at Tennessee (9/16)
- ✦ Started at cornerback and tallied a season-high seven total tackles (five solo) vs. the N.Y. Giants (9/23)
- ✦ Registered four solo stops at Indianapolis (9/30)
- ✦ Inactive Weeks 5-11
- ✦ Recorded his first fumble recovery of the season vs. Tennessee (11/26)
- ✦ Tallied a team-high six total tackles (five solo) and one fumble recovery vs. Cleveland (12/2)
- ✦ Contributed on special teams vs. Indianapolis (12/9)
- ✦ Notched one total tackle (one solo) and one passed defended at the N.Y. Jets (12/15)
- ✦ Recorded four total tackles (three solo) at Philadelphia (12/23)
- ✦ Contributed on special teams vs. Jacksonville (12/30)
- ✦ Inactive in the Wild Card Round vs. Indianapolis (1/5)

2017 (Jacksonville 16/5, 3/0):

- ✦ Compiled 44 total tackles (37 solo), five passes defended and one fumble recovery in 16 games played
- ✦ Part of a Jacksonville secondary that ranked first in opponent completion percentage and opponent passing yards per game
- ✦ Notched a career-high 10 tackles at Pittsburgh (10/8) in Week 5
- ✦ Intercepted QB Tyrod Taylor in his first career playoff game vs. Buffalo (1/7) in 2018 Wild Card Round

2016 (Jacksonville 10/4):

- ✦ Recorded 22 total tackles (18 solo), two tackles for loss, 1.0 sack and one quarterback hit in 10 games
- ✦ Missed the first four games of the season on the Reserve/Suspended by the Commissioner list
- ✦ Made his season debut, posting five solo tackles, including one tackle for loss at Chicago (10/16) in Week 6
- ✦ Started and made two total tackles (one solo) at Tennessee (10/17) in Week 8
- ✦ Made seven tackles (five solo) at Kansas City (11/6) in Week 9
- ✦ Registered a seven-yard sack vs. Houston (11/13) in Week 10
- ✦ Started and recorded two solo tackles before exiting the game

with a concussion at Detroit (11/20) in Week 11

- ✦ Started before exiting the game with an injury at Houston (12/18) in Week 15

2015 (Jacksonville 16/15):

- ✦ Started in 15-of-16 games, totaling 73 tackles (60 solo), seven passes defended, six tackles for loss and 4.0 sacks
- ✦ His 4.0 sacks were the most by an NFL DB since Roman Harper's 7.5 sacks in 2011 and the most by a Jaguars DB since Aaron Beasley's 5.0 sacks in 2000 (Colvin's 4.0 sacks are the second-most by a Jaguars DB in franchise history)
- ✦ Made six total tackles (five solo) vs. Miami (9/20)
- ✦ Recorded six tackles (five solo), including two tackles for loss and his first career sack at Indianapolis (10/4)
- ✦ Tallied five tackles (five solo) and 1.0 sack at Tampa Bay (10/11)
- ✦ Made six tackles (six solo), including a sack-fumble that DE Chris Clemons returned for a touchdown vs. Buffalo (10/25)
- ✦ Made eight total tackles (four solo), including one tackle for loss at NYJ (11/8)
- ✦ Recorded seven tackles (seven solo), three passes defended and 1.0 sack vs. Tennessee (11/19)
- ✦ Made a season-high nine total tackles (five solo) at New Orleans (12/27)

2014 (Jacksonville 6/1):

- ✦ Saw action in six games as a rookie and totaled 25 tackles (21 solo), two passes defended, two quarterback hits and one fumble recovery
- ✦ Placed on the Reserve/Physically Unable to Perform list on Aug. 26 and was activated to 53-man roster on Nov. 11
- ✦ Made NFL debut and saw action at CB and on special teams at Indianapolis (11/23)
- ✦ Saw extensive action and scored a touchdown on a 41-yard fumble return in the fourth quarter, his first career score vs. NYG (11/30)
- ✦ Registered five tackles (four solo) and added one special teams tackle vs. Houston (12/7)
- ✦ Posted a career-high seven solo tackles and one pass defended vs. Tennessee (12/18)

COLLEGE:

- ✦ Played four seasons (2010-13) at the University of Oklahoma in Norman, Okla.
- ✦ Recorded 234 total tackles (170 solo), 15 tackles for loss, 3.5 sacks, five interceptions, one forced fumble, three fumble recoveries and 23 passes defended in 50 career games (36

TEXANS BIOS

- starts)
- Started 35 of his last 36 games for the Sooners
- Named a semifinalist for the Thorpe Award as a senior, given to the top defensive back in college football
- Named first-team All-Big 12 by the Associated Press, *San Antonio Express-News* and coaches
- Majored in communications

PERSONAL:

- Attended Owasso (Okla.) High School
- Recorded 72 tackles, two interceptions, 10 passes defended and five touchdowns as a senior in 2009
- Named first-team All-State by both the *Tulsa World* and *The Oklahoman* as a senior

AARON COLVIN'S NFL REGULAR SEASON DEFENSIVE STATISTICS

DATE	TEAM	GP	GS	TACKLES						QBH	INTERCEPTIONS					FUMBLES			ST					MISC	
				TK	S	A	TFL	YDS	SK	YDS	NO	YDS	LG	TD	PD	FF	FR	YDS	TK	S	A	FF	FR	S	A
2014	Jaguars	6	1	25	21	4	0	0	0.0	0.0	2	0	0	0	0	2	0	1	41	2	2	0	0	0	0
2015	Jaguars	16	15	73	60	13	6	30	4.0	40.0	4	0	0	0	0	7	1	0	0	0	0	0	0	0	0
2016	Jaguars	10	4	22	18	4	2	8	1.0	7.0	1	0	0	0	0	0	0	0	0	0	0	0	0	0	0
2017	Jaguars	16	5	44	37	7	4	10	0.0	0.0	1	0	0	0	0	5	0	1	0	1	1	0	0	0	0
2018	Texans	10	2	29	22	7	0	0	0.0	0.0	0	0	0	0	0	1	0	2	0	0	0	0	0	0	0
NFL TOTALS		58	27	193	158	35	12	48	5.0	47.0	8	0	0	0	0	15	1	4	41	3	3	0	0	0	0

AARON COLVIN'S NFL POSTSEASON DEFENSIVE STATISTICS

DATE	TEAM	GP	GS	TACKLES						QBH	INTERCEPTIONS					FUMBLES			ST					MISC	
				TK	S	A	TFL	YDS	SK	YDS	NO	YDS	LG	TD	PD	FF	FR	YDS	TK	S	A	FF	FR	S	A
2017	Jaguars	3	0	3	2	1	0	0	0.0	0.0	0	1	0	0	0	1	0	0	0	0	0	0	0	0	0
2018	Texans	0	0	0	0	0	0	0	0.0	0.0	0	0	0	0	0	0	0	0	0	0	0	0	0	0	0
NFL TOTALS		3	0	3	2	1	0	0	0.0	0.0	0	1	0	0	0	1	0	0	0	0	0	0	0	0	0

SINGLE-GAME HIGHS: DEFENSIVE

Total Tackles	10 at Pittsburgh Steelers, Oct 08, 2017	Fumble Recoveries	1 vs. Cleveland Browns, Dec 02, 2018
Sacks	1.0 vs. Houston Texans, Nov 13, 2016		...3 more at 1.
	...4 more at 1.0.	Tackles For Loss	2 at Pittsburgh Steelers, Oct 08, 2017
Passes Defended	3 vs. Tennessee Titans, Nov 19, 2015		...1 more at 2.
Forced Fumbles	1 vs. Buffalo Bills, Oct 25, 2015	Special Teams Tackles	1 vs. Seattle Seahawks, Dec 10, 2017
			...2 more at 1.

SINGLE-GAME HIGHS - POSTSEASON: DEFENSIVE

Total Tackles	2 at Pittsburgh Steelers, Jan 14, 2018	Interceptions	1 vs. Buffalo Bills, Jan 07, 2018
Passes Defended	1 vs. Buffalo Bills, Jan 07, 2018		

TEXANS BIOS

2018 GAME-BY-GAME REGULAR SEASON STATISTICS (TEXANS)

				TACKLES							INTERCEPTIONS					FUMBLES			ST					MISC				
W	DATE	OPPONENT		TK	S	A	SK	YDS	TFL	YDS	QBH	NO	YDS	LG	TD	PD	FF	FR	YDS	TK	S	A	FF	FR	S	A	W/L	SCORE
01	09/09	at Patriots	P	4	2	2	0.0	0.0	0	0	0	0	0	0	0	0	0	0	0	0	0	0	0	0	0	0	L	20-27
02	09/16	at Titans	P	3	2	1	0.0	0.0	0	0	0	0	0	0	0	0	0	0	0	0	0	0	0	0	0	0	L	17-20
03	09/23	Giants	S	7	5	2	0.0	0.0	0	0	0	0	0	0	0	0	0	0	0	0	0	0	0	0	0	0	L	22-27
04	09/30	at Colts	S	4	4	0	0.0	0.0	0	0	0	0	0	0	0	0	0	0	0	0	0	0	0	0	0	0	W	37-34+
05	10/07	Cowboys																									W	19-16+
06	10/14	Bills																									W	20-13
07	10/21	at Jaguars																									W	20-7
08	10/25	Dolphins																									W	42-23
09	11/04	at Broncos																									W	19-17
11	11/18	at Redskins																									W	23-21
12	11/26	Titans	P	0	0	0	0.0	0.0	0	0	0	0	0	0	0	0	0	1	0	0	0	0	0	0	0	0	W	34-17
13	12/02	Browns	P	6	5	1	0.0	0.0	0	0	0	0	0	0	0	0	0	1	0	0	0	0	0	0	0	0	W	29-13
14	12/09	Colts	P	0	0	0	0.0	0.0	0	0	0	0	0	0	0	0	0	0	0	0	0	0	0	0	0	0	L	21-24
15	12/15	at Jets	P	1	1	0	0.0	0.0	0	0	0	0	0	0	0	1	0	0	0	0	0	0	0	0	0	0	W	29-22
16	12/23	at Eagles	P	4	3	1	0.0	0.0	0	0	0	0	0	0	0	0	0	0	0	0	0	0	0	0	0	0	L	30-32
17	12/30	Jaguars	P	0	0	0	0.0	0.0	0	0	0	0	0	0	0	0	0	0	0	0	0	0	0	0	0	0	W	20-3
2018 TOTALS			10-2	29	22	7	0.0	0.0	0	0	0	0	0	0	0	1	0	2	0	0	0	0	0	0	0	0	11-5	

+ - Overtime

2018 GAME-BY-GAME POSTSEASON STATISTICS (TEXANS)

			TACKLES							INTERCEPTIONS					FUMBLES			ST					MISC					
W	DATE	OPPONENT	TK	S	A	SK	YDS	TFL	YDS	QBH	NO	YDS	LG	TD	PD	FF	FR	YDS	TK	S	A	FF	FR	S	A	W/L	SCORE	
01	01/05	Colts	INACTIVE																							L	7-21	
2018 TOTALS			0	0	0	0.0	0.0	0	0	0	0	0	0	0	0	0	0	0	0	0	0	0	0	0	0	0	0-1	



KEKE COUTEE

WIDE RECEIVER

5-11 | 187 | TEXAS TECH

HOMETOWN: LUFKIN, TEXAS | AGE: 22

2ND NFL SEASON | 2ND WITH TEXANS | ACQUIRED: D4-'18

CAREER GP/GS (POST): 6/2 (1/1)

TEAMS: HOU '18



16

TRANSACTIONS: Selected by the Houston Texans with the third pick of the fourth round (103rd overall) in the 2018 NFL Draft.

2018 (Houston 6/2; 1/1):

- Finished with 28 receptions for 287 yards (10.3 avg.) and one touchdown in six games as a rookie
- Inactive Weeks 1-3 due to injury
- Set franchise records for most receptions (11) and receiving yards (109) in his NFL debut at Indianapolis (9/30). His 11 receptions were the most by a rookie receiver in his NFL debut since the NFL/AFL merger
- Tallied six receptions for 51 yards (8.5 avg.) and his first career touchdown vs. Dallas (10/7)
- Finished with 33 receiving yards on three receptions (11.0 avg.) vs. Buffalo (10/14). Passed DeAndre Hopkins (18) for the most receptions through a player's first three NFL games in franchise history
- Caught one pass for three yards before exiting the game due to injury at Jacksonville (10/21)
- Inactive Weeks 8-9
- Recorded five receptions for 77 yards (15.4 avg.) at Washington (11/18)
- Hauled in two passes for 14 yards (7.0 avg.) vs. Tennessee (11/27)
- Inactive Weeks 13-17
- Recorded a postseason franchise-record 11 receptions for 110 yards (10.0 avg.) and one touchdown in the Wild Card Round vs. Indianapolis (1/5). Joined Lions WR Calvin Johnson as the only players to record at least 10 receptions and one touchdown in a postseason debut since 2010

CAREER AT TEXAS TECH:

- Played three seasons (2015-17) at Texas Tech University in Lubbock, Texas
- Caught 159 passes for 2,424 yards and 17 touchdowns in 38 career games for the Red Raiders

2017 (Texas Tech):

- Hauled in 93 passes for 1,429 yards and 10 touchdowns in 13 games (11 starts)
- His 1,429 receiving yards on the season ranked second in program history and marked the most ever by a junior at Texas Tech
- Averaged 109.9 receiving yards per game
- Led the Big 12 in all-purpose yards per game (135.3) and ranked second for receiving yards, receiving yards per game and receptions per game
- Set a Texas Tech bowl record with 187 receiving yards against USF in the Birmingham Bowl
- Named All-Big 12 second team by the conference coaches and the Associated Press
- Semifinalist for the Biletnikoff Award and the Earl Campbell Tyler Rose Award

2016 (Texas Tech):

- Recorded 890 receiving yards and seven touchdowns with 55 receptions in 12 games (two starts)
- Ranked second on the team in receiving yards
- Amassed 100 yards receiving in four games
- Caught eight passes for 221 yards receiving and two touchdowns against Baylor (11/25), matching Darrin Moore for the 10th-highest single-game receiving total in school history

2015 (Texas Tech):

- Appeared in all 13 games (two starts) as a true freshman in 2015
- Only one of three true freshmen wide receivers to see game action
- Finished the season with 11 receptions for 105 yards

PERSONAL:

- Given name is Key'vantanie Coutee
- Attended Lufkin High School
- Earned first team All-District as a sophomore, junior and senior
- Caught 56 passes for 841 yards as a senior in 2014
- Also logged nine punt returns for 273 yards (30.3 average) and three touchdowns in 2014

TEXANS BIOS

SINGLE-GAME HIGHS: RUSHING/RECEIVING

Rush Attempts	2 at Indianapolis Colts, Sep 30, 2018	Longest Receptions	40 at Washington Redskins, Nov 18, 2018
Rushing Yards	2 vs. Dallas Cowboys, Oct 07, 2018	Receiving TDs	1 vs. Dallas Cowboys, Oct 07, 2018
Longest Runs	3 at Indianapolis Colts, Sep 30, 2018	All-purpose yards	107 at Indianapolis Colts, Sep 30, 2018
Receptions	11 at Indianapolis Colts, Sep 30, 2018	Most TDs	1 vs. Dallas Cowboys, Oct 07, 2018
Receiving Yards	109 at Indianapolis Colts, Sep 30, 2018		

SINGLE-GAME HIGHS - POSTSEASON: RUSHING/RECEIVING

Receptions	11 vs. Indianapolis Colts, Jan 05, 2019	Receiving TDs	1 vs. Indianapolis Colts, Jan 05, 2019
Receiving Yards	110 vs. Indianapolis Colts, Jan 05, 2019	All-purpose yards	110 vs. Indianapolis Colts, Jan 05, 2019
Longest Receptions	20 vs. Indianapolis Colts, Jan 05, 2019	Most TDs	1 vs. Indianapolis Colts, Jan 05, 2019

100-YARD RECEIVING GAMES (1): REGULAR SEASON

DATE	TEAM	NO.	YDS.	AVG.	LG	TD
09/30/18	at Colts	11	109	9.9	19	0

100-YARD RECEIVING GAMES (1): POSTSEASON

DATE	TEAM	NO.	YDS.	AVG.	LG	TD
01/05/19	COLTS	11	110	10.0	20	1

2018 GAME-BY-GAME REGULAR SEASON STATISTICS (TEXANS)

2018 GAME BY GAME REGULAR SEASON STATISTICS (PER GAME)															
W	DATE	OPPONENT	P/S	RECEIVING					RUSHING					W/L	SCORE
				NO	YDS	AVG	LG	TD	ATT	YDS	LG	TD			
01	09/09	at Patriots						INACTIVE						L	20-27
02	09/16	at Titans						INACTIVE						L	17-20
03	09/23	Giants						INACTIVE						L	22-27
04	09/30	at Colts	P	11	109	10	19	0	2	-2	3	0	W	37-34+	
05	10/07	Cowboys	S	6	51	9	18	1	1	2	2	0	W	19-16+	
06	10/14	Bills	P	3	33	11	22	0	0	0	0	0	W	20-13	
07	10/21	at Jaguars	P	1	3	3	3	0	0	0	0	0	W	20-7	
08	10/25	Dolphins						INACTIVE					W	42-23	
09	11/04	at Broncos						INACTIVE					W	19-17	
11	11/18	at Redskins	S	5	77	15	40	0	0	0	0	0	W	23-21	
12	11/26	Titans	P	2	14	7	7	0	0	0	0	0	W	34-17	
13	12/02	Browns						INACTIVE					W	29-13	
14	12/09	Colts						INACTIVE					L	21-24	
15	12/15	at Jets						INACTIVE					W	29-22	
16	12/23	at Eagles						INACTIVE					L	30-32	
17	12/30	Jaguars						INACTIVE					W	20-3	
2018 TOTALS			6-2	28	287	10.3	40	1	3	0	3	0	11-5		

+ - Overtime

2018 GAME-BY-GAME POSTSEASON STATISTICS (TEXANS)

				RECEIVING					RUSHING						
W	DATE	OPPONENT	P/S	NO	YDS	AVG	LG	TD	ATT	YDS	LG	TD	W/L	SCORE	
01	01/05	Colts	S	11	110	10	20	1	0	0	0	0	L	7-21	
2018 TOTALS			1-1	11	110	10.0	20	1	0	0	0	0	0-1		



XAVIER CRAWFORD

CORNERBACK

5-11 | 187 | CENTRAL MICHIGAN

HOMETOWN: PITTSBURG, CALIF. | AGE: 23

ROOKIE | 1ST WITH TEXANS | ACQUIRED: D6-'19

CAREER GP/GS: 0/0

TEAMS: HOU '19



28

TRANSACTIONS: Selected by the Houston Texans with the 23rd pick of the sixth round (195th overall) in the 2019 NFL Draft

COLLEGE CAREER:

- Finished his college career at Central Michigan, playing one season (2018) for the Chippewas, totaling 24 tackles (18 solo), 3.0 tackles for loss, two fumble recoveries, one interception and 12 passes defended in 11 games as a redshirt junior
- Spent three seasons at Oregon State (2015-17), before suffering a season-ending injury in 2017 and transferring to Central Michigan. In his time at Oregon State, totaled 87 tackles (63 solo), 2.0 tackles for loss, 1.0 sack, one interception, 13 passes defended and one forced fumble in 17 games for the Beavers.

2018 (Central Michigan):

- Transferred to Central Michigan in 2018 and started in 11 games for the Chippewas, totaling 24 tackles (18 solo), 3.0 tackles for loss, two fumble recoveries, one interception and 12 passes defended on the season
- Named First Team All-Mid-American-Conference
- His 12 passes defended led the MAC
- Recorded a season-high four passes defended, one tackle and a recovered two fumbles at Akron (10/27)
- Posted season highs in tackles (five) and tackles for loss (1.5) at Michigan State (9/29)

2017 (Oregon State):

- Started in five games as a redshirt sophomore before suffering a season-ending injury and missing the final seven
- Ended his season with 17 tackles (13 solo) and two passes

defensed


- Registered a season-high seven tackles (five solo) in the season opener at Colorado State (8/26)

2016 (Oregon State):

- Started all 12 games as a redshirt freshman, finishing the season with 70 tackles (50 solo), 2.0 tackles for loss, 1.0 sack, one interception, 11 passes defended and one forced fumble
- His 11 passes defended led the team and his 70 tackles ranked fourth on the team
- Named freshman All-American by the Football Writers Association of America, USA Today and Pro Football Focus
- Received Pac-12 All-Conference honorable mention accolades
- Recorded seven tackles and notched the first interception of his career vs. Arizona (11/19)
- Tallied nine tackles and his second sack of the season at Stanford (11/5)
- Racked up a career-high 10 tackles (seven solo) vs. California (10/8), including one tackle for loss and a season-high three passes defended

PERSONAL:

- Attended Pittsburg (Calif.) High School
- Played wide receiver and defensive back for Pittsburg, helping his team to a 9-1 record and a share of the Diablo League Championship
- Named league MVP as a senior and earned All-North Coast Section honors
- Participated in track & field in high school, helping his team capture the 2014 league title in the 100 and 200 meter sprints



KEION CROSSEN

CORNERBACK

5-10 | 185 | WESTERN CAROLINA

HOMETOWN: GARYSBURG, N.C. | AGE: 23

2ND NFL SEASON | 1ST WITH TEXANS | ACQUIRED: T-'19 (NE)

CAREER GP/GS (POST): 11/0 (3/0)

TEAMS: NE '18; HOU '19



35

TRANSACTIONS: Selected by the New England Patriots in the seventh round (243rd overall) of the 2018 NFL Draft...Traded to the Houston Texans on Aug. 31, 2019.

2018 (New England 11/0, 3/0):

- ✦ Appeared in eleven games for the Patriots as a reserve cornerback, contributing mostly on special teams
- ✦ Finished the season with seven tackles on defense and seven tackles on special teams
- ✦ Played in all three playoff games as a reserve on defense, including Super Bowl LIII, and recorded one tackle on defense and two on special teams in the postseason
- ✦ Posted a season-high three defensive tackles despite limited defensive snaps in the win vs. the N.Y. Jets (12/30)

COLLEGE:

- ✦ Played four seasons (2014-17) at Western Carolina University in Culhooee, N.C. and appeared in 46 career games (23 starts) with the Catamounts
- ✦ Amassed 165 tackles (106 solo) over his four years with the Catamounts and added one sack, 19 passes defended, three interceptions, one forced fumble and two fumble recoveries

PERSONAL:

- ✦ Attended Northampton County (N.C.) High School where he played quarterback and safety, finishing his senior season with 1,752 yards rushing and 20 touchdowns on offense and a team-high seven interceptions on defense

KEION CROSSEN'S NFL REGULAR SEASON DEFENSIVE STATISTICS

DATE	TEAM	GP	GS	TACKLES								INTERCEPTIONS						FUMBLES			ST					MISC	
				TK	S	A	TFL	YDS	SK	YDS	QBH	NO	YDS	LG	TD	PD	FF	FR	YDS	TK	S	A	FF	FR	S	A	
2018	Patriots	11	0	7	7	0	0	0	0.0	0.0	0	0	0	0	0	0	0	0	7	7	0	0	0	0	0		
NFL TOTALS		11	0	7	7	0	0	0	0.0	0.0	0	0	0	0	0	0	0	7	7	0	0	0	0	0	0		

KEION CROSSEN'S NFL POSTSEASON DEFENSIVE STATISTICS

DATE	TEAM	GP	GS	TACKLES							QBH	INTERCEPTIONS					FUMBLES			ST					MISC	
				TK	S	A	TFL	YDS	SK	YDS		NO	YDS	LG	TD	PD	FF	FR	YDS	TK	S	A	FF	FR	S	A
2018	Patriots	3	0	1	1	0	0	0	0.0	0.0	0	0	0	0	0	0	0	0	0	2	2	0	0	0	0	0
NFL TOTALS		3	0	1	1	0	0	0	0.0	0.0	0	0	0	0	0	0	0	0	0	2	2	0	0	0	0	0

SINGLE-GAME HIGHS: DEFENSIVE

Total Tackles 3 vs. New York Jets, Dec 30, 2018

Special Teams Tackles

3 vs. Buffalo Bills, Dec 23, 2018

SINGLE-GAME HIGHS - POSTSEASON: DEFENSIVE

Total Tackles 1 at Kansas City Chiefs, Jan 20, 2019

Special Teams Tackles

1 at Kansas City Chiefs, Jan 20, 2019
...1 more at 1.

TEXANS BIOS

2018 GAME-BY-GAME REGULAR SEASON STATISTICS (PATRIOTS)

			2018 GAME BY GAME REGULAR SEASON STATISTICS (A-MINUTE)																											
			TACKLES								INTERCEPTIONS				FUMBLES				ST					MISC						
W	DATE	OPPONENT	TK	S	A	SK	YDS	TFL	YDS	QBH	NO	YDS	LG	TD	PD	FF	FR	YDS	TK	S	A	FF	FR	S	A	W/L	SCORE			
01	09/09	Texans										INACTIVE																	W	27-20
02	09/16	at Jaguars										INACTIVE																	L	20-31
03	09/23	at Lions	P	1	1	0	0.0	0.0	0	0	0	0	0	0	0	0	0	0	0	0	0	0	0	0	0	L	10-26			
04	09/30	Dolphins	P	0	0	0	0.0	0.0	0	0	0	0	0	0	0	0	0	0	0	1	1	0	0	0	0	W	38-7			
05	10/04	Colts	P	0	0	0	0.0	0.0	0	0	0	0	0	0	0	0	0	0	0	0	0	0	0	0	0	W	38-24			
06	10/14	Chiefs	P	0	0	0	0.0	0.0	0	0	0	0	0	0	0	0	0	0	0	0	0	0	0	0	0	W	43-40			
07	10/21	at Bears	P	1	1	0	0.0	0.0	0	0	0	0	0	0	0	0	0	0	0	1	1	0	0	0	0	W	38-31			
08	10/29	at Bills	P	0	0	0	0.0	0.0	0	0	0	0	0	0	0	0	0	0	0	0	0	0	0	0	0	W	25-6			
09	11/04	Packers	P	0	0	0	0.0	0.0	0	0	0	0	0	0	0	0	0	0	0	0	0	0	0	0	0	W	31-17			
10	11/11	at Titans										INACTIVE																	L	10-34
12	11/25	at Jets	P	0	0	0	0.0	0.0	0	0	0	0	0	0	0	0	0	0	0	1	1	0	0	0	0	W	27-13			
13	12/02	Vikings										INACTIVE																	W	24-10
14	12/09	at Dolphins										INACTIVE																	L	33-34
15	12/16	at Steelers	P	0	0	0	0.0	0.0	0	0	0	0	0	0	0	0	0	0	0	0	0	0	0	0	0	L	10-17			
16	12/23	Bills	P	2	2	0	0.0	0.0	0	0	0	0	0	0	0	0	0	0	0	3	3	0	0	0	0	W	24-12			
17	12/30	Jets	P	3	3	0	0.0	0.0	0	0	0	0	0	0	0	0	0	0	0	1	1	0	0	0	0	W	38-3			
2018 TOTALS			11-0	7	7	0	0.0	0.0	0	0	0	0	0	0	0	0	0	0	0	7	7	0	0	0	0	11-5				

2018 GAME-BY-GAME POSTSEASON STATISTICS (PATRIOTS)

			TACKLES								INTERCEPTIONS					FUMBLES			ST					MISC			
W	DATE	OPPONENT	TK	S	A	SK	YDS	TFL	YDS	QBH	NO	YDS	LG	TD	PD	FF	FR	YDS	TK	S	A	FF	FR	S	A	W/L	SCORE
02	01/13	Chargers	P	0	0	0	0.0	0.0	0	0	0	0	0	0	0	0	0	0	1	1	0	0	0	0	0	W	41-28
03	01/20	at Chiefs	P	1	1	0	0.0	0.0	0	0	0	0	0	0	0	0	0	0	1	1	0	0	0	0	0	W	37-31+
04	02/03	at Rams	P	0	0	0	0.0	0.0	0	0	0	0	0	0	0	0	0	0	0	0	0	0	0	0	0	W	13-3
2018 TOTALS			3-0	1	1	0	0.0	0.0	0	0	0	0	0	0	0	0	0	0	2	2	0	0	0	0	0	3-0	

+ - Overtime



ZACH CUNNINGHAM

INSIDE LINEBACKER

6-3 | 238 | VANDERBILT

HOMETOWN: PINSON, ALA. | AGE: 24

3RD NFL SEASON | 3RD WITH TEXANS | ACQUIRED: D2-'17

2018 GP/GS (POST): 14/14 (1/1) | CAREER GP/GS (POST): 30/27 (1/1)

TEAMS: HOU '17-'18



41

TRANSACTIONS: Selected by the Houston Texans with the 25th pick in the second round (57th overall) of the 2017 NFL Draft.

2018 (Houston 14/14; 1/1):

- ✦ Tied for the team lead with a career-high 105 total tackles (73 solo), five passes defended, one interception returned for a touchdown, three tackles for loss, two forced fumbles and one fumble recovery in 2018
- ✦ Finished tied for second on the team with eight seven total tackles and one pass defended at New England (9/9)
- ✦ Registered a team-high eight total tackles (six solo) and one special teams tackle at Tennessee (9/16)
- ✦ Notched six total tackles (five solo) and one tackle for loss vs. the N.Y. Giants (9/23). Surpassed 100 career total tackles (102)
- ✦ Recorded seven total tackles (six solo), one tackle for loss and two passes defended at Indianapolis (9/30). Passed Dunta Robinson (105) for the fourth-most total tackles by a player through his first 20 career games in franchise history
- ✦ Finished with a team-high nine total tackles (six solo) and one quarterback hit vs. Dallas (10/7)
- ✦ Tallied a career-high 13 total tackles (nine solo) vs. Buffalo (10/14) and ranks fifth in franchise history for the most total tackles (50) through a player's first six games of a season
- ✦ Led the team with 10 total tackles (eight solo) and one forced fumble at Jacksonville (10/21). Became the first Texans player to record three consecutive games with at least 10 total tackles since DeMeco Ryans and Bernard Pollard in Weeks 3-5 of the 2010 season. Recorded the second-most total tackles (60) through the first seven games of a season in franchise history, trailing only ILB Benardrick McKinney (69) in 2016
- ✦ Inactive Weeks 9-11
- ✦ Notched two total tackles (one solo), one interception and two passes defended vs. Cleveland (12/2). Registered his first career interception and returned it 38 yards for a touchdown
- ✦ Finished second on the team with nine total tackles (seven solo) and notched one special teams tackle vs. Indianapolis (12/9)
- ✦ Recorded 12 total tackles (seven solo) and one forced fumble at Philadelphia (12/23). Joined Kiko Alonso and Bobby Wagner as the only players in the NFL to record multiple games with at least 10 total tackles and one forced fumble in 2018
- ✦ Finished with a team-high six total tackles (five solo) and his first-career fumble recovery on special teams vs. Jacksonville (12/30)
- ✦ Recorded seven total tackles (five solo), one quarterback hit, one pass defended and one special teams tackle in his postseason debut in the Wild Card Round vs. Indianapolis (1/5)

- ✦ Finished second on the team with 82 total tackles (45 solo), six passes defended, five tackles for loss, two quarterback hits, 1.5 sacks and one forced fumble in 16 games played
- ✦ Finished tied for second among all NFL rookies in total tackles in 2017 and fourth in franchise history among rookies
- ✦ First player in franchise history to record 80 total tackles and eight special teams tackles in a single season
- ✦ Recorded four defensive tackles, a pass defended and a special teams stop in his NFL debut vs. Jacksonville (9/10)
- ✦ Made his first career start at the MIKE position and recorded four solo stops at Cincinnati (9/14)
- ✦ Started his second consecutive game at the MIKE linebacker position and recorded a team-high seven combined tackles at New England (9/24)
- ✦ Made nine combined tackles and added his first career forced fumble vs. Kansas City (10/8)
- ✦ Notched four total tackles while producing his first career quarterback hit, first two tackles for loss and first career sack at Tennessee (12/3)
- ✦ Posted nine tackles (six solo) and notched a quarterback hit, tackle for loss and 1.0 sack for consecutive weeks for the first time vs. San Francisco (12/10)
- ✦ Notched 10 total tackles (seven solo), while recording a career-high three passes defended vs. Pittsburgh (12/25)
- ✦ Tallied 11 tackles at Indianapolis (12/31) and became the second rookie this season to post 10-or-more tackles in consecutive games

COLLEGE:

- ✦ Played three seasons (2014-16) at Vanderbilt University in Nashville, Tenn. after redshirting the 2013 campaign
- ✦ Finished his Commodores career ranked third in program history with 39.5 tackles for loss and finished with 295 career tackles
- ✦ Earned coaches first-team All-SEC (2015-16)
- ✦ Named Associated Press First-Team All-SEC (2015-16)
- ✦ Swept first team All-America honors from every prestigious outlet, including Associated Press, Football Writers of America (FWAA), Walter Camp Foundation, American Football Coaches Association (AFCA), ESPN, Sports Illustrated, CBS Sports, The Sporting News and USA Today as a senior in 2016
- ✦ Became just the third player in Vanderbilt history to earn first team All-America honors from the Walter Camp Foundation
- ✦ Finished the regular season leading the SEC with 125 total tackles (9.6 per game), ranking sixth nationally in 2016
- ✦ Played in all 12 games and earning nine starts at inside linebacker as a redshirt sophomore
- ✦ Compiled 67 total tackles (37 solo), 1.5 sacks, 6.5 tackles for loss

2017 (Houston 16/13):

TEXANS BIOS

- and a forced fumble as a redshirt freshman in 2014
- Redshirted as a true freshman in 2013, participating as a scout team linebacker

PERSONAL:

- Parents are Fred and Sophie Cunningham
- Attended Pinson (Ala.) Valley High School
- Senior captain and three-year starter at linebacker for the Indians
- Concluded his prep career by receiving Alabama 5A Lineman of the Year and Birmingham News' Lineman of the Year honors after 2012 campaign

- Amassed 448 total tackles during his three-year varsity career
- As a senior in 2012, earned first-team all-state after leading PVHS to an 8-4 record and the second round of the 5A playoffs
- Contributed 194 total tackles, including 41 tackles for loss and 12 sacks along with four blocked punts during the season
- As junior in 2011, earned all-state recognition after registering 152 tackles
- Has four brothers: Frederick, Ethan, Nathan and Zapheth; and two sisters, Gabriel and Danica
- Enjoys playing the guitar
- Majorred in economics while attending Vanderbilt

ZACH CUNNINGHAM'S NFL REGULAR SEASON DEFENSIVE STATISTICS

DATE	TEAM	GP	GS	TK	S	A	TACKLES				QBH	NO	INTERCEPTIONS				FUMBLES			ST					MISC	
							TFL	YDS	SK	YDS			YDS	LG	TD	PD	FF	FR	YDS	TK	S	A	FF	FR	S	A
2017	Texans	16	13	82	45	37	5	8	1.5	7.5	2	0	0	0	0	6	1	0	0	8	3	5	0	0	0	0
2018	Texans	14	14	105	73	32	3	3	0.0	0.0	2	1	38	38t	1	5	2	0	0	2	0	2	0	1	0	0
NFL TOTALS		30	27	187	118	69	8	11	1.5	7.5	4	1	38	38t	1	11	3	0	0	10	3	7	0	1	0	0

SINGLE-GAME HIGHS: DEFENSIVE

Total Tackles	13 vs. Buffalo Bills, Oct 14, 2018	Interceptions	1 vs. Cleveland Browns, Dec 02, 2018
Sacks	1.0 at Tennessee Titans, Dec 03, 2017	Interception Return Yards	38 vs. Cleveland Browns, Dec 02, 2018
Passes Defensed	3 vs. Pittsburgh Steelers, Dec 25, 2017	Special Teams Tackles	2 at Cincinnati Bengals, Sep 14, 2017
Forced Fumbles	1 at Philadelphia Eagles, Dec 23, 2018	Special Teams Fumble Recoveries	1 vs. Jacksonville Jaguars, Dec 30, 2018
	...2 more at 1.		
Tackles For Loss	2 at Tennessee Titans, Dec 03, 2017		

SINGLE-GAME HIGHS - POSTSEASON: DEFENSIVE

Total Tackles	8 vs. Indianapolis Colts, Jan 05, 2019	Special Teams Tackles	1 vs. Indianapolis Colts, Jan 05, 2019
Passes Defensed	1 vs. Indianapolis Colts, Jan 05, 2019		

2018 GAME-BY-GAME REGULAR SEASON STATISTICS (TEXANS)

				TACKLES							INTERCEPTIONS					FUMBLES				ST					MISC			
W	DATE	OPPONENT		TK	S	A	SK	YDS	TFL	YDS	QBH	NO	YDS	LG	TD	PD	FF	FR	YDS	TK	S	A	FF	FR	S	A	W/L	SCORE
01	09/09	at Patriots	S	7	3	4	0.0	0.0	0	0	0	0	0	0	0	1	0	0	0	0	0	0	0	0	0	0	L	20-27
02	09/16	at Titans	S	7	6	1	0.0	0.0	0	0	0	0	0	0	0	0	0	0	0	0	1	0	1	0	0	0	L	17-20
03	09/23	Giants	S	6	5	1	0.0	0.0	1	1	0	0	0	0	0	0	0	0	0	0	0	0	0	0	0	0	L	22-27
04	09/30	at Colts	S	7	6	1	0.0	0.0	1	1	0	0	0	0	0	2	0	0	0	0	0	0	0	0	0	0	W	37-34+
05	10/07	Cowboys	S	10	7	3	0.0	0.0	0	0	1	0	0	0	0	0	0	0	0	0	0	0	0	0	0	0	W	19-16+
06	10/14	Bills	S	13	9	4	0.0	0.0	0	0	0	0	0	0	0	0	0	0	0	0	0	0	0	0	0	0	W	20-13
07	10/21	at Jaguars	S	10	8	2	0.0	0.0	0	0	1	0	0	0	0	0	1	0	0	0	0	0	0	0	0	0	W	20-7
08	10/25	Dolphins	S	2	2	0	0.0	0.0	0	0	0	0	0	0	0	0	0	0	0	0	0	0	0	0	0	0	W	42-23
09	11/04	at Broncos										INACTIVE															W	19-17
11	11/18	at Redskins										INACTIVE															W	23-21
12	11/26	Titans	S	7	5	2	0.0	0.0	1	1	0	0	0	0	0	0	0	0	0	0	0	0	0	0	0	0	W	34-17
13	12/02	Browns	S	2	1	1	0.0	0.0	0	0	0	1	38	38	1	2	0	0	0	0	0	0	0	0	0	0	W	29-13
14	12/09	Colts	S	9	7	2	0.0	0.0	0	0	0	0	0	0	0	0	0	0	0	1	0	1	0	0	0	0	L	21-24
15	12/15	at Jets	S	7	2	5	0.0	0.0	0	0	0	0	0	0	0	0	0	0	0	0	0	0	0	0	0	0	W	29-22
16	12/23	at Eagles	S	12	7	5	0.0	0.0	0	0	0	0	0	0	0	0	1	0	0	0	0	0	0	0	0	0	L	30-32
17	12/30	Jaguars	S	6	5	1	0.0	0.0	0	0	0	0	0	0	0	0	0	0	0	0	0	0	0	1	0	0	W	20-3
2018 TOTALS			14-14	105	73	32	0.0	0.0	3	3	2	1	38	38t	1	5	2	0	0	2	0	2	0	1	0	0	11-5	

+ - Overtime

TEXANS BIOS

2018 GAME-BY-GAME POSTSEASON STATISTICS (TEXANS)

				TACKLES							INTERCEPTIONS					FUMBLES			ST					MISC					
W	DATE	OPPONENT		TK	S	A	SK	YDS	TFL	YDS	QBH	NO	YDS	LG	TD	PD	FF	FR	YDS	TK	S	A	FF	FR	S	A	W/L	SCORE	
01	01/05	Colts	S	7	5	2	0.0	0.0	0	0	1	0	0	0	0	1	0	0	0	1	1	0	0	0	0	0	0	L	7-21
2018 TOTALS				1-1	7	5	2	0.0	0.0	0	0	1	0	0	0	0	1	0	0	0	1	1	0	0	0	0	0	0-1	



TREVOR DANIEL

PUNTER

6-1 | 231 | TENNESSEE

HOMETOWN: DICKSON, TENN. | AGE: 24

2ND NFL SEASON | 2ND WITH TEXANS | ACQUIRED: CFA-'18

2018 GP/GS (POST): 16/0 (1/0) | CAREER GP/GS (POST): 16/0 (1/0)

TEAMS: HOU '18



8

TRANSACTIONS: Signed by the Houston Texans as a college free agent on May 11, 2018.

2018 (Houston 16/0; 1/0):

- ✦ Punted 74 times for 3,237 yards (43.7 avg.), including a 61-yarder and ranked fourth in the NFL with 36 punts pinned inside the 20-yard line as a rookie
- ✦ Made his NFL debut, punting six times for 230 yards (38.3 avg.) including three punts inside the 20-yard line at New England (9/9)
- ✦ Punted four times for 164 yards (41.0 avg.) at Tennessee (9/16)
- ✦ Tallied 155 yards on three punts (51.7 avg.), including a career-long 57-yard punt, and pinned one inside the 20 yard-line vs. the N.Y. Giants (9/23)
- ✦ Punted five times for 207 yards (41.4 avg.) and pinned four punts inside the 20-yard line at Indianapolis (9/30)
- ✦ Recorded 160 yards on three punts (53.3 avg.), including a career-high 61 yarder and one inside the 20-yard line vs. Dallas (10/7). Recorded the longest punt by a rookie AFC punter in the 2018 season
- ✦ Punted five times for 203 yards (40.6 avg.) and pinned two punts inside the 20-yard line vs. Buffalo (10/14)
- ✦ Registered a career-high 277 yards on six punts (46.2 avg.), including a 61-yard punt and pinned four punts inside the 20-yard line at Jacksonville (10/21)
- ✦ Punted five times for 211 yards (42.2 avg.), including a 53-yard punt and pinned one inside the 20-yard line vs. Miami (10/25)
- ✦ Recorded a career-high 307 yards on six punts (51.2 avg.), including a 61-yarder and pinned four punts inside the 20-yard line at Denver (11/4)
- ✦ Punted once for 30 yards at Washington (11/18)
- ✦ Registered 224 yards on five punts (44.8 avg.) and pinned two punts inside the 20-yard line vs. Tennessee (11/26)
- ✦ Punted three times for 114 yards (38.0 avg.) with a long of 52 yards and pinned all three inside the 20-yard line vs. Cleveland (12/2)
- ✦ Punted eight times for 362 yards (45.3 avg.), including a 53-yarder, and pinned three punts inside the 20-yard line vs. Indianapolis (12/9). Set career highs for most gross punting yards (362) and net punting yards (315) in a single game
- ✦ Registered 137 yards on three punts (45.7 avg.), including a 51-yard punt at the N.Y. Jets (12/15)
- ✦ Punted four times for 161 yards (40.3 avg.), including two punts inside the 20-yard line and a long of 51 yards at Philadelphia (12/23)
- ✦ Punted seven times for 295 yards (42.1 avg.), including a 60 yarder, and pinned four punts inside the 20-yard line vs.

Jacksonville (12/30)

- ✦ Punted five times for 234 yards (46.8 avg.), including a long of 60 yards, and pinned two inside the 20-yard line in the Wild Card Round vs. Indianapolis (1/5)

CAREER AT TENNESSEE:

- ✦ Played four seasons (2014-17) at the University of Tennessee in Knoxville, Tenn. after redshirting the 2013 campaign
- ✦ Set a single-season punting average school record in 2017 (47.5)
- ✦ Set a career program record for punting average (45.9)

2017 (Tennessee):

- ✦ Ranked fourth nationally and second in the SEC with a 47.5-yard average
- ✦ Also lead the SEC in punts inside the 20 with 22
- ✦ Punted six times in the season opener vs. Georgia Tech (9/4), including a career-long 70-yard punt to match his previous career-long set at South Carolina in 2016

2016 (Tennessee):

- ✦ Set new personal bests for punts (70), punting yardage (3,120), fair catches (29), punts inside the 20 (28) and a long punt (70 at South Carolina)
- ✦ Punted six times for 294 yards (49.0 avg) with two inside the 10 and three of 50 or more yards at South Carolina (10/29). Also had a career-long 70-yard punt
- ✦ Against Alabama (10/15), punted a career-high 10 times for a career-high 483 yards, four fair catches, four punts of 50 or more yards, two for 60 yards and three inside the 20-yard line

2015 (Tennessee):

- ✦ Ray Guy Award Candidate, awarded to nation's top punter
- ✦ Nominee for Burlsworth Award, presented to nation's most outstanding player who began career as walk-on
- ✦ Former walk-on who earned a scholarship prior to 2015 season
- ✦ Season average of 45.7 yards per punt set new Tennessee record for punt average with a minimum of 50 punts
- ✦ Averaged 45.7 yards per punt, ranking eighth in the nation and second in the SEC
- ✦ In debut, boomed three punts for 47.0 average including a long of 61 yards vs. Bowling Green (9/5)

2014 (Tennessee):

- ✦ Did not appear in any games

2013 (Tennessee):

TEXANS BIOS

✎ Redshirted

PERSONAL:

- ✎ Son of Kimberly and Wade Daniel
- ✎ Majored in Recreation and Sport Management

- ✎ Recipient of First Family Men's Athletic Endowment
- ✎ Coached by Troy Williams at Dickson County High School
- ✎ Named a Prokicker First Team All-American after his senior season
- ✎ Earned all-district accolades in his junior and senior seasons

SINGLE-GAME HIGHS: PUNTER

Punts	8 vs. Indianapolis Colts, Dec 09, 2018	Net Punting Avg	49.7 vs. New York Giants, Sep 23, 2018
Gross Punting Yards	362 vs. Indianapolis Colts, Dec 09, 2018	Longest Punts	61 at Denver Broncos, Nov 04, 2018
Gross Punting Avg	53.3 vs. Dallas Cowboys, Oct 07, 2018		...2 more at 61.
Net Punting Yards	315 vs. Indianapolis Colts, Dec 09, 2018	Inside the 20	4 vs. Jacksonville Jaguars, Dec 30, 2018
			...3 more at 4.

SINGLE-GAME HIGHS - POSTSEASON: PUNTER

Punts	5 vs. Indianapolis Colts, Jan 05, 2019	Net Punting Avg	42.8 vs. Indianapolis Colts, Jan 05, 2019
Gross Punting Yards	234 vs. Indianapolis Colts, Jan 05, 2019	Longest Punts	60 vs. Indianapolis Colts, Jan 05, 2019
Gross Punting Avg	46.8 vs. Indianapolis Colts, Jan 05, 2019	Inside the 20	2 vs. Indianapolis Colts, Jan 05, 2019
Net Punting Yards	214 vs. Indianapolis Colts, Jan 05, 2019		

2018 GAME-BY-GAME REGULAR SEASON STATISTICS (TEXANS)

W	DATE	OPPONENT	P	PUNTS	BLK	YDS.	AVG.	LG	TB	IN20	OPP. RET.	OPP. YDS.	NET. YDS.	NET. AVG.	W/L	SCORE
01	09/09	at Patriots	P	6	0	230	38.3	48	0	3	1	0	230	38.3	L	20-27
02	09/16	at Titans	P	4	0	164	41.0	53	1	2	1	2	142	35.5	L	17-20
03	09/23	Giants	P	3	0	155	51.7	57	0	1	2	6	149	49.7	L	22-27
04	09/30	at Colts	P	5	0	207	41.4	51	0	4	1	19	188	37.6	W	37-34+
05	10/07	Cowboys	P	3	0	160	53.3	61	1	1	2	22	118	39.3	W	19-16+
06	10/14	Bills	P	5	0	203	40.6	53	0	2	3	8	195	39.0	W	20-13
07	10/21	at Jaguars	P	6	0	277	46.2	61	1	4	1	21	236	39.3	W	20-7
08	10/25	Dolphins	P	5	0	211	42.2	53	1	1	2	29	162	32.4	W	42-23
09	11/04	at Broncos	P	6	0	307	51.2	61	0	4	6	17	290	48.3	W	19-17
11	11/18	at Redskins	P	1	0	30	30.0	30	0	0	0	0	30	30.0	W	23-21
12	11/26	Titans	P	5	0	224	44.8	55	1	2	2	19	185	37.0	W	34-17
13	12/02	Browns	P	3	0	114	38.0	52	0	3	0	0	114	38.0	W	29-13
14	12/09	Colts	P	8	0	362	45.3	53	0	3	5	47	315	39.4	L	21-24
15	12/15	at Jets	P	3	0	137	45.7	51	0	0	2	22	115	38.3	W	29-22
16	12/23	at Eagles	P	4	0	161	40.3	51	0	2	1	11	150	37.5	L	30-32
17	12/30	Jaguars	P	7	0	295	42.1	60	0	4	3	17	278	39.7	W	20-3
2018 TOTALS				16	74	0	3,237	43.7	61	5	36	32	240	2,897	39.1	11-5

+ - Overtime

2018 GAME-BY-GAME POSTSEASON STATISTICS (TEXANS)

W	DATE	OPPONENT	P	PUNTS	BLK	YDS.	AVG.	LG	TB	IN20	OPP. RET.	OPP. YDS.	NET. YDS.	NET. AVG.	W/L	SCORE
01	01/05	Colts	P	5	0	234	46.8	60	0	2	2	20	214	42.8	L	7-21
2018 TOTALS				1	5	0	234	46.8	60	0	2	20	214	42.8	0-1	



BRANDON DUNN

NOSE TACKLE

6-2 | 310 | LOUISVILLE

HOMETOWN: LOUISVILLE, KY. | AGE: 26

4TH NFL SEASON | 4TH WITH TEXANS | ACQUIRED: FA-'15

2018 GP/GS (POST): 14/10 (1/1) | CAREER GP/GS (POST): 47/18 (2/1)

TEAMS: CHI '14-15; HOU '15-18



92

TRANSACTIONS: Signed by the Chicago Bears as a college free agent on May 11, 2014...Waived by the Bears on Aug. 30, 2014...Signed to the Bears practice squad on Sept. 1, 2014...Signed to the Bears active roster on Nov. 26, 2014...Waived by the Bears on Sept. 5, 2015...Signed to the Bears practice squad on Sept. 8, 2015...Signed to the Bears active roster on Sept. 19, 2015...Waived by the Bears on Oct. 3, 2015...Signed to the Bears practice squad on Oct. 6, 2015...Signed to the Houston Texans active roster on Oct. 13, 2015...Waived by the Texans on Sept. 3, 2016...Signed to the Texans practice squad on Sept. 5, 2016...Signed to the Texans active roster on Oct. 5, 2016...Waived by the Texans on Oct. 13, 2016...Signed to the Texans practice squad on Oct. 15...Signed to the Texans active roster on Oct. 19, 2016...Waived by the Texans on Nov. 26, 2016...Signed to the Texans practice squad on Nov. 29, 2016...Signed by the Texans on Jan. 16, 2017.

2018 (Houston 14/10; 1/1):

- ✦ Tallied 24 total tackles (13 solo), a career-high four tackles for loss and one forced fumble in 14 games with a career-high 10 starts
- ✦ Notched three total tackles (two solo) in the season opener at New England (9/9)
- ✦ Started at nose tackle and recorded a career-high five total tackles (three solo), including one tackle for loss
- ✦ Notched two total tackles (one solo) and one tackle for loss vs. Dallas (10/7)
- ✦ Recorded two total tackles (two solo) and one tackle for loss vs. Miami (10/25)
- ✦ Notched a career-high six total tackles (four solo), one tackle for loss and one forced fumble at Denver (11/4)
- ✦ Started at nose tackle and recorded two total tackles at Washington (11/18)
- ✦ Tallied two total tackles (one solo) vs. Tennessee (11/26)
- ✦ Recorded one solo tackle, one pass defended and notched his first-career interception of Colts QB Andrew Luck in the Wild Card Round vs. Indianapolis (1/5). Became the third interior defensive lineman to record an interception in the postseason since 2000 and the first since Packers DT B.J. Raji in the 2010 NFC Championship Game

2017 (Houston 16/8):

- ✦ Recorded 26 total tackles (17 solo), three tackles for loss, two quarterback hits and one fumble recovery in a career-high 16 games played
- ✦ Tied a career high with three total tackles and notched the first tackle for loss of his career vs. Jacksonville (9/10)
- ✦ Recorded two assisted tackles and the first fumble recovery of his career vs. Tennessee (10/1)

- ✦ Made one tackle and recorded the first quarterback hit of his career vs. Cleveland (10/15)
- ✦ Started his first career game at nose tackle at Seattle (10/29)
- ✦ Started his second-consecutive game and recorded three total tackles and a quarterback hit vs. Indianapolis (11/5)
- ✦ Made one tackle in his fourth consecutive start vs. Arizona (11/19)
- ✦ Finished with a career-high four total tackles and had multiple tackles for loss in a game for the first time in his career at Baltimore (11/27)
- ✦ Posted two solo stops while making his fifth start of the season vs. San Francisco (12/10)
- ✦ Produced three total tackles at Jacksonville (12/17)
- ✦ Tied his career high of four total tackles (two solo) at Indianapolis (12/31)

2016 (Houston 2/0, 0/0):

- ✦ Spent Weeks 1-4, Week 6, Weeks 13-17 and the postseason on the Texans practice squad
- ✦ Inactive for Week 5 at Minnesota (10/9)
- ✦ Was active for the first time and contributed the first three solo tackles of his season at Denver (10/24) in Week 7
- ✦ Inactive for Week 8 vs. Detroit (10/30)
- ✦ Played but did not record any statistics at Jacksonville (11/13) in Week 10
- ✦ Inactive for Week 11 at Oakland (11/21)

2015 (Chicago 1/0; Houston 11/0, 1/0):

- ✦ Played in a combined total of 12 games for Chicago and Houston and recorded nine total tackles, including five solo stops
- ✦ Played in one game for Chicago where he recorded two total tackles (one solo) vs. Arizona (9/20)
- ✦ Signed to the Texans active roster on Oct. 13
- ✦ Played in his first game for the Texans at Jacksonville (10/18)
- ✦ Notched two total tackles at Buffalo (12/6)
- ✦ Registered one solo tackle in the AFC Wild Card Game vs. Kansas City (1/9/16)

2014 (Chicago 3/0):

- ✦ Made his NFL debut against Detroit (11/27)
- ✦ Made one solo tackle and had one pass defended vs. Detroit (12/21)

COLLEGE:

- ✦ Played four seasons (2010-13) at the University of Louisville (Ky.)

TEXANS BIOS

- ✎ Played in 49 games for the Cardinals, starting 30
- ✎ Recorded career totals of 101 tackles, 3.0 sacks, two fumble recoveries and two passes defended

PERSONAL:

- ✎ Attended Pleasure Ridge Park High School in Louisville, Ky.

- ✎ Three-year starter and team captain for the Panthers
- ✎ Named the team's Most Valuable Player and best offensive lineman in 2009
- ✎ Also named the team's top defensive lineman in 2008
- ✎ Recorded 65 total tackles and 16.0 sacks as a senior, including 30 solo tackles
- ✎ Recorded 50 total tackles and 16.0 sacks his junior year

BRANDON DUNN'S NFL REGULAR SEASON DEFENSIVE STATISTICS

DATE	TEAM	GP	GS	TK	S	A	TACKLES					QBH	INTERCEPTIONS					FUMBLES			ST				MISC		
							TFL	YDS	SK	YDS			NO	YDS	LG	TD	PD	FF	FR	YDS	TK	S	A	FF	FR	S	A
2014	Bears	3	0	1	1	0	0	0	0.0	0.0	0	0	0	0	0	1	0	0	0	0	0	0	0	0	0	0	0
2015	Bears	1	0	2	1	1	0	0	0.0	0.0	0	0	0	0	0	0	0	0	0	0	0	0	0	0	0	0	0
2015	Texans	11	0	7	4	3	0	0	0.0	0.0	0	0	0	0	0	0	0	0	0	0	0	0	0	0	0	0	0
2015	TOTAL	12	0	9	5	4	0	0	0.0	0.0	0	0	0	0	0	0	0	0	0	0	0	0	0	0	0	0	0
2016	Texans	2	0	3	3	0	0	0	0.0	0.0	0	0	0	0	0	0	0	0	0	0	0	0	0	0	0	0	0
2017	Texans	16	8	26	17	9	3	5	0.0	0.0	2	0	0	0	0	0	0	1	0	0	0	0	0	0	0	0	0
2018	Texans	14	10	24	13	11	4	6	0.0	0.0	0	0	0	0	0	0	1	0	0	0	0	0	0	0	0	0	0
NFL TOTALS		47	18	63	39	24	7	11	0.0	0.0	2	0	0	0	0	1	1	1	0	0	0	0	0	0	0	0	0

BRANDON DUNN'S NFL POSTSEASON DEFENSIVE STATISTICS

DATE	TEAM	GP	GS	TACKLES								INTERCEPTIONS					FUMBLES			ST					MISC	
				TK	S	A	TFL	YDS	SK	YDS	QBH	NO	YDS	LG	TD	PD	FF	FR	YDS	TK	S	A	FF	FR	S	A
2015	Texans	1	0	1	1	0	0	0	0.0	0.0	0	0	0	0	0	0	0	0	0	0	0	0	0	0		
2018	Texans	1	1	1	1	0	0	0	0.0	0.0	0	1	0	0	0	1	0	0	0	0	0	0	0	0		
NFL TOTALS		2	1	2	2	0	0	0	0.0	0.0	0	1	0	0	0	1	0	0	0	0	0	0	0	0		

SINGLE-GAME HIGHS: DEFENSIVE

Total Tackles	6 at Denver Broncos, Nov 04, 2018	Fumble Recoveries	1 vs. Tennessee Titans, Oct 01, 2017
Passes Defensed	1 vs. Detroit Lions, Dec 21, 2014	Tackles For Loss	2 at Baltimore Ravens, Nov 27, 2017
Forced Fumbles	1 at Denver Broncos, Nov 04, 2018		

SINGLE-GAME HIGHS - POSTSEASON: DEFENSIVE

Total Tackles	2 vs. Indianapolis Colts, Jan 05, 2019	Interceptions	1 vs. Indianapolis Colts, Jan 05, 2019
Passes Defensed	1 vs. Indianapolis Colts, Jan 05, 2019		

TEXANS BIOS

2018 GAME-BY-GAME REGULAR SEASON STATISTICS (TEXANS)

2018 CAREER BY GAME REGULAR SEASON STATISTICS (PER GAME)																													
				TACKLES							INTERCEPTIONS					FUMBLES					ST					MISC			
W	DATE	OPPONENT		TK	S	A	SK	YDS	TFL	YDS	QBH	NO	YDS	LG	TD	PD	FF	FR	YDS	TK	S	A	FF	FR	S	A	W/L	SCORE	
01	09/09	at Patriots	P	3	2	1	0.0	0.0	0	0	0	0	0	0	0	0	0	0	0	0	0	0	0	0	0	0	0	L	20-27
02	09/16	at Titans	S	5	3	2	0.0	0.0	1	3	0	0	0	0	0	0	0	0	0	0	0	0	0	0	0	0	0	L	17-20
03	09/23	Giants	P	0	0	0	0.0	0.0	0	0	0	0	0	0	0	0	0	0	0	0	0	0	0	0	0	0	0	L	22-27
04	09/30	at Colts	P	0	0	0	0.0	0.0	0	0	0	0	0	0	0	0	0	0	0	0	0	0	0	0	0	0	0	W	37-34+
05	10/07	Cowboys	P	2	1	1	0.0	0.0	1	1	0	0	0	0	0	0	0	0	0	0	0	0	0	0	0	0	0	W	19-16+
06	10/14	Bills	S	0	0	0	0.0	0.0	0	0	0	0	0	0	0	0	0	0	0	0	0	0	0	0	0	0	0	W	20-13
07	10/21	at Jaguars	S	0	0	0	0.0	0.0	0	0	0	0	0	0	0	0	0	0	0	0	0	0	0	0	0	0	0	W	20-7
08	10/25	Dolphins	S	2	2	0	0.0	0.0	1	1	0	0	0	0	0	0	0	0	0	0	0	0	0	0	0	0	0	W	42-23
09	11/04	at Broncos	S	6	4	2	0.0	0.0	1	1	0	0	0	0	0	0	1	0	0	0	0	0	0	0	0	0	0	W	19-17
11	11/18	at Redskins	S	2	0	2	0.0	0.0	0	0	0	0	0	0	0	0	0	0	0	0	0	0	0	0	0	0	0	W	23-21
12	11/26	Titans	S	2	1	1	0.0	0.0	0	0	0	0	0	0	0	0	0	0	0	0	0	0	0	0	0	0	0	W	34-17
13	12/02	Browns	S	1	0	1	0.0	0.0	0	0	0	0	0	0	0	0	0	0	0	0	0	0	0	0	0	0	0	W	29-13
14	12/09	Colts	S	0	0	0	0.0	0.0	0	0	0	0	0	0	0	0	0	0	0	0	0	0	0	0	0	0	0	L	21-24
15	12/15	at Jets	S	1	0	1	0.0	0.0	0	0	0	0	0	0	0	0	0	0	0	0	0	0	0	0	0	0	0	W	29-22
16	12/23	at Eagles		INACTIVE																								L	30-32
17	12/30	Jaguars		INACTIVE																								W	20-3
2018 TOTALS		14-10		24	13	11	0.0	0.0	4	6	0	0	0	0	0	0	1	0	0	0	0	0	0	0	0	0	11-5		

+ - Overtime

2018 GAME-BY-GAME POSTSEASON STATISTICS (TEXANS)

			TACKLES							INTERCEPTIONS					FUMBLES			ST					MISC					
W	DATE	OPPONENT	TK	S	A	SK	YDS	TFL	YDS	QBH	NO	YDS	LG	TD	PD	FF	FR	YDS	TK	S	A	FF	FR	S	A	W/L	SCORE	
01	01/05	Colts	S	1	1	0	0.0	0.0	0	0	0	1	0	0	0	1	0	0	0	0	0	0	0	0	0	0	L	7-21
2018 TOTALS			1-1	1	1	0	0.0	0.0	0	0	0	1	0	0	0	1	0	0	0	0	0	0	0	0	0	0	0-1	



KA'IMI FAIRBAIRN

KICKER

6-0 | 183 | UCLA

HOMETOWN: KAILUA, HAWAII | AGE: 25

4TH NFL SEASON | 4TH WITH TEXANS | ACQUIRED: CFA-'16

2018 GP/GS (POST): 16/0 (1/0) | CAREER GP/GS (POST): 32/0 (1/0)

TEAMS: HOU '16-'18



7

TRANSACTIONS: Signed by the Houston Texans as a college free agent on May 6, 2016.

2018 (Houston 16/0; 1/0):

- ✦ Set franchise records and led the NFL in points scored (150) and field goals made (37) in 2018. Connected on his final 15 field goal attempts of the 2018 NFL season
- ✦ Connected on both field goal attempts, two extra points and recorded touchbacks on four of his five kickoffs at New England (9/9)
- ✦ Scored five total points on one made field goal and two made extra point attempts at Tennessee (9/16)
- ✦ Made all three field goal attempts, including a season-long 54-yarder, and one extra point vs. the N.Y. Giants (9/23)
- ✦ Connected on three-of-four field goals including a 29-yarder to tie the game in overtime and his first career game-winning field goal, a 37-yarder, at Indianapolis (9/30)
- ✦ Scored 13 total points on four made field goals and one made extra point attempt vs. Dallas (10/7). Made a game-winning 36-yard field goal in overtime. Became the first NFL kicker to hit game-winning field goals in overtime in consecutive games since Eagles K David Akers in Weeks 10-11 of the 2000 season
- ✦ Made two field goals and two extra point attempts vs. Buffalo (10/14)
- ✦ Scored eight total points on two made field goals and two made extra points at Jacksonville (10/21)
- ✦ Connected on all six extra point attempts vs. Miami (10/25)
- ✦ Scored seven total points on two made field goals and one made extra point attempt at Denver (11/4)
- ✦ Scored 11 total points on three made field goals and two made extra point attempts at Washington (11/18)
- ✦ Made two field goals and three extra points vs. Tennessee (11/26). Set the franchise record for the most points scored through 12 weeks of a season
- ✦ Scored 17 total points on five made field goals and two made extra point attempts vs. Cleveland (12/2). Set new single-game career highs with five made field goals and 17 points scored and broke the franchise record for the most points scored through 13 weeks of a season with 116
- ✦ Went 3-for-3 on extra point attempts vs. Indianapolis (12/9)
- ✦ Connected on all five field goal attempts and two extra point attempts at the N.Y. Jets (12/15). Tied his season high for points scored (17) and field goals made (five)
- ✦ Scored six total points on one made field goal and three made extra point attempts at Philadelphia (12/23). Passed Shayne Graham (138 in 2012) for the most points scored in a single season in franchise history

- ✦ Scored eight total points on two made field goals and two made extra point attempts and passed Nick Novak (35 in 2016) for the most field goals made in a single season in Texans history (37) vs. Jacksonville (12/30)
- ✦ Connected one extra point attempt in his postseason debut in the Wild Card Round vs. Indianapolis (1/5)

2017 (Houston 16/0):

- ✦ Made 11 straight field goal attempts to start the 2017 season, the most consecutive field goals made to start a Texans career in franchise history
- ✦ Recorded 49 touchbacks, which is a single-season franchise record and tied for the seventh-most touchbacks in the NFL in 2017
- ✦ Produced 92 points, which is the most by a first-year player in Texans history and the third-most by a rookie in 2017
- ✦ Added one extra point while recording touchbacks on both his kicks in his NFL debut vs. Jacksonville (9/10)
- ✦ Attempted and made his first two career field goals while accounting for over half of the team's points at Cincinnati (9/14)
- ✦ Converted all four field goals and three extra point attempts to produce 15 points at New England (9/24)
- ✦ Tallied three field goal conversions and six extra points to produce 15 total points of offense for the second consecutive week vs. Tennessee (10/1)
- ✦ Converted his tenth-consecutive field goal attempt and recorded touchbacks on all six of his kickoffs vs. Cleveland (10/15)
- ✦ Extended his franchise record by converting his 11th straight kick to start his Texans career at Seattle (10/29)
- ✦ Converted both extra point attempts and produced two touchbacks on kickoffs vs. Indianapolis (11/5)
- ✦ Made all four extra point attempts, added one field goal and booted two kickoffs for touchbacks vs. Arizona (11/19)
- ✦ Scored 10 total points on three made field goal attempts and one extra point conversion at Baltimore (11/27)
- ✦ Converted two field goal attempts, added one point after attempt and recorded touchbacks on all four kickoffs at Tennessee (12/3)
- ✦ Connected on a career-long 55-yard field goal and added an extra point vs. San Francisco (12/10)
- ✦ Launched a 52-yard field goal, converted on another kick and added on successfully extra point try at Indianapolis (12/31)

2016 (Houston 0/0, 0/0):

- ✦ Placed on the Reserve/Injured List on Aug. 30

CAREER AT UCLA:

TEXANS BIOS

- Played four seasons (2012-15) at the University of California, Los Angeles
- Lou Groza Award winner in 2015
- Became the all-time leading scorer for the Pac-12 Conference and UCLA during the 2015 season
- A consensus first-team All-America selection (AP, FWAA, AFCA, Walter Camp, SI.com) following his senior season
- Finished his career by connecting on 41 straight field goal attempts from 35 yards and in
- Tied a UCLA record by connecting on a 60-yard field goal in 2015
- Handled all of the Bruins' placekicking chores in his four seasons with the program
- Added kickoff duty in years two, three and four
- First Bruin to score more than 100 points in four straight seasons

- Full name is John Christian Ka'iminoeauloameka'ikeokekumupa'a Fairbairn
- Attended Punahou School in Honolulu
- Name is pronounced Ka'imi (Kuh-EE-me) Fairbairn (Fair-Bairn)
- Two-star recruit according to Rivals.com and Scout.com
- As a senior, put 95 percent of his kickoffs into the end zone, and hit 13-of-18 field goal tries, including one from 55 yards
- Named first-team all-state as a senior and junior and to the All-ILH Division Team
- Earned second-team all-state honors as a sophomore
- Three-year winner of the Special Team MVP Award
- Also played soccer (central defender) for coach Dave Trifonovitch
- Named first-team all-state as a senior and junior for the two-time state champs
- ILH Defensive Player of the Year his last two seasons.
- Born in Kailua, Hawaii

PERSONAL:

KA'IMI FAIRBAIRN'S NFL REGULAR SEASON KICKING STATISTICS

DATE	TEAM	GP	FGM	FGA	PCT.	LG	XP	XPA	PCT.	BLK	PTS
2016	Texans	0	0	0	0.0	0	0	0	0.0	0	0
2017	Texans	16	20	25	80.0	55	32	35	91.4	0	92
2018	Texans	16	37	42	88.1	54	39	41	95.1	0	150
NFL TOTALS		32	57	67	85.1	55	71	76	93.4	0	242

KA'IMI FAIRBAIRN'S NFL POSTSEASON KICKING STATISTICS

DATE	TEAM	GP	FGM	FGA	PCT.	LG	XP	XPA	PCT.	BLK	PTS
2018	Texans	1	0	0	0.0	0	1	1	100.0	0	1
NFL TOTALS		1	0	0	0.0	0	1	1	100.0	0	1

KA'IMI FAIRBAIRN'S NFL REGULAR SEASON FIELD-GOAL ACCURACY STATISTICS

DATE	TEAM	1-19	PCT.	20-29	PCT.	30-39	PCT.	40-49	PCT.	50+	PCT.
2016	Texans	0-0	0.0	0-0	0.0	0-0	0.0	0-0	0.0	0-0	0.0
2017	Texans	0-0	0.0	3-4	75.0	8-10	80.0	6-7	85.7	3-4	75.0
2018	Texans	1-1	100.0	9-9	100.0	11-11	100.0	12-15	80.0	4-6	66.7
NFL TOTALS		1-1	100.0	12-13	92.3	19-21	90.5	18-22	81.8	7-10	70.0

SINGLE-GAME HIGHS: KICKER

Field Goals Made 5 at New York Jets, Dec 15, 2018
...1 more at 5.

Field Goal Attempts 5 at New York Jets, Dec 15, 2018
...3 more at 5.

Longest Field Goals Made 55 vs. San Francisco 49ers, Dec 10, 2017

PATs Made 6 vs. Miami Dolphins, Oct 25, 2018
...1 more at 6.

PAT Attempts 7 vs. Tennessee Titans, Oct 01, 2017

Points 17 at New York Jets, Dec 15, 2018
...1 more at 17.

Special Teams Tackles 1 at Philadelphia Eagles, Dec 23, 2018
...1 more at 1.

SINGLE-GAME HIGHS - POSTSEASON: KICKER

PATs Made 1 vs. Indianapolis Colts, Jan 05, 2019

PAT Attempts 1 vs. Indianapolis Colts, Jan 05, 2019

Points 1 vs. Indianapolis Colts, Jan 05, 2019

TEXANS BIOS

2018 GAME-BY-GAME REGULAR SEASON STATISTICS (TEXANS)

W	DATE	OPPONENT	P	FIELD GOALS				EXTRA POINTS				PTS	W/L	SCORE
				FGM	FGA	PCT	LG	XP	XPA	PCT	BLK			
01	09/09	at Patriots	P	2	2	100.0	42	2	2	100.0	0	8	L	20-27
02	09/16	at Titans	P	1	2	50.0	34	2	2	100.0	0	5	L	17-20
03	09/23	Giants	P	3	3	100.0	54	1	1	100.0	0	10	L	22-27
04	09/30	at Colts	P	3	4	75.0	40	4	4	100.0	0	13	W	37-34+
05	10/07	Cowboys	P	4	5	80.0	36	1	1	100.0	0	13	W	19-16+
06	10/14	Bills	P	2	2	100.0	33	2	2	100.0	0	8	W	20-13
07	10/21	at Jaguars	P	2	2	100.0	48	2	2	100.0	0	8	W	20-7
08	10/25	Dolphins	P	0	0	0.0	0	6	6	100.0	0	6	W	42-23
09	11/04	at Broncos	P	2	2	100.0	46	1	2	50.0	0	7	W	19-17
11	11/18	at Redskins	P	3	5	60.0	54	2	2	100.0	0	11	W	23-21
12	11/26	Titans	P	2	2	100.0	47	4	4	100.0	0	10	W	34-17
13	12/02	Browns	P	5	5	100.0	53	2	2	100.0	0	17	W	29-13
14	12/09	Colts	P	0	0	0.0	0	3	3	100.0	0	3	L	21-24
15	12/15	at Jets	P	5	5	100.0	53	2	2	100.0	0	17	W	29-22
16	12/23	at Eagles	P	1	1	100.0	30	3	4	75.0	0	6	L	30-32
17	12/30	Jaguars	P	2	2	100.0	24	2	2	100.0	0	8	W	20-3
2018 TOTALS				16	37	42	88.1	54	39	41	95.1	0	150	11-5

+ - Overtime

2018 GAME-BY-GAME POSTSEASON STATISTICS (TEXANS)

W	DATE	OPPONENT	P	FIELD GOALS				EXTRA POINTS				PTS	W/L	SCORE
				FGM	FGA	PCT	LG	XP	XPA	PCT	BLK			
01	01/05	Colts	P	0	0	0.0	0	1	1	100.0	0	1	L	7-21
2018 TOTALS				1	0	0	0.0	1	1	100.0	0	1	0-1	



DARREN FELLS

TIGHT END

6-7 | 270 | CALIFORNIA-IRVINE

HOMETOWN: FULLERTON, CALIF. | AGE: 33

6TH NFL SEASON | 1ST WITH TEXANS | ACQUIRED: FA-'19

2018 GP/GS: 16/11 | CAREER GP/GS (POST): 71/49 (3/2)

TEAMS: ARI '13-16; DET '17; CLE '18; HOU '19



87

TRANSACTIONS: Signed by the Seattle Seahawks on March 6, 2013...Waived by the Seahawks on May 8, 2013...Signed by the Seahawks on May 20, 2013...Waived by the Seahawks on Aug. 31, 2013...Signed to the Arizona Cardinals' practice squad on Oct. 9, 2013...Signed by the Cardinals on Jan. 1, 2014...Re-signed by the Cardinals on Feb. 1, 2016...Signed by the Detroit Lions as an unrestricted free agent on March 11, 2017...Signed by the Cleveland Browns as an unrestricted free agent on March 15, 2018...Signed by the Houston Texans as a free agent on March 19, 2019.

CAREER:

- Registered 68 receptions for 830 yards (12.2 avg.) and 10 touchdowns in 70 career games played with 48 starts for three NFL franchises
- Tallied five receptions for 51 yards (10.2 avg.) and two touchdowns in three career postseason games
- Played professional basketball internationally in Argentina, Mexico, France, Belgium and Finland before returning to the United States to play football in 2013

2018 (Cleveland 16/11):

- Recorded 11 receptions for 117 yards (10.6 avg.) and three touchdowns, and helped the Browns rushing offense improve from 4.46 yards per carry in 2017 to 4.61 in 2018
- Hauled in a career-long 49-yard touchdown at Oakland (9/30)
- Tallied one reception for six yards (6.0 avg.) and one touchdown at Cincinnati (11/25)
- Notched a season-high three receptions for 18 yards (6.0 avg.) and one touchdown vs. Cincinnati (12/23)

2017 (Detroit 16/13):

- Finished with 17 receptions for 177 yards (10.4 avg.) and three touchdowns in 16 games played
- Registered four receptions for 40 yards (10.0 avg.) at Minnesota (10/1)
- Hauled in two receptions for 24 yards (12.0 avg.) and a career-high two touchdowns vs. Carolina (10/8)
- Caught two passes for 26 yards (13.0 avg.) and one touchdown at New Orleans (10/15)

2016 (Arizona 14/7):

- Tallied 14 receptions for 154 yards (11.0 avg.) and one interception in 14 games played
- Helped block for an offense which recorded the third-most rushing touchdowns (20) in the NFL

- Matched a career high with four receptions for 31 yards (7.8 avg.) vs. Tampa Bay (9/18)
- Hauled in a 37-yard touchdown reception at the L.A. Rams (1/1/17)

2015 (Arizona 15/13; 2/1):

- Registered a career-high 21 receptions for 311 yards (14.8 avg.) and three touchdowns in 14 games played
- Notched four receptions for a career-high 82 yards (20.5 avg.) and one touchdown vs. New Orleans (9/13)
- Caught two passes for 25 yards (12.5 avg.) and one touchdown at Detroit (10/11)
- Hauled in an 18-yard touchdown vs. Cincinnati (11/22)
- Recorded three receptions for 54 yards (18.0 avg.) at Philadelphia (12/20)
- Finished with two receptions for 36 yards (18.0 avg.) and one touchdown at Carolina in the NFC Championship Game (1/24/16)

2014 (Arizona 10/5; 1/1):

- Recorded five receptions for 71 yards (14.2 avg.) in 10 games as a rookie
- Notched two receptions for 39 yards (19.5 avg.) at San Francisco (12/28)
- Caught one pass for one yard (1.0 avg.) and his first-career touchdown in his postseason debut in the Wild Card Playoff at Carolina (1/3/15)

COLLEGE:

- Played basketball for four seasons (2004-08) at the University of California, Irvine (Calif.)
- Averaged 10.2 points and 6.3 rebounds per game in 123 career games (93 starts)
- Earned second-team All-Big West honors as a senior in 2007-08
- Named All-Big West honorable mention as a sophomore in 2005-06 and again as a junior in 2006-07

PERSONAL:

- Attended Fullerton (Calif.) High School
- Earned all-state honors as a tight end in football, and was an All-CIF Southern Section II-A first-team selection
- Brother, Daniel, is a former NFL tight end for the New England Patriots, New York Giants, Denver Broncos and St. Louis Rams
- Played professional basketball internationally in Argentina, Mexico, France, Belgium and Finland before returning to the United States to play football
- Majored in sociology at UC Irvine

TEXANS BIOS

DARREN FELLS' NFL REGULAR SEASON RUSHING/RECEIVING STATISTICS

				RECEIVING					RUSHING				
DATE	TEAM	GP	GS	NO.	YDS	AVG	LG	TD	NO.	YDS.	AVG.	LG	TD
2013	Cardinals	0	0	0	0	0.0	0	0	0	0	0.0	0	0
2014	Cardinals	10	5	5	71	14.2	24	0	0	0	0.0	0	0
2015	Cardinals	15	13	21	311	14.8	48	3	0	0	0.0	0	0
2016	Cardinals	14	7	14	154	11.0	37t	1	0	0	0.0	0	0
2017	Lions	16	13	17	177	10.4	23	3	0	0	0.0	0	0
2018	Browns	16	11	11	117	10.6	49t	3	0	0	0.0	0	0
NFL TOTALS		71	49	68	830	12.2	49t	10	0	0	0.0	0	0

DARREN FELLS' NFL POSTSEASON RUSHING/RECEIVING STATISTICS

		RECEIVING						RUSHING					
DATE	TEAM	GP	GS	NO.	YDS	AVG	LG	TD	NO.	YDS.	AVG.	LG	TD
2014	Cardinals	1	1	1	1	1.0	1t	1	0	0	0.0	0	0
2015	Cardinals	2	1	4	50	12.5	21t	1	0	0	0.0	0	0
NFL TOTALS		3	2	5	51	10.2	21t	2	0	0	0.0	0	0

SINGLE-GAME HIGHS: RUSHING/RECEIVING

Receptions	4 at Minnesota Vikings, Oct 01, 2017 ...2 more at 4.	Kickoff Returns	1 vs. Chicago Bears, Dec 16, 2017
Receiving Yards	82 vs. New Orleans Saints, Sep 13, 2015	Kickoff Return Yards	10 vs. Chicago Bears, Dec 16, 2017
Longest Receptions	49t at Oakland Raiders, Sep 30, 2018	Longest Kickoff Return	10 vs. Chicago Bears, Dec 16, 2017
Receiving TDs	2 vs. Carolina Panthers, Oct 08, 2017	Miscellaneous Tackles	1 vs. Carolina Panthers, Oct 08, 2017 ...1 more at 1.
All-purpose yards	82 vs. New Orleans Saints, Sep 13, 2015	Most TDs	2 vs. Carolina Panthers, Oct 08, 2017

SINGLE-GAME HIGHS - POSTSEASON: RUSHING/RECEIVING

Receptions	2 at Carolina Panthers, Jan 24, 2016 ...1 more at 2.	Receiving TDs	1 at Carolina Panthers, Jan 24, 2016 ...1 more at 1.
Receiving Yards	36 at Carolina Panthers, Jan 24, 2016	All-purpose yards	36 at Carolina Panthers, Jan 24, 2016
Longest Receptions	21t at Carolina Panthers, Jan 24, 2016	Most TDs	1 at Carolina Panthers, Jan 24, 2016 ...1 more at 1.

TEXANS BIOS

2018 GAME-BY-GAME REGULAR SEASON STATISTICS (BROWNS)

W	DATE	OPPONENT	P/S	RECEIVING					RUSHING				W/L	SCORE
				NO	YDS	AVG	LG	TD	ATT	YDS	LG	TD		
01	09/09	Steelers	S	1	12	12	12	0	0	0	0	0	L	21-21
02	09/16	at Saints	S	2	15	8	9	0	0	0	0	0	L	18-21
03	09/20	Jets	S	0	0	0	0	0	0	0	0	0	W	21-17
04	09/30	at Raiders	P	1	49	49	49t	1	0	0	0	0	L	42-45+
05	10/07	Ravens	S	1	8	8	8	0	0	0	0	0	W	12-9+
06	10/14	Chargers	P	0	0	0	0	0	0	0	0	0	L	14-38
07	10/21	at Buccaneers	P	0	0	0	0	0	0	0	0	0	L	23-26+
08	10/28	at Steelers	S	1	6	6	6	0	0	0	0	0	L	18-33
09	11/04	Chiefs	P	0	0	0	0	0	0	0	0	0	L	21-37
10	11/11	Falcons	S	0	0	0	0	0	0	0	0	0	W	28-16
12	11/25	at Bengals	S	1	6	6	6t	1	0	0	0	0	W	35-20
13	12/02	at Texans	S	0	0	0	0	0	0	0	0	0	L	13-29
14	12/09	Panthers	S	0	0	0	0	0	0	0	0	0	W	26-20
15	12/15	at Broncos	P	0	0	0	0	0	0	0	0	0	W	17-16
16	12/23	Bengals	S	3	18	6	9	1	0	0	0	0	W	26-18
17	12/30	at Ravens	S	1	3	3	3	0	0	0	0	0	L	24-26
2018 TOTALS			16-11	11	117	10.6	49t	3	0	0	0	0	7-9	

+ - Overtime



WILL FULLER V

WIDE RECEIVER

6-0 | 184 | NOTRE DAME

HOMETOWN: PHILADELPHIA, PA. | AGE: 25

4TH NFL SEASON | 4TH WITH TEXANS | ACQUIRED: D1-'16

2018 GP/GS: 7/7 | CAREER GP/GS (POST): 31/30 (2/2)

TEAMS: HOU '16-'18



15

TRANSACTIONS: Selected by the Houston Texans with the 21st pick in the first round (21st overall) of the 2016 NFL Draft.

2018 (Houston 7/7):

- Finished with 32 receptions for 502 yards (15.7 avg.) and four touchdowns in seven games in 2018
- Inactive Week 1 at New England (9/9)
- Recorded a team-high 113 receiving yards on eight receptions (14.1 avg.) and one touchdown at Tennessee (9/16)
- Led the team with 101 receiving yards on five receptions (20.2 avg.) and one touchdown vs. the N.Y. Giants (9/23). Became the first Texans player with 100-or-more receiving yards in back-to-back games since he accomplished the feat in Weeks 1-2 of the 2016 season
- Caught four passes for 49 yards (12.3 avg.) and one touchdown at Indianapolis (9/30). Extended his streak of games with a touchdown reception when QB Deshaun Watson starts to seven games. In those seven games with Watson, he has recorded 10 receiving touchdowns
- Notched two receptions for 15 yards (7.5 avg.) vs. Dallas (10/7)
- Finished tied for second on the team with 33 yards receiving on two catches (16.5 avg.) vs. Buffalo (10/14)
- Led the team with 68 yards receiving on six receptions (11.3 avg.) and eclipsed 100 career receptions at Jacksonville (10/21)
- Finished with a team-high 124 yards receiving on five receptions (24.8 avg.), including a career-long 73-yard touchdown vs. Miami (10/25)
- Placed on the Reserve/Injured list on Oct. 30, 2018

2017 (Houston 10/10):

- Despite only playing 10 games, compiled 423 yards receiving on 28 receptions and set a single-season career high with seven receiving touchdowns
- Tied for 19th in the NFL in receiving touchdowns and was the only player in the top-30 of receiving touchdowns with fewer than 11 games played
- Scored a touchdown on seven of his first 11 receptions of the season. Since 1991, no player in the NFL has reached seven receiving touchdowns on fewer receptions in a season
- Led the NFL with three games of two-or-more receiving touchdowns
- Became the fourth player in team history with a touchdown reception in four straight games, joining WR DeAndre Hopkins (2017), RB Arian Foster (2014) and WR Andre Johnson (2007, 2010-11)
- Made his season debut vs. Tennessee (10/1) and recorded four

receptions for 35 yards and two touchdowns. This marked his first multi-touchdown reception game and he topped 50 career receptions during the game

- Finished with two receptions for 57 yards and two touchdowns while recording a 49-yard punt return vs. Kansas City (10/8)
- Caught two passes for 62 yards and a game-long 39-yard touchdown pass vs. Cleveland (10/15), extending his touchdown streak to three games
- Hauled in five passes for a career-high 125 yards and two touchdowns at Seattle (10/29). On his first 11 receptions of the season, seven went for touchdowns, making Fuller V the first player since 1991 to accomplish the feat.

2016 (Houston 14/13, 2/2):

- Finished third in the NFL among rookie wideouts with 635 receiving yards and sixth with 47 receptions
- With 635 receiving yards this season, passed Jabar Gaffney (483 in 2002) for the third-most receiving yards by a rookie in Texans history
- With 47 receptions in 2016, tied Domanick Williams (47 in 2003) for the fourth-most receptions by a rookie in Texans history
- Only the second rookie in NFL history to record 300 scrimmage yards and a return touchdown in the first four games of a season, and first since 49ers RB Hugh McElhenny in 1952
- Among Texans rookies through their first four career games, Fuller tied for the most touchdowns (two) and ranked second in receiving yards (323) and third in receptions (19)
- Became the first Texans rookie to return a punt for a touchdown and was the first player in Texans history to record a receiving touchdown and a punt return touchdown in the same game vs. Tennessee (10/2). He was also the fourth NFL rookie in the past 15 years to accomplish the feat, joining WR Tavon Austin, WR T.Y. Hilton and WR Dez Bryant
- Caught five passes for a team-leading 107 yards and a touchdown in his first career NFL game vs. Chicago (9/11)
- Became the first rookie first-round draft choice with 100 receiving yards in a season opener since Steelers WR Louis Lipps vs. Kansas City (9/2/84)
- Finished second on the team with four receptions for 104 yards, averaging 26.0 yards per catch, vs. Kansas City (9/18)
- Became the first rookie in Texans history to open a season with two 100-yard receiving games
- Led the team with seven receptions for 81 yards and a touchdown, and also scored a touchdown on his first career punt return, a 67-yard score, vs. Tennessee (10/2)
- Active but did not play in Week 6 vs. Indianapolis (10/16) with an injury

TEXANS BIOS

- ✦ Caught four passes for 22 yards and logged his first career kickoff return for 19 yards at Denver (10/24) in Week 7
- ✦ Inactive for Week 10 at Jacksonville (11/13) with an injury
- ✦ Tied for second on the team with four receptions for 60 yards, including a long of 33 yards, and returned three punts for 27 yards vs. San Diego (11/27) in Week 12
- ✦ Registered five receptions for a team-leading 59 yards and a 16-yard punt return at Green Bay (12/4) in Week 13
- ✦ Logged four receptions for 42 yards and his first career rushing attempt, a three-yard loss, in addition to returning four punts for 38 yards and one kickoff return for 12 yards vs. Jacksonville (12/18) in Week 15
- ✦ Caught four passes for 37 yards vs. Oakland in the AFC Wild Card round, setting the franchise rookie mark for postseason receptions in a game and was the second-most receiving yards by a Texans rookie in a postseason game
- ✦ Registered three receptions for 16 yards at New England (1/14/17) in the AFC Divisional round and passed DeVier Posey (47 in 2012) for the most receiving yards by a rookie in Texans postseason history (53)

COLLEGE:

- ✦ Played three seasons (2013-15) at the University of Notre Dame in South Bend, Ind.
- ✦ Had 144 catches for 2,512 receiving yards and 30 touchdowns in his Fighting Irish career
- ✦ Named an Associated Press Second-Team All-American and Biletnikoff Award Semifinalist following his senior season in which he compiled 62 catches, 1,258 receiving yards and 14 receiving touchdowns
- ✦ Ranked third in the FBS with 15 touchdown catches as a junior in 2014
- ✦ Became the fourth player in school history with a pair of touchdown receptions of 72 yards or longer in a single season (Nick Eddy, 1964, Tim Brown, 1986, and Golden Tate, 2009)

- ✦ Averaged 17.4 yards per reception and 64.4 yards per game
- ✦ Finished second to Michael Floyd (37) for most receiving touchdowns in school history
- ✦ Played in 2013 Pinstripe Bowl, 2014 Music City Bowl and 2016 Fiesta Bowl

PERSONAL:

- ✦ Attended Roman Catholic High School in Philadelphia
- ✦ First-team receiver on 2012 Pennsylvania Sports Writers AAAA All-State football team
- ✦ Named as a receiver to Philadelphia Daily News All-City squad for 2012
- ✦ First-team receiver on Philadelphia Inquirer All-Southeastern Pennsylvania team
- ✦ Named MVP of Philadelphia Catholic League 4A
- ✦ Made 57 receptions in 2012 for 932 yards and eight touchdowns in 2012
- ✦ Had 10 catches for 232 yards and two touchdowns in a 2012 win over Cardinal O'Hara
- ✦ Also played cornerback
- ✦ Honorable mention Pennsylvania all-state pick as a junior
- ✦ Grabbed 46 receptions in 2011 for 758 yards and 10 touchdowns on an 8-3 Roman Catholic team
- ✦ All Catholic League 4A pick in 2011 as both a receiver and defensive back
- ✦ A first-team all-city selection as a sophomore in 2010 by *Philadelphia Daily News*
- ✦ Caught 39 passes for 650 yards and nine touchdowns in 2010
- ✦ Chosen for Semper Fidelis All-American Bowl and played for East squad
- ✦ Played for coach Joe McCort
- ✦ Son of Bill Fuller and Megan Mitchell
- ✦ Enrolled in the College of Arts and Letters, majoring in Africana studies

WILL FULLER V'S NFL REGULAR SEASON RUSHING/RECEIVING STATISTICS

		RECEIVING						RUSHING					
DATE	TEAM	GP	GS	NO.	YDS	AVG	LG	TD	NO.	YDS.	AVG.	LG	TD
2016	Texans	14	13	47	635	13.5	53	2	1	-3	-3.0	-3	0
2017	Texans	10	10	28	423	15.1	59t	7	2	9	4.5	5	0
2018	Texans	7	7	32	503	15.7	73t	4	0	0	0.0	0	0
NFL TOTALS		31	30	107	1,561	14.6	73t	13	3	6	2.0	5	0

WILL FULLER V'S NFL POSTSEASON RUSHING/RECEIVING STATISTICS

				RECEIVING					RUSHING				
DATE	TEAM	GP	GS	NO.	YDS	AVG	LG	TD	NO.	YDS.	AVG.	LG	TD
2016	Texans	2	2	7	53	7.6	19	0	0	0	0.0	0	0
2018	Texans	0	0	0	0	0.0	0	0	0	0	0.0	0	0
NFL TOTALS		2	2	7	53	7.6	19	0	0	0	0.0	0	0

TEXANS BIOS

WILL FULLER V'S NFL REGULAR SEASON RETURN STATISTICS

DATE TEAM	RET.	KICKOFF RETURNS				PUNT RETURNS					
		YDS.	AVG.	LG	TD	NO.	FC	YDS	AVG	LG	TD
2016 Texans	2	31	15.5	19	0	11	6	165	15.0	67t	1
2017 Texans	0	0	0.0	0	0	9	6	135	15.0	49	0
2018 Texans	0	0	0.0	0	0	0	0	0	0.0	0	0
NFL TOTALS	2	31	15.5	19	0	20	12	300	15.0	67t	1

WILL FULLER V'S NFL POSTSEASON RETURN STATISTICS

DATE TEAM	RET.	KICKOFF RETURNS				PUNT RETURNS					
		YDS.	AVG.	LG	TD	NO.	FC	YDS	AVG	LG	TD
2016 Texans	1	12	12.0	12	0	2	1	34	17.0	18	0
2018 Texans	0	0	0.0	0	0	0	0	0	0.0	0	0
NFL TOTALS	1	12	12.0	12	0	2	1	34	17.0	18	0

SINGLE-GAME HIGHS: RUSHING/RECEIVING

Rush Attempts	1 vs. Kansas City Chiefs, Oct 08, 2017 ...2 more at 1.	Kickoff Return Yards	19 at Denver Broncos, Oct 24, 2016
Rushing Yards	5 vs. Kansas City Chiefs, Oct 08, 2017	Longest Kickoff Return	19 at Denver Broncos, Oct 24, 2016
Longest Runs	5 vs. Kansas City Chiefs, Oct 08, 2017	Fair Catches	2 at Jacksonville Jaguars, Dec 17, 2017 ...1 more at 2.
Receptions	8 at Tennessee Titans, Sep 16, 2018	Punt Return Yards	67 vs. Tennessee Titans, Oct 02, 2016
Receiving Yards	125 at Seattle Seahawks, Oct 29, 2017	Longest Punt Return	67t vs. Tennessee Titans, Oct 02, 2016
Longest Receptions	73t vs. Miami Dolphins, Oct 25, 2018	Punt Returns	4 vs. Jacksonville Jaguars, Dec 18, 2016
Receiving TDs	2 at Seattle Seahawks, Oct 29, 2017 ...2 more at 2.	Punt Return TDs	1 vs. Tennessee Titans, Oct 02, 2016
All-purpose yards	152 at Seattle Seahawks, Oct 29, 2017	Most TDs	2 at Seattle Seahawks, Oct 29, 2017 ...3 more at 2.
Kickoff Returns	1 vs. Jacksonville Jaguars, Dec 18, 2016 ...1 more at 1.		

SINGLE-GAME HIGHS - POSTSEASON: RUSHING/RECEIVING

Receptions	4 vs. Oakland Raiders, Jan 07, 2017	Longest Kickoff Return	12 at New England Patriots, Jan 14, 2017
Receiving Yards	37 vs. Oakland Raiders, Jan 07, 2017	Fair Catches	1 at New England Patriots, Jan 14, 2017
Longest Receptions	19 vs. Oakland Raiders, Jan 07, 2017 ...1 more at 19.	Punt Return Yards	34 at New England Patriots, Jan 14, 2017
All-purpose yards	62 at New England Patriots, Jan 14, 2017	Longest Punt Return	18 at New England Patriots, Jan 14, 2017
Kickoff Returns	1 at New England Patriots, Jan 14, 2017	Punt Returns	2 at New England Patriots, Jan 14, 2017
Kickoff Return Yards	12 at New England Patriots, Jan 14, 2017		

100-YARD RECEIVING GAMES (6): REGULAR SEASON

DATE	TEAM	NO.	YDS.	AVG.	LG	TD
09/11/16	BEARS	5	107	21.4	35	1
09/18/16	CHIEFS	4	104	26.0	53	0
10/29/17	at Seahawks	5	125	25.0	59t	2
09/16/18	at Titans	8	113	14.1	39t	1
09/23/18	GIANTS	5	101	20.2	37	1
10/25/18	DOLPHINS	5	124	24.8	73t	1

TEXANS BIOS

2018 GAME-BY-GAME REGULAR SEASON STATISTICS (TEXANS)

W	DATE	OPPONENT	P/S	RECEIVING				RUSHING				TD	W/L	SCORE
				NO	YDS	AVG	LG	ATT	YDS	LG	TD			
01	09/09	at Patriots											L	20-27
02	09/16	at Titans	S	8	113	14	39t	1	0	0	0	0	L	17-20
03	09/23	Giants	S	5	101	20	37	1	0	0	0	0	L	22-27
04	09/30	at Colts	S	4	49	12	22	1	0	0	0	0	W	37-34+
05	10/07	Cowboys	S	2	15	8	10	0	0	0	0	0	W	19-16+
06	10/14	Bills	S	2	33	17	17	0	0	0	0	0	W	20-13
07	10/21	at Jaguars	S	6	68	11	18	0	0	0	0	0	W	20-7
08	10/25	Dolphins	S	5	124	25	73t	1	0	0	0	0	W	42-23
09	11/04	at Broncos					RESERVE/INJURED						W	19-17
11	11/18	at Redskins					RESERVE/INJURED						W	23-21
12	11/26	Titans					RESERVE/INJURED						W	34-17
13	12/02	Browns					RESERVE/INJURED						W	29-13
14	12/09	Colts					RESERVE/INJURED						L	21-24
15	12/15	at Jets					RESERVE/INJURED						W	29-22
16	12/23	at Eagles					RESERVE/INJURED						L	30-32
17	12/30	Jaguars					RESERVE/INJURED						W	20-3
2018 TOTALS		7-7		32	503	15.7	73t	4	0	0	0	0	11-5	

+ - Overtime

2018 GAME-BY-GAME POSTSEASON STATISTICS (TEXANS)

W	DATE	OPPONENT	P/S	RECEIVING				RUSHING				TD	W/L	SCORE
				NO	YDS	AVG	LG	ATT	YDS	LG	TD			
01	01/05	Colts					RESERVE/INJURED						L	7-21
2018 TOTALS		0-0		0	0	0.0	0	0	0	0	0	0	0-1	



ZACH FULTON

CENTER/GUARD

6-5 | 321 | TENNESSEE

HOMETOWN: HOMEWOOD, ILL. | AGE: 27

6TH NFL SEASON | 2ND WITH TEXANS | ACQUIRED: UFA-'18 (KC)

2018 GP/GS (POST): 13/13 (1/1) | CAREER GP/GS (POST): 76/59 (5/5)

TEAMS: KC '14-17; HOU '18



73

TRANSACTIONS: Selected by the Kansas City Chiefs with the 17th pick in the sixth round (193rd overall) of the 2014 NFL Draft...Signed by the Houston Texans as an unrestricted free agent on March 15, 2018.

2018 (Houston 13/13; 1/1):

- Started at right guard in his Texans debut at New England (9/9) and helped post the second-highest team rushing total (167) in a season opener in franchise history
- Started at right guard in his Texans debut at New England (9/9) and helped post the second-highest team rushing total (167) in a season opener in franchise history
- Started at right guard and helped record a second-consecutive game with more than 140 team rushing yards at Tennessee (9/16)
- Started at right guard vs. the N.Y. Giants (9/23)
- Started at right guard and helped the Texans record 466 yards of total offense at Indianapolis (9/30)
- Started at right guard and helped the Texans offense record 462 yards of total offense vs. Dallas (10/7)
- Started at right guard vs. Buffalo (10/14)
- Inactive Weeks 7-8
- Started at right guard at Denver (11/4)
- Started at right guard and helped the Texans rush for 139 yards at Washington (11/18)
- Started at right guard and blocked for a franchise-record 281 total yards vs. Tennessee (11/26)
- Started at right guard vs. Cleveland (12/2)
- Inactive Week 14 vs. Indianapolis (12/9)
- Started at right guard at the N.Y. Jets (12/15)
- Started at right guard at Philadelphia (12/23)
- Started at right guard and helped the Texans rush for 134 yards vs. Jacksonville (12/30)
- Started at right guard in the Wild Card Round vs. Indianapolis (1/5)

2017 (Kansas City 15/12, 1/1):

- Played in 15 games, starting eight games at center, three games at left guard and one at right guard
- Was part of an offensive unit that ranked first in the NFL in rushing yards per play and ninth in rushing yards per game

- In his first start of the season at center, helped pave the way for Chiefs RB Kareem Hunt's 172-yard rushing performance at Los Angeles (9/24) in Week 3
- Started at center in AFC Wild Card Playoff vs. Tennessee (1/6/18)

2016 (Kansas City 16/12, 1/1):

- Appeared in all 16 games, starting 12 games at left guard

2015 (Kansas City 16/6, 2/2):

- Appeared in all 16 games
- Started at right guard at Cincinnati (10/4) in Week 4, vs. Chicago (10/11) in Week 5 and at Minnesota (10/18) in Week 6
- Started at center at Oakland (12/6) in Week 13
- Started at left guard vs. San Diego (12/13) in Week 14 and at Baltimore (12/20) in Week 15
- Started at center in his postseason debut and helped pave the way for 141 yards on the ground at Houston in the AFC Wild Card Playoff (1/9/16)

2014 (Kansas City 16/16):

- Started all 16 games at right guard during his rookie campaign
- Was the first Chiefs sixth round selection to start Week 1 since CB Steve Taylor in 1976
- Was the only rookie to start in the club's opening game of 2014

COLLEGE:

- Played four seasons (2010-13) at the University of Tennessee in Knoxville, Tenn.
- Saw action in 47 games and made 40 starts during his collegiate career
- Started 40 of his last 42 games at right guard for the Volunteers
- Earned SEC Offensive Lineman of the Week (9/3/12)

PERSONAL:

- Full name is Zachery Quinn Fulton
- Son of Glen and Alma Fulton
- Attended Homewood-Flossmoor High School
- Selected to PrepStar Magazine's All-Region team and was named all-conference as a senior in 2009

TEXANS BIOS

ZACH FULTON'S NFL REGULAR SEASON STATISTICS

DATE TEAM GP GS

2014 Chiefs 16 16

2015 Chiefs 16 6

2016 Chiefs 16 12

2017 Chiefs 15 12

2018 Texans 13 13

NFL TOTALS 76 59

ZACH FULTON'S NFL POSTSEASON STATISTICS

DATE TEAM GP GS

2015 Chiefs 2 2

2016 Chiefs 1 1

2017 Chiefs 1 1

2018 Texans 1 1

NFL TOTALS 5 5

2018 GAME-BY-GAME REGULAR SEASON STATISTICS (TEXANS)

W	DATE	OPPONENT	P/S		W/L	SCORE
01	09/09	at Patriots	S		L	20-27
02	09/16	at Titans	S		L	17-20
03	09/23	Giants	S		L	22-27
04	09/30	at Colts	S		W	37-34+
05	10/07	Cowboys	S		W	19-16+
06	10/14	Bills	S		W	20-13
07	10/21	at Jaguars		INACTIVE	W	20-7
08	10/25	Dolphins		INACTIVE	W	42-23
09	11/04	at Broncos	S		W	19-17
11	11/18	at Redskins	S		W	23-21
12	11/26	Titans	S		W	34-17
13	12/02	Browns	S		W	29-13
14	12/09	Colts		INACTIVE	L	21-24
15	12/15	at Jets	S		W	29-22
16	12/23	at Eagles	S		L	30-32
17	12/30	Jaguars	S		W	20-3
2018 TOTALS		13-13			11-5	

+ - Overtime

2018 GAME-BY-GAME POSTSEASON STATISTICS (TEXANS)

W	DATE	OPPONENT	P/S		W/L	SCORE
01	01/05	Colts	S		L	7-21
2018 TOTALS		1-1			0-1	



CULLEN GILLASPIA

FULLBACK

6-2 | 235 | TEXAS A&M

HOMETOWN: KATY, TEXAS | AGE: 24

ROOKIE | 1ST WITH TEXANS | ACQUIRED: D7-'19

CAREER GP/GS: 0/0

TEAMS: HOU '19



44

TRANSACTIONS: Selected by the Houston Texans with the sixth pick of the seventh round (220th overall) in the 2019 NFL Draft

CAREER AT TEXAS A&M:

- Spent five seasons at Texas A&M (2014-18), initially joining the team as a walk-on before earning a scholarship in 2016
- Served as the Aggies' 12th man in every game of the 2016, 2017 and 2018 seasons, a tradition where a walk-on special teams player wears the No. 12 jersey to represent the entire student body
- Became the first ever 12th man to be drafted
- Saw most of his action on special teams, but transitioned to fullback his senior season in 2018
- Appeared in 41 games for the Aggies, finishing his collegiate career with 25 tackles (17 solo), one forced fumble, one fumble recovery and two blocked kicks as well as 33 yards and a touchdown rushing and 52 yards receiving

2018 (Texas A&M):

- Appeared in 12 games as the Aggies' 12th Man.
- Became the first 12th man in history to see action on offense and recorded five carries for 33 yards and a touchdown and pulled in five catches for 52 yards. Added six solo tackles on special teams
- Given the team's Special Teams Most Impactful Award
- In the Gator Bowl vs. NC State (12/31), rushed three times for 20 yards and a touchdown, becoming the first 12th man in school history to score a touchdown
- Recorded his first career offensive statistics with a five yard rush

and a career-long reception of 21 yards vs. Clemson (9/8)

2017 (Texas A&M):

- Played in 13 games for the Aggies, serving as the 12th man
- Finished the season with nine tackles (five solo) and two blocked punts, including one resulting in a safety
- Also returned two kickoffs for 18 yards
- Recorded a season-high three tackles on special teams at Florida (10/14) and blocked the second punt of his career
- Blocked the first punt of his career, which resulted in a safety vs. Alabama (10/7)

2016 (Texas A&M):

- Earned a scholarship at fall camp
- Led the team with six tackles on special teams, earning him Special Teams Co-MVP honors
- Appeared in all 13 games for the Aggies, finishing the season with nine total tackles, one forced fumble and one fumble recovery

2015 (Texas A&M):

- As a walk-on, appeared in two games, primarily on special teams
- Recorded his first career tackle at LSU (11/28)

2014 (Texas A&M):

- Redshirted his true freshman season

PERSONAL:

- Attended Katy Taylor (Texas) High School, where he played baseball and football as an all-district linebacker and return specialist



TASHAUN GIPSON SR.

SAFETY

6-1 | 212 | WYOMING

HOMETOWN: DALLAS, TEXAS | AGE: 28

8TH NFL SEASON | 1ST WITH TEXANS | ACQUIRED: FA-'19

2018 GP/GS: 16/16 | CAREER GP/GS (POST): 99/90 (3/3)

TEAMS: CLE '12-15; JAX '16-18; HOU '19



39

TRANSACTIONS: Originally signed by the Cleveland Browns as a college free agent on May 9, 2012...Re-signed with the Browns on June 12, 2015...Signed by the Jacksonville Jaguars as an unrestricted free agent on March 9, 2016...Waived by the Jaguars on March 8, 2019...Signed by the Houston Texans as a free agent on March 12, 2019.

HONORS:

- Pro Bowl selection (2014)

CAREER:

- Tallied 395 total tackles (287 solo), 20 interceptions, 39 passes defended, 11 tackles for loss, one forced fumble and one fumble recovery in 98 career games played with 90 starts
- One of five safeties to record at least 20 interceptions since entering the NFL in 2012, joining Reggie Nelson, Glover Quin, Earl Thomas and Harrison Smith
- Tied with Brent Grimes for the most interceptions (20) by an undrafted free agent since entering the NFL in 2012
- Ranked second in the NFL with six interceptions in 2014

2018 (Jacksonville 16/16):

- Recorded 54 total tackles (44 solo), one interception, seven passes defended, one tackle for loss and one quarterback hit after starting all 16 games
- Matched a season high with six solo tackles and one pass defended vs. Tennessee (9/23)
- Tallied two solo tackles, a season-high two passes defended and intercepted Chiefs QB Patrick Mahomes at Kansas City (10/7)
- Notched a season-high seven total tackles (six solo) vs. Philadelphia (10/28)
- Registered four total tackles (two solo) and one tackle for loss at Tennessee (12/9)
- Led the AFC in interceptions in back-to-back seasons (2013-14)

2017 (Jacksonville 16/16; 3/3):

- Tallied 64 total tackles (53 solo), four interceptions, seven passes defended, four tackles for loss and one fumble recovery in 16 games played
- Part of a Jaguars secondary that ranked first in the NFL in pass defense
- Notched six total tackles (four solo), two passes defended and one interception at Houston (9/10)
- Set a season high with seven solo tackles and one pass defended at the N.Y. Jets (10/1)
- Matched a career high with two interceptions of Steelers QB Ben Roethlisberger and six total tackles (five solo) and two passes

defended in a win at Pittsburgh (10/8)

- Registered four total tackles (two solo), one interception and one pass defended vs. Indianapolis (12/3)
- Recorded five total tackles (four solo) and two tackles for loss at Tennessee (12/31)
- Compiled five solo stops in his NFL postseason debut in the Wild Card Round vs. Buffalo (1/7/18)

2016 (Jacksonville 16/16):

- Registered 41 total tackles (34 solo), two passes defended and one interception in 16 games played
- Made his Jaguars debut and notched three solo tackles vs. Green Bay (9/11)
- Recorded three solo tackles and one interception vs. Baltimore (9/25)
- Set a season high with six total tackles (four solo) at Indianapolis (1/1/17)

2015 (Cleveland 13/13):

- Recorded 60 total tackles (42 solo), two interceptions, two tackles for loss and two passes defended in 13 games played
- Tallied five total tackles (three solo) and one interception at the N.Y. Jets (9/13)
- Registered a team-high eight total tackles (five solo) vs. Tennessee (9/20)
- Notched one solo tackle, one interception and one pass defended vs. Arizona (11/1)
- Amassed six total tackles (four solo) and one tackle for loss vs. Cincinnati (12/6)
- Compiled a season-high nine total tackles (five solo) at Seattle (12/20)

2014 (Cleveland 11/11):

- Selected to first-career Pro Bowl after tallying 52 total tackles (28 solo), a career-high six interceptions, eight passes defended, two tackles for loss and one forced fumble
- Finished second in the NFL with six interceptions despite missing the final five games of the season
- Registered eight total tackles (three solo), and one interception which he returned for a touchdown in a win vs. New Orleans (9/14)
- Recorded five total tackles (three solo) and one interception vs. Baltimore (9/21)
- Matched a career high with two interceptions at Jacksonville (10/19)
- Notched two solo tackles, one tackle for loss and one

interception vs. Oakland (10/26)

- ✦ Tallied five total tackles (three solo) and one interception vs. Tampa Bay (11/2) becoming one of six players to record an interception in three consecutive games in 2014
- ✦ Recorded three total tackles (one solo), one pass defended and one forced fumble at Cincinnati (11/6)
- ✦ Placed on the Reserve/Injured list on Dec. 20, 2014

2013 (Cleveland 16/15):

- ✦ Finished with a career-high 95 total tackles (63 solo), five interceptions, a career-high 12 passes defended and two tackles for loss
- ✦ Recorded three solo tackles and one interception vs. Miami (9/8)
- ✦ Matched a season high with nine total tackles (four solo) at Baltimore (9/15)
- ✦ Tallied six total tackles (three solo) and a career-high three passes defended vs. Cincinnati (9/29)
- ✦ Notched seven total tackles (four solo) and one interception vs. Detroit (10/13)
- ✦ Registered nine total tackles (seven solo) and one pass defended at Green Bay (10/20)
- ✦ Set a career high with nine solo tackles at Kansas City (10/27)
- ✦ Recorded eight total tackles (five solo), and matched a career high with two interceptions, including one returned 44 yards for a touchdown vs. Chicago (12/15)
- ✦ Finished with six total tackles (three solo) and one interception at Pittsburgh (12/29)

2012 (Cleveland 10/3):

- ✦ Recorded 29 total tackles (23 solo), one interception, one pass defended and four total special teams tackles in 10 games played as a rookie
- ✦ Made his NFL debut and recorded one special teams tackle vs.

Philadelphia (9/9)

- ✦ Registered four total tackles (three solo) and a career-high two special teams tackles vs. Buffalo (9/23)
- ✦ Tallied a season-high eight total tackles (seven solo) at Oakland (12/2)
- ✦ Notched two total tackles (one solo) and his first-career interception vs. Kansas City (12/9)

COLLEGE:

- ✦ Played four seasons (2008-11) at the University of Wyoming in Laramie, Wyo.
- ✦ Started all 50 games of his collegiate career and recorded 250 total tackles (179 solo), nine interceptions and eight tackles for loss
- ✦ Tallied the fourth-most career interceptions (nine) in program history
- ✦ Notched a career-high 95 total tackles (72 solo) and three interceptions as a senior in 2011
- ✦ Played in 38 games in the same defensive backfield as his brother, Marcell

PERSONAL:

- ✦ Attended Kimball High School in Dallas, where he received all-state honorable mention honors, was named the 4A District 14 Dallas City League MVP and was named first-team all-district as both a cornerback and returner during his senior season in 2007
- ✦ Also lettered in basketball and track
- ✦ One of six children
- ✦ Father and all three brothers played Division I college football
- ✦ Has a son, Tashaun Jr., and daughter, Nala
- ✦ Aspires to start an Alzheimer's awareness charity, as the disease has affected his family
- ✦ Graduated with a degree in communications after finishing coursework during the offseason in 2015

TASHAUN GIPSON SR.'S NFL REGULAR SEASON DEFENSIVE STATISTICS

DATE	TEAM	GP	GS	TK	S	TACKLES					QBH	INTERCEPTIONS					FUMBLES			ST					MISC		
						A	TFL	YDS	SK	YDS		NO	YDS	LG	TD	PD	FF	FR	YDS	TK	S	A	FF	FR	S	A	
2012	Browns	10	3	29	23	6	0	0	0.0	0.0	0	1	23	23	0	1	0	0	0	4	3	1	0	0	0	0	0
2013	Browns	16	15	95	63	32	2	4	0.0	0.0	0	5	143	44t	1	12	0	0	0	0	0	0	0	0	0	0	0
2014	Browns	12	11	52	28	24	2	2	0.0	0.0	0	6	158	62t	1	8	1	0	0	0	0	0	0	0	0	0	0
2015	Browns	13	13	60	42	18	2	5	0.0	0.0	0	2	0	0	0	2	0	0	0	0	0	0	0	0	0	0	0
2016	Jaguars	16	16	41	34	7	0	0	0.0	0.0	0	1	30	30	0	2	0	0	0	0	0	0	0	0	0	0	0
2017	Jaguars	16	16	64	53	11	4	15	0.0	0.0	0	4	83	67	0	7	0	1	0	0	0	0	0	0	0	0	0
2018	Jaguars	16	16	54	44	10	1	0	0.0	0.0	1	1	7	8	0	7	0	0	0	0	0	0	0	0	0	0	0
NFL TOTALS		99	90	395	287	108	11	26	0.0	0.0	1	20	444	67	2	39	1	1	0	4	3	1	0	0	0	0	0

TASHAUN GIPSON SR.'S NFL POSTSEASON DEFENSIVE STATISTICS

DATE	TEAM	GP	GS	TACKLES							INTERCEPTIONS					FUMBLES			ST					MISC	
				TK	S	A	TFL	YDS	SK	YDS	QBH	NO	YDS	LG	TD	PD	FF	FR	YDS	TK	S	A	FF	FR	S
2017	Jaguars	3	3	7	6	1	0	0	0.0	0.0	0	0	0	0	0	0	0	0	0	0	0	0	0	0	
NFL TOTALS		3	3	7	6	1	0	0	0.0	0.0	0	0	0	0	0	0	0	0	0	0	0	0	0	0	

TEXANS BIOS

SINGLE-GAME HIGHS: DEFENSIVE


Total Tackles	9 at Seattle Seahawks, Dec 20, 2015 ...4 more at 9.	Tackles For Loss	2 at Tennessee Titans, Dec 31, 2017 ...1 more at 2.
Passes Defensed	3 vs. Cincinnati Bengals, Sep 29, 2013	Interceptions	2 at Pittsburgh Steelers, Oct 08, 2017 ...2 more at 2.
Forced Fumbles	1 at Cincinnati Bengals, Nov 06, 2014	Interception Return Yards	79 vs. Chicago Bears, Dec 15, 2013
Fumble Recoveries	1 vs. Los Angeles Chargers, Nov 12, 2017	Special Teams Tackles	2 vs. Buffalo Bills, Sep 23, 2012

SINGLE-GAME HIGHS - POSTSEASON: DEFENSIVE

Total Tackles	5 vs. Buffalo Bills, Jan 07, 2018
----------------------	-----------------------------------

2018 GAME-BY-GAME REGULAR SEASON STATISTICS (JAGUARS)

				TACKLES								INTERCEPTIONS					FUMBLES			ST					MISC				
W	DATE	OPPONENT		TK	S	A	SK	YDS	TFL	YDS	QBH	NO	YDS	LG	TD	PD	FF	FR	YDS	TK	S	A	FF	FR	S	A	W/L	SCORE	
01	09/09	at Giants	S	4	3	1	0.0	0.0	0	0	0	0	0	0	0	0	1	0	0	0	0	0	0	0	0	0	0	W	20-15
02	09/16	Patriots	S	4	3	1	0.0	0.0	0	0	0	0	0	0	0	0	0	0	0	0	0	0	0	0	0	0	W	31-20	
03	09/23	Titans	S	6	6	0	0.0	0.0	0	0	0	0	0	0	0	1	0	0	0	0	0	0	0	0	0	0	L	6-9	
04	09/30	Jets	S	3	3	0	0.0	0.0	0	0	0	0	-1	-1	0	0	0	0	0	0	0	0	0	0	0	0	W	31-12	
05	10/07	at Chiefs	S	2	2	0	0.0	0.0	0	0	0	1	8	8	0	2	0	0	0	0	0	0	0	0	0	0	L	14-30	
06	10/14	at Cowboys	S	6	5	1	0.0	0.0	0	0	0	0	0	0	0	0	0	0	0	0	0	0	0	0	0	0	L	7-40	
07	10/21	Texans	S	3	3	0	0.0	0.0	0	0	0	0	0	0	0	1	0	0	0	0	0	0	0	0	0	0	L	7-20	
08	10/28	Eagles	S	7	6	1	0.0	0.0	0	0	0	0	0	0	0	0	0	0	0	0	0	0	0	0	0	0	L	18-24	
10	11/11	at Colts	S	3	2	1	0.0	0.0	0	0	0	0	0	0	0	0	0	0	0	0	0	0	0	0	0	0	L	26-29	
11	11/18	Steelers	S	0	0	0	0.0	0.0	0	0	0	0	0	0	0	0	0	0	0	0	0	0	0	0	0	0	L	16-20	
12	11/25	at Bills	S	3	2	1	0.0	0.0	0	0	0	0	0	0	0	1	0	0	0	0	0	0	0	0	0	0	L	21-24	
13	12/02	Colts	S	2	1	1	0.0	0.0	0	0	1	0	0	0	0	1	0	0	0	0	0	0	0	0	0	0	W	6-0	
14	12/06	at Titans	S	4	2	2	0.0	0.0	1	0	0	0	0	0	0	0	0	0	0	0	0	0	0	0	0	0	L	9-30	
15	12/16	Redskins	S	3	2	1	0.0	0.0	0	0	0	0	0	0	0	0	0	0	0	0	0	0	0	0	0	0	L	13-16	
16	12/23	at Dolphins	S	3	3	0	0.0	0.0	0	0	0	0	0	0	0	0	0	0	0	0	0	0	0	0	0	0	W	17-7	
17	12/30	at Texans	S	1	1	0	0.0	0.0	0	0	0	0	0	0	0	0	0	0	0	0	0	0	0	0	0	0	L	3-20	
2018 TOTALS			16-16	54	44	10	0.0	0.0	1	0	1	1	7	8	0	7	0	0	0	0	0	0	0	0	0	0	5-11		



SEANTREL HENDERSON

TACKLE

6-7 | 351 | MIAMI (FLA.)

HOMETOWN: ST. PAUL, MINN. | AGE: 27

6TH NFL SEASON | 2ND WITH TEXANS | ACQUIRED: UFA-'18 (BUF)

2018 GP/GS: 1/1 | CAREER GP/GS (POST): 35/28 (1/0)

TEAMS: BUF '14-17; HOU '18



76

TRANSACTIONS: Selected by the Buffalo Bills with the 22nd pick of the seventh round (237th overall) of the 2014 NFL Draft...Signed with the Houston Texans as an unrestricted free agent on March 15, 2018.

2018 (Houston 1/1):

- Started at right tackle in his Texans debut at New England (9/9) but left in the first quarter due to injury
- Placed on the Reserve/Injured list on Sept. 12

2017 (Buffalo 7/1, 1/0):

- Appeared in the final seven games of the season, starting at tackle at the Los Angeles Chargers (11/19) in Week 11
- Missed five games due to a suspension for violating the NFL's Policy and Program for Substances of Abuse
- Inactive Weeks 7-9
- Was part of an offensive unit that ranked sixth in the NFL in rushing yards per game
- Played tackle and contributed on special teams in the AFC Wild Card Playoff at Jacksonville (1/7/17)

2016 (Buffalo 1/0):

- Appeared in one game in 2016 after being diagnosed with Crohn's disease and undergoing multiple surgeries in the offseason
- Missed the first four games and the final five games of the season for violating the NFL's Policy and Program for Substances of Abuse

2015 (Buffalo 10/10):

- Started 10 games at right tackle
- Inactive at Jacksonville (10/25) in Week 7 due to injury
- Missed the final five games with an undisclosed illness, which would later be diagnosed as Crohn's disease
- Part of an offensive unit that ranked first in rushing yards per game and rushing yards per play in the NFL

2014 (Buffalo 16/16):

- Started every game at right tackle as a rookie

- Became the first seventh round draft pick to start all 16 games as a rookie since 2004 (Shane Olivea, San Diego)

COLLEGE:

- Played four seasons (2010-13) at the University of Miami (Fla.)
- Saw action in 43 games and made 26 starts in his career with the Hurricanes
- Named third team All-ACC as a senior
- Helped anchor an offensive line that paved the way for an offense that averaged 425.8 yards of total offense and 33.8 points per game in 2013
- Named to NWAA Freshman All-American Team and honored with the Newcomer of the Year award by his teammates as a freshman in 2010

PERSONAL:

- Led Cretin-Derham Hall to a 5A state championship as a senior in 2009
- Named 2009 USA TODAY High School Offensive Player of the Year, becoming first lineman to win award
- Ranked as No. 2 recruit in nation by Rivals.com and was five-star recruit
- Named Junior of the Year by Rivals.com in 2008
- Did not allow sack in 250 pass attempts senior year
- First-team EA Sports All-American in 2009
- One of two juniors to be named first-team USA TODAY All-America in 2008 and made team again in 2009
- Recognized as Minnesota Player of the Year in 2009
- Rated No. 1 offensive lineman by Rivals.com
- Named 2009 PARADE Magazine Player of the Year
- Rated No. 1 player and five-star recruit by Scout.com
- Was first-team All-Metro as senior
- Also was participant on Cretin-Durham Hall basketball and track teams
- Won shot put, discus throw and 1,500 meters in 2004 Minnesota Junior Olympics
- Son of Zora Jasper and Sean Henderson
- Has two children, Synneva and Seantrel Jr.

TEXANS BIOS

SEANTREL HENDERSON'S NFL REGULAR SEASON STATISTICS

DATE TEAM GP GS

2014	Bills	16	16
2015	Bills	10	10
2016	Bills	1	0
2017	Bills	7	1
2018	Texans	1	1

NFL TOTALS 35 28

SEANTREL HENDERSON'S NFL POSTSEASON STATISTICS

DATE TEAM GP GS

2017	Bills	1	0
2018	Texans	0	0

NFL TOTALS 1 0

2018 GAME-BY-GAME REGULAR SEASON STATISTICS (TEXANS)

W	DATE	OPPONENT	P/S		W/L	SCORE
01	09/09	at Patriots	S		L	20-27
02	09/16	at Titans		RESERVE/INJURED	L	17-20
03	09/23	Giants		RESERVE/INJURED	L	22-27
04	09/30	at Colts		RESERVE/INJURED	W	37-34+
05	10/07	Cowboys		RESERVE/INJURED	W	19-16+
06	10/14	Bills		RESERVE/INJURED	W	20-13
07	10/21	at Jaguars		RESERVE/INJURED	W	20-7
08	10/25	Dolphins		RESERVE/INJURED	W	42-23
09	11/04	at Broncos		RESERVE/INJURED	W	19-17
11	11/18	at Redskins		RESERVE/INJURED	W	23-21
12	11/26	Titans		RESERVE/INJURED	W	34-17
13	12/02	Browns		RESERVE/INJURED	W	29-13
14	12/09	Colts		RESERVE/INJURED	L	21-24
15	12/15	at Jets		RESERVE/INJURED	W	29-22
16	12/23	at Eagles		RESERVE/INJURED	L	30-32
17	12/30	Jaguars		RESERVE/INJURED	W	20-3
2018 TOTALS		1-1			11-5	

+ - Overtime

2018 GAME-BY-GAME POSTSEASON STATISTICS (TEXANS)

W	DATE	OPPONENT	P/S		W/L	SCORE
01	01/05	Colts		RESERVE/INJURED	L	7-21
2018 TOTALS		0-0			0-1	



DEANDRE HOPKINS

WIDE RECEIVER

6-1 | 212 | CLEMSON

HOMETOWN: CLEMSON, S.C. | AGE: 27

7TH NFL SEASON | 7TH WITH TEXANS | ACQUIRED: D1-'13

2018 GP/GS (POST): 16/16 (1/1) | CAREER GP/GS (POST): 95/95 (4/4)

TEAMS: HOU '13-18



10

TRANSACTIONS: Selected by the Houston Texans with the 27th pick in the first round (27th overall) of the 2013 NFL Draft...Signed a contract extension with the Texans on Sept. 1, 2017.

HONORS:

- AP NFL All-Pro First Team (2x – 2017-18)
- AP NFL All-Pro Second Team (2015)
- Pro Bowl selection (3x – 2015, 2017-18)
- PFWA All-NFL Team (2017)
- Pro Football Focus First Team Offense (2017)
- 2013 PFWA All-Rookie Team (2013)
- 2013 Texans Rookie of the Year (2013)
- NFL Offensive Rookie of the Month (Sept. 2013)
- AFC Offensive Player of the Week (Week 6, 2015)

CAREER:

- Ranks second in franchise history with 7,437 yards receiving, 47 receiving touchdowns and 528 career receptions
- At 26 years, six months and three days, became the second-youngest player in NFL history to reach 7,000 career receiving yards behind only Larry Fitzgerald (26 years, three months, 20 days)
- At 26 years, six months and nine days, became the second-youngest player in NFL history to reach 500 career receptions behind only Larry Fitzgerald (26 years, two months, 29 days)
- Joined Randy Moss as the only wide receivers to record at least 500 receptions, 7,400 yards and 47 touchdowns through a player's first six seasons in NFL history
- Became the third-youngest wide receiver in NFL history to reach 5,000 career receiving yards at 25 years, four months and 24 days old (behind only Randy Moss and Larry Fitzgerald) and the second-youngest wide receiver in NFL history to 350 receptions at 25 years, four months and three days old (behind only Fitzgerald)
- Reached 400 receptions at 25 years, six months and five days old as the second-youngest wide receiver in NFL history (behind only Larry Fitzgerald)
- At 23 years, 169 days old, was the third-youngest player in NFL history to reach 200 career receptions and 3,000 career receiving yards, behind only WR Larry Fitzgerald (23 years, 108 days) and WR David Boston (23 years, 126 days)
- Only the third wide receiver in NFL history at age 23-or-younger with 1,400 receiving yards and 11 receiving touchdowns in a season (Isaac Bruce, Randy Moss)
- Recorded a reception in his first 95 career games, the longest streak to start a Texans career, the longest active streak in the

NFL and tied with Kellen Winslow Jr. for the eighth-longest streak to start a career in NFL history

- Became the second player under the age of 24 to amass 3,500 career receiving yards (Randy Moss)
- At 26 years, three months and 10 days, became the third-youngest player in NFL history to reach 6,000 career receiving yards behind only Randy Moss (25 years, eight months, 27 days) and Larry Fitzgerald (26 years, 0 months, 13 days)
- Logged 81 receptions through 11 games in 2015, which was the most by any player 23-or-younger in NFL history
- Became the first player in NFL history with at least nine catches and 145 receiving yards in three consecutive games (Weeks 4-6, 2015)
- Has 25 100-yard games in his career, which is second-most in franchise history and the most 100-yard receiving games in the first five years of a player's career in franchise history
- Set single-season franchise records for touchdown receptions (13) and games with at least one touchdown reception (10) in the 2017 season
- Currently the Texans all-time leader in yards per reception at 14.1
- Owens the third-most career receiving yards (201) in Texans postseason history
- Passed WR Andre Johnson (3,953 from 2003-06) for the most receiving yards by a Texans player in the first four seasons of his career, vs. Detroit (10/30/16)
- Passed Andre Johnson (311 from 2003-06) for the most receptions (312) in the first four years of a player's career in Texans history, at Tennessee (11/1/17)
- Passed WR Andre Johnson for the most receptions (239), receiving yards (3,533), receiving touchdowns (19) and 100-yard receiving games (11) in a player's first three seasons in franchise history
- The 25th player in NFL history to amass 2,000 yards receiving through his first two seasons
- Became the second player in franchise history to eclipse the 1,000-yard mark in 2014 (WR Andre Johnson 2004, 06, 2008-10, 2012-13). Accomplished the feat vs. Tennessee (11/30/14) in the 12th game of the season
- Reached 1,000 career yards receiving in his 19th game
- Reached 2,000 career yards receiving in his 31st game. The second youngest (22 years, 198 days) player in NFL history to reach 2,000 yards
- Became the fastest player in team history to reach 3,000 receiving yards, doing so in his 42nd career game. The previous record was held by Andre Johnson (48 games)
- Reached 100 career catches in his 27th game

- Became the fastest player in team history to reach 200 receptions, doing so in his 42nd career game. The previous record was held by WR Andre Johnson (43 games)
- Became the first player in team history to accumulate 1,000 receiving yards in the first 10 games of a season (2015)
- Had a career-high 238 yards vs. Tennessee (11/30/14), which was the fourth 200-yard receiving game in franchise history. Averaged 26.4 yards per reception, which was the highest single-game average for a player with at least five receptions in franchise history
- Registered six 100-yard games in 2015 tied for the second-most in a season in franchise history
- Recorded a streak of four consecutive 100-yard receiving games from Week 3 to 6 in 2015, which is tied for the longest in franchise history
- Became the second player in franchise history to record a 100-catch season in 2015
- In 2015, set single-season career highs in receptions (111), receiving yards (1,521), receiving touchdowns (11) and 100-yard receiving games (six). Ranked third in the NFL in receptions and receiving yards and tied for seventh in receiving touchdowns
- Finished the 2015 regular season with the third-most receptions (111), fourth-most receiving yards (1,521) and the second-most receiving touchdowns (11) in a single season in franchise history

2018 (Houston 16/16; 1/1):

- Set career highs in receptions (115) and receiving yards (1,572) and finished with the second-most touchdowns in a season (11)
- Tied Andre Johnson for the most receptions (115) in a single season in franchise history
- Earned AP All-Pro First Team honors for a second-consecutive season
- Selected to his third-career and second-consecutive Pro Bowl
- Finished with a team-high 78 yards receiving on eight catches (9.8 avg.) at New England (9/9) extending his streak to 10 consecutive games with 60-or-more scrimmage yards, dating back to Week 8 of 2017
- Recorded 110 yards receiving and one touchdown on six receptions (18.3 avg.) at Tennessee (9/16)
- At 26 years, three months and 10 days, became the third-youngest player in NFL history to reach 6,000 receiving yards behind only Randy Moss (25 years, eight months, 27 days) and Larry Fitzgerald (26 years, 0 months, 13 days)
- Finished second on the team with 86 receiving yards on four receptions (14.3 avg.) vs. the N.Y. Giants (9/23). Extended his streak to 12 consecutive games with 60-or-more yards from scrimmage, dating back to Week 8 of the 2017 season, which is the longest active streak in the NFL
- Led the team with 169 yards on 10 receptions (16.9 avg.) and one touchdown at Indianapolis (9/30). His 24-yard reception in overtime set up a game-winning 37-yard field goal by K Ka'imi Fairbairn
- Recorded a team-high 151 receiving yards on nine receptions (16.8 avg.) and notched his first career pass defended on the Cowboys' Hail Mary play as time expired in regulation vs. Dallas (10/7). Tied Andre Johnson (six) for the most receptions of 25-plus yards through Week 5 of a season in franchise history
- Registered a team-high 63 yards receiving on five receptions (12.6 avg.) and one touchdown vs. Buffalo (10/14)
- Recorded three receptions for 50 yards (16.7 avg.) and one touchdown at Jacksonville (10/21). Caught his 40th career touchdown, becoming the fastest player in franchise history to

reach 40 career touchdowns in his 86th career game, passing Andre Johnson (99 games)

- Finished with a team-high six receptions for 82 yards (13.7 avg.) and two touchdowns vs. Miami (10/25). Has tallied 13 touchdown receptions in 15 games played with QB Deshaun Watson
- Tallied 10 receptions for 105 yards (10.5 avg.) and one touchdown at Denver (11/4). Extended his streak to 18 consecutive games with at least 50 yards receiving, which is the longest streak in franchise history and tied Jerry Rice and Warren Wells (18) for the fourth-longest streak in NFL history. Has tallied 14 touchdown receptions in 16 games played with QB Deshaun Watson and broke his own franchise record for the most receiving yards (870 in 2015) through the first nine games of a season in franchise history
- Caught five passes for 56 yards (11.2 avg.) and one touchdown at Washington (11/18). Tied his own franchise record for the most consecutive games with one touchdown (five) and has recorded 15 touchdown receptions in 17 games played with QB Deshaun Watson
- Tallied a team-high five receptions for 74 yards (14.8 avg.) vs. Tennessee (11/26)
- Recorded seven receptions for 91 yards (13.0 avg.) vs. Cleveland (12/2)
- Finished with four receptions for 36 yards (9.0 avg.) and one touchdown vs. Indianapolis (12/9). Recorded the 29th receiving touchdown at home in his career, which is the second-most in the NFL over that span behind only Steelers WR Antonio Brown
- Recorded 10 receptions for a season-high 170 yards (17.0 avg.) and two touchdowns at the N.Y. Jets (12/15). At 26 years, six months and three days, became the second-youngest player in NFL history to reach 7,000 career receiving yards behind only Larry Fitzgerald (26 years, three months, 20 days)
- Finished with nine receptions for 104 yards (11.6 avg.) at Philadelphia (12/23). Eclipsed 100 receptions in a season for the second time in his career (111 in 2015)
- Caught a single-game career-high 12 passes for 147 receiving yards (12.3 avg.) vs. Jacksonville (12/30). Recorded at least 100 yards in three consecutive games for the first time since Weeks 4-6 of the 2015 season. Joined Jerry Rice, Marvin Harrison and Brandon Marshall as the only receivers to record at least 100 receptions, 1,500 yards and 11 touchdowns in multiple seasons in NFL history
- Notched five receptions for 37 yards (7.4 avg.) in the Wild Card Round vs. Indianapolis (1/5)

2017 (Houston 15/15):

- Earned AP NFL All-Pro First Team, PFWA All-NFL Team and Pro Football Focus First Team Offense honors
- Named a starter in his second Pro Bowl appearance
- Caught 96 passes for 1,378 yards and 13 touchdowns in 15 games played
- Led the NFL in receiving touchdowns with a single-season franchise-record and single-season career-high 13
- Caught a touchdown in an NFL-high and franchise-record 10 different games and tied for the second-most games with two-or-more receiving touchdowns in the NFL (two)
- Ranked first in the NFL among wide receivers and third among all non-kickers in points scored with a single-season career-high 78
- Scored a receiving touchdown in five straight games, becoming the first player in franchise history to do so and one of two players (Robbie Anderson) in the NFL to do so in 2017

- Became the first player in team history with a touchdown reception in eight straight home games and the only player in the NFL to score a rushing or receiving touchdown in every home game in 2017
- Caught seven passes for the third straight game and tallied 76 yards at New England (9/24)
- Posted four receptions for 52 yards and a career-best three touchdown receptions vs. Kansas City (10/8). He became the second player in team history with three-or-more touchdown receptions in a single game and passed Kevin Walter (25) for the fifth most touchdowns in franchise history
- Caught eight passes for 224 yards and one touchdown at Seattle (10/29). The 224 receiving yards was the second-most in the NFL and second-most in his career. Became the only player in team history to catch six touchdowns in a four-game span. The 10th player in NFL history to notch 224-or-more yards and a touchdown in a game on two separate occasions and topped 5,000 receiving yards for his career
- Finished with a game-high seven receptions for a game-high 125 yards (17.9 yards per reception average) at Baltimore (11/27). With the performance, became the fourth NFL player to top 1,000 receiving yards on the season, tied Andre Johnson (2003-07) for the most 100-yard games through a player's first five seasons in team history (17), passed Owen Daniels (385) for the second-most receptions in team history,
- Registered a season-high 11 receptions for 149 yards and two touchdowns vs. San Francisco (12/10). Recorded his 11th receiving touchdown of the year. Posted his 18th career game with 100-or-more receiving yards, the most in a player's first five seasons in franchise history, and continued his streak of scoring in every home game (seven). Since entering the league in 2013, he has 24 receiving touchdowns in home games, tied for the fourth-most in that span, and had 10 touchdowns in home games, which is tied for the most in a single season since he entered the league in 2013
- Finished with four receptions for 65 yards and one touchdown vs. Pittsburgh (12/25), increasing his NFL lead and franchise records to 13 receiving touchdowns and 10 games with one-or-more receiving touchdowns. Became the first player in franchise history to produce a touchdown reception in eight straight home games and has produced 55-or-more scrimmage yards in nine straight games to become the only receiver to string together such a streak in the NFL

2016 (Houston 16/16, 2/2):

- Compiled 954 yards on 78 receptions and four touchdowns in 16 games played
- Finished tied for second in the NFL in third-down receptions (28), tied for 24th in receptions (78) and 29th in receiving yards (954)
- Led the team in receptions, receiving yards and tied for the lead in touchdowns
- Passed Andre Johnson (3,953 from 2003-06) for the most receiving yards by a Texans player in the first four seasons of his career, vs. Detroit (10/30)
- Surpassed 4,000 receiving yards for his career with a team-high five receptions for 48 yards at Jacksonville (11/13) in Week 10
- Led the team with five receptions for 67 yards and his first career postseason touchdown vs. Oakland (1/7/17) in the AFC Wild Card round
- Posted team highs of six receptions for 65 yards at New England (1/14/17) in the AFC Divisional round

2015 (Houston 16/16, 1/1):

- Earned Pro Bowl and Associated Press NFL All-Pro Second Team honors after starting all 16 games and recording 111 receptions, 1,521 yards, six 100-yard receiving games and 11 receiving touchdowns
- Ranked third in the NFL in receptions and yards and tied for seventh in receiving touchdowns
- Passed WR Andre Johnson for the most receptions (239), receiving yards (3,533), receiving touchdowns (19) and 100-yard receiving games (11) in a player's first three seasons in franchise history
- Led both teams with 98 receiving yards and two receiving touchdowns on nine receptions vs. Kansas City (9/13). Scored 14 total points (two receiving touchdowns, one two-point conversion), which was the second-highest single-game total by a wide receiver in team history
- Recorded 157 receiving yards with nine receptions at Atlanta (10/4). Posted back-to-back 100-yard receiving games for the first time in his career (Weeks 3-4)
- Led the team with a career-high 11 catches for 169 yards and posted his first career game with 10-or-more receptions vs. Indianapolis (10/8)
- Caught 10 passes for 148 yards and two touchdowns at Jacksonville (10/18). Recorded his fourth consecutive 100-yard receiving game, which tied the franchise record (WR Andre Johnson, 2008). Became the first player in NFL history with at least nine catches and 145 receiving yards in three consecutive games (Weeks 4-6). Had the second-most receptions (52) and fourth-most yards (726) through six games in NFL history. Second player in team history with back-to-back games with 10 catches
- Passed WR Andre Johnson (35 in 2006) for the second-most receptions in a single October in Texans history. Finished the month with 36 receptions for 524 yards and two touchdowns. His receiving yards totals also ranked as the second-most in October in team history
- At 23 years, 169 days old, became the third-youngest player in NFL history to reach 200 career receptions and 3,000 career receiving yards, behind only WR Larry Fitzgerald (23 years, 108 days) and WR David Boston (23 years, 126 days)
- Became the fastest player in team history to reach 200 receptions and 3,000 receiving yards, doing so in his 42nd career game. The previous records were held by WR Andre Johnson (43 and 48 games respectively)
- Became the first player in team history to accumulate 1,000 receiving yards in the first 10 games of a season
- Notched his 10th career 100-yard receiving game, passing WR Andre Johnson (nine) for the most 100-yard receiving games in a player's first three seasons in team history
- Tied TE Owen Daniels (four) for the second-most career multiple-touchdown games in Texans history
- Tied WR Andre Johnson (three in 2009) for the most multiple-touchdown games in a single season in team history
- Caught three passes for 52 yards (17.3 avg.), including a long of 40 yards, vs. New England (12/13). Set a single-season career high in receiving yards, surpassing his previous high of 1,210 receiving yards in 2014
- Became just the third wide receiver in NFL history at age 23-or-younger with 1,400 receiving yards and 11 receiving touchdowns in a season (WR Isaac Bruce, WR Randy Moss)
- In his first career playoff start, led the team with six receptions for 69 yards in the AFC Wild Card game vs. Kansas City (1/9/16). His receiving yardage total ranked as the sixth-highest mark in a postseason game in Texans history, while his reception total

ranked seventh

2014 (Houston 16/16):

- Named a Pro Bowl alternate after becoming the second player in franchise history to eclipse the 1,000-yard mark. Finished his second NFL season with 76 catches for 1,210 yards and six touchdowns
- Hauled in a career long 76-yard touchdown in the second quarter in a win vs. Washington (9/7). Finished the game with four receptions for 89 yards
- Set a career high of 238 yards receiving, two touchdowns receiving and nine receptions vs. Tennessee (11/30) in Week 13, which was the fourth 200-yard receiving game and second highest total in franchise history. Averaged 26.4 yards per reception, the highest single-game average for a player with at least five receptions in franchise history. Tied a franchise single-game record with four receptions of 25-plus yards. Became the second player in franchise history to eclipse the 1,000-yard mark in franchise history. Recorded 117 yards receiving in the first half and 121 in the second half after entering the game having not registered 100 yards receiving in any half of his career
- Caught five passes for 38 yards vs. Baltimore (12/21). Became the fifth player in franchise history with more than 2,000 receiving yards and the second-youngest (22 years, 198 days) player in NFL history to reach 2,000 yards receiving. Became the 25th player in NFL history with 2,000 yards receiving through his first two seasons

2013 (Houston 16/16):

- Started all 16 games and finished the season with 52 receptions for 802 yards (15.4 avg.), ranking second in both categories among rookies in franchise history to Andre Johnson's 66 receptions for 976 yards in 2003
- Also recorded two receiving touchdowns as a rookie
- Earned a spot on the PFWA All-Rookie Team and was voted the Texans Rookie of the Year by teammates
- Named NFL Offensive Rookie of the Month in September after finishing the month with 20 receptions for 270 yards (13.5 avg.) and a touchdown
- Made his first career start at wide receiver in his NFL debut and recorded five receptions for 66 yards (13.2 avg.) at San Diego (9/9) in Week 1
- Recorded seven receptions for 117 yards (16.7 avg.) and the game-winning touchdown in overtime vs. Tennessee (9/15) to become the youngest player in NFL history to score the game-winning touchdown in overtime at 21 years and 101 days
- Had the second-most yards receiving ever by a Texans rookie vs. Tennessee in Week 2, (WR Andre Johnson, 122 at Buffalo, 11/16/03) and tied for the second-most receptions by a rookie in franchise history
- Caught two passes for 77 yards (38.5 avg.), including a franchise-long reception by a rookie of 66 yards vs. New England (12/1) in Week 13

COLLEGE:

- Played three seasons (2010-12) at Clemson (S.C.) University
- Appeared in 39 games, starting 32 contests for the Tigers
- Had 206 receptions for 3,020 yards (14.7 avg) and 27 touchdowns, adding 32 yards on a pair of kickoff returns and 82 yards on 12 punt returns (6.8 avg), to amass 3,134 all-purpose yards, an average of 80.4 yards per game
- The only player in Clemson history with multiple 100-yard receiving performances in bowl games (105 vs. South Florida in the 2010 Meineke Car Care Bowl; 107 vs. West Virginia in the 2012 Orange Bowl; 191 yards vs. Louisiana State in the 2012 Chick-fil-A Bowl), as he tallied 32 receptions for 403 yards and three touchdowns in three postseason appearances
- His 3,020 receiving yards are the 11th-highest total by an ACC player and second in Clemson history behind only Sammy Watkins
- His 27 touchdown grabs tied WR Herman Moore of Virginia (1988-90) and Sammy Watkins (2011-13) for ninth on the ACC all-time record chart
- Majored in community recreation, sport and camp management

PERSONAL:

- Attended D.W. Daniel High School in Central, S.C., playing football for Head Coach Randy Robinson
- Registered 57 receptions for 1,266 yards and 18 touchdowns on offense and 28 interceptions, returning five for touchdowns on defense
- Returned 11 punts for 289 yards and three touchdowns, along with two kickoff returns for 119 yards and one score as a senior
- Rated the 12th-best receiver in the nation and the state's eighth-best overall prospect by Rivals.com, and was the 14th-ranked cornerback by Scout.com and ESPN rated him the 29th-best athlete
- Super Prep's sixth-ranked athlete in the state, he received all-state first-team honors from the Charlotte Observer and The State, adding All-Southern honors from the Orlando Sentinel
- A finalist for state "Mr. Football" accolades, he was twice named All-State (defense) by the Associated Press
- Participated in the Offense-Defense All American game and the Shrine Bowl
- Two-time Seneca Daily Journal Player of the Year and Anderson Independent Player of the Year choice, in addition to receiving Class AAA All-State honors from the High School Sports Report as a junior and senior
- Added co-region player of the year recognition as a senior and was a three-time all-region pick
- Led D.W. Daniel High to a 37-4 record during his gridiron career
- Was also a four-year starter for the school's basketball team, a three-time all-state choice who tallied more than 1,300 points, 400 rebounds, 600 assists, and 200 steals in his career
- Uncle, the late Terry Smith, had 162 receptions as a Clemson Tiger from 1990-93

TEXANS BIOS

DEANDRE HOPKINS' NFL REGULAR SEASON RUSHING/RECEIVING STATISTICS

DATE	TEAM	GP	GS	RECEIVING				RUSHING			
				NO.	YDS	AVG	LG	TD	NO.	YDS.	AVG.
2013	Texans	16	16	52	802	15.4	66	2	0	0	0.0
2014	Texans	16	16	76	1,210	15.9	76t	6	0	0	0.0
2015	Texans	16	16	111	1,521	13.7	61t	11	0	0	0.0
2016	Texans	16	16	78	954	12.2	51	4	0	0	0.0
2017	Texans	15	15	96	1,378	14.4	72t	13	0	0	0.0
2018	Texans	16	16	115	1,572	13.7	49t	11	1	-7	-7.0
NFL TOTALS		95	95	528	7,437	14.1	76t	47	1	-7	-7.0

DEANDRE HOPKINS' NFL POSTSEASON RUSHING/RECEIVING STATISTICS

DATE	TEAM	GP	GS	RECEIVING				RUSHING			
				NO.	YDS	AVG	LG	TD	NO.	YDS.	AVG.
2015	Texans	1	1	6	69	11.5	17	0	0	0	0.0
2016	Texans	2	2	11	132	12.0	38	1	0	0	0.0
2018	Texans	1	1	5	37	7.4	13	0	0	0	0.0
NFL TOTALS		4	4	22	238	10.8	38	1	0	0	0.0

SINGLE-GAME HIGHS: RUSHING/RECEIVING

Rush Attempts	1 at New England Patriots, Sep 09, 2018	Receiving TDs	3 vs. Kansas City Chiefs, Oct 08, 2017
Receptions	12 vs. Jacksonville Jaguars, Dec 30, 2018	All-purpose yards	238 vs. Tennessee Titans, Nov 30, 2014
Receiving Yards	238 vs. Tennessee Titans, Nov 30, 2014	Most TDs	3 vs. Kansas City Chiefs, Oct 08, 2017
Longest Receptions	76t vs. Washington Redskins, Sep 07, 2014		

SINGLE-GAME HIGHS - POSTSEASON: RUSHING/RECEIVING

Receptions	6 at New England Patriots, Jan 14, 2017 ...1 more at 6.	Receiving TDs	1 vs. Oakland Raiders, Jan 07, 2017
Receiving Yards	69 vs. Kansas City Chiefs, Jan 09, 2016	All-purpose yards	69 vs. Kansas City Chiefs, Jan 09, 2016
Longest Receptions	38 vs. Oakland Raiders, Jan 07, 2017	Most TDs	1 vs. Oakland Raiders, Jan 07, 2017

TEXANS BIOS

100-YARD RECEIVING GAMES (25): REGULAR SEASON

DATE	TEAM	NO.	YDS.	AVG.	LG	TD
09/15/13	TITANS	7	117	16.7	28	1
09/21/14	at Giants	6	116	19.3	49	0
10/20/14	at Steelers	6	108	18.0	32	0
11/02/14	EAGLES	6	115	19.2	45	1
11/30/14	TITANS	9	238	26.4	58t	2
09/27/15	BUCCANEERS	8	101	12.6	29	1
10/04/15	at Falcons	9	157	17.4	28	0
10/08/15	COLTS	11	169	15.4	34	0
10/18/15	at Jaguars	10	148	14.8	29	2
11/22/15	JETS	5	118	23.6	61t	2
12/27/15	at Titans	7	117	16.7	44	1
09/18/16	CHIEFS	7	113	16.1	35	1
01/01/17	at Titans	7	123	17.6	51	0
10/01/17	TITANS	10	107	10.7	21	1
10/29/17	at Seahawks	8	224	28.0	72t	1
11/12/17	at Rams	7	111	15.9	36	0
11/27/17	at Ravens	7	125	17.9	39	0
12/10/17	49ERS	11	149	13.5	29t	2
09/16/18	at Titans	6	110	18.3	31	1
09/30/18	at Colts	10	169	16.9	30	1
10/07/18	COWBOYS	9	151	16.8	49	0
11/04/18	at Broncos	10	105	10.5	16t	1
12/15/18	at Jets	10	170	17.0	45t	2
12/23/18	at Eagles	9	104	11.6	18	0
12/30/18	JAGUARS	12	147	12.3	43	0

2018 GAME-BY-GAME REGULAR SEASON STATISTICS (TEXANS)

W	DATE	OPPONENT	P/S	RECEIVING					RUSHING				W/L	SCORE
				NO	YDS	AVG	LG	TD	ATT	YDS	LG	TD		
01	09/09	at Patriots	S	8	78	10	17	0	1	-7	-7	0	L	20-27
02	09/16	at Titans	S	6	110	18	31	1	0	0	0	0	L	17-20
03	09/23	Giants	S	6	86	14	24	0	0	0	0	0	L	22-27
04	09/30	at Colts	S	10	169	17	30	1	0	0	0	0	W	37-34+
05	10/07	Cowboys	S	9	151	17	49	0	0	0	0	0	W	19-16+
06	10/14	Bills	S	5	63	13	24	1	0	0	0	0	W	20-13
07	10/21	at Jaguars	S	3	50	17	31	1	0	0	0	0	W	20-7
08	10/25	Dolphins	S	6	82	14	49t	2	0	0	0	0	W	42-23
09	11/04	at Broncos	S	10	105	11	16t	1	0	0	0	0	W	19-17
11	11/18	at Redskins	S	5	56	11	16t	1	0	0	0	0	W	23-21
12	11/26	Titans	S	5	74	15	28	0	0	0	0	0	W	34-17
13	12/02	Browns	S	7	91	13	29	0	0	0	0	0	W	29-13
14	12/09	Colts	S	4	36	9	13	1	0	0	0	0	L	21-24
15	12/15	at Jets	S	10	170	17	45t	2	0	0	0	0	W	29-22
16	12/23	at Eagles	S	9	104	12	18	0	0	0	0	0	L	30-32
17	12/30	Jaguars	S	12	147	12	43	0	0	0	0	0	W	20-3
2018 TOTALS				115	1,572	13.7	49t	11	1	-7	-7	0	11-5	

+ - Overtime

TEXANS BIOS

2018 GAME-BY-GAME POSTSEASON STATISTICS (TEXANS)

W	DATE	OPPONENT	P/S	RECEIVING				ATT	RUSHING			TD	W/L	SCORE
				NO	YDS	AVG	LG		YDS	LG	TD			
01	01/05	Colts	S	5	37	7	13	0	0	0	0	0	L	7-21
2018 TOTALS			1-1	5	37	7.4	13	0	0	0	0	0	0-1	



TYTUS HOWARD

GUARD/TACKLE

6-6 | 322 | ALABAMA STATE

HOMETOWN: MONROEVILLE, ALA. | AGE: 23

ROOKIE | 1ST WITH TEXANS | ACQUIRED: D1-'19

CAREER GP/GS: 0/0

TEAMS: HOU '19



71

TRANSACTIONS: Selected by the Houston Texans with the 23rd pick in the first round (23rd overall) of the 2019 NFL Draft.

CAREER AT ALABAMA STATE:

- ✦ Played four seasons (2015-18) at Alabama State University in Montgomery, Ala. after redshirting the 2014 campaign
- ✦ Three-year starter and three-year captain along the offensive line
- ✦ Began his career as a walk-on tight end, before transitioning to offensive line
- ✦ Grew two inches and gained more than 100 pounds over the duration of his college career

2018 (Alabama State):

- ✦ Started 10 games along the offensive line
- ✦ Earned FCS First-Team All-America honors from HERO Sports

2017 (Alabama State):

- ✦ Played and started all 11 games at tackle in 2017

- ✦ Led the team in pancakes and allowed just one sack
- ✦ Helped the hornets win five of the final six games of the season

2016 (Alabama State):

- ✦ Started in seven games along the offensive line

2015 (Alabama State):

- ✦ Appeared in eight games with six starts in 2015
- ✦ Helped the Hornets average 373.5 yards per game on offense

2014 (Alabama State):

- ✦ Redshirted the season

PERSONAL:

- ✦ Attended Monroe County High School in Monroeville, Ala.
- ✦ Played quarterback in high school and rushed for 315 yards in a single game as a senior
- ✦ Lettered in basketball in high school as well
- ✦ Majored in criminal justice at Alabama State



BUDDY HOWELL

RUNNING BACK

6-1 | 218 | FLORIDA ATLANTIC

HOMETOWN: COCONUT GROVE, FLA. | AGE: 23

2ND NFL SEASON | 2ND WITH TEXANS | ACQUIRED: W-'18 (MIA)

CAREER GP/GS: 15/0

TEAMS: HOU '18



38

TRANSACTIONS: Signed by the Miami Dolphins as a college free agent on May 10, 2018...Waived by the Dolphins on Sept. 1, 2018...Claimed off waivers by the Houston Texans on Sept. 2, 2018.

2018 (Houston 15/0; 0/0):

- ✦ Finished with nine special teams tackles, one forced fumble and one fumble recovery in 15 games as a rookie
- ✦ Active, but did not play in Week 1 at New England (9/9)
- ✦ Made his NFL debut and contributed on special teams at Tennessee (9/16)
- ✦ Recorded his first career special teams tackle vs. the N.Y. Giants (9/23)
- ✦ Contributed on special teams at Indianapolis (9/30)
- ✦ Appeared on special teams vs. Dallas (10/7)
- ✦ Recorded a career-high two special teams tackles and first career forced fumble vs. Buffalo (10/14)
- ✦ Contributed on special teams at Jacksonville (10/21)
- ✦ Recorded one special teams tackle vs. Miami (10/25)
- ✦ Notched one special teams tackle at Denver (11/4)
- ✦ Tallied one special teams tackle at Washington (11/18)
- ✦ Contributed on special teams vs. Tennessee (11/26)
- ✦ Appeared on special teams and recorded one fumble recovery vs. Cleveland (12/2)
- ✦ Contributed on special teams vs. Indianapolis (12/9)
- ✦ Finished with a career-high three special teams tackles at the N.Y. Jets (12/15)
- ✦ Appeared on special teams at Philadelphia (12/23)
- ✦ Contributed on special teams vs. Jacksonville (12/30)
- ✦ Inactive in the Wild Card Round vs. Indianapolis (1/5)

CAREER AT FLORIDA ATLANTIC:

- ✦ Played four seasons (2014-17) at Florida Atlantic University in Boca Raton, Fla.
- ✦ Appeared in 29 career games with 16 starts
- ✦ Tallied 2,424 yards on 463 carries (5.2 avg.) and 22 touchdowns

during his collegiate career

2017 (Florida Atlantic):

- ✦ Appeared in 12 games with one start as a senior for the Owls
- ✦ Rushed for 740 yards on 112 carries (6.6 avg.) and five touchdowns
- ✦ Set a single-game school record with 13.5 yards per carry when he rushed for 175 yards on 13 carries vs. Bethune-Cookman (9/16)

2016 (Florida Atlantic):

- ✦ Played 12 games, starting 10 as a junior in 2016
- ✦ Tallied 833 yards rushing on 168 carries (5.0 avg.) and 13 touchdowns
- ✦ Recorded five receptions for 42 yards (8.4 avg.)
- ✦ Named the team's Co-Ironman of the Year

2015 (Florida Atlantic):

- ✦ Played in all 12 games, starting five as a sophomore
- ✦ Rushed for 598 yards on 133 carries (4.5 avg.) and three touchdowns
- ✦ Caught five passes for 54 yards (10.8 avg.)

2014 (Florida Atlantic):

- ✦ Appeared in three games as a true freshman
- ✦ Notched 50 carries for 253 yards (5.1 avg.) and one touchdown

PERSONAL:

- ✦ Attended Coral Gables (Fla.) High School
- ✦ Rushed for 1,567 yards on 232 carries (6.8 avg.) and 13 touchdowns in high school
- ✦ Participated in track and field at Coral Gables H.S.
- ✦ Earned third-team all-state and first-team all-county honors as a senior in 2013
- ✦ Majored in business management with a minor in accounting

SINGLE-GAME HIGHS: RUSHING/RECEIVING

3 at New York Jets, Dec 15, 2018

Special Teams Tackles

TEXANS BIOS

2018 GAME-BY-GAME REGULAR SEASON STATISTICS (TEXANS)

W	DATE	OPPONENT	P/S	RUSHING				RECEIVING				TD	W/L	SCORE
				ATT	YDS	LG	TD	NO	YDS	AVG	LG			
01	09/09	at Patriots						DID NOT PLAY					L	20-27
02	09/16	at Titans	P	0	0	0	0	0	0	0	0	0	L	17-20
03	09/23	Giants	P	0	0	0	0	0	0	0	0	0	L	22-27
04	09/30	at Colts	P	0	0	0	0	0	0	0	0	0	W	37-34+
05	10/07	Cowboys	P	0	0	0	0	0	0	0	0	0	W	19-16+
06	10/14	Bills	P	0	0	0	0	0	0	0	0	0	W	20-13
07	10/21	at Jaguars	P	0	0	0	0	0	0	0	0	0	W	20-7
08	10/25	Dolphins	P	0	0	0	0	0	0	0	0	0	W	42-23
09	11/04	at Broncos	P	0	0	0	0	0	0	0	0	0	W	19-17
11	11/18	at Redskins	P	0	0	0	0	0	0	0	0	0	W	23-21
12	11/26	Titans	P	0	0	0	0	0	0	0	0	0	W	34-17
13	12/02	Browns	P	0	0	0	0	0	0	0	0	0	W	29-13
14	12/09	Colts	P	0	0	0	0	0	0	0	0	0	L	21-24
15	12/15	at Jets	P	0	0	0	0	0	0	0	0	0	W	29-22
16	12/23	at Eagles	P	0	0	0	0	0	0	0	0	0	L	30-32
17	12/30	Jaguars	P	0	0	0	0	0	0	0	0	0	W	20-3
2018 TOTALS			15-0	0	0	0	0	0	0	0.0	0	0	11-5	

+ - Overtime

2018 GAME-BY-GAME POSTSEASON STATISTICS (TEXANS)

W	DATE	OPPONENT	P/S	RUSHING				RECEIVING				TD	W/L	SCORE
				ATT	YDS	LG	TD	NO	YDS	AVG	LG			
01	01/05	Colts						INACTIVE					L	7-21
2018 TOTALS			0-0	0	0	0	0	0	0	0.0	0	0	0-1	



CARLOS HYDE

RUNNING BACK

6-0 | 229 | OHIO STATE

HOMETOWN: CINCINNATI, OHIO | AGE: 28

6TH NFL SEASON | 1ST WITH TEXANS | ACQUIRED: T-'19 (KC)

CAREER GP/GS: 64/43

TEAMS: SF '14-'17; CLE '18; JAX '18; HOU '19



23

TRANSACTIONS: Selected by the San Francisco 49ers in the second round (57th overall) of the 2014 NFL Draft...Signed by the Cleveland Browns as an unrestricted free agent on March 15, 2018...Traded to the Jacksonville Jaguars on Oct. 19, 2018...Released by the Jaguars on March 8, 2019...Signed by the Kansas City Chiefs on March 9, 2019...Traded to the Houston Texans on Aug. 31, 2019.

2018 (Cleveland 6/5; Jacksonville 8/2):

- ✦ Appeared in 14 games (seven starts) with two different teams, beginning the season in Cleveland and playing in six games before being traded to Jacksonville, where he played eight games
- ✦ After being traded to Jacksonville, rushed eight times for 44 yards vs. Pittsburgh (11/18)
- ✦ Posted a season high 98 rushing yards and a season-high two touchdowns on 23 carries vs. the N.Y. Jets (9/20) as a member of the Cleveland Browns
- ✦ Recorded at least one touchdown in each of the first four games with the Browns vs. Pittsburgh (9/9), at New Orleans (9/16), vs. the N.Y. Jets and at Oakland (9/30)

2017 (San Francisco 16/16):

- ✦ Started in all 16 games with the 49ers and finished the season with 938 yards and a career-high eight touchdowns on 240 carries
- ✦ Recorded three multi-touchdown performances, at the L.A. Rams (12/31), at Washington (10/15) and vs. the L.A. Rams (9/21)
- ✦ Tallied 125 scrimmage yards vs. Arizona (11/5) after rushing 12 times for 41 yards and catching nine passes for a season-high 84 receiving yards
- ✦ Posted a season-high 124 yards rushing on 15 carries at Seattle (9/17), including a 61-yard long. Added three catches for 19 yards in the contest

2016 (San Francisco 16/1):

- ✦ Started in 13 games and established a career-high 988 yards rushing and six touchdowns on 217 attempts on the season. He also added 27 catches for 163 yards and a career-high three touchdowns receiving

- ✦ Rushed 17 times for a career-high 193 yards vs. the N.Y. Jets (12/11) and caught one seven-yard touchdown pass
- ✦ Notched 103 yards and two touchdowns rushing at Seattle (9/25)

2015 (San Francisco 7/7):

- ✦ Started in the first seven games before missing the rest of the season with an injury
- ✦ Finished with 470 yards and three touchdowns on 115 carries and added 11 receptions for 53 yards
- ✦ Opened the season with a season-high 168 yards and two touchdowns on 26 carries vs. Minnesota (9/14)

2014 (San Francisco 14/0):

- ✦ Appeared in 14 games as a rookie and finished the season with 333 rushing yards and four touchdowns on 83 carries, while adding 12 catches for 68 yards

COLLEGE:

- ✦ Played four seasons (2010-13) at Ohio State University in Columbus, Ohio, and played in 41 games for the Buckeyes
- ✦ Finished his collegiate career with 3,198 yards and 37 touchdowns on 523 carries, while adding 34 receptions for 271 yards and four scores
- ✦ Ended his senior season with nine consecutive performances of 100-plus yards
- ✦ Named the Big Ten Conference's Ameche-Dayne Running Back of the Year
- ✦ Earned second team All-America honors from CBS Sports and was selected first-team All-Big Ten

PERSONAL:

- ✦ Attended Princeton (Ohio) High School, but moved to Naples, Fla. following his freshman year and finished high school at Naples High School
- ✦ Rushed for 1,653 yards and 16 touchdowns as a senior at Naples, earning the Naples Daily News Broxson Award as its Player of the Year. Also awarded the Ft. Myers News-Press Southwest Florida Player of the Year
- ✦ Also lettered in track and basketball at Naples

TEXANS BIOS

CARLOS HYDE'S NFL REGULAR SEASON RUSHING/RECEIVING STATISTICS

DATE	TEAM	GP	GS	RUSHING					RECEIVING				
				NO.	YDS.	AVG.	LG	TD	NO.	YDS	AVG	LG	TD
2014	49ers	14	0	83	333	4.0	28	4	12	68	5.7	16	0
2015	49ers	7	7	115	470	4.1	22	3	11	53	4.8	11	0
2016	49ers	13	13	217	988	4.6	47	6	27	163	6.0	19t	3
2017	49ers	16	16	240	938	3.9	61	8	59	350	5.9	18	0
2018	Browns	6	5	114	382	3.4	22	5	6	29	4.8	9	0
2018	Jaguars	8	2	58	189	3.3	19	0	4	4	1.0	6	0
2018	TOTAL	14	7	172	571	3.3	22	5	10	33	3.3	9	0
NFL	TOTALS	64	43	827	3,300	4.0	61	26	119	667	5.6	19t	3

CARLOS HYDE'S NFL REGULAR SEASON RETURN STATISTICS

CAREER NFL PUNT RETURNER SEASON RETURN STATISTICS												
KICKOFF RETURNS							PUNT RETURNS					
DATE	TEAM	RET.	YDS.	AVG.	LG	TD	NO.	FC	YDS	AVG	LG	TD
2014	49ers	11	268	24.4	30	0	0	0	0	0.0	0	0
2015	49ers	0	0	0.0	0	0	0	0	0	0.0	0	0
2016	49ers	0	0	0.0	0	0	0	0	0	0.0	0	0
2017	49ers	0	0	0.0	0	0	0	0	0	0.0	0	0
2018	Browns	0	0	0.0	0	0	0	0	0	0.0	0	0
2018	Jaguars	0	0	0.0	0	0	0	0	0	0.0	0	0
2018	TOTAL	0	0	0.0	0	0	0	0	0	0.0	0	0
NFL TOTALS		11	268	24.4	30	0	0	0	0	0.0	0	0

SINGLE-GAME HIGHS: RUSHING/RECEIVING

Rush Attempts 26 vs. Minnesota Vikings, Sep 14, 2015
Rushing Yards 193 vs. New York Jets, Dec 11, 2016
Longest Runs 61 at Seattle Seahawks, Sep 17, 2017
Rushing TDs 2 vs. New York Jets, Sep 20, 2018
 ...6 more at 2.
Receptions 9 vs. Arizona Cardinals, Nov 05, 2017
Receiving Yards 84 vs. Arizona Cardinals, Nov 05, 2017
Longest Receptions 19t at Los Angeles Rams, Dec 24, 2016

Receiving TDs 1 at Los Angeles Rams, Dec 24, 2016
 ...2 more at 1.
All-purpose yards 200 vs. New York Jets, Dec 11, 2016
Kickoff Returns 4 vs. Washington Redskins, Nov 23, 2014
Kickoff Return Yards 98 vs. Washington Redskins, Nov 23, 2014
Longest Kickoff Return 30 at New Orleans Saints, Nov 09, 2014
Miscellaneous Tackles 1 vs. Indianapolis Colts, Dec 02, 2018
 ...4 more at 1.
Most TDs 2 vs. New York Jets, Sep 20, 2018
 ...6 more at 2.

100-YARD RUSHING GAMES (4): REGULAR SEASON

DATE	TEAM	ATT.	YDS.	AVG.	LG	TD
09/14/15	VIKINGS	26	168	6.5	18	2
09/25/16	at Seahawks	21	103	4.9	34	2
12/11/16	JETS	17	193	11.4	47	0
09/17/17	at Seahawks	15	124	8.3	61	0

TEXANS BIOS

2018 GAME-BY-GAME REGULAR SEASON STATISTICS (BROWNS/JAGUARS)

W	DATE	OPPONENT	P/S	RUSHING				RECEIVING				TD	W/L	SCORE
				ATT	YDS	LG	TD	NO	YDS	AVG	LG			
01	09/09	Steelers	S	22	62	12	1	1	3	3	3	0	L	21-21
02	09/16	at Saints	P	16	43	10	1	1	7	7	7	0	L	18-21
03	09/20	Jets	S	23	98	22	2	2	5	3	5	0	W	21-17
04	09/30	at Raiders	S	22	82	16	1	0	0	0	0	0	L	42-45+
05	10/07	Ravens	S	17	63	17	0	2	14	7	9	0	W	12-9+
06	10/14	Chargers	S	14	34	9	0	0	0	0	0	0	L	14-38
07	10/21	at Buccaneers											L	23-26+
DID NOT PLAY														
Went from Browns to Jaguars.														
08	10/28	Eagles	S	6	11	7	0	0	0	0	0	0	L	18-24
10	11/11	at Colts	P	3	5	3	0	0	0	0	0	0	L	26-29
11	11/18	Steelers	P	8	44	11	0	0	0	0	0	0	L	16-20
12	11/25	at Bills	P	10	33	11	0	0	0	0	0	0	L	21-24
13	12/02	Colts	P	13	36	8	0	1	1	1	1	0	W	6-0
14	12/06	at Titans	P	0	0	0	0	1	-3	-3	-3	0	L	9-30
15	12/16	Redskins											L	13-16
INACTIVE														
16	12/23	at Dolphins	P	8	47	19	0	0	0	0	0	0	W	17-7
17	12/30	at Texans	S	10	13	5	0	2	6	3	6	0	L	3-20
2018 TOTALS			14-7	172	571	22	5	10	33	3.3	9	0	4-12	

+ - Overtime



DUKE JOHNSON

RUNNING BACK

5-9 | 210 | MIAMI

HOMETOWN: MIAMI FLA. | AGE: 25

5TH NFL SEASON | 5TH WITH TEXANS | ACQUIRED: T-'19 (CLE)

CAREER GP/GS: 64/10

TEAMS: CLE '15-18; HOU '19



25

TRANSACTIONS: Selected by the Cleveland Browns with the 13th pick in the third round (77th overall) in the 2015 NFL Draft...Signed a three-year contract extension with the Browns on June 7, 2018...Traded by the Browns to the Houston Texans on Aug. 8, 2019.

CAREER:

- Played in all 64 games (10 starts) since entering the league in 2015 as a third-round draft pick with the Browns
- Has rushed for 1,286 yards and five touchdowns while adding 2,170 receiving yards and eight receiving touchdowns over his four-year career
- His 2,170 receiving yards since entering the league in 2015 leads all NFL running backs over that span
- Notched 235 receptions between 2015-17 with the Browns, the most in Browns history by a running back in the first four years of their career
- Became only the sixth running back in NFL history to post at least 50 receptions in each of his first three seasons
- Joined Herschel Walker (1986-88) as only running backs in NFL history to record at least 500 receiving yards in each of their first three seasons (2015-17)

2018 (Cleveland 16/2):

- Played in all 16 games (two starts) and led Browns running backs in receiving with 47 receptions for 429 yards (9.1 avg.) and three touchdowns. Also rushed for 201 yards with a career-high rushing average of 5.0
- His three receiving touchdowns matched his single-season career high
- Notched the first multi-touchdown performance of his career vs. Kansas City (11/4), matching his career high of nine receptions for a season-high 78 yards and two touchdowns
- Posted a season-high 109 all-purpose yards vs. the Los Angeles Chargers (10/14) after rushing twice for 36 yards and pulling in four catches for 73 yards

2017 (Cleveland 16/0):

- Played in all 16 games and posted a single-season career-high seven total touchdowns (four rushing, three receiving)
- Recorded at least 50 receptions in each of his first three seasons (2015-17), becoming one of six running backs in NFL history to accomplish the feat
- Tallied 348 rushing yards and led the Browns with a single-season career-high 693 receiving yards on 74 catches
- His 693 receiving yards ranked third in the NFL among running backs, only behind Todd Gurley and Alvin Kamara

- Rushed for 20 yards and caught three passes for 63 yards, including a season-long 41-yard touchdown grab vs. the N.Y. Jets (10/8)
- Recorded a season-high 104 all-purpose yards at Indianapolis (9/24), after recording six catches for 81 yards and rushing for 23 yards, including a season-long 19-yard touchdown run

2016 (Cleveland 16/1):

- Appeared in all 16 games (one start) and rushed 73 times for 358 yards and one touchdown, while adding 53 catches for 514 yards (9.7 avg.)
- Part of a Browns running back unit that ranked second in the NFL with a 4.89 rushing average, the highest mark by Cleveland since 1966
- His 514 receiving yards were the fourth-most among NFL running backs
- Saw action as a punt returner and tallied 17 returns for 112 yards on the season
- Set a career high in all-purpose yards against the N.Y. Jets (10/30) after recording 29 rushing yards, 87 receiving yards and 28 punt return yards.

2015 (Cleveland 16/7):

- Played in all 16 games (seven starts) and rushed for 379 yards while adding 61 receptions for 534 yards and two touchdowns
- His 61 receptions ranked second all-time among Browns rookies (the most since 1999) and tied for fifth in franchise history among all running backs
- Among all running backs in 2015, finished fourth in receptions and fifth in receiving yards
- Notched his first-career touchdown on a 34-yard catch at San Diego (10/4). Totaled 126 scrimmage yards on eight carries (31 yards) and nine receptions (85 yards). His nine receptions were most by Browns running back since 2002 and tied for sixth-most all-time

COLLEGE:

- Appeared in 33 games over three seasons (2012-14) at the University of Miami (Fla.) and finished his college career as the Hurricanes' all-time leader in total rushing yards (3,519), total all-purpose yards (5,526) and total kickoff return yards (1,288)
- Tied for first in program history with 14 100-yard rushing games
- As a junior (2014), ranked fifth in the nation and led the ACC with 2,073 all-purpose yards
- Earned All-ACC honors as a sophomore (2013)
- Played in all 12 games as a freshman (2012) and rushed for a

TEXANS BIOS

freshman-record 947 yards and 10 touchdowns. Also set the school record with 892 kick return yards and two touchdowns, totaling 2,060 all-purpose yards, the second-highest total in Miami history

PERSONAL:

- Given name is Randy Johnson
- Ran the 60-meter dash for the Miami indoor track Team
- Volunteered for numerous community outreach opportunities in Cleveland, including stuffing USO care packages and deployment bags for service members and volunteering at the Greater Cleveland Food Bank

DUKE JOHNSON'S NFL REGULAR SEASON RUSHING/RECEIVING STATISTICS

		RUSHING						RECEIVING					
DATE	TEAM	GP	GS	NO.	YDS.	AVG.	LG	TD	NO.	YDS	AVG	LG	TD
2015	Browns	16	7	104	379	3.6	39	0	61	534	8.8	52	2
2016	Browns	16	1	73	358	4.9	22	1	53	514	9.7	32	0
2017	Browns	16	0	82	348	4.2	19t	4	74	693	9.4	41t	3
2018	Browns	16	2	40	201	5.0	23	0	47	429	9.1	32	3
NFL TOTALS		64	10	299	1,286	4.3	39	5	235	2,170	9.2	52	8

DUKE JOHNSON'S NFL REGULAR SEASON RETURN STATISTICS

		KICKOFF RETURNS					PUNT RETURNS					
DATE	TEAM	RET.	YDS.	AVG.	LG	TD	NO.	FC	YDS	AVG	LG	TD
2015	Browns	2	52	26.0	30	0	0	0	0	0.0	0	0
2016	Browns	1	19	19.0	19	0	17	1	112	6.6	18	0
2017	Browns	0	0	0.0	0	0	3	1	17	5.7	12	0
2018	Browns	0	0	0.0	0	0	0	0	0	0.0	0	0
NFL TOTALS		3	71	23.7	30	0	20	2	129	6.5	18	0

SINGLE-GAME HIGHS: RUSHING/RECEIVING

Rush Attempts 13 vs. San Francisco 49ers, Dec 13, 2015
Rushing Yards 78 vs. San Francisco 49ers, Dec 13, 2015
Longest Runs 39 at Seattle Seahawks, Dec 20, 2015
Rushing TDs 1 at Pittsburgh Steelers, Dec 31, 2017
 ...4 more at 1.
Receptions 9 vs. Kansas City Chiefs, Nov 04, 2018
 ...2 more at 9.
Receiving Yards 87 vs. New York Jets, Oct 30, 2016
Longest Receptions 52 vs. Arizona Cardinals, Nov 01, 2015
Receiving TDs 2 vs. Kansas City Chiefs, Nov 04, 2018
All-purpose yards 144 vs. New York Jets, Oct 30, 2016
Kickoff Returns 2 at Pittsburgh Steelers, Nov 15, 2015

Kickoff Return Yards 52 at Pittsburgh Steelers, Nov 15, 2015
Longest Kickoff Return 30 at Pittsburgh Steelers, Nov 15, 2015
Fair Catches 1 vs. Green Bay Packers, Dec 10, 2017
 ...1 more at 1.
Punt Return Yards 32 vs. Pittsburgh Steelers, Nov 20, 2016
Longest Punt Return 18 vs. Pittsburgh Steelers, Nov 20, 2016
 ...1 more at 18.
Punt Returns 3 vs. New York Giants, Nov 27, 2016
 ...1 more at 3.
Special Teams Tackles 1 at Oakland Raiders, Sep 30, 2018
 ...1 more at 1.
Miscellaneous Tackles 1 vs. Kansas City Chiefs, Nov 04, 2018
 ...6 more at 1.
Most TDs 2 vs. Kansas City Chiefs, Nov 04, 2018

TEXANS BIOS

2018 GAME-BY-GAME REGULAR SEASON STATISTICS (BROWNS)

W	DATE	OPPONENT	P/S	RUSHING				RECEIVING				TD	W/L	SCORE
				ATT	YDS	LG	TD	NO	YDS	AVG	LG			
01	09/09	Steelers	P	5	17	13	0	1	8	8	8	0	L	21-21
02	09/16	at Saints	S	3	3	3	0	2	7	4	6	0	L	18-21
03	09/20	Jets	P	2	9	8	0	2	24	12	15	0	W	21-17
04	09/30	at Raiders	P	2	11	8	0	4	45	11	19	0	L	42-45+
05	10/07	Ravens	P	5	35	15	0	1	7	7	7	0	W	12-9+
06	10/14	Chargers	P	2	36	23	0	4	73	18	32	0	L	14-38
07	10/21	at Buccaneers	P	1	-4	-4	0	4	23	6	7	0	L	23-26+
08	10/28	at Steelers	S	2	0	3	0	2	16	8	8	0	L	18-33
09	11/04	Chiefs	P	1	8	8	0	9	78	9	23	2	L	21-37
10	11/11	Falcons	P	3	15	9	0	4	31	8	11t	1	W	28-16
12	11/25	at Bengals	P	2	16	13	0	1	23	23	23	0	W	35-20
13	12/02	at Texans	P	0	0	0	0	2	12	6	7	0	L	13-29
14	12/09	Panthers	P	2	-6	0	0	0	0	0	0	0	W	26-20
15	12/15	at Broncos	P	4	28	15	0	4	25	6	10	0	W	17-16
16	12/23	Bengals	P	2	12	7	0	6	54	9	21	0	W	26-18
17	12/30	at Ravens	P	4	21	8	0	1	3	3	3	0	L	24-26
2018 TOTALS			16-2	40	201	23	0	47	429	9.1	32	3	7-9	

+ - Overtime



RODERICK JOHNSON

TACKLE

6-6 | 306 | FLORIDA STATE

HOMETOWN: FLORISSANT, MO. | AGE: 23

3RD NFL SEASON | 2ND WITH TEXANS | ACQUIRED: W-'18 (CLE)

2018 GP/GS: 1/0 | CAREER GP/GS: 1/0

TEAMS: CLE '17; HOU '18



63

TRANSACTIONS: Selected by the Cleveland Browns with the 16th pick in the fifth round (160th overall) of the 2017 NFL Draft...Waived by the Browns on June 19, 2018...Claimed off waivers by the Houston Texans on June 20, 2018...Waived by the Texans on Sept. 1, 2018...Signed to the Texans practice squad on Sept. 2, 2018...Signed to the Texans active roster on Sept. 12, 2018...Waived by the Texans on Oct. 4, 2018...Signed to the Texans practice squad on Oct. 6, 2018...Signed to the Texans active roster on Dec. 8, 2018.

2018 (Houston 1/0; 0/0):

- ✦ Elevated to the after roster following Week 1
- ✦ Inactive Weeks 2-4
- ✦ Spent Weeks 5-13 on the Texans practice squad
- ✦ Elevated to the active roster prior to Week 14
- ✦ Made his NFL debut and contributed on special teams vs. Indianapolis (12/9)
- ✦ Inactive Weeks 15-17
- ✦ Inactive in the Wild Card Round vs. Indianapolis (1/5)

2017 (Cleveland 0/0):

- ✦ Placed on the Reserve/Injured list on Sept. 4

COLLEGE:

- ✦ Played three seasons (2014-16) at Florida State University in Tallahassee, Fla.
- ✦ Two-time Jacobs Blocking Trophy recipient, awarded to the ACC's best blocker
- ✦ Earned All-America and first-team All-ACC recognition in 2015 and 2016

- ✦ Made 31 consecutive starts, blocking for Florida State's all-time leading rusher Dalvin Cook and a ground attack that averaged 206.8 yards per game in 2016
- ✦ One of two offensive linemen to start every game in 2015 (all at left tackle)
- ✦ Earned first-team All-ACC honors in 2015 by the media and coaches
- ✦ Paved the way for Cook to set a single-season school record with 1,691 rushing yards, including nine 100-yard rushing games
- ✦ Appeared in eight contests (five starts) as a freshman in 2014, en route to being named a freshman All-American
- ✦ Majored in social sciences

PERSONAL:

- ✦ Four-star recruit from Hazelwood Central High School in Florissant, Mo.
- ✦ Earned Missouri Class 6A first-team all-state honors
- ✦ Two-time first-team All-Metro selection
- ✦ Helped his team to a 12-1 record, a Suburban North Conference Championship and an appearance in the Missouri 6A state semifinals as a senior
- ✦ Led an offensive line that blocked for 3,088 rushing yards (237.5 yards per game)
- ✦ Earned the STL Football U Junior National Elite award
- ✦ Given name is Roderick Tyler Johnson, but preferred name is Rod
- ✦ Interested in social science and computer programming
- ✦ Lists the Pentagon as his desired workplace if not pursuing his football career

TEXANS BIOS

2018 GAME-BY-GAME REGULAR SEASON STATISTICS (TEXANS)

W	DATE	OPPONENT	P/S		W/L	SCORE
01	09/09	at Patriots		PRACTICE SQUAD	L	20-27
02	09/16	at Titans		INACTIVE	L	17-20
03	09/23	Giants		INACTIVE	L	22-27
04	09/30	at Colts		INACTIVE	W	37-34+
05	10/07	Cowboys		PRACTICE SQUAD	W	19-16+
06	10/14	Bills		PRACTICE SQUAD	W	20-13
07	10/21	at Jaguars		PRACTICE SQUAD	W	20-7
08	10/25	Dolphins		PRACTICE SQUAD	W	42-23
09	11/04	at Broncos		PRACTICE SQUAD	W	19-17
11	11/18	at Redskins		PRACTICE SQUAD	W	23-21
12	11/26	Titans		PRACTICE SQUAD	W	34-17
13	12/02	Browns		PRACTICE SQUAD	W	29-13
14	12/09	Colts	P		L	21-24
15	12/15	at Jets		INACTIVE	W	29-22
16	12/23	at Eagles		INACTIVE	L	30-32
17	12/30	Jaguars		INACTIVE	W	20-3
2018 TOTALS		1-0			11-5	

+ - Overtime

2018 GAME-BY-GAME POSTSEASON STATISTICS (TEXANS)

W	DATE	OPPONENT	P/S		W/L	SCORE
01	01/05	Colts		INACTIVE	L	7-21
2018 TOTALS		0-0			0-1	



LONNIE JOHNSON JR.

CORNERBACK

6-2 | 213 | KENTUCKY

HOMETOWN: GARY, IND. | AGE: 23

ROOKIE | 1ST WITH TEXANS | ACQUIRED: D2A-'19

CAREER GP/GS: 0/0

TEAMS: HOU '19



32

TRANSACTIONS: Selected by the Houston Texans with the 22nd pick in the second round (54th overall) of the 2019 NFL Draft.

COLLEGE:

- ✦ Played two seasons (2017-18) at the University of Kentucky in Lexington, Ky. after transferring from Garden City (Kan.) Community College where played one season (2015)
- ✦ Also played one season (2014) at San Bernardino Valley Community College
- ✦ Sat out the 2016 season to focus on academics
- ✦ Recorded 64 total tackles, three tackles for loss, 1.0 sack, 12 passes defended, two blocked kicks, one interception and one forced fumble in 26 games (18 starts) at Kentucky

2018 (Kentucky):

- ✦ Recorded 23 total tackles, four passes defended, one interception and one forced fumble and started all 13 games for the Wildcats as a senior
- ✦ Tallied a season-high four total tackles and one pass defended vs. Georgia (11/3)
- ✦ Totaled three tackles and one pass defended at Florida (9/8)
- ✦ Notched his first-career interception in the Citrus Bowl vs. Penn State (1/1/19)
- ✦ Recorded four total tackles in the 2019 Reese's Senior Bowl following his senior campaign

2017 (Kentucky):

- ✦ Notched 41 total tackles, three tackles for loss, 1.0 sack, five passes defended and two blocked kicks after appearing in all 13 games in his first season at Kentucky
- ✦ Recorded six total tackles and blocked a field goal vs. Missouri

(10/7)

- ✦ Tallied three total tackles and his first-career sack vs. Tennessee (10/28)
- ✦ Finished with five total tackles, one tackle for loss and one pass defended vs. Ole Miss in his first career start (11/4)
- ✦ Registered a career-high seven total tackles vs. Louisville (11/25)

2016 (Garden City CC):

- ✦ Sat out the season to focus on academics

2015 (Garden City CC):

- ✦ Earned second-team All-Kansas Jayhawk Community College Conference after notching 35 total tackles (28 solo), five interceptions and one fumble recovery in his lone season with the Broncbusters

2014 (San Bernardino Valley CC):

- ✦ Played wide receiver and appeared on special teams as a true freshman

PERSONAL:

- ✦ Attended Gary (Ind.) West Side High School
- ✦ Recorded 66 total tackles, two interceptions, two blocked field goals and one blocked punt in high school
- ✦ Also caught 40 passes for 772 yards (19.3 avg.) and 14 career touchdowns
- ✦ Lettered in track & field and led Gary West Side to the 2014 state championship with individual titles in the long jump and 4x100 relay
- ✦ Son of Nora and Lonnie Johnson
- ✦ Graduated with a degree in community and leadership development



TAIWAN JONES

RUNNING BACK

6-0 | 195 | EASTERN WASHINGTON

HOMETOWN: SAN FRANCISCO, CA | AGE: 31

9TH NFL SEASON | 1ST WITH TEXANS | ACQUIRED: FA-'19

2018 GP/GS: 6/0 | CAREER GP/GS (POST): 80/0 (1/0)

TEAMS: OAK '11-17; BUF '17-18; HOU '19



34

TRANSACTIONS: Selected by the Oakland Raiders with the 28th pick in the fourth round (125th overall) of the 2011 NFL Draft...Re-signed by the Raiders on February 2, 2014 to a three-year extension...Released by the Raiders on July 28, 2017...Signed by the Buffalo Bills on August 3, 2017...Re-signed with the Bills as an unrestricted free agent on March 20, 2018...Signed with the Houston Texans on May 14, 2019.

CAREER:

- ✦ Entering his ninth NFL season
- ✦ Ranks in the top 25 among kick returners in the NFL with 1,890 yards since entering the league in 2011, highlighted by his 2015 season with the Oakland Raiders where he totaled 829 kick return yards, the fourth most in the NFL. He also added 74 rushing yards on 16 carries and hauled in seven receptions for 106 yards and a touchdown
- ✦ Tallied 183 rushing yards in his eight seasons as a running back and caught 18 of his 25 targets (72%) for 251 yards and a touchdown. His 72.0 receiving percentage since entering the league in 2011 ranks him in the top 25 among players with at least 80 games and 25 targets during that span
- ✦ Recorded his only career touchdown in 2015 with the Oakland Raiders on a 59-yard reception in Week 8 against the New York Jets. His 59-yard catch was tied for the ninth-longest reception by a running back in the 2015 season

2018 (Buffalo 6/0):

- ✦ Appeared in six games and finished with 89 yards on five kick returns (17.8 avg.)
- ✦ Returned two kickoffs for 37 yards at Green Bay (9/30)
- ✦ Recorded a 27-yard kick return vs. Tennessee (10/7)

2017 (Buffalo 8/0):

- ✦ Recorded a total of 50 kickoff return yards and 11 offensive yards in eight games
- ✦ Returned two kickoffs for 50 yards (25.0 avg.) at Atlanta (10/1)

2016 (Oakland 13/0, 1/0):

- ✦ Finished with 43 yards receiving and 112 kick return yards in 13 games
- ✦ Caught two passes for 17 yards (8.5 avg.) and returned three kickoffs for a season-high 49 yards in Week 1 at New Orleans (9/11)
- ✦ Pulled in his only target for a 15-yard reception in Week 12 vs. Carolina (11/27)

2015 (Oakland 12/0):

- ✦ Finished the season with 180 scrimmage yards, establishing career highs in both rushing yards (74) and receiving yards (106)
- ✦ Recorded a career-high 829 kick return yards (26.7 avg.), the fourth most in the league
- ✦ Averaged 15.1 yards per reception, which ranked third among all running backs with at least five catches
- ✦ Eclipsed 100 kickoff return yards in a game four times in 2015, becoming one of only three kick returners with four 100+ yard games in 2015
- ✦ Pulled in a 59-yard touchdown catch in Week 8 vs. the New York Jets (11/1), notching the only touchdown of his career. His 59-yard catch was the ninth-longest reception by an NFL running back in 2015. Added 101 yards on four kick returns, his first 100+ yard game of the season
- ✦ Returned six kickoffs for a career-high 145 yards in Week 10 vs. Minnesota (11/15)
- ✦ Recorded 142 yards on five kick returns in Week 16 vs. San Diego (12/24), marking his third 100+ yard game of the season
- ✦ Posted 100+ kick return yards for the second consecutive week and fourth time of the season with a 124-yard performance (41.3 avg.) at Kansas City (1/3), including a career-long 70-yard return in the first quarter that led to an Oakland field goal

2014 (Oakland 1/0):

- ✦ Saw action in Week 1 against the New York Jets (9/7), but suffered an injury that sidelined him for the rest of the season

2013 (Oakland 16/0):

- ✦ Played in all 16 games.
- ✦ Finished the season with 623 kick return yards and added 78 scrimmage yards on offense.
- ✦ Posted a season-high 38.5 kickoff return average after recording two returns for 77 yards in Week 10 at the New York Giants (11/10).
- ✦ Recorded the first 100+ yard game of his career in Week 15 vs. Kansas City with 107 yards on four returns

2012 (Oakland 14/0):

- ✦ Played in 14 games, totaling 21 yards rushing, 11 yards receiving and 22 yards on kick returns

2011 (Oakland 10/0):

- ✦ Saw action in 10 games as a rookie.
- ✦ Recorded 73 yards on the ground, 25 yards receiving and 165 yards on kick returns
- ✦ Made his NFL debut on offense in Week 2 at Buffalo (9/18), where he rushed once for four yards

TEXANS BIOS

- Rushed seven times for a season-high 39 yards (5.57 avg.) at San Diego in Week 10 (11/10)

COLLEGE:

- Initially signed with Eastern Washington as a cornerback, but was moved to running back his junior year
- Holds the EWU school record for all-purpose yards per game (162.0) and recorded 5,021 all-purpose yards over his collegiate career
- Sideline for his freshman year with an injury, but started four games at cornerback in 2008 before being moved to running back in 2009
- Scored on his first collegiate carry with an 87-yard touchdown run
- Set a school record in 2009 with a 96-yard touchdown run against Idaho State
- Eclipsed 200 all-purpose yards 12 times in his career
- Finished his senior year with 1,742 yards and 14 touchdowns in

12 games, earning him Big Sky Conference Offensive Player of the Year and first team All-America honors. He was also selected to the Associated Press first team, Football Coaches Association first team and College Sporting News first team

PERSONAL:

- Attended Deer Valley High School in Antioch, Calif.
- Started on both sides of the ball as a running back and cornerback
- In his senior season, set a single-season record with 19 touchdowns and rushed for 1,466 yards (9.3 avg.), while adding 37 tackles on defense
- Named Contra Costa Times Player of the Year and selected first-team all-metro by the San Francisco Chronicle
- Also a standout on the high school track team, where he ran a career-best 100 meter time of 10.53 seconds at the 2007 State Championships

TAIWAN JONES' NFL REGULAR SEASON RUSHING/RECEIVING STATISTICS

			RUSHING					RECEIVING				
DATE	TEAM	GP GS	NO.	YDS.	AVG.	LG	TD	NO.	YDS	AVG	LG	TD
2011	Raiders	10 0	16	73	4.6	14	0	2	25	12.5	30	0
2012	Raiders	14 0	6	21	3.5	7	0	2	11	5.5	7	0
2013	Raiders	16 0	5	23	4.6	19	0	2	55	27.5	52	0
2014	Raiders	1 0	0	0	0.0	0	0	0	0	0.0	0	0
2015	Raiders	12 0	16	74	4.6	19	0	7	106	15.1	59t	1
2016	Raiders	13 0	1	-8	-8.0	-8	0	4	43	10.8	16	0
2017	Raiders	0 0	0	0	0.0	0	0	0	0	0.0	0	0
2017	Bills	8 0	0	0	0.0	0	0	1	11	11.0	11	0
2017	TOTAL	8 0	0	0	0.0	0	0	1	11	11.0	11	0
2018	Bills	6 0	0	0	0.0	0	0	0	0	0.0	0	0
NFL TOTALS		80 0	44	183	4.2	19	0	18	251	13.9	59t	1

TAIWAN JONES' NFL POSTSEASON RUSHING/RECEIVING STATISTICS

			RUSHING					RECEIVING				
DATE	TEAM	GP GS	NO.	YDS.	AVG.	LG	TD	NO.	YDS	AVG	LG	TD
2016	Raiders	1 0	0	0	0.0	0	0	0	0	0.0	0	0
NFL TOTALS		1 0	0	0	0.0	0	0	0	0	0.0	0	0

TAIWAN JONES' NFL REGULAR SEASON RETURN STATISTICS

KICKOFF RETURNS													PUNT RETURNS					
DATE TEAM		RET.	YDS.	AVG.	LG	TD	NO.		FC	YDS	AVG	LG	TD					
2011	Raiders	8	165	20.6	46	0	0	0	0	0	0.0	0	0					
2012	Raiders	2	22	11.0	16	0	0	0	0	0	0.0	0	0					
2013	Raiders	26	623	24.0	41	0	0	0	0	0	0.0	0	0					
2014	Raiders	0	0	0.0	0	0	0	0	0	0	0.0	0	0					
2015	Raiders	31	829	26.7	70	0	0	0	0	0	0.0	0	0					
2016	Raiders	8	112	14.0	21	0	0	0	0	0	0.0	0	0					
2017	Raiders	0	0	0.0	0	0	0	0	0	0	0.0	0	0					
2017	Bills	2	50	25.0	27	0	0	0	0	0	0.0	0	0					
2017	TOTAL	2	50	25.0	27	0	0	0	0	0	0.0	0	0					
2018	Bills	5	89	17.8	27	0	0	0	0	0	0.0	0	0					
NFL TOTALS		82	1,890	23.0	70	0	0	0	0	0	0.0	0	0					

TEXANS BIOS

TAIWAN JONES' NFL POSTSEASON RETURN STATISTICS

DATE TEAM	RET.	KICKOFF RETURNS					PUNT RETURNS					
		YDS.	AVG.	LG	TD		NO.	FC	YDS	AVG	LG	TD
2016 Raiders	1	23	23.0	23	0		0	0	0	0.0	0	0
NFL TOTALS	1	23	23.0	23	0		0	0	0	0.0	0	0

SINGLE-GAME HIGHS: RUSHING/RECEIVING

Rush Attempts 7 at San Diego Chargers, Nov 10, 2011
Rushing Yards 39 at San Diego Chargers, Nov 10, 2011
Longest Runs 19 at San Diego Chargers, Oct 25, 2015
 ...1 more at 19.

Receptions 2 at New Orleans Saints, Sep 11, 2016
 ...1 more at 2.

Receiving Yards 59 vs. New York Jets, Nov 01, 2015
Longest Receptions 59t vs. New York Jets, Nov 01, 2015
Receiving TDs 1 vs. New York Jets, Nov 01, 2015

All-purpose yards 165 vs. New York Jets, Nov 01, 2015
Kickoff Returns 6 vs. Minnesota Vikings, Nov 15, 2015
Kickoff Return Yards 145 vs. Minnesota Vikings, Nov 15, 2015
Longest Kickoff Return 70 at Kansas City Chiefs, Jan 03, 2016
Special Teams Tackles 4 at Pittsburgh Steelers, Nov 08, 2015
Most TDs 1 vs. New York Jets, Nov 01, 2015


SINGLE-GAME HIGHS - POSTSEASON: RUSHING/RECEIVING

All-purpose yards 23 at Houston Texans, Jan 07, 2017
Kickoff Returns 1 at Houston Texans, Jan 07, 2017
Kickoff Return Yards 23 at Houston Texans, Jan 07, 2017

Longest Kickoff Return 23 at Houston Texans, Jan 07, 2017
Special Teams Tackles 1 at Houston Texans, Jan 07, 2017

2018 GAME-BY-GAME REGULAR SEASON STATISTICS (BILLS)

W DATE	OPPONENT	P/S	RUSHING				RECEIVING				TD	W/L	SCORE
			ATT	YDS	LG	TD	NO	YDS	AVG	LG			
01 09/09	at Ravens	P	0	0	0	0	0	0	0	0	0	L	3-47
02 09/16	Chargers	P	0	0	0	0	0	0	0	0	0	L	20-31
03 09/23	at Vikings	P	0	0	0	0	0	0	0	0	0	W	27-6
04 09/30	at Packers	P	0	0	0	0	0	0	0	0	0	L	0-22
05 10/07	Titans	P	0	0	0	0	0	0	0	0	0	W	13-12
06 10/14	at Texans	P	0	0	0	0	0	0	0	0	0	L	13-20
07 10/21	at Colts						INACTIVE					L	5-37
08 10/29	Patriots						INACTIVE					L	6-25
09 11/04	Bears						RESERVE/INJURED					L	9-41
10 11/11	at Jets						RESERVE/INJURED					W	41-10
12 11/25	Jaguars						RESERVE/INJURED					W	24-21
13 12/02	at Dolphins						RESERVE/INJURED					L	17-21
14 12/09	Jets						RESERVE/INJURED					L	23-27
15 12/16	Lions						RESERVE/INJURED					W	14-13
16 12/23	at Patriots						RESERVE/INJURED					L	12-24
17 12/30	Dolphins						RESERVE/INJURED					W	42-17
2018 TOTALS	6-0		0	0	0	0	0	0	0.0	0	0	6-10	



JOHNATHAN JOSEPH

CORNERBACK

5-11 | 186 | SOUTH CAROLINA

HOMETOWN: ROCK HILL, S.C. | AGE: 35

14TH NFL SEASON | 9TH WITH TEXANS | ACQUIRED: UFA-'11 (CIN)

2018 GP/GS (POST): 14/14 (1/1) | CAREER GP/GS (POST): 186/175 (9/9)

TEAMS: CIN '06-10; HOU '11-18



24

TRANSACTIONS: Selected by the Cincinnati Bengals with the 24th pick in the first round (24th overall) of the 2006 NFL Draft...Signed by the Houston Texans on July 29, 2011...Re-signed with the Texans on June 18, 2015.

HONORS:

- Associated Press Second-Team All-Pro (2011)
- Pro Bowl selection (2x – 2012-13)
- Pro Football Weekly/PFWA All-NFL, All-AFC Team (2011)
- SI.com (Peter King) All-Pro Team (2011)
- AFC Defensive Player of the Week (2017 - Week 6)

CAREER:

- The all-time leader in Texans history with 105 passes defended
- Passed Brian Dawkins (179) for the eighth-most career passes defended in NFL history
- Owns 30 career interceptions, seven forced fumbles and six fumble recoveries
- Has recorded 16 interceptions since signing with the Texans, which is tied with CB/S Kareem Jackson for the most career interceptions in franchise history
- Since he entered the NFL in 2006, ranks first among active players with 181 passes defended
- Leads all active cornerbacks in the NFL in career total tackles with 699
- Scored eight career touchdown returns (seven interceptions and one fumble recovery)
- Led the Texans and set a single-season career high with 22 passes defended in 2015, topping his previous best of 20 in 2006 and 2009 with Cincinnati
- Tied with Brian Cushing (40) for the most career postseason tackles in franchise history
- One of three players (CB/S Kareem Jackson and LS Jon Weeks) to play in every postseason game in Texans history

2018 (Houston 14/14; 1/1):

- Recorded 58 total tackles (49 solo), 13 passes defended, two interceptions, including one returned for a touchdown and one tackle for loss in 14 regular season games
- Finished second on the team with seven total tackles (six solo) and notched one pass defended at New England (9/9). Passed Aeneas Williams (168) for the 13th-most career passes defended in NFL history
- Recorded two total tackles (one solo) at Tennessee (9/16)
- Notched two solo tackles vs. the N.Y. Giants (9/23)
- Tallied a team-high eight total tackles (seven solo) and one pass defended at Indianapolis (9/30). Passed Morlon Greenwood

(385) for the seventh-most career total tackles in franchise history and tied Walt Harris (170) and Terrell Buckley (170) for the 11th-most career passes defended in NFL history

- Finished with two total tackles and three passes defended vs. Dallas (10/7). His three passes defended mark the most in a game since Week 6 of the 2017 season vs. Cleveland and marked his 18th career game where he's recorded three-or-more passes defended. Passed Kevin Walter (109) for the eighth-most games played in team history with 110 (2011-18)
- Recorded six total tackles (five solo), two passes defended and one interception returned for a touchdown vs. Buffalo (10/14). Intercepted Bills QB Nathan Peterman and returned it for a 28-yard touchdown to put the Texans ahead 20-13 with 1:23 remaining in the game
- Tallied seven total tackles (seven solo) and one passes defended at Jacksonville (10/21). Tied Ray Buchanan (176) for the ninth-most career passes defended in NFL history
- Started at cornerback before leaving the game due to injury vs. Miami (10/25)
- Inactive Week 9 at Denver (11/4)
- Recorded four solo tackles and one pass defended at Washington (11/18). Passed Ray Buchanan (176) for the ninth-most career passes defended in NFL history
- Recorded five total tackles (four solo) and one tackle for loss vs. Tennessee (11/26)
- Notched one solo tackle and intercepted Browns QB Baker Mayfield vs. Cleveland (12/2). The interception was the 30th of his career and 16th since joining the Texans, tying CB/S Kareem Jackson for the most career interceptions in franchise history
- Finished with two total tackles (two solo) and one pass defended vs. Indianapolis (12/9). Tied Brian Dawkins (179) for the eighth-most career passes defended in NFL history
- Tallied a team-high nine total tackles (seven solo) and one pass defended at the N.Y. Jets (12/15). Passed Brian Dawkins (179) for the eighth-most career passes defended in NFL history
- Recorded two solo tackles and one pass defended at Philadelphia (12/23). Tied Ashley Ambrose (181) for the seventh-most passes defended in NFL history
- Inactive Week 17 vs. Jacksonville (12/30)
- Tallied six total tackles (four solo) in the Wild Card Round vs. Indianapolis (1/5)

2017 (Houston 16/16):

- Tallied 47 total tackles (37 solo), nine passes defended, two interceptions and two tackles for loss in 16 games
- Recorded two passes defended and one tackle in the season opener vs. Jacksonville (9/10)

- Joined Terence Newman as the only active CBs with 600 career tackles after racking up two stops vs. Tennessee (10/1)
- Started his fifth game of the season and 150th of his career and posted a season-high six total tackles (five solo) vs. Kansas City (10/8)
- Finished with three total tackles, three passes defended and two interceptions with an 82-yard pick-six vs. Cleveland (10/15). This marked Joseph's second career multi-interception game and first as a Texan. The 82-yard interception return for a touchdown marks the longest in Joseph's career, fourth-longest in Texans history and tied Joseph with Jackson for first in Texans history with three interceptions returned for a touchdown
- Earned AFC Defensive Player of the Week for his performance vs. Cleveland (10/15)
- Notched a pair of solo tackles and had one pass defended at Baltimore (11/27)
- Recorded four solo tackles and his second tackle for loss of the season while moving into ninth place in team history with 101 games played as a Texan at Tennessee (12/3)
- Made his 100th start for the Texans and posted two solo tackles and two passes defended vs. San Francisco (12/10)

2016 (Houston 13/11, 2/2):

- Tallied 45 total tackles (38 solo), nine passes defended and one forced fumble in 13 games played
- Notched four solo tackles and a pass defended in the season opener vs. Chicago (9/11)
- Finished with five tackles (four solo) and tied for the team lead with two passes defended vs. Kansas City (9/18)
- Recorded three tackles (two solo) and a pass defended at New England (9/22)
- Matched a season high with five tackles, all solo, and added a pass defended vs. Tennessee (10/2) in Week 4
- Tallied four tackles (three solo) before departing with an injury at Minnesota (10/9)
- Tied for the team lead with seven total tackles, all solo, and recorded a pass defended at Jacksonville (11/13) in Week 10
- Led the team and matched his single-game season high with two passes defended vs. San Diego (11/27) in Week 12
- Inactive for Week 14 at Indianapolis and Week 15 vs. Jacksonville with an injury
- Returned to game action and logged two solo tackles vs. Cincinnati (12/24) in Week 16
- Became the first player in Texans history with 10 solo tackles and three passes defended in a postseason game vs. Oakland (1/7/17) in the AFC Wild Card round. His 10 solo tackles were also a Texans postseason record

2015 (Houston 16/16, 1/1):

- Started all 16 games for the second straight year and totaled 58 tackles (48 solo), a career-high 22 passes defended, one interception, one forced fumble, one fumble recovery and one tackle for loss
- Made four solo tackles and had a pass defended vs. Kansas City (9/13)
- Recorded five tackles (four solo) at Carolina (9/20)
- Tied a single-game career high with five passes defended vs. Tampa Bay (9/27), matching his highest total since Nov. 8, 2009 against Baltimore. Also had three tackles, including two solo stops
- Finished third on the team with six tackles (four solo) and had one pass defended at Jacksonville (10/18)

- Recovered his first fumble of the season and sixth of his career in the third quarter at Miami (10/25). Also contributed four solo tackles
- Tied for fourth on the team with six tackles (five solo) and led the Texans with two passes defended vs. Tennessee (11/1)
- Had four solo tackles, two passes defended and one interception at Cincinnati (11/16). Including postseason, intercepted a pass in each of his last four games against the Bengals
- Led the team with seven tackles (five solo), including one for loss, and one pass defended vs. New Orleans (11/29). Recorded his fourth straight game with at least one pass defended
- Forced a fumble on Colts WR Griff Whalen in the fourth quarter at Indianapolis (12/20), which was recovered by CB Kareem Jackson. The Texans scored a field goal on the next drive and increased their lead to 16-10. It marked his first forced fumble of the season and sixth of his career. Also added two solo tackles in the game
- Led the team with four passes defended vs. Jacksonville (1/3/16), which tied his third-highest single-game total of his career and second-highest of the season
- Led the Texans and set a single-season career high with 22 passes defended, topping his previous best of 20 in 2006 and 2009 with Cincinnati
- Finished with two tackles (one solo) vs. Kansas City (1/9/16) and passed LB Brooks Reed (19) for the fifth-most career tackles in Texans postseason history

2014 (Houston 16/16):

- Started all 16 games and finished with a career-best 75 tackles. Also had two interceptions, including a 60-yard interception return for touchdown, two forced fumbles, two fumble recoveries and 11 passes defended
- Led the team and tied a career high with 11 solo tackles in a Week 1 win vs. Washington (9/7)
- Forced a fumble and recovered a fumble and returned it 49 yards in Week 2 at Oakland (9/14). Finished with five total tackles
- Made five solo tackles and recovered a fumble and returned it 24 yards at the N.Y. Giants (9/21) in Week 3
- Recorded five solo tackles and two passes defended against Buffalo (9/28) in Week 4
- Tied for the team high with nine total tackles and registered a pass defended at Dallas (10/5)
- Made six solo tackles vs. Indianapolis (10/9) in Week 6
- Recorded a pair of solo tackles vs. Philadelphia (11/2) in Week 9 before leaving the game with an injury
- Registered a pair of tackles and two passes defended at Cleveland (11/16) in Week 11
- Recorded his fifth career interception return for touchdown on a 60-yard return at the 7:30 mark of the third quarter vs. Cincinnati (11/23). Became the second player in franchise history to have two career interception return for touchdowns (DB Aaron Glenn, 2002-04). Also had three tackles and a pass defended
- Intercepted Titans QB Zach Mettenberger at the 6:57 mark of the first quarter and returned it 25 yards to the Titans 20 for his second interception of the season in Week 13. Recorded interceptions in back-to-back games for the first time since 2009 and for the fourth time in his career. Also had three tackles and a pass defended
- Had four tackles and a pass defended at Jacksonville (12/7) in Week 14 and vs. Baltimore (12/21) in Week 16
- Had four solo tackles and two passes defended vs. Jacksonville (12/28) in Week 17

2013 (Houston 15/15):

- Started all 15 games he played in and led the team with three interceptions and 16 passes defended to go along with 55 total tackles
- Recorded one solo tackle and two passes defended at San Diego (9/9)
- Recorded seven solo tackles and one pass defended vs. Tennessee (9/15)
- Recorded three tackles (two solo), three passes defended and an interception, tying him for fifth-place all time in franchise history vs. Seattle (9/29)
- Added two more passes defended vs. Oakland (11/17)
- Totaled a season-high nine tackles (eight solo) and two passes defended vs. Jacksonville (11/24)
- Had three solo tackles and an interception returned 31 yards vs. New England (12/1)
- Tied a season high with nine tackles (nine solo) and returned an interception 32 yards at Indianapolis (12/15)
- Recorded his 16th pass defended on the season before leaving the game with an injury vs. Denver (12/22)

2012 (Houston 14/14, 2/2):

- Finished the season with 66 tackles (59 solo) and two interceptions
- Made six tackles (four solo) and intercepted a pass and returned it 36 yards vs. Miami (9/9)
- Made six tackles (five solo) and led the defense with three passes broken up at Denver (9/23)
- Made four solo tackles and threw a key block that helped S Danieal Manning return an interception 55 yards for a score vs. Tennessee (9/30)
- Registered five solo tackles at the N.Y. Jets (10/8)
- Picked off Ravens QB Joe Flacco and returned it 52 yards vs. Baltimore (10/21) for his first touchdown as a Texan
- Collected seven tackles (six solo) at Chicago (11/11)
- Inactive at Detroit (11/22) and at Tennessee (12/2)
- Recorded six total tackles at New England (12/10)
- Registered five solo tackles and a pass defended vs. Minnesota (12/23)
- Intercepted his second career pass in postseason play when he picked off Bengals QB Andy Dalton and returned it 14 yards in the third quarter in the AFC Wild Card Playoff vs. Cincinnati (1/5/13)
- Had five tackles, including three solo tackles in AFC Divisional Playoff at New England (1/13/13)

2011 (Houston 15/15, 2/2):

- Finished with 44 tackles (40 solo) and tied for the team lead with four interceptions and a team-best 15 passes defended and two forced fumbles
- Started and made five tackles (four solo) and one tackle for loss in the season opener vs. Indianapolis (9/11)
- Intercepted Dolphins QB Chad Henne and returned it five yards to the 6-yard line setting up a second quarter touchdown at Miami (9/18)
- Recorded interceptions in consecutive games for the third time in his career when he picked off Drew Brees at New Orleans (9/25)
- Intercepted Ravens QB Joe Flacco in the second quarter and made seven tackles (five solo) at Baltimore (10/16)
- Forced a fumble, made three solo tackles and broke up two passes at Tennessee (10/23)

- Made four solo tackles and broke up a pass vs. Cleveland (11/6)
- Had two solo tackles and a hit on Buccaneers TE Kellen Winslow, which forced the ball out where it was intercepted by LB Brian Cushing at Tampa Bay (11/13)
- Intercepted Jaguars QB Blaine Gabbert in the second quarter and returned it 29 yards at Jacksonville (11/27)
- Inactive for the season finale vs. Tennessee (1/1/12)
- Recorded six solo tackles, including one for loss, while adding an interception and two passes defended in AFC Wild Card Playoff vs. Cincinnati (1/7/12)
- Recorded two solo tackles and three passes defended in AFC Divisional Playoff at Baltimore (1/15/12)

2010 (Cincinnati 12/12):

- Started 12 games and made 53 total tackles
- Ranked second on team in passes defended (11) and interceptions (three)
- Registered four tackles at Cleveland (10/3)
- Intercepted Buccaneers QB Josh Freeman in the second quarter and returned it 11 yards vs. Tampa Bay (10/11)
- Made five tackles and had a pass defended at Indianapolis (11/14), helping hold Colts QB Peyton Manning to a season-low 185 passing yards and no touchdowns
- Three tackles and two interceptions (one for a touchdown) vs. Buffalo (11/21), marking the first multi-interception game of his career

2009 (Cincinnati 16/16, 1/1):

- Tallied 69 total tackles (58 solo), a career-high six interceptions, 20 passes defended, two tackles for loss and one forced fumble in 16 starts
- Intercepted Steelers QB Ben Roethlisberger pass and returned it 30 yards for a touchdown vs. Pittsburgh (9/27)
- Intercepted Browns QB Derek Anderson on the goal line and returned it 32 yards in the third quarter at Cleveland (10/3)
- Intercepted Ravens QB Joe Flacco at the goal line in the first quarter and returned it 21 yards at Baltimore (10/11)
- Had his first forced fumble of the year when he stripped Bears WR Devin Hester, with LB Dhani Jones recovering for Bengals vs. Chicago (10/25)
- Posted a team-high five passes defended vs. Baltimore (11/8), including a third-quarter interception of Ravens QB Joe Flacco on a deep pass
- Had a team-high four passes defended, with five tackles and a forced fumble in a win at Pittsburgh (11/15)
- Had four tackles at Oakland (11/22), plus a diving interception of Raiders QB Bruce Gradkowski in the fourth quarter
- Picked off Chargers QB Philip Rivers at the Bengals 19-yard line in the second quarter and returned it seven yards at San Diego (12/20)
- Five tackles in AFC Wild Card Playoffs vs. N.Y. Jets (1/9/10)

2008 (Cincinnati 8/7):

- Posted 42 total tackles (31 solo), 13 passes defended, one interception, one tackle for loss, one forced fumble and one fumble recovery in eight games played
- Returned a fumble by Ravens RB Ray Rice 65 yards and produced only Bengals touchdown vs. Baltimore (9/7)
- Tied for team lead in total tackles (12) and led in solo tackles (10) and in passes defended (three) vs. Jacksonville (11/2)
- Had his first interception of the year, ending Philadelphia's final scoring threat of the first half when he picked off Eagles QB

TEXANS BIOS

Donovan McNabb and returned it 22 yards (11/26)

2007 (Cincinnati 15/14):

- Tallied 58 total tackles (45 solo), four interceptions and 15 passes defended in 15 games played
- Went 42 yards for a touchdown with his first pro interception (off Jets QB Chad Pennington), and the late fourth-quarter score provided eventual winning points vs. N.Y. Jets (10/21)
- Snagged his second interception vs. Tennessee (11/25), outfighting Titans TE Bo Scaife for a pass in the first quarter, with a four-yard return
- Intercepted a pass for the second straight game at Pittsburgh (12/2), picking off Steelers QB Ben Roethlisberger at the Steelers 24-yard line in the fourth quarter and returning it seven yards
- Helped thwart a comeback bid by picking off Browns QB Derek Anderson at the Bengals 5-yard line in the fourth quarter, with a 23-yard return vs. Cleveland (12/23)

2006 (Cincinnati 16/9):

- Compiled 57 total tackles (45 solo), 20 passes defended, two fumble recoveries and one quarterback hit as a rookie
- Blocked Saints K John Carney's PAT try after Saints' final touchdown in the fourth quarter, the first Bengals' blocked PAT since 1991 at New Orleans (11/16)
- Tied his season high with seven tackles and tied the team's season high with four passes defended vs. Baltimore (11/30)
- Recovered a fumble on the Raiders' first offensive play vs.

Oakland (12/10)

COLLEGE:

- Played two seasons (2004-05) at South Carolina after playing in 2003 at Coffeyville (Kan.) Community College
- Entered NFL Draft after his junior season at South Carolina
- Played only 14 games at South Carolina due to broken foot that limited him to two games in 2004, but still established himself among the elite cornerbacks in the SEC
- Played in 12 games with 11 starts in 2005, when he had four interceptions, including one returned for a touchdown

PERSONAL:

- Donated \$5,000 per interception, \$1,000 for every pass defended and \$250 per tackle during the 2017 season to Habitat for Humanity in Houston for Hurricane Harvey relief
- Established the Johnathan Joseph Foundation to create and support programs that emphasize character development, to promote academic excellence and to support and create initiatives for disadvantaged youth from single-parent homes
- Attended Northwestern High School in Rock Hill, S.C., where he was all-state in football and all-region in track
- Holds an annual football camp at Northwestern High School for youth in his hometown
- Hosts "Operation Backpack" to offer students in Rock Hill, S.C. new backpacks for the upcoming school year annually

JOHNATHAN JOSEPH'S NFL REGULAR SEASON DEFENSIVE STATISTICS

DATE	TEAM	GP	GS	TACKLES								QBH	INTERCEPTIONS					FUMBLES			ST					MISC	
				TK	S	A	TFL	YDS	SK	YDS	NO		YDS	LG	TD	PD	FF	FR	YDS	TK	S	A	FF	FR	S	A	
2006	Bengals	16	9	57	45	12	0	0	0.0	0.0	1	0	0	0	0	20	0	1	0	0	0	0	0	0	1	0	0
2007	Bengals	15	14	58	45	13	0	0	0.0	0.0	0	4	76	42t	1	15	0	0	0	4	4	0	0	0	0	0	0
2008	Bengals	8	7	42	31	11	1	0	0.0	0.0	0	1	22	22	0	13	1	1	65	0	0	0	0	0	0	0	0
2009	Bengals	16	16	69	58	11	2	0	0.0	0.0	0	6	92	32	1	20	1	0	0	1	1	0	0	0	0	0	0
2010	Bengals	12	12	42	37	5	2	0	0.0	0.0	0	3	38	21t	1	8	0	0	0	0	0	0	0	0	0	0	0
2011	Texans	15	15	44	40	4	2	0	0.0	0.0	0	4	40	29	0	15	1	0	0	0	0	0	0	0	0	0	0
2012	Texans	14	14	57	52	5	0	0	0.0	0.0	0	2	88	52t	1	10	0	0	0	0	0	0	0	0	0	0	0
2013	Texans	15	15	47	44	3	1	4	0.0	0.0	1	3	64	32	0	16	0	0	0	0	0	0	0	0	0	0	0
2014	Texans	16	16	75	70	5	1	2	0.0	0.0	0	2	85	60t	1	11	2	2	73	0	0	0	0	0	0	0	0
2015	Texans	16	16	58	48	10	1	2	0.0	0.0	0	1	2	2	0	22	1	1	0	0	0	0	0	0	0	0	0
2016	Texans	13	11	45	38	7	0	0	0.0	0.0	0	0	0	0	0	9	1	0	0	0	0	0	0	0	0	0	0
2017	Texans	16	16	47	37	10	2	6	0.0	0.0	0	2	85	82t	1	9	0	0	0	0	0	0	0	0	0	0	0
2018	Texans	14	14	58	49	9	1	3	0.0	0.0	0	2	46	28t	1	13	0	0	0	0	0	0	0	0	0	0	0
NFL TOTALS		186	175	699	594	105	13	17	0.0	0.0	2	30	638	82t	7	181	7	5	138	5	5	0	0	1	0	0	0

JOHNATHAN JOSEPH'S NFL POSTSEASON DEFENSIVE STATISTICS

DATE	TEAM	GP	GS	TK	TACKLES							INTERCEPTIONS					FUMBLES			ST					MISC	
					S	A	TFL	YDS	SK	YDS	QBH	NO	YDS	LG	TD	PD	FF	FR	YDS	TK	S	A	FF	FR	S	A
2009	Bengals	1	1	5	3	2	0	0	0.0	0.0	0	0	0	0	0	0	0	0	0	0	0	0	0	0	0	0
2011	Texans	2	2	8	8	0	1	0	0.0	0.0	0	1	-1	0	0	5	0	0	0	0	0	0	0	0	0	0
2012	Texans	2	2	10	8	2	0	0	0.0	0.0	0	1	14	14	0	2	0	0	0	0	0	0	0	0	0	0
2015	Texans	1	1	2	1	1	0	0	0.0	0.0	0	0	0	0	0	0	0	0	0	0	0	0	0	0	0	0
2016	Texans	2	2	14	14	0	0	0	0.0	0.0	0	0	0	0	0	3	0	0	0	0	0	0	0	0	0	0
2018	Texans	1	1	6	4	2	0	0	0.0	0.0	0	0	0	0	0	0	0	0	0	0	0	0	0	0	0	0
NFL TOTALS		9	9	45	38	7	1	0	0.0	0.0	0	2	13	14	0	10	0	0	0	0	0	0	0	0	0	0

TEXANS BIOS

SINGLE-GAME HIGHS: DEFENSIVE

Total Tackles	15 vs. Jacksonville Jaguars, Nov 02, 2008	Interceptions	2 vs. Cleveland Browns, Oct 15, 2017
Passes Defensed	5 vs. Tampa Bay Buccaneers, Sep 27, 2015 ...1 more at 5.	Interception Return Yards	85 vs. Cleveland Browns, Oct 15, 2017
Forced Fumbles	2 at Oakland Raiders, Sep 14, 2014	Special Teams Tackles	3 vs. St. Louis Rams, Dec 09, 2007
Fumble Recoveries	1 at Miami Dolphins, Oct 25, 2015 ...4 more at 1.	Special Teams Fumble Recoveries	1 vs. San Diego Chargers, Nov 12, 2006
Tackles For Loss	1 vs. Tennessee Titans, Nov 26, 2018 ...12 more at 1.		

SINGLE-GAME HIGHS - POSTSEASON: DEFENSIVE

Total Tackles	10 vs. Oakland Raiders, Jan 07, 2017	Interceptions	1 vs. Cincinnati Bengals, Jan 05, 2013
Passes Defensed	3 vs. Oakland Raiders, Jan 07, 2017 ...1 more at 3.	Interception Return Yards	14 vs. Cincinnati Bengals, Jan 05, 2013
Tackles For Loss	1 vs. Cincinnati Bengals, Jan 07, 2012		

2018 GAME-BY-GAME REGULAR SEASON STATISTICS (TEXANS)

2018 GAME BY GAME REGULAR SEASON STATISTICS (TEXAS)																														
				TACKLES							INTERCEPTIONS					FUMBLES				ST					MISC					
W	DATE	OPPONENT		TK	S	A	SK	YDS	TFL	YDS	QBH	NO	YDS	LG	TD	PD	FF	FR	YDS	TK	S	A	FF	FR	S	A	W/L	SCORE		
01	09/09	at Patriots	S	7	6	1	0.0	0.0	0	0	0	0	0	0	0	1	0	0	0	0	0	0	0	0	0	0	0	L	20-27	
02	09/16	at Titans	S	2	1	1	0.0	0.0	0	0	0	0	0	0	0	0	0	0	0	0	0	0	0	0	0	0	L	17-20		
03	09/23	Giants	S	2	2	0	0.0	0.0	0	0	0	0	0	0	0	0	0	0	0	0	0	0	0	0	0	0	L	22-27		
04	09/30	at Colts	S	8	7	1	0.0	0.0	0	0	0	0	0	0	0	1	0	0	0	0	0	0	0	0	0	0	W	37-34+		
05	10/07	Cowboys	S	2	0	2	0.0	0.0	0	0	0	0	0	0	0	3	0	0	0	0	0	0	0	0	0	0	W	19-16+		
06	10/14	Bills	S	6	5	1	0.0	0.0	0	0	0	1	28	28	1	2	0	0	0	0	0	0	0	0	0	0	W	20-13		
07	10/21	at Jaguars	S	7	7	0	0.0	0.0	0	0	0	0	0	0	0	1	0	0	0	0	0	0	0	0	0	0	W	20-7		
08	10/25	Dolphins	S	0	0	0	0.0	0.0	0	0	0	0	0	0	0	0	0	0	0	0	0	0	0	0	0	0	W	42-23		
09	11/04	at Broncos		INACTIVE																									W	19-17
11	11/18	at Redskins	S	5	5	0	0.0	0.0	0	0	0	0	0	0	0	1	0	0	0	0	0	0	0	0	0	0	W	23-21		
12	11/26	Titans	S	5	4	1	0.0	0.0	1	3	0	0	0	0	0	0	0	0	0	0	0	0	0	0	0	0	W	34-17		
13	12/02	Browns	S	1	1	0	0.0	0.0	0	0	0	1	18	18	0	1	0	0	0	0	0	0	0	0	0	0	W	29-13		
14	12/09	Colts	S	2	2	0	0.0	0.0	0	0	0	0	0	0	0	1	0	0	0	0	0	0	0	0	0	0	L	21-24		
15	12/15	at Jets	S	9	7	2	0.0	0.0	0	0	0	0	0	0	0	1	0	0	0	0	0	0	0	0	0	0	W	29-22		
16	12/23	at Eagles	S	2	2	0	0.0	0.0	0	0	0	0	0	0	0	1	0	0	0	0	0	0	0	0	0	0	L	30-32		
17	12/30	Jaguars		INACTIVE																									W	20-3
2018 TOTALS			14-14	58	49	9	0.0	0.0	1	3	0	2	46	28t	1	13	0	0	0	0	0	0	0	0	0	0	11-5			

+ - Overtime

2018 GAME-BY-GAME POSTSEASON STATISTICS (TEXANS)

W	DATE	OPPONENT	S	TACKLES							INTERCEPTIONS					FUMBLES			ST					MISC			W/L	SCORE
				TK	S	A	SK	YDS	TFL	YDS	QBH	NO	YDS	LG	TD	PD	FF	FR	YDS	TK	S	A	FF	FR	S	A		
01	01/05	Colts	S	6	4	2	0.0	0.0	0	0	0	0	0	0	0	0	0	0	0	0	0	0	0	0	0	0	L	7-21
2018 TOTALS				1-1	6	4	2	0.0	0.0	0	0	0	0	0	0	0	0	0	0	0	0	0	0	0	0	0	0-1	



PETER KALAMBAYI

INSIDE LINEBACKER

6-3 | 254 | STANFORD

HOMETOWN: MATTHEWS, N.C. | AGE: 23

2ND NFL SEASON | 2ND WITH TEXANS | ACQUIRED: D6C-'18

2018 GP/GS (POST): 15/0 (1/0) | CAREER GP/GS (POST): 15/0 (1/0)

TEAMS: HOU '18



58

TRANSACTIONS: Selected by the Houston Texans with the 40th pick of the sixth round (214th overall) in the 2018 NFL Draft.

2018 (Houston 15/0; 1/0):

- ✦ Finished with five total tackles on defense (four solo) and eight special teams tackles in 15 regular season games as a rookie
- ✦ Recorded one special teams tackle on kickoff coverage in his NFL debut when he brought down Patriots WR Cordarrelle Patterson at the 18-yard line at New England (9/9)
- ✦ Contributed on special teams at Tennessee (9/16)
- ✦ Inactive Week 3 vs. the N.Y. Giants (9/23)
- ✦ Notched one special teams tackle when he downed Colts WR Zach Pascal on the 15-yard line at Indianapolis (9/30)
- ✦ Contributed on defense and special teams vs. Dallas (10/7)
- ✦ Recorded one special teams tackle vs. Buffalo (10/14)
- ✦ Contributed on special teams at Jacksonville (10/21)
- ✦ Recorded three total tackles and a career-high two special teams tackles vs. Miami (10/25). Leads the Texans with five special teams tackles on the season
- ✦ Contributed on special teams at Denver (11/4)
- ✦ Appeared on special teams at Washington (11/18)
- ✦ Tallied two total tackles (one solo) and one special teams tackle vs. Tennessee (11/26)
- ✦ Recorded one special teams tackle vs. Cleveland (12/2)
- ✦ Registered one special teams tackle vs. Indianapolis (12/9)
- ✦ Contributed on special teams at the N.Y. Jets (12/15)
- ✦ Appeared on special teams at Philadelphia (12/23)
- ✦ Contributed on special teams vs. Jacksonville (12/30)
- ✦ Tallied one special teams tackle in his postseason debut in the Wild Card Round vs. Indianapolis (1/5)

CAREER AT STANFORD:

- ✦ Played four seasons (2014-17) at Stanford (Calif.) University after redshirting the 2013 campaign
- ✦ Compiled 190 total tackles (111 solo), 18.5 sacks, 28 tackles for loss, eight pass breakups, two forced fumbles and an interception in 54 career games played

2017 (Stanford):

- ✦ Elected team captain by teammates for a second straight year
- ✦ Pac-12 All-Academic honorable mention
- ✦ National Football Foundation and College Hall of Fame Hampshire Honor Society
- ✦ Butkus Award watch list
- ✦ Compiled 61 total tackles (31 solo), 7.0 tackles for loss, 4.0 sacks, one pass breakup in 14 games played

- ✦ Team-high five solo tackles, 1.0 sack and one pass defended vs. Rice (8/26)
- ✦ Recorded 10 tackles (five solo), 1.0 sack and 1.5 tackles for loss vs. Notre Dame (11/25)

2016 (Stanford):

- ✦ Elected team captain by teammates
- ✦ Butkus Award watch list
- ✦ Phil Steele All-Pac-12 preseason first team
- ✦ Athlon All-Pac-12 preseason second team
- ✦ Started all 13 games played
- ✦ Recorded 45 tackles (29 solo), 6.0 tackles for loss, 3.5 sacks, two passes defended
- ✦ Compiled six total tackles (3.0 tackles for loss), 2.5 sacks vs. Kansas State (9/2)
- ✦ Amassed a team-high seven tackles (four solo), one tackle for loss and one pass defended at Cal (11/19)

2015 (Stanford):

- ✦ Pac-12 All-Academic honorable mention
- ✦ Butkus Award watch list
- ✦ Phil Steele All-Pac-12 preseason third team
- ✦ Athlon All-Pac-12 preseason second team
- ✦ Recorded 52 tackles (5.5 tackles for loss), 4.5 sacks and three passes defended in 14 games played
- ✦ Compiled 12 tackles at Northwestern (9/5) in first career start

2014 (Stanford):

- ✦ Earned Pac-12 Defensive Player of the Week (9/29)
- ✦ Recorded 32 tackles (19 solo), 9.5 tackles for loss and 6.5 sacks in 13 games played
- ✦ Had one tackle, one interception in career debut vs. UC Davis (8/30)
- ✦ Compiled six tackles (five solo), 3.0 sacks at Washington (9/27) becoming the first Cardinal with 3.0 sacks in single game since Shayne Skov in the 2011 Orange Bowl

2013 (Stanford):

- ✦ Redshirted

PERSONAL:

- ✦ Full name is Peter Mukeba Kalambayi
- ✦ Son of Liselle Kalambayi
- ✦ Attended Butler (N.C.) and played football under head coach Brian Hales

TEXANS BIOS

- 2012 PrepStar All-American and Dream Team selection
- 2012 USA Today first team All-American
- Selected to 2013 U.S. Army All-American Bowl
- Finalist for 2012 High School Butkus Award
- Two-time AP first-team all-state
- 2012 Charlotte Observer Defensive Player of the Year
- Earned four varsity football letters
- Led team to undefeated seasons and 4AA state titles in 2009, 2011 and 2012
- 101 tackles (13 for loss), 7.0 sacks, three forced fumbles, three

- fumble recoveries, one pick in 2012
- Lettered in basketball and track and field
- Averaged 13 rebounds per game as a center on the basketball team
- All-conference in the 4x100m, shot put and discus
- All-state in shot put with a personal-best 53.5
- Born in Raleigh, N.C.
- Uncle, Khari Joseph, played football at Brown
- One younger sister, Andrea
- Family is from Trinidad and Tobago

SINGLE-GAME HIGHS: DEFENSIVE

Total Tackles 3 vs. Miami Dolphins, Oct 25, 2018

Special Teams Tackles

2 vs. Miami Dolphins, Oct 25, 2018


2018 GAME-BY-GAME REGULAR SEASON STATISTICS (TEXANS)

2018 GAME BY GAME REGULAR SEASON STATISTICS (TEXANS)																														
				TACKLES							INTERCEPTIONS							FUMBLES				ST					MISC			
W	DATE	OPPONENT		TK	S	A	SK	YDS	TFL	YDS	QBH	NO	YDS	LG	TD	PD	FF	FR	YDS	TK	S	A	FF	FR	S	A	W/L	SCORE		
01	09/09	at Patriots	P	0	0	0	0.0	0.0	0	0	0	0	0	0	0	0	0	0	0	1	1	0	0	0	0	0	L	20-27		
02	09/16	at Titans	P	0	0	0	0.0	0.0	0	0	0	0	0	0	0	0	0	0	0	0	0	0	0	0	0	L	17-20			
03	09/23	Giants		INACTIVE																								L	22-27	
04	09/30	at Colts	P	0	0	0	0.0	0.0	0	0	0	0	0	0	0	0	0	0	0	1	1	0	0	0	0	0	W	37-34+		
05	10/07	Cowboys	P	0	0	0	0.0	0.0	0	0	0	0	0	0	0	0	0	0	0	0	0	0	0	0	0	0	W	19-16+		
06	10/14	Bills	P	0	0	0	0.0	0.0	0	0	0	0	0	0	0	0	0	0	0	1	1	0	0	0	0	0	W	20-13		
07	10/21	at Jaguars	P	0	0	0	0.0	0.0	0	0	0	0	0	0	0	0	0	0	0	0	0	0	0	0	0	0	W	20-7		
08	10/25	Dolphins	P	3	0	3	0.0	0.0	0	0	0	0	0	0	0	0	0	0	0	2	1	1	0	0	0	0	W	42-23		
09	11/04	at Broncos	P	0	0	0	0.0	0.0	0	0	0	0	0	0	0	0	0	0	0	0	0	0	0	0	0	0	W	19-17		
11	11/18	at Redskins	P	0	0	0	0.0	0.0	0	0	0	0	0	0	0	0	0	0	0	0	0	0	0	0	0	0	W	23-21		
12	11/26	Titans	P	2	1	1	0.0	0.0	0	0	0	0	0	0	0	0	0	0	0	1	1	0	0	0	0	0	W	34-17		
13	12/02	Browns	P	0	0	0	0.0	0.0	0	0	0	0	0	0	0	0	0	0	0	1	0	1	0	0	0	0	W	29-13		
14	12/09	Colts	P	0	0	0	0.0	0.0	0	0	0	0	0	0	0	0	0	0	0	1	1	0	0	0	0	0	L	21-24		
15	12/15	at Jets	P	0	0	0	0.0	0.0	0	0	0	0	0	0	0	0	0	0	0	0	0	0	0	0	0	0	W	29-22		
16	12/23	at Eagles	P	0	0	0	0.0	0.0	0	0	0	0	0	0	0	0	0	0	0	0	0	0	0	0	0	0	L	30-32		
17	12/30	Jaguars	P	0	0	0	0.0	0.0	0	0	0	0	0	0	0	0	0	0	0	0	0	0	0	0	0	0	W	20-3		
2018 TOTALS			15-0	5	1	4	0.0	0.0	0	0	0	0	0	0	0	0	0	0	0	8	6	2	0	0	0	0	11-5			

+ - Overtime

2018 GAME-BY-GAME POSTSEASON STATISTICS (TEXANS)

2018 GAME BY GAME PERFORMANCE STATISTICS (YEAR)																														
				TACKLES							INTERCEPTIONS							FUMBLES			ST					MISC				
W	DATE	OPPONENT		TK	S	A	SK	YDS	TFL	YDS	QBH	NO	YDS	LG	TD	PD	FF	FR	YDS	TK	S	A	FF	FR	S	A	W/L	SCORE		
01	01/05	Colts	P	0	0	0	0.0	0.0	0	0	0	0	0	0	0	0	0	0	0	1	1	0	0	0	0	0	0	L	7-21	
2018 TOTALS				1-0	0	0	0	0.0	0.0	0	0	0	0	0	0	0	0	0	0	0	1	1	0	0	0	0	0	0	0-1	



SENI0 KELEMETE

GUARD

6-3 | 301 | WASHINGTON

HOMETOWN: SEATTLE, WASH. | AGE: 29

7TH NFL SEASON | 2ND WITH TEXANS | ACQUIRED: UFA-'18 (NO)

2018 GP/GS (POST): 15/14 (1/1) | CAREER GP/GS (POST): 73/36 (3/1)

TEAMS: ARI '12; NO '14-17; HOU '18



64

TRANSACTIONS: Selected by the Arizona Cardinals with the 16th pick in the fifth round (151st overall) of the 2012 NFL Draft...Waived by the Cardinals on Aug. 30, 2013...Signed to the New Orleans Saints practice squad on Sept. 2, 2013...Released from the Saints practice squad on Sept. 24, 2013...Signed to the Saints practice squad on Sept. 26, 2013...Signed by the Saints on Jan. 14, 2014...Re-signed with the Saints on March 10, 2016...Signed by the Houston Texans as an unrestricted free agent on March 15, 2018.

2018 (Houston 15/14; 1/1):

- Started 15 games at left guard in his first season with the Texans
- Started at left guard in his Texans debut at New England (9/9) and helped post the second-highest team rushing total (167) in a season opener in franchise history
- Started at left guard and helped record a second-consecutive game with more than 140 team rushing yards at Tennessee (9/16)
- Started at left guard and helped the Texans post 466 yards of total offense at Indianapolis (9/30)
- Started at left guard and helped the Texans offense record 462 yards of total offense vs. Dallas (10/7)
- Started at left guard and recorded his first career fumble recovery vs. Buffalo (10/14)
- Helped the Texans rush for 141 yards and started at left guard at Jacksonville (10/21)
- Started at left guard and helped rush for a season-high 188 yards vs. Miami (10/25)
- Started at left guard and helped the Texans rush for 139 yards at Washington (11/18)
- Led the way for a franchise-record 281 yards rushing vs. Tennessee (11/26)
- Started at left guard in the Wild Card Round vs. Indianapolis (1/5)

2017 (New Orleans 16/8; 2/0):

- Appeared in all 16 games, starting at three different spots on the offensive line
- Was part of an offensive unit that ranked second in the NFL in yards per game, fifth in rushing yards per game and fifth in passing yards per game
- Started at left guard vs. New England (9/17) in Week 2
- Started at right tackle at Carolina (9/24) in Week 3
- Started at right guard vs. Chicago (10/29) in Week 8 and vs. Tampa Bay (11/5) in Week 9
- Played 47 snaps at guard vs. Carolina in the NFC Wild Card Playoff (1/7/18)
- Played every offensive snap in the NFC Divisional Playoff

(1/14/18)

2016 (New Orleans 15/9):

- Played in 15 games, starting nine at left guard and left tackle to help pave the way for the NFL's No. 1 offense
- Played at right guard and also on special teams, blocking for an offense that gained 507 total net yards in the season opener vs. Oakland (9/11) in Week 1
- Started at left guard and blocked for an offense that gained 523 total net yards vs. Carolina (10/16) in Week 6
- Started at left guard, blocking for an offense that gained 463 total net yards at Kansas City (10/23) in Week 7

2015 (New Orleans 16/5):

- Appeared in all 16 games (five starts) for the first time in his career
- Made first career start at Carolina (9/27) in Week 3, filling in for Jahri Evans
- Made second consecutive start at right guard vs. Dallas (10/4) and blocked for an offense that gained 438 total net yards
- Started at left guard vs. Atlanta (10/15) in Week 6, blocking for an offense that gained 385 total net yards
- Did not surrender a sack in his first career NFL start at left tackle at Atlanta (1/3/16) and was part of an offensive line that gained 323 net yards passing

2014 (New Orleans 10/0):

- Appeared in 10 games, contributing primarily on special teams

2013 (New Orleans 0/0):

- Spent the majority of the season as a member of the Saints practice squad

2012 (Arizona 1/0):

- Inactive Weeks 1-15
- Made NFL debut as a reserve at right guard at San Francisco (12/30) in Week 17. Recorded first career reception off a deflected pass and gained 10 yards in the second quarter

COLLEGE:

- Played four seasons (2008-11) at the University of Washington in Seattle, Wash.
- Saw action in 46 games and made 41 starts in his career with the Huskies
- Elected team captain as a junior and senior
- Started 26 consecutive games at left tackle from 2010-11

TEXANS BIOS

- ✎ Named second-team All-Pac 12 as a senior
- ✎ Started 11 of 12 games at right guard as a sophomore in 2009
- ✎ Appeared in eight games (four starts) as a defensive tackle as a freshman
- ✎ Was only one of nine true freshmen to start a game for the Huskies in 2008

- ✎ Led Evergreen High School to a 9-2 record as a senior in 2007
- ✎ Honored as the Seamount League's Lineman of the Year on both offense and defense as a senior
- ✎ Named to the 3A all-state first team by the Associated Press and to the *Seattle Times* All-State team
- ✎ Was also a wrestler and discus thrower at Evergreen High School
- ✎ Won the Seamount League discus title in 2007
- ✎ Participated in the state wrestling tournament as a junior in 2006

PERSONAL:

SENIO KELEMETE'S NFL REGULAR SEASON STATISTICS

DATE	TEAM	GP	GS
2012	Cardinals	1	0
2014	Saints	10	0
2015	Saints	16	5
2016	Saints	15	9
2017	Saints	16	8
2018	Texans	15	14
NFL TOTALS		73	36

SENIO KELEMETE'S NFL POSTSEASON STATISTICS

DATE	TEAM	GP	GS
2017	Saints	2	0
2018	Texans	1	1
NFL TOTALS		3	1

2018 GAME-BY-GAME REGULAR SEASON STATISTICS (TEXANS)

W	DATE	OPPONENT	P/S	W/L	SCORE
01	09/09	at Patriots	S	L	20-27
02	09/16	at Titans	S	L	17-20
03	09/23	Giants		L	22-27
04	09/30	at Colts	S	W	37-34+
05	10/07	Cowboys	S	W	19-16+
06	10/14	Bills	S	W	20-13
07	10/21	at Jaguars	S	W	20-7
08	10/25	Dolphins	S	W	42-23
09	11/04	at Broncos	S	W	19-17
11	11/18	at Redskins	S	W	23-21
12	11/26	Titans	S	W	34-17
13	12/02	Browns	S	W	29-13
14	12/09	Colts	S	L	21-24
15	12/15	at Jets	S	W	29-22
16	12/23	at Eagles	P	L	30-32
17	12/30	Jaguars	S	W	20-3
2018 TOTALS		15-14		11-5	

+ - Overtime

2018 GAME-BY-GAME POSTSEASON STATISTICS (TEXANS)

W	DATE	OPPONENT	P/S	W/L	SCORE
01	01/05	Colts	S	L	7-21
2018 TOTALS		1-1		0-1	



GREG MANCZ

CENTER/GUARD

6-4 | 302 | TOLEDO

HOMETOWN: CINCINNATI, OHIO | AGE: 27

5TH NFL SEASON | 5TH WITH TEXANS | ACQUIRED: CFA-'15

2018 GP/GS (POST): 16/4 (1/0) | CAREER GP/GS (POST): 45/27 (3/2)

TEAMS: HOU '15-18



65

TRANSACTIONS: Signed by the Houston Texans as a college free agent on May 8, 2015...Re-signed with the Texans on March 14, 2018...Signed a contract extension with the Texans on Aug. 30, 2018.

2018 (Houston 16/4; 1/0):

- ✦ Appeared in all 16 games (four starts) for the second time in his career
- ✦ Contributed as a reserve offensive lineman and appeared on special teams at New England (9/9)
- ✦ Played on special teams at Tennessee (9/16)
- ✦ Started at left guard vs. the N.Y. Giants (9/23)
- ✦ Contributed on offense and special teams and helped the Texans post 466 yards of total offense at Indianapolis (9/30)
- ✦ Appeared on special teams vs. Dallas (10/7)
- ✦ Contributed on special teams vs. Buffalo (10/14)
- ✦ Started at right guard and helped the Texans rush for 141 yards at Jacksonville (10/21)
- ✦ Helped the Texans record a season-high 188 yards rushing vs. Miami (10/25)
- ✦ Contributed on special teams and offense as a reserve offensive lineman at Denver (11/4)
- ✦ Appeared as a reserve offensive lineman and helped rush for 139 yards at Washington (11/18)
- ✦ Contributed on offense and special teams vs. Tennessee (11/26)
- ✦ Served as a reserve offensive lineman and contributed on special teams vs. Cleveland (12/2)
- ✦ Started at right guard vs. Indianapolis (12/9)
- ✦ Contributed on special teams at the N.Y. Jets (12/15)
- ✦ Appeared on special teams at Philadelphia (12/23)
- ✦ Contributed on special teams vs. Jacksonville (12/30)
- ✦ Contributed on special teams in the Wild Card Round vs. Indianapolis (1/5)

2017 (Houston 10/7):

- ✦ Appeared in 10 games with five starts at guard and two at center
- ✦ Played at guard in the season opener vs. Jacksonville (9/10)
- ✦ Started at right guard at Cincinnati and led a Texans ground attack that put together a 168-yard rushing performance (9/14)
- ✦ Paved the way for a 125-yard rushing performance with a 300-yard passer at New England (9/24)
- ✦ Played on offense and special teams, helping lead the offense to 500-plus yards of total offense and 38 points at Seattle (10/29)
- ✦ Started at right guard and helped pave the way for 384 yards of total offense at Tennessee (12/3)
- ✦ Started his second consecutive game at right guard vs. San Francisco (12/10)

- ✦ Made his first start at center of the season and led the way for a season-best 176 rushing yards vs. Pittsburgh (12/25)

2016 (Houston 16/16, 2/2):

- ✦ Started at center in all 16 regular season games and both postseason contests, making him the only Texans lineman to start every game of the year
- ✦ Made his first career start in the season opener and helped pave the way for RB Lamar Miller's 106-yard rushing performance vs. Chicago (9/11)
- ✦ Helped block for 100-yard rushing performances by RB Lamar Miller vs. Chicago (9/11) in Week 1, vs. Indianapolis (10/16) in Week 6 and at Oakland (11/21) in Week 11
- ✦ Contributed to a Texans ground attack that put together a season-high 181 rushing yards at Jacksonville (11/13) in Week 10
- ✦ Helped RB Lamar Miller rush for 107 yards and a touchdown at Indianapolis (12/11) in Week 14

2015 (Houston 3/0, 0/0):

- ✦ Played in three regular season games in his rookie season
- ✦ Made his NFL debut in the season opener vs. Kansas City (9/13)
- ✦ Came in to play left guard at Carolina (9/20)
- ✦ Played in his final game of the season in Week 3 vs. Tampa Bay (9/27)
- ✦ Inactive in Weeks 4-8
- ✦ Placed on the Reserve/Injured list on Nov. 3

COLLEGE:

- ✦ Played four seasons (2011-14) at the University of Toledo (Ohio)
- ✦ Named second-team All-America by the Football Writers Association of America (FWAA)
- ✦ Only player from Mid-American Conference to make the FWAA All-American team
- ✦ First Rocket to earn All-American honors since Eric Page was named honorable mention by Sports Illustrated in 2011
- ✦ First Toledo offensive lineman to make either first- or second-team All-America on one of the five major All-America teams since Dan Bukovich made the Associated Press first-team in 1938
- ✦ Won the Vern Smith Leadership Award, given annually to the best player in the Mid-American Conference
- ✦ First offensive lineman to win the award in its 33-year history
- ✦ First-team All-MAC selection and leader of offensive line that powered Rocket offense that ranks No. 1 in MAC in scoring, total offense and rushing offense in 2014

TEXANS BIOS

- ✦ Maintained a string of 47 consecutive starts
- ✦ One of 12 finalists nationally for the Wuerffel Trophy (community service)
- ✦ Also a candidate for the Rimington Trophy (center), Rotary Lombardo Award (lineman), Campbell Trophy (academics) and All State Good Works Award (community service)

PERSONAL:

- ✦ Parents are Mary Beth Fehring and the late Brian Mancz

- ✦ Toledo Student-Athlete Advisory Council (SAAC) president in 2013-14
- ✦ Member of the Toledo Football Team Leadership Council that organizes volunteer community service activities 2010-14
- ✦ Member of the Toledo Football Leadership Board that makes all team decisions on discipline and practice adjustments 2012-14
- ✦ Vice President for Athletes in Action at Toledo for 2013-14
- ✦ Board for Fellowship of Christian Athletes 2013-14
- ✦ Graduated with a degree in finance

GREG MANCZ'S NFL REGULAR SEASON STATISTICS

DATE TEAM GP GS

2015	Texans	3	0
2016	Texans	16	16
2017	Texans	10	7
2018	Texans	16	4

NFL TOTALS 45 27

GREG MANCZ'S NFL POSTSEASON STATISTICS

DATE TEAM GP GS

2016	Texans	2	2
2018	Texans	1	0

NFL TOTALS 3 2

2018 GAME-BY-GAME REGULAR SEASON STATISTICS (TEXANS)

W	DATE	OPPONENT	P/S	W/L	SCORE
01	09/09	at Patriots	P	L	20-27
02	09/16	at Titans	P	L	17-20
03	09/23	Giants	S	L	22-27
04	09/30	at Colts	P	W	37-34+
05	10/07	Cowboys	P	W	19-16+
06	10/14	Bills	P	W	20-13
07	10/21	at Jaguars	S	W	20-7
08	10/25	Dolphins	S	W	42-23
09	11/04	at Broncos	P	W	19-17
11	11/18	at Redskins	P	W	23-21
12	11/26	Titans	P	W	34-17
13	12/02	Browns	P	W	29-13
14	12/09	Colts	S	L	21-24
15	12/15	at Jets	P	W	29-22
16	12/23	at Eagles	P	L	30-32
17	12/30	Jaguars	P	W	20-3
2018 TOTALS		16-4		11-5	

+ - Overtime

2018 GAME-BY-GAME POSTSEASON STATISTICS (TEXANS)

W	DATE	OPPONENT	P/S	W/L	SCORE
01	01/05	Colts	P	L	7-21
2018 TOTALS		1-0		0-1	



JACOB MARTIN

OUTSIDE LINEBACKER

6-2 | 242 | TEMPLE

HOMETOWN: AURORA, COLO. | AGE: 23

2ND NFL SEASON | 2ND WITH TEXANS | ACQUIRED: T-'19 (SEA)

CAREER GP/GS (POST): 16/0 (1/0)

TEAMS: SEA '18; HOU '19



54

TRANSACTIONS: Selected by the Seattle Seahawks in the sixth round (186th overall) of the 2018 NFL Draft...Traded to the Houston Texans on Aug. 31, 2019.

2018 (Seattle 16/0; 1/0):

- Played in all 16 games for the Seahawks as a reserve linebacker and finished his rookie season with six tackles (five solo), two tackles for loss, 3.0 sacks, eight quarterback hits, two forced fumbles and a fumble recovery. Added four tackles on special teams
- His 3.0 sacks on the season tied for third on the team and his eight quarterback hits tied for fourth
- Saw action in the Wild Card Round vs. Dallas (1/5/19) and recorded three tackles on defense and one tackle on special teams
- Recorded his second strip-sack of the season in the final game vs. Arizona (12/30), bringing down QB Josh Rosen and forcing a fumble that led to a Seahawks touchdown on the ensuing drive. Also added two tackles in the contest
- Posted his first-career strip-sack vs. Minnesota (12/10), bringing down QB Kirk Cousins in the fourth quarter and forcing a fumble that was recovered in the end zone by the Seahawks for a

touchdown

- Notched the first sack of his career vs. Green Bay (11/15), bringing down QB Aaron Rodgers for a loss of five yards
- Recorded his first-career fumble recovery vs. Oakland (10/14), scooping up the ball lost by QB Derek Carr after a sack

COLLEGE:

- Played four seasons (2014-17) at Temple University in Philadelphia and played in 50 games (15 starts) over his career with the Owls
- Racked up 80 tackles (42 solo), 17.5 tackles for loss, 11.5 sacks, two passes defended, two forced fumbles, and four fumble recoveries (one returned for a touchdown) over his collegiate career
- Selected second-team All-American Athletic Conference as a senior

PERSONAL:

- Attended Cherokee Trail (Colo.) High School, where he posted 44 tackles, eight tackles for loss and 5.5 sacks as a senior
- His brother, Josh Martin, is a seventh-year pro and currently plays for the New Orleans Saints

JACOB MARTIN'S NFL REGULAR SEASON DEFENSIVE STATISTICS

DATE TEAM	GP	GS	TACKLES								QBH	INTERCEPTIONS					FUMBLES			ST					MISC	
			TK	S	A	TFL	YDS	SK	YDS	NO		YDS	LG	TD	PD	FF	FR	YDS	TK	S	A	FF	FR	S	A	
2018 Seahawks	16	0	6	5	1	2	6	3.0	12.0	8	0	0	0	0	0	2	1	0	4	3	1	0	0	0	0	
NFL TOTALS	16	0	6	5	1	2	6	3.0	12.0	8	0	0	0	0	0	2	1	0	4	3	1	0	0	0	0	

JACOB MARTIN'S NFL POSTSEASON DEFENSIVE STATISTICS

DATE TEAM	GP	GS	TACKLES								QBH	INTERCEPTIONS					FUMBLES			ST					MISC	
			TK	S	A	TFL	YDS	SK	YDS	NO		YDS	LG	TD	PD	FF	FR	YDS	TK	S	A	FF	FR	S	A	
2018 Seahawks	1	0	3	1	2	0	0	0.0	0.0	0	0	0	0	0	0	0	0	0	0	1	1	0	0	0	0	0
NFL TOTALS	1	0	3	1	2	0	0	0.0	0.0	0	0	0	0	0	0	0	0	0	0	1	1	0	0	0	0	0

SINGLE-GAME HIGHS: DEFENSIVE

Total Tackles 2 vs. Arizona Cardinals, Dec 30, 2018
Sacks 1.0 vs. Arizona Cardinals, Dec 30, 2018
 ...2 more at 1.0.
Forced Fumbles 1 vs. Arizona Cardinals, Dec 30, 2018
 ...1 more at 1.

Fumble Recoveries
Tackles For Loss
Special Teams Tackles

1 at Oakland Raiders, Oct 14, 2018
 1 vs. Green Bay Packers, Nov 15, 2018
 ...1 more at 1.
 1 at San Francisco 49ers, Dec 16, 2018
 ...3 more at 1.

TEXANS BIOS

SINGLE-GAME HIGHS - POSTSEASON: DEFENSIVE

Total Tackles 3 at Dallas Cowboys, Jan 05, 2019

Special Teams Tackles

1 at Dallas Cowboys, Jan 05, 2019

2018 GAME-BY-GAME REGULAR SEASON STATISTICS (SEAHAWKS)

2018 SEASON BY GAME RECORD (SEASON STATISTICS) (CONTINUED)																																
				TACKLES								INTERCEPTIONS						FUMBLES						ST					MISC			
W	DATE	OPPONENT	P	TK	S	A	SK	YDS	TFL	YDS	QBH	NO	YDS	LG	TD	PD	FF	FR	YDS	TK	S	A	FF	FR	S	A	W/L	SCORE				
01	09/09	at Broncos	P	0	0	0	0.0	0.0	0	0	0	0	0	0	0	0	0	0	0	0	0	0	0	0	0	0	0	L	24-27			
02	09/17	at Bears	P	0	0	0	0.0	0.0	0	0	0	0	0	0	0	0	0	0	0	0	0	0	0	0	0	0	0	L	17-24			
03	09/23	Cowboys	P	0	0	0	0.0	0.0	0	0	0	0	0	0	0	0	0	0	0	0	0	0	0	0	0	0	0	W	24-13			
04	09/30	at Cardinals	P	1	1	0	0.0	0.0	1	1	0	0	0	0	0	0	0	0	0	0	0	0	0	0	0	0	0	W	20-17			
05	10/07	Rams	P	0	0	0	0.0	0.0	0	0	0	0	0	0	0	0	0	0	0	0	1	1	0	0	0	0	0	L	31-33			
06	10/14	at Raiders	P	1	0	1	0.0	0.0	0	0	1	0	0	0	0	0	0	1	0	0	0	0	0	0	0	0	0	W	27-3			
08	10/28	at Lions	P	0	0	0	0.0	0.0	0	0	0	0	0	0	0	0	0	0	0	0	0	0	0	0	0	0	0	W	28-14			
09	11/04	Chargers	P	0	0	0	0.0	0.0	0	0	0	0	0	0	0	0	0	0	0	0	1	0	1	0	0	0	0	L	17-25			
10	11/11	at Rams	P	0	0	0	0.0	0.0	0	0	1	0	0	0	0	0	0	0	0	0	1	1	0	0	0	0	0	L	31-36			
11	11/15	Packers	P	1	1	0	1.0	5.0	1	5	1	0	0	0	0	0	0	0	0	0	0	0	0	0	0	0	0	W	27-24			
12	11/25	at Panthers	P	0	0	0	0.0	0.0	0	0	0	0	0	0	0	0	0	0	0	0	0	0	0	0	0	0	0	W	30-27			
13	12/02	49ers	P	0	0	0	0.0	0.0	0	0	1	0	0	0	0	0	0	0	0	0	0	0	0	0	0	0	0	W	43-16			
14	12/10	Vikings	P	1	1	0	1.0	0.0	0	0	2	0	0	0	0	0	1	0	0	0	0	0	0	0	0	0	0	W	21-7			
15	12/16	at 49ers	P	0	0	0	0.0	0.0	0	0	0	0	0	0	0	0	0	0	0	0	1	1	0	0	0	0	0	L	23-26+			
16	12/23	Chiefs	P	0	0	0	0.0	0.0	0	0	1	0	0	0	0	0	0	0	0	0	0	0	0	0	0	0	0	W	38-31			
17	12/30	Cardinals	P	2	2	0	1.0	7.0	0	0	1	0	0	0	0	0	1	0	0	0	0	0	0	0	0	0	0	W	27-24			
2018 TOTALS				16-0	6	5	1	3.0	12.0	2	6	8	0	0	0	0	2	1	0	4	3	1	0	0	0	0	10-6					

+ - Overtime

2018 GAME-BY-GAME POSTSEASON STATISTICS (SEAHAWKS)

				TACKLES							INTERCEPTIONS					FUMBLES			ST					MISC					
W	DATE	OPPONENT		TK	S	A	SK	YDS	TFL	YDS	QBH	NO	YDS	LG	TD	PD	FF	FR	YDS	TK	S	A	FF	FR	S	A	W/L	SCORE	
01	01/05	at Cowboys	P	3	1	2	0.0	0.0	0	0	0	0	0	0	0	0	0	0	0	1	1	0	0	0	0	0	0	L	22-24
2018 TOTALS				1-0	3	1	2	0.0	0.0	0	0	0	0	0	0	0	0	0	0	0	1	1	0	0	0	0	0	0-1	



NICK MARTIN

CENTER

6-4 | 295 | NOTRE DAME

HOMETOWN: INDIANAPOLIS, IND. | AGE: 26

4TH NFL SEASON | 4TH WITH TEXANS | ACQUIRED: 02-'16

2018 GP/GS (POST): 16/16 (1/1) | CAREER GP/GS (POST): 30/30 (1/1)

TEAMS: HOU '16-18



66

TRANSACTIONS: Selected by the Houston Texans with the 19th pick in the second round (50th overall) of the 2016 NFL Draft.

2018 (Houston 16/16; 1/1):

- Started all 16 games at center for the first time in his career
- Started at center and helped post the second-highest team rushing total (167) in a season opener in franchise history at New England (9/9)
- Started at center and helped record a second-consecutive game with more than 140 team rushing yards at Tennessee (9/16)
- Started at center vs. the N.Y. Giants (9/23)
- Started at center and helped the Texans gain 466 yards of total offense at Indianapolis (9/30)
- Started at center and helped the Texans offense record 462 yards of total offense vs. Dallas (10/7)
- Started at center and recorded his third career tackle vs. Buffalo (10/14)
- Helped the Texans rush for 141 yards and started at center at Jacksonville (10/21)
- Started at center and helped the Texans rush for a season-high 188 yards vs. Miami (10/25)
- Started at center at Denver (11/4)
- Started at center and helped the Texans rush for 139 yards at Washington (11/18)
- Started at center and led the way to a franchise-record 281 yards rushing vs. Tennessee (11/26)
- Started at center vs. Cleveland (12/2)
- Started at center vs. Indianapolis (12/9)
- Started at center at the N.Y. Jets (12/15)
- Started at center at Philadelphia (12/23)
- Started at center and helped the Texans rush for 134 yards vs. Jacksonville (12/30)
- Started at center in his postseason debut in the Wild Card Round vs. Indianapolis (1/5)

2017 (Houston 14/14):

- Started in his NFL debut vs. Jacksonville (9/10)
- Started at center and helped lead the team to a 168-yard rushing performance at Cincinnati (9/14)
- Paved the way for a 125-yard rushing performance with a 300-yard passer at New England (9/24)
- Started vs. Tennessee (10/1) and paved the way for a 173-yard rushing performance, 445 yards of total offense, six offensive touchdowns and a franchise-record 57 points
- Started and helped block for a 144-yard rushing performance and five offensive touchdowns vs. Kansas City (10/8)

- Paved the way for 340 net yards of offense and helped the Texans score 30-plus points for a franchise-record fourth straight game vs. Cleveland (10/15)
- Played every snap at center and helped produce 500-plus yards of offense and 38 points at Seattle (10/29)
- Started his eighth consecutive game vs. Indianapolis (11/5)
- Started at center and paved the way for 134 rushing yards, 357 yards of total offense and the team's sixth game of 30-or-more points vs. Arizona (11/19)
- Helped the offense compile 384 total yards at Tennessee (12/3)
- Started at center vs. San Francisco (12/10)
- Placed on the Reserve/Injured list on Dec. 19

2016 (Houston 0/0, 0/0):

- Placed on the Reserve/Injured list on Aug. 30

COLLEGE:

- Played four seasons (2012-15) at the University of Notre Dame in South Bend, Ind. after redshirting the 2011 season
- Saw action in 50 games and made 37 starts in his career with the Fighting Irish
- Named to the Rimington Trophy Watch List (2014-15) and the Lombardi Award Watch List (2014), and served as a team captain his final two seasons
- Started 26 consecutive games from 2014-15
- As a senior in 2015, helped establish a running game that rushed for 207.6 yards per game, the highest average for Notre Dame since 1998
- Played the final 10 games of the 2014 campaign at left guard, marking his first start at any other position than center
- Part of a Fighting Irish offensive line that yielded just 8.0 sacks and ranked second in the Football Bowl Subdivision in fewest sacks allowed in 2013

PERSONAL:

- First-team Indiana all-state pick on Associated Press Class 3A team as offensive lineman
- Named to Indiana Football Coaches Association Top 50 All-State team as one of 10 offensive linemen
- Named to the 2010 Super Team by the Indianapolis Star
- Second-team offensive lineman on U.S. Air Force Medium Schools Prep All-America squad
- Helped fourth-ranked Bishop Chatard High School in Indianapolis to 2010 Indiana Class 3A state title with 28-14 win over South Bend St. Joseph's in state title contest that marked Chatard's record 10th state title

TEXANS BIOS

- ✦ Chatard ended the season with 11-4 record and 10 straight wins after early three-game losing streak
- ✦ Helped team to No. 3 state ranking in IFCA final regular-season poll for 2010
- ✦ Starter on both offensive and defensive lines
- ✦ Rated second-best Class 3A defensive player in Indianapolis area in preseason listings by the Indianapolis Star
- ✦ Helped Chatard to 12-2 mark as a junior in 2009 before losing to Evansville Memorial in Indiana state playoff semi-state round
- ✦ Father, Keith, played football at Kentucky and was 1982

- Academic All-Southeastern Conference pick as team's top defensive tackle while also earning NCAA Postgraduate Scholarship in 1983
- ✦ Played for coach Vincent Lorenzano at Bishop Chatard High School
- ✦ Son of Pam and Keith Martin
- ✦ Brother, Zack, is a three-time All-Pro selection and two-time Pro Bowler as the starting right guard for the Dallas Cowboys after being a first-round pick in the 2014 NFL Draft
- ✦ Graduated May 2015, with a degree in management consulting from the Mendoza College of Business

NICK MARTIN'S NFL REGULAR SEASON STATISTICS

DATE	TEAM	GP	GS
2016	Texans	0	0
2017	Texans	14	14
2018	Texans	16	16
NFL TOTALS		30	30

NICK MARTIN'S NFL POSTSEASON STATISTICS

DATE	TEAM	GP	GS
2018	Texans	1	1
NFL TOTALS		1	1

2018 GAME-BY-GAME REGULAR SEASON STATISTICS (TEXANS)

W	DATE	OPPONENT	P/S	W/L	SCORE
01	09/09	at Patriots	S	L	20-27
02	09/16	at Titans	S	L	17-20
03	09/23	Giants	S	L	22-27
04	09/30	at Colts	S	W	37-34+
05	10/07	Cowboys	S	W	19-16+
06	10/14	Bills	S	W	20-13
07	10/21	at Jaguars	S	W	20-7
08	10/25	Dolphins	S	W	42-23
09	11/04	at Broncos	S	W	19-17
11	11/18	at Redskins	S	W	23-21
12	11/26	Titans	S	W	34-17
13	12/02	Browns	S	W	29-13
14	12/09	Colts	S	L	21-24
15	12/15	at Jets	S	W	29-22
16	12/23	at Eagles	S	L	30-32
17	12/30	Jaguars	S	W	20-3
2018 TOTALS		16-16		11-5	

+ - Overtime

2018 GAME-BY-GAME POSTSEASON STATISTICS (TEXANS)

W	DATE	OPPONENT	P/S	W/L	SCORE
01	01/05	Colts	S	L	7-21
2018 TOTALS		1-1		0-1	



AJ MCCARRON

QUARTERBACK

6-3 | 215 | ALABAMA

HOMETOWN: MOBILE, ALA. | AGE: 28

6TH NFL SEASON | 1ST WITH TEXANS | ACQUIRED: FA-'19

2018 GP/GS: 2/0 | CAREER GP/GS (POST): 13/3 (1/1)

TEAMS: CIN '14-17; OAK '18; HOU '19



2

TRANSACTIONS: Selected by the Cincinnati Bengals with the 24th pick of the fifth round (164th overall) in the 2014 NFL Draft...Signed by the Buffalo Bills as an unrestricted free agent on March 15, 2018...Traded to the Oakland Raiders on Sept. 1, 2018...Waived by the Raiders on March 14, 2019...Signed by the Houston Texans as a free agent on March 20, 2019.

2018 (Oakland 2/0):

- ✦ Spent the offseason and preseason with the Bills before being traded to the Raiders prior to Week 1
- ✦ Active but did not play in Weeks 1-6 and Week 8
- ✦ Made season debut and completed 1-of-3 passes for 8 yards at San Francisco (11/1)
- ✦ Active but did not play in Weeks 10-11 and Weeks 13-17

2017 (Cincinnati 3/0):

- ✦ Completed 7-of-14 passes (50.0%) for 66 yards in three games
- ✦ Active but did not play in Weeks 1-3
- ✦ Made season debut at Cleveland (10/1)
- ✦ Active but did not play in Week 5 and Weeks 7-13
- ✦ Completed 4-of-8 passes (50.0%) for 47 yards vs. Chicago (12/10)
- ✦ Threw for 19 yards on 3-of-6 passing (50.0%) at Minnesota (12/17)
- ✦ Active but did not play in Weeks 16-17

2016 (Cincinnati 1/0):

- ✦ Active but did not play in Weeks 1-5
- ✦ Made season debut at New England, but did not record a stat (10/16)
- ✦ Active but did not play in Weeks 7-8 and Weeks 10-17

2015 (Cincinnati 7/3; 1/1):

- ✦ Completed 79-of-119 passes (66.4%) for 854 yards, six touchdowns and two interceptions in seven games with three starts as a rookie
- ✦ Active but did not play Weeks 1-6 and Weeks 8-9
- ✦ Made NFL debut, but did not record a stat vs. Cleveland (11/5)

- ✦ Completed 22-of-32 passes (68.8%) for 280 yards, two touchdowns and two interceptions vs. Pittsburgh (12/13)
- ✦ Threw for 192 yards on 15-of-21 passing (71.4%) and one touchdown in his first NFL start at San Francisco (12/20)
- ✦ Completed 22-of-35 passes (62.9%) for 200 yards and one touchdown at Denver (12/28)
- ✦ Recorded 160 yards and two touchdowns on 17-of-27 passing (63.0) vs. Baltimore (1/3/16)
- ✦ Completed 23-of-41 passes (56.1%) for 212 yards, one touchdown and one interception in his postseason debut in the Wild Card Playoff vs. Pittsburgh (1/9/16)

COLLEGE:

- ✦ Played four seasons (2010-13) at the University of Alabama in Tuscaloosa, Ala.
- ✦ Completed 686-of-1,026 passes (66.9%) for 9,019 yards, 77 touchdowns and 15 interceptions in 53 career games in college and led Alabama to a 36-4 record as a three-year starter
- ✦ Led the Crimson Tide to back-to-back BCS National Championships in 2011 and 2012
- ✦ Earned first-team All-America honors and won the Maxwell Award as a senior in 2013
- ✦ Finished runner-up in voting for the 2013 Heisman Trophy Award after completing 226-of-336 passes (67.3%) for 3,063 yards, 28 touchdowns and seven interceptions as a senior
- ✦ Recorded 2,933 passing yards and 30 touchdowns with only three interceptions as a junior in 2012
- ✦ Completed 219-of-328 passes (66.8%) for 2,634 yards, 16 touchdowns and five interceptions as a first-year starting sophomore in 2011

PERSONAL:

- ✦ Attended St. Paul's Episcopal School in Mobile, Ala.
- ✦ Led his high school to the 2007 AHSAA Class 5A state championship as a senior alongside Steelers LB Mark Barron
- ✦ Son of Dee Dee Bonner and Anthony McCarron
- ✦ Brother, Corey, played fullback at Middle Tennessee State
- ✦ Graduated from Alabama with a degree in health studies

TEXANS BIOS

AJ MCCARRON'S NFL REGULAR SEASON PASSING STATISTICS

DATE TEAM	GP	GS	ATT.	CMP.	PCT.	YDS	AVG.	TD	INT.	LG	SK	LST	RATE
2014 Bengals	0	0	0	0	0.0	0	0.0	0	0	0	0	0	0.0
2015 Bengals	7	3	119	79	66.4	854	7.2	6	2	66t	12	63	97.1
2016 Bengals	1	0	0	0	0.0	0	0.0	0	0	0	0	0	0.0
2017 Bengals	3	0	14	7	50.0	66	4.7	0	0	27	1	9	63.4
2018 Raiders	2	0	3	1	33.3	8	2.7	0	0	8	1	7	42.4
TOTALS	13	3	136	87	64.0	928	6.8	6	2	66t	14	79	92.4

AJ MCCARRON'S NFL POSTSEASON PASSING STATISTICS

DATE TEAM	GP	GS	ATT.	CMP.	PCT.	YDS	AVG.	TD	INT.	LG	SK	LST	RATE
2014 Bengals	0	0	0	0	0.0	0	0.0	0	0	0	0	0	0.0
2015 Bengals	1	1	41	23	56.1	212	5.2	1	1	25t	3	24	68.3
TOTALS	1	1	41	23	56.1	212	5.2	1	1	25t	3	24	68.3

AJ MCCARRON'S NFL REGULAR SEASON RUSHING STATISTICS

DATE TEAM	NO.	YDS.	AVG.	LG	TD
2014 Bengals	0	0	0.0	0	0
2015 Bengals	14	31	2.2	16	0
2016 Bengals	0	0	0.0	0	0
2017 Bengals	0	0	0.0	0	0
2018 Raiders	3	-2	-0.7	0	0
TOTALS	17	29	1.7	16	0

AJ MCCARRON'S NFL POSTSEASON RUSHING STATISTICS

DATE TEAM	NO.	YDS.	AVG.	LG	TD
2014 Bengals	0	0	0.0	0	0
2015 Bengals	5	9	1.8	6	0
TOTALS	5	9	1.8	6	0

AJ MCCARRON'S NFL REGULAR SEASON PASSING/RUSHING STATISTICS

DATE TEAM	GP	GS	PASSING											RUSHING				
			ATT.	CMP.	PCT.	YDS	AVG.	TD	INT.	LG	SK	LST	RATE	NO.	YDS.	AVG.	LG	TD
2014 Bengals	0	0	0	0	0.0	0	0.0	0	0	0	0	0	0.0	0	0	0.0	0	0
2015 Bengals	7	3	119	79	66.4	854	7.2	6	2	66t	12	63	97.1	14	31	2.2	16	0
2016 Bengals	1	0	0	0	0.0	0	0.0	0	0	0	0	0	0.0	0	0	0.0	0	0
2017 Bengals	3	0	14	7	50.0	66	4.7	0	0	27	1	9	63.4	0	0	0.0	0	0
2018 Raiders	2	0	3	1	33.3	8	2.7	0	0	8	1	7	42.4	3	-2	-0.7	0	0
TOTALS	13	3	136	87	64.0	928	6.8	6	2	66t	14	79	92.4	17	29	1.7	16	0

AJ MCCARRON'S NFL POSTSEASON PASSING/RUSHING STATISTICS

DATE TEAM	GP	GS	PASSING											RUSHING				
			ATT.	CMP.	PCT.	YDS	AVG.	TD	INT.	LG	SK	LST	RATE	NO.	YDS.	AVG.	LG	TD
2014 Bengals	0	0	0	0	0.0	0	0.0	0	0	0	0	0	0.0	0	0	0.0	0	0
2015 Bengals	1	1	41	23	56.1	212	5.2	1	1	25t	3	24	68.3	5	9	1.8	6	0
TOTALS	1	1	41	23	56.1	212	5.2	1	1	25t	3	24	68.3	5	9	1.8	6	0

TEXANS BIOS

SINGLE-GAME HIGHS: QUARTERBACK

Pass Attempts	35 at Denver Broncos, Dec 28, 2015	Completion Percentage	71.4 at San Francisco 49ers, Dec 20, 2015
Pass Completions	22 at Denver Broncos, Dec 28, 2015 ...1 more at 22.	Passer Rating	115.6 at San Francisco 49ers, Dec 20, 2015
Yards Passing	280 vs. Pittsburgh Steelers, Dec 13, 2015	Rush Attempts	4 at Denver Broncos, Dec 28, 2015
TD Passes	2 vs. Baltimore Ravens, Jan 03, 2016 ...1 more at 2.	Rushing Yards	21 at Denver Broncos, Dec 28, 2015
Long Passes	66t vs. Pittsburgh Steelers, Dec 13, 2015	Longest Runs	16 at Denver Broncos, Dec 28, 2015

SINGLE-GAME HIGHS - POSTSEASON: QUARTERBACK

Pass Attempts	41 vs. Pittsburgh Steelers, Jan 09, 2016	Completion Percentage	56.1 vs. Pittsburgh Steelers, Jan 09, 2016
Pass Completions	23 vs. Pittsburgh Steelers, Jan 09, 2016	Passer Rating	68.3 vs. Pittsburgh Steelers, Jan 09, 2016
Yards Passing	212 vs. Pittsburgh Steelers, Jan 09, 2016	Rush Attempts	5 vs. Pittsburgh Steelers, Jan 09, 2016
TD Passes	1 vs. Pittsburgh Steelers, Jan 09, 2016	Rushing Yards	9 vs. Pittsburgh Steelers, Jan 09, 2016
Long Passes	25t vs. Pittsburgh Steelers, Jan 09, 2016	Longest Runs	6 vs. Pittsburgh Steelers, Jan 09, 2016

2018 GAME-BY-GAME REGULAR SEASON STATISTICS (RAIDERS)

W	DATE	OPPONENT	P/S	PASSING										RUSHING				TD	W/L	SCORE
				ATT	CMP	YDS	PCT	Y/A	Y/C	TD	INT	LG	SK/YD	RATE	ATT	YDS	LG			
01	09/10	Rams																	L	13-33
02	09/16	at Broncos																	L	19-20
03	09/23	at Dolphins																	L	20-28
04	09/30	Browns																	W	45-42+
05	10/07	at Chargers																	L	10-26
06	10/14	Seahawks																	L	3-27
08	10/28	Colts																	L	28-42
09	11/01	at 49ers	P	3	1	8	33.3	2.7	8.0	0	0	8	1/7	42.4	1	0	0	0	L	3-34
10	11/11	Chargers																	L	6-20
11	11/18	at Cardinals																	W	23-21
12	11/25	at Ravens	P	0	0	0	0.0	0.0	0.0	0	0	0	0/0	0.0	2	-2	-1	0	L	17-34
13	12/02	Chiefs																	L	33-40
14	12/09	Steelers																	W	24-21
15	12/16	at Bengals																	L	16-30
16	12/24	Broncos																	W	27-14
17	12/30	at Chiefs																	L	3-35
2018 TOTALS				2-0	3	1	8	33.3	2.7	8.0	0	0	8	1/7	42.4	3	-2	0	0	4-12

+ - Overtime



BENARDRICK MCKINNEY

INSIDE LINEBACKER

6-4 | 257 | MISSISSIPPI STATE

HOMETOWN: TUNICA, MISS. | AGE: 26

5TH NFL SEASON | 5TH WITH TEXANS | ACQUIRED: 02-'15

2018 GP/GS (POST): 16/16 (1/1) | CAREER GP/GS (POST): 62/59 (4/4)

TEAMS: HOU '15-18



55

TRANSACTIONS: Selected by the Houston Texans with the 11th pick in the second round (43rd overall) of the 2015 NFL Draft...Signed a contract extension with the Texans on June 14, 2018.

HONORS:

- Pro Bowl selection (2018)
- Associated Press Second-Team All-Pro (2016)

2018 (Houston 16/16; 1/1):

- Finished tied for the team lead with 105 total tackles (63 solo), 1.5 sacks, a career-high seven passes defended, five tackles for loss, five quarterback hits and one forced fumble
- Recorded seven total tackles (five solo) at New England (9/9)
- Tallied five total tackles (one solo) at Tennessee (9/16)
- Notched seven total tackles (three solo) and one tackle for loss vs. the N.Y. Giants (9/23). Passed Brooks Reed (25) for the ninth-most career tackles for loss in team history
- Registered five solo stops at Indianapolis (9/30)
- Finished tied for second on the team with eight total tackles (six solo), 0.5 sack, one tackle for loss and one quarterback hit vs. Dallas (10/7). Split a five-yard sack of Cowboys QB Dak Prescott with DE/OLB Jadeveon Clowney to force 4th down late in the third quarter
- Tallied 11 total tackles (six solo), 1.0 sack, two quarterback hits and one tackle for loss vs. Buffalo (10/14). Notched 11 total tackles and 1.0 sack in a game for the fourth time in his career, which passes DeMeco Ryans and Jamie Sharper (three) for the most games with at least 11 total tackles and 1.0 sack in franchise history
- Finished with seven total tackles (six solo) and one quarterback hit at Jacksonville (10/21)
- Notched seven total tackles (six solo) and a career-high two passes defended vs. Miami (10/25)
- Tallied seven total tackles (four solo) at Denver (11/4)
- Finished with five total tackles (four solo) and one forced fumble at Washington (11/18)
- Recorded a team-high 10 total tackles (six solo) and one tackle for loss vs. Tennessee (11/26)
- Registered four total tackles (two solo) vs. Cleveland (12/2)
- Finished with three total tackles (two solo) and one quarterback hit vs. Indianapolis (12/9)
- Tallied a team-high nine total tackles (three solo), one tackle for loss and matched a career high with two passes defended at the N.Y. Jets (12/15)
- Notched four total tackles (two solo), one interception and two passes defended at Philadelphia (12/23). Intercepted Eagles QB

Nick Foles for his first-career interception

- Finished tied for second on the team with five total tackles (three solo) and had one pass defended vs. Jacksonville (12/30)
- Recorded a team-high nine total tackles (five solo) in the Wild Card Round vs. Indianapolis (1/5)

2017 (Houston 16/16):

- Compiled a team-leading 95 total tackles (62 solo) along with 3.0 sacks, eight quarterback hits, a single-season career-high 10 tackles for loss, one forced fumble and one pass defended while starting all 16 games
- Finished sixth in the league in total tackles among all players with 3.0-or-more sacks in 2017
- Registered a team-high 11 combined tackles in the season opener vs. Jacksonville (9/10)
- Recorded career highs with 2.0 sacks and three tackles for loss while adding six total tackles at Cincinnati (9/14)
- Made five total tackles with one quarterback hit at New England (9/24)
- Started and made six total tackles and two tackles for loss vs. Kansas City (10/8)
- Made a game-high seven solo tackles and finished with a team-high eight total tackles vs. Cleveland (10/15)
- Produced three total tackles, one quarterback hit and notched his first pass defended of the season at the Los Angeles Rams (11/12)
- Finished with a team-high nine total tackles vs. Arizona (11/19)
- Notched five total tackles on the day to pass C.C. Brown (251) for the 11th-most tackles in team history and produced his ninth tackle for loss on the season to establish a career high at Baltimore (11/27)
- Tallied seven total tackles, one tackle for loss and his third sack of the season at Tennessee (12/3)

2016 (Houston 16/16, 2/2):

- The only player in the NFL in 2016 and the second player in franchise history (Jamie Sharper in 2002) with at least 100 tackles and 5.0 sacks
- Finished 11th in the NFL in total tackles with 129
- Became the seventh player in franchise history to record a 100-tackle season
- Passed DeMeco Ryans (127 in 2007) for the eighth-most total tackles in a single season in Texans history
- Led the team in tackles and ranked third in sacks
- Set single-season career highs in tackles (129), quarterback hits (11), sacks (5.0), passes defended (two) and forced fumbles

(one)

- ✦ His 69 total tackles through Week 7 were the most through the first seven games of a season in franchise history
- ✦ Led the team in total tackles in Weeks 2-7 and 11
- ✦ Tied for second on the team with five total tackles (two solo) and added a career-high two quarterback hits in the season opener vs. Chicago (9/11)
- ✦ Led the team with a season-high eight tackles to go along with 1.0 sack vs. Kansas City (9/18)
- ✦ Posted a single-game career-high 16 total tackles at New England (9/22) in Week 3, which marked the highest single-game total by a Texan since ILB Brian Cushing (17) in 2014
- ✦ Also notched 1.0 sack at New England (9/22), giving him a new single-season career high
- ✦ Led the team in total tackles for the third straight week with nine total (six solo) and forced a fumble vs. Tennessee (10/2) in Week 4
- ✦ Led the team with 10 tackles (five solo), marking his second 10-tackle game of the year, at Minnesota (10/9) in Week 5
- ✦ Collected a team-high 12 total tackles (seven solo), 1.0 sack and two quarterback hits vs. Indianapolis (10/16) in Week 6
- ✦ Finished second on the team with nine tackles (seven solo) at Denver (10/24) in Week 7
- ✦ Tied for the team lead with seven total tackles (six solo) and recorded two tackles for loss at Jacksonville (11/13) in Week 10
- ✦ Posted a team-high eight tackles (all solo) and notched one tackle for loss at Oakland (11/21) in Week 11
- ✦ Notched his fourth 10-tackle game of the season with 12 total tackles (eight solo) to go along with 1.0 sack and two quarterback hits vs. San Diego (11/27) in Week 12
- ✦ Tied for the team lead with eight total tackles (five solo), adding one pass defended and one quarterback hit, at Indianapolis (12/11) in Week 14
- ✦ Led the team with seven total tackles (four solo), to go along with 1.0 sack of Jaguars QB Blake Bortles and two quarterback hits vs. Jacksonville (12/18) in Week 15
- ✦ Tied for second on the team with seven total tackles, including five solo stops, vs. Cincinnati (12/24) in Week 16
- ✦ Made seven total tackles (three solo) vs. Oakland (1/7/17) in the AFC Wild Card round
- ✦ Posted the first two postseason passes defended of his career at New England (1/14/17) in the AFC Divisional round

2015 (Houston 14/11, 1/1):

- ✦ Made one special teams tackle in his NFL debut vs. Kansas City (9/13)
- ✦ Tallied the first two tackles, including one for loss, of his career at Carolina (9/20)
- ✦ Made his first NFL start vs. Tampa Bay (9/27). Recorded two tackles (one solo) and one special teams tackle (9/27)
- ✦ Finished second on the team with seven total tackles (six solo) vs. Indianapolis (10/8)
- ✦ Inactive in Weeks 7-8
- ✦ Led the team with nine total tackles (six solo), including one for loss at Cincinnati
- ✦ Tied for third on the team with eight total tackles, including four solo stops, vs. New England (12/13)

- ✦ His tackle total was his second-highest single-game output of the season (12/13)
- ✦ Tied for the team lead with seven total tackles (three solo), including two for loss and 1.0 sack at Indianapolis (12/20)
- ✦ Picked up his first career sack when he brought down Colts QB Matt Hasselbeck for an 11-yard loss in the third quarter at Indianapolis (12/20). The sack pinned the Colts at their own one-yard line and forced a punt
- ✦ Finished second on the team with nine total tackles, including four solo stops in Wild Card Game vs. Kansas City (1/9/16)
- ✦ Posted the second-most tackles by a rookie in a Texans postseason game (1/9/16)

COLLEGE:

- ✦ Played three seasons (2012-14) at Mississippi State University in Starkville, Miss. after redshirting the 2011 campaign
- ✦ One of the all-time great linebackers in school history, becoming the program's first first-team All-America linebacker since 1999
- ✦ Mississippi State's top tackler in his final two seasons
- ✦ Played in 39 games with 36 starts in three seasons with the Bulldogs
- ✦ Recorded 244 total tackles, 19.5 tackles for loss, 7.5 sacks, seven passes defended and six fumble recoveries
- ✦ First-team All-America honors in 2014 from the Football Writers Association, ESPN, Phil Steele and Sports Illustrated
- ✦ Started all 13 games at middle linebacker and for the second straight year in 2014, was the Bulldogs' top tackler recording 71 with eight tackles for loss, 3.0 sacks, four passes defended, three fumble recoveries and one forced fumble
- ✦ Named to College Football News' All-Sophomore squad in 2013 when he racked up a team-best 71 total tackles, which ranked fourth among all sophomores in the SEC, and tied for the team lead in tackles for loss with 7.0 and sacks with 3.5
- ✦ Named a First-Team Freshman All-American by CBSSports.com, FoxSportsNext, Phil Steele and CollegeFootballNews.com in 2012
- ✦ Led all SEC freshmen and tied for second among freshman in the FBS with 102 total tackles in 2012, which also ranked sixth overall in the SEC, while playing in all 13 games (10 starts)
- ✦ Earned All-SEC Freshman honors by the SEC coaches and ESPN.com in 2012 when he totaled 4.5 tackles for loss, a sack, four pass breakups and a fumble recovery
- ✦ Sat out his first season as a redshirt freshman in 2011

PERSONAL:

- ✦ Attended Rosa Fort High School in Tunica, Miss.
- ✦ A top defensive prospect in the state of Mississippi and was the first Rosa Fort player to sign with an SEC program since 2001
- ✦ Led the RFHS Lions to a 3-3 finish in Region 2 play and a first-round playoff appearance in the Class 4A state playoffs
- ✦ Selected by the state's high school coaches to the North/South All-Star Game as a linebacker
- ✦ Started at quarterback for Rosa Fort during senior season and accounted for 2,036 total yards of offense and 22 touchdowns with 1,334 passing and 702 yards on the ground
- ✦ Credited with 66 total tackles from linebacker spot
- ✦ Threw for 530 yards with five touchdowns as a junior
- ✦ Started for the Rosa Fort basketball team

TEXANS BIOS

BENARDRICK MCKINNEY'S NFL REGULAR SEASON DEFENSIVE STATISTICS

DATE	TEAM	GP	GS	TK	S	TACKLES					QBH	INTERCEPTIONS					FUMBLES			ST					MISC	
						A	TFL	YDS	SK	YDS		NO	YDS	LG	TD	PD	FF	FR	YDS	TK	S	A	FF	FR	S	A
2015	Texans	14	11	58	35	23	7	22	1.0	11.0	2	0	0	0	0	0	0	0	0	5	2	3	0	0	0	0
2016	Texans	16	16	129	79	50	8	34	5.0	31.0	11	0	0	0	0	2	1	0	0	0	0	0	0	0	0	0
2017	Texans	16	16	95	62	33	10	26	3.0	8.0	8	0	0	0	0	1	1	0	0	0	0	0	0	0	0	0
2018	Texans	16	16	105	63	42	5	18	1.5	7.5	5	1	0	0	0	7	1	0	0	0	0	0	0	0	0	0
NFL TOTALS		62	59	387	239	148	30	100	10.5	57.5	26	1	0	0	0	10	3	0	0	5	2	3	0	0	0	0

BENARDRICK MCKINNEY'S NFL POSTSEASON DEFENSIVE STATISTICS

DATE	TEAM	GP	GS	TK	S	TACKLES					QBH	INTERCEPTIONS					FUMBLES			ST					MISC	
						A	TFL	YDS	SK	YDS		NO	YDS	LG	TD	PD	FF	FR	YDS	TK	S	A	FF	FR	S	A
2015	Texans	1	1	9	4	5	0	0	0.0	0.0	0	0	0	0	0	0	0	0	0	0	0	0	0	0	0	0
2016	Texans	2	2	12	6	6	0	0	0.0	0.0	0	0	0	0	0	2	0	0	0	0	0	0	0	0	0	0
2018	Texans	1	1	9	5	4	0	0	0.0	0.0	0	0	0	0	0	0	0	0	0	0	0	0	0	0	0	0
NFL TOTALS		4	4	30	15	15	0	0	0.0	0.0	0	0	0	0	0	2	0	0	0	0	0	0	0	0	0	0

SINGLE-GAME HIGHS: DEFENSIVE

Total Tackles 16 at New England Patriots, Sep 22, 2016
Sacks 2.0 at Cincinnati Bengals, Sep 14, 2017
Passes Defensed 2 at Philadelphia Eagles, Dec 23, 2018
 ...2 more at 2.
Forced Fumbles 1 at Washington Redskins, Nov 18, 2018
 ...2 more at 1.

Tackles For Loss 3 at Cincinnati Bengals, Sep 14, 2017
Interceptions 1 at Philadelphia Eagles, Dec 23, 2018
Special Teams Tackles 2 vs. New England Patriots, Dec 13, 2015
 ...1 more at 2.

SINGLE-GAME HIGHS - POSTSEASON: DEFENSIVE

Total Tackles 9 vs. Indianapolis Colts, Jan 05, 2019
 ...1 more at 9.
Passes Defensed 2 at New England Patriots, Jan 14, 2017

2018 GAME-BY-GAME REGULAR SEASON STATISTICS (TEXANS)

				TACKLES							INTERCEPTIONS					FUMBLES			ST					MISC				
W	DATE	OPPONENT		TK	S	A	SK	YDS	TFL	YDS	QBH	NO	YDS	LG	TD	PD	FF	FR	YDS	TK	S	A	FF	FR	S	A	W/L	SCORE
01	09/09	at Patriots	S	7	5	2	0.0	0.0	0	0	0	0	0	0	0	0	0	0	0	0	0	0	0	0	0	0	L	20-27
02	09/16	at Titans	S	6	1	5	0.0	0.0	0	0	0	0	0	0	0	0	0	0	0	0	0	0	0	0	0	0	L	17-20
03	09/23	Giants	S	7	3	4	0.0	0.0	1	2	0	0	0	0	0	0	0	0	0	0	0	0	0	0	0	0	L	22-27
04	09/30	at Colts	S	5	5	0	0.0	0.0	0	0	0	0	0	0	0	0	0	0	0	0	0	0	0	0	0	0	W	37-34+
05	10/07	Cowboys	S	8	7	1	0.5	2.5	1	1	1	0	0	0	0	0	0	0	0	0	0	0	0	0	0	0	W	19-16+
06	10/14	Bills	S	11	6	5	1.0	5.0	1	5	2	0	0	0	0	0	0	0	0	0	0	0	0	0	0	0	W	20-13
07	10/21	at Jaguars	S	7	6	1	0.0	0.0	0	0	1	0	0	0	0	0	0	0	0	0	0	0	0	0	0	0	W	20-7
08	10/25	Dolphins	S	7	6	1	0.0	0.0	0	0	0	0	0	0	0	2	0	0	0	0	0	0	0	0	0	0	W	42-23
09	11/04	at Broncos	S	7	4	3	0.0	0.0	0	0	0	0	0	0	0	0	0	0	0	0	0	0	0	0	0	0	W	19-17
11	11/18	at Redskins	S	5	2	3	0.0	0.0	0	0	0	0	0	0	0	0	1	0	0	0	0	0	0	0	0	0	W	23-21
12	11/26	Titans	S	10	6	4	0.0	0.0	1	8	0	0	0	0	0	0	0	0	0	0	0	0	0	0	0	0	W	34-17
13	12/02	Browns	S	4	2	2	0.0	0.0	0	0	0	0	0	0	0	0	0	0	0	0	0	0	0	0	0	0	W	29-13
14	12/09	Colts	S	3	2	1	0.0	0.0	0	0	1	0	0	0	0	0	0	0	0	0	0	0	0	0	0	0	L	21-24
15	12/15	at Jets	S	9	3	6	0.0	0.0	1	2	0	0	0	0	0	2	0	0	0	0	0	0	0	0	0	0	W	29-22
16	12/23	at Eagles	S	4	2	2	0.0	0.0	0	0	0	1	0	0	0	2	0	0	0	0	0	0	0	0	0	0	L	30-32
17	12/30	Jaguars	S	5	3	2	0.0	0.0	0	0	0	0	0	0	0	1	0	0	0	0	0	0	0	0	0	0	W	20-3
2018 TOTALS				16-16	105	63	42	1.5	7.5	5	18	5	1	0	0	0	7	1	0	0	0	0	0	0	0	0	11-5	

+ - Overtime

TEXANS BIOS

2018 GAME-BY-GAME POSTSEASON STATISTICS (TEXANS)

				TACKLES								INTERCEPTIONS						FUMBLES			ST					MISC				
W	DATE	OPPONENT		TK	S	A	SK	YDS	TFL	YDS	QBH	NO	YDS	LG	TD	PD	FF	FR	YDS	TK	S	A	FF	FR	S	A	W/L	SCORE		
01	01/05	Colts	S	9	5	4	0.0	0.0	0	0	0	0	0	0	0	0	0	0	0	0	0	0	0	0	0	0	L	7-21		
2018 TOTALS				1-1	9	5	4	0.0	0.0	0	0	0	0	0	0	0	0	0	0	0	0	0	0	0	0	0	0-1			



WHITNEY MERCILUS

OUTSIDE LINEBACKER

6-4 | 258 | ILLINOIS

HOMETOWN: AKRON, OHIO | AGE: 29

8TH NFL SEASON | 8TH WITH TEXANS | ACQUIRED: D1-'12

2018 GP/GS (POST): 16/9 (1/0) | CAREER GP/GS (POST): 99/72 (6/3)

TEAMS: HOU '12-'18



59

TRANSACTIONS: Selected by the Houston Texans in the first round (26th overall) of the 2012 NFL Draft...Re-signed with the Texans on May 5, 2015.

HONORS:

- Associated Press Second-Team All-Pro (2016)
- AFC Defensive Player of the Month (December 2015)
- AFC Defensive Player of the Week (Week 1, 2016)

CAREER:

- Ranks third in franchise history with 42.5 sacks
- The franchise postseason sack leader with 6.0
- Became the first player in franchise history and the fifth player in the NFL since 1982 to post two games with 3.5-or-more sacks in a season in 2015
- Tied DE Mario Williams (12.0 in 2008) for the fifth-most sacks in a season in franchise history in 2015
- Has 10 career games with 2.0-or-more sacks
- Tied the franchise rookie record for sacks with 6.0 in 2012
- Has appeared in four career playoff games, totaling 16 total tackles (10 solo), 5.0 sacks and one special teams tackle
- Joined Kevin Greene, Terrell Suggs and Von Miller as the only players since 1982 with 5.0 sacks over two playoff games
- Became the first player in franchise history to record multiple sacks in two straight postseason contests, dating back to 2016's AFC Wild Card matchup against Kansas City (1/9/16)
- Tied with OLB Brooks Reed and DE J.J. Watt (5.0) for the most career sacks in Texans postseason history and is one tackle for loss shy of Watt's franchise-record seven
- Recorded the most sacks (3.0) in a postseason game in Texans history, while tying for the fourth-most by any NFL player in a playoff contest, vs. Kansas City (1/9/16)

2018 (Houston 16/9; 1/0):

- Amassed two total tackles at New England (9/9)
- Registered three total tackles (two solo) at Tennessee (9/16)
- Tallied three total tackles (one solo) vs. the N.Y. Giants (9/23)
- Recorded one solo stop, one tackle for loss and three quarterback hits at Indianapolis (9/30)
- Contributed on defense and special teams vs. Dallas (10/7)
- Notched four total tackles and one quarterback hit vs. Buffalo (10/14)
- Finished with four solo tackles, 1.0 sack, two forced fumbles, one quarterback hit and one tackle for loss at Jacksonville (10/21). Set a single-game career-high for forced fumbles and tied Brian Cushing (nine) for the third-most career forced fumbles in franchise history

- Tallied one total tackle and one quarterback hit vs. Miami (10/25)
- Registered two total tackles (two solo), one tackle for loss and one quarterback hit at Denver (11/4)
- Finished with three total tackles (two solo), 1.0 sack, one quarterback hit and one tackle for loss at Washington (11/18). Joined J.J. Watt and Mario Williams as the only players in franchise history to record at least 40.0 career sacks
- Tallied five total tackles (three solo), 1.5 sacks, two quarterback hits and one tackle for loss vs. Tennessee (11/26). Registered his first multi-sack game since Week 16 of the 2016 season vs. Cincinnati
- Registered two total tackles (one solo) vs. Cleveland
- Recorded three total tackles (two solo) vs. Indianapolis (12/9)
- Tallied three total tackles (two solo) and two quarterback hits at the N.Y. Jets (12/15)
- Notched two solo tackles at Philadelphia (12/23)
- Finished with two total tackles (one solo), 0.5 sack and one quarterback hit vs. Jacksonville (12/30)
- Recorded one total tackle in the Wild Card Round vs. Indianapolis (1/5)

2017 (Houston 5/5):

- Tallied 10 total tackles (nine solo), 1.0 sack, one tackle for loss, one forced fumble and one quarterback hit in five games
- Recorded five tackles and one tackle for loss in the season opener vs. Jacksonville (9/10)
- Finished with six tackles, his first sack of the season and forced one fumble that was returned for a touchdown at New England (9/24)
- Placed on the Reserve/Injured list on Oct. 11

2016 (Houston 15/15, 2/2):

- Tied for the league lead with four fumble recoveries and led the team with 7.5 sacks
- Tied for 14th in the NFL with 13 tackles for loss
- Totaled four total tackles (two solo), 2.0 sacks and one forced fumble in the season opener vs. Chicago (9/11)
- His strip-sack of Bears QB Jay Cutler gave him 2.0 sacks for the game and his third straight multiple-sack game (including postseason) dating back to Week 17 of the 2015 season, vs. Chicago (9/11)
- Finished with three total tackles (one solo), a quarterback hit and notched a fumble recovery after a strip-sack by OLB John Simon on Chiefs QB Alex Smith vs. Kansas City (9/18)
- Finished second on the team and set a season high with seven total tackles (five solo), one tackle for loss and one quarterback

hit vs. Tennessee (10/2) in Week 4

- Recorded three total tackles, 1.5 sacks and set a single-game career high with five quarterback hits at Minnesota (10/9) in Week 5
- Split a sack with DE Antonio Smith on QB Sam Bradford in the first quarter and added a full sack one quarter later, also on third down, at Minnesota (10/9)
- Notched six total tackles (four solo), 1.0 sack and two tackles for loss vs. Indianapolis (10/16)
- Tied a single-season career high (two in 2015) with his second fumble recovery of the year and fifth of his career, at Jacksonville (11/13) in Week 10
- Logged four total tackles (all solo), including a season-high three for loss, and two quarterback hits vs. San Diego (11/27) in Week 12
- Sacked Packers QB Aaron Rodgers, posted three tackles for loss and set a career high with his third fumble recovery of the season at Green Bay (12/4) in Week 13
- Posted three solo tackles, four quarterback hits, one pass defended and one fumble recovery at Indianapolis (12/11) in Week 14
- Matched his season high with 2.0 sacks of Bengals QB Andy Dalton, giving him his 10th career game with 2.0-or-more sacks, vs. Cincinnati (12/24) in Week 16
- Tied for second on the team with seven tackles (five solo), and recorded three tackles for loss and 2.0 sacks vs. Oakland (1/7/17) in the AFC Wild Card round
- Finished with four total tackles, three quarterback hits, one pass defended and 1.0 sack, giving him a franchise-best 6.0 for his postseason career, at New England (1/14/17) in the AFC Divisional round

2015 (Houston 16/10, 1/1):

- Finished the year with 50 total tackles (32 solo), 12.0 sacks, 16 quarterback hits, 14 tackles for loss, two passes defended, two fumble recoveries and one forced fumble. His sack and tackles for loss totals set single-season career highs, while he tied his personal-best for total tackles
- Tied Mario Williams (12.0 in 2008) for the fifth-most sacks in a season in franchise history
- Named AFC Defensive Player of the Month for December
- Had two total tackles (one solo), one tackle for loss and one fumble recovery vs. Tampa Bay
- Registered his first 2.0 sacks of the season at Jacksonville (10/18)
- Posted a career-high 3.5 sacks vs. Tennessee (11/1), which is tied for the second-most in a game in Texans history (LB Connor Barwin, 4.0 at Jacksonville, 11/27/11, and DE Mario Williams, 3.5 vs. Denver, 12/13/07)
- Tied for second on the team with seven total tackles (six solo), while adding four tackles for loss and four quarterback hits vs. Tennessee (11/1)
- Finished with five tackles, including three for loss, and a sack at Cincinnati (11/16)
- Registered four total tackles (three solo) and one pass defended at Buffalo (12/6), his second of the year and first since Week 1 against Kansas City (9/13)
- Set a single-season career-high in sacks (7.5) after he brought down Patriots QB Tom Brady for a nine-yard loss in the fourth quarter vs. New England (12/13)
- Finished the game with five total tackles (three solo) and 1.0 sack vs. New England (12/13)

- Sacked Colts QB Charlie Whitehurst in the fourth quarter at Indianapolis (12/20)
- Tallied five total tackles (three solo), 3.5 sacks, three quarterback hits, two tackles for loss, one forced fumble and one fumble recovery vs. Jacksonville (1/3/16)
- Became the first player in franchise history and the fifth player in the NFL since 1982 to post two games with 3.5-or-more sacks in a season
- Recorded the most sacks (3.0) in a postseason game in Texans history, while tying for the fourth-most by any NFL player, in a playoff contest vs. Kansas City (1/9/16)
- Finished with eight total tackles (five solo), 3.0 sacks for a loss of 17 yards and four quarterback hits in Wild Card Game vs. Kansas City (1/9/16)

2014 (Houston 15/13):

- Started 13-of-15 games and registered 50 total tackles, 5.0 sacks, 11 quarterback hits, nine tackles for loss and two forced fumbles
- Started and recorded a tackle at Oakland (9/14) in Week 2
- Made five total tackles at N.Y. Giants (9/21) in Week 3
- Recorded two quarterback hits and made two tackles vs. Buffalo (9/28) in Week 4
- Made five total tackles and added a tackle for loss and quarterback hit at Dallas (10/5) in Week 5
- Recorded six total tackles, two tackles for loss and a quarterback hit vs. Indianapolis (10/9) in Week 6
- Recorded the fourth multi-sack game of his career at Pittsburgh (10/20). Strip-sacked Ben Roethlisberger in the first quarter and finished the game with five total tackles, two tackles for loss, one quarterback hit and one pass defended
- Had a multi-sack game for the fifth time in his career and second time this season vs. Philadelphia (11/2) in Week 9. Tied for the team lead with a career-high nine total tackles. Set a season high with three quarterback hits and tied a season high with two tackles for loss
- Made five total tackles vs. Cincinnati (11/23) in Week 12
- Had three total tackles and a tackle for loss vs. Tennessee (11/30) in Week 13
- Inactive in Week 15
- Had three total tackles and forced his second fumble of the season vs. Baltimore (12/21) in Week 16
- Sacked Jaguars QB Blake Bortles for three yards vs. Jacksonville (12/28) in Week 17. Finished with three total tackles, one tackle for loss and one quarterback hit

2013 (Houston 16/16):

- Started all 16 games at WILL linebacker and recorded 47 total tackles, 7.0 sacks, 18 quarterback hits and six tackles for loss
- Recorded seven total tackles (five solo) and 1.0 sack for a loss of six yards at San Diego (9/9)
- Amassed eight total tackles (four solo) and 2.5 sacks vs. Seattle (9/29)
- Recorded six total tackles (three solo) and 1.0 sack at San Francisco (10/6)
- Added another sack to go along with four solo tackles vs. Jacksonville (11/24)
- Recorded his seventh sack of the season vs. Denver (12/22)

2012 (Houston 16/4, 2/0):

- Tied the Texans rookie record for sacks in a season with 6.0
- Made his Texans and NFL debut at outside linebacker in the

season opener vs. Miami (9/9)

- Registered his first career sack and forced a fumble when he dropped Ravens QB Joe Flacco for a two-yard loss in the first quarter vs. Baltimore (10/21)
- Recorded 2.0 sacks and collected his second career forced fumble vs. Buffalo (11/4)
- Made two total tackles (one solo) at Chicago (11/11)
- Collected a season-high four tackles at Detroit (11/22)
- Sacked Titans QB Jake Locker twice for a total loss of six yards and recovered a fumble at Tennessee (12/2)
- Sacked Patriots QB Tom Brady for a seven-yard loss in the third quarter at New England (12/10) to give him 6.0 sacks on the season, tying the franchise rookie sack record set by OLB Brooks Reed in 2011
- Made his postseason debut in the AFC Wild Card Playoff vs. Cincinnati (1/5/13)
- Made one tackle and one special teams tackle in AFC Divisional Playoff at New England (1/13/13)

COLLEGE:

- Played three seasons (2009-11) at the University of Illinois in Champaign, Ill. after redshirting the 2008 campaign
- Started 15-of-37 games with the Illini, recording 81 total tackles (42 solo) with 18.0 sacks (119 yards), 28 tackles for loss (150 yards), 11 forced fumbles and two fumble recoveries
- Tied for eighth in NCAA FBS history with 11 forced fumbles, which also ranks fifth all-time in the Big Ten Conference and is second on the Illini all-time list (13 by Simeon Rice from 1992-95)
- Set a school and Big Ten single-season record with nine forced fumbles in 2011
- Third on the Illinois single-season tackle for loss chart with 22.5

in 2011

- Earned 2011 All-America and All-Big Ten Conference first-team honors from The NFL Draft Report as the scouting service named him the league's Player of the Year and National Defensive Lineman of the Year
- Mid-season All-America from Phil Steele's College Football and was selected National Defensive Lineman of the Week for his performance vs. Indiana (3.0 sacks) his senior season
- Led the nation in sacks per game (1.23) and fumbles forced per game (0.833) as a senior
- Recorded a career-high 57 total tackles (28 solo) with 16.0 sacks (105 yards) to tie the school season-record that was first set by Simeon Rice in 1994
- Played in all 13 games, starting two games at weak-side defensive end his junior season
- Recorded 16 total tackles (eight solo) with a 7-yard sack and three tackles for loss in 2010
- Recorded eight total tackles (four solo), two assisted sacks and 3.5 tackles for loss in 2009
- Redshirted as a freshman

PERSONAL:

- Attended Garfield High School in Akron, Ohio
- Played defensive end and tight end and earned Northeast Ohio Inland All-Star team, Cleveland Plain-Dealer Defensive All-Star team and All-District honors after leading the Rams to a 7-3 record in 2007
- A Prep Star All-Region and All-Akron City League choice, he recorded 36 solo tackles with a pair of sacks, six stops behind the line of scrimmage and four fumble recoveries, advancing one 36 yards for a score

WHITNEY MERCILUS' NFL REGULAR SEASON DEFENSIVE STATISTICS

DATE	TEAM	GP	GS	TK	S	A	TACKLES				QBH	INTERCEPTIONS					FUMBLES			ST					MISC	
							TFL	YDS	SK	YDS		NO	YDS	LG	TD	PD	FF	FR	YDS	TK	S	A	FF	FR	S	A
2012	Texans	16	4	18	15	3	6	0	6.0	17.0	7	0	0	0	0	1	2	1	0	7	5	2	0	0	0	0
2013	Texans	16	16	47	33	14	6	31	7.0	36.0	18	0	0	0	0	0	0	0	0	0	0	0	0	0	0	0
2014	Texans	15	13	50	31	19	9	35	5.0	30.0	11	0	0	0	0	0	2	0	0	0	0	0	0	0	0	0
2015	Texans	16	10	50	32	18	14	63	12.0	60.0	16	0	0	0	0	2	1	1	5	2	0	2	0	1	0	0
2016	Texans	15	15	53	36	17	13	57	7.5	56.5	22	0	0	0	0	1	1	4	7	0	0	0	0	0	0	0
2017	Texans	5	5	10	9	1	1	1	1.0	6.0	1	0	0	0	0	0	1	0	0	0	0	0	0	0	0	0
2018	Texans	16	9	39	22	17	5	28	4.0	28.0	14	0	0	0	0	0	2	0	0	0	0	0	0	0	0	0
NFL TOTALS		99	72	267	178	89	54	215	42.5	233.5	89	0	0	0	0	4	9	6	12	9	5	4	0	1	0	0

WHITNEY MERCILUS' NFL POSTSEASON DEFENSIVE STATISTICS

DATE	TEAM	GP	GS	TK	S	A	TACKLES					QBH	INTERCEPTIONS					FUMBLES			ST					MISC		
							TFL	YDS	SK	YDS	NO		YDS	LG	TD	PD	FF	FR	YDS	TK	S	A	FF	FR	S	A		
2012	Texans	2	0	1	0	1	0	0	0.0	0.0	0	0	0	0	0	0	0	0	0	1	1	0	0	0	0	0	0	0
2015	Texans	1	1	8	5	3	3	17	3.0	17.0	4	0	0	0	0	0	0	0	0	0	0	0	0	0	0	0	0	0
2016	Texans	2	2	11	7	4	4	23	3.0	20.0	5	0	0	0	0	1	0	0	0	0	0	0	0	0	0	0	0	0
2018	Texans	1	0	1	0	1	0	0	0.0	0.0	0	0	0	0	0	0	0	0	0	0	0	0	0	0	0	0	0	0
NFL TOTALS		6	3	21	12	9	7	40	6.0	37.0	9	0	0	0	0	1	0	0	0	1	1	0	0	0	0	0	0	0

TEXANS BIOS

SINGLE-GAME HIGHS: DEFENSIVE

Total Tackles	9 vs. Philadelphia Eagles, Nov 02, 2014	Fumble Recoveries	1 at Indianapolis Colts, Dec 11, 2016
Sacks	3.5 vs. Jacksonville Jaguars, Jan 03, 2016 ...1 more at 3.5.	Tackles For Loss	4 vs. Tennessee Titans, Nov 01, 2015
Passes Defensed	1 at Indianapolis Colts, Dec 11, 2016 ...3 more at 1.	Special Teams Tackles	2 vs. Baltimore Ravens, Oct 21, 2012 ...1 more at 2.
Forced Fumbles	2 at Jacksonville Jaguars, Oct 21, 2018	Special Teams Fumble Recoveries	1 vs. Tampa Bay Buccaneers, Sep 27, 2015

SINGLE-GAME HIGHS - POSTSEASON: DEFENSIVE

Total Tackles	8 vs. Kansas City Chiefs, Jan 09, 2016	Tackles For Loss	3 vs. Oakland Raiders, Jan 07, 2017
Sacks	3.0 vs. Kansas City Chiefs, Jan 09, 2016		...1 more at 3.
Passes Defensed	1 at New England Patriots, Jan 14, 2017	Special Teams Tackles	1 at New England Patriots, Jan 13, 2013

2018 GAME-BY-GAME REGULAR SEASON STATISTICS (TEXANS)

			TACKLES										INTERCEPTIONS					FUMBLES				ST					MISC			
W	DATE	OPPONENT	TK	S	A	SK	YDS	TFL	YDS	QBH	NO	YDS	LG	TD	PD	FF	FR	YDS	TK	S	A	FF	FR	S	A	W/L	SCORE			
01	09/09	at Patriots	S	2	0	2	0.0	0.0	0	0	0	0	0	0	0	0	0	0	0	0	0	0	0	0	0	L	20-27			
02	09/16	at Titans	S	3	2	1	0.0	0.0	0	0	0	0	0	0	0	0	0	0	0	0	0	0	0	0	0	L	17-20			
03	09/23	Giants	S	3	1	2	0.0	0.0	0	0	0	0	0	0	0	0	0	0	0	0	0	0	0	0	0	L	22-27			
04	09/30	at Colts	P	1	1	0	0.0	0.0	1	3	3	0	0	0	0	0	0	0	0	0	0	0	0	0	0	W	37-34+			
05	10/07	Cowboys	S	0	0	0	0.0	0.0	0	0	0	0	0	0	0	0	0	0	0	0	0	0	0	0	0	W	19-16+			
06	10/14	Bills	S	4	0	4	0.0	0.0	0	0	1	0	0	0	0	0	0	0	0	0	0	0	0	0	0	W	20-13			
07	10/21	at Jaguars	P	4	4	0	1.0	10.0	1	10	2	0	0	0	0	2	0	0	0	0	0	0	0	0	0	W	20-7			
08	10/25	Dolphins	P	1	0	1	0.0	0.0	0	0	1	0	0	0	0	0	0	0	0	0	0	0	0	0	0	W	42-23			
09	11/04	at Broncos	S	2	2	0	0.0	0.0	1	4	1	0	0	0	0	0	0	0	0	0	0	0	0	0	0	W	19-17			
11	11/18	at Redskins	P	3	2	1	1.0	2.0	1	2	1	0	0	0	0	0	0	0	0	0	0	0	0	0	0	W	23-21			
12	11/26	Titans	S	5	3	2	1.5	12.0	1	9	2	0	0	0	0	0	0	0	0	0	0	0	0	0	0	W	34-17			
13	12/02	Browns	S	2	1	1	0.0	0.0	0	0	0	0	0	0	0	0	0	0	0	0	0	0	0	0	0	W	29-13			
14	12/09	Colts	P	3	2	1	0.0	0.0	0	0	0	0	0	0	0	0	0	0	0	0	0	0	0	0	0	L	21-24			
15	12/15	at Jets	S	3	2	1	0.0	0.0	0	0	2	0	0	0	0	0	0	0	0	0	0	0	0	0	0	W	29-22			
16	12/23	at Eagles	P	1	1	0	0.0	0.0	0	0	0	0	0	0	0	0	0	0	0	0	0	0	0	0	0	L	30-32			
17	12/30	Jaguars	P	2	1	1	0.5	4.0	0	0	1	0	0	0	0	0	0	0	0	0	0	0	0	0	0	W	20-3			
2018 TOTALS			16-9	39	22	17	4.0	28.0	5	28	14	0	0	0	0	2	0	0	0	0	0	0	0	0	0	11-5				

+ - Overtime

2018 GAME-BY-GAME POSTSEASON STATISTICS (TEXANS)

			TACKLES								INTERCEPTIONS							FUMBLES			ST					MISC				
W	DATE	OPPONENT	TK	S	A	SK	YDS	TFL	YDS	QBH	NO	YDS	LG	TD	PD	FF	FR	YDS	TK	S	A	FF	FR	S	A	W/L	SCORE			
01	01/05	Colts	P	1	0	1	0.0	0.0	0	0	0	0	0	0	0	0	0	0	0	0	0	0	0	0	0	L	7-21			
2018 TOTALS			1-0	1	0	1	0.0	0.0	0	0	0	0	0	0	0	0	0	0	0	0	0	0	0	0	0	0-1				



BARKEVIOUS MINGO

OUTSIDE LINEBACKER

6-5 | 235 | LSU

HOMETOWN: BELLE GLADE, FLA. | AGE: 28

7TH NFL SEASON | 1ST WITH TEXANS | ACQUIRED: T-'19 (SEA)

CAREER GP/GS (POST): 94/36 (4/1)

TEAMS: CLE '13-15; NE '16; IND '17; SEA '18; HOU '19



52

TRANSACTIONS: Selected by the Cleveland Browns in the first round (sixth overall) of the 2013 NFL Draft...Traded to the New England Patriots on Aug. 25, 2016...Signed by the Indianapolis Colts as an unrestricted free agent on March 9, 2017...Signed by the Seattle Seahawks as an unrestricted free agent on March 16, 2018...Traded to the Houston Texans on Aug. 31, 2019.

2018 (Seattle 16/14, 1/1):

- ✦ Appeared in all 16 games for the Seahawks and started in a career-high 14 games as an outside linebacker and key special teams contributor
- ✦ Tallied 36 total tackles (28 solo) on the season and added three tackles for loss, one sack, two quarterback hits, one pass defended, one forced fumble and led the team with 12 special teams tackles
- ✦ Started in the NFC Wild Card Round at Dallas (1/8/19) and recorded one tackle
- ✦ Recorded four tackles, one pass defended and forced a fumble by RB Christian McCaffrey at Carolina (11/25)
- ✦ Posted a season-high seven solo tackles, including one tackle for loss in the Week 6 win at Oakland (10/14)
- ✦ Tied his single-game career high with seven total tackles vs. the L.A. Rams (10/7) and added one quarterback hit
- ✦ Notched his only sack of the season against the Cowboys (9/23), bringing down QB Dak Prescott for a loss of 10 yards to open up the second half

2017 (Indianapolis 16/6):

- ✦ Appeared in all 16 games (six starts) and finished the season tied for fifth on the team with a career-high 44 tackles (32 solo). Added 2.0 sacks for a career-high 27 yards, seven quarterback hits, two passes defended, while leading the team with career highs in forced fumbles (three) and fumble recoveries (two)
- ✦ Matched his season-high with seven solo tackles and recorded the Colts' only sack, for a loss of 17 yards, in Week 16 at Baltimore (12/23)
- ✦ Notched his first sack of the season vs. Denver (12/29), bringing down QB Trevor Siemian for a loss of 10 yards. Also recorded four tackles and forced a fumble by RB Devontae Booker in the contest

2016 (New England 16/0, 3/0):

- ✦ Played in all 16 regular season games for the Patriots and saw action in all three postseason contests including the Super Bowl LI win vs. Atlanta (2/5/17)
- ✦ Finished the season with four defensive tackles and five special

teams tackles

2015 (Cleveland 16/2):

- ✦ Appeared in all 16 games with the Browns (two starts) and finished the season with 18 tackles (13 solo), one tackle for loss, one interception and four passes defended. Added six special teams tackles on the season
- ✦ Notched the only interception of his career vs. Denver (10/18), picking off a pass from QB Peyton Manning in overtime

2014 (Cleveland 15/11):

- ✦ Saw action in 15 games (11 starts) and notched 39 tackles (24 solo), three tackles for loss, 2.0 sacks, eight quarterback hits, three passes defended and one fumble recovery
- ✦ Posted a season-high seven tackles vs. Cincinnati (12/14)
- ✦ Tallied two tackles and notched his second sack of the season vs. Indianapolis (12/7, bringing down QB Andrew Luck for a loss of four yards)
- ✦ Recorded his first sack of the season vs. Tampa Bay (1/2) and added four tackles and two quarterback hits in the contest

2013 (Cleveland 15/3):

- ✦ Appeared in 15 games (three starts) as a rookie with the Browns, finishing the season with 40 tackles (27 solo), a career-high 5.0 sacks, nine tackles for loss, 12 quarterback hits and four passes defended
- ✦ His 5.0 sacks and nine tackles for loss ranked third among rookies and his 12 quarterback hits were second on the team
- ✦ Posted a season-high four quarterback hits vs. Buffalo (10/3) and added three tackles in the game
- ✦ Started the season with a sack in each of the first three games, at Baltimore (9/15), at Minnesota (9/22) and vs. Cincinnati (9/29)

COLLEGE:

- ✦ Played three seasons (2010-13) at Louisiana State University in Baton Rouge, La. And appeared in 40 career games with the Tigers
- ✦ Amassed 199 tackles, 15.0 sacks, 27 quarterback hurries and 11 passes defended over his collegiate career
- ✦ Named second-team All-SEC as a sophomore (2011) and junior (2012) and earned Freshman All-SEC in 2010

PERSONAL:

- ✦ Attended West Monroe (La.) High School, where he was named a Class 5A first-team all-state after recording 59 tackles, seven sacks, four tackles for loss, four forced fumbles and seven

TEXANS BIOS

fumble recoveries, helping his team to the state championship as

a senior in 2008
 Son of Hugh Mingo and Barbara Johnson

BARKEVIOUS MINGO'S NFL REGULAR SEASON DEFENSIVE STATISTICS

		TACKLES										INTERCEPTIONS						FUMBLES			ST					MISC	
DATE	TEAM	GP	GS	TK	S	A	TFL	YDS	SK	YDS	QBH	NO	YDS	LG	TD	PD	FF	FR	YDS	TK	S	A	FF	FR	S	A	
2013	Browns	15	3	40	27	13	9	53	5.0	24.0	12	0	0	0	0	4	0	0	0	2	2	0	0	0	0	0	
2014	Browns	15	11	39	24	15	3	17	2.0	8.0	8	0	0	0	0	3	0	1	0	3	2	1	0	0	0	0	
2015	Browns	16	2	18	13	5	1	1	0.0	0.0	0	1	7	7	0	4	0	0	0	6	2	4	0	0	0	0	
2016	Patriots	16	0	4	4	0	0	0	0.0	0.0	0	0	0	0	0	0	0	0	0	7	5	2	0	0	0	0	
2017	Colts	16	6	44	32	12	5	37	2.0	27.0	7	0	0	0	0	2	3	2	0	3	3	0	0	1	0	0	
2018	Seahawks	16	14	36	28	8	3	16	1.0	10.0	2	0	0	0	0	1	1	0	0	12	9	3	1	1	0	0	
NFL TOTALS		94	36	181	128	53	21	124	10.0	69.0	29	1	7	7	0	14	4	3	0	33	23	10	1	2	0	0	

BARKEVIOUS MINGO'S NFL POSTSEASON DEFENSIVE STATISTICS

DATE	TEAM	GP	GS	TACKLES								INTERCEPTIONS						FUMBLES			ST					MISC	
				TK	S	A	TFL	YDS	SK	YDS	QBH	NO	YDS	LG	TD	PD	FF	FR	YDS	TK	S	A	FF	FR	S	A	
2016	Patriots	3	0	0	0	0	0	0	0.0	0.0	0	0	0	0	0	0	0	0	0	0	2	2	0	0	0	0	0
2018	Seahawks	1	1	1	1	0	0	0	0.0	0.0	0	0	0	0	0	0	0	0	0	0	0	0	0	0	0	0	0
NFL TOTALS		4	1	1	1	0	0	0	0.0	0.0	0	0	0	0	0	0	0	0	0	0	2	2	0	0	0	0	0

SINGLE-GAME HIGHS: DEFENSIVE

Total Tackles	7 at Oakland Raiders, Oct 14, 2018 ...4 more at 7.	Interceptions	1 vs. Denver Broncos, Oct 18, 2015
Sacks	1.0 vs. Dallas Cowboys, Sep 23, 2018 ...9 more at 1.0.	Interception Return Yards	7 vs. Denver Broncos, Oct 18, 2015
Passes Defensed	2 vs. Pittsburgh Steelers, Nov 12, 2017	Special Teams Tackles	3 vs. Los Angeles Chargers, Nov 04, 2018
Forced Fumbles	1 at Carolina Panthers, Nov 25, 2018 ...3 more at 1.	Special Teams Forced Fumbles	1 vs. Kansas City Chiefs, Dec 23, 2018
Fumble Recoveries	1 at Buffalo Bills, Dec 10, 2017 ...2 more at 1.	Special Teams Fumble Recoveries	1 at Detroit Lions, Oct 28, 2018 ...1 more at 1.
Tackles For Loss	2 at Baltimore Ravens, Dec 23, 2017 ...1 more at 2.		

SINGLE-GAME HIGHS - POSTSEASON: DEFENSIVE

Total Tackles	1 at Dallas Cowboys, Jan 05, 2019	Special Teams Tackles	2 at Atlanta Falcons, Feb 05, 2017
----------------------	-----------------------------------	------------------------------	------------------------------------

TEXANS BIOS


2018 GAME-BY-GAME REGULAR SEASON STATISTICS (SEAHAWKS)

				TACKLES							INTERCEPTIONS					FUMBLES			ST					MISC					
W	DATE	OPPONENT		TK	S	A	SK	YDS	TFL	YDS	QBH	NO	YDS	LG	TD	PD	FF	FR	YDS	TK	S	A	FF	FR	S	A	W/L	SCORE	
01	09/09	at Broncos	S	3	2	1	0.0	0.0	0	0	0	0	0	0	0	0	0	0	0	0	0	0	0	0	0	0	L	24-27	
02	09/17	at Bears	S	4	3	1	0.0	0.0	0	0	0	0	0	0	0	0	0	0	0	0	0	0	0	0	0	0	L	17-24	
03	09/23	Cowboys	S	1	1	0	1.0	10.0	1	10	1	0	0	0	0	0	0	0	0	0	1	1	0	0	0	0	W	24-13	
04	09/30	at Cardinals	S	2	2	0	0.0	0.0	1	3	0	0	0	0	0	0	0	0	0	0	0	0	0	0	0	0	W	20-17	
05	10/07	Rams	S	7	6	1	0.0	0.0	0	0	1	0	0	0	0	0	0	0	0	0	0	0	0	0	0	0	L	31-33	
06	10/14	at Raiders	S	7	7	0	0.0	0.0	1	3	0	0	0	0	0	0	0	0	0	0	0	0	0	0	0	0	W	27-3	
08	10/28	at Lions	S	0	0	0	0.0	0.0	0	0	0	0	0	0	0	0	0	0	0	0	0	0	0	1	0	0	W	28-14	
09	11/04	Chargers	S	1	0	1	0.0	0.0	0	0	0	0	0	0	0	0	0	0	0	0	3	3	0	0	0	0	L	17-25	
10	11/11	at Rams	S	1	0	1	0.0	0.0	0	0	0	0	0	0	0	0	0	0	0	0	0	0	0	0	0	0	L	31-36	
11	11/15	Packers	S	2	1	1	0.0	0.0	0	0	0	0	0	0	0	0	0	0	0	0	2	0	2	0	0	0	W	27-24	
12	11/25	at Panthers	S	4	2	2	0.0	0.0	0	0	0	0	0	0	0	1	1	0	0	0	1	0	1	0	0	0	W	30-27	
13	12/02	49ers	S	0	0	0	0.0	0.0	0	0	0	0	0	0	0	0	0	0	0	0	0	0	0	0	0	0	W	43-16	
14	12/10	Vikings	P	1	1	0	0.0	0.0	0	0	0	0	0	0	0	0	0	0	0	0	1	1	0	0	0	0	W	21-7	
15	12/16	at 49ers	S	2	2	0	0.0	0.0	0	0	0	0	0	0	0	0	0	0	0	0	0	0	0	0	0	0	L	23-26+	
16	12/23	Chiefs	P	1	1	0	0.0	0.0	0	0	0	0	0	0	0	0	0	0	0	0	2	2	0	1	0	0	W	38-31	
17	12/30	Cardinals	S	0	0	0	0.0	0.0	0	0	0	0	0	0	0	0	0	0	0	0	2	2	0	0	0	0	W	27-24	
2018 TOTALS				16-14	36	28	8	1.0	10.0	3	16	2	0	0	0	0	1	1	0	0	12	9	3	1	1	0	0	10-6	

+ - Overtime

2018 GAME-BY-GAME POSTSEASON STATISTICS (SEAHAWKS)

				TACKLES							INTERCEPTIONS					FUMBLES			ST					MISC				
W	DATE	OPPONENT		TK	S	A	SK	YDS	TFL	YDS	QBH	NO	YDS	LG	TD	PD	FF	FR	YDS	TK	S	A	FF	FR	S	A	W/L	SCORE
01	01/05	at Cowboys	S	1	1	0	0.0	0.0	0	0	0	0	0	0	0	0	0	0	0	0	0	0	0	0	0	0	L	22-24
2018 TOTALS				1-1	1	1	0	0.0	0	0	0	0	0	0	0	0	0	0	0	0	0	0	0	0	0	0	0-1	



A.J. MOORE JR.

SAFETY

5-11 | 200 | MISSISSIPPI

HOMETOWN: BASSFIELD, MISS. | AGE: 23

2ND NFL SEASON | 2ND WITH TEXANS | ACQUIRED: W-'18 (NE)

CAREER GP/GS (POST): 16/0 (1/0)

TEAMS: HOU '18



33

TRANSACTIONS: Signed by the New England Patriots as a college free agent on May 11, 2018...Waived by the Patriots on Sept. 1, 2018...Claimed off waivers by the Houston Texans on Sept. 2, 2018.

2018 (Houston 16/0; 1/0):

- ✦ Finished with a team-leading 11 special teams tackles in 16 games as a rookie
- ✦ Made his NFL debut and contributed on special teams at New England (9/9)
- ✦ Appeared on special teams at Tennessee (9/16)
- ✦ Notched his first-career special teams total tackle vs. the N.Y. Giants (9/23)
- ✦ Registered one special teams tackle at Indianapolis (9/30)
- ✦ Contributed on special teams vs. Dallas (10/7)
- ✦ Appeared on special teams vs. Buffalo (10/14)
- ✦ Notched one special teams tackle and downed P Trevor Daniel's 55-yard punt at the 1-yard line at Jacksonville (10/21)
- ✦ Contributed on special teams vs. Miami (10/25)
- ✦ Led the team with a career-high two special teams tackles at Denver (11/4)
- ✦ Recorded one special teams tackle at Washington (11/18)
- ✦ Contributed on special teams and recorded a fumble recovery vs. Tennessee (11/27)
- ✦ Tallied one special teams tackle vs. Cleveland (12/2)
- ✦ Notched two special teams tackles vs. Indianapolis (12/9). Leads the team with nine special teams tackles in 2018
- ✦ Contributed on special teams at the N.Y. Jets (12/15)
- ✦ Recorded one special teams tackle at Philadelphia (12/23)
- ✦ Contributed on special teams vs. Jacksonville (12/30)
- ✦ Contributed on special teams in his postseason debut in the Wild Card Round vs. Indianapolis (1/5)

COLLEGE:

- ✦ Played four seasons (2014-17) at the University of Mississippi in Oxford, Miss.
- ✦ Appeared in 37 career games over four seasons for the Rebels
- ✦ Recorded 132 total tackles, 2.0 sacks, five passes defended, three fumble recoveries and two forced fumbles

2017 (Mississippi):

- ✦ Started every game at the nickel position as a senior
- ✦ Recorded a career-high 48 total tackles, three tackles for loss,

1.0 sack and three passes defended in 12 games

- ✦ Notched a career-high six solo stops at Auburn (10/7)
- ✦ Tallied four total tackles and one fumble recovery in the Egg Bowl vs. Mississippi State (11/23)

2016 (Mississippi):

- ✦ Recorded 42 total tackles and ranked fourth on the team with five tackles for loss
- ✦ Appeared in all 12 games as a reserve and on special teams
- ✦ Tallied a career-high nine total tackles and one tackle for loss vs. Alabama (9/17)

2015 (Mississippi):

- ✦ Notched 26 total tackles, 1.0 sack, two forced fumbles and two fumble recoveries in eight games as a sophomore
- ✦ Recorded five total tackles, one forced fumble and one fumble recovery at Alabama (9/19)

2014 (Mississippi):

- ✦ Tallied 16 total tackles, 1.5 tackles for loss and one pass breakup in seven games as a true freshman
- ✦ Tied for the team lead with six total tackles and one tackle for loss vs. UL-Lafayette (9/13)

PERSONAL:

- ✦ Attended Bassfield (Miss.) High School
- ✦ Earned first-team all-state honors as a linebacker by *The Clarion-Ledger* after recording 132 total tackles, 11 tackles for loss and 3.5 sacks in addition to five rushing touchdowns as a senior in 2013
- ✦ Named the Class 2A Defensive Player of the Year and Region 7-2A Defensive Player of the Year by the Mississippi Association of Coaches
- ✦ Led Bassfield to a 15-1 record and a second-consecutive Class 2A state championship as a senior
- ✦ Earned second-team Class 2A all-state honors by the Mississippi Association of Coaches as a junior
- ✦ Led Bassfield to a 16-0 record and a 2A state championship in 2012
- ✦ Participated in track and field and placed runner-up to former Ole Miss teammate Kailo Moore in the 100 and 200 meters at the 2013 Class 2A state track and field meet as a senior
- ✦ General studies major at Ole Miss

TEXANS BIOS

SINGLE-GAME HIGHS: DEFENSIVE

Special Teams Tackles 2 vs. Indianapolis Colts, Dec 09, 2018
...1 more at 2.

Special Teams Fumble Recoveries 1 vs. Tennessee Titans, Nov 26, 2018

2018 GAME-BY-GAME REGULAR SEASON STATISTICS (TEXANS)

2018 SEASON BY GAME REGULAR SEASON STATISTICS (PER GAME)																															
				TACKLES								INTERCEPTIONS						FUMBLES					ST					MISC			
W	DATE	OPPONENT	TK	S	A	SK	YDS	TFL	YDS	QBH	NO	YDS	LG	TD	PD	FF	FR	YDS	TK	S	A	FF	FR	S	A	W/L	SCORE				
01	09/09	at Patriots	P	0	0	0	0.0	0.0	0	0	0	0	0	0	0	0	0	0	0	0	0	0	0	0	0	L	20-27				
02	09/16	at Titans	P	0	0	0	0.0	0.0	0	0	0	0	0	0	0	0	0	0	0	0	0	0	0	0	0	L	17-20				
03	09/23	Giants	P	0	0	0	0.0	0.0	0	0	0	0	0	0	0	0	0	0	0	1	1	0	0	0	0	L	22-27				
04	09/30	at Colts	P	0	0	0	0.0	0.0	0	0	0	0	0	0	0	0	0	0	0	1	0	1	0	0	0	W	37-34+				
05	10/07	Cowboys	P	0	0	0	0.0	0.0	0	0	0	0	0	0	0	0	0	0	0	0	0	0	0	0	0	W	19-16+				
06	10/14	Bills	P	0	0	0	0.0	0.0	0	0	0	0	0	0	0	0	0	0	0	0	0	0	0	0	0	W	20-13				
07	10/21	at Jaguars	P	0	0	0	0.0	0.0	0	0	0	0	0	0	0	0	0	0	0	1	0	1	0	0	0	W	20-7				
08	10/25	Dolphins	P	0	0	0	0.0	0.0	0	0	0	0	0	0	0	0	0	0	0	0	0	0	0	0	0	W	42-23				
09	11/04	at Broncos	P	0	0	0	0.0	0.0	0	0	0	0	0	0	0	0	0	0	0	2	2	0	0	0	0	W	19-17				
11	11/18	at Redskins	P	0	0	0	0.0	0.0	0	0	0	0	0	0	0	0	0	0	0	1	1	0	0	0	0	W	23-21				
12	11/26	Titans	P	0	0	0	0.0	0.0	0	0	0	0	0	0	0	0	0	0	0	0	0	0	0	1	0	W	34-17				
13	12/02	Browns	P	0	0	0	0.0	0.0	0	0	0	0	0	0	0	0	0	0	0	1	0	1	0	0	0	W	29-13				
14	12/09	Colts	P	0	0	0	0.0	0.0	0	0	0	0	0	0	0	0	0	0	0	2	2	0	0	0	0	L	21-24				
15	12/15	at Jets	P	0	0	0	0.0	0.0	0	0	0	0	0	0	0	0	0	0	0	1	0	1	0	0	0	W	29-22				
16	12/23	at Eagles	P	0	0	0	0.0	0.0	0	0	0	0	0	0	0	0	0	0	0	1	1	0	0	0	0	L	30-32				
17	12/30	Jaguars	P	0	0	0	0.0	0.0	0	0	0	0	0	0	0	0	0	0	0	0	0	0	0	0	0	W	20-3				
2018 TOTALS			16-0	0	0	0	0.0	0.0	0	0	0	0	0	0	0	0	0	0	0	11	7	4	0	1	0	0	11-5				

+ - Overtime

2018 GAME-BY-GAME POSTSEASON STATISTICS (TEXANS)

W	DATE	OPPONENT		TACKLES							INTERCEPTIONS					FUMBLES			ST					MISC		W/L	SCORE
				TK	S	A	SK	YDS	TFL	YDS	QBH	NO	YDS	LG	TD	PD	FF	FR	YDS	TK	S	A	FF	FR	S	A	
01	01/05	Colts	P	0	0	0	0.0	0.0	0	0	0	0	0	0	0	0	0	0	0	0	0	0	0	0	0	L	7-21
2018 TOTALS				1-0	0	0	0.0	0.0	0	0	0	0	0	0	0	0	0	0	0	0	0	0	0	0	0	0	0-1



CHARLES OMENIHU

DEFENSIVE END

6-5 | 280 | TEXAS

HOMETOWN: HOUSTON, TEXAS | AGE: 21
 ROOKIE | 1ST WITH TEXANS | ACQUIRED: D5-'19
 CAREER GP/GS: 0/0
 TEAMS: HOU '19



94

TRANSACTIONS: Selected by the Houston Texans with the 23rd pick of the fifth round (161st overall) in the 2019 NFL Draft

COLLEGE CAREER:

- Played four seasons (2015-18) at the University of Texas, where he participated in all 51 games (33 starts) of his career and totaled 99 tackles (68 solo), 29.5 tackles for loss, 17.0 sacks, 12 quarterback hurries, three forced fumbles and one fumble recovery
- Awarded Big 12 Defensive Lineman of the Year in 2018 and named first team All-Big 12

2018 (Texas):

- Started in all 14 games as a senior, totaling 45 tackles (32 solo), 18.0 tackles for loss, 9.5 sacks, two passes defended, five quarterback hurries, one forced fumble and one fumble recovery on the season
- Named Big 12 Defensive Lineman of the Year and first team All-Big 12 by the Associated Press and coaches
- Earned honorable mention for Big 12 Defensive Player of the Year
- Recorded four tackles, was in on a sack and recovered a fumble vs. Iowa State (11/17)
- Matched his season-high with six tackles at Oklahoma State (10/27) and added 2.5 tackles for loss and 1.0 sack in the contest
- Tallied five solo tackles, including a career-high 3.0 tackles for loss at Kansas State (9/29)
- Posted a career-high six tackles in the season opener vs. Maryland (9/1)

2017 (Texas):

- Participated in all 13 games (12 starts) and finished the season with 28 tackles (20 solo), including 7.0 tackles for loss
- Tied for the team lead in sacks (4.0) and quarterback hurries (six), while also adding two forced fumbles

- Posted three tackles and one sack at USC (9/16), helping the defense hold the Trojans to only 71 rushing yards
- Tallied one tackle and one quarterback hurry at Iowa State (9/28), helping to hold the Cyclones to only 10 yards rushing on 15 attempts.
- Recorded one tackle in the 56-0 victory over San Jose State (9/9) as part of a defensive line that only allowed 42 rushing yards in the contest

2016 (Texas):

- Saw action in all 12 games (seven starts) and was credited with 26 tackles (16 solo), 4.5 tackles for loss, 3.5 sacks and one quarterback hurry
- Tallied three tackles, including a season-high 1.5 sacks vs. Baylor (10/29)
- Notched his first career sack vs. UTEP (9/10)
- Posted a season-high five tackles in the season opener vs. No. 10 Notre Dame (9/4)

2015 (Texas):

- Appeared in all 12 games as a reserve defensive end and finished the season with 17 tackles (15 solo) 1.0 tackle for loss, one forced fumble and one fumble recovery
- Registered five solo tackles vs. Kansas (11/7)
- Recorded his first career tackle for loss vs. Kansas State (10/24)
- Forced the first fumble of his career at TCU (10/3) and added two tackles in the contest

PERSONAL:

- Attended Rowlett (Texas) High School
- Recorded 61 tackles, 11.5 sacks, 23 tackles for loss and five forced fumbles as a senior, earning him an invite to the 2015 Semper Fidelis All-American Bowl
- A two-time all-district honoree after being named first-team All-District 11-6A in 2014 and second-team All-District 11-5A in 2013
- Ranked the No. 56 defensive end in the nation and the No. 101 player in Texas by ESPN.com



LOGAN PAULSEN

TIGHT END

6-5 | 268 | UCLA

HOMETOWN: NORTHRIDGE, CALIF. | AGE: 32

10TH NFL SEASON | 1ST WITH TEXANS | ACQUIRED: FA '19

CAREER GP/GS (POST): 120/65 (1/1)

TEAMS: WAS '10-14; CHI '16; SF '17; ATL '18; HOU '19



82

TRANSACTIONS: Signed by the Washington Redskins as a college free agent on April 29, 2010...Re-signed by the Redskins on March 11, 2013...Re-signed by the Redskins as an unrestricted free agent on March 11, 2016...Released by the Redskins on Sept. 3, 2016...Signed by the Chicago Bears on Sept. 4, 2016...Signed by the San Francisco 49ers as an unrestricted free agent on March 9, 2017...Released on Sept. 3, 2017...Signed by the 49ers on Sept. 4, 2019...Released by the 49ers on Oct. 17, 2017...Signed by the 49ers on Oct. 19, 2017...Released by the 49ers on Oct. 24, 2017...Signed by the 49ers on Nov. 6, 2017...Signed by the Atlanta Falcons as an unrestricted free agent on March 21, 2018...Re-signed by the Falcons as an unrestricted free agent on March 16, 2019...Released by the Falcons on Aug. 31, 2019...Signed by the Houston Texans on Sept. 2, 2019.

CAREER:

- Has played in a total of 120 games (65 starts) over his 10-year career, totaling 91 receptions for 907 yards and seven touchdowns, averaging 10.0 yards per reception

2018 (Atlanta 15/10):

- Saw action in 15 games (10 starts) with the Falcons, recording nine receptions for 91 yards and a touchdown (10.1 avg.)
- Tallied a season-high two catches for a season-high 19 yards (9.5 avg.) and a touchdown vs. Dallas (11/18)

2017 (San Francisco 14/1):

- Appeared in 14 games (one start), but did not record any stats as he contributed mostly as a blocker for the 49ers offense, which ranked 12th in total yards per game with 349.2 and eleventh in first downs per game with 20.1

2016 (Chicago 16/12):

- Played in all 16 games (12 starts) with the Bears and pulled in three catches for 15 yards on the season
- Helped block for a rushing attack that ranked sixth in yards per play with 4.57

2015 (Washington 0/0):

- Spent the entire season on Reserve/Injured

2014 (Washington 16/12):

- Played in all 16 games (12 starts) and recorded 13 receptions for 78 yards and a touchdown
- Caught 13 of 16 targets
- Hauled in a 16-yard touchdown pass at Indianapolis (11/30)

2013 (Washington 16/14):

- Appeared in all 16 games (14 starts) and finished the season with a career-high 28 receptions for 267 yards (9.5 avg.) and a career-high three touchdowns
- Produced back-to-back performances of 40-plus yards and a touchdown vs. the N.Y. Giants (12/1) and vs. Kansas City (12/8)
- Registered a season-high 51 yards on four catches vs. Detroit (9/22)

2012 (Washington 16/10):

- Appeared in all 16 games (10 starts) and registered a career-high 308 receiving yards and one touchdown on 25 catches
- Posted a season-high 76 yards on four catches (19.0 avg.) at the N.Y. Giants

2011 (Washington 16/6):

- Saw action in all 16 games (six starts) and hauled in 11 catches for 138 yards, averaging 12.5 yards per reception

2010 (Washington 11/0):

- Appeared in 11 games as a rookie and recorded two catches for 10 yards and one touchdown
- Notched his first-career touchdown on a one-yard catch vs. Tampa Bay (12/12)

COLLEGE:

- Played five seasons (2005-09) at the University of California, Los Angeles, where he played in 46 career games (39 starts) and totaled 71 receptions for 888 yards and one touchdown

PERSONAL:

- Attended Chaminade College Preparatory (Calif.), where he lettered three seasons as a tight end, defensive end and a punter. As a senior, recorded 36 receptions for 513 yards and two touchdowns on offense and 37 tackles, 9.0 sacks and 15 tackles for loss on defense
- Son of James and Susan Paulsen

TEXANS BIOS

LOGAN PAULSEN'S NFL REGULAR SEASON RUSHING/RECEIVING STATISTICS

		RECEIVING						RUSHING					
DATE	TEAM	GP	GS	NO.	YDS	AVG	LG	TD	NO.	YDS.	AVG.	LG	TD
2010	Redskins	11	0	2	10	5.0	9	1	0	0	0.0	0	0
2011	Redskins	16	6	11	138	12.5	24	0	0	0	0.0	0	0
2012	Redskins	16	10	25	308	12.3	31	1	0	0	0.0	0	0
2013	Redskins	16	14	28	267	9.5	33	3	0	0	0.0	0	0
2014	Redskins	16	12	13	78	6.0	16t	1	0	0	0.0	0	0
2016	Bears	16	12	3	15	5.0	7	0	0	0	0.0	0	0
2017	49ers	14	1	0	0	0.0	0	0	0	0	0.0	0	0
2018	Falcons	15	10	9	91	10.1	19	1	0	0	0.0	0	0
NFL TOTALS		120	65	91	907	10.0	33	7	0	0	0.0	0	0

LOGAN PAULSEN'S NFL POSTSEASON RUSHING/RECEIVING STATISTICS

		RECEIVING						RUSHING					
DATE	TEAM	GP	GS	NO.	YDS	AVG	LG	TD	NO.	YDS.	AVG.	LG	TD
2012	Redskins	1	1	2	15	7.5	11	1	0	0	0.0	0	0
NFL TOTALS		1	1	2	15	7.5	11	1	0	0	0.0	0	0

LOGAN PAULSEN'S NFL REGULAR SEASON RETURN STATISTICS

KICKOFF RETURNS							PUNT RETURNS					
DATE	TEAM	RET.	YDS.	AVG.	LG	TD	NO.	FC	YDS	AVG	LG	TD
2010	Redskins	0	0	0.0	0	0	0	0	0	0.0	0	0
2011	Redskins	2	7	3.5	7	0	0	0	0	0.0	0	0
2012	Redskins	0	0	0.0	0	0	0	0	0	0.0	0	0
2013	Redskins	0	0	0.0	0	0	0	0	0	0.0	0	0
2014	Redskins	1	10	10.0	10	0	0	0	0	0.0	0	0
2016	Bears	0	0	0.0	0	0	0	0	0	0.0	0	0
2017	49ers	0	0	0.0	0	0	0	0	0	0.0	0	0
2018	Falcons	0	0	0.0	0	0	0	0	0	0.0	0	0
NFL TOTALS		3	17	5.7	10	0	0	0	0	0.0	0	0

LOGAN PAULSEN'S NFL POSTSEASON RETURN STATISTICS

KICKOFF RETURNS							PUNT RETURNS					
DATE	TEAM	RET.	YDS.	AVG.	LG	TD	NO.	FC	YDS	AVG	LG	TD
2012	Redskins	0	0	0.0	0	0	0	0	0	0.0	0	0
NFL TOTALS		0	0	0.0	0	0	0	0	0	0.0	0	0

SINGLE-GAME HIGHS: RUSHING/RECEIVING

Receptions 5 vs. Carolina Panthers, Nov 04, 2012
Receiving Yards 76 at New York Giants, Oct 21, 2012
Longest Receptions 33 at Oakland Raiders, Sep 29, 2013
Receiving TDs 1 vs. Cincinnati Bengals, Sep 30, 2018
 ...6 more at 1.
All-purpose yards 76 at New York Giants, Oct 21, 2012
Kickoff Returns 1 vs. Dallas Cowboys, Dec 28, 2014
 ...2 more at 1.

Kickoff Return Yards 10 vs. Dallas Cowboys, Dec 28, 2014
Longest Kickoff Return 10 vs. Dallas Cowboys, Dec 28, 2014
Special Teams Tackles 1 vs. Cincinnati Bengals, Sep 30, 2018
 ...3 more at 1.
Miscellaneous Tackles 2 vs. New York Giants, Sep 25, 2014
 ...1 more at 2.
Most TDs 1 vs. Cincinnati Bengals, Sep 30, 2018
 ...6 more at 1.

TEXANS BIOS

SINGLE-GAME HIGHS - POSTSEASON: RUSHING/RECEIVING

Receptions	2 vs. Seattle Seahawks, Jan 06, 2013	Receiving TDs	1 vs. Seattle Seahawks, Jan 06, 2013
Receiving Yards	15 vs. Seattle Seahawks, Jan 06, 2013	All-purpose yards	15 vs. Seattle Seahawks, Jan 06, 2013
Longest Receptions	11 vs. Seattle Seahawks, Jan 06, 2013	Most TDs	1 vs. Seattle Seahawks, Jan 06, 2013

2018 GAME-BY-GAME REGULAR SEASON STATISTICS (FALCONS)

W	DATE	OPPONENT	P/S	RECEIVING					RUSHING				W/L	SCORE
				NO	YDS	AVG	LG	TD	ATT	YDS	LG	TD		
01	09/06	at Eagles	S	0	0	0	0	0	0	0	0	0	L	12-18
02	09/16	Panthers	S	1	10	10	10	0	0	0	0	0	W	31-24
03	09/23	Saints	S	1	11	11	11	0	0	0	0	0	L	37-43+
04	09/30	Bengals	S	1	17	17	17	1	0	0	0	0	L	36-37
05	10/07	at Steelers	P	0	0	0	0	0	0	0	0	0	L	17-41
06	10/14	Buccaneers	S	0	0	0	0	0	0	0	0	0	W	34-29
07	10/22	Giants	S	0	0	0	0	0	0	0	0	0	W	23-20
09	11/04	at Redskins	S	0	0	0	0	0	0	0	0	0	W	38-14
10	11/11	at Browns	P	2	13	7	8	0	0	0	0	0	L	16-28
11	11/18	Cowboys	S	2	19	10	13	0	0	0	0	0	L	19-22
12	11/22	at Saints	S	1	2	2	2	0	0	0	0	0	L	17-31
13	12/02	Ravens	P	0	0	0	0	0	0	0	0	0	L	16-26
14	12/09	at Packers						INACTIVE					L	20-34
15	12/16	Cardinals	P	0	0	0	0	0	0	0	0	0	W	40-14
16	12/23	at Panthers	S	0	0	0	0	0	0	0	0	0	W	24-10
17	12/30	at Buccaneers	P	1	19	19	19	0	0	0	0	0	W	34-32
2018 TOTALS			15-10	9	91	10.1	19	1	0	0	0	0	7-9	

+ - Overtime



D.J. READER

DEFENSIVE END/NOSE TACKLE

6-3 | 347 | CLEMSON

HOMETOWN: GREENSBORO, N.C. | AGE: 25

4TH NFL SEASON | 4TH WITH TEXANS | ACQUIRED: D5B-'16

2018 GP/GS (POST): 16/16 (1/1) | CAREER GP/GS (POST): 46/37 (3/3)

TEAMS: HOU '16-'18



98

TRANSACTIONS: Selected by the Houston Texans with the 29th pick in the fifth round (166th overall) of the 2016 NFL Draft.

2018 (Houston 16/16; 1/1):

- Finished with 33 total tackles (23 solo), three quarterback hits and set career highs in sacks (2.0), tackles for loss (five) and games started (16) in 2018
- Notched a career-high 2.0 sacks, adding four solo stops and three quarterback hits at New England (9/9). Became the first nose tackle to sack Patriots QB Tom Brady twice in a single game since Packers NT B.J. Raji in Week 15 of the 2010 season
- Tallied four total tackles (two solo) at Tennessee (9/16)
- Recorded two total tackles (one solo) vs. the N.Y. Giants (9/23)
- Recorded two solo stops at Indianapolis (9/30)
- Notched four total tackles (three solo) vs. Dallas (10/7)
- Started at defensive end and recorded three total tackles (one solo) and one tackle for loss vs. Buffalo (10/14)
- Started at defensive end at Jacksonville (10/21)
- Started at defensive end and notched one solo stop vs. Miami (10/25)
- Started at nose tackle and tallied one solo tackle at Denver (11/4)
- Started at defensive end and recorded two solo stops at Washington (11/18)
- Notched one solo tackle vs. Tennessee (11/26)
- Tallied one total tackle (one solo) and one quarterback hit vs. Cleveland (12/2)
- Recorded one solo tackle vs. Indianapolis (12/9)
- Tallied six total tackles (two solo) and one tackle for loss at the N.Y. Jets (12/15)
- Started at nose tackle and recorded two total tackles (one solo) at Philadelphia (12/23)
- Started at nose tackle vs. Jacksonville (12/30) and limited the Jaguars to a season-low 30 yards rushing
- Recorded six total tackles (three solo) in the Wild Card Round vs. Indianapolis (1/5)

2017 (Houston 14/14):

- Set single-season career highs in total tackles (47), solo tackles (23), quarterback hits (six), tackles for loss (three) and games started (14)
- Also tied his single-season career high in sacks with 1.0 despite missing Weeks 16-17
- Finished tied for seventh on the team in total tackles and ranked second among all NFL nose tackles in 2017
- Started at nose tackle and made five total tackles in the season opener vs. Jacksonville (9/10)

- Recorded five total tackles and his first sack of the season vs. Cleveland (10/15)
- Started his seventh straight game and produced a career-high six tackles at Seattle (10/29)
- Started at defensive end and notched five total tackles vs. Indianapolis (11/5)
- Tied a career high with four solo tackles and had five total at Baltimore (11/27)
- Placed on the Reserve/Injured list on Dec. 19

2016 (Houston 16/7, 2/2):

- Logged the fifth-most starts by a rookie defensive lineman in franchise history and most since DE J.J. Watt (16) in 2011
- Made his NFL debut and recorded a tackle in the season opener vs. Chicago (9/11)
- Tallied two total tackles (one solo) at New England (9/22) in Week 3
- Matched a season high with two total tackles (one solo) vs. Indianapolis (10/16) in Week 6
- Made his first career start and notched his first career tackle for loss vs. Detroit (10/30) in Week 8
- Started a second consecutive game and logged his first career sack when he brought down Jaguars QB Blake Bortles for an eight-yard loss in the fourth quarter at Jacksonville (11/13) in Week 10
- Recorded the first pass defended of his career and added two total tackles (one solo) at Tennessee (11/17) in Week 17
- Became the third rookie in franchise history to record a sack in the postseason, joining OLB Brooks Reed and DE J.J. Watt, when he brought down Raiders QB Connor Cook for a six-yard loss in the first quarter vs. Oakland (1/7/17) in the AFC Wild Card round
- Notched two total tackles at New England (1/14/17) in the AFC Divisional round

COLLEGE:

- Played four seasons (2012-15) at Clemson (S.C.) University
- Longtime backup at defensive tackle who found his way into the starting lineup as a senior
- Finished career with 145 total tackles, nine tackles for loss, 5.0 sacks and 24 quarterback pressures in 1,087 snaps over 46 games (10 starts) in his career
- Became the second Tiger to letter on top-25 football and baseball teams in one academic year (2012-13) since 1994-95 (Kyle Parker (2009-10) is the other)
- Voted a team co-captain for the 2015 campaign

TEXANS BIOS

- ✦ Posted four tackles in the CFP National Championship Game vs. Alabama, earning a share of defensive player of the game honors from coaches along with Kevin Dodd
- ✦ Participated in the 2016 Senior Bowl
- ✦ Played and roomed with Texans DE Carlos Watkins at Clemson

PERSONAL:

- ✦ Attended Grimsley High School in Greensboro, N.C.
- ✦ SuperPrep All-American
- ✦ Had 50 total tackles, seven tackles for loss and 5.0 sacks as a senior
- ✦ Starting center on the basketball squad
- ✦ Standout baseball player (right-handed pitcher and designated

- hitter) who has been clocked in the 90s
- ✦ All-conference in baseball as a sophomore, junior and senior
- ✦ All-region in baseball as a junior and senior
- ✦ Team MVP in baseball as a junior and senior
- ✦ Batted .529 as junior
- ✦ Lettered four times in football, four times in baseball and four times in basketball
- ✦ Coached by Damon Coiro at Grimsley High School
- ✦ His mother, Felicia, played softball at North Carolina A&T from 1985-88
- ✦ His uncle, Glenn Ford, played football at Tennessee from 1978-80
- ✦ Graduated with a degree in communication studies in December 2015

D.J. READER'S NFL REGULAR SEASON DEFENSIVE STATISTICS

DATE	TEAM	GP	GS	TACKLES								QBH	INTERCEPTIONS					FUMBLES			ST					MISC	
				TK	S	A	TFL	YDS	SK	YDS	YDS		NO	YDS	LG	TD	PD	FF	FR	YDS	TK	S	A	FF	FR	S	A
2016	Texans	16	7	22	7	15	2	8	1.0	8.0	2	0	0	0	0	1	0	0	0	0	0	0	0	0	0	0	0
2017	Texans	14	14	47	23	24	3	3	1.0	2.0	6	0	0	0	0	0	0	0	0	0	0	0	0	0	0	0	
2018	Texans	16	16	33	23	10	5	17	2.0	10.0	3	0	0	0	0	0	0	0	0	0	0	0	0	0	0	0	
NFL TOTALS		46	37	102	53	49	10	28	4.0	20.0	11	0	0	0	0	1	0	0	0	0	0	0	0	0	0	0	

D.J. READER'S NFL POSTSEASON DEFENSIVE STATISTICS

		TACKLES										INTERCEPTIONS					FUMBLES			ST					MISC	
DATE	TEAM	GP	GS	TK	S	A	TFL	YDS	SK	YDS	QBH	NO	YDS	LG	TD	PD	FF	FR	YDS	TK	S	A	FF	FR	S	A
2016	Texans	2	2	3	2	1	1	6	1.0	6.0	1	0	0	0	0	0	0	0	0	0	0	0	0	0	0	0
2018	Texans	1	1	6	3	3	0	0	0.0	0.0	0	0	0	0	0	0	0	0	0	0	0	0	0	0	0	0
NFL TOTALS		3	3	9	5	4	1	6	1.0	6.0	1	0	0	0	0	0	0	0	0	0	0	0	0	0	0	0

SINGLE-GAME HIGHS: DEFENSIVE

Total Tackles 6 at New York Jets, Dec 15, 2018
...1 more at 6.

Sacks 2.0 at New England Patriots, Sep 09, 2018

Passes Defensed 1 at Tennessee Titans, Jan 01, 2017
Tackles For Loss 2 at New England Patriots, Sep 09, 2018
...1 more at 2.

SINGLE-GAME HIGHS - POSTSEASON: DEFENSIVE

Total Tackles 6 vs. Indianapolis Colts, Jan 05, 2019
Sacks 1.0 vs. Oakland Raiders, Jan 07, 2017

Tackles For Loss 1 vs. Oakland Raiders, Jan 07, 2017

TEXANS BIOS

2018 GAME-BY-GAME REGULAR SEASON STATISTICS (TEXANS)

			EDGE CASE OF SAME REGULAR SEASON STATISTICS (YEARLY)																														
				TACKLES							INTERCEPTIONS					FUMBLES					ST					MISC							
W	DATE	OPPONENT		TK	S	A	SK	YDS	TFL	YDS	QBH	NO	YDS	LG	TD	PD	FF	FR	YDS	TK	S	A	FF	FR	S	A	W/L	SCORE					
01	09/09	at Patriots	S	4	4	0	2.0	10.0	2	10	3	0	0	0	0	0	0	0	0	0	0	0	0	0	0	0	0	L	20-27				
02	09/16	at Titans	S	4	2	2	0.0	0.0	0	0	0	0	0	0	0	0	0	0	0	0	0	0	0	0	0	0	L	17-20					
03	09/23	Giants	S	2	1	1	0.0	0.0	0	0	0	0	0	0	0	0	0	0	0	0	0	0	0	0	0	0	L	22-27					
04	09/30	at Colts	S	2	2	0	0.0	0.0	0	0	0	0	0	0	0	0	0	0	0	0	0	0	0	0	0	0	W	37-34+					
05	10/07	Cowboys	S	3	3	0	0.0	0.0	0	0	0	0	0	0	0	0	0	0	0	0	0	0	0	0	0	0	W	19-16+					
06	10/14	Bills	S	3	1	2	0.0	0.0	1	2	0	0	0	0	0	0	0	0	0	0	0	0	0	0	0	0	W	20-13					
07	10/21	at Jaguars	S	0	0	0	0.0	0.0	0	0	0	0	0	0	0	0	0	0	0	0	0	0	0	0	0	0	W	20-7					
08	10/25	Dolphins	S	1	1	0	0.0	0.0	0	0	0	0	0	0	0	0	0	0	0	0	0	0	0	0	0	0	W	42-23					
09	11/04	at Broncos	S	1	1	0	0.0	0.0	0	0	0	0	0	0	0	0	0	0	0	0	0	0	0	0	0	0	W	19-17					
11	11/18	at Redskins	S	2	2	0	0.0	0.0	0	0	0	0	0	0	0	0	0	0	0	0	0	0	0	0	0	0	W	23-21					
12	11/26	Titans	S	1	1	0	0.0	0.0	0	0	0	0	0	0	0	0	0	0	0	0	0	0	0	0	0	0	W	34-17					
13	12/02	Browns	S	1	1	0	0.0	0.0	1	5	0	0	0	0	0	0	0	0	0	0	0	0	0	0	0	0	W	29-13					
14	12/09	Colts	S	1	1	0	0.0	0.0	0	0	0	0	0	0	0	0	0	0	0	0	0	0	0	0	0	0	L	21-24					
15	12/15	at Jets	S	6	2	4	0.0	0.0	1	0	0	0	0	0	0	0	0	0	0	0	0	0	0	0	0	0	W	29-22					
16	12/23	at Eagles	S	2	1	1	0.0	0.0	0	0	0	0	0	0	0	0	0	0	0	0	0	0	0	0	0	0	L	30-32					
17	12/30	Jaguars	S	0	0	0	0.0	0.0	0	0	0	0	0	0	0	0	0	0	0	0	0	0	0	0	0	0	W	20-3					
2018 TOTALS			16-16	33	23	10	2.0	10.0	5	17	3	0	0	0	0	0	0	0	0	0	0	0	0	0	0	0	11-5						

+ - Overtime

2018 GAME-BY-GAME POSTSEASON STATISTICS (TEXANS)

			TACKLES								INTERCEPTIONS						FUMBLES			ST					MISC				
W	DATE	OPPONENT	TK	S	A	SK	YDS	TFL	YDS	QBH	NO	YDS	LG	TD	PD	FF	FR	YDS	TK	S	A	FF	FR	S	A	W/L	SCORE		
01	01/05	Colts	S	6	3	3	0.0	0.0	0	0	0	0	0	0	0	0	0	0	0	0	0	0	0	0	0	L	7-21		
2018 TOTALS			1-1	6	3	3	0.0	0.0	0	0	0	0	0	0	0	0	0	0	0	0	0	0	0	0	0	0-1			



JUSTIN REID

SAFETY

6-1 | 203 | STANFORD

HOMETOWN: PRAIRIEVILLE, LA. | AGE: 22

2ND NFL SEASON | 2ND WITH TEXANS | ACQUIRED: D3A-'18

2018 GP/GS (POST): 16/12 (1/1) | CAREER GP/GS (POST): 16/12 (1/1)

TEAMS: HOU '18



20

TRANSACTIONS: Selected by the Houston Texans with the fourth pick of the third round (68th overall) in the 2018 NFL Draft.

2018 (Houston 16/12; 1/1):

- ✦ Compiled 81 total tackles, three interceptions including one returned 101 yards for a touchdown, 10 passes defended, one quarterback hit, two tackles for loss, one forced fumble, two fumble recoveries and seven special teams tackles in 16 games as a rookie
- ✦ Notched one solo tackle and one pass defended, breaking up a Patriots QB Tom Brady pass attempt to TE Rob Gronkowski on 3rd and 4, in his NFL debut at New England (9/9)
- ✦ Recorded five total tackles (four solo) and one quarterback hit, forcing Titans QB Blaine Gabbert to commit intentional grounding in the first start of his NFL career
- ✦ Tallied three solo stops on defense and one special teams tackle vs. the N.Y. Giants (9/23)
- ✦ Registered five total tackles (four solo) and one pass defended at Indianapolis (9/30)
- ✦ Finished with a career-high six total tackles (five solo) and recorded his first career interception vs. Dallas (10/7)
- ✦ Intercepted Cowboys QB Dak Prescott in the 3rd quarter to set up a game-tying 21-yard field goal by K Ka'imi Fairbairn (10/7)
- ✦ Recorded four total tackles (three solo) vs. Buffalo (10/14)
- ✦ Started at safety and recorded five solo stops at Jacksonville (10/21)
- ✦ Tallied a career-high eight total tackles (four solo), one interception, two passes defended and one special teams tackle vs. Miami (10/25). Became the first player in the NFL since 49ers S Jimmie Ward in Week 14 of the 2016 season to record eight tackles, one interception, two passes defended and a special teams tackle in a single game
- ✦ Led the team with a career-high nine total tackles (eight solo), one fumble recovery and one special teams tackle at Denver (11/4)
- ✦ Recorded three total tackles (one solo), two passes defended and one interception returned for a touchdown at Washington (11/18). His 101-yard interception return tied for the second-longest interception return touchdown by a rookie in league history, trailing only Pete Barnum's 103-yard return in 1926
- ✦ Tallied three total tackles (two solo) and his first career tackle for loss vs. Tennessee (11/26)
- ✦ Recorded four total tackles (three solo), two passes defended and his first career forced fumble vs. Cleveland (12/2)
- ✦ Finished with seven total tackles (six solo), one tackle for loss and two special teams tackles vs. Indianapolis (12/9)
- ✦ Notched six total tackles (five solo) at the N.Y. Jets (12/15)

- ✦ Registered seven solo tackles, one fumble recovery and one special teams tackle at Philadelphia (12/23)
- ✦ Finished with four total tackles (one solo), one pass defended and one tackle on special teams vs. Jacksonville (12/30)
- ✦ Recorded three total tackles (one solo) and two passes defended in his postseason debut in the Wild Card Round vs. Indianapolis (1/5)

CAREER AT STANFORD:

- ✦ Played three seasons at Stanford (Calif.) University (2015-17)
- ✦ Recorded 179 total tackles (105 solo), 20 passes defended, 10.5 tackles for loss, two interceptions, one fumble recovery and 1.0 sack in 39 career games played

2017 (Stanford):

- ✦ FWAA All-America Second Team (defensive back)
- ✦ AP All-America Second Team (safety)
- ✦ All-Pac-12 First Team
- ✦ Pac-12 All-Academic Second Team
- ✦ Bednarik Award watch list
- ✦ Jim Thorpe Award semifinalist
- ✦ Pac-12 Defensive Player of the Week (10/9)
- ✦ Compiled 99 total tackles (52 solo), 6.5 tackles for loss, 1.0 sack, five interceptions and six pass breakups
- ✦ First among Pac-12 players and 11th nationally with five interceptions
- ✦ 14th among Pac-12 players with 7.1 tackles/game
- ✦ Seven total tackles (four solo) and one interception at USC (9/9)
- ✦ Team-high nine total tackles (five solo), interception, two pass breakups vs. UCLA (9/23)
- ✦ Team-high nine total tackles (two solo), two interceptions, one pass breakup, 0.5 tackle for loss vs. Arizona State (9/30)
- ✦ Team-high eight total tackles (six solo), 1.0 tackle for loss, one interception at Utah (10/7)
- ✦ Team-high 10 total tackles (three solo) and 0.5 tackles for loss vs. Cal (11/18)
- ✦ Nine total tackles (three solo), 1.0 sack and one pass breakup vs. Notre Dame (11/25)

2016 (Stanford):

- ✦ All-Pac-12 honorable mention
- ✦ Pac-12 All-Academic honorable mention
- ✦ 13 games played
- ✦ Compiled a team-high 11 total tackles (10 solo) and 3.0 tackles for loss at Oregon (11/12)

TEXANS BIOS

2015 (Stanford):

- 12 games played
- Recorded 23 total tackles
- Made career debut at Northwestern in the season opener (9/5)

PERSONAL:

- Son of Eric Reid Sr. and Sharon Guillory-Reid

- Father ran track at LSU
- Mother was a tight end and defensive end for the Baton Rouge Wildcats of the Women's American Football League
- Brother, Eric, played football at LSU and was a first-round selection by the San Francisco 49ers
- Attended Dutchtown (La.) High School
- Earned all-state honors in 2013 and 2014
- Also lettered in track and field and soccer

SINGLE-GAME HIGHS: DEFENSIVE

Total Tackles	9 at Denver Broncos, Nov 04, 2018	Tackles For Loss	1 vs. Indianapolis Colts, Dec 09, 2018
Passes Defensed	2 vs. Cleveland Browns, Dec 02, 2018 ...2 more at 2.	Interceptions	1 at Washington Redskins, Nov 18, 2018 ...2 more at 1.
Forced Fumbles	1 vs. Cleveland Browns, Dec 02, 2018	Interception Return Yards	101 at Washington Redskins, Nov 18, 2018
Fumble Recoveries	1 at Philadelphia Eagles, Dec 23, 2018 ...1 more at 1.	Special Teams Tackles	2 vs. Indianapolis Colts, Dec 09, 2018

SINGLE-GAME HIGHS - POSTSEASON: DEFENSIVE

Passes Defensed	2 vs. Indianapolis Colts, Jan 05, 2019
------------------------	--

2018 GAME-BY-GAME REGULAR SEASON STATISTICS (TEXANS)

EDGE CASE BY GAME REGULAR SEASON STATISTICS (VARIABLE)																													
				TACKLES								INTERCEPTIONS					FUMBLES			ST					MISC				
W	DATE	OPPONENT	P	TK	S	A	SK	YDS	TFL	YDS	QBH	NO	YDS	LG	TD	PD	FF	FR	YDS	TK	S	A	FF	FR	S	A	W/L	SCORE	
01	09/09	at Patriots	P	1	1	0	0.0	0.0	0	0	0	0	0	0	0	0	1	0	0	0	0	0	0	0	0	0	0	L	20-27
02	09/16	at Titans	S	5	4	1	0.0	0.0	0	0	1	0	0	0	0	0	0	0	0	0	0	0	0	0	0	0	0	L	17-20
03	09/23	Giants	P	3	3	0	0.0	0.0	0	0	0	0	0	0	0	0	0	0	0	0	1	1	0	0	0	0	0	L	22-27
04	09/30	at Colts	P	5	4	1	0.0	0.0	0	0	0	0	0	0	0	1	0	0	0	0	0	0	0	0	0	0	0	W	37-34+
05	10/07	Cowboys	P	6	5	1	0.0	0.0	0	0	0	1	6	6	0	1	0	0	0	0	0	0	0	0	0	0	0	W	19-16+
06	10/14	Bills	S	4	3	1	0.0	0.0	0	0	0	0	0	0	0	0	0	0	0	0	0	0	0	0	0	0	0	W	20-13
07	10/21	at Jaguars	S	5	5	0	0.0	0.0	0	0	0	0	0	0	0	0	0	0	0	0	0	0	0	0	0	0	0	W	20-7
08	10/25	Dolphins	S	8	4	4	0.0	0.0	0	0	0	1	21	21	0	2	0	0	0	1	1	0	0	0	0	0	0	W	42-23
09	11/04	at Broncos	S	9	8	1	0.0	0.0	0	0	0	0	0	0	0	0	0	1	1	1	1	0	0	0	0	0	0	W	19-17
11	11/18	at Redskins	S	4	3	1	0.0	0.0	0	0	0	1	101	101	1	2	0	0	0	0	0	0	0	0	0	0	0	W	23-21
12	11/26	Titans	S	3	2	1	0.0	0.0	1	5	0	0	0	0	0	0	0	0	0	0	0	0	0	0	0	0	0	W	34-17
13	12/02	Browns	S	4	3	1	0.0	0.0	0	0	0	0	0	0	0	2	1	0	0	0	0	0	0	0	0	0	0	W	29-13
14	12/09	Colts	S	7	6	1	0.0	0.0	1	1	0	0	0	0	0	0	0	0	0	2	1	1	0	0	0	0	L	21-24	
15	12/15	at Jets	S	6	5	1	0.0	0.0	0	0	0	0	0	0	0	0	0	0	0	0	0	0	0	0	0	0	0	W	29-22
16	12/23	at Eagles	S	7	7	0	0.0	0.0	0	0	0	0	0	0	0	0	0	1	0	1	1	0	0	0	0	0	L	30-32	
17	12/30	Jaguars	S	4	1	3	0.0	0.0	0	0	0	0	0	0	0	1	0	0	0	1	1	0	0	0	0	0	0	W	20-3
2018 TOTALS				16-12	81	64	17	0.0	0.0	2	6	1	3	128	101	1	10	1	2	1	7	6	1	0	0	0	0	11-5	

+ - Overtime

2018 GAME-BY-GAME POSTSEASON STATISTICS (TEXANS)

				TACKLES							INTERCEPTIONS					FUMBLES			ST					MISC				
W	DATE	OPPONENT		TK	S	A	SK	YDS	TFL	YDS	QBH	NO	YDS	LG	TD	PD	FF	FR	YDS	TK	S	A	FF	FR	S	A	W/L	SCORE
01	01/05	Colts	S	3	2	1	0.0	0.0	0	0	0	0	0	0	0	2	0	0	0	0	0	0	0	0	0	0	L	7-21
2018 TOTALS				1-1	3	2	1	0.0	0.0	0	0	0	0	0	0	2	0	0	0	0	0	0	0	0	0	0	0-1	



BRADLEY ROBY

CORNERBACK

5-11 | 194 | OHIO STATE

HOMETOWN: SUWANEE, GA. | AGE: 27

6TH NFL SEASON | 1ST WITH TEXANS | ACQUIRED: UFA-'19

2018 GP/GS: 15/15 | CAREER GP/GS (POST): 79/29 (4/0)

TEAMS: DEN '14-'18; HOU '19



21

TRANSACTIONS: Originally selected by the Denver Broncos with the 31st pick of the first round (31st overall) in the 2014 NFL Draft...Signed by the Houston Texans as an unrestricted free agent on March 13, 2019.

HONORS:

- ✦ Super Bowl 50 Champion
- ✦ AFC Defensive Player of the Week (Week 8, 2016)

CAREER:

- ✦ Recorded 235 total tackles (210 solo), 60 passes defended, seven interceptions, eight tackles for loss, seven forced fumbles, four fumble recoveries and two interceptions returned for touchdowns in 79 career games played with 29 starts
- ✦ Tallied seven solo tackles, four passes defended, one interception and one forced fumble in four career postseason games
- ✦ Joined Marcus Peters as the only players to record multiple interceptions returned for touchdowns of more than 50 yards in a single season since joining the NFL in 2014
- ✦ Has only missed one career game in five NFL seasons

2018 (Denver 15/15):

- ✦ Finished with 50 total tackles (45 solo), 12 passes defended, two forced fumbles, one interception and one tackle for loss in 15 games played with a career-high 15 starts
- ✦ Recorded two solo tackles, one interception and a career-high four passes defended at Arizona (10/18)
- ✦ Matched a season high with six total tackles (five solo) at Kansas City (10/28)
- ✦ Set a season high with six solo tackles, one pass defended and one forced fumble vs. Pittsburgh (11/25)
- ✦ Registered five total tackles (four solo) and one pass defended vs. Cleveland (12/15)

2017 (Denver 16/4):

- ✦ Registered 42 total tackles (35 solo), a career-high 17 passes defended, one interception, one tackle for loss, one forced fumble and one fumble recovery in 16 games played with four starts
- ✦ Finished with five total tackles (three solo), one interception and two passes defended vs. the L.A. Chargers (9/11)
- ✦ Notched five solo tackles and one pass defended at Philadelphia (11/5)
- ✦ Tallied four total tackles (three solo), one forced fumble, one fumble recovery and a season-high three passes defended at Miami (12/3)

2016 (Denver 16/4):

- ✦ Recorded 39 total tackles (34 solo), eight passes defended, 1.0 sack, one forced fumble and two interceptions returned for touchdowns
- ✦ Joined Marcus Peters as the only players to record multiple interceptions returned for touchdowns of more than 50 yards in the same season since joining the NFL in 2014
- ✦ Earned AFC Defensive Player of the Week honors after recording seven total tackles (four solo), two passes defended and one interception returned for a touchdown vs. San Diego (10/30)
- ✦ Set a career high with nine total tackles (eight solo) and 1.0 sack at Oakland (11/6)
- ✦ Tallied two solo tackles, one forced fumble and two passes defended at New Orleans (11/13)
- ✦ Amassed three solo tackles, two passes defended and one interception returned for a touchdown at Jacksonville (12/4)

2015 (Denver 16/4; 3/0):

- ✦ Finished with 40 total tackles, 10 passes defended, one interception, one tackle for loss, one forced fumble and one fumble recovery
- ✦ Registered five solo tackles, three passes defended and one forced fumble in three postseason games, while helping the Broncos capture Super Bowl 50
- ✦ Tallied two solo tackles, one interception and one pass defended at Detroit (9/27)
- ✦ Matched a season high with five solo tackles, one forced fumble and one pass defended vs. Minnesota (10/4)
- ✦ Notched four solo tackles, one tackle for loss and one pass defended in an overtime victory vs. Cincinnati (12/28)
- ✦ Recorded three solo tackles and one forced fumble in the Wild Card Round vs. Pittsburgh (1/17/16)
- ✦ Finished with two solo tackles and three passes defended vs. Carolina in Super Bowl 50 (2/7/16)

2014 (Denver 16/2; 1/0):

- ✦ Registered a career-high 64 total tackles (62 solo), 13 passes defended, five tackles for loss, two forced fumbles, two fumble recoveries and 1.0 sack as a rookie
- ✦ Tied for the second-most total tackles (64) and passes defended (13) among rookie cornerbacks in 2014
- ✦ Made his NFL debut and recorded seven solo tackles, a season-high three passes defended and one fumble recovery vs. Indianapolis (9/7)
- ✦ Notched six solo tackles and two tackles for loss vs. Kansas City

TEXANS BIOS

(9/16)

- Finished with three solo tackles, 1.0 sack, one quarterback hit, one tackle for loss and two passes defended at the N.Y. Jets (10/12)
- Tallied two solo tackles, one forced fumble, two passes defended and his first-career interception on Patriots QB Tom Brady at New England (11/2)
- Registered four solo tackles, two passes defended, one tackle for loss and one interception at Oakland (11/9)
- Finished with a season-high nine solo tackles, one tackle for loss and one forced fumble vs. Buffalo (12/7)
- Made his postseason debut and recorded two solo tackles and his first-career postseason interception of Colts QB Andrew Luck in the Divisional Round vs. Indianapolis (1/11/15)

COLLEGE:

- Played three seasons (2011-13) at Ohio State University in Columbus, Ohio after redshirting the 2010 campaign
- Started all 37 games of his collegiate career
- Tallied 44 passes defended and eight interceptions, including two interceptions returned for touchdowns in his career

- Returned two blocked punts for touchdowns and one recovered fumble for a touchdown
- Named a first-team All-Big Ten Conference selection in 2013, when he finished with 69 total tackles (54 solo), three interceptions and 16 passes defended
- Named a second-team All-America selection and first-team all-Big Ten Conference in 2012
- Led the nation and tied a school record with 19 passes defended as a redshirt sophomore
- Finished as the only player in the country to score touchdowns three different ways (interception, fumble recovery, blocked punt)
- Earned the Buckeyes' First Year Defensive Player Award after tying for the team lead with three interceptions as a redshirt freshman in 2011

PERSONAL:

- Attended Peachtree Ridge High School in Suwanee, Ga.
- Received All-Gwinnett County accolades following his senior year in 2009
- Majoring in communications at Ohio State
- Son of Betty and James Roby

BRADLEY ROBY'S NFL REGULAR SEASON DEFENSIVE STATISTICS

DATE	TEAM	GP	GS	TACKLES							INTERCEPTIONS					FUMBLES			ST					MISC		
				TK	S	A	TFL	YDS	SK	YDS	QBH	NO	YDS	LG	TD	PD	FF	FR	YDS	TK	S	A	FF	FR	S	A
2014	Broncos	16	2	64	62	2	5	11	1.0	3.0	1	2	0	0	0	13	2	1	0	1	1	0	0	1	0	0
2015	Broncos	16	4	40	34	6	1	4	0.0	0.0	0	1	19	19	0	10	1	1	21	0	0	0	0	0	0	
2016	Broncos	16	4	39	34	5	0	0	1.0	0.0	0	2	102	51t	2	8	1	0	0	0	0	0	0	0	0	
2017	Broncos	16	4	42	35	7	1	3	1.0	0.0	1	1	0	0	0	17	1	1	0	0	0	0	0	0	0	
2018	Broncos	15	15	50	45	5	1	2	0.0	0.0	0	1	0	0	0	12	2	0	0	0	0	0	0	0	0	
NFL TOTALS		79	29	235	210	25	8	20	3.0	3.0	2	7	121	51t	2	60	7	3	21	1	1	0	0	1	0	0

BRADLEY ROBY'S NFL POSTSEASON DEFENSIVE STATISTICS

DATE	TEAM	GP	GS	TACKLES							INTERCEPTIONS					FUMBLES			ST					MISC	
				TK	S	A	TFL	YDS	SK	YDS	QBH	NO	YDS	LG	TD	PD	FF	FR	YDS	TK	S	A	FF	FR	S
2014	Broncos	1	0	2	2	0	0	0.0	0.0	0	1	2	2	0	1	0	0	0	0	0	0	0	0	0	0
2015	Broncos	3	0	5	5	0	0	0.0	0.0	0	0	0	0	0	3	1	0	0	0	0	0	0	0	0	0
NFL TOTALS		4	0	7	7	0	0	0.0	0.0	0	1	2	2	0	4	1	0	0	0	0	0	0	0	0	0

SINGLE-GAME HIGHS: DEFENSIVE

Total Tackles	9 at Oakland Raiders, Nov 06, 2016 ...1 more at 9.	Tackles For Loss	2 vs. Kansas City Chiefs, Sep 14, 2014
Sacks	1.0 at Indianapolis Colts, Dec 14, 2017 ...2 more at 1.0.	Interceptions	1 at Arizona Cardinals, Oct 18, 2018 ...6 more at 1.
Passes Defensed	4 at Arizona Cardinals, Oct 18, 2018	Interception Return Yards	51 at Jacksonville Jaguars, Dec 04, 2016 ...1 more at 51.
Forced Fumbles	1 at San Francisco 49ers, Dec 09, 2018 ...6 more at 1.	Special Teams Tackles	1 at Kansas City Chiefs, Nov 30, 2014
Fumble Recoveries	1 at Miami Dolphins, Dec 03, 2017 ...2 more at 1.	Special Teams Fumble Recoveries	1 vs. Indianapolis Colts, Sep 07, 2014


SINGLE-GAME HIGHS - POSTSEASON: DEFENSIVE

Total Tackles	3 vs. Pittsburgh Steelers, Jan 17, 2016	Interceptions	1 vs. Indianapolis Colts, Jan 11, 2015
Passes Defensed	3 vs. Carolina Panthers, Feb 07, 2016	Interception Return Yards	2 vs. Indianapolis Colts, Jan 11, 2015
Forced Fumbles	1 vs. Pittsburgh Steelers, Jan 17, 2016		

TEXANS BIOS

2018 GAME-BY-GAME REGULAR SEASON STATISTICS (BRONCOS)

				TACKLES							INTERCEPTIONS					FUMBLES			ST					MISC					
W	DATE	OPPONENT		TK	S	A	SK	YDS	TFL	YDS	QBH	NO	YDS	LG	TD	PD	FF	FR	YDS	TK	S	A	FF	FR	S	A	W/L	SCORE	
01	09/09	Seahawks	S	2	2	0	0.0	0.0	0	0	0	0	0	0	0	0	0	0	0	0	0	0	0	0	0	0	W	27-24	
02	09/16	Raiders	S	5	5	0	0.0	0.0	0	0	0	0	0	0	0	0	0	0	0	0	0	0	0	0	0	0	W	20-19	
03	09/23	at Ravens	S	2	2	0	0.0	0.0	0	0	0	0	0	0	0	0	0	0	0	0	0	0	0	0	0	0	L	14-27	
04	10/01	Chiefs	S	3	3	0	0.0	0.0	0	0	0	0	0	0	0	1	0	0	0	0	0	0	0	0	0	0	L	23-27	
05	10/07	at Jets	S	0	0	0	0.0	0.0	0	0	0	0	0	0	0	1	0	0	0	0	0	0	0	0	0	0	L	16-34	
06	10/14	Rams	S	1	1	0	0.0	0.0	1	2	0	0	0	0	0	1	0	0	0	0	0	0	0	0	0	0	L	20-23	
07	10/18	at Cardinals	S	2	2	0	0.0	0.0	0	0	0	1	0	0	0	4	0	0	0	0	0	0	0	0	0	0	W	45-10	
08	10/28	at Chiefs	S	6	5	1	0.0	0.0	0	0	0	0	0	0	0	0	0	0	0	0	0	0	0	0	0	0	L	23-30	
09	11/04	Texans		INACTIVE																								L	17-19
11	11/18	at Chargers	S	3	2	1	0.0	0.0	0	0	0	0	0	0	0	2	0	0	0	0	0	0	0	0	0	0	W	23-22	
12	11/25	Steelers	S	6	6	0	0.0	0.0	0	0	0	0	0	0	0	1	1	0	0	0	0	0	0	0	0	0	W	24-17	
13	12/02	at Bengals	S	3	1	2	0.0	0.0	0	0	0	0	0	0	0	1	0	0	0	0	0	0	0	0	0	0	W	24-10	
14	12/09	at 49ers	S	4	4	0	0.0	0.0	0	0	0	0	0	0	0	0	1	0	0	0	0	0	0	0	0	0	L	14-20	
15	12/15	Browns	S	5	4	1	0.0	0.0	0	0	0	0	0	0	0	1	0	0	0	0	0	0	0	0	0	0	L	16-17	
16	12/24	at Raiders	S	3	3	0	0.0	0.0	0	0	0	0	0	0	0	0	0	0	0	0	0	0	0	0	0	0	L	14-27	
17	12/30	Chargers	S	5	5	0	0.0	0.0	0	0	0	0	0	0	0	0	0	0	0	0	0	0	0	0	0	0	L	9-23	
2018 TOTALS				15-15	50	45	5	0.0	0.0	1	2	0	1	0	0	0	12	2	0	0	0	0	0	0	0	0	6-10		



BRENNAN SCARLETT

OUTSIDE LINEBACKER

6-4 | 263 | STANFORD

HOMETOWN: PORTLAND, ORE. | AGE: 26

4TH NFL SEASON | 4TH WITH TEXANS | ACQUIRED: CFA-'16

2018 GP/GS: 12/3 | CAREER GP/GS (POST): 30/8 (2/0)

TEAMS: HOU '16-'18



57

TRANSACTIONS: Signed by the Houston Texans as a college free agent on May 6, 2016.

2018 (Houston 12/):

- Finished with 12 total tackles (eight solo), three passes defended, two quarterback hits, one interception, one forced fumble, one fumble recovery and six special teams tackles in 12 games
- Appeared on special teams and contributed to a unit that didn't surrender any punt return yards and limited the Patriots to one kickoff return for 19 yards at New England (9/9)
- Started at JACK and recorded three solo stops at Tennessee (9/16)
- Contributed on defense and special teams vs. the N.Y. Giants (9/23)
- Recorded one special teams tackle at Indianapolis (9/30)
- Contributed on special teams vs. Dallas (10/7)
- Recorded his first career fumble recovery, recovered a blocked punt and tallied one special teams tackle vs. Buffalo (10/14)
- Led the team with two special teams tackles at Jacksonville (10/21)
- Recorded two total tackles vs. Miami (10/25)
- Registered one solo stop, one quarterback hit, one pass defended and one special teams tackle at Denver (11/4)
- Recorded three total tackles (two solo), one quarterback hit, two passes defended and his first-career interception at Washington (11/18)
- Tallied three total tackles (two solo), one special teams tackle and one forced fumble vs. Tennessee (11/26). Became the first Texans player to record that stat line since Fred Bennett vs. Chicago in Week 17 of the 2008 season
- Contributed on special teams vs. Cleveland (12/2)
- Placed on the Reserve/Injured list on Dec. 8, 2018

2017 (Houston 11/5):

- Set single-season career highs in total tackles (26), sacks (2.0), passes defended (one), quarterback hits (three), tackles for loss (six), games played (11) and games started (five) despite missing the final five weeks of the season
- Ranked third on the team in tackles for loss
- Notched his first career start and produced four total tackles vs. Cleveland (10/15)
- Started his second-consecutive game and recorded the first pass defended of his career at Seattle (10/29)
- Made his third-consecutive start and posted a career-best four solo tackles with his first tackle for loss of the season vs. Indianapolis (11/5)

- Tallied four total tackles, two quarterback hits, three tackles for loss and the first two sacks of his career on the same drive at the Los Angeles Rams (11/12). He joined DE/OLB Jadeveon Clowney, ILB Benardrick McKinney and S Eddie Pleasant as the fourth Texan to record 2.0-or-more sacks in a game during the 2017 season
- Tied a career high with four total tackles and logged his second career game of multiple tackles for loss at Baltimore (11/27)
- Placed on the Reserve/Injured list on Dec. 4

2016 (Houston 7/0, 2/0):

- Tallied 10 total tackles (three solo) and one tackle for loss as a rookie
- Made his NFL debut and contributed with one special teams tackle vs. Kansas City (9/18)
- Saw his first action on defense and recorded one tackle at New England (9/22) in Week 3
- Tied for the team lead with a career-high two special teams tackles at Minnesota (10/9) in Week 5
- Placed on the Reserve/Injured list on Oct. 19
- Activated from the Reserve/Injured Designated for Return list on Dec. 17
- Played in his first game since Week 6 and tallied a career-high four total tackles (one solo) vs. Jacksonville (12/18) in Week 15
- Inactive for Week 16 vs. Cincinnati (12/24)
- Tied a single-game career high with four total tackles, including his first career tackle for loss, at Tennessee (1/1/17) in Week 17
- Played as a reserve linebacker and contributed on special teams in both postseason contests

COLLEGE:

- Played one season at Stanford (Calif.) University (2015) after transferring from the University of California, Berkeley, where he played three seasons (2011-12; 14)
- His first roommate at California was former Texans TE Stephen Anderson
- Redshirted the 2013 campaign at California due to injury
- Played in 17 games with 14 starts over four seasons with Cal but missed the entire 2013 campaign and significant portions of the 2011 and 2014 seasons due to injury
- Registered career totals of 54 total tackles, 9.0 tackles for loss (42 yards), 4.5 sacks (34 yards), three pass breakups, three forced fumbles and six quarterback hurries with the Golden Bears
- Led the Cardinal to a Rose Bowl victory over Iowa in January 2016 in his lone season with the program

TEXANS BIOS

- Joined Stanford as the program's first-ever graduate transfer
- That season, earned All-Pac-12 honorable mention after playing in 14 games and compiling 37 total tackles, 8.0 tackles for loss, 5.5 sacks and two pass breakups

PERSONAL:

- Prepped at Central Catholic High School in Portland, Ore.
- Earned varsity letters in football, swimming and track and field
- 2010 U.S. Army All-American Bowl
- 2010 PrepStar All-America
- 2010 SuperPrep All-America
- 31 total tackles in first two games of senior season
- 59 total tackles, 6.0 sacks, one interception and three forced

- fumbles as a junior
- 43 total tackles, 4.0 sacks and three forced fumbles as a sophomore
- National Federation of High School Awards for Excellence
- Multnomah Athletic Club Scholar Student Award
- Son of Paul and Suzy Scarlett
- Father ran track at BYU
- Two siblings, Cam and Isabella
- Grandfather, great-grandfather, uncle and multiple cousins attended Stanford
- Maternal grandfather, John Evans, was governor of Idaho from 1977-87
- Graduated from Cal's prestigious Haas School of Business in May of 2015 with a bachelor's degree in business administration

BRENNAN SCARLETT'S NFL REGULAR SEASON DEFENSIVE STATISTICS

DATE	TEAM	GP	GS	TACKLES								INTERCEPTIONS						FUMBLES			ST					MISC	
				TK	S	A	TFL	YDS	SK	YDS	QBH	NO	YDS	LG	TD	PD	FF	FR	YDS	TK	S	A	FF	FR	S	A	
2016	Texans	7	0	10	3	7	1	1	0.0	0.0	0	0	0	0	0	0	0	0	0	3	3	0	0	0	0	0	
2017	Texans	11	5	26	19	7	6	17	2.0	11.0	3	0	0	0	0	1	0	0	0	3	2	1	0	0	0	0	
2018	Texans	12	3	12	8	4	0	0	0.0	0.0	2	1	8	8	0	3	1	0	0	6	4	2	0	1	0	0	
NFL TOTALS		30	8	48	30	18	7	18	2.0	11.0	5	1	8	8	0	4	1	0	0	12	9	3	0	1	0	0	

BRENNAN SCARLETT'S NFL POSTSEASON DEFENSIVE STATISTICS

		TACKLES										INTERCEPTIONS					FUMBLES			ST					MISC	
DATE	TEAM	GP	GS	TK	S	A	TFL	YDS	SK	YDS	QBH	NO	YDS	LG	TD	PD	FF	FR	YDS	TK	S	A	FF	FR	S	A
2016	Texans	2	0	0	0	0	0	0	0.0	0.0	0	0	0	0	0	0	0	0	0	1	1	0	0	0	0	0
2018	Texans	0	0	0	0	0	0	0	0.0	0.0	0	0	0	0	0	0	0	0	0	0	0	0	0	0	0	0
NFL TOTALS		2	0	0	0	0	0	0	0.0	0.0	0	0	0	0	0	0	0	0	0	1	1	0	0	0	0	0

SINGLE-GAME HIGHS: DEFENSIVE

Total Tackles 4 at Baltimore Ravens, Nov 27, 2017
...6 more at 4.

Sacks 2.0 at Los Angeles Rams, Nov 12, 2017

Passes Defensed 2 at Washington Redskins, Nov 18, 2018

Forced Fumbles 1 vs. Tennessee Titans, Nov 26, 2018

Tackles For Loss 3 at Los Angeles Rams, Nov 12, 2017

Interceptions

Interception Return Yards

Special Teams Tackles

Special Teams Fumble Recoveries

1 at Washington Redskins, Nov 18, 2018

8 at Washington Redskins, Nov 18, 2018

2 at Jacksonville Jaguars, Oct 21, 2018

...2 more at 2.

1 vs. Buffalo Bills, Oct 14, 2018

SINGLE-GAME HIGHS - POSTSEASON: DEFENSIVE

Special Teams Tackles

1 at New England Patriots, Jan 14, 2017

TEXANS BIOS

2018 GAME-BY-GAME REGULAR SEASON STATISTICS (TEXANS)

				TACKLES							INTERCEPTIONS					FUMBLES			ST					MISC						
W	DATE	OPPONENT		TK	S	A	SK	YDS	TFL	YDS	QBH	NO	YDS	LG	TD	PD	FF	FR	YDS	TK	S	A	FF	FR	S	A	W/L	SCORE		
01	09/09	at Patriots	P	0	0	0	0.0	0.0	0	0	0	0	0	0	0	0	0	0	0	0	0	0	0	0	0	0	L	20-27		
02	09/16	at Titans	S	3	3	0	0.0	0.0	0	0	0	0	0	0	0	0	0	0	0	0	0	0	0	0	0	0	L	17-20		
03	09/23	Giants	P	0	0	0	0.0	0.0	0	0	0	0	0	0	0	0	0	0	0	0	0	0	0	0	0	0	L	22-27		
04	09/30	at Colts	P	0	0	0	0.0	0.0	0	0	0	0	0	0	0	0	0	0	0	0	1	1	0	0	0	0	W	37-34+		
05	10/07	Cowboys	P	0	0	0	0.0	0.0	0	0	0	0	0	0	0	0	0	0	0	0	0	0	0	0	0	0	W	19-16+		
06	10/14	Bills	P	0	0	0	0.0	0.0	0	0	0	0	0	0	0	0	0	0	0	0	1	1	0	0	1	0	W	20-13		
07	10/21	at Jaguars	P	0	0	0	0.0	0.0	0	0	0	0	0	0	0	0	0	0	0	0	2	1	1	0	0	0	W	20-7		
08	10/25	Dolphins	P	2	0	2	0.0	0.0	0	0	0	0	0	0	0	0	0	0	0	0	0	0	0	0	0	0	W	42-23		
09	11/04	at Broncos	S	1	1	0	0.0	0.0	0	0	1	0	0	0	0	1	0	0	0	0	1	1	0	0	0	0	W	19-17		
11	11/18	at Redskins	S	3	2	1	0.0	0.0	0	0	1	1	8	8	0	2	0	0	0	0	0	0	0	0	0	0	W	23-21		
12	11/26	Titans	P	3	2	1	0.0	0.0	0	0	0	0	0	0	0	0	1	0	0	0	1	0	1	0	0	0	W	34-17		
13	12/02	Browns	P	0	0	0	0.0	0.0	0	0	0	0	0	0	0	0	0	0	0	0	0	0	0	0	0	0	W	29-13		
14	12/09	Colts		RESERVE/INJURED																									L	21-24
15	12/15	at Jets		RESERVE/INJURED																									W	29-22
16	12/23	at Eagles		RESERVE/INJURED																									L	30-32
17	12/30	Jaguars		RESERVE/INJURED																									W	20-3
2018 TOTALS			12-3	12	8	4	0.0	0.0	0	0	2	1	8	8	0	3	1	0	0	6	4	2	0	1	0	0	11-5			

+ - Overtime

2018 GAME-BY-GAME POSTSEASON STATISTICS (TEXANS)

			TACKLES							INTERCEPTIONS					FUMBLES			ST					MISC				
W	DATE	OPPONENT	TK	S	A	SK	YDS	TFL	YDS	QBH	NO	YDS	LG	TD	PD	FF	FR	YDS	TK	S	A	FF	FR	S	A	W/L	SCORE
01	01/05	Colts	RESERVE/INJURED																							L	7-21
2018 TOTALS			0	0	0	0.0	0.0	0	0	0	0	0	0	0	0	0	0	0	0	0	0	0	0	0	0	0-1	



MAX SCHARPING

GUARD/TACKLE

6-6 | 327 | NORTHERN ILLINOIS

HOMETOWN: GREEN BAY, WIS. | AGE: 23

ROOKIE | 1ST WITH TEXANS | ACQUIRED: D2B-'19

CAREER GP/GS: 0/0

TEAMS: HOU '19



74

TRANSACTIONS: Selected by the Houston Texans with the 23rd pick in the second round (55th overall) of the 2019 NFL Draft.

CAREER AT NORTHERN ILLINOIS:

- ✦ Played four seasons (2015-18) at Northern Illinois University in DeKalb, Ill. after redshirting the 2014 campaign
- ✦ Started every game of his college career (53 games) and did not miss a snap as a senior in 2018
- ✦ Earned All-MAC honors at right tackle in 2016 and left tackle in 2017

2018 (Northern Illinois):

- ✦ Did not miss a snap after starting all 14 games and leading the Huskies to a MAC Championship
- ✦ Earned a \$13,000 scholarship as a National Football Foundation Scholar-Athlete and was one of 12 finalists for the Williams Campbell Trophy
- ✦ Semifinalist for the Wuerffel Trophy, given to the college football player 'who best combines exemplary community service with athletic and academic achievement.'
- ✦ Did not allow any sacks or QB pressures versus Utah, BYU or Florida State

2017 (Northern Illinois):

- ✦ Earned first-team All-MAC honors at left tackle
- ✦ Started all 13 games
- ✦ Led the way for Huskie running backs to run for more than 100 yards in four games including at Nebraska (9.16)
- ✦ Named to the Academic All-MAC for the third time and was a MAC Distinguished Scholar-Athlete

2016 (Northern Illinois):

- ✦ Earned All-MAC honors at right tackle
- ✦ Started every game for a second-consecutive year, including seven starts at right guard
- ✦ Member of an offensive line that led the nation in fewest sacks allowed with eight
- ✦ Helped block for back-to-back 300-yard rushing games against Western Illinois (9/24) and at Ball State (10/1)

2015 (Northern Illinois):


- ✦ Named to the FWAA Freshman All-American Team as the MAC's only representative on the team
- ✦ Started all 14 games for the Huskies as a freshman
- ✦ Started the season at right tackle, but also played right guard
- ✦ Named Northern Illinois Co-Offensive Player of the Week after the Huskies put up 59 points and 636 yards of total offense vs. Ball State (10/10)
- ✦ Helped the Huskies capture their sixth-consecutive MAC West title
- ✦ Earned Academic All-MAC and MAC Distinguished Scholar Athlete recognition

2014 (Northern Illinois):

- ✦ Redshirted the season

PERSONAL:

- ✦ Attended Southwest High School in Green Bay, Wisc.
- ✦ Named first-team all-state as a senior in 2013
- ✦ Three-time all-conference and two-time all-area selection
- ✦ Started all by one game over three seasons on the offensive and defensive lines
- ✦ Earned his undergraduate degree in kinesiology and completed his master's degree in December 2018



KENNY STILLS

WIDE RECEIVER

6-1 | 202 | OKLAHOMA

HOMETOWN: ENCINITAS, CALIF. | AGE: 27

7TH NFL SEASON | 1ST WITH TEXANS | ACQUIRED: T-'19 (MIA)

CAREER GP/GS (POST): 94/72 (3/2)

TEAMS: NO '13-14; MIA '15-18; HOU '19



12

TRANSACTIONS: Selected by the New Orleans Saints in the fifth round (144th overall) of the 2013 NFL Draft...Traded to the Dolphins on March 13, 2015...Re-signed with the Dolphins on March 9, 2017...Traded to the Houston Texas on Aug. 31, 2019

CAREER:

- ✦ Appeared in 94 games (71 starts), only missing two games over his six-year career
- ✦ Amassed 4,138 yards and 32 touchdowns on 259 receptions over his career with the Saints and Dolphins
- ✦ Averages 16.0 yards per reception since 2013, the second-best mark among NFL receivers (min. 200 catches)
- ✦ One of only five receivers in the NFL to record at least six receiving touchdowns in each of the last three seasons (2016-18)
- ✦ Has posted 7 games with 100-plus receiving yards
- ✦ Has averaged at least 14 yards per reception on at least 25 catches in each of the last three season, only one of three receivers in the NFL to accomplish the feat (T.Y. Hilton and A.J. Green)
- ✦ Since 2016, has notched 14 receptions of 20-plus yards, which ranks third in the NFL over that span
- ✦ Led the NFL in yards per reception as a rookie in 2013 with 20.0

2018 (Miami 15/15):

- ✦ Started in 15 games, serving as a team captain for the entire season
- ✦ Racked up 553 yards and six touchdowns on 37 receptions (14.9 average)
- ✦ Notched his first-career pass attempt, which resulted in a three-yard touchdown at Buffalo (12/30)
- ✦ Posted a season-high 135 yards and one touchdown on eight receptions (16.9 avg.) vs. New England (12/9). Surpassed 4,000 career receiving yards after a 43-yard reception in the second quarter
- ✦ Tallied four receptions for 106 yards (26.5 avg.) and two touchdowns vs. Tennessee (9/9), including a 75-yard touchdown reception, the second-longest of his career. Only the third multi-touchdown game of his career

2017 (Miami 16/16):

- ✦ Started in all 16 games for the Dolphins and pulled in 58 catches for 847 yards and six touchdowns (14.6 avg.)
- ✦ Caught five passes for 98 yards and a touchdown (19.6 avg.) vs. Denver (12/3)
- ✦ Notched a career-high 180 yards on seven receptions (25.7 avg.) and recorded a touchdown. His 180 yards were the seventh-most

in a single game in Dolphins history and his 25.7 average was the fourth best mark in Dolphins history

- ✦ Eclipsed 3,000 career receiving yards with a 65-yard performance at Baltimore (10/26)

2016 (Miami 16/16, 1/1):

- ✦ Started in all 16 games
- ✦ Finished the season with 42 receptions for 726 yards (17.3 avg.) and a career-high nine touchdowns. His nine touchdowns also led the team and ranked sixth in the NFL
- ✦ Averaged 17.3 yards per reception, the third-best mark in the league and averaged 13.0 yards at catch, the second-best mark in the NFL
- ✦ Started in the Wild Card Round at Pittsburgh (1/1/17) and pulled in five receptions for 82 yards (16.4 avg.)
- ✦ Caught six-of-seven targets for 97 yards and a touchdown vs. Arizona (12/11)
- ✦ Recorded a season-high 100 yards on five catches (20.0 avg.) and added a touchdown vs. Buffalo (10/23)

2015 (Miami 16/8):

- ✦ Played in all 16 games (eight starts) in his first season with the Dolphins
- ✦ Pulled in 27 receptions for 440 yards (16.3 average) and three touchdowns
- ✦ Posted 74 yards on three catches (24.7 avg.) at Buffalo (11/8)
- ✦ Notched five catches for a season-high 81 yards and a touchdown vs. the N.Y. Jets (10/4)

2014 (New Orleans 15/6):

- ✦ Appeared in 15 games (six starts) and established career highs in receptions (63) and receiving yards (931) and added three touchdowns on the season
- ✦ Pulled in five catches for a season-high 162 yards and a touchdown at Pittsburgh (11/30)
- ✦ Tallied 103 yards on five receptions (20.6 avg.) at Detroit (10/19) and added a touchdown in his second-career 100-yard performance

2013 (New Orleans 16/10, 2/1):

- ✦ Played in all 16 games (10 starts) as a rookie in New Orleans and finished the season with 641 yards and five touchdowns on 32 receptions (20.0 avg.)
- ✦ His 20.0 yards-per-catch average led the NFL and was the highest mark by a rookie in Saints history
- ✦ Notched the first 100-yards and first multi-touchdown

TEXANS BIOS

performance of his career with 129 yards and two touchdowns on three catches (43.0 avg.) vs. Buffalo (10/27)

- Recorded two catches for 86 yards (43.0 avg.) in his NFL debut vs. Atlanta (9/8)

COLLEGE:

- Played three seasons (2010-12) at Oklahoma University in Norman, Okla., and started in all 38 games of his career with the Sooners
- Left his mark on school history, finishing his collegiate career ranked fourth in career receptions (204), third in receiving yards (2,594) and fifth in touchdown receptions (24)

PERSONAL:

- Attended La Costa Canyon High School in Encinitas, Calif., where he broke the San Diego area career record with 3,041 receiving yards
- Three-time Nat Moore Community Service Award winner

(2016-18)

Rode a bike 14 miles to help raise money at the 2019 Dolphins Cancer Challenge

- Nominated for the Walter Payton Man of the Year twice (2018,2017)
- Helped donate football equipment to Miami's local NFL Youth Education Town center in 2018
- Worked with the Dolphins and the Ross Initiative in Sports for Equality (RISE) to host a town hall meeting in 2016 that brought influential local leaders together with law enforcement to discuss actionable steps that could be taken to address issues of racial inequality and unite the community
- Helped organize a police ride-along program and has inspired other NFL players to host similar programs in their local communities
- Helps fund CommUNITY tailgates, which bring local student-athletes, coaches, parents, community leaders, law enforcement and military personnel together at every Dolphins home game

KENNY STILL'S' NFL REGULAR SEASON RUSHING/RECEIVING STATISTICS

			RECEIVING					RUSHING				
DATE	TEAM	GP GS	NO.	YDS	AVG	LG	TD	NO.	YDS.	AVG.	LG	TD
2013	Saints	16 10	32	641	20.0	76t	5	3	10	3.3	4	0
2014	Saints	15 7	63	931	14.8	69t	3	1	-2	-2.0	-2	0
2015	Dolphins	16 8	27	440	16.3	47t	3	0	0	0.0	0	0
2016	Dolphins	16 16	42	726	17.3	74t	9	0	0	0.0	0	0
2017	Dolphins	16 16	58	847	14.6	61t	6	0	0	0.0	0	0
2018	Dolphins	15 15	37	553	14.9	75t	6	0	0	0.0	0	0
NFL TOTALS		94 72	259	4,138	16.0	76t	32	4	8	2.0	4	0

KENNY STILL'S' NFL POSTSEASON RUSHING/RECEIVING STATISTICS

			RECEIVING					RUSHING				
DATE	TEAM	GP GS	NO.	YDS	AVG	LG	TD	NO.	YDS.	AVG.	LG	TD
2013	Saints	2 1	3	35	11.7	14	0	1	1	1.0	1	0
2016	Dolphins	1 1	5	82	16.4	36	0	0	0	0.0	0	0
NFL TOTALS		3 2	8	117	14.6	36	0	1	1	1.0	1	0

KENNY STILL'S' NFL REGULAR SEASON RETURN STATISTICS

KICKOFF RETURNS												
DATE TEAM		RET.	YDS.	AVG.	LG	TD	PUNT RETURNS					
							NO.	FC	YDS	AVG	LG	TD
2013	Saints	0	0	0.0	0	0	0	0	0	0.0	0	0
2014	Saints	0	0	0.0	0	0	0	0	0	0.0	0	0
2015	Dolphins	0	0	0.0	0	0	0	0	0	0.0	0	0
2016	Dolphins	0	0	0.0	0	0	0	0	0	0.0	0	0
2017	Dolphins	0	0	0.0	0	0	0	0	0	0.0	0	0
2018	Dolphins	0	0	0.0	0	0	2	1	6	3.0	6	0
NFL TOTALS		0	0	0.0	0	0	2	1	6	3.0	6	0

TEXANS BIOS

KENNY STILLS' NFL POSTSEASON RETURN STATISTICS

DATE TEAM	RET.	KICKOFF RETURNS				PUNT RETURNS					
		YDS.	AVG.	LG	TD	NO.	FC	YDS	AVG	LG	TD
2013 Saints	0	0	0.0	0	0	0	0	0	0.0	0	0
2016 Dolphins	0	0	0.0	0	0	0	0	0	0.0	0	0
NFL TOTALS	0	0	0.0	0	0	0	0	0	0.0	0	0

SINGLE-GAME HIGHS: RUSHING/RECEIVING

Rush Attempts	1 vs. Baltimore Ravens, Nov 24, 2014 ...3 more at 1.	All-purpose yards	180 vs. Tampa Bay Buccaneers, Nov 19, 2017
Rushing Yards	4 vs. Buffalo Bills, Oct 27, 2013	Fair Catches	1 at Indianapolis Colts, Nov 25, 2018
Longest Runs	4 vs. Buffalo Bills, Oct 27, 2013	Punt Return Yards	6 vs. Buffalo Bills, Dec 02, 2018
Receptions	8 vs. New England Patriots, Dec 09, 2018 ...1 more at 8.	Longest Punt Return	6 vs. Buffalo Bills, Dec 02, 2018
Receiving Yards	180 vs. Tampa Bay Buccaneers, Nov 19, 2017	Punt Returns	2 vs. Buffalo Bills, Dec 02, 2018
Longest Receptions	76t vs. Tampa Bay Buccaneers, Dec 29, 2013	Miscellaneous Tackles	1 vs. Buffalo Bills, Dec 02, 2018 ...10 more at 1.
Receiving TDs	2 vs. Tennessee Titans, Sep 09, 2018 ...2 more at 2.	Most TDs	2 vs. Tennessee Titans, Sep 09, 2018 ...2 more at 2.

SINGLE-GAME HIGHS - POSTSEASON: RUSHING/RECEIVING

Rush Attempts	1 at Philadelphia Eagles, Jan 04, 2014	Receiving Yards	82 at Pittsburgh Steelers, Jan 08, 2017
Rushing Yards	1 at Philadelphia Eagles, Jan 04, 2014	Longest Receptions	36 at Pittsburgh Steelers, Jan 08, 2017
Longest Runs	1 at Philadelphia Eagles, Jan 04, 2014	All-purpose yards	82 at Pittsburgh Steelers, Jan 08, 2017
Receptions	5 at Pittsburgh Steelers, Jan 08, 2017		

100-YARD RECEIVING GAMES (7): REGULAR SEASON


DATE	TEAM	NO.	YDS.	AVG.	LG	TD
10/27/13	BILLS	3	129	43.0	69t	2
10/19/14	at Lions	5	103	20.6	46t	1
11/30/14	at Steelers	5	162	32.4	69t	1
10/23/16	BILLS	5	100	20.0	66t	1
11/19/17	BUCCANEERS	7	180	25.7	61t	1
09/09/18	TITANS	4	106	26.5	75t	2
12/09/18	PATRIOTS	8	135	16.9	43	1

TEXANS BIOS

2018 GAME-BY-GAME REGULAR SEASON STATISTICS (DOLPHINS)

W	DATE	OPPONENT	P/S	RECEIVING					RUSHING			TD	W/L	SCORE
				NO	YDS	AVG	LG	TD	ATT	YDS	LG			
01	09/09	Titans	S	4	106	27	75t	2	0	0	0	0	W	27-20
02	09/16	at Jets	S	2	17	9	13	0	0	0	0	0	W	20-12
03	09/23	Raiders	S	3	61	20	34t	1	0	0	0	0	W	28-20
04	09/30	at Patriots	S	3	40	13	22	0	0	0	0	0	L	7-38
05	10/07	at Bengals	S	2	17	9	13	0	0	0	0	0	L	17-27
06	10/14	Bears	S	1	35	35	35	0	0	0	0	0	W	31-28+
07	10/21	Lions	S	1	5	5	5t	1	0	0	0	0	L	21-32
08	10/25	at Texans						INACTIVE					L	23-42
09	11/04	Jets	S	1	19	19	19	0	0	0	0	0	W	13-6
10	11/11	at Packers	S	2	26	13	18	0	0	0	0	0	L	12-31
12	11/25	at Colts	S	1	6	6	6	0	0	0	0	0	L	24-27
13	12/02	Bills	S	4	37	9	13t	1	0	0	0	0	W	21-17
14	12/09	Patriots	S	8	135	17	43	1	0	0	0	0	W	34-33
15	12/16	at Vikings	S	1	17	17	17	0	0	0	0	0	L	17-41
16	12/23	Jaguars	S	1	5	5	5	0	0	0	0	0	L	7-17
17	12/30	at Bills	S	3	27	9	12	0	0	0	0	0	L	17-42
2018 TOTALS			15-15	37	553	14.9	75t	6	0	0	0	0	7-9	

+ - Overtime



LAREMY TUNSIL

TACKLE

6-5 | 313 | MISSISSIPPI

HOMETOWN: LAKE CITY, FLA. | AGE: 25

4TH NFL SEASON | 1ST WITH TEXANS | ACQUIRED: T-'19 (MIA)

CAREER GP/GS (POST): 44/44 (1/1)

TEAMS: MIA '16-18; HOU '19



78

TRANSACTIONS: Selected by the Miami Dolphins in the first round (13th overall) of the 2016 NFL Draft...Traded to the Houston Texans on Sept. 1, 2019.

HONORS:

- 2016 PFWA All-Rookie Team

2018 (Miami 15/15):

- Started in 15 games for the Dolphins, paving the way for a run game that averaged 4.68 yards per play, the ninth-best average in the league
- Blocked for an offense that produced 412 total net yards vs. New England (12/9) with 265 yards and three touchdowns passing and 161 yards and three touchdowns rushing
- Paved the way for a season-high 541 net yards of total offense in the Week 6 win vs. Chicago (10/14), including 380 yards and three touchdowns passing and 161 yards rushing on 31 carries (5.2 avg.)

2017 (Miami 15/15):

- Started in 15 games at left tackle as part of an offensive line that ranked 10th in the league in sacks per pass attempt with 5.48 percent
- Paved the way for 114 yards rushing from RB Kenyan Drake vs. New England (12/11), his second-consecutive 100-yard performance
- Started at left tackle and blocked for RB Kenyan Drake's first-career 100-yard performance with 120 yards and one touchdown vs. Denver (12/3)
- Blocked for RB Jay Ajayi's 122 yards at L.A. Chargers (9/17), which snapped the Chargers' streak of 17-straight games without

allowing a 100-yard rusher

2016 (Miami 14/14; 1/1):

- Started 14 games in his rookie season, 12 at left guard and two at left tackle, becoming the first player in Dolphins history to start at least one game at guard and tackle in his rookie season
- Allowed just 0.5 sacks in his 12 starts at left guard
- Part of an offensive line that helped RB Jay Ajayi eclipse the 1,000-yard rushing mark for the first time in his career, rushing the 1,272 yards, the third-best total in Dolphins history
- Paved the way for two straight 200-yard performances from RB Jay Ajayi with 204 yards vs. Pittsburgh (10/16) and 214 yards vs. Buffalo (10/23)

COLLEGE:

- Played three seasons (2013-15) at the University of Mississippi in Oxford, Miss., appearing in 29 games (26 starts) for the Rebels
- As senior, helped the Rebels average 201.7 yards rushing and 514.0 total yards per game
- Earned second-team All-America and first-team All-SEC honors in back-to-back seasons (junior and senior)
- Played in 12 games (9 starts) as a true freshman and was named to the SEC All-Freshman team, earned freshman All-American honors and became only the second player in Ole Miss' history to earn second-team All-SEC honors

PERSONAL:

- Attended Columbia (Fla.) High School, where he was a Class 6A All-State tackle and was ranked the fifth-best recruit in the nation by ESPN
- Son of Desiree Tunsil
- His brother, Alex Weber, was a wide receiver at Ole Miss

LAREMY TUNSIL'S NFL REGULAR SEASON STATISTICS

DATE TEAM	GP	GS
2016 Dolphins	14	14
2017 Dolphins	15	15
2018 Dolphins	15	15
NFL TOTALS	44	44

TEXANS BIOS

LAREMY TUNSIL'S NFL POSTSEASON STATISTICS

DATE TEAM GP GS

2016 Dolphins 1 1

NFL TOTALS 1 1

2018 GAME-BY-GAME REGULAR SEASON STATISTICS (DOLPHINS)

W	DATE	OPPONENT	P/S		W/L	SCORE
01	09/09	Titans	S		W	27-20
02	09/16	at Jets	S		W	20-12
03	09/23	Raiders	S		W	28-20
04	09/30	at Patriots	S		L	7-38
05	10/07	at Bengals	S		L	17-27
06	10/14	Bears	S		W	31-28+
07	10/21	Lions	S		L	21-32
08	10/25	at Texans	S		L	23-42
09	11/04	Jets	S		W	13-6
10	11/11	at Packers		INACTIVE	L	12-31
12	11/25	at Colts	S		L	24-27
13	12/02	Bills	S		W	21-17
14	12/09	Patriots	S		W	34-33
15	12/16	at Vikings	S		L	17-41
16	12/23	Jaguars	S		L	7-17
17	12/30	at Bills	S		L	17-42
2018 TOTALS			15-15		7-9	

+ - Overtime



CARLOS WATKINS

DEFENSIVE END

6-3 | 297 | CLEMSON

HOMETOWN: MOORESBORO, N.C. | AGE: 25

3RD NFL SEASON | 3RD WITH TEXANS | ACQUIRED: D4B-'17

2018 GP/GS: 4/0 | CAREER GP/GS: 16/6

TEAMS: HOU '17-'18



91

TRANSACTIONS: Selected by the Houston Texans with the 36th pick in the fourth round (142nd overall) of the 2017 NFL Draft.

2018 (Houston 4/0; 0/0):

- Finished with three total tackles (two solo), one quarterback hit, one tackle for loss and 1.0 sack in four games
- Inactive in Weeks 1-6
- Active, but did not play Week 7 at Jacksonville (10/21)
- Made his season debut vs. Miami (10/25)
- Contributed on defense and special teams at Denver (11/4)
- Inactive Weeks 11-15
- Contributed on defense and special teams at Philadelphia (12/23)
- Finished with three total tackles (two solo), 1.0 sack, one quarterback hit and one tackle for loss vs. Jacksonville (12/30). Sacked Jaguars QB Blake Bortles for a loss of two yards in the fourth quarter for his first career sack
- Inactive in the Wild Card Round vs. Indianapolis (1/5)

2017 (Houston 12/6):

- Recorded 21 total tackles (nine solo), three tackles for loss and one pass defended in 12 games as a rookie in 2017
- Made his NFL debut and recorded one tackle vs. Tennessee (10/1)
- Started his first career game and produced three total tackles and his first tackle for loss vs. Indianapolis (11/5)
- Notched his second consecutive start and made two total tackles, one tackle for loss and tallied his first career pass defended at the Los Angeles Rams (11/12)
- Registered two total tackles and one tackle for loss at Baltimore (12/3)
- Made his fifth start of the season and produced a pair of tackles vs. Pittsburgh (12/25)
- Notched a career-best five total tackles at Indianapolis (12/31)

COLLEGE:

- Played five seasons (2012-16) at Clemson (S.C.) University
- Received a medical redshirt for the 2013 campaign after sustaining injuries in a car crash
- Finished his Tigers career with 191 total tackles, 26 tackles for loss and 14 sacks in 1,666 snaps over 53 games (30 starts)
- Tallied 24 career games with at least one tackle for loss, and

Clemson was 22-2 in those contests

- Played and roomed with Texans NT D.J. Reader at Clemson
- Earned Senior Bowl invitation
- CFP National Champion (2016)
- CBS Sports first-team All-American (2016)
- Associated Press second-team All-American (2016)
- Phil Steele fourth-team All-American (2016)
- ESPN All-Bowl Team (2016)
- First-team All-ACC (media, coaches)
- Logged 82 total tackles, 13.5 for loss and 10.5 sacks in 758 snaps over 15 games (15 starts) in his senior campaign
- His sack total in 2016 was the highest by a Clemson defensive tackle in history, breaking the mark of 10.0 held by Jim Stuckey, William Perry and Michael Dean Perry
- A first-team All-ACC (media) and second-team All-ACC (coaches) selection as a junior in 2015
- Registered 69 tackles, eight tackles for loss and 3.5 sacks in 570 snaps over 15 games (14 starts) in 2015
- Recorded 13 tackles, two tackles for loss and four quarterback pressures in 135 snaps over 11 games as a redshirt sophomore in 2014
- Tallied 11 total tackles, 1.5 tackles for loss and one quarterback pressure in 90 snaps over three games (one start) in 2013
- Recorded 16 total tackles, one tackle for loss and three quarterback pressures in 113 snaps over nine games in his first season with the Tigers

PERSONAL:

- Attended Chase High School in Forest City, N.C.
- Rated as the No. 55 player and No. 7 defensive lineman in the nation as well as No. 4 player in North Carolina by 247Sports.com
- No. 104 overall player and No. 8 defensive tackle in the nation as well as No. 5 player in North Carolina by Rivals.com
- No. 8 defensive tackle in the nation by Scout.com
- Notched 15.0 sacks, one interception and five forced fumbles as a senior
- Made 50 tackles, 29 tackles for loss and 14.0 sacks as a junior
- Played in the U.S. Army All-American game and the Shrine Bowl
- Averaged over 21 points and 10 rebounds per game in basketball as a junior
- Cousin of former Clemson defensive end Dane Rogers
- Earned undergraduate degree in sociology in December 2016

TEXANS BIOS

CARLOS WATKINS' NFL REGULAR SEASON DEFENSIVE STATISTICS

DATE	TEAM	GP	GS	TACKLES							INTERCEPTIONS						FUMBLES			ST					MISC	
				TK	S	A	TFL	YDS	SK	YDS	QBH	NO	YDS	LG	TD	PD	FF	FR	YDS	TK	S	A	FF	FR	S	A
2017	Texans	12	6	21	9	12	3	9	0.0	0.0	0	0	0	0	0	1	0	0	0	0	0	0	0	0	0	0
2018	Texans	4	0	3	2	1	1	2	1.0	2.0	1	0	0	0	0	0	0	0	0	0	0	0	0	0	0	0
NFL TOTALS		16	6	24	11	13	4	11	1.0	2.0	1	0	0	0	0	1	0	0	0	0	0	0	0	0	0	0

CARLOS WATKINS' NFL POSTSEASON DEFENSIVE STATISTICS

DATE	TEAM	GP	GS	TACKLES							INTERCEPTIONS						FUMBLES			ST					MISC	
				TK	S	A	TFL	YDS	SK	YDS	QBH	NO	YDS	LG	TD	PD	FF	FR	YDS	TK	S	A	FF	FR	S	A
2018	Texans	0	0	0	0	0	0	0	0.0	0.0	0	0	0	0	0	0	0	0	0	0	0	0	0	0	0	0
NFL TOTALS		0	0	0	0	0	0	0	0.0	0.0	0	0	0	0	0	0	0	0	0	0	0	0	0	0	0	0

SINGLE-GAME HIGHS: DEFENSIVE

Total Tackles 5 at Indianapolis Colts, Dec 31, 2017

Sacks 1.0 vs. Jacksonville Jaguars, Dec 30, 2018

Passes Defensed 1 at Los Angeles Rams, Nov 12, 2017

Tackles For Loss 1 vs. Jacksonville Jaguars, Dec 30, 2018

...3 more at 1.

2018 GAME-BY-GAME REGULAR SEASON STATISTICS (TEXANS)

W	DATE	OPPONENT	TACKLES							INTERCEPTIONS						FUMBLES			ST					MISC		W/L	SCORE
			TK	S	A	SK	YDS	TFL	YDS	QBH	NO	YDS	LG	TD	PD	FF	FR	YDS	TK	S	A	FF	FR	S	A		
01	09/09	at Patriots																								L	20-27
02	09/16	at Titans																								L	17-20
03	09/23	Giants																								L	22-27
04	09/30	at Colts																								W	37-34+
05	10/07	Cowboys																								W	19-16+
06	10/14	Bills																								W	20-13
07	10/21	at Jaguars																								W	20-7
08	10/25	Dolphins	P	0	0	0	0.0	0.0	0	0	0	0	0	0	0	0	0	0	0	0	0	0	0	0	0	W	42-23
09	11/04	at Broncos	P	0	0	0	0.0	0.0	0	0	0	0	0	0	0	0	0	0	0	0	0	0	0	0	0	W	19-17
11	11/18	at Redskins																								W	23-21
12	11/26	Titans																								W	34-17
13	12/02	Browns																								W	29-13
14	12/09	Colts																								L	21-24
15	12/15	at Jets																								W	29-22
16	12/23	at Eagles	P	0	0	0	0.0	0.0	0	0	0	0	0	0	0	0	0	0	0	0	0	0	0	0	0	L	30-32
17	12/30	Jaguars	P	3	2	1	1.0	2.0	1	2	1	0	0	0	0	0	0	0	0	0	0	0	0	0	0	W	20-3
2018 TOTALS			4-0	3	2	1	1.0	2.0	1	2	1	0	0	0	0	0	0	0	0	0	0	0	0	0	0	0	11-5

+ - Overtime

2018 GAME-BY-GAME POSTSEASON STATISTICS (TEXANS)

			TACKLES							INTERCEPTIONS						FUMBLES			ST					MISC			
W	DATE	OPPONENT	TK	S	A	SK	YDS	TFL	YDS	QBH	NO	YDS	LG	TD	PD	FF	FR	YDS	TK	S	A	FF	FR	S	A	W/L	SCORE
01	01/05	Colts	INACTIVE																							L	7-21
2018 TOTALS			0	0	0	0.0	0.0	0	0	0	0	0	0	0	0	0	0	0	0	0	0	0	0	0	0	0-1	



DESHAUN WATSON

QUARTERBACK

6-2 | 215 | CLEMSON

HOMETOWN: GAINESVILLE, GA. | AGE: 23

3RD NFL SEASON | 3RD WITH TEXANS | ACQUIRED: D1-'17

2018 GP/GS (POST): 16/16 (1/1) | CAREER GP/GS (POST): 23/22 (1/1)

TEAMS: HOU '17-'18



4

TRANSACTIONS: Selected by the Houston Texans with the 12th pick in the first round (12th overall) of the 2017 NFL Draft.

HONORS:

- Pro Bowl selection (2018)
- AFC Offensive Player of the Week (Week 4, 2017)
- AFC Offensive Player of the Month (October 2017)
- NFL Offensive Rookie of the Month (October 2017)
- Pro Football Weekly All-Rookie (2017)
- FedEx Air Player of the Week (Week 4, 2017)

2018 (Houston 16/16; 1/1)

- Finished the season 345-of-505 passing (68.3%) for 4,165 yards, 26 touchdowns, nine interceptions and a franchise-record 103.1 passer rating. Also rushed 99 times for 551 yards (5.6 avg.) and five touchdowns
- Became the first quarterback to record at least 4,000 yards and 25 passing touchdowns and rush for 500 yards and five touchdowns in a single season in NFL history
- Completed 17-of-34 passes for 176 yards and one touchdown and rushed for 40 yards on eight carries (5.0 avg.) at New England (9/9)
- Threw for 310 yards, two touchdowns and one interception on 22-of-32 passing (68.8%) and rushed for 44 yards on five carries (8.8 avg.) at Tennessee (9/16)
- Completed 24-of-40 passes (60.0%) for 285 yards, two touchdowns, one interception and a 98.4 passer rating vs. the N.Y. Giants (9/23). Also, rushed for a team-high 36 yards on five carries (7.2 avg.)
- Completed 29-of-42 passes for 375 yards and two touchdowns with one interception at Indianapolis (9/30). Also ran for 41 yards on six carries (6.8 avg.) and one touchdown. Became only the third quarterback since the NFL/AFL merger to throw for at least 375 yards and two touchdowns and rush for 40-or-more yards and one touchdown. Matched Kurt Warner and Marc Bulger for the most games (eight) with multiple touchdown passes through a player's first 11 career games in NFL history
- Threw for 375 yards and one touchdown on 33-of-44 passing and rushed 10 times for 40 yards (4.0 avg.) vs. Dallas (10/7). Extended his streak of games with at least 375 yards passing and 35 yards rushing to three. No other quarterback has ever accomplished that feat in back-to-back games in NFL history
- Completed 15-of-25 passes for 177 yards, one touchdown and two interceptions vs. Buffalo (10/14)
- Threw for 134 yards and one touchdown on 12-of-24 passing and an 81.8 passer rating at Jacksonville (10/21). Rushed seven

times for 13 yards (1.9 avg.)

- Completed 16-of-20 passes (80.0%) for 239 yards, five touchdowns, no interceptions and a 156.0 passer rating vs. Miami (10/25). Recorded more touchdown passes (five) than incompletions (four) and led the team to three touchdown drives that lasted under one minute. Became the first quarterback to record multiple games with at least five touchdown passes within a player's first 15 career games since the AFL/NFL merger and the first since QB Norm Van Brocklin in 1950
- Finished with 213 yards and two touchdowns on 17-of-24 passing (70.8%) and rushed for 38 yards on six carries (6.3 avg.) at Denver (11/4)
- Completed 16-of-24 passes for 208 yards, one touchdown, two interceptions and 72.9 passer rating at Washington (11/18). Tied Dan Marino (37) for the second-most touchdown passes through a player's first 17 career games in NFL history
- Finished with 210 yards and two touchdowns on 19-of-24 passing and rushed for a career-high 70 yards and one touchdown vs. Tennessee (11/26). Joined Kurt Warner as the only quarterbacks to throw for at least 4,500 yards and 35 touchdowns in their first 18 career games in NFL history
- Completed 22-of-31 passes (71.0%) for 224 yards and one touchdown and rushed seven times for 30 yards (4.3 avg.) vs. Cleveland (12/2). Set a franchise record for the most consecutive games with a touchdown pass (17)
- Threw for 267 yards and one touchdown, no interceptions and a 99.3 passer rating on 27-of-38 passing (71.1%) vs. Indianapolis (12/9). Rushed for 35 yards on five carries (7.0 avg.). Joined Cam Newton (2017) and Russell Wilson (2017) as the only quarterbacks to throw for at least 3,000 yards and 20 touchdowns and rush for 400 yards in a single season since the beginning of the 2016 season
- Completed 22-of-28 passes (78.6 avg.) for 294 yards and two touchdowns at the N.Y. Jets (12/15). Also rushed for 26 yards on four attempts (6.5 avg.)
- Recorded 339 yards on 29-of-40 passes (72.5 percent) and two touchdowns, and rushed eight times for 49 yards (6.1 avg.) and two touchdowns at Philadelphia (12/23). Became the first quarterback to throw for at least 330 yards and two touchdowns and rush for 40 yards and two touchdowns in a single game since Michael Vick in Week 10 of the 2010 season. Watson, Vick and Steve Young are the only three quarterbacks in NFL history to accomplish the feat in a game
- Completed 25-of-35 passes (71.4%) for 234 yards, no touchdowns, no interceptions and an 89.5 passer rating and ran for a game-high 66 yards on 13 carries (5.1 avg.) and one touchdown vs. Jacksonville (12/30)

- Finished with 235 yards on 29-of-49 passing (59.1%) with one touchdown and one interception. Also rushed eight times for a career-high 76 yards (9.5 avg.). Joined Donovan McNabb and Colin Kaepernick as the only quarterbacks to throw for at least 200 yards and rush for 75 yards in a postseason game since 2000

2017 (Houston 7/6):

- Completed 126-of-204 passes for 1,699 yards and 19 touchdowns, while rushing for 269 yards and two touchdowns on 36 carries in seven games as a rookie
- Set NFL records for most passing touchdowns (19) through a player's first seven career games and most passing touchdowns (18 in Weeks 3-8) by a rookie over any five-game span in NFL history
- Recorded three games with four-or-more passing touchdowns, joining Fran Tarkenton as the only rookies in NFL history to do so
- Joined Cam Newton as the only rookies in NFL history to average 240-or-more passing yards and 35-or-more rushing yards per game
- Was the first rookie quarterback in NFL history with two games of 300-or-more passing yards and 40-or-more rushing yards in a season
- Played in the second half of the season opener vs. Jacksonville (9/10). Threw for a touchdown on the first drive of his NFL career
- Made his first career start at Cincinnati (9/14) and recorded the longest rush ever by a Texans quarterback (49 yards), compiled the most rushing yards ever by a Texans quarterback (67), became the first quarterback to score touchdowns in his first two games with the Texans and led the team in both rushing and passing
- Became the first quarterback in franchise history and fourth rookie since 2000 to record 300-plus passing yards and 40-plus rushing yards in a single game at New England (9/24). Watson's 301 passing yards established a Texans single-game rookie record and he became the first rookie quarterback to throw for 300-plus yards against the defending Super Bowl champions since Cam Newton did so against the Green Bay Packers in 2011. Recorded his first multi-touchdown game and guided the Texans to their most points (30) since Week 16 of the 2015 season. Watson and RB D'Onta Foreman combined for 664 yards passing and rushing through the first three games of the season, the most by a rookie combination in franchise history and second most among rookie combinations in the NFL
- Completed 25-of-34 passes (73.5%) for 283 yards and four touchdowns and added 24 yards and one score on the ground vs. Tennessee (10/1). With his performance, Watson tied the all-time rookie quarterback record with five touchdowns in the game and became the first quarterback to throw for four touchdowns and run for one since Fran Tarkenton in 1961. Watson became the only rookie in NFL history with seven-or-more passing touchdowns and two-or-more rushing touchdowns in his team's first four games of a season, became the first rookie quarterback in team history with three-or-more touchdown passes in a game and led the Texans to a team-record 57 points
- Completed 16-of-31 passes for 261 yards and five touchdowns and added 31 rushing yards vs. Kansas City (10/8). With his Week 5 performance, Watson became the first rookie quarterback in NFL history to produce five-or-more touchdowns in consecutive games and became the second rookie quarterback to throw for four-or-more touchdowns in back-to-back games. Watson also became the first rookie quarterback to throw for 260 yards and rush for 20 yards in three consecutive

games and became the first rookie quarterback to total 12 touchdowns in his first five games

- Threw for 225 yards and three touchdowns and added 23 rushing yards vs. Cleveland (10/15). His 15 passing touchdowns were the most by a rookie in his first six games and tied the NFL record for most passing touchdowns for a quarterback through his first six career games. Became the first rookie since the merger to throw for three-or-more touchdown passes in three consecutive games and became the first rookie in NFL history with 225-or-more passing yards and 20-or-more rushing yards in four consecutive games. With the performance, Watson passed Ryan Mallet (1,170) for the ninth-most passing yards in Texans history, Ryan Fitzpatrick (184) for the third-most rushing yards by a quarterback in franchise history and tied Brock Osweiler (15) for the sixth-most passing touchdowns in team history
- Tallied 402 passing yards with four touchdowns and added 67 rushing yards on eight carries at Seattle (10/29). He became the first quarterback in NFL history with 400-or-more passing yards, four-or-more passing touchdowns and 50-or-more rushing yards in a single game while also passing Kurt Warner for the most passing touchdowns (18) through a player's first seven career games in NFL history. His 18 passing touchdowns in his past five games are the most by a rookie over any five-game span in NFL history. Watson became the fifth quarterback and first rookie in NFL history to have a five-game stretch of 225-or-more passing yards and 20-or-more rushing yards, joining Andrew Luck (2015-16), Aaron Rodgers (2016), Daunte Culpepper (2004) and Randall Cunningham (1990). His four passing touchdowns tie Peyton Manning, Marcus Mariota and Dak Prescott for the most games (four) of three-or-more passing touchdowns by a rookie in NFL history
- Placed on the Reserve/Injured list on Nov. 3

COLLEGE:

- Played three seasons (2014-16) at Clemson (S.C.) University
- Put up record numbers and guided Clemson to consecutive College Football Playoff appearances, with the school's second National Championship in 2016
- Led Clemson to 28 wins over his final two seasons and compiled a 32-3 record as a starter, which was the best winning percentage in school history for a quarterback
- Two-time Heisman Trophy finalist; finished third in the 2015 balloting with 148 first-place votes and second in 2016 with 269 first-place votes
- The first ACC player to finish in the top three of the voting on multiple occasions
- Two-time recipient of the Davey O'Brien Award, one of only four quarterbacks who can make that claim, and the first since Oklahoma's Jason White in 2003,04, also two-time winner of the Manning Award
- Finished third in ACC history in total offense (12,094), behind only NC State's Philip Rivers and Tajh Boyd
- Threw for 10,163 yards and 90 career touchdowns
- Tops in Clemson history in career completion percentage (.674), passing efficiency (157.5) and total offense per game (318.3)
- In his career in the fourth quarter, passed for 16 touchdowns with only two interceptions
- CFP National Champion (2016)
- National Championship Game Most Valuable Offensive Player (2016)
- Fiesta Bowl Most Valuable Offensive Player (2016)
- Capital One Orange Bowl Offensive Most Valuable Player (2015)

TEXANS BIOS

- Scout.com National Player of the Year (2016)
- First-team All-America by AFCA, Associated Press, CBS Sports, ESPN.com, Football Writers Association and USA Today (2015)
- ACC Player of the Year (2015)
- ACC Championship Game Most Valuable Player (2015)
- Second-team All-America by AFCA and Associated Press (2016)
- Second-team All-America by Sporting News, Sports Illustrated and Walter Camp (2015, 2016)
- One of four quarterbacks to win the Davey O'Brien Award twice (2015, 2016)
- Manning Award (2015, 2016)
- All-ACC Academic Team (2015, 2016)
- Johnny Unitas Award (2016)
- Bobby Bowden Award (2016)
- Walter Camp Player of the Year finalist (2015, 2016)
- Maxwell Award semi-finalist (2016)
- Maxwell Award finalist (2015)
- Heisman Trophy Finalist (3rd - 2015, 2nd - 2016)
- Turned in one of the most decorated seasons in college football history, including being named a Heisman finalist and National Championship Game Most Valuable Offensive Player after leading Clemson to its second National Championship in 2016
- Set Clemson records by throwing for 4,593 yards and 41 touchdowns as a junior
- Completed 67 percent of his passes and accounted for 5,219 yards of total offense, 10 more than his total from the 2015 season
- Accounted for 50 touchdowns in all, with nine rushing scores
- Posted 463 yards of total offense and four total touchdowns to lead Tigers to dramatic 35-31 win over Alabama in the National Championship Game (1/9/17)
- Became Clemson's first winner of the prestigious Davey O'Brien and Manning Awards in 2015

- First player in FBS history with at least 4,000 passing yards and 1,000 rushing yards in a season as a sophomore
- Set National Championship Game record with 478 yards of total offense, including a passing total of 405 yards and four touchdowns vs. Alabama (1/11/16) as a sophomore
- Completed 93-of-137 passes for 1,466 yards and 14 touchdowns against only two interceptions in 330 snaps over eight games as a freshman in 2014

PERSONAL:

- Four-year starter at Gainesville (Ga.) High School
- Set state career records for total offense yards (17,134) and total touchdowns (218)
- Notched 13,077 passing yards and 155 touchdowns along with 4,057 rushing yards and 63 touchdowns in his career
- Set the state career records for passing touchdowns and total offense yards by the end of his junior season
- Named state player of the year as a sophomore, junior and senior and earned Gatorade Player of the Year honors in Georgia as a senior
- Amassed 4,431 passing yards and 57 touchdowns against only five interceptions along with 1,057 rushing yards and 14 touchdowns as a senior
- Logged 5,700 total offense yards and 64 touchdowns, including 4,024 passing yards and 50 touchdowns, as a junior
- No. 16 player and No. 1 dual-threat quarterback in the nation by ESPN
- No. 31 player and No. 1 dual-threat quarterback in the nation and No. 2 player in Georgia by Rivals.com
- Selected to play in the U.S. Army All-American Game and Under Armour All-American Game
- Earned undergraduate degree in communication in December 2016

DESHAUN WATSON'S NFL REGULAR SEASON PASSING/RUSHING STATISTICS

				PASSING											RUSHING				
DATE	TEAM	GP	GS	ATT.	CMP.	PCT.	YDS	AVG.	TD	INT.	LG	SK	LST	RATE	NO.	YDS.	AVG.	LG	TD
2017	Texans	7	6	204	126	61.8	1,699	8.3	19	8	72t	19	116	103.0	36	269	7.5	49t	2
2018	Texans	16	16	505	345	68.3	4,165	8.2	26	9	73t	62	384	103.1	99	551	5.6	34	5
TOTALS		23	22	709	471	66.4	5,864	8.3	45	17	73t	81	500	103.1	135	820	6.1	49T	7

DESHAUN WATSON'S NFL POSTSEASON PASSING/RUSHING STATISTICS

				PASSING											RUSHING				
DATE	TEAM	GP	GS	ATT.	CMP.	PCT.	YDS	AVG.	TD	INT.	LG	SK	LST	RATE	NO.	YDS.	AVG.	LG	TD
2018	Texans	1	1	49	29	59.2	235	4.8	1	1	20	3	18	69.7	8	76	9.5	21	0
TOTALS		1	1	49	29	59.2	235	4.8	1	1	20	3	18	69.7	8	76	9.5	21	0

TEXANS BIOS

SINGLE-GAME HIGHS: QUARTERBACK

Pass Attempts 44 vs. Dallas Cowboys, Oct 07, 2018
Pass Completions 33 vs. Dallas Cowboys, Oct 07, 2018
Yards Passing 402 at Seattle Seahawks, Oct 29, 2017
TD Passes 5 vs. Miami Dolphins, Oct 25, 2018
 ...1 more at 5.
Long Passes 73t vs. Miami Dolphins, Oct 25, 2018
Completion Percentage 80.0 vs. Miami Dolphins, Oct 25, 2018

Passer Rating 156 vs. Miami Dolphins, Oct 25, 2018
Rush Attempts 13 vs. Jacksonville Jaguars, Dec 30, 2018
Rushing Yards 70 vs. Tennessee Titans, Nov 26, 2018
Longest Runs 49t at Cincinnati Bengals, Sep 14, 2017
Rushing TDs 2 at Philadelphia Eagles, Dec 23, 2018

SINGLE-GAME HIGHS - POSTSEASON: QUARTERBACK

Pass Attempts 49 vs. Indianapolis Colts, Jan 05, 2019
Pass Completions 29 vs. Indianapolis Colts, Jan 05, 2019
Yards Passing 235 vs. Indianapolis Colts, Jan 05, 2019
TD Passes 1 vs. Indianapolis Colts, Jan 05, 2019
Long Passes 20 vs. Indianapolis Colts, Jan 05, 2019

Completion Percentage 59.2 vs. Indianapolis Colts, Jan 05, 2019
Passer Rating 69.7 vs. Indianapolis Colts, Jan 05, 2019
Rush Attempts 8 vs. Indianapolis Colts, Jan 05, 2019
Rushing Yards 76 vs. Indianapolis Colts, Jan 05, 2019
Longest Runs 21 vs. Indianapolis Colts, Jan 05, 2019

2018 GAME-BY-GAME REGULAR SEASON STATISTICS (TEXANS)

W	DATE	OPPONENT	P/S	PASSING										RUSHING						SCORE
				ATT	CMP	YDS	PCT	Y/A	Y/C	TD	INT	LG	SK/YD	RATE	ATT	YDS	LG	TD	W/L	
01	09/09	at Patriots	S	34	17	176	50.0	5.2	10.4	1	1	27	3/18	62.9	8	40	13	0	L	20-27
02	09/16	at Titans	S	32	22	310	68.8	9.7	14.1	2	1	39t	4/21	107.6	5	44	15	0	L	17-20
03	09/23	Giants	S	40	24	385	60.0	9.6	16.0	2	1	39	3/17	98.4	5	36	10	0	L	22-27
04	09/30	at Colts	S	42	29	375	69.0	8.9	12.9	2	1	30	7/28	102.8	6	41	18	1	W	37-34+
05	10/07	Cowboys	S	44	33	375	75.0	8.5	11.4	1	1	49	1/1	98.2	10	40	11	0	W	19-16+
06	10/14	Bills	S	25	15	177	60.0	7.1	11.8	1	2	24	7/35	61.6	2	2	3	0	W	20-13
07	10/21	at Jaguars	S	24	12	139	50.0	5.8	11.6	1	0	31	1/8	81.8	7	13	4	0	W	20-7
08	10/25	Dolphins	S	20	16	239	80.0	12.0	14.9	5	0	73t	0/0	156.0	1	14	14	0	W	42-23
09	11/04	at Broncos	S	24	17	213	70.8	8.9	12.5	2	0	31	4/21	125.9	6	38	8	0	W	19-17
11	11/18	at Redskins	S	24	16	208	66.7	8.7	13.0	1	2	40	3/27	72.9	3	7	6	0	W	23-21
12	11/26	Titans	S	24	19	210	79.2	8.8	11.1	2	0	28	4/29	130.9	9	70	34	1	W	34-17
13	12/02	Browns	S	31	22	224	71.0	7.2	10.2	1	0	29	4/27	102.1	7	30	11	0	W	29-13
14	12/09	Colts	S	38	27	267	71.1	7.0	9.9	1	0	47	5/41	99.3	5	35	12	0	L	21-24
15	12/15	at Jets	S	28	22	294	78.6	10.5	13.4	2	0	50	6/55	134.2	4	26	24	0	W	29-22
16	12/23	at Eagles	S	40	29	339	72.5	8.5	11.7	2	0	35t	4/30	114.5	8	49	12	2	L	30-32
17	12/30	Jaguars	S	35	25	234	71.4	6.7	9.4	0	0	43	6/26	89.5	13	66	16	1	W	20-3
2018 TOTALS				16-16	505	345	4,165	68.3	8.2	12.1	26	9	73t	62/384	103.1	99	551	34	5	11-5

+ - Overtime

2018 GAME-BY-GAME POSTSEASON STATISTICS (TEXANS)

W	DATE	OPPONENT	P/S	PASSING										RUSHING						SCORE
				ATT	CMP	YDS	PCT	Y/A	Y/C	TD	INT	LG	SK/YD	RATE	ATT	YDS	LG	TD	W/L	
01	01/05	Colts	S	49	29	235	59.2	4.8	8.1	1	1	20	3/18	69.7	8	76	21	0	L	7-21
2018 TOTALS				1-1	49	29	235	59.2	4.8	8.1	1	1	20	3/18	69.7	8	76	21	0	0-1



J.J. WATT

DEFENSIVE END

6-5 | 288 | WISCONSIN

HOMETOWN: PEWAUKEE, WIS. | AGE: 30

9TH NFL SEASON | 9TH WITH TEXANS | ACQUIRED: D1-'11

2018 GP/GS (POST): 16/16 (1/1) | CAREER GP/GS (POST): 104/104 (6/6)

TEAMS: HOU '11-18



99

TRANSACTIONS: Selected by the Houston Texans with the 11th pick in the first round (11th overall) of the 2011 NFL Draft...Signed a contract extension with the Texans on Sept. 2, 2014.

HONORS:

- ✦ Walter Payton NFL Man of the Year (2017)
- ✦ Sports Illustrated Person of the Year (2017)
- ✦ Associated Press and PFWA NFL Defensive Player of the Year (3x – 2012, 2014-15)
- ✦ Associated Press First-Team All-Pro (5x – 2012-15; 2018)
- ✦ Pro Bowl selection (5x – 2012-15, 2018) and 2014 Pro Bowl Captain
- ✦ NFL 101 AFC Defensive Player of the Year (3x – 2012, 2014-15)
- ✦ Pro Football Weekly/PFWA Defensive Most Valuable Player (3x – 2012, 2014-15)
- ✦ PFW First-Team All-Pro (4x – 2012-15)
- ✦ AFC Defensive Player of the Week (7x – Week 2, 2012; Week 15, 2012; Week 4, 2014; Week 11, 2014; Week 11, 2015; Week 17, 2015; Week 12, 2018) - second-most all-time
- ✦ AFC Defensive Player of the Month (6x – September, 2012; December, 2012; September, 2014; December, 2014; November, 2015; September, 2018)
- ✦ USA Football All-Fundamentals Team (2012)
- ✦ Houston Texans Rookie of the Year (2011)
- ✦ Pro Football Weekly/PFWA All-Rookie Team (2011)
- ✦ USA Today All-Joe Team (2011)
- ✦ NFL sack leader (2x – 2012, 2015)
- ✦ Bert Bell Award winner (2014)

CAREER:

- ✦ Has recorded 92.0 sacks, 13 fumble recoveries, 22 forced fumbles and 51 passes defended in his career
- ✦ Became the second-fastest NFL player to reach 80.0 career sacks, doing so in his 92nd career game. Hall of Fame DE Reggie White accomplished the feat in 70 career games
- ✦ Passed Derrick Thomas (66.0) for the second-most career sacks in a player's first five seasons in NFL history
- ✦ In his 75th career game, became the second-fastest player in NFL history to reach 70.0 sacks (Reggie White, 57 games)
- ✦ Became the second-fastest player in NFL history to reach 75.0 career sacks, as he did so in his 82nd career game. Hall of Fame DE Reggie White accomplished the feat in his 65th career game
- ✦ Leads the NFL with 241 quarterback hits and 152 tackles for loss and ranks second in the NFL in sacks since entering the league in 2011
- ✦ The only player in NFL history with 20-or-more sacks and 10-or-

more passes defended in the same season, which he accomplished twice (2012, 2014)

- ✦ Recorded his fourth career 15.0-sack season (2012, 2014, 2015, 2018), which is the second-most in the NFL since 1982. Reggie White is the only other player to notch three 15.0-sack seasons in his first five years in the league
- ✦ Has 24 career games with 2.0-or-more sacks, the second-most of any player in his first five seasons in NFL history
- ✦ Has six games with 3.0-or-more sacks in his career
- ✦ Notched his fourth straight season with 10.0-or-more sacks in 2015, which is the longest active streak in the NFL
- ✦ The first Texan with four seasons (2012-15) of 10.0-or-more sacks in his career (no other player in franchise history has three)
- ✦ Ranks first in franchise history with 92.0 sacks
- ✦ Owns the four highest single-season sack totals in team history (2012, 2014, 2015, 2018)
- ✦ Posted 50-or-more quarterback hits in two straight seasons (2014-15)
- ✦ Has blocked four kicks in his career, including a franchise-record two in 2013
- ✦ One of two players to record 10.0 sacks and 10 passes defended in two different seasons since 1991 (Jason Taylor)
- ✦ Posted his fourth straight season (2012-15) with 40-or-more quarterback hits and reached 200 career quarterback hits. His 2012-15 seasons are currently the top four single-season quarterback hit totals since 2006
- ✦ His 36.5 sacks through his first three seasons were the seventh-most in NFL history for a player through their first three seasons
- ✦ Became first player in NFL history with 14 passes defended and 14 sacks in the same season in 2012
- ✦ His 36.5 combined sacks and passes defended in 2012 were the most by a player since 1991, when passes defended became an official statistic
- ✦ Emerged on the national scene in the playoffs following the 2011 season with 3.5 sacks and an interception return for a touchdown in the postseason
- ✦ Became the fastest defensive lineman to reach 50 career passes defended in NFL history, doing so in his 100th game, passing Kevin Williams and Jason Taylor who each reached the milestone in their 123rd games
- ✦ Became the first player in NFL history to record at least eight total tackles, 3.0 sacks, three tackles for loss, four quarterback hits and one forced fumble in three separate career games (Week 15 of 2012, Week 17 of 2015 and Week 3 of 2018). There has only been six occurrences in NFL history since tackles for loss became an official statistic where a player recorded at least eight total tackles, 3.0 sacks, three tackles for loss, four

quarterback hits and one forced fumble in a game and Watt is responsible for three of them. DeMarcus Ware, James Harrison and Aaron Donald are the only other NFL players to accomplish the feat once

2018 (Houston 16/16; 1/1):

- ✦ Finished the season with 61 total tackles (47 solo), 16.0 sacks, 25 quarterback hits, 18 tackles for loss, four passes defended and a career-high seven forced fumbles
- ✦ Earned First Team All-Pro honors at defensive end and Second Team All-Pro honors as an interior defensive lineman
- ✦ Recorded his fourth season with at least 15.0 sacks, which is the second-most in NFL history, behind only Reggie White (five)
- ✦ Earned AFC Defensive Player of the Month honors for his play during the month of September
- ✦ Notched two solo tackles and two quarterback hits at New England (9/9)
- ✦ Registered six total tackles (four solo), two tackles for loss and one forced fumble at Tennessee (9/16)
- ✦ Finished with eight total tackles (four solo), 3.0 sacks, three tackles for loss, four quarterback hits and one forced fumble vs. the N.Y. Giants (9/23). Became the first player in the NFL to record five total tackles, 1.0 sack, two tackles for loss and a forced fumble in the first half this season
- ✦ Tallied four solo tackles, 2.0 sacks, one tackle for loss, one quarterback hit and two forced fumbles at Indianapolis (9/30). Recorded multiple sacks in back-to-back games for the seventh time in his NFL career, which is the most in NFL history. Clay Matthews, Demarcus Ware, Jared Allen and Jason Pierre-Paul are all tied for second with three each
- ✦ Notched two total tackles (two solo), 1.0 sack, one tackle for loss and two quarterback hits vs. Dallas (10/7)
- ✦ Recorded three total tackles, 1.0 sack, one tackle for loss and one quarterback hit vs. Buffalo (10/14). Tied for the NFL lead in sacks (7.0) with Vikings DE Danielle Hunter. Recorded 1.0 sack in four consecutive games for the sixth time in his career, which is the second-most in the NFL since 2011 (Broncos OLB Von Miller – seven)
- ✦ Tallied one total tackle, one quarterback hit and one pass defended at Jacksonville (10/21). Passed S Glover Quin (47) for the fifth-most passes defended in franchise history
- ✦ Notched four total tackles (three solo) 1.0 sack, two tackles for loss, one quarterback hit and one pass defended vs. Miami (10/25)
- ✦ Recorded two solo tackles, 1.0 sack, one tackle for loss and three quarterback hits at Denver (11/4)
- ✦ Registered a season-high nine total tackles (six solo), 1.5 sacks, two quarterback hits, one tackle for loss and one forced fumble vs. Tennessee (11/26). Watt recorded his 20th career forced fumble and set a new career high for forced fumbles in a single season with five
- ✦ Tallied one total tackle (one solo), one tackle for loss and one pass defended vs. Cleveland (12/2). Became the fastest defensive lineman to reach 50 career passes defended in NFL history, doing so in his 100th game and passing Jason Taylor and Kevin Williams who each reached the milestone in their 121st game
- ✦ Finished with two total tackles (two solo), 1.0 sack, two quarterback hits, one tackle for loss and one pass defended vs. Indianapolis (12/9). Sacked Colts QB Andrew Luck for an 11th time in his career, which is the most sacks against any quarterback in Watt's career. Passed Leonard Little (87.5) for 49th on the NFL's all-time sack list

- ✦ Notched six total tackles (four solo), 2.0 sacks, two tackles for loss, two quarterback hits and one forced fumble at the N.Y. Jets (12/15). Joined Rams DT Aaron Donald as the only players to record three games with at least 2.0 sacks and one forced fumble in 2018
- ✦ Recorded three solo tackles and one tackle for loss at Philadelphia (12/23)
- ✦ Finished with four total tackles (three solo), 1.5 sacks, one quarterback hit and one forced fumble vs. Jacksonville (12/30)
- ✦ Recorded two total tackles (two solo), one tackle for loss, one quarterback hit and two passes defended in the Wild Card Round vs. Indianapolis (1/5)

2017 (Houston 5/5):

- ✦ Recorded 15 total tackles (11 solo), five quarterback hits, three tackles for loss and two passes defended in five games played
- ✦ Started in his return to the field and recorded one tackle and one quarterback hit vs. Jacksonville (9/10)
- ✦ Recorded six combined tackles with five solo stops, one quarterback hit and one pass defended at Cincinnati (9/14)
- ✦ Tallied six total tackles for the second consecutive game and recorded two quarterback hits and three tackles for loss at New England (9/24)
- ✦ Moved into a tie for fifth in team history with 47 career passes defended vs. Tennessee (10/1)
- ✦ Placed on the Reserve/Injured list on Oct. 11

2016 (Houston 3/3, 0/0):

- ✦ Spent the entire preseason on the Active/Physically Unable to Perform list
- ✦ Moved from the Active/Physically Unable to Perform list to the active roster on Sept. 3
- ✦ Tied for the team lead with three quarterback hits in the season opener vs. Chicago (9/11)
- ✦ Finished with five total tackles, 1.5 sacks, two quarterback hits, one tackle for loss and one fumble recovery vs. Kansas City (9/18)
- ✦ Recorded a sack in his third straight regular season game against Kansas City, dating back to Oct. 20, 2013, when he brought down Chiefs QB Alex Smith for a four-yard loss (9/18)
- ✦ Placed on the Reserve/Injured list on Sept. 28, breaking a streak of 83 consecutive starts since entering the NFL

2015 (Houston 16/16, 1/1):

- ✦ Totaled 76 total tackles (57 solo), 17.5 sacks, 50 quarterback hits, 29 tackles for loss, eight passes defended, three forced fumbles and one fumble recovery in 16 games
- ✦ Finished with nine tackles (all solo), including six for a loss and 2.0 sacks vs. Kansas City (9/13)
- ✦ His 2.0 sacks tied for the most in a season opener in franchise history (Mario Williams, 3x - last: vs. Indianapolis, 9/11/11)
- ✦ Became the eighth player in team history to record 300 career tackles (304)
- ✦ Posted a sack in the fourth straight home opener (2012-15) of his career
- ✦ Recorded his 60th career sack in his 66th career game, which is the second-fastest in NFL history behind only Reggie White who accomplished the feat in his 47th game (9/20)
- ✦ Finished second on the team with seven tackles (six solo) and recorded 2.0 sacks, four quarterback hits and three tackles for loss at Miami (10/25)
- ✦ Set a single-game career high with 10 quarterback hits vs.

Tennessee (11/1)

- ✦ Finished the game with five tackles (three solo), 10 quarterback hits, 2.5 sacks, one tackle for loss and one forced fumble vs. Tennessee (11/1)
- ✦ Led the team with eight solo tackles, including five for loss, 2.0 sacks and five quarterback hits vs. N.Y. Jets (11/22)
- ✦ Finished the game with five tackles (three solo), 2.0 sacks and eight quarterback hits vs. New Orleans (11/29)
- ✦ In his 75th career game, became the second-fastest player in NFL history to reach 70.0 sacks (Reggie White, 57 games)
- ✦ Named AFC Defensive Player of the Month for November (fifth time in his career)
- ✦ Has recorded 15.5 career sacks in 10 games against Tennessee, which is his highest total against any team. He has notched 2.0-or-more sacks in three of the last four games against the Titans and in six overall in the series
- ✦ Led the team with eight tackles (five solo), to go along with a single-game season-high 3.0 sacks, three tackles for loss, four quarterback hits, two passes defended, one forced fumble and one fumble recovery vs. Jacksonville (1/3/16)
- ✦ His sack total ranks as the third-highest single-season mark in franchise history behind his 20.5 sacks in 2012 and 2014
- ✦ Recorded his third career 15.0-sack season, which is tied for the second-most in the NFL since 1982. Reggie White is the only other player to notch three 15.0-sack seasons in his first five years in the league
- ✦ Posted 50-or-more quarterback hits for the second straight season (51 in 2014)
- ✦ Named AFC Defensive Player of the Week in Week 17

2014 (Houston 16/16):

- ✦ Totaled 78 tackles, 20.5 sacks, 29 tackles for loss, 50 quarterback hits, five fumble recoveries and four forced fumbles
- ✦ Started and played in every game for the fourth consecutive season.
- ✦ Tied his career high with 20.5 sacks and became the first player in NFL history with 20 or more sacks in two different seasons (2012 and 2014)
- ✦ Named the AFC Defensive Player of the Month twice (September and December)
- ✦ Recorded five total touchdowns (three receiving, one interception return and one fumble return) and a safety to finish with 32 points scored
- ✦ Recorded a sack, 3.0 tackles, five quarterback hits, 2.0 tackles for loss and recovered a fumble vs. Washington (9/7)
- ✦ Became the first defensive player in franchise history to score from scrimmage on a 1-yard touchdown reception at Oakland (9/14)
- ✦ Notched his first career regular season interception and returned it 80 yards for a touchdown, which is tied for the sixth longest return in NFL history for a defensive lineman, in Week 4 vs. Buffalo (9/28). Also had a career-high nine quarterback hits, five tackles and a pass defended
- ✦ Recorded 2.0 sacks, one tackle for loss, a forced fumble, fumble recovery, six quarterback hits and caught a one-yard touchdown pass in the fourth quarter vs. Tennessee (11/30) in Week 13
- ✦ Became Texans all-time sack leader with 54.0 sacks in Week 16 vs. Baltimore (12/21) when he sacked Ravens QB Joe Flacco on fourth-and-10 in the fourth quarter
- ✦ Became the first player in NFL history to record two seasons with more than 20 sacks (20.5 in 2012 and again in 2014), as he finished with 3.0 sacks, four tackles for loss, three quarterback

hits, a forced fumble, safety and team-high six tackles vs. Jacksonville (12/28) in Week 17. Had 2.0-or-more sacks in all six division games this season and six sacks in two games against Jacksonville

2013 (Houston 16/16):

- ✦ Led the NFL in quarterback hits (46) and was second in tackles for loss (22) while registering 80 tackles (65 solo) to go along with a team-best 10.5 sacks, seven passes defended, four forced fumbles, two fumble recoveries and two blocked kicks
- ✦ Recorded nine tackles (five solo), 1.0 sack and a forced fumble at Kansas City (10/20)
- ✦ Recorded eight tackles (four solo), 1.0 sack, one pass defended and blocked a field goal attempt vs. Indianapolis (11/3)
- ✦ Notched seven tackles (five solo), one sack and set career highs with two forced fumbles and two fumble recoveries at Arizona (11/10)
- ✦ Tallied 2.0 sacks along with 13 tackles (eight solo) vs. Oakland (11/17). His 2.0 sacks marked the ninth time in his career that he has recorded at least two in a game
- ✦ Totaled nine solo tackles, 1.0 sack, a season-high five tackles for loss, a pass defended and forced a fumble at Tennessee (12/29)

2012 (Houston 16/16, 2/2):

- ✦ Named the AP Defensive Player of the Year after he led the NFL with a franchise single-season record 20.5 sacks on the season
- ✦ Set a league season record for defensive linemen with 16 passes defended
- ✦ Earned AP First-Team All-Pro honors and was selected as Pro Bowl starter for the AFC after posting a career-high 81 tackles (69 solo), 16 passes defended, four forced fumbles and two recoveries
- ✦ Contributed to 95 plays that either resulted in no gain or negative yardage
- ✦ Had six total tackles (four solo), 1.5 sacks, and three passes defended, two of which were intercepted by his teammates in the season opener vs. Miami (9/9)
- ✦ Led the defense with 10 total tackles while sacking Broncos QB Peyton Manning 2.5 times at Denver (9/23)
- ✦ Recorded seven tackles (five solo) including 2.0 sacks and recovered a fumble at Tennessee (9/30)
- ✦ Made seven total tackles (six solo) including 2.0 sacks of Aaron Rodgers vs. Green Bay (10/14)
- ✦ Sacked Colts QB Andrew Luck 3.0 times for a total loss of 22 yards, tallied 13 total tackles and forced a fumble for the third consecutive game vs. Indianapolis (12/16).
- ✦ Became the ninth player in NFL history to record 20.0 or more sacks in a season when he sacked Vikings QB Christian Ponder for a loss of three yards in the third quarter vs. Minnesota (12/23). He also forced a fumble in his fourth consecutive game. It was his fourth of the season, tying a franchise single-season record
- ✦ Registered four solo tackles, all of which were for a loss, one quarterback hit on an incomplete pass, and batted down his 16th pass of the season at Indianapolis (12/30)
- ✦ Led the team with five tackles and recorded two tackles for loss and two passes defended in AFC Wild Card Playoff vs. Cincinnati (1/5/13)
- ✦ Sacked Bengals QB Andy Dalton for a 9-yard loss in the first quarter in AFC Wild Card Playoff vs. Cincinnati (1/5/13), raising his career postseason sack total to 4.5
- ✦ Recorded a half sack and four total tackles in AFC Divisional

TEXANS BIOS

Playoff at New England (1/13/13), raising his career postseason sack total to 5.0

2011 (Houston 16/16, 2/2):

- Started all 16 games as a rookie, recording 56 tackles (49 solo), 5.5 sacks, four passes defended, two fumble recoveries and blocked a field goal to earn Houston Texans Rookie of the Year honors
- Recorded one fumble recovery, one quarterback pressure and five solo tackles in the season opener vs. Indianapolis (9/11)
- Blocked a field goal and recorded four tackles (three solo) at Miami (9/18)
- Recorded his first career sack to go along with four solo tackles at New Orleans (9/25)
- Intercepted a pass in the second quarter and returned it 29 yards for a touchdown to go along with a sack of Bengals QB Andy Dalton for a 7-yard loss in AFC Wild Card Playoff vs. Cincinnati (1/7/12)
- Recorded game-high 12 tackles (nine solo) and 2.5 sacks for a loss of 22 yards in AFC Divisional Playoff at Baltimore (1/15/12)

COLLEGE:

- Played two seasons (2009-10) at the University of Wisconsin–Madison (Wis.)
- Redshirted the 2008 season at Wisconsin after transferring from Central Michigan University in Mount Pleasant, Mich., where he spent the 2007 campaign
- Started all 26 games he played in for the Badgers at strongside defensive end, recording 106 total tackles (74 solo) with 11.5 sacks for a loss of 75 yards, 36.5 stops for losses of 144 yards and 28 quarterback pressures
- Recovered five fumbles (one with Central Michigan) and caused four others, blocked four kicks and deflected 13 passes in his

college career

- All-America first-team selection by The NFL Draft Report, earning second-team honors from the Associated Press and Sports Illustrated and consensus All-Big Ten Conference first-team choice
- Recipient of the Lott IMPACT Trophy and was also named Lott IMPACT Player of the Week for his performance vs. Ohio State
- Started all 13 games in 2010 at strongside defensive end, finishing second on the team with 62 total tackles (42 solos) while leading the Badgers with 7.0 sacks for minus-56 yards, finishing third nationally with 21.0 stops for losses totaling 91 yards
- Blocked three kicks and deflected eight passes and intercepted another for a 15-yard return
- Sophomore All-America and second-team All-Big Ten Conference selection by The NFL Draft Report in 2009, earning All-Big Ten honorable mention from the league's coaches and media and also chosen Academic All-Big Ten
- Life sciences communication major, earning Academic All-Big Ten Conference honors

PERSONAL:

- Raised more than \$37 million for Hurricane Harvey relief for Houston
- Received an honorary doctorate from Baylor College of Medicine
- Served as the Grand Marshal of the 2012 Houston Livestock Show and Rodeo and Art Car Parades
- Founded and serves on the board of directors of the Justin J. Watt Foundation which provides support to after-school athletic programs in Wisconsin and Texas
- Attended Pewaukee (Wisc.) High School and earned All-Woodland Conference, All-Area and All-Parkland County honors as a senior while garnering All-State accolades
- Received Woodland Conference Player of the Year recognition in 2006

J.J. WATT'S NFL REGULAR SEASON DEFENSIVE STATISTICS

		TACKLES									INTERCEPTIONS					FUMBLES			ST					MISC		
DATE	TEAM	GP	GS	TK	S	A	TFL	YDS	SK	YDS	QBH	NO	YDS	LG	TD	PD	FF	FR	YDS	TK	S	A	FF	FR	S	A
2011	Texans	16	16	56	49	7	13	4	5.5	47.5	19	0	0	0	0	4	0	2	2	0	0	0	0	0	0	0
2012	Texans	16	16	81	69	12	39	14	20.5	138.5	43	0	0	0	0	16	4	2	7	0	0	0	0	0	0	0
2013	Texans	16	16	80	65	15	22	83	10.5	70.5	46	0	0	0	0	7	4	2	0	0	0	0	0	0	0	0
2014	Texans	16	16	78	59	19	29	139	20.5	140.0	51	1	80	80t	1	10	4	5	59	0	0	0	0	0	0	0
2015	Texans	16	16	76	57	19	29	126	17.5	117.5	50	0	0	0	0	8	3	1	0	0	0	0	0	0	0	0
2016	Texans	3	3	8	1	7	1	4	1.5	5.0	5	0	0	0	0	0	0	1	0	0	0	0	0	0	0	0
2017	Texans	5	5	15	11	4	3	11	0.0	0.0	5	0	0	0	0	2	0	0	0	0	0	0	0	0	0	0
2018	Texans	16	16	61	47	14	18	104	16.0	119.0	25	0	0	0	0	4	7	0	0	0	0	0	0	0	0	0
NFL TOTALS		104	104	455	358	97	154	485	92.0	638.0	244	1	80	80t	1	51	22	13	68	0	0	0	0	0	0	0

J.J. WATT'S NFL POSTSEASON DEFENSIVE STATISTICS

DATE	TEAM	GP	GS	TACKLES								INTERCEPTIONS					FUMBLES			ST					MISC	
				TK	S	A	TFL	YDS	SK	YDS	QBH	NO	YDS	LG	TD	PD	FF	FR	YDS	TK	S	A	FF	FR	S	A
2011	Texans	2	2	14	11	3	4	0	3.5	29.0	4	1	29	29t	1	1	0	0	0	0	0	0	0	0	0	
2012	Texans	2	2	9	6	3	3	0	1.5	13.5	3	0	0	0	0	2	0	0	0	0	0	0	0	0	0	
2015	Texans	1	1	1	0	1	0	0	0.0	0.0	0	0	0	0	0	0	0	0	0	0	0	0	0	0	0	
2018	Texans	1	1	2	2	0	1	2	0.0	0.0	1	0	0	0	0	2	0	0	0	0	0	0	0	0	0	
NFL TOTALS		6	6	26	19	7	8	2	5.0	42.5	8	1	29	29t	1	5	0	0	0	0	0	0	0	0	0	

TEXANS BIOS

SINGLE-GAME HIGHS: DEFENSIVE

Total Tackles	10 vs. Indianapolis Colts, Dec 16, 2012
Sacks	3.0 vs. New York Giants, Sep 23, 2018 ...5 more at 3.0.
Passes Defensed	3 vs. Indianapolis Colts, Oct 09, 2014 ...3 more at 3.
Forced Fumbles	2 at Indianapolis Colts, Sep 30, 2018 ...1 more at 2.
Fumble Recoveries	2 at Arizona Cardinals, Nov 10, 2013

Tackles For Loss	6 vs. Kansas City Chiefs, Sep 13, 2015 ...1 more at 6.
Interceptions	1 vs. Buffalo Bills, Sep 28, 2014
Interception Return Yards	80 vs. Buffalo Bills, Sep 28, 2014
Safeties	1 vs. Jacksonville Jaguars, Dec 28, 2014

SINGLE-GAME HIGHS - POSTSEASON: DEFENSIVE

Total Tackles	12 at Baltimore Ravens, Jan 15, 2012
Sacks	2.5 at Baltimore Ravens, Jan 15, 2012
Passes Defensed	2 vs. Indianapolis Colts, Jan 05, 2019 ...1 more at 2.

Tackles For Loss	3 at Baltimore Ravens, Jan 15, 2012
Interceptions	1 vs. Cincinnati Bengals, Jan 07, 2012
Interception Return Yards	29 vs. Cincinnati Bengals, Jan 07, 2012

2018 GAME-BY-GAME REGULAR SEASON STATISTICS (TEXANS)

2018 GAME BY GAME REGULAR SEASON STATISTICS (TEXAS)																												
				TACKLES							INTERCEPTIONS					FUMBLES			ST					MISC				
W	DATE	OPPONENT		TK	S	A	SK	YDS	TFL	YDS	QBH	NO	YDS	LG	TD	PD	FF	FR	YDS	TK	S	A	FF	FR	S	A	W/L	SCORE
01	09/09	at Patriots	S	2	2	0	0.0	0.0	0	0	2	0	0	0	0	0	0	0	0	0	0	0	0	0	0	0	L	20-27
02	09/16	at Titans	S	6	4	2	0.0	0.0	2	4	0	0	0	0	0	0	1	0	0	0	0	0	0	0	0	0	L	17-20
03	09/23	Giants	S	8	4	4	3.0	25.0	3	24	4	0	0	0	0	0	1	0	0	0	0	0	0	0	0	0	L	22-27
04	09/30	at Colts	S	4	4	0	2.0	8.0	1	4	2	0	0	0	0	0	2	0	0	0	0	0	0	0	0	0	W	37-34+
05	10/07	Cowboys	S	2	2	0	1.0	9.0	1	9	2	0	0	0	0	0	0	0	0	0	0	0	0	0	0	0	W	19-16+
06	10/14	Bills	S	3	3	0	1.0	11.0	1	11	1	0	0	0	0	0	0	0	0	0	0	0	0	0	0	0	W	20-13
07	10/21	at Jaguars	S	1	1	0	0.0	0.0	0	0	1	0	0	0	0	1	0	0	0	0	0	0	0	0	0	0	W	20-7
08	10/25	Dolphins	S	4	3	1	1.0	6.0	2	8	1	0	0	0	0	1	0	0	0	0	0	0	0	0	0	0	W	42-23
09	11/04	at Broncos	S	2	2	0	1.0	7.0	1	7	3	0	0	0	0	0	0	0	0	0	0	0	0	0	0	0	W	19-17
11	11/18	at Redskins	S	4	3	1	1.0	4.0	1	4	1	0	0	0	0	0	0	0	0	0	0	0	0	0	0	0	W	23-21
12	11/26	Titans	S	9	6	3	1.5	12.0	1	5	2	0	0	0	0	0	1	0	0	0	0	0	0	0	0	0	W	34-17
13	12/02	Browns	S	1	1	0	0.0	0.0	1	1	1	0	0	0	0	1	0	0	0	0	0	0	0	0	0	0	W	29-13
14	12/09	Colts	S	2	2	0	1.0	8.0	1	8	2	0	0	0	0	1	0	0	0	0	0	0	0	0	0	0	L	21-24
15	12/15	at Jets	S	6	4	2	2.0	17.0	2	17	2	0	0	0	0	0	1	0	0	0	0	0	0	0	0	0	W	29-22
16	12/23	at Eagles	S	3	3	0	0.0	0.0	1	2	0	0	0	0	0	0	0	0	0	0	0	0	0	0	0	0	L	30-32
17	12/30	Jaguars	S	4	3	1	1.5	12.0	0	0	1	0	0	0	0	0	1	0	0	0	0	0	0	0	0	0	W	20-3
2018 TOTALS				16-16	61	47	14	16.0	119.0	18	104	25	0	0	0	0	4	7	0	0	0	0	0	0	0	0	11-5	

+ - Overtime

2018 GAME-BY-GAME POSTSEASON STATISTICS (TEXANS)

				TACKLES							INTERCEPTIONS					FUMBLES			ST					MISC					
W	DATE	OPPONENT		TK	S	A	SK	YDS	TFL	YDS	QBH	NO	YDS	LG	TD	PD	FF	FR	YDS	TK	S	A	FF	FR	S	A	W/L	SCORE	
01	01/05	Colts	S	2	2	0	0.0	0.0	1	2	1	0	0	0	0	2	0	0	0	0	0	0	0	0	0	0	L	7-21	
2018 TOTALS				1-1	2	2	0	0.0	0.0	1	2	1	0	0	0	0	2	0	0	0	0	0	0	0	0	0	0	0-1	



JON WEEKS

LONG SNAPPER

5-10 | 242 | BAYLOR

HOMETOWN: BETHPAGE, N.Y. | AGE: 33

10TH NFL SEASON | 10TH WITH TEXANS | ACQUIRED: FA-'10

2018 GP/GS (POST): 16/0 (1/0) | CAREER GP/GS (POST): 144/0 (8/0)

TEAMS: HOU '10-18



46

TRANSACTIONS: Signed by the Houston Texans as a college free agent on April 28, 2010...Re-signed with the Texans on March. 5, 2012...Signed a contract extension with the Texans on Sept. 7, 2015.

CAREER:

- ✦ Named to the 2015 Pro Bowl
- ✦ Signed by the Texans during the 2010 offseason and made the roster out of training camp
- ✦ Has handled 1,367 extra point, field goal and punt snaps and has contributed with 23 special teams tackles
- ✦ Tied for second in Texans history with 144 career games played
- ✦ Owns a streak of 144 consecutive regular season games played, the longest streak in Texans history
- ✦ One of three players (CB Johnathan Joseph and CB/S Kareem Jackson) to play in every postseason game in Texans history
- ✦ Played in every game since 2010

2018 (Houston 16/0; 1/0):

- ✦ Set a new Texans franchise record by playing in his 129th consecutive game (2010-18), passing K Kris Brown (123 straight games from 2002-09). Weeks has snapped on every field goal attempt, extra point attempt and punt for Houston since he signed as a free agent in 2010
- ✦ Handled four punts, two extra points and two field goals at Tennessee (9/16)
- ✦ Snapped for three punts, three field goals and one extra point vs. the N.Y. Giants (9/23)
- ✦ Handled four field goals, four extra points and five punts at Indianapolis (9/30)
- ✦ Snapped for five field goals, one extra point and three punts vs. Dallas (10/7)
- ✦ Handled two field goals, two extra points and five punts vs. Buffalo (10/14). Passed T Duane Brown (133) for the second-most career games played in franchise history
- ✦ Snapped for two field goals, two extra points and six punts at Jacksonville (10/21)
- ✦ Handled snaps for six extra point attempts and five punts vs. Miami (10/25)
- ✦ Snapped for two field goals, two extra point attempts and six punts at Denver (11/4)
- ✦ Handled snaps for five field goals, two extra point attempts and one punt at Washington (11/18)
- ✦ Snapped for two field goals, three extra point attempts and five punts vs. Tennessee (11/26)
- ✦ Handled snaps for five field goals, two extra points and three punts vs. Cleveland (12/2)

- ✦ Snapped for three extra point attempts and eight punts vs. Indianapolis (12/9)
- ✦ Handled snaps for five field goals, two extra points and three field goals at the N.Y. Jets (12/15)
- ✦ Snapped for four extra point attempts, one field goal and four punts at Philadelphia (12/23)
- ✦ Handled 11 total snaps, seven punts, two field goals and two extra point attempts, vs. Jacksonville (12/30)
- ✦ Snapped for five punts and one extra point attempt in the Wild Card Round vs. Indianapolis (1/5)

2017 (Houston 16/0):

- ✦ Served as long snapper on extra points, field goals and punts in all 16 regular season games
- ✦ Notched a special teams tackle at Cincinnati (9/14)
- ✦ Played in his 115th straight game at New England (9/24), passing Chester Pitts for the second-longest streak in Texans history
- ✦ Handled seven extra points, three field goals and two punts vs. Tennessee (10/1)
- ✦ Handled five punts, five extra points and one field goal at Seattle (10/29)
- ✦ Recorded his second special teams tackle of the season vs. Indianapolis (11/5)
- ✦ Handled three field goal attempts, one extra point attempt and four punts at Baltimore (11/27)
- ✦ Notched two special teams tackles vs. Pittsburgh (12/25)

2016 (Houston 16/0, 2/0):

- ✦ Served as long snapper on extra points, field goals and punts in all 16 regular season games and both postseason contests
- ✦ Helped K Nick Novak set the franchise single-season record with 35 made field goals
- ✦ Played in the 100th regular season game of his career vs. Tennessee (10/2) in Week 4
- ✦ Logged special teams tackles at New England (9/22) in Week 3 and vs. Tennessee (10/2) in Week 4

2015 (Houston 16/0, 1/0):

- ✦ Named to his first Pro Bowl
- ✦ Served as long snapper on extra points, field goal and punts in all 16 games
- ✦ Notched a career-high eight special teams tackles
- ✦ Recovered a fumble on a punt return by Titans WR Harry Douglas in the first quarter at Tennessee (12/27). RB Alfred Blue forced the fumble on the play, which led to a 22-yard field goal by

TEXANS BIOS

K Nick Novak

- Served as the long snapper in Wild Card Game vs. Kansas City (1/9/16), his fifth career postseason game

2014 (Houston 16/0):

- Served as long snapper on extra points, field goal and punts in all 16 games
- Made a special teams tackle at N.Y. Giants (9/21)
- Recorded a special teams tackle at Dallas (10/5) in Week 5

2013 (Houston 16/0):

- Saw action on special teams in all 16 games and made a career-high six special teams tackles

2012 (Houston 16/0, 2/0):

- Served as long snapper on extra points, field goal and punts in all 16 games plus both playoff games
- Helped K Shayne Graham set the team scoring record with 138 points
- Helped P Donnie Jones set the team punting record with a net average of 40.5 yards
- Recorded a special teams tackle at Denver (9/30)

2011 (Houston 16/0, 2/0):

- Served as long snapper on extra points, field goal and punts for all 16 games of the season
- Helped K Neil Rackers set then-team records for field goals made (32) and points in a season (135)
- Made his postseason debut and saw action on special teams in AFC Wild Card Playoff vs. Cincinnati (1/7/12)

2010 (Houston 16/0):

- Served as long snapper on extra points, field goal and punts in all 16 contests

- Efforts helped K Neil Rackers convert 27-of-30 field goal attempts and 43-of-43 extra point opportunities
- Made his professional debut long snapping in the season opener vs. Indianapolis (9/12)
- Snapped on punt and field goal attempts at Washington (9/19) including Rackers' game-winning 35-yard field goal
- Contributed to Rackers hitting all three field goal attempts including a career long of 57 yards at Denver (12/26)

COLLEGE:

- Played four seasons (2004-07) at Baylor University in Waco, Texas
- Originally attended Baylor as an invited walk-on
- Earned a scholarship after his freshman season
- Was discovered at a special teams camp by the Baylor special teams coach
- Snapped for two-time Ray Guy Award winner Daniel Sepulveda
- Handled the long-snapping chores for Baylor from 2004-07 and earned four varsity letters

PERSONAL:

- Was in training to be an EMT when called by the Texans for a tryout
- An all-region offensive and defensive lineman for Mountain Ridge High School in Glendale, Ariz.
- Two-way player of the year selection
- Friday Night Fever Defensive Line Player of the Year
- Received the Curley Culp Award as Arizona's best defensive lineman
- Mountain Ridge recorded four straight winning records during his prep career and captured regional titles in both 2000 and 2002
- Mountain Lions went 24-2 during Weeks' last two seasons, which included a 14-1 mark and a state semifinal appearance as a junior in 2002

JON WEEKS' NFL REGULAR SEASON STATISTICS

DATE	TEAM	GP
2010	Texans	16
2011	Texans	16
2012	Texans	16
2013	Texans	16
2014	Texans	16
2015	Texans	16
2016	Texans	16
2017	Texans	16
2018	Texans	16
NFL TOTALS		144

TEXANS BIOS

JON WEEKS' NFL POSTSEASON STATISTICS

DATE TEAM GP

2011 Texans 2

2012 Texans 2

2015 Texans 1

2016 Texans 2

2018 Texans 1

NFL TOTALS 8

2018 GAME-BY-GAME REGULAR SEASON STATISTICS (TEXANS)

W	DATE	OPPONENT		W/L	SCORE
01	09/09	at Patriots	P	L	20-27
02	09/16	at Titans	P	L	17-20
03	09/23	Giants	P	L	22-27
04	09/30	at Colts	P	W	37-34+
05	10/07	Cowboys	P	W	19-16+
06	10/14	Bills	P	W	20-13
07	10/21	at Jaguars	P	W	20-7
08	10/25	Dolphins	P	W	42-23
09	11/04	at Broncos	P	W	19-17
11	11/18	at Redskins	P	W	23-21
12	11/26	Titans	P	W	34-17
13	12/02	Browns	P	W	29-13
14	12/09	Colts	P	L	21-24
15	12/15	at Jets	P	W	29-22
16	12/23	at Eagles	P	L	30-32
17	12/30	Jaguars	P	W	20-3
2018 TOTALS		16		11-5	

+ - Overtime

2018 GAME-BY-GAME POSTSEASON STATISTICS (TEXANS)

W	DATE	OPPONENT		W/L	SCORE
01	01/05	Colts	P	L	7-21
2018 TOTALS		1		0-1	



HOUSTON
TEXANS

TEXANS RECORDS

TEXANS RECORDS - LEADERS

ALL-TIME LEADERS

RUSHING YARDS

Player	Att	Yds	Avg	Lg	TD
Arian Foster, 2009-15	1,454	6,472	4.5	74t	54
Domanick Williams#, 2003-05	770	3,195	4.2	51	23
Lamar Miller, 2016-18	716	2,934	4.1	97t	13
Alfred Blue, 2014-18	673	2,407	3.6	48	8
Ben Tate, 2011-13	421	1,992	4.7	60	10
Steve Slaton, 2008-11	425	1,832	4.3	71t	12
Ron Dayne, 2006-07	345	1,385	4	39	11
David Carr, 2002-06	268	1,235	4.6	36	8
Jonathan Wells, 2002-05	374	1,167	3.1	37	10
Deshaun Watson 2017-18	135	820	6.1	49	7

- Domanick Williams known as Domanick Davis prior to 2006.

RECEIVING YARDS

Player	Rec	Yds	Avg	Lg	TD
Andre Johnson, 2003-14	1,012	13,597	13.4	77t	64
DeAndre Hopkins, 2013-18	528	7,437	14.1	76t	47
Owen Daniels, 2006-13	385	4,617	12	44	29
Kevin Walter, 2006-12	326	4,083	12.5	61	24
Arian Foster, 2009-15	249	2,268	9.1	78t	14
Jabar Gaffney, 2002-05	171	2,009	11.7	69	7
Corey Bradford, 2002-05	130	1,992	15.3	81	18
Jacoby Jones, 2007-11	127	1,741	13.7	80t	11
Will Fuller, 2016-18	107	1,561	14.6	73t	13
Ryan Griffin, 2013-18	136	1,491	11.0	47	7

SCRIMMAGE YARDS (RUSHING & RECEIVING)

Player	Rushing	Receiving	Total
Andre Johnson, 2003-14	54	13,597	13,651
Arian Foster, 2009-15	6,472	2,268	8,740
DeAndre Hopkins, 2013-18	-7	7,437	7,430
Owen Daniels, 2006-13	-	4,617	4,617
Domanick Williams#, 2003-05	3,195	1,276	4,471
Kevin Walter, 2006-12	82	4,083	4,165
Lamar Miller, 2016-18	2,934	678	3,612
Alfred Blue, 2014-18	2,407	470	2,877
Steve Slaton, 2008-11	1,832	811	2,643
Ben Tate, 2011-13	1,992	287	2,279

- Domanick Williams known as Domanick Davis prior to 2006.

ALL-PURPOSE YARDS

Player	Total	Rush Rec.	PR/KR
Andre Johnson, 2003-14	13,651	54 13,597	-/-
Arian Foster, 2009-15	8,740	6,472 2,268	-/-
DeAndre Hopkins, 2013-18	7,430	-7 7,437	-/-
Jacoby Jones, 2007-11	5,091	40 1,741	1,820/1,490
Owen Daniels, 2006-13	4,617	- 4,617	-/-
Domanick Williams#, 2003-05	4,585	3,195 1,276	24/90
Kevin Walter, 2006-12	4,172	82 4,083	0/7
Lamar Miller, 2016-18	3,612	2,934 678	-/-

André Davis, 2007-09	3,598	-	855	0/2,743
Steve Slaton, 2008-11	3,410	1,832	811	0/767

- Domanick Williams known as Domanick Davis prior to 2006.

PASSING (Min. 500 att.)

Player	Att	Comp	Pct	Yds	TD	INT	Lg	Rtg
Matt Schaub, 2007-13	3,020	1,951	64.6	23,221	124	78	80t	90.9
David Carr, 2002-06	2,070	1,243	60	13,391	59	65	81	75.5
Deshaun Watson, 2017-18	709	471	66.4	5,864	45	17	73	103.1
Brock Osweiler, 2016	510	301	59.0	2,957	15	16	53	72.2

PASSING YARDS

Player	Att	Comp	Pct	Yds	TD	INT	Lg	Rtg
Matt Schaub, 2007-13	3,020	1,951	64.6	23,221	124	78	80t	90.9
David Carr, 2002-06	2,070	1,243	60	13,391	59	65	81	75.5
Deshaun Watson, 2017-18	709	471	66.4	5,864	45	17	73	103.1
Sage Rosenfels, 2006-08	453	297	65.6	3,380	24	23	61	84.3
Brock Osweiler, 2016	510	301	59	2,957	15	16	53	72.2
Brian Hoyer, 2015	369	224	60.7	2,606	19	7	49	91.4
Ryan Fitzpatrick, 2014	312	197	63.1	2,483	17	8	76t	95.3
Case Keenum, 2013-14	330	182	55.2	2,195	11	8	66	76.8
Tom Savage, 2014, 2016-17	315	181	57.5	2,000	5	7	57	72.5
T.J. Yates, 2011-13, 2015, 2017	320	176	55	1,993	10	10	61t	71.3

SCORING

Player	TD	PAT	FG	2PT	TP
Kris Brown, 2002-09	0	251	172	0	767
Arian Foster, 2009-15	68	0	0	1	410
Andre Johnson, 2003-14	64	0	0	2	388
DeAndre Hopkins, 2013-18	47	0	0	1	284
Neil Rackers, 2010-11	0	82	59	0	259
Randy Bullock, 2013-15	0	69	61	0	252
Ka'imi Fairbairn, 2016-18	0	71	57	0	242
Nick Novak, 2015-17	0	51	53	0	210
Owen Daniels, 2006-13	29	0	0	0	174
Domanick Williams#, 2003-05	28	0	0	0	168

- Domanick Williams known as Domanick Davis prior to 2006.

FIELD GOALS

Player	FGM	FGA	Pct.	Lg
Kris Brown, 2002-09	172	223	77.1	57
Randy Bullock, 2013-15	61	76	80.2	55
Neil Rackers, 2010-11	59	68	86.8	57
Ka'imi Fairbairn, 2017-18	57	67	85.1	55
Nick Novak, 2015-16	53	62	85.5	53
Shayne Graham, 2012	31	38	81.6	51

PUNTING AVERAGE (Min. 250 punts)

Player	No	Yds	Avg	In20	Lg	Blk
Shane Lechler, 2013-17	430	20,463	47.6	147	71	1
Matt Turk, 2007-11	254	10,735	42.3	88	62	0
Chad Stanley, 2002-06	437	17,908	41	135	62	2

TEXANS RECORDS - LEADERS

PUNT RETURN YARDS

Player	No	Yds	Avg	Lg	TD
Jacoby Jones, 2007-11	179	1,820	10.2	79t	3
Keshawn Martin, 2012-15	86	766	8.9	87t	1
J.J. Moses, 2003-04	72	553	7.7	40	0
Tyler Ervin, 2016-18	56	496	8.9	57	0
Will Fuller V, 2016-18	20	300	15	67t	1
Keith Humphery, 2015-16	36	280	7.8	20	0
Jermaine Lewis, 2002	36	280	7.8	48	0
Avion Black, 2002	14	188	13.4	76t	1
Phillip Buchanon, 2005-06	20	180	9	45	0
Trindon Holliday, 2011-12	17	147	8.6	36	0

KICKOFF RETURN YARDS

Player	No	Yds	Avg	Lg	TD
André Davis, 2007-09	108	2,743	25.4	104t	3
J.J. Moses, 2003-04	117	2,658	22.7	70	0
Jerome Mathis, 2005-07	72	2,054	28.5	99t	3
Keshawn Martin, 2012-15	68	1,707	25.1	54	0
Jacoby Jones, 2007-11	64	1,490	23.3	95t	1
Dexter Wynn, 2006-07	52	1,193	22.9	39	0
Jermaine Lewis, 2002	46	961	20.9	45	0
Steve Slaton, 2008-11	39	767	19.7	50	0
Danieal Manning, 2011-14	28	659	23.5	46	0
Tyler Ervin, 2016-18	29	609	21.0	36	0

INTERCEPTIONS

Player	No	Yds	Avg	Lg	TD
Kareem Jackson, 2010-18	16	336	21	65	3
Johnathan Joseph, 2011-18	16	410	26	82t	4
Dunta Robinson, 2004-09	13	162	12.5	61	1
Andre Hal, 2014-18	12	102	9	31	1
Marcus Coleman, 2002-05	11	217	19.7	102t	1
Aaron Glenn, 2002-04	11	221	20.1	70t	2
Quintin Demps, 2010-16	9	101	11.2	42	0
Brian Cushing, 2009-17	8	50	6.3	20	1
Jason Allen, 2010-11	7	35	5	34	0
A.J. Bouye, 2013-16	6	129	21.5	67	1

TACKLES

Player	Solo	Assist	Total
Brian Cushing, 2009-17	424	240	664
DeMeco Ryans, 2006-11	479	157	636
Kareem Jackson, 2010-18	465	91	556
J.J. Watt, 2011-18	358	97	455
Jamie Sharper, 2002-04	300	142	442
Johnathan Joseph, 2011-18	378	53	431
Dunta Robinson, 2004-09	332	64	396
Benardrick McKinney, 2015-18	239	148	387
Morlon Greenwood, 2005-08	289	96	385
Jay Foreman, 2002-04	255	97	352

SACKS

Player	Sacks	Yards
--------	-------	-------

J.J. Watt, 2011-18	92.0	638
Mario Williams, 2006-11	53.0	320.5
Whitney Mercilus, 2012-18	42.5	233.5
Jadeveon Clowney, 2011-18	29.0	230
Antonio Smith, 2009-13, 2016	27.5	182
Connor Barwin, 2009-12	19.0	136.5
Kailee Wong, 2002-06	15.0	68.5
Brooks Reed, 2011-14	14.5	83.5
Brian Cushing, 2009-17	13.5	80.5
Jason Babin, 2004-06	13.0	85

YEAR-BY-YEAR LEADERS

RUSHING YARDS

Year	Player	Att	Yds	Avg	Long	TD
2002	Jonathan Wells	197	529	2.7	37	3
2003	Domanick Williams	238	1,031	4.3	51	8
2004	Domanick Williams	302	1,188	3.9	44	13
2005	Domanick Williams	230	976	4.2	44	2
2006	Ron Dayne	151	612	4.1	19	5
2007	Ron Dayne	194	773	4	39	6
2008	Steve Slaton	268	1,282	4.8	71t	9
2009	Steve Slaton	131	437	3.3	32t	3
2010	Arian Foster	327	1,616	4.9	74t	16
2011	Arian Foster	278	1,224	4.4	43	10
2012	Arian Foster	351	1,424	4.1	46	15
2013	Ben Tate	181	771	4.3	60	4
2014	Arian Foster	260	1,246	4.8	51	8
2015	Alfred Blue	183	698	3.8	41	2
2016	Lamar Miller	268	1,073	4	45	5
2017	Lamar Miller	238	888	3.7	21	3
2018	Lamar Miller	210	973	4.63	97	5

RECEIVING YARDS

Year	Player	Rec	Yds	Avg	Long	TD
2002	Corey Bradford	45	697	15.5	81	6
2003	Andre Johnson	66	976	14.8	46t	4
2004	Andre Johnson	79	1,142	14.5	54t	6
2005	Andre Johnson	63	688	10.9	53t	2
2006	Andre Johnson	103	1,147	11.1	53	5
2007	Andre Johnson	60	581	14.2	77t	8
2008	Andre Johnson	115	1,575	13.7	65	8
2009	Andre Johnson	101	1,569	15.5	72t	9
2010	Andre Johnson	86	1,216	14.1	60	8
2011	Owen Daniels	54	677	12.5	34	3
2012	Andre Johnson	112	1,598	14.3	60t	4
2013	Andre Johnson	109	1,407	12.9	62t	5
2014	DeAndre Hopkins	76	1,210	15.9	76t	6
2015	DeAndre Hopkins	111	1,521	13.7	61t	11
2016	DeAndre Hopkins	78	954	12.2	51	4
2017	DeAndre Hopkins	96	1,378	14.4	72t	13
2018	DeAndre Hopkins	115	1,572	13.7	49	11

RECEPTIONS

Year	Player	Rec	Yds	Avg	Long	TD
2002	Billy Miller	51	613	12	42	3
2003	Andre Johnson	66	976	14.8	46t	4

TEXANS RECORDS - LEADERS

2004	Andre Johnson	79	1,142	14.5	54t	6
2005	Andre Johnson	63	688	10.9	53t	2
2006	Andre Johnson	103	1,147	11.1	53	5
2007	Kevin Walter	65	800	12.3	46	4
2008	Andre Johnson	115	1,575	13.7	65	8
2009	Andre Johnson	101	1,569	15.5	72t	9
2010	Andre Johnson	86	1,216	14.1	60	8
2011	Owen Daniels	54	677	12.5	34	3
2012	Andre Johnson	112	1,598	14.3	60t	4
2013	Andre Johnson	109	1,407	12.9	62t	5
2014	Andre Johnson	85	936	11	35	3
2015	DeAndre Hopkins	111	1,521	13.7	61t	11
2016	DeAndre Hopkins	78	954	12.2	51	4
2017	DeAndre Hopkins	96	1,378	14.4	72t	13
2018	DeAndre Hopkins	115	1,572	13.7	49	11

SCRIMMAGE YARDS (RUSHING & RECEIVING)

Year	Player	Rushing	Receiving	Total
2002	James Allen	519	302	821
2003	Domanick Williams	1,031	351	1,382
2004	Domanick Williams	1,188	588	1,776
2005	Domanick Williams	976	337	1,313
2006	Andre Johnson	14	1,147	1,161
2007	Ron Dayne	773	112	885
2008	Steve Slaton	1,282	377	1,659
2009	Andre Johnson	10	1,569	1,579
2010	Arian Foster	1,616	604	2,220
2011	Arian Foster	1,224	617	1,841
2012	Arian Foster	1,424	217	1,641
2013	Andre Johnson	0	1,407	1,407
2014	Arian Foster	1,246	327	1,573
2015	DeAndre Hopkins	0	1,521	1,521
2016	Lamar Miller	1,073	188	1,261
2017	DeAndre Hopkins	0	1,378	1,378
2018	DeAndre Hopkins	-7	1,572	1,565

PASSING YARDS

Year	Player	A	C	Pct	Yds	TD	Int	Lg	Rtg
2002	David Carr	444	233	52.5	2,592	9	15	81	62.8
2003	David Carr	295	167	56.6	2,013	9	13	78t	69.5
2004	David Carr	466	285	61.2	3,531	16	14	69	83.5
2005	David Carr	423	256	60.5	2,488	14	11	53t	77.2
2006	David Carr	442	302	68.3	2,767	11	12	53	82.1
2007	Matt Schaub	289	192	66.4	2,241	9	9	77t	87.2
2008	Matt Schaub	380	251	66.1	3,043	15	10	65	92.7
2009	Matt Schaub	583	396	67.9	4,770	29	15	72t	98.6
2010	Matt Schaub	574	365	63.6	4,370	24	12	60	92
2011	Matt Schaub	292	178	61	2,479	15	6	80t	96.8
2012	Matt Schaub	544	350	64.3	4,008	22	12	60t	90.7
2013	Matt Schaub	358	219	61.2	2,310	10	14	46	73
2014	Ryan Fitzpatrick	312	197	63.1	2,483	17	8	76t	95.3
2015	Brian Hoyer	369	224	60.7	2,606	19	7	49	91.4
2016	Brock Osweiler	510	301	59	2,957	15	16	53	72.2
2017	Deshaun Watson	204	126	61.8	1,699	19	8	72t	103
2018	Deshaun Watson	505	345	68.3	4,165	26	9	73t	103.1

SCORING

Year	Player	TD	PAT	2PT	FG	TP
2002	Kris Brown	-	20/20	-	17/24	71
2003	Kris Brown	-	27/27	-	18/22	81
2004	Kris Brown	-	34/34	-	17/24	85
2005	Kris Brown	-	24/24	-	26/34	102
2006	Kris Brown	-	26/27	-	19/25	83
2007	Kris Brown	-	40/40	-	25/29	115
2008	Kris Brown	-	37/37	-	29/33	124
2009	Kris Brown	-	43/44	-	21/32	106
2010	Neil Rackers	-	43/43	-	27/30	124
2011	Neil Rackers	-	39/40	-	32/38	135
2012	Shayne Graham	-	45/45	-	31/38	138
2013	Randy Bullock	-	26/26	-	26/35	104
2014	Randy Bullock	-	40/40	-	30/35	130
2015	Nick Novak	-	29/31	-	18/21	83
2016	Nick Novak	-	22/25	-	35/41	127
2017	Ka'imi Fairbairn	-	32/35	-	20/25	92
2018	Ka'imi Fairbairn	-	39/41	-	37/42	150

FIELD GOALS

Year	Player	FGA	FGM	Pct	Long
2002	Kris Brown	24	17	70.8	51
2003	Kris Brown	22	18	81.8	50
2004	Kris Brown	24	17	70.8	50
2005	Kris Brown	34	26	76.5	53
2006	Kris Brown	25	19	76	49
2007	Kris Brown	29	25	86.2	57
2008	Kris Brown	33	29	87.9	53
2009	Kris Brown	32	21	65.6	56
2010	Neil Rackers	30	27	90	57
2011	Neil Rackers	38	32	84.2	54
2012	Shayne Graham	38	31	81.6	51
2013	Randy Bullock	35	26	74.3	51
2014	Randy Bullock	35	30	85.7	55
2015	Nick Novak	21	18	85.7	51
2016	Nick Novak	41	35	85.4	53
2017	Ka'imi Fairbairn	25	20	80	55
2018	Ka'imi Fairbairn	42	37	88.1	54

PUNTING AVERAGE

Year	Player	No	Yds	Avg	Long	Blk
2002	Chad Stanley	114	4,720	41.4	62	2
2003	Chad Stanley	97	4,028	41.5	58	0
2004	Chad Stanley	73	3,009	41.2	57	0
2005	Chad Stanley	77	2,990	38.8	61	0
2006	Chad Stanley	76	3,161	41.6	62	0
2007	Matt Turk	55	2,296	41.7	59	0
2008	Matt Turk	53	2,240	42.3	59	0
2009	Matt Turk	67	2,866	42.8	62	0
2010	Matt Turk	63	2,650	42.1	60	0
2011	Brett Hartmann	58	2,573	44.4	69	0
2012	Donnie Jones	88	4,150	47.2	66	0
2013	Shane Lechler	88	4,189	47.6	65	0
2014	Shane Lechler	83	3,845	46.3	71	1
2015	Shane Lechler	95	4,497	47.3	64	0
2016	Shane Lechler	72	3,423	47.5	62	0
2017	Shane Lechler	92	4,507	49	68	0
2018	Trevor Daniel	74	3,237	43.7	61	0

PUNT RETURN YARDS

TEXANS RECORDS - LEADERS

Year	Player	No	Yds	Avg	Long	TD
2002	Jermaine Lewis	36	280	7.8	48	0
2003	J.J. Moses	36	244	6.8	40	0
2004	J.J. Moses	36	309	8.6	27	0
2005	Phillip Buchanon	12	101	8.4	37	0
2006	Dexter Wynn	12	139	11.6	58	0
2007	Jacoby Jones	30	286	9.5	74	0
2008	Jacoby Jones	32	386	12.1	73t	2
2009	Jacoby Jones	39	426	10.9	62	0
2010	Jacoby Jones	29	204	7	39	0
2011	Jacoby Jones	49	518	10.6	79t	1
2012	Keshawn Martin	22	267	12.1	71	0
2013	Keshawn Martin	39	345	8.8	87t	1
2014	Keshawn Martin	25	154	6.2	21	0
2015	Keith Humphrey	36	280	7.8	20	0
2016	Tyler Ervin	27	261	9.7	57	0
2017	Will Fuller V	9	135	15	49	0
2018	Tyler Ervin	21	175	8.3	27	0

KICKOFF RETURN YARDS

Year	Player	No	Yds	Avg	Long	TD
2002	Jermaine Lewis	46	961	20.9	45	0
2003	J.J. Moses	58	1,355	23.4	70	0
2004	J.J. Moses	59	1,303	22.1	49	0
2005	Jerome Mathis	54	1,542	28.6	99t	2
2006	Dexter Wynn	30	670	22.3	38	0
2007	André Davis	32	968	30.3	104t	3
2008	André Davis	43	993	23.1	50	0
2009	André Davis	33	782	23.7	63	0
2010	Steve Slaton	39	767	19.7	50	0
2011	Danieal Manning	13	356	27.4	46	0
2012	Keshawn Martin	31	741	23.9	54	0
2013	Keshawn Martin	36	947	26.3	50	0
2014	Danieal Manning	13	267	20.5	41	0
2015	Keith Humphrey	14	338	24.1	41	0
2016	Tyler Ervin	14	263	18.8	33	0
2017	Chris Thompson	17	369	21.7	42	0
2018	Tyler Ervin	10	253	25.3	36	0

INTERCEPTIONS

Year	Player	No	Yds	Avg	Long	TD
2002	Aaron Glenn	5	181	36.2	70t	2
2003	Marcus Coleman	7	95	13.6	41	0
2004	Dunta Robinson	6	146	24.3	61	0
2005	Glenn Earl	2	2	1	2	0
2006	Dunta Robinson	2	9	4.5	9	1
	DeMarcus Faggins	2	0	0	0	0
2007	Fred Bennet	3	47	15.7	33	0
2008	Jacques Reeves	4	108	27	44t	1
2009	Bernard Pollard	4	121	30.3	70t	1
	Brian Cushing	4	26	6.5	20	0
2010	Troy Nolan	3	35	11.7	20	0
	Glover Quin	3	12	4	10	0
	Jason Allen	3	1	0.3	1	0
2011	Johnathan Joseph	4	40	10	29	0
	Jason Allen	4	34	8.5	34	0
2012	Kareem Jackson	4	71	17.8	63t	1
2013	Johnathan Joseph	3	64	21.3	32	0
2014	A.J. Bouye	3	120	40	67	1
	Kareem Jackson	3	97	32.3	65	0

	Jumal Rolle	3	25	8.3	13	0
2015	Andre Hal	4	54	13.5	31t	1
2016	Quintin Demps	6	54	9	19	0
2017	Andre Hal	3	10	3.3	7	0
2018	Two Players	3	-	-	-	-

TOTAL TACKLES

Year	Player, Pos.	Solo	Assist	Total
2002	Jay Foreman	101	36	137
	Jamie Sharper	95	42	137
2003	Jamie Sharper	107	59	166
2004	Jamie Sharper	98	41	139
2005	Morlon Greenwood	82	30	112
2006	DeMeco Ryans	126	30	156
2007	DeMeco Ryans	98	29	127
2008	DeMeco Ryans	86	26	112
2009	Brian Cushing	86	47	133
2010	Bernard Pollard	82	30	112
2011	Brian Cushing	76	38	114
2012	Glover Quin	64	20	84
2013	Darryl Sharpton	56	31	87
2014	Kendrick Lewis	52	32	84
2015	Brian Cushing	63	47	110
2016	Benardrick McKinney	79	50	129
2017	Benardrick McKinney	62	33	95
2018	Two Players	-	-	105

SACKS

Year	Player, Pos.	Sacks	Yards
2002	Jeff Posey	8	77
2003	Jamie Sharper	4	19
2004	Kailee Wong	5.5	29
2005	Shantee Orr	7	40
2006	Jason Babin	5.5	39
2007	Mario Williams	14	82.5
2008	Mario Williams	12	82
2009	Mario Williams	9	52
2010	Mario Williams	8.5	54.5
2011	Connor Barwin	11.5	78.5
2012	J.J. Watt	20.5	138.5
2013	J.J. Watt	10.5	70.5
2014	J.J. Watt	20.5	140
2015	J.J. Watt	17.5	118
2016	Whitney Mercilus	7.5	56.5
2017	Jadeveon Clowney	9.5	67
2018	J.J. Watt	16.0	119.0

SPECIAL TEAMS TACKLES

Year	Player, Pos.	Solo	Assist	Total
2002	Jason Bell	14	2	16
2003	Ramon Walker	13	4	17
2004	Antwan Peek	10	8	18
2005	Ramon Walker	12	6	18
2006	Troy Evans	11	2	13
2007	Jameel Cook	12	1	13
2008	Kevin Bentley	16	7	23
2009	Kevin Bentley	9	11	20
2010	James Casey	10	7	17
2011	Tim Dobbins	9	0	9
2012	Bryan Braman	14	2	16

TEXANS RECORDS - LEADERS

2013	Justin Tuggle	10	1	11
2014	Jeff Tarpinian	7	5	12
2015	Brian Peters	11	6	17
2016	Don Jones	9	2	11

2017	Kurtis Drummond	8	3	11
2018	A.J. Moore	7	4	11

TEXANS RECORDS - REGULAR SEASON INDIVIDUAL

TOTAL OFFENSE

YARDS FROM SCRIMMAGE (RUSHING, RECEIVING)

Career

13,651	Andre Johnson, 2003-14
8,740	Arian Foster, 2009-15
7,430	DeAndre Hopkins, 2013-18
4,617	Owen Daniels, 2006-13
4,471	Domanick Williams#, 2003-05

Season

2,220	Arian Foster, 2010
1,841	Arian Foster, 2011
1,776	Domanick Williams#, 2004
1,649	Steve Slaton, 2008
1,641	Arian Foster, 2012

Season, Rookie

1,659	Steve Slaton, 2008
1,382	Domanick Williams#, 2003
966	Andre Johnson, 2003

- Domanick Williams known as Domanick Davis prior to 2006.

COMBINED NET YARDS GAINED (RUSHING, RECEIVING, RETURNS)

Most Seasons Leading Team

4	Arian Foster, 2010-12, 2014
3	DeAndre Hopkins, 2015, 2017-18
	Domanick Williams#, 2003-05
2	Andre Johnson, 2009, 2013
	Ron Dayne, 2006-07

- Domanick Williams known as Domanick Davis prior to 2006.

Most Consecutive Seasons Leading Team

3	Arian Foster, 2010-12
	Domanick Williams#, 2003-05
2	DeAndre Hopkins, 2017-18
	Ron Dayne, 2006-07

- Domanick Williams known as Domanick Davis prior to 2006.

Career

13,651	Andre Johnson, 2003-14
8,740	Arian Foster, 2009-15
7,430	DeAndre Hopkins, 2013-18
5,004	Jacoby Jones, 2007-11
4,617	Owen Daniels, 2006-13

Season

2,220	Arian Foster, 2010
1,841	Arian Foster, 2011
1,776	Domanick Williams#, 2004
1,675	Jerome Mathis, 2005

- Domanick Williams known as Domanick Davis prior to 2006.

COMBINED ATTEMPTS (RUSHING, RECEIVING, RETURNS)

Career

1,703	Arian Foster, 2009-15
-------	-----------------------

1,035	Andre Johnson, 2003-14
931	Domanick Williams#, 2003-05
808	Lamar Miller, 2016-2018
742	Alfred Blue, 2014-18
562	Steve Slaton, 2008-11

- Domanick Williams known as Domanick Davis prior to 2006.

Season

393	Arian Foster, 2010
391	Arian Foster, 2012
370	Domanick Williams#, 2004
331	Arian Foster, 2011

- Domanick Williams known as Domanick Davis prior to 2006.

Game

39	Arian Foster vs. Tennessee, 11/28/10
38	Domanick Williams# at Indianapolis, 11/14/04
36	Alfred Blue at Cleveland, 11/16/14
	Domanick Williams# at Detroit, 9/19/04
	Domanick Williams# vs. N.Y. Jets, 10/19/03

- Domanick Williams known as Domanick Davis prior to 2006.

Game, Opponent

43	Rudi Johnson at Cincinnati, 11/9/03
36	Larry Johnson vs. Kansas City, 11/20/05
34	Thomas Jones at Tampa Bay, 12/14/03
34	Rashad Jennings at N.Y. Giants, 9/21/14

RUSHING

RUSHING ATTEMPTS

Most Seasons Leading Team

4	Arian Foster, 2010-12, 14
3	Lamar Miller, 2016-18
	Domanick Williams#, 2003-05
2	Steve Slaton, 2008-09
	Ron Dayne, 2006-07

- Domanick Williams known as Domanick Davis prior to 2006.

Most Consecutive Seasons Leading Team

4	Arian Foster, 2010-12, 14
3	Lamar Miller, 2016-18
	Domanick Williams#, 2003-05
2	Steve Slaton, 2008-09
	Ron Dayne, 2006-07

- Domanick Williams known as Domanick Davis prior to 2006.

Career

1,454	Arian Foster, 2009-15
770	Domanick Williams#, 2003-05
716	Lamar Miller, 2016-18
673	Alfred Blue, 2014-18

- Domanick Williams known as Domanick Davis prior to 2006.

Season

351	Arian Foster, 2012
-----	--------------------

TEXANS RECORDS - REGULAR SEASON INDIVIDUAL

327	Arian Foster, 2010
302	Domanick Williams#, 2004
278	Arian Foster, 2011
# - Domanick Williams known as Domanick Davis prior to 2006.	
Season, Rookie	
268	Steve Slaton, 2008
238	Domanick Williams#, 2003
197	Jonathan Wells, 2002
# - Domanick Williams known as Domanick Davis prior to 2006.	
Game	
36	Alfred Blue at Cleveland, 11/16/14
33	Arian Foster vs. Jacksonville, 10/30/11
33	Arian Foster vs. Indianapolis, 9/12/10
Game, Rookie	
36	Alfred Blue at Cleveland, 11/16/14
27	Domanick Williams# vs. N.Y. Jets, 10/19/03
26	Domanick Williams# at Buffalo, 11/16/03
	Steve Slaton at Green Bay, 12/7/08
# - Domanick Williams known as Domanick Davis prior to 2006.	
Game, Opponent	
43	Rudi Johnson, vs. Cincinnati, 11/9/03
36	Larry Johnson, vs. Kansas City, 11/20/05
34	Thomas Jones, at Tampa Bay, 12/14/03
	Rashad Jennings at N.Y. Giants, 9/21/14

RUSHING YARDS GAINED

Most Seasons Leading Team	
4	Arian Foster, 2010-12, 14
3	Lamar Miller, 2016-18
	Domanick Williams#, 2003-05
2	Steve Slaton, 2008-09
	Ron Dayne, 2006-07
# - Domanick Williams known as Domanick Davis prior to 2006.	
Most Consecutive Seasons Leading Team	
3	Lamar Miller, 2016-18
	Arian Foster, 2010-12
	Domanick Williams#, 2003-05
2	Steve Slaton, 2008-09
	Ron Dayne, 2006-07
# - Domanick Williams known as Domanick Davis prior to 2006.	
Career	
6,472	Arian Foster, 2009-15
3,195	Domanick Williams#, 2003-05
2,878	Lamar Miller, 2016-18
2,395	Alfred Blue, 2014-18
1,992	Ben Tate, 2011-13
# - Domanick Williams known as Domanick Davis prior to 2006.	
Seasons, 1,000 or More Yards Rushing	
4	Arian Foster, 2010-12; 14
2	Domanick Williams#, 2003-04
1	Steve Slaton, 2008
	Lamar Miller, 2016

# - Domanick Williams known as Domanick Davis prior to 2006.	
Consecutive Seasons, 1,000 or More Yards Rushing	
3	Arian Foster, 2010-12
2	Domanick Williams#, 2003-04
# - Domanick Williams known as Domanick Davis prior to 2006.	
Season	
1,616	Arian Foster, 2010
1,424	Arian Foster, 2012
1,282	Steve Slaton, 2008
1,246	Arian Foster, 2014
1,224	Arian Foster, 2011
1,188	Domanick Williams#, 2004
1,073	Lamar Miller, 2016
1,031	Domanick Williams#, 2003
# - Domanick Williams known as Domanick Davis prior to 2006.	
Season, Rookie	
1,282	Steve Slaton, 2008
1,031	Domanick Williams#, 2003
529	Jonathan Wells, 2002
528	Alfred Blue, 2014
# - Domanick Williams known as Domanick Davis prior to 2006.	
Game	
231	Arian Foster vs. Indianapolis, 9/12/10
180	Arian Foster vs. Jacksonville, 1/2/11
165	Arian Foster vs. Indianapolis, 12/16/12
162	Lamar Miller vs. Tennessee, 11/27/18
158	Arian Foster at Indianapolis, 12/22/11
	Domanick Williams# at Jacksonville, 12/26/04
# - Domanick Williams known as Domanick Davis prior to 2006.	
Game, Opponent	
211	Larry Johnson vs. Kansas City, 11/20/05
197	Chris Johnson at Tennessee, 9/20/09
182	Rudi Johnson at Cincinnati, 11/9/03
Game, Rookie	
156	Alfred Blue at Cleveland, 11/16/14
	Steve Slaton at Indianapolis, 11/16/08
129	Domanick Williams# vs. N.Y. Jets, 10/19/03
# - Domanick Williams known as Domanick Davis prior to 2006.	
Games, 100 or More Yards Rushing	
32	Arian Foster, 2009-15
11	Domanick Williams#, 2003-05
8	Lamar Miller, 2016-18
6	Ben Tate, 2011-13
5	Alfred Blue, 2014-18
	Steve Slaton, 2008-09
# - Domanick Williams known as Domanick Davis prior to 2006.	
Consecutive Games, 100 or More Yards	
4	Arian Foster, 10/5/14-10/26/14
3	Arian Foster, 10/23/11-11/6/11
	Steve Slaton, 12/1/08-12/14/08
Longest Run From Scrimmage	
97t	Lamar Miller vs. Tennessee, 11/27/18

TEXANS RECORDS - REGULAR SEASON INDIVIDUAL

81t	Justin Forsett at Detroit, 11/22/12
74t	Arian Foster at Oakland, 10/3/10
71t	Steve Slaton at Indianapolis, 11/16/08
60	Ben Tate vs. Tennessee, 9/15/13
56	Arian Foster vs. Jacksonville, 1/2/11
Longest Run From Scrimmage, Opponent	
91t	Chris Johnson at Tennessee, 9/20/09
85t	Lamar Miller at Miami, 10/25/15
80t	Rashad Jennings vs. Oakland, 11/17/13
76	Fred Taylor at Jacksonville, 10/14/07

RUSHING AVERAGE GAIN

Career (750 attempts)	
4.54	Arian Foster, 2009-15
4.15	Domanick Williams#, 2003-05
# - Domanick Williams known as Domanick Davis prior to 2006.	
Season (100 attempts)	
5.38	Ben Tate, 2011 (175-942)
4.94	Arian Foster, 2010 (327-1,616)
4.79	Arian Foster, 2014 (260-1,246)
4.78	Steve Slaton, 2008 (268-1,282)
4.63	Lamar Miller, 2018 (210-973)
4.48	Arian Foster, 2013 (121-542)
Game (10 attempts)	
13.5	Lamar Miller vs. Tennessee, 11/27/18 (12-162)
11.14	Steve Slaton at Indianapolis, 11/16/08 (14-156)
9.58	Ben Tate vs. Cleveland, 11/6/11 (12-115)
8.6	Darius Walker vs. Jacksonville, 12/30/07 (10-86)
8.06	Domanick Williams# vs. Tennessee, 11/28/04 (16-129)
7.82	Arian Foster at Oakland, 10/3/10 (17-133)
# - Domanick Williams known as Domanick Davis prior to 2006.	

RUSHING TOUCHDOWNS

Seasons Leading Team	
4	Arian Foster, 2010-12, 14
3	Lamar Miller, 2016-18
2	Jonathan Wells, 2002, 2005
	Domanick Williams#, 2003-04
	Ron Dayne, 2006-07
# - Domanick Williams known as Domanick Davis prior to 2006.	
Consecutive Seasons Leading Team	
3	Lamar Miller, 2016-18
	Arian Foster, 2010-12
2	Domanick Williams#, 2003-04
	Ron Dayne, 2006-07
# - Domanick Williams known as Domanick Davis prior to 2006.	
Career	
54	Arian Foster, 2009-15
23	Domanick Williams#, 2003-05
13	Lamar Miller, 2016-18
	Steve Slaton, 2008-10

# - Domanick Williams known as Domanick Davis prior to 2006.	
Season	
16	Arian Foster, 2010
15	Arian Foster, 2012
13	Domanick Williams#, 2004
10	Arian Foster, 2011
9	Steve Slaton, 2008
# - Domanick Williams known as Domanick Davis prior to 2006.	
Game	
3	Ben Tate vs. New England, 12/1/13
3	Arian Foster vs. Indianapolis, 9/12/10
3	Ryan Moats at Buffalo, 11/1/09
Game, Rookie	
2	7x - last: D'Onta Foreman vs. Arizona, 11/19/2017
Game, Opponent	
4	Shaun Alexander at Seattle, 10/16/05
3	Devonta Freeman at Atlanta, 10/4/15
	Maurice Jones-Drew vs. Jacksonville, 9/27/09
	Willie Parker vs. Pittsburgh, 9/7/08
	LaBrandon Toefield vs. Jacksonville, 12/24/05
Consecutive Games With A Rushing Touchdown	
6	Arian Foster, 10/23/11 – 12/4/11
	Domanick Williams#, 11/28/04 – 1/2/05
5	Arian Foster, 9/30/12 – 11/4/12
	Arian Foster, 10/17/10 – 11/21/10
4	Arian Foster, 12/18/11 – 9/16/12
# - Domanick Williams known as Domanick Davis prior to 2006.	

PASSING

PASSING

Seasons Leading Team	
7	Matt Schaub, 2007-13
5	David Carr, 2002-06
Consecutive Seasons Leading Team	
7	Matt Schaub, 2007-13
5	David Carr, 2002-06

PASSER RATING

Career (1,500 attempts)	
90.9	Matt Schaub, 2007-13
75.5	David Carr, 2002-06
Season (204 attempts)	
103.1	Deshaun Watson, 2018
103.0	Deshaun Watson, 2017
98.6	Matt Schaub, 2009
96.8	Matt Schaub, 2011
95.3	Ryan Fitzpatrick, 2014
92.7	Matt Schaub, 2008
Season, Rookie (204 attempts)	
103.0	Deshaun Watson, 2017

TEXANS RECORDS - REGULAR SEASON INDIVIDUAL

62.8 David Carr, 2002

Game (20 attempts)

156.0	Deshaun Watson vs Miami, 10/25/18
147.7	Matt Schaub at Tennessee, 10/23/11
147.5	Ryan Fitzpatrick vs. Tennessee, 11/30/14
144	Matt Schaub vs. Cincinnati, 10/26/08
140.2	David Carr at Indianapolis, 9/17/06
134.2	Deshaun Watson vs. New York Jets, 12/15/18
130.9	Deshaun Watson vs. Tennessee, 11/27/18
129.7	Matt Schaub vs. Jacksonville, 1/2/11

Game, Opponent (20 attempts)

147.7	Marcus Mariota vs. Tennessee, 11/27/18
146.8	Steve McNair at Tennessee, 10/12/03
146.8	Jon Kitna vs. Cincinnati, 11/3/02
146.2	Tom Brady at New England, 9/24/17
143.8	Blake Bortles at Jacksonville, 12/17/17
139.8	Ben Roethlisberger vs. Pittsburgh, 9/18/05

PASSING ATTEMPTS

Seasons Leading Team

7	Matt Schaub, 2007-13
5	David Carr, 2002-06

Consecutive Seasons Leading Team

7	Matt Schaub, 2007-13
5	David Carr, 2002-06

Career

3,020	Matt Schaub, 2007-13
2,070	David Carr, 2002-06
709	Deshaun Watson, 2017-18
510	Brock Osweiler, 2016

Season

583	Matt Schaub, 2009
574	Matt Schaub, 2010
544	Matt Schaub, 2012
510	Brock Osweiler, 2016
505	Deshaun Watson, 2018
466	David Carr, 2004

Season, Rookie

444	David Carr, 2002
204	Deshaun Watson, 2017
134	T.J. Yates, 2011
40	Dave Ragone, 2003

Game

62	Matt Schaub vs. Baltimore, 12/13/10
58	Ryan Mallett at Carolina, 9/20/15
55	Matt Schaub vs. Jacksonville, 11/18/12
54	Matt Schaub at Tennessee, 12/19/10
	David Carr at N.Y. Jets, 11/26/06
52	Matt Schaub at Washington, 9/19/10
50	Matt Schaub at Arizona, 10/11/09

Game, Opponent

61	Matthew Stafford at Detroit, 11/22/12
----	---------------------------------------

57 Peyton Manning vs. Indianapolis, 9/12/10

Tommy Maddox at Pittsburgh, 12/8/02

55 Chad Henne at Miami, 12/27/09

53 Blake Bortles at Jacksonville, 10/18/15

52 Peyton Manning at Denver, 9/23/12

51 Peyton Manning vs. Denver, 12/22/13

PASS COMPLETIONS

Seasons Leading Team

7	Matt Schaub, 2007-13
5	David Carr, 2002-06

Consecutive Seasons Leading Team

7	Matt Schaub, 2007-13
5	David Carr, 2002-06

Career

1,951	Matt Schaub, 2007-13
1,243	David Carr, 2002-06
471	Deshaun Watson, 2017-18
301	Brock Osweiler, 2016
297	Sage Rosenfels, 2006-08

Season

396	Matt Schaub, 2009
365	Matt Schaub, 2010
350	Matt Schaub, 2012
345	Deshaun Watson, 2018

Season, Rookie

233	David Carr, 2002
126	Deshaun Watson, 2017
82	T.J. Yates, 2011
20	Dave Ragone, 2003

Game

43	Matt Schaub vs. Jacksonville, 11/18/12
39	David Carr at N.Y. Jets, 11/26/06
38	Matt Schaub at Washington, 9/19/10
35	Matt Schaub at Tennessee, 12/19/10
	Matt Schaub at Arizona, 10/11/09

Game, Opponent

40	Peyton Manning vs. Indianapolis, 9/12/10
36	Daunte Culpepper vs. Minnesota, 10/10/04
34	Peyton Manning at Indianapolis, 11/8/09
33	Drew Brees vs. New Orleans, 11/18/07
	Brett Favre vs. Green Bay 11/21/04

Consecutive Completions

*22	David Carr vs. Buffalo, 11/19/06
17	Matt Schaub vs. Jacksonville, 11/18/12
16	Matt Schaub vs. Indianapolis (14), 9/23/07; at Atlanta (2), 9/30/07
13	David Carr at Indianapolis (9), 9/17/06; vs. Washington (4), 9/24/06
	Ryan Fitzpatrick vs. Washington (5), 9/7/14; at Oakland (8), 9/14/14

*Tied NFL record at the time

TEXANS RECORDS - REGULAR SEASON INDIVIDUAL

Consecutive Completions, Opponent

*22	Mark Brunell vs. Washington, 9/24/06
19	Marcus Mariota vs. Tennessee, 11/26/18
*Tied NFL record at the time	

PASSING COMPLETION PERCENTAGE

Seasons Leading Team

6	Matt Schaub, 2007, 2009-13
5	David Carr, 2002-06

Consecutive Seasons Leading Team

5	Matt Schaub, 2009-13
5	David Carr, 2002-06

Career (1,500 attempts)

64.6	Matt Schaub, 2007-13
60	David Carr, 2002-06

Season (224 attempts)

68.3	Deshaun Watson, 2018
	David Carr, 2006
67.9	Matt Schaub, 2009
66.4	Matt Schaub, 2007
66.1	Matt Schaub, 2008
64.3	Matt Schaub, 2012

Game (20 attempts)

85.7	Matt Schaub vs. Cincinnati, 10/26/08
84.6	David Carr at Indianapolis, 9/17/06
83.9	Matt Schaub vs. Detroit, 10/19/08
83.3	David Carr vs. Buffalo, 11/19/06
81.8	Matt Schaub vs. Indianapolis, 9/23/07
81.8	Matt Schaub vs. Jacksonville, 1/2/11

PASSING YARDS GAINED

Seasons Leading Team

7	Matt Schaub, 2007-13
5	David Carr, 2002-06

Consecutive Seasons Leading Team

7	Matt Schaub, 2007-13
5	David Carr, 2002-06

Career

23,221	Matt Schaub, 2007-13
13,391	David Carr, 2002-06
5,864	Deshaun Watson, 2017-18
3,380	Sage Rosenfels, 2006-08

Seasons, 4,000 or More Yards Passing

3	Matt Schaub, 2009-10, 12
1	Deshaun Watson, 2018

Seasons, 3,000 or More Yards Passing

4	Matt Schaub, 2008-12
1	Deshaun Watson, 2018
	David Carr, 2004

Season

4,770	Matt Schaub, 2009
4,370	Matt Schaub, 2010
4,165	Deshaun Watson, 2018

4,008	Matt Schaub, 2012
-------	-------------------

3,531	David Carr, 2004
-------	------------------

Season, Rookie

2,592	David Carr, 2002
1,699	Deshaun Watson, 2017
949	T.J. Yates, 2011
135	Dave Ragone, 2003

Game

527	Matt Schaub vs. Jacksonville, 11/18/12 (OT)
497	Matt Schaub at Washington, 9/19/10 (OT)
416	Matt Schaub vs. Oakland, 10/9/11
414	Matt Schaub at Green Bay, 12/7/08
402	Deshaun Watson at Seattle, 10/29/17

Game, Opponent

471	Nick Foles at Philadelphia, 12/24/18
464	Andrew Luck at Indianapolis, 9/30/18
452	Russell Wilson at Seattle, 10/29/17
441	Matthew Stafford at Detroit, 11/22/12 (OT)
433	Peyton Manning vs. Indianapolis, 9/12/10
426	Donovan McNabb at Washington, 9/19/10

Games, 300 or More Yards Passing, Season

9	Matt Schaub, 2009
7	Matt Schaub, 2010
5	Deshaun Watson, 2018
	Matt Schaub, 2008

Games, 300 or More Yards Passing, Career

27	Matt Schaub, 2007-13
7	Deshaun Watson, 2017-18
4	David Carr, 2002-06
1	Tom Savage, 2014, 16-17
1	Brian Hoyer, 2015
1	Case Keenum, 2013
1	T. J. Yates, 2011
1	Ryan Fitzpatrick, 2014

Longest Pass Completion

81	David Carr to Corey Bradford vs. Buffalo, 10/13/02
80	Matt Schaub to Jacoby Jones at Tampa Bay, 11/13/11 (TD)
78	Matt Schaub to Arian Foster at Tampa Bay, 11/13/11 (TD)
78	Matt Schaub to Arian Foster at Tennessee, 10/23/11 (TD)
78	David Carr to Corey Bradford at Miami, 9/7/03
77	Matt Schaub to Andre Johnson vs. Kansas City, 9/9/07 (TD)

PASSING YARDS PER COMPLETION

Seasons Leading Team (224 attempts/season)

7	Matt Schaub, 2007-13
5	David Carr, 2002-06

Consecutive Seasons Leading Team

7	Matt Schaub, 2007-13
5	David Carr, 2002-06

Career (1,500 attempts)

11.90	Matt Schaub, 2007-13
10.77	David Carr, 2002-06

TEXANS RECORDS - REGULAR SEASON INDIVIDUAL

Season (204 attempts)

13.93	Matt Schaub, 2011
13.48	Deshaun Watson, 2017
12.91	Deshaun Watson, 2018
12.85	Case Keenum, 2013
12.60	Ryan Fitzpatrick, 2014
12.39	David Carr, 2004
12.12	Matt Schaub, 2008

Season, Rookie (204 attempts)

13.48	Deshaun Watson, 2017
11.12	David Carr, 2002

Game (20 attempts)

21.16	Deshaun Watson at Seattle, 10/29/17
20.36	Matt Schaub vs. Oakland, 10/04/09
18.17	David Carr vs. Buffalo, 10/13/02
18.13	Case Keenum vs. New England, 12/01/13
18.07	Case Keenum at Kansas City, 10/20/13

PASSING YARDS PER ATTEMPT

Seasons Leading Team (224 attempts/season)

7	Matt Schaub, 2007-13
5	David Carr, 2002-06

Consecutive Seasons Leading Team

7	Matt Schaub, 2007-13
5	David Carr, 2002-06

Career (1,500 attempts)

7.69	Matt Schaub, 2007-13
6.47	David Carr, 2002-06

Season (204 attempts)

8.49	Matt Schaub, 2011
8.3	Deshaun Watson, 2018
8.18	Matt Schaub, 2009
8.01	Matt Schaub, 2010
7.96	Ryan Fitzpatrick, 2014

Season, Rookie (204 attempts)

8.33	Deshaun Watson, 2017
5.84	David Carr, 2002

Game (20 attempts)

13.47	Deshaun Watson at Seattle, 10/29/17
12.87	Matt Schaub at Tennessee, 10/23/11
11.95	Deshaun Watson vs. Miami, 10/25/18
11.50	Matt Schaub vs. Jacksonville, 01/02/11
10.85	Ryan Fitzpatrick vs. Tennessee, 11/30/14

Average Gain, Game, Opponent (20 attempts)

15.59	Steve McNair at Tennessee, 10/12/03
12.83	Philip Rivers vs. San Diego, 11/7/10
12.1	Ben Roethlisberger vs. Pittsburgh, 9/18/05
11.85	Peyton Manning at Indianapolis, 11/14/04
11.36	Chad Pennington vs. Miami, 10/12/08

PASSING TOUCHDOWNS

Seasons Leading Team

6	Matt Schaub, 2008-13
5	David Carr, 2002-06

Consecutive Seasons Leading Team

6	Matt Schaub, 2008-13
5	David Carr, 2002-06

Career

124	Matt Schaub, 2007-13
59	David Carr, 2002-06
45	Deshaun Watson, 2017-18
24	Sage Rosenfels, 2006-08
19	Brian Hoyer, 2015

Season

29	Matt Schaub, 2009
26	Deshaun Watson, 2018
24	Matt Schaub, 2010
22	Matt Schaub, 2012
19	Deshaun Watson, 2017
	Brian Hoyer, 2015

Rookie, Season

19	Deshaun Watson, 2017
9	David Carr, 2002
3	T.J. Yates, 2011

Game

6	Ryan Fitzpatrick vs. Tennessee, 11/30/14
5	Deshaun Watson vs. Miami, 10/25/18
	Deshaun Watson vs. Kansas City, 10/8/17
	Matt Schaub vs. Jacksonville, 11/18/12
4	Deshaun Watson at Seattle, 10/29/17
	Deshaun Watson vs. Tennessee, 10/1/17
	Matt Schaub at Denver, 9/23/12
	Matt Schaub at Cincinnati, 10/18/09
	Matt Schaub at Tennessee, 9/20/09
	Sage Rosenfels vs. Tennessee, 10/21/07

Game, Opponent

6	Aaron Rodgers vs. Green Bay, 10/14/12
5	Daunte Culpepper vs. Minnesota, 10/10/04
	Peyton Manning at Indianapolis, 11/14/04
	Tom Brady at New England, 9/24/17

Games, Four or More Touchdown Passes, Career

4	Deshaun Watson, 2017-18
	Matt Schaub, 2007-12
1	Ryan Fitzpatrick, 2014
1	Sage Rosenfels, 2006-08

Games, Four or More Touchdown Passes, Season

3	Deshaun Watson, 2017
2	Matt Schaub, 2012
	Matt Schaub, 2009
1	Ryan Fitzpatrick, 2014
	Sage Rosenfels, 2007

Consecutive Games, Touchdown Passes

20	Deshaun Watson, 9/24/17 - 12/23/18
16	Matt Schaub, 11/14/10 - 10/30/11

TEXANS RECORDS - REGULAR SEASON INDIVIDUAL

12	Matt Schaub, 11/8/09 – 10/3/10
	Sage Rosenfels, 10/14/07 – 11/9/08
8	David Carr, 9/18/05 – 11/13/05
6	Matt Schaub, 10/21/12 – 12/2/12
	Matt Schaub, 9/20/09 – 10/25/09
	David Carr, 9/19/04 – 10/31/04

PASSES HAD INTERCEPTED

Career

78	Matt Schaub, 2007-13
65	David Carr, 2002-06
23	Sage Rosenfels, 2006-08

Season

16	Brock Osweiler, 2016
15	Matt Schaub, 2009
	David Carr, 2002
14	Matt Schaub, 2013
	David Carr, 2004

Game

4	Sage Rosenfels vs. Baltimore, 11/9/08
	David Carr at New England, 12/17/06

Game, Opponent

4	David Garrard at Jacksonville, 11/12/06
	Steve McNair at Tennessee, 10/17/04

Consecutive Passes without an interception

110	Matt Schaub, 11/14/10 – 12/2/10
105	Case Keenum, 10/20/13 – 11/17/13
104	Matt Schaub, 11/06/11 – 9/23/12
99	Matt Schaub, 12/10/12 – 12/30/12
	David Carr, 12/24/05 – 9/17/06
	David Carr, 10/17/04 – 11/14/04

Attempts, No Interceptions, Game

44	Tom Savage vs. Indianapolis, 11/5/17
43	Case Keenum at Arizona, 11/10/13
42	David Carr vs. Minnesota, 10/10/04
41	David Carr at Denver, 11/7/04
40	Matt Schaub at St. Louis, 12/20/09
	Matt Schaub at Jacksonville, 9/28/08
	Matt Schaub at Atlanta, 9/30/07

Attempts, No Interceptions, Game, Opponent

57	Peyton Manning vs. Indianapolis, 9/12/10
52	Peyton Manning at Denver, 9/23/12
51	Peyton Manning vs. Denver, 12/22/13
50	Daunte Culpepper vs. Minnesota, 10/10/04
46	Peyton Manning vs. Indianapolis, 11/16/08

LOWEST INTERCEPTION PERCENTAGE

Seasons Leading Team

6	Matt Schaub, 2007-12
5	David Carr, 2002-06

Career (1,500 attempts)

2.6	Matt Schaub, 2007-13
-----	----------------------

3.1 David Carr, 2002-06

Season (224 attempts)

1.8	Deshaun Watson, 2018
1.9	Brian Hoyer, 2015
2.1	Matt Schaub, 2011
2.1	Matt Schaub, 2010
2.2	Matt Schaub, 2012

Season, Rookie (204 attempts)

3.38	David Carr, 2002
3.92	Deshaun Watson, 2017

TIMES SACKED

Career

249	David Carr, 2002-06
160	Matt Schaub, 2007-13
81	Deshaun Watson, 2017-18
36	T.J. Yates, 2011-13, 2015, 2017
27	Tom Savage, 2014-17
	Brock Osweiler, 2016

Season

*76	David Carr, 2002
68	David Carr, 2005
62	Deshaun Watson, 2018
49	David Carr, 2004

* NFL record

Game

9	David Carr at San Diego, 9/15/03
8	David Carr at Cleveland, 10/20/02
	David Carr vs. Pittsburgh, 9/18/05
7	Deshaun Watson vs. Buffalo, 10/14/18
	David Carr vs. Tennessee, 10/9/05
	David Carr at Cincinnati, 10/2/05
	David Carr at Philadelphia, 9/29/02

Game, Opponent

8	Blake Bortles vs. Jacksonville, 1/3/16
6	Jake Locker at Tennessee, 12/2/12
6	Blaine Gabbert at Jacksonville, 11/27/11
6	Tommy Maddox at Pittsburgh, 12/8/02

RECEIVING

RECEPTIONS

Seasons Leading Team

10	Andre Johnson, 2003-06, 08-10, 12-14
4	DeAndre Hopkins, 2015-18

Consecutive Seasons Leading Team

4	DeAndre Hopkins, 2015-18
	Andre Johnson, 2003-06
3	Andre Johnson, 2008-10
	Andre Johnson, 2012-14

Career

TEXANS RECORDS - REGULAR SEASON INDIVIDUAL

1,012	Andre Johnson, 2003-14
528	DeAndre Hopkins, 2013-18
385	Owen Daniels, 2006-13
326	Kevin Walter, 2006-12
Seasons, 50 or More Pass Receptions	
11	Andre Johnson, 2003-10, 2012-14
6	DeAndre Hopkins, 2013-18
4	Kevin Walter, 2007-10
	Owen Daniels, 2007-08, 2011-12
2	Arian Foster, 2010-11
Season	
115	DeAndre Hopkins, 2018
	Andre Johnson, 2008
112	Andre Johnson, 2012
111	DeAndre Hopkins, 2015
109	Andre Johnson, 2013
103	Andre Johnson, 2006
Season, Rookie	
66	Andre Johnson, 2003
52	DeAndre Hopkins, 2013
50	Steve Slaton, 2008
47	Domanick Williams#, 2003
	Will Fuller V, 2016
Game	
14	Andre Johnson vs. Jacksonville, 11/18/12 (OT)
13	Andre Johnson at Jacksonville, 12/5/13
12	6x - last: Andre Johnson at San Diego, 9/9/13
Game, Opponent	
14	Dallas Clark at Indianapolis, 11/8/09
12	4x - last: A.J. Green vs. Cincinnati, 11/23/14
Consecutive Games Played, Pass Reception	
133	Andre Johnson, 11/6/05 – 12/21/14
95	DeAndre Hopkins, 9/9/13 – 12/30/18
88	Owen Daniels, 12/10/06 – 10/6/13
37	Arian Foster, 1/3/10 – 10/21/12
35	Andre Johnson, 9/7/03 – 10/2/05
35	Kevin Walter, 9/7/08 – 10/10/10
RECEIVING YARDS GAINED	
Seasons Leading Team	
10	Andre Johnson, 2003-10, 12-13
5	DeAndre Hopkins, 2014-18
1	Owen Daniels, 2011
	Corey Bradford, 2002
Consecutive Seasons Leading Team	
8	Andre Johnson, 2003-10
5	DeAndre Hopkins, 2014-18
Career	
13,597	Andre Johnson, 2003-14
7,437	DeAndre Hopkins, 2013-18
4,617	Owen Daniels, 2006-13
4,083	Kevin Walter, 2006-12

2,268	Arian Foster, 2009-15
Seasons, 1,000 or More Yards	
7	Andre Johnson – 2004, 2006, 2008-10, 2012-13
4	DeAndre Hopkins – 2014-15, 2017-18
Season	
1,598	Andre Johnson, 2012
1,575	Andre Johnson, 2008
1,572	DeAndre Hopkins, 2018
1,569	Andre Johnson, 2009
1,521	DeAndre Hopkins, 2015
Season, Rookie	
976	Andre Johnson, 2003
802	DeAndre Hopkins, 2013
635	Will Fuller V, 2016
483	Jabar Gaffney, 2002
377	Steve Slaton, 2008
Game	
273	Andre Johnson vs. Jacksonville, 11/18/12 (OT)
238	DeAndre Hopkins vs. Tennessee, 11/30/14
229	Andre Johnson vs. Indianapolis, 11/3/13
224	DeAndre Hopkins at Seattle, 10/29/17
207	Andre Johnson vs. Tennessee, 12/14/08
196	Andre Johnson at St. Louis, 12/20/09
193	Andre Johnson vs. Seattle, 12/13/09
Game, Opponent	
265	Lee Evans vs. Buffalo, 11/19/06
236	Justin Blackmon vs. Jacksonville, 11/18/12 (OT)
223	T.Y. Hilton vs. Indianapolis, 10/9/14
199	T.Y. Hilton vs. Indianapolis, 12/9/18
186	Keelan Cole at Jacksonville, 12/17/17
177	Derrick Mason at Tennessee, 10/12/03
Games, 100 or More Yards, Career	
51	Andre Johnson, 2003-14
25	DeAndre Hopkins, 2013-18
5	Will Fuller V, 2016-18
4	Owen Daniels, 2006-12
3	Arian Foster, 2009-15
	Corey Bradford, 2002-05
	Kevin Walter, 2006-12
Games, 100 or More Yards, Season	
8	Andre Johnson, 2008
7	DeAndre Hopkins, 2018
6	DeAndre Hopkins, 2015
	Andre Johnson, 2009, 2010, 2012, 2013
5	DeAndre Hopkins, 2017
4	DeAndre Hopkins, 2014
Consecutive Games, 100 or More Yards	
4	Andre Johnson, 10/5/08 - 10/26/08
	DeAndre Hopkins, 9/27/15 - 10/18/15
3	DeAndre Hopkins, 12/15/18 - 12/31/18
	Andre Johnson, 9/9/07 - 11/18/07
Longest Reception	

TEXANS RECORDS - REGULAR SEASON INDIVIDUAL

81	Corey Bradford from David Carr vs. Buffalo, 10/13/02
80	Jacoby Jones from Matt Schaub at Tampa Bay, 11/13/11 (TD)
78	Arian Foster from Matt Schaub at Tampa Bay, 11/13/11 (TD) Arian Foster from Matt Schaub at Tennessee, 10/23/11 (TD) Corey Bradford from David Carr at Miami, 9/7/03 (TD)
76	DeAndre Hopkins from Ryan Fitzpatrick vs. Washington, 9/7/14 (TD)
Longest Reception, Opponent	
96	Calvin Johnson vs. Detroit, 10/19/08 (TD)
94	Robert Woods at Los Angeles, 11/12/17 (TD)
84	Troy Edwards vs. Jacksonville, 10/28/03 (TD)
83	Lee Evans vs. Buffalo, 11/19/06 (TD)
81	Justin Blackmon vs. Jacksonville, 11/18/12 (TD)

RECEIVING AVERAGE

Average Gain, Career (200 receptions)

14.1	DeAndre Hopkins, 2013-18
13.4	Andre Johnson, 2003-14
12.5	Kevin Walter, 2006-12
12.0	Owen Daniels, 2006-13

Average Gain, Season (32 receptions)

17.7	André Davis, 2007
15.9	DeAndre Hopkins, 2014
15.5	Andre Johnson, 2009
15.5	Corey Bradford, 2002
15.4	DeAndre Hopkins, 2013

Average Gain, Game (min. 3 receptions)

30.5	Andre Johnson at Buffalo, 11/16/03 (4-122)
28.7	Andre Johnson at Detroit, 9/19/04 (3-86)
28.0	DeAndre Hopkins at Seattle, 10/29/17 (8-224)
27.3	Jabar Gaffney at Chicago, 12/19/04 (4-109)
26.5	Joel Dreessen at N.Y. Jets, 11/21/10 (4-106)

RECEIVING TOUCHDOWNS

Seasons Leading Team

8	Andre Johnson, 2003-04, 2006-10, 2013
4	DeAndre Hopkins, 2015-18
3	Corey Bradford, 2002-03, 2005

Consecutive Seasons Leading Team

5	Andre Johnson, 2006-10
4	DeAndre Hopkins, 2015-18

Career

64	Andre Johnson, 2003-14
47	DeAndre Hopkins, 2013-18
29	Owen Daniels, 2006-13
24	Kevin Walter, 2006-12
18	Corey Bradford, 2002-05

Season

13	DeAndre Hopkins, 2017
11	DeAndre Hopkins, 2018
	DeAndre Hopkins, 2015

9	Andre Johnson, 2009
8	Andre Johnson, 2010 Andre Johnson, 2008 Kevin Walter, 2008 Andre Johnson, 2007
Season, Rookie	
5	Owen Daniels, 2006
4	Jordan Thomas, 2018 Andre Johnson, 2003
Game	
3	DeAndre Hopkins vs. Kansas City, 10/8/17 Andre Johnson vs. Indianapolis, 11/3/13
Game, Rookie	
2	Jordan Thomas vs. Miami, 10/25/18 Jaelen Strong vs. Indianapolis, 10/8/15 Owen Daniels at Tennessee, 10/29/06 Andre Johnson vs. Kansas City, 9/21/03
Game, Opponent	
3	T.Y. Hilton vs. Indianapolis, 11/3/13 Jordy Nelson vs. Green Bay, 10/14/12 Vernon Davis vs. San Francisco, 10/25/09 Steve Smith at Carolina, 9/16/07 Terrell Owens at Dallas, 10/15/06 Derrick Mason at Tennessee, 10/12/03
Consecutive Games, Touchdowns	
5	DeAndre Hopkins, 10/14/18 - 11/18/18 DeAndre Hopkins, 10/1/17 - 11/5/17
4	Arian Foster, 10/20/14 - 11/30/14 Andre Johnson, 12/13/10 - 9/18/11 Andre Johnson, 12/2/07 - 12/23/07

PUNTING

PUNTING

Seasons Leading Team

5	Shane Lechler, 2013-17 Chad Stanley, 2002-06
4	Matt Turk, 2007-10

Consecutive Seasons Leading Team

5	Shane Lechler, 2013-17 Chad Stanley, 2002-06
4	Matt Turk, 2007-10

PUNTS

Career

444	Chad Stanley, 2002-06
430	Shane Lechler, 2013-17
254	Matt Turk, 2007-11
88	Donnie Jones, 2012

Season

114	Chad Stanley, 2002
-----	--------------------

TEXANS RECORDS - REGULAR SEASON INDIVIDUAL

97	Chad Stanley, 2003
95	Shane Lechler, 2015
92	Shane Lechler, 2017
88	Shane Lechler, 2013
	Donnie Jones, 2012

Game	
11	Shane Lechler at Jacksonville, 12/17/17
	Chad Stanley at Indianapolis, 12/1/02
10	Donnie Jones at Tennessee, 12/2/12
	Brett Hartmann at Jacksonville, 11/27/11
	Chad Stanley at Jacksonville, 12/7/03
	Chad Stanley at Pittsburgh, 12/8/02
	Chad Stanley at San Diego, 9/15/02
	Chad Stanley vs. Dallas, 9/8/02

Game, Opponent	
11	Marquette King vs. Oakland, 11/17/13
10	Darren Bennett at San Diego, 9/15/02
9	6 times, last Colton Schmidt vs. Buffalo, 9/28/14

Longest Punt	
71	Shane Lechler vs. Indianapolis, 10/9/14
69	Brett Hartmann at Miami, 9/18/11
66	Donnie Jones at Denver, 9/23/12
	Brett Hartmann vs. Atlanta, 12/4/11
65	Shane Lechler at Oakland, 9/14/14
	Shane Lechler at Arizona, 11/10/13
	Donnie Jones vs. Minnesota, 12/23/12

Longest Punt, Opponent	
75	Mat McBriar at Dallas, 10/15/06
74	Sam Koch vs. Baltimore, 11/9/08
70	Brett Kern at Tennessee, 12/2/12
	Brandon Fields vs. Miami, 9/18/11

PUNT AVERAGE

Career (250 punts)	
47.6	Shane Lechler, 2013-17
42.3	Matt Turk, 2007-11
41.0	Chad Stanley, 2002-06

Season (40 punts)	
49.0	Shane Lechler, 2017
47.6	Shane Lechler, 2013
47.5	Shane Lechler, 2016
47.3	Shane Lechler, 2015
47.2	Donnie Jones, 2012
46.3	Shane Lechler, 2014

Game (4 punts)	
58.9	Shane Lechler at Arizona, 11/10/13 (7 punts)
54.5	Shane Lechler vs. Indianapolis, 10/9/14 (4 punts)
54.2	Donnie Jones at Denver, 9/23/12 (5 punts)
53.0	Shane Lechler at Seattle, 10/29/17 (5 punts)
52.8	Brett Hartmann vs. Atlanta, 12/4/11 (5 punts)
Game, Opponent (4 punts)	
56.8	Shane Lechler at Oakland, 12/3/06 (4 punts)

Mat McBriar at Dallas, 10/15/06 (4 punts)

53.9	Brett Nortman at Carolina, 9/20/15 (7 punts)
53.4	Shane Lechler vs. Oakland, 10/4/09 (8 punts)
52.8	Mike Scifres at San Diego, 10/28/07 (5 punts)
52.2	Bryan Anger at Jacksonville, 9/16/12 (9 punts)

PUNTS HAD BLOCKED

Consecutive Punts, None Blocked

327	Chad Stanley, 2002-06
324	Shane Lechler, 2014-17 (current)
254	Matt Turk, 2007-11
99	Shane Lechler, 2013-14

Punts Had Blocked, Career

2	Chad Stanley, 2002-06
1	Shane Lechler, 2013-15

Punts Had Blocked, Season

2	Chad Stanley, 2002
1	Shane Lechler, 2014

PUNTS INSIDE THE 20

Career

147	Shane Lechler, 2013-17
135	Chad Stanley, 2002-06
88	Matt Turk, 2007-11

Season

36	Trevor Daniel, 2018
36	Chad Stanley, 2002
36	Chad Stanley, 2003
34	Shane Lechler, 2013
32	Shane Lechler, 2017

Game

6	Chad Stanley vs. Dallas, 9/8/02
5	Shane Lechler vs. Indianapolis, 11/5/17
	Shane Lechler vs. Tennessee, 9/15/13
	Donnie Jones at Tennessee, 12/2/12
	Chad Stanley at San Francisco, 1/1/06

Game, Opponent

6	Brett Kern at Tennessee, 12/29/13
	Andy Lee vs. Arizona, 11/19/17
5	Sam Koch vs. Baltimore, 12/13/10
	Mike Scifres at San Diego, 10/28/07
	Craig Hentrich vs. Tennessee, 12/10/06

PUNT RETURNS

PUNT RETURNS

Seasons Leading Team

5	Jacoby Jones, 2007-11
3	Keshawn Martin, 2012-14
2	J.J. Moses, 2003-04

Career

TEXANS RECORDS - REGULAR SEASON INDIVIDUAL

179	Jacoby Jones, 2007-11
86	Keshawn Martin, 2012-15
72	J.J. Moses, 2003-04

Season

49	Jacoby Jones, 2011
39	Jacoby Jones, 2009
39	Keshawn Martin, 2013
36	Keith Mumphery, 2015
	J.J. Moses, 2003, 04
	Jermaine Lewis, 2002

Season, Rookie

36	Keith Mumphery, 2015
30	Jacoby Jones, 2007
27	Tyler Ervin, 2016
22	Keshawn Martin, 2012
12	Jerome Mathis, 2005

Game

7	Keshawn Martin vs. Oakland, 11/17/13
	Jacoby Jones at Jacksonville, 11/27/11
	Jacoby Jones vs. Oakland, 10/4/09
6	Trindon Holliday at Jacksonville, 9/16/12
	Keith Mumphery at Carolina, 9/20/15

Game, Opponent

6	Patrick Peterson at Arizona, 11/10/13
	Marcus Sherels vs. Minnesota, 12/23/12
	Darius Reynaud at Tennessee, 12/2/12
	David Allen at Jacksonville, 12/7/03
	Antwaan Randle El at Pittsburgh, 12/8/02
	Troy Walters at Indianapolis, 12/1/02

FAIR CATCHES

Career

60	Jacoby Jones, 2007-11
55	Keshawn Martin, 2012-14
34	Tyler Ervin, 2016-18
20	J.J. Moses, 2003-04

Season

24	Keshawn Martin, 2014
21	Keshawn Martin, 2013
17	Jacoby Jones, 2008
	Jermaine Lewis, 2002
15	Jacoby Jones, 2010

Game

4	Keshawn Martin vs. Indianapolis, 10/9/14
	Keshawn Martin at Tennessee, 12/29/13
	Dexter Wynn vs. Buffalo, 11/19/06
	Jermaine Lewis vs. Dallas, 9/8/02

Game, Opponent

5	Dante Hall vs. Kansas City, 9/21/03
4	7 times, last by Ace Sanders vs. Jacksonville, 11/24/2013

PUNT RETURN YARDS GAINED

Seasons Leading Team

5	Jacoby Jones, 2007-11
3	Keshawn Martin, 2012-14
2	J.J. Moses, 2003-04

Career

1,820	Jacoby Jones, 2007-11
766	Keshawn Martin, 2012-15
553	J.J. Moses, 2003-04
496	Tyler Ervin, 2016-18

Season

518	Jacoby Jones, 2011
427	Jacoby Jones, 2009
386	Jacoby Jones, 2008

Season, Rookie

286	Jacoby Jones, 2007
280	Keith Mumphery, 2015
267	Keshawn Martin, 2012
261	Tyler Ervin, 2016

Game

125	Keshawn Martin vs. Oakland, 11/17/13
100	Jacoby Jones at Arizona, 10/11/09
92	Avion Black vs. Baltimore, 12/15/02
91	Jacoby Jones at Jacksonville, 11/27/11
	Jacoby Jones vs. Indianapolis, 9/11/11

Game, Opponent

93	Tandon Doss at Baltimore, 9/22/13
81	DeAnthony Thomas vs. Kansas City, 9/13/15
80	Johnnie Lee Higgins at Oakland, 12/21/08
	Adam Jones at Tennessee, 12/11/05
76	Marcus Thigpen vs. Miami, 9/9/12

Longest Punt Return

87	Keshawn Martin vs. Oakland, 11/17/13
79t	Jacoby Jones vs. Indianapolis, 9/11/11
76	Avion Black vs. Baltimore, 12/15/02
74	Jacoby Jones vs. Indianapolis, 9/23/07
73t	Jacoby Jones vs. Cincinnati, 10/26/08

PUNT RETURN AVERAGE

Career (75 returns)

10.2	Jacoby Jones, 2007-11
8.9	Keshawn Martin, 2012-14

Season (20 returns)

12.14	Keshawn Martin, 2012
12.06	Jacoby Jones, 2008
10.92	Jacoby Jones, 2009
9.67	Tyler Ervin, 2016

Season, rookie (20 returns)

12.1	Keshawn Martin, 2012
9.7	Tyler Ervin, 2016

Game (3 returns)

30.7	Avion Black vs. Baltimore, 12/15/02
30.3	Jacoby Jones vs. Indianapolis, 9/11/11

TEXANS RECORDS - REGULAR SEASON INDIVIDUAL

21.8	Jacoby Jones vs. Miami, 10/12/08
20.0	Jacoby Jones at Arizona, 10/11/09
Game, Opponent (3 returns)	
26.7	Adam Jones at Tennessee, 12/11/05
22.3	Griff Whalen at Indianapolis, 12/16/13
19.7	Adam Jones at Tennessee, 10/29/06

PUNT RETURN TOUCHDOWNS

Career	
3	Jacoby Jones, 2007-11
1	Keshawn Martin, 2012-15
	Avion Black, 2002
	Will Fuller V, 2016-2018
Season	
2	Jacoby Jones, 2008
1	Keshawn Martin, 2013
	Jacoby Jones, 2011
	Avion Black, 2002
	Will Fuller V, 2016
Game	
1	Will Fuller V vs. Tennessee, 10/2/16 (67 yards)
	Keshawn Martin vs. Oakland, 11/17/13 (87)
	Jacoby Jones vs. Indianapolis, 9/11/11 (79)
	Jacoby Jones vs. Cincinnati, 10/26/08 (73)
	Jacoby Jones vs. Miami, 10/12/08 (70)
	Avion Black vs. Baltimore, 12/15/02 (76)
Game, Opponent	
1	Tyreek Hill vs. Kansas City, 10/8/17 (82 yards)
	Tandon Doss at Baltimore, 9/22/13 (82)
	Marcus Thigpen vs. Miami, 9/9/12 (72)
	Johnnie Lee Higgins at Oakland, 12/21/08 (80)
	Adam Jones at Tennessee, 10/29/06 (53)
	Adam Jones at Tennessee, 12/11/05 (52)
	Dante Hall vs. Kansas City, 9/21/03 (73)

KICKOFF RETURNS

KICKOFF RETURNS

Seasons Leading Team	
3	André Davis, 2007-09
2	Keshawn Martin, 2012-13
	J.J. Moses, 2003-04
Career	
117	J.J. Moses, 2003-04
108	André Davis, 2007-09
72	Jerome Mathis, 2005-07
68	Keshawn Martin, 2012-15
Season	
59	J.J. Moses, 2004
58	J.J. Moses, 2003
54	Jerome Mathis, 2005

Season, Rookie

54	Jerome Mathis, 2005
31	Keshawn Martin, 2012
20	Vernand Morency, 2005
Game	
8	Dexter Wynn at New England, 12/17/06
7	10x - last: Jacoby Jones at Indianapolis, 11/1/2010
Game, Opponent	
7	Devin Moore vs. Indianapolis, 9/12/10
	Reggie Swinton vs. Arizona, 12/18/05
	Doug Gabriel vs. Oakland, 10/3/04

KICKOFF RETURN YARDS

Seasons Leading Team

3	André Davis, 2007-09
2	Keshawn Martin, 2012-13
	J.J. Moses, 2003-04
	Danieal Manning, 2011, 2014

Career

2,743	André Davis, 2007-09
2,658	J.J. Moses, 2003-04
2,054	Jerome Mathis, 2005-07
1,707	Keshawn Martin, 2012-15

Season

1,542	Jerome Mathis, 2005
1,355	J.J. Moses, 2003
1,303	J.J. Moses, 2004

Season, Rookie

1,542	Jerome Mathis, 2005
741	Keshawn Martin, 2012
437	Vernand Morency, 2005

Game

266	Jerome Mathis vs. Kansas City, 11/20/05
266	Jerome Mathis vs. Indianapolis, 10/23/05
234	André Davis vs. Jacksonville, 12/30/07
233	Jerome Mathis vs. Indianapolis, 9/23/07
186	J.J. Moses at Cincinnati, 11/9/03

Game, Opponent

233	David Reed vs. Baltimore, 12/13/10
199	Doug Gabriel vs. Oakland, 10/3/04
196	Jacoby Jones vs. Baltimore, 10/21/12
187	Danieal Manning vs. Chicago, 12/28/08
176	Ted Ginn Jr. vs. Miami, 10/7/07

Longest, Game (All TDs)

104	André Davis vs. Jacksonville, 12/30/07
99	Jerome Mathis vs. Kansas City, 11/20/05
97	André Davis vs. Jacksonville, 12/30/07
97	André Davis vs. Tampa Bay, 12/9/07
95	Jacoby Jones vs. Oakland, 10/4/09

Longest, Game, Opponent (ALL TDS)

103	David Reed vs. Baltimore, 12/13/10
101	Deji Karim at Indianapolis, 12/30/12

TEXANS RECORDS - REGULAR SEASON INDIVIDUAL

100	Joe McKnight at N.Y. Jets, 10/8/12
99	Eddie Drummond at Detroit, 9/19/04
95	André Davis at Cleveland, 10/20/02

KICKOFF RETURN AVERAGE

Career (75 returns)

25.4	André Davis, 2007-09
22.7	J.J. Moses, 2003-04

Season (20 returns)

30.3	André Davis, 2007
28.6	Jerome Mathis, 2005
26.6	Jacoby Jones, 2009

Season, Rookie (20 returns)

28.6	Jerome Mathis, 2005
23.1	Keshawn Martin, 2012

Game (3 returns)

46.8	André Davis vs. Jacksonville, 12/30/07
38.0	Jerome Mathis vs. Kansas City, 11/20/05
38.0	Jerome Mathis vs. Indianapolis, 10/23/05
37.0	Jerome Mathis at Oakland, 12/3/06

Game, Opponent (3 returns)

53.0	Deji Karim at Indianapolis, 12/30/12
42.0	André Davis at Cleveland, 10/20/02
39.3	Eddie Drummond at Detroit, 9/19/04
38.8	David Reed vs. Baltimore, 12/13/10

KICKOFF RETURN TOUCHDOWNS

Career

3	André Davis, 2007
	Jerome Mathis, 2005-07
1	Jacoby Jones, 2007-11

Season

3	André Davis, 2007
2	Jerome Mathis, 2005
1	Jacoby Jones, 2009
	Jerome Mathis, 2007

Rookie, Season

2	Jerome Mathis, 2005
---	---------------------

Game

*2	André Davis vs. Jacksonville, 12/30/07 (104 and 97 yards)
1	Jacoby Jones vs. Oakland, 10/4/09 (95)
	André Davis vs. Tampa Bay, 12/9/07 (97)
	Jerome Mathis vs. Indianapolis, 9/23/07 (94)
	Jerome Mathis vs. Kansas City, 11/20/05 (99)
	Jerome Mathis vs. Indianapolis, 10/23/05 (89)

* Tied NFL record

Game, Opponent

1	Deji Karim at Indianapolis, 12/30/12 (101 yards)
	Joe McKnight at N.Y. Jets, 10/8/12 (100)
	David Reed vs. Baltimore, 12/13/10 (103)
	Ellis Hobbs at New England, 12/17/06 (93)
	Eddie Drummond at Detroit, 9/19/04 (99)

André Davis at Cleveland, 10/20/02 (95)

BLOCKED PUNTS

BLOCKED PUNTS

Career

2	Bryan Braman, 2011-13
	Ramon Walker, 2002-05
1	Alfred Blue, 2014-18
	Tyrell Adams, 2018
	Antwan Peek, 2003-05
	Jimmy McClain, 2002

Season

2	Bryan Braman, 2012
1	Ramon Walker, 2005
	Antwan Peek, 2004
	Ramon Walker, 2003
	Jimmy McClain, 2002
	Alfred Blue, 2014
	Tyrell Adams, 2018

Game

1	Alfred Blue vs. Washington, 9/7/14
	Tyrell Adams vs. Buffalo, 10/14/18
	Bryan Braman vs. Indianapolis, 12/16/12
	Bryan Braman vs. Green Bay, 10/14/12
	Ramon Walker at San Francisco, 1/1/06
	Antwan Peek at Denver, 11/7/04
	Ramon Walker vs. New England, 11/23/03
	Jimmy McClain at Washington, 12/22/02

Game, Opponent

1	Demontre Moore at N.Y. Giants, 9/21/14
	Randy Starks vs. Tennessee, 11/28/04
	Rocky Boiman vs. Tennessee, 12/29/02
	Eric Westmoreland at Jacksonville, 10/27/02

BLOCKED PUNT RETURNS

Career

1	Brennan Scarlett, 2016-18
	Alfred Blue, 2014-18
	DeVier Posey, 2012-14
	Bryan Braman, 2011-13
	Jonathan Wells, 2002-05
	Kevin Williams, 2002

Season

1	Brennan Scarlett, 2018
	Alfred Blue, 2014
	DeVier Posey, 2012
	Bryan Braman, 2012
	Jonathan Wells, 2002
	Kevin Williams, 2002

TEXANS RECORDS - REGULAR SEASON INDIVIDUAL

Game

1	Brennan Scarlett vs. Buffalo Bills, 10/14/18
	Alfred Blue vs. Washington, 9/7/14 for TD
	Bryan Braman vs. Indianapolis, 12/16/12 for TD
	DeVier Posey vs. Green Bay, 10/14/12 for TD
	Jonathan Wells at Denver, 11/7/04
	Kevin Williams at Washington, 12/22/02 for TD

SPECIAL TEAMS TOUCHDOWNS

SPECIAL TEAMS TOUCHDOWNS

Career

4	Jacoby Jones, 2007-11
3	André Davis, 2007-09
	Jerome Mathis, 2005-07

Season

3	André Davis, 2007
2	Jerome Mathis, 2005
	Jacoby Jones, 2008

Game

*2	André Davis vs. Jacksonville, 12/30/07 (104 yards KR and 97 KR)
1	Will Fuller V vs. Tennessee, 10/2/16 (67 PR)
	Alfred Blue vs. Washington, 9/7/14 (5 BP)
	Keshawn Martin vs. Oakland, 11/17/13 (87 PR)
	Bryan Braman vs. Indianapolis, 12/16/12 (8 BP)
	Devier Posey vs. Green Bay, 10/14/12 (0 BP)
	Jacoby Jones vs. Indianapolis, 9/11/11 (79 PR)
	Jacoby Jones vs. Oakland, 10/4/09 (95 KR)
	Jacoby Jones vs. Cincinnati, 10/26/08 (73 PR)
	Jacoby Jones vs. Miami, 10/12/08 (70 PR)
	André Davis vs. Tampa Bay, 12/9/07 (97 KR)
	Jerome Mathis vs. Indianapolis, 9/23/07 (94 KR)
	Jerome Mathis vs. Kansas City, 11/20/05 (99 KR)
	Jerome Mathis vs. Indianapolis, 10/23/05 (89 KR)
	Kevin Williams at Washington, 12/22/02 (0 BP)
	Avion Black vs. Baltimore, 12/15/02 (76 PR)

* Tied NFL record

INTERCEPTIONS

INTERCEPTIONS

Seasons Leading Team

2	Kareem Jackson, 2012, 2014 (tied)
	Dunta Robinson, 2004, 2006 (tied)

Career

16	Kareem Jackson, 2010-18
	Johnathan Joseph, 2011-18
13	Dunta Robinson, 2004-08

12	Andre Hal, 2014-18
11	Marcus Coleman, 2002-05
	Aaron Glenn, 2002-04
9	Quintin Demps, 2010-16
8	Brian Cushing, 2009-17
7	Jason Allen, 2010-11
6	A.J. Bouye, 2013-16

Season

7	Marcus Coleman, 2003
6	Dunta Robinson, 2004
	Quintin Demps, 2016
5	Aaron Glenn, 2004
	Aaron Glenn, 2002

Season, Rookie

6	Dunta Robinson, 2004
4	Brian Cushing, 2009
3	Justin Reid, 2018
	Fred Bennett, 2007
2	Kareem Jackson, 2010

Game

3	Glover Quin vs. Tennessee, 11/28/10
2	11x - last: Johnathan Joseph vs. Cleveland, 10/15/2017

Game, Opponent

2	14x - last: Mike Adams vs. Indianapolis, 10/8/2015
---	--

Consecutive Games With An Interception

4	Quintin Demps, 12/11/16-1/1/17
---	--------------------------------

INTERCEPTION YARDS

Seasons Leading Team

3	Johnathan Joseph, 2012-13, 2017
1	13 times, last by Quintin Demps, 2016

Gained, Career

410	Johnathan Joseph, 2011-18
336	Kareem Jackson, 2010-18
221	Aaron Glenn, 2002-04
217	Marcus Coleman, 2002-05
162	Dunta Robinson, 2004-09

Season

181	Aaron Glenn, 2002
146	Dunta Robinson, 2004
128	Justin Reid, 2018
121	Bernard Pollard, 2009
120	A.J. Bouye, 2014
116	Marcus Coleman, 2004

Season, Rookie

146	Dunta Robinson, 2004
128	Justin Reid, 2018
47	Fred Bennett, 2007
28	Dylan Cole, 2017
26	Brian Cushing, 2009

Game

135	Aaron Glenn at Pittsburgh, 12/8/02
-----	------------------------------------

TEXANS RECORDS - REGULAR SEASON INDIVIDUAL

102	Marcus Coleman at Kansas City, 9/28/04
101	Justin Reid at Washington, 11/18/18
95	Marlon McCree vs. Tennessee, 12/21/03

Game, Opponent

102	Artrell Hawkins vs. Cincinnati, 11/3/02
99	Cortland Finnegan vs. Tennessee, 9/21/08
98	Alec Ogletree vs. St. Louis, 10/13/13

Longest Return

102t	Marcus Coleman at Kansas City, 9/26/04
101t	Justin Reid at Washington, 11/18/18
95t	Marlon McCree vs. Tennessee, 12/21/03
86	Brice McCain at N.Y. Jets, 10/8/12
82t	Johnathan Joseph vs. Cleveland, 10/15/17
80t	J.J. Watt vs. Buffalo Bills, 9/28/14

Longest Return, Opponent (All TDs)

102	Artrell Hawkins vs. Cincinnati, 11/3/02
99	Cortland Finnegan vs. Tennessee, 9/21/08
98	Alec Ogletree vs. St. Louis, 10/13/13
91	Darius Butler vs. New England, 1/3/10

INTERCEPTIONS RETURNED FOR TOUCHDOWN

Interceptions Returned For Touchdowns Career

4	Johnathan Joseph, 2011-18
3	Kareem Jackson, 2010-18
2	Aaron Glenn, 2002-04

Season

2	Aaron Glenn, 2002
1	21x - last: Zach Cunningham, 2018

Game

2	Aaron Glenn vs. Pittsburgh, 12/8/02
---	-------------------------------------

PASS DEFENSE

PASSES DEFENSED

Seasons Leading Team

5	Johnathan Joseph, 2011; 2013-15; 2018
3	Dunta Robinson, 2004-06
2	Marcus Coleman, 2002-03 Glover Quin, 2009-10

Career

105	Johnathan Joseph, 2011-18
88	Kareem Jackson, 2010-18
63	Dunta Robinson, 2004-09
56	Marcus Coleman, 2002-05
51	J.J. Watt, 2011-18
47	Glover Quin, 2009-12

Season

22	Johnathan Joseph, 2015
	Marcus Coleman, 2003
	Marcus Coleman, 2002
19	Jacques Reeves, 2008

Dunta Robinson, 2004

18 Aaron Glenn, 2002

17 Kareem Jackson, 2012; 2018

Game

6 Aaron Glenn vs. Dallas, 9/8/02

5 **4x - last: Johnathan Joseph vs. Tampa Bay, 9/27/15**

TACKLES AND SACKS

TOTAL TACKLES

Career

664	Brian Cushing, 2009-17
636	DeMeco Ryans, 2006-11
556	Kareem Jackson, 2010-18
455	J.J. Watt, 2011-18
442	Jamie Sharper, 2002-04

Season

166	Jamie Sharper, 2003
156	DeMeco Ryans, 2006
139	Jamie Sharper, 2004
137	Jay Foreman, 2002
	Jamie Sharper, 2002

Game

17	Brian Cushing at N.Y. Giants, 9/21/14
	Jamie Sharper at Tampa Bay, 12/14/03
	Jamie Sharper at Cincinnati, 11/9/03
16	Benardrick McKinney at New England, 9/22/16
	Jay Foreman vs. New England, 11/23/03

SOLO TACKLES

Solo Tackles, Career

479	DeMeco Ryans, 2006-11
461	Kareem Jackson, 2010-18
424	Brian Cushing, 2009-16
378	Johnathan Joseph, 2011-18
332	Dunta Robinson, 2004-09

Solo Tackles, Season

126	DeMeco Ryans, 2006
107	Jamie Sharper, 2003
101	Jay Foreman, 2003
	Jay Foreman, 2002

Solo Tackles, Game

14	DeMeco Ryans at Oakland, 12/3/06
	Jay Foreman vs. New England, 11/23/03
13	Glover Quin at Jacksonville, 11/14/10
	Xavier Adibi at Indianapolis, 11/16/08
	DeMeco Ryans at N.Y. Jets, 11/26/06

SACKS

Seasons Leading Team

5	J.J. Watt, 2012-15, 2018
----------	---------------------------------

TEXANS RECORDS - REGULAR SEASON INDIVIDUAL

4 Mario Williams, 2007-10
1 8x - last: Jadeveon Clowney, 2017

Career

92.0 J.J. Watt, 2011-18
53.0 Mario Williams, 2006-11
42.5 Whitney Mercilus, 2012-18
29.0 Jadeveon Clowney, 2014-18
27.5 Antonio Smith, 2009-13, 2016

Season

20.5 J.J. Watt, 2014
J.J. Watt, 2012
17.5 J.J. Watt, 2015
16.0 J.J. Watt, 2018
14 Mario Williams, 2007
12 Mario Williams, 2008
Whitney Mercilus, 2015
11.5 Connor Barwin, 2011

FUMBLES

FUMBLES LOST

Career

22 David Carr, 2002-06
14 Matt Schaub, 2007-13
11 Arian Foster, 2009-15
9 Tom Savage, 2014-17
8 Domanick Williams#, 2003-05
7 Andre Johnson, 2003-14
Steve Slaton, 2008-10

Season

21 David Carr, 2002
17 David Carr, 2005
16 David Carr, 2006
10 Matt Schaub, 2008
David Carr, 2004

Game

3 8x - last: Sage Rosenfels vs. Indianapolis, 10/5/2008

FUMBLES FORCED

Career

22 J.J. Watt, 2011-18
11 Mario Williams, 2006-11
9 Whitney Mercilus, 2012-18
Brian Cushing, 2009-17
7 Antonio Smith, 2009-13
6 Dunta Robinson, 2004-09
DeMeco Ryans, 2006-11
Jamie Sharper, 2002-04

Season

7 J.J. Watt, 2018

4 J.J. Watt, 2014

J.J. Watt, 2013

J.J. Watt, 2012

Bernard Pollard, 2010

Mario Williams, 2008

Shantee Orr, 2005

Game

2 J.J. Watt at Indianapolis, 9/30/18
Johnathan Joseph at Oakland, 9/14/14
J.J. Watt at Arizona, 11/10/13
Brian Cushing at Indianapolis, 12/22/11
Brian Cushing at Cincinnati, 10/18/09
Shantee Orr vs. Jacksonville, 12/24/05
Eric Brown vs. Indianapolis, 12/28/03
Jamie Sharper at Buffalo, 11/16/03

OWN FUMBLES RECOVERED

Career

28 David Carr, 2002-06
11 Matt Schaub, 2007-13
6 Chester Pitts, 2002-09
4 Ryan Fitzpatrick, 2014
Duane Brown, 2008-14
Arian Foster, 2009-14
Andre Johnson, 2003-14
Jacoby Jones, 2007-11

Season

12 David Carr, 2002
6 David Carr, 2005
5 David Carr, 2006
4 Ryan Fitzpatrick, 2014
Matt Schaub, 2008
David Carr, 2004

Game

2 Wade Smith at Baltimore, 10/16/11
David Carr vs. Kansas City, 11/20/05
David Carr at Detroit, 9/19/04
David Carr at Washington, 12/22/02
David Carr at Pittsburgh, 12/8/02

OPPONENTS' FUMBLES RECOVERED

Career

13 J.J. Watt, 2011-18
8 DeMeco Ryans, 2006-10
6 Whitney Mercilus, 2012-18
5 Jadeveon Clowney, 2014-18
Morlon Greenwood, 2005-07
4 Tim Dobbins, 2011-13
C.C. Brown, 2005-08
Jamie Sharper, 2002-04

Season

TEXANS RECORDS - REGULAR SEASON INDIVIDUAL

5	J.J. Watt, 2014
4	Tim Dobbins, 2012
3	DeMeco Ryans, 2008
	DeMeco Ryans, 2007
	C.C. Brown, 2007
	Morlon Greenwood, 2006
	Jamie Sharper, 2002

Game

2	J.J. Watt at Arizona, 11/10/13
	DeMeco Ryans vs. Tennessee, 10/21/07

FUMBLE RETURN YARDS

Career Return Yards

102	DeMeco Ryans, 2006-11
73	Johnathan Joseph, 2010-18
71	Jadeveon Clowney, 2014-18
68	J.J. Watt, 2011-18
66	Antwan Peek, 2003-06
60	Charlie Anderson, 2004-07

Longest Fumble Return

66	Antwan Peek at Jacksonville, 12/26/04 (TD)
60	Charlie Anderson at Chicago, 12/19/04 (TD)
58	DeMarcus Faggins at Oakland, 12/3/06 (TD)

FUMBLES RETURNED FOR TOUCHDOWNS

Career

2	Jadeveon Clowney, 2014-18
---	---------------------------

Season

1	17x - last: Jadeveon Clowney, 2018
---	------------------------------------

Game

1	17x - last: Jadeveon Clowney, 0 yards at Indianapolis, 9/30/18
---	--

SCORING

SCORING

Seasons Leading Team

8	Kris Brown, 2002-09
2	Ka'imi Fairbairn, 2017-18
2	Neil Rackers, 2010-11
2	Randy Bullock, 2013-14

Consecutive Seasons Leading Team

8	Kris Brown, 2002-09
2	Ka'imi Fairbairn, 2017-18
2	Neil Rackers, 2010-11
2	Randy Bullock, 2013-14

POINTS

Career

767	Kris Brown, 2002-09
410	Arian Foster, 2009-14
388	Andre Johnson, 2003-14

284	DeAndre Hopkins, 2013-18
-----	--------------------------

259	Neil Rackers, 2010-11
-----	-----------------------

Season

150	Ka'imi Fairbairn, 2018
138	Shayne Graham, 2012
135	Neil Rackers, 2011
130	Randy Bullock, 2014
127	Nick Novak, 2016

Points, No Touchdowns, Season

150	Ka'imi Fairbairn, 2018
138	Shayne Graham, 2012
135	Neil Rackers, 2011
130	Randy Bullock, 2014
127	Nick Novak, 2016

Points, No Touchdowns, Career

767	Kris Brown, 2002-09
259	Neil Rackers, 2010-11
253	Randy Bullock, 2013-15

Seasons, 100 or More Points

4	Kris Brown, 2005, 2007-09
2	Randy Bullock, 2013-14
	Arian Foster, 2010, 2012
	Neil Rackers, 2010-11

Season, Rookie

60	Steve Slaton, 2008
48	Domanick Williams#, 2003
30	Owen Daniels, 2006
24	Andre Johnson, 2003
	Wali Lundy, 2006

Game

19	Randy Bullock vs. Baltimore, 12/21/14
18	DeAndre Hopkins vs. Kansas City, 10/8/17
	Arian Foster at Tennessee, 10/26/14
	Ben Tate vs. New England, 12/1/13
	Andre Johnson vs. Indianapolis, 11/3/13
	Arian Foster at Tennessee, 10/23/11
	Arian Foster vs. Indianapolis, 9/12/10
	Ryan Moats at Buffalo, 11/1/09

Game, Opponent

26	Rob Bironas vs. Tennessee, 10/21/07
24	Shaun Alexander at Seattle, 10/16/05

Consecutive Games Scoring

99	Kris Brown, 12/14/03 - 1/3/10
35	Randy Bullock, 9/9/13 - 9/27/15
32	Neil Rackers, 9/12/10 - 1/1/12
28	Kris Brown, 9/8/02 - 11/30/03
16	Ka'imi Fairbairn, 12/31/17 - 12/23/18
	Shayne Graham, 9/9/12 - 12/30/12
15	Nick Novak, 10/4/15 - 9/18/16
14	Ka'imi Fairbairn, 9/10/17 - 12/17/17
12	Arian Foster, 12/18/11 - 11/11/12

TEXANS RECORDS - REGULAR SEASON INDIVIDUAL

TOUCHDOWNS

Seasons Leading Team

4	Andre Johnson, 2006-07, 2009, 2013 Arian Foster, 2010-12, 2014
3	DeAndre Hopkins, 2015, 2017-18 Domanick Williams#, 2003-05

- Domanick Williams known as Domanick Davis prior to 2006.

Consecutive Seasons Leading Team

3	Arian Foster, 2010-12 Domanick Williams#, 2003-05
2	DeAndre Hopkins, 2017-18 Andre Johnson, 2006-07

- Domanick Williams known as Domanick Davis prior to 2006.

Career

68	Arian Foster, 2009-15
64	Andre Johnson, 2003-14
47	DeAndre Hopkins, 2013-18
29	Owen Daniels, 2006-13
28	Domanick Williams#, 2003-05
25	Kevin Walter, 2007-12

- Domanick Williams known as Domanick Davis prior to 2006.

Season

18	Arian Foster, 2010
17	Arian Foster, 2012
14	Domanick Williams#, 2004
13	DeAndre Hopkins, 2017 Arian Foster, 2014
12	Arian Foster, 2011

- Domanick Williams known as Domanick Davis prior to 2006.

Season, Rookie

10	Steve Slaton, 2008
8	Domanick Williams#, 2003
5	Owen Daniels, 2006

- Domanick Williams known as Domanick Davis prior to 2006.

Game

3	DeAndre Hopkins vs. Kansas City, 10/8/17 Arian Foster at Tennessee, 10/26/14 Ben Tate vs. New England, 12/1/13 Andre Johnson vs. Indianapolis, 11/3/13 Arian Foster at Tennessee, 10/23/11 Arian Foster vs. Indianapolis, 9/12/10 Ryan Moats at Buffalo, 11/1/09
---	--

Game, Opponent

4	Shaun Alexander at Seattle, 10/16/05
3	11x - last: Devonta Freeman at Atlanta, 10/4/15

Game, Rookie

2	10x - last: Jalen Strong vs. Indianapolis, 10/8/15
---	--

Game, Opponent, Rookie

3	Devonta Freeman at Atlanta, 10/4/15
---	-------------------------------------

Consecutive Games Scoring Touchdowns

11	Arian Foster, 12/18/11 – 11/11/12
----	-----------------------------------

9	Domanick Williams#, 11/7/04 – 1/2/05
7	Arian Foster, 10/5/14 – 12/7/14
6	Arian Foster, 10/23/11 - 12/4/11
5	DeAndre Hopkins, 10/1/17 - 11/5/17 DeAndre Hopkins, 10/14/18 - 11/18/18 Arian Foster, 10/17/10 – 11/14/10

POINTS AFTER TOUCHDOWNS

Seasons Leading Team

8	Kris Brown, 2002-09
2	Ka'imi Fairbairn, 2017-18 Neil Rackers, 2010-11 Randy Bullock, 2013-14

Attempted, Career

253	Kris Brown, 2002-09
83	Neil Rackers, 2010-11
76	Ka'imi Fairbairn, 2017-18
72	Randy Bullock, 2013-15

Attempted, Season

45	Shayne Graham, 2012
44	Kris Brown, 2009
43	Neil Rackers, 2010
41	Ka'imi Fairbairn, 2018
40	Randy Bullock, 2014 Neil Rackers, 2011 Kris Brown, 2007

Attempted, Game

7	Ka'imi Fairbairn vs. Tennessee, 10/1/17
6	Ka'imi Fairbairn vs. Miami, 10/25/18 Randy Bullock vs. Tennessee, 11/30/14 Kris Brown vs. Jacksonville, 12/30/07

Attempted, Game, Opponent

7	Mike Vanderjagt at Indianapolis, 11/14/04
6	Andrew Franks at Miami, 10/25/15 Matt Bosher at Atlanta, 10/4/15 Stephen Gostkowski at New England, 12/10/12 Mason Crosby vs. Green Bay, 10/14/12 Lawrence Tynes vs. Kansas City, 11/20/05 Josh Brown at Seattle, 10/16/05 Morten Anderson vs. Kansas City, 9/21/03

Consecutive Points After Touchdown, Career

132	Kris Brown, 11/5/06 – 1/3/10
116	Kris Brown, 9/8/02 – 10/29/06
69	Neil Rackers, 9/12/10 – 11/6/11
66	Randy Bullock, 9/9/13 – 12/28/14

Points After Touchdown Percentage, Career (250 attempts)

99.2	Kris Brown, 2002-09 (251-253)
------	-------------------------------

TWO-POINT CONVERSIONS

Two-Point Conversions, Career

2	Andre Johnson, 2003-14
---	------------------------

Two-Point Conversions, Season

TEXANS RECORDS - REGULAR SEASON INDIVIDUAL

1	17x - last: Ryan Griffin, 2017
Two-Point Conversion, Game	
1	17x - last: Ryan Griffin vs. Cleveland, 10/15/17
Two-Point Conversion, Game, Opponent	
2	Lance Moore at New Orleans, 9/25/11
FIELD GOALS	
Seasons Leading Team	
8	Kris Brown, 2002-09
2	Ka'imi Fairbairn, 2017-18
2	Neil Rackers, 2010-11
2	Randy Bullock, 2013-14
Consecutive Seasons Leading Team	
8	Kris Brown, 2002-09
2	Ka'imi Fairbairn, 2017-18
2	Neil Rackers, 2010-11
2	Randy Bullock, 2013-14
Attempted, Career	
223	Kris Brown, 2002-09
76	Randy Bullock, 2013-15
68	Neil Rackers, 2010-11
67	Ka'imi Fairbairn, 2017-18
Attempted, Season	
41	Nick Novak, 2016
42	Ka'imi Fairbairn, 2018
38	Shayne Graham, 2012
	Neil Rackers, 2011
37	Nick Novak, 2016
35	Randy Bullock, 2014
	Randy Bullock, 2013
Attempted, Game	
7	Kris Brown at Miami, 9/7/03
6	Randy Bullock vs. Baltimore, 12/21/14
	Shayne Graham vs. Indianapolis, 12/16/12
Field Goals, Career	
172	Kris Brown, 2002-09
61	Randy Bullock, 2013-15
59	Neil Rackers, 2010-11
57	Ka'imi Fairbairn, 2017-18
Field Goals, Season	
37	Ka'imi Fairbairn, 2018
35	Nick Novak, 2016
32	Neil Rackers, 2011
31	Shayne Graham, 2012
30	Randy Bullock, 2014
29	Kris Brown, 2008
Field Goals, Game	
6	Randy Bullock vs. Baltimore, 12/21/14
5	Ka'imi Fairbairn vs. Cleveland, 12/2/18
	Ka'imi Fairbairn at N.Y. Jets, 12/15/18
	Shayne Graham vs. Indianapolis, 12/16/12
	Kris Brown vs. Miami, 10/7/07

	Kris Brown at Baltimore, 12/4/05
	Kris Brown at Miami, 9/7/03
	Nick Novak at Indianapolis, 12/11/16
Field Goals, Game, Opponent	
*8	Rob Bironas vs. Tennessee, 10/21/07
5	Harrison Butker vs. Kansas City, 10/8/17
	Billy Cundiff at Baltimore, 10/16/11
	Rian Lindell at Buffalo, 9/11/05
	Phil Dawson vs. Cleveland, 1/2/05
*NFL record	
Consecutive Games Scoring Field Goals	
19	Randy Bullock - 9/22/13 – 10/5/14
15	Neil Rackers, 11/1/10 – 10/9/11
10	Kris Brown, 11/13/05 – 9/17/06
9	Kris Brown, 10/25/09 – 12/27/09
	Kris Brown, 9/8/02 – 11/10/02
Consecutive Field Goals Made	
18	Neil Rackers, 12/13/10 – 10/2/11
16	Randy Bullock, 9/22/13 – 9/14/14
	Nick Novak, 11/13/16 – 12/24/16
15	Kris Brown, 12/3/06 – 9/30/07
	Kris Brown, 9/7/08 – 11/23/08
13	Ka'imi Fairbairn, 11/26/18 - 12/23/18
	Shayne Graham, 9/9/12 – 10/21/12
	Neil Rackers, 10/3/10 – 12/2/10
Longest Field Goal	
57	Neil Rackers at Denver, 12/26/10
	Kris Brown vs. Miami, 10/7/07
56	Kris Brown at Indianapolis, 11/8/09
55	Ka'imi Fairbairn vs. San Francisco, 12/10/17
	Randy Bullock vs. Buffalo, 9/28/14
Longest Field Goal, Opponent	
58	Kyle Brindza vs. Tampa Bay, 9/27/15
57	Kai Forbath vs. New Orleans, 11/29/15
56	Blair Walsh vs. Minnesota, 12/23/12
Field Goal Percentage, Career (min. 100 attempts)	
77.1	Kris Brown, 2002-09
Field Goal Percentage, Season	
90	Neil Rackers, 2010
88.1	Ka'imi Fairbairn, 2018
87.9	Kris Brown, 2008
86.2	Kris Brown, 2007
85.7	Nick Novak, 2015
85.4	Nick Novak, 2016
Most Field Goals, No Misses, Game	
6	Randy Bullock vs. Baltimore, 12/21/14
5	Ka'imi Fairbairn vs. Cleveland, 12/2/18
	Kris Brown vs. Miami, 10/7/07
	Kris Brown at Baltimore, 12/4/05
	Nick Novak at Indianapolis, 12/11/16
4	Ka'imi Fairbairn at New England, 10/8/17
	Neil Rackers at New Orleans, 9/25/11

TEXANS RECORDS - REGULAR SEASON INDIVIDUAL

Kris Brown vs. Tennessee, 10/9/05

Nick Novak vs. Jacksonville, 12/18/16

Most Field Goals, No Misses, Game, Opponent

8 Rob Bironas vs. Tennessee, 10/21/07

5 Rian Lindell at Buffalo, 9/11/05

Phil Dawson vs. Cleveland, 1/2/05

Most Field Goals, 50 or More Yards, Career

14 Kris Brown, 2002-09

7 Neil Rackers, 2010-11

Ka'imi Fairbairn, 2017-18

5 Randy Bullock, 2013-14

Most Field Goals, 50 or More Yards, Season

5 Kris Brown, 2007

4 Randy Bullock, 2014

Shayne Graham, 2012

Neil Rackers, 2011

Ka'imi Fairbairn, 2018

3 Ka'imi Fairbairn, 2017

Neil Rackers, 2010

Nick Novak, 2016

Most Field Goals, 50 or More Yards, Game

*3 Kris Brown vs. Miami, 10/7/07

2 Nick Novak vs. Jacksonville, 1/3/16

Neil Rackers at Denver, 12/26/10

Randy Bullock vs. Buffalo, 9/28/14

*NFL record

SAFETIES

Career

1 J.J. Watt, 2011-18

Joe Mays, 2013

Connor Barwin, 2009-12

Zac Diles, 2007-10, 2014

Brian Cushing, 2009-17

Seth Payne, 2002-06

Jimmy McClain, 2002

Season

1 J.J. Watt, 2014

Joe Mays, 2013

Connor Barwin, 2012

Brian Cushing, 2009

Seth Payne, 2002

Jimmy McClain, 2002

Game

1 J.J. Watt vs. Jacksonville, 12/28/14

Joe Mays vs. Tennessee, 9/15/13

Connor Barwin vs. Baltimore, 10/21/12

Zac Diles at Jacksonville, 12/6/09

Brian Cushing vs. Oakland, 10/4/09

Jimmy McClain vs. Baltimore, 12/15/02

Seth Payne vs. Dallas, 9/2/02

Game, Opponent

1 Geno Atkins vs. Cincinnati, 11/23/14

Cory Redding at Indianapolis, 12/15/13

Elvis Dumervil at Denver, 9/23/12

SERVICE

SERVICE

Seasons

12 Andre Johnson, 2003-14

10 Duane Brown, 2008-17

9 Brian Cushing, 2009-16

9 Jon Weeks, 2010-18

9 Kareem Jackson, 2010-18

8 Owen Daniels, 2006-13

8 Chester Pitts, 2002-09

8 Kris Brown, 2002-09

8 Johnathan Joseph, 2011-18

8 J.J. Watt, 2011-18

7 Kevin Walter, 2006-12

7 Matt Schaub, 2007-13

7 Chris Myers, 2008-14

Games Played

169 Andre Johnson, 2003-14

144 Jon Weeks, 2010-18

133 Duane Brown, 2008-17

132 Kareem Jackson, 2010-18

128 Kris Brown, 2002-09

119 Johnathan Joseph, 2011-18

114 Chester Pitts, 2002-09

112 Chris Myers, 2008-14

109 Kevin Walter, 2006-12

104 Brian Cushing, 2009-17

100 Owen Daniels, 2006-13

Consecutive Games Played

144 Jon Weeks, 2010-18 (current)

128 Kris Brown, 2002-09

114 Chester Pitts, 2002-09

112 Chris Myers, 2008-14

91 Eric Winston, 2006-11

83 Steve McKinney, 2002-07

Starts

169 Andre Johnson, 2003-14

132 Duane Brown, 2008-17

124 Kareem Jackson, 2010-18

117 Johnathan Joseph, 2011-18

114 Chester Pitts, 2002-09

Chris Myers, 2008-14

Consecutive Starts

114 Chester Pitts, 2002-09

112 Chris Myers, 2008-14

TEXANS RECORDS - REGULAR SEASON INDIVIDUAL

86 Eric Winston, 2006-11

83 J.J. Watt, 2011-16

79 DeAndre Hopkins, 2013-17

77 Mario Williams, 2006-10

73 DeMeco Ryans, 2006-10

TEXANS RECORDS - REGULAR SEASON TEAM

WIN / LOSS

OVERALL WIN-LOSS RECORDS

WIN-LOSS RECORDS

Year	W	L	T	Pct.
2002	4	12	0	0.25
2003	5	11	0	0.313
2004	7	9	0	0.438
2005	2	14	0	0.125
2006	6	10	0	0.375
2007	8	8	0	0.5
2008	8	8	0	0.5
2009	9	7	0	0.563
2010	6	10	0	0.375
2011	10	6	0	0.625
2012	12	4	0	0.75
2013	2	14	0	0.125
2014	9	7	0	0.563
2015	9	7	0	0.563
2016	9	7	0	0.563
2017	4	12	0	0.25
2018	11	5	0	0.69
Totals	121	151	0	0.44

HOME

Year	W	L	T	Pct.
2002	2	6	0	0.25
2003	3	5	0	0.375
2004	3	5	0	0.375
2005	2	6	0	0.25
2006	4	4	0	0.5
2007	6	2	0	0.75
2008	6	2	0	0.75
2009	4	4	0	0.5
2010	4	4	0	0.5
2011	5	3	0	0.625
2012	6	2	0	0.75
2013	1	7	0	0.125
2014	5	3	0	0.625
2015	5	3	0	0.625
2016	7	1	0	0.875
2017	3	5	0	0.375
2018	6	2	0	.71
Totals	72	64	0	0.53

ROAD

Year	W	L	T	Pct.
2002	2	6	0	0.25
2003	2	6	0	0.25
2004	4	4	0	0.5
2005	0	8	0	0
2006	2	6	0	0.25
2007	2	6	0	0.25
2008	2	6	0	0.25
2009	5	3	0	0.625
2010	2	6	0	0.25
2011	5	3	0	0.625
2012	6	2	0	0.75
2013	1	7	0	0.125
2014	4	4	0	0.5
2015	4	4	0	0.5
2016	2	6	0	0.25
2017	1	7	0	0.125

2018	5	3	0	0.625
Totals	49	87	0	0.36

GAMES WON

Consecutive Games Won

9	9/30/18 - 12/2/18
7	10/23/11 - 12/11/11
6	10/21/12 - 12/2/12
	12/13/09 - 9/19/10 (over two seasons)
5	12/20/15 - 9/18/16
	9/9/12 - 10/8/12

Games Won, Season

12	2012
11	2018
10	2011
9	2009, 2014, 2015, 2016
8	2007, 2008

Consecutive Games Won, SINGLE Season

9	9/30/18-12/2/18
7	10/23/11 - 12/11/11
6	10/21/12 - 12/2/12
5	9/9/12 - 10/8/12
4	11/1/15 - 11/29/15
	12/13/09 - 1/3/10
	11/23/08 - 12/14/08

Consecutive Games Won, Start of Season

5	2012
2	2007, 2010, 2011, 2013, 2014, 2016

Consecutive Games Won, End of Season

4	2009
3	2015
2	2006, 2014

Consecutive Home Games Won

6	1/3/16 - 10/30/16
5	10/7/18 - 12/2/18
4	10/21/12 - 12/16/12
	11/18/07 - 12/30/07

Consecutive Road Games Won

6	9/16/12 - 12/2/12
5	9/30/18 - 12/15/18
4	12/20/09 - 10/3/10
	10/23/11 - 12/11/11
3	10/26/14 - 12/7/14

Shutout Games Won, Season

1	2010: 20-0 vs. Tennessee, 11/28/10
	2004: 21-0 at Jacksonville, 12/26/04

GAMES LOST

Consecutive Games Lost

14	9/22/13 - 12/29/13
9	11/27/17 - 9/23/18
7	1/2/05 - 10/23/05

TEXANS RECORDS - REGULAR SEASON TEAM

6	11/6/05 - 12/11/05
	12/7/03 - 9/19/04
5	12/24/05 - 9/24/06
	9/15/02 - 10/20/02
Games Lost, Season	
14	2013
	2005
12	2017
	2002
Consecutive Games Lost, Season	
14	9/22/13 - 12/29/13
6	11/27/17 - 12/31/17
	11/6/05 - 12/11/05
	9/11/05 - 10/23/05
	9/15/02 - 10/20/02
Consecutive Games Lost, Start of Season	
6	2005
4	2008
3	2018
2	2004, 2006, 2015
Consecutive Games Lost, End of Season	
14	2013
6	2017
4	2003
Consecutive Home Games Lost	
7	9/22/13 - 12/1/13
5	12/24/04 - 10/23/05
4	9/22/02 - 11/17/02
Consecutive Road Games Lost	
12	9/11/05 - 11/5/06
7	9/24/17 - 12/31/17
	9/22/13 - 12/29/13
6	11/1/10 - 12/26/10
Shutout Games Lost, Season	
1	2003: 27-0 at Jacksonville, 12/7/03
	2016: 27-0 at New England, 9/22/16

SCORING

TOUCHDOWNS

Most, Season	
46	2012
	2009
44	2010
43	2007
42	2018
41	2011
40	2017
Fewest, Season	
22	2002
25	2016
26	2005

28	2013
29	2003
Most, Game	
7	vs. Tennessee, 10/1/17
6	vs. Miami, 10/25/18
	vs. Tennessee, 11/30/14
	vs. Jacksonville, 12/30/07
5	11x - last: at Seattle, 10/29/17
Most Allowed, Season	
52	2010
50	2005
48	2017
	2013
45	2008
Most Allowed, Game	
7	2x - last: at Atlanta, 10/4/15
6	7x - last: at Jacksonville, 12/17/17
Fewest Allowed, Season	
27	2011
36	2018
	2016
	2014
37	2015
38	2012
Fewest Allowed, Game	
0	21x - last: vs. Jacksonville 12/30/18

POINTS SCORED

Most Scored, Season	
416	2012
402	2018
390	2010
388	2009
381	2011
Most Scored, Game	
57	vs. Tennessee, 10/1/17
45	vs. Tennessee, 11/30/14
43	vs. Jacksonville (OT), 11/18/12
	vs. Baltimore, 10/21/12
42	vs. Miami, 10/25/18
	vs. Jacksonville, 12/30/07
Fewest Points Scored, Season	
213	2002
255	2003
260	2005
267	2006
276	2013
Fewest Points Scored, Game	
0	at Jacksonville, 12/7/03
	at New England, 9/22/16
3	8x - last: at Indianapolis, 12/15/13
Most Points Scored, Season, Opponent	

TEXANS RECORDS - REGULAR SEASON TEAM

436	2017
431	2005
428	2013
427	2010
394	2008
Most Points Scored, Game, Opponent	
49	at Indianapolis, 11/14/04
48	at Atlanta, 10/4/15
45	at Jacksonville, 12/17/17 vs. Kansas City, 11/20/05
44	at Miami, 10/25/15
43	at Indianapolis, 9/17/06
Fewest Points Scored, Season, Opponent	
278	2011
307	2014
313	2015
316	2018
328	2016
Fewest Points Scored, Game, Opponent	
0	vs. Tennessee, 11/28/10
0	at Jacksonville, 12/26/04
3	vs. Jacksonville, 12/30/18 vs. Kansas City, 9/9/07
5	at Chicago, 12/19/04
6	13x - last: vs. Jacksonville, 1/3/16
Most Points, Shutout Victory, Game	
21	at Jacksonville, 12/26/04
20	vs. Tennessee, 11/28/10
Fewest Points, Shutout Victory, Game	
20	vs. Tennessee, 11/28/10
21	at Jacksonville, 12/26/04
Most Points, Game, Both Teams	
80	Texans 43 vs. Jacksonville 37 (OT), 11/18/12
79	Texans 38 at Seattle 41, 10/29/17
76	Texans 34 vs. Kansas City 42, 10/8/17
74	Texans 36 vs. Tennessee 38, 10/21/07
73	Texans 33 at New Orleans 40, 9/25/11
71	Texans 57 vs. Tennessee 14, 10/1/17 Texans 37 at Indianapolis 34 (OT), 9/30/18
70	Texans 42 vs. Jacksonville 28, 12/30/07 Texans 26 at Miami 44, 10/25/15
Fewest Points, Game, Both Teams	
16	Texans 10 at Cincinnati 6, 11/16/15 Texans 3 vs. Tennessee 13, 12/29/02
19	Texans 13 at Chicago 6, 11/11/12 Texans 6 vs. Jacksonville 13, 11/24/13 Texans 3 at Tampa Bay 16, 12/14/03
20	Texans 20 vs. Tennessee 0, 11/28/10 Texans 14 vs. Cleveland 6, 12/31/06
Most Points in First Quarter	
17	vs. Indianapolis, 9/11/11 vs. Seattle, 12/13/09

14	17x, last at Indianapolis, 9/30/18
Most Points in Second Quarter	
24	vs. Arizona, 12/18/05 vs. Miami, 9/9/12
21	vs. Jacksonville, 12/30/07
20	vs. Seattle, 9/29/13 vs. Baltimore, 10/21/12
Most Points in Third Quarter	
17	at Tennessee, 12/27/15
14	15x, last vs. Miami, 10/25/18
Most Points in Fourth Quarter	
29	vs. Tennessee, 10/21/07
22	at Buffalo, 11/1/09
21	7x, last vs. Kansas City, 10/8/17
Most Points in First Quarter, Opponent	
24	vs. Indianapolis, 10/9/14
21	at Tennessee, 12/19/10 at Miami, 10/25/15
17	at New England, 12/17/06
Most Points in Second Quarter, Opponent	
24	at Jacksonville, 12/17/17 at Pittsburgh, 10/20/14
21	at Atlanta, 10/4/15 at Indianapolis, 12/23/07 at San Diego, 10/28/07 vs. Kansas City, 11/20/05
Most Points in Third Quarter, Opponent	
21	vs. St. Louis, 10/13/13 at Indianapolis, 11/14/04
17	at Cleveland, 10/20/02
Most Points in Fourth Quarter, Opponent	
23	at New Orleans, 9/25/11
22	vs. Baltimore, 11/9/08
21	5x - last: vs. Denver, 12/23/13
Most Points in First Quarter, Both Teams	
28	Texans 14 at Seattle 14, 10/29/17
24	Texans 0 vs. Colts 24, 10/9/14 Texans 10 vs. San Diego 14, 11/7/10
21	8x - last: Texans 14 at Indianapolis 7 (OT), 9/3/18
Most Points in Second Quarter, Both Teams	
31	Texans 24 vs. Arizona 7, 12/18/05
30	Texans 6 at Pittsburgh 24, 10/20/14 Texans 16 vs. Tennessee 14, 10/1/17
28	5x - last: Texans 14 at Detroit 14, 11/22/12
Most Points in Third Quarter, Both Teams	
28	Texans 7 at Indianapolis 21, 11/14/04
27	Texans 10 at Cleveland 17, 10/20/02
24	Texans 14 vs. Miami 10, 10/25/18
Most Points in Fourth Quarter, Both Teams	
40	Texans 21 vs. Kansas City 19, 10/8/17
37	Texans 14 at New Orleans 23, 9/25/11
35	Texans 29 vs. Tennessee 6, 10/21/07

TEXANS RECORDS - REGULAR SEASON TEAM

34 Texans 13 at Indianapolis 21, 9/17/06

Consecutive Games Scoring a Touchdown

105 10/22/06 – 12/16/12

41 10/30/16 – 12/30/18 (current)

30 12/22/13 – 12/06/15

29 12/21/03 – 11/27/05

Consecutive Games Scoring

197 12/14/03 – 9/18/16

44 10/2/16 – 12/30/18 (current)

29 9/8/02 – 11/30/03

Consecutive Quarters Held Scoreless

7 4th quarter vs. Atlanta, 11/30/03, through
2nd quarter at Tampa Bay, 12/14/03

4 4x - last: 1st quarter at New England, 9/22/16
through 4th quarter at New England, 9/22/16

Consecutive Quarters Held Scoreless, Opponents

5 3rd quarter at Indianapolis, 12/20/15, through 3rd quarter at
Tennessee, 12/27/15

5 2nd quarter vs. Washington, 9/7/14, through 4th quarter at
Oakland, 9/14/14

5 3rd quarter vs. Jacksonville, 1/2/11, through 3rd quarter vs.
Indianapolis, 9/11/11

Consecutive Quarters Held Without a Touchdown, Opponents

13 vs. Indianapolis, 12/12/04 through vs. Cleveland, 1/2/2005

12 at Miami, 10/25/15 through vs N.Y. Jets, 11/22/2015

9 vs. Baltimore, 10/21/12 through at Chicago, 11/11/2012

Most Points By Half, First Half

34 vs. Indianapolis, 9/11/11

30 vs. Tennessee, 10/1/17

29 vs. Baltimore, 10/21/12

27 at Miami, 12/27/09

Most Points By Half, Second Half

29 vs. Tennessee, 10/21/07

28 vs. Miami, 10/25/18

vs. Kansas City, 10/17/10

vs. Minnesota, 10/10/04

27 vs. Tennessee, 10/1/17

vs. Kansas City, 10/8/17

26 at Miami, 10/25/15

at Jacksonville, 11/18/12

Most Points By Half, Opponent First Half

41 at Miami, 10/25/15

35 at San Diego, 10/28/07

31 at Jacksonville, 12/17/17

vs. Kansas City, 11/20/05

28 at Atlanta, 10/4/15

27 vs. Kansas City, 9/13/15

vs. Indianapolis, 10/9/14

at New England, 12/17/06

Most Points By Half, Opponent, Second Half

31 at Dallas, 10/15/06

30 at New Orleans, 9/25/11

29 vs. Baltimore, 11/9/08

28 4x - last vs. Indianapolis, 11/29/09

Most Points By Half, Both Teams, First Half

48 Texans 24 at Tennessee 24, 9/20/09

44 Texans 30 vs. Tennessee 14, 10/1/17

42 Texans 21 at Seattle 21, 10/29/17

41 Texans 0 at Miami 41, 10/25/15

Texans 14 vs. Indianapolis 27, 10/9/14

Texans 20 at New England 21, 9/24/17

38 Texans 21 vs. Jacksonville 17, 9/27/09

Texans 3 at San Diego 35, 10/28/07

Texans 7 vs. Kansas City 31, 11/20/05

Most Points By Half, Both Teams, Second Half

47 Texans 17 at New Orleans 30, 9/25/11

46 Texans 27 vs. Kansas City 19, 10/8/17

45 Texans 28 vs. Kansas City 17, 10/17/10

Texans 29 vs. Tennessee 16, 10/21/07

44 Texans 21 at Indianapolis 23, 9/17/06

EXTRA POINTS

Season

45 2012

43 2010

2009

40 2014

2007

Game

6 vs. Miami, 10/25/18

vs. Tennessee, 10/01/17

vs. Tennessee, 11/30/14

vs. Jacksonville, 12/30/07

5 5x - last: vs. Baltimore, 10/21/12

Season, Opponent

50 2010

47 2005

46 2013

45 2017

43 2008

Game, Opponent

7 7x last at at Indianapolis, 11/14/04

6 7x - last: at Jacksonville, 12/17/17

TWO-POINT CONVERSIONS

Season

3 2007

2 2017

2015

2006

2002

Game

1 17x - last: vs. Cleveland, 10/15/17

TEXANS RECORDS - REGULAR SEASON TEAM

DEFENSIVE TOUCHDOWNS

Season

5	2014, 2004
4	2018, 2017
3	2015, 2012, 2007, 2006, 2002

Game

2	vs. Tennessee, 9/30/12
	at Pittsburgh, 12/8/02

SCORING MARGIN

Margin of Victory

43	vs. Tennessee, 10/1/17
34	at Tennessee, 10/23/11
30	vs. Baltimore, 10/21/12
29	vs. Cincinnati, 10/26/08
28	at Tennessee, 12/27/15

Margin of Defeat

38	at Jacksonville, 12/17/17
35	at Indianapolis, 11/14/04
	vs. Cincinnati, 11/03/02
33	at New England, 12/17/06
32	at Seattle, 10/16/05
31	at San Francisco, 10/6/13

Comeback Victories (Points Behind)

21	at San Diego, 9/9/13, 31-28 final
18	vs. Tennessee, 11/28/04, 31-21 final
17	at Washington, 9/19/10, 30-27 final (OT)
14	5x - last: vs. Indianapolis, 10/16/16,
	26-23 final (OT)

Largest Deficit Overcome

25	vs. Tennessee, 10/21/07, down 32-7, 36-38 final
21	at San Diego, 9/9/13, down 28-7, 31-28 final
	vs. Baltimore, 12/13/10, down 21-0 and 28-7,
	28-34 final (OT)
	at Arizona, 10/11/09, down 21-0, 21-28 final
	vs. Minnesota, 10/10/04, down 21-0, 28-34
	final (OT)
	vs. Tennessee, 11/28/04, down 21-3, 31-21 final

Largest Lead Before Opponent Scores

34	at Tennessee, 12/27/15
34	vs. Indianapolis, 9/11/11
27	at Oakland, 9/14/14
	at Tennessee, 10/23/11
24	vs. Tennessee, 11/30/14
	vs. Seattle, 12/13/09

SCORING DRIVES

Longest Scoring Drive (Yards)

99	vs. Baltimore, 12/13/10, 15 plays, TD
	at Jacksonville, 10/18/15, 16 plays, TD
98	at Tennessee, 10/26/14, 11 plays, TD

	vs. Tennessee, 10/21/07, 7 plays, TD
	at Tennessee, 10/12/03, 2 plays, TD
97	vs. Tennessee, 11/26/18, 1 play, TD
	at Denver, 9/23/12, 14 plays, TD
	at Detroit, 11/22/12, 15 plays, TD

Longest Scoring Drive (Plays)

19	vs. Pittsburgh, 10/2/11, 95 yards, TD
	vs. Atlanta, 12/4/11, 85 yards, TD
18	at N.Y. Giants, 11/5/06, 80 yards, TD
17	at Jacksonville, 9/6/12, 80 yards, TD
16	13x - last: vs. Indianapolis, 12/9/18, 75 yds, TD

Longest Scoring Drive (Time)

10:55	vs. Pittsburgh, 10/2/11, 19 plays, 95 yards, TD
10:41	vs. Atlanta, 12/4/11, 19 plays, 85 yards, TD
10:26	vs. Kansas City, 9/9/07, 15 plays, 65 yards, FG
10:08	vs. Detroit, 10/19/08, 15 plays, 79 yards, TD
9:29	vs. Indianapolis, 12/24/06, 15 plays, 51 yards, FG

Shortest Scoring Drive (Yards)

-12	at Tennessee, 9/21/08, 4 plays, FG
-10	vs. Miami, 9/9/12, 4 plays, FG
-7	vs. New England, 9/9/18, 4 plays, FG
-5	at Pittsburgh, 12/8/02, 4 plays, FG
-4	at Pittsburgh, 9/7/08, 4 plays, FG
-3	at Oakland, 12/3/06, 4 plays, FG
-1	at Jacksonville, 11/27/11, 4 plays, FG
	vs. Jacksonville, 9/28/03, 4 plays, FG

Shortest Scoring Drive (Plays)

1	16x - last: at Philadelphia, 12/23/18, 5 yds, TD
---	--

Shortest Scoring Drive (Time)

0:02	vs. Cleveland, 11/6/11, 1 play, 0 yards, FG
0:04	at Philadelphia, 12/23/18, 1 play, 5 yards, TD
	vs. San Diego, 11/7/10, 1 play, 8 yards, TD
	vs. Jacksonville, 12/1/08, 1 play, 7 yards, TD
	at Denver, 11/7/04, 1 play, 1 yard, TD
0:07	vs. Arizona, 11/19/17, 1 play, 34 yards, TD
	vs. Jacksonville, 12/1/08 1 play, 40 yards, TD
0:09	at N.Y. Jets, 11/21/10, 1 play, 43 yards, TD

TOTAL OFFENSE

TOTAL OFFENSE

Most Net Yards Gained, Season

6,186	2010
6,129	2009
6,113	2008
5,954	2011
5,953	2012

Most Net Yards Gained, Game

653	vs. Jacksonville (OT), 11/18/12
549	at Green Bay, 12/7/08

TEXANS RECORDS - REGULAR SEASON TEAM

526	at Washington (OT), 9/19/10
518	at Tennessee, 10/23/11
509	at Seattle, 10/29/17
Fewest Net Yards Gained, season	
3,572	2002
4,053	2005
4,306	2003
4,465	2006
5,035	2016
Fewest Net Yards Gained, Game	
47	at Pittsburgh, 12/8/02
107	at Tampa Bay, 12/14/03
118	at San Diego, 9/15/02
120	at Buffalo, 9/11/05
124	at Oakland, 12/3/06
	at Jacksonville, 12/7/03
Most Net Yards Allowed, Season	
6,082	2003
6,031	2010
5,824	2005
5,571	2014
5,546	2017
Most Net Yards Allowed, Game	
535	at Tennessee, 10/12/03
525	at Detroit (OT), 11/22/12
519	at Philadelphia, 12/23/18
515	at Indianapolis, 9/17/06
511	vs. Denver, 12/22/13
Fewest Net Yards Allowed, Season	
4,571	2011
4,821	2016
5,081	2013
5,172	2012
5,198	2009
Fewest Net Yards Allowed, Game	
117	at Jacksonville, 9/16/12
119	vs. Jacksonville, 12/30/18
126	at Jacksonville, 12/26/04
148	at Tennessee, 10/23/11
150	vs. Jacksonville, 12/18/16
162	vs. Tennessee, 11/28/10
Most Net Yards Gained, Season, Both Teams	
12,217	2010
11,498	2008
11,327	2009
11,292	2018
11,232	2017
11,125	2012
11,084	2014
11,084	2015
Most Net Yards Gained, Game, Both Teams	
1,098	Texans 640 vs. Jacksonville 458 (OT), 11/18/12

1,026	Texans 501 at Detroit 525 (OT), 11/22/12
993	Texans 458 at Tennessee 535, 10/12/03
988	Texans 509 at Seattle 479, 10/29/17
947	Texans 526 at Washington 421 (OT), 9/19/10
Fewest Net Yards Gained, Season, Both Teams	
8,802	2002
9,865	2006
9,877	2005
10,388	2003
10,525	2011
Fewest Net Yards Gained, Game, Both Teams	
385	Texans 118 at San Diego 267, 9/15/02
426	Texans 124 at Oakland 302, 12/3/06
428	Texans 198 at New England 230, 12/17/06
436	Texans 120 at Buffalo 316, 9/11/05
443	Texans 165 at Indianapolis 278, 12/1/02
Most Net Yards Gained, First Half	
364	vs. Seattle, 12/13/09
324	vs. Seattle, 9/29/13
306	at Miami, 12/27/09
303	at Tennessee, 10/23/11
301	at New Orleans, 9/25/11
Most Net Yards Gained, Second Half	
328	at N.Y. Giants, 9/21/14
309	vs. Tennessee, 10/21/07
306	vs. Kansas City, 10/17/10
301	vs. Baltimore, 12/13/10
298	at Atlanta, 10/04/15
Fewest Net Yards Gained, First Half	
21	at Pittsburgh, 12/8/02
24	vs. Tennessee, 10/21/07
46	at Tampa Bay, 12/14/03
47	at San Diego, 9/15/02
52	vs. Jacksonville, 9/10/17
Fewest Net Yards Gained, Second Half	
-4	vs. Indianapolis, 10/23/05
26	at Pittsburgh, 12/8/02
41	at Arizona, 11/10/13
47	2x - last: at Jacksonville, 11/27/11
53	vs. New England, 12/13/15
Most Net Yards Allowed, First Half	
392	at Miami, 10/25/15
355	vs. Denver, 12/22/13
299	vs. Washington, 9/24/06
297	at Arizona, 10/11/09
292	at Indianapolis, 12/23/07
Most Net Yards Allowed, Second Half	
354	vs. Cleveland, 12/2/18
339	at Indianapolis (OT), 9/30/18
316	at Seattle, 10/29/17
312	at Los Angeles, 11/12/17
307	vs. New England, 12/1/13

TEXANS RECORDS - REGULAR SEASON TEAM

302 at Indianapolis, 11/16/05

Fewest Net Yards Allowed, First Half

31 vs. Baltimore, 12/21/14
43 at Jacksonville, 9/16/12
50 vs. San Francisco, 10/25/09
53 vs. Buffalo Bills, 10/14/18
54 vs. Tennessee, 11/28/10

Fewest Net Yards Allowed, Second Half

41 at San Diego, 10/28/07
43 at Arizona, 10/11/09
46 vs. Oakland, 10/4/09
61 vs. Jacksonville, 10/30/11
65 at Jacksonville, 12/7/14
at Tampa Bay, 11/13/11

Most Net Yards Gained, First Quarter

185 at New Orleans, 9/25/11
184 at Tampa Bay, 11/13/11
179 vs. Tennessee, 10/1/17
178 vs. Indianapolis, 11/3/13
vs. Tennessee, 10/3/16
174 vs. Seattle, 12/13/09

Most Net Yards Gained, Second Quarter

207 at Tennessee, 10/23/11
191 vs. Tennessee, 11/26/18
190 vs. Seattle, 12/13/09
183 vs. Seattle, 9/29/13
179 at Miami, 12/27/09
174 vs. Buffalo, 10/13/02

Most Net Yards Gained, Third Quarter

190 at Indianapolis, 12/30/12
183 at Oakland, 10/3/10
178 at N.Y. Giants, 9/21/14
175 vs. Carolina, 12/18/11
170 at Jacksonville, 11/14/10

Most Net Yards Gained, Fourth Quarter

257 at Atlanta, 10/4/15
253 vs. Tennessee, 10/21/07
203 vs. Jacksonville, 11/18/12
201 vs. Kansas City, 10/8/17
196 at Arizona, 10/11/09

Fewest Net Yards Gained, First Quarter

-5 at Indianapolis, 11/14/04
-3 at Buffalo, 9/11/05
0 at Miami, 10/25/15
2 at Jacksonville, 12/17/17
vs. Indianapolis, 10/9/14
4 vs. Jacksonville, 11/24/13
at Pittsburgh, 12/8/02

Fewest Net Yards Gained, Second Quarter

4 at San Francisco, 1/1/06
6 at San Diego, 9/15/02
9 vs. New England, 11/23/03

10 at Indianapolis, 12/22/11

11 at Oakland, 12/3/06

Fewest Net Yards Gained, Third Quarter

0 at Arizona, 11/10/13
2 vs. Pittsburgh, 10/2/11
5 at Indianapolis, 9/17/06
7 at Kansas City, 9/26/04
10 vs. Philadelphia, 9/10/06

Fewest Net Yards Gained, Fourth Quarter

-17 vs. Indianapolis, 10/23/05
-9 at Cincinnati, 11/9/03
-1 at Kansas City, 10/20/13
3 at Indianapolis, 12/31/17
4 at Jacksonville, 11/27/11

Most Net Yards Allowed, First Quarter

220 vs. Buffalo, 11/19/06
219 at Miami, 10/25/15
218 vs. Indianapolis, 10/9/14
191 at Indianapolis, 11/8/09
171 vs. Pittsburgh, 9/18/05
170 vs. Denver, 12/22/13

Most Net Yards Allowed, Second Quarter

244 vs. Indianapolis, 12/09/18
193 vs. Philadelphia, 9/10/06
185 vs. Denver, 12/22/13
184 vs. San Francisco, 12/10/17
177 vs. Tennessee, 12/21/03

Most Net Yards Allowed, Third Quarter

224 at Indianapolis, 11/16/08
213 vs. Oakland, 11/17/13
205 at Los Angeles, 11/12/17
197 vs. New England, 12/1/13
177 at Baltimore, 10/16/11

Most Net Yards Allowed, Fourth Quarter

224 vs. Indianapolis, 9/12/10
223 at Seattle, 10/29/17
213 at Jacksonville, 11/14/10
210 vs. Green Bay, 11/21/04
205 at Oakland, 11/21/16

Fewest Net Yards Allowed, First Quarter

-9 vs. N.Y. Jets, 9/13/03
-1 at Jacksonville, 12/26/04
1 vs. San Francisco, 10/25/09
3 at Oakland, 9/14/14
4 vs. Detroit, 10/18/08

Fewest Net Yards Allowed, Second Quarter

-2 vs. Indianapolis, 11/3/13
0 at Jacksonville, 9/16/12
7 vs. Buffalo, 10/14/18
8 at Indianapolis, 12/31/17
11 at Carolina, 9/16/07

Fewest Net Yards Allowed, Third Quarter

TEXANS RECORDS - REGULAR SEASON TEAM

-5	vs. Miami, 9/9/12
1	at Tampa Bay, 11/13/11
4	vs. Tennessee, 9/15/13
	at Indianapolis, 12/30/12
6	at Cincinnati, 10/18/09
Fewest Net Yards Allowed, Fourth Quarter	
2	vs. Oakland, 11/17/13
	at Pittsburgh, 9/7/08
3	vs. Dallas, 9/8/02
7	at Tennessee, 9/21/08
9	at San Diego, 9/9/13
	at Arizona, 10/11/09

RUSHING

RUSHING YARDS

Season	
2,448	2011
2,161	2014
2,123	2012
2,042	2010
2,021	2018
Game	
281	vs. Tennessee, 11/26/18
261	vs. Cleveland, 11/6/11
257	vs. Indianapolis, 9/12/10
249	at Oakland, 10/3/10
244	vs. Jacksonville, 1/2/11
222	at Tennessee, 10/23/11
Fewest, Season	
1,347	2002
1,475	2009
1,586	2007
1,651	2003
1,687	2006
Fewest, Game	
24	vs. N.Y. Giants, 10/10/10
25	at N.Y. Jets, 11/26/06
28	vs. Tennessee, 12/29/02
30	at Tennessee, 12/19/10
34	vs. Minnesota, 12/23/12
	at Dallas, 10/15/06
	at Buffalo, 11/16/03
Allowed, Season	
2,370	2003
2,303	2005
2,089	2002
1,962	2008
1,958	2013
Allowed, Game	

320	at Seattle, 10/16/05
248	at Miami, 10/25/15
247	at Washington, 12/22/02
244	at Jacksonville, 10/14/07
240	at Tennessee, 9/20/09
	at Cincinnati, 11/9/03
Fewest Allowed, Season	
1,323	2018
1,536	2011
1,560	2012
1,595	2016
1,681	2014
Fewest Allowed, Game	
18	at Washington, 9/19/10
24	vs. Tennessee, 11/28/10
27	at N.Y. Jets, 11/26/06
30	vs. Jacksonville, 12/30/18
	at Tennessee, 12/27/15
31	vs. Cleveland, 12/2/18
Season, Both Teams	
4,119	2005
4,021	2003
3,984	2011
3,842	2014
3,809	2008
Game, Both Teams	
442	Texans 244 vs. Jacksonville 198, 1/2/11
387	Texans 67 at Seattle 320, 10/16/05
386	Texans 281 vs. Titans 105, 11/26/18
380	Texans 140 at Cincinnati 240, 11/9/03
367	Texans 249 at Oakland 118, 10/3/10
Fewest, Season, Both Teams	
3,186	2009
3,344	2018
3,411	2007
3,436	2002
3,589	2017
Fewest, Game, Both Teams	
52	Texans 25 at N.Y. Jets 27, 11/26/06
76	Texans 58 at Washington 18, 9/19/10
89	Texans 45 at Arizona 44, 10/11/09
119	Texans 62 at Philadelphia 57, 12/23/18
141	Texans 24 vs. N.Y. Giants 117, 10/10/10

ATTEMPTS

Season	
551	2014
546	2011
508	2012
481	2004
472	2018, 2015
Game	

TEXANS RECORDS - REGULAR SEASON TEAM

54	at Cleveland, 11/16/14
48	at Jacksonville, 9/16/12
47	at Tennessee, 10/23/11
46	vs. Tampa Bay, 9/27/15
	at Oakland, 9/14/14
44	3x - last: vs. Atlanta, 12/4/11
Fewest, Season	
414	2013
417	2007
421	2003
423	2010
424	2002
Fewest, Game	
12	vs. Tennessee, 10/21/07
13	vs. N.Y. Jets, 9/13/09
14	at Minnesota, 10/09/16
	vs. N.Y. Jets, 11/26/06
15	vs. N.Y. Giants, 10/10/10
Season, Opponent	
533	2003
509	2002
506	2005
454	2013
446	2006
Game, Opponent	
57	at Cincinnati, 11/9/03
47	at San Francisco, 1/1/06
46	at Washington, 12/22/02
43	vs. Cincinnati, 11/23/14
42	7x - last: at N.Y. Giants, 9/21/14
Fewest, Season, Opponent	
378	2011
385	2018
388	2015
390	2012
396	2009
Fewest, Game, Opponent	
9	vs. Cleveland, 12/2/18
10	vs. New Orleans, 11/29/15
	vs. Indianapolis, 9/12/10
11	at Tennessee, 12/27/15
12	vs. Baltimore, 10/21/12
	vs. Tennessee, 11/28/10
	vs. Jacksonville, 10/31/04

RUSHING AVERAGE

Season	
4.83	2010
4.48	2011
4.28	2018
4.27	2008

4.21	2013
4.18	2012
4.16	2005
Game	
8.26	vs. Tennessee, 11/26/18 (34-281)
7.37	at Cincinnati, 11/9/03 (19-140)
7.32	at Detroit (OT), 11/22/12 (28-205)
7.23	vs. Buffalo, 11/19/06 (26-188)
7.1	at Indianapolis, 11/16/08 (21-149)
Lowest, Season	
3.18	2002
3.47	2009
3.67	2015
3.8	2007
Lowest, Game	
1.21	at Buffalo, 11/16/03 (28-34)
1.27	vs. Tennessee, 12/29/02 (22-28)
1.42	at Pittsburgh, 12/8/02 (26-37)
1.6	vs. N.Y. Giants, 10/10/10 (15-24)
1.61	vs. Buffalo, 9/28/14 (23-37)
Season, Opponent	
4.55	2005
4.47	2008
4.45	2003
4.42	2004
4.39	2006
Game, Opponent	
9.6	at Tennessee, 9/20/09 (25-240)
9.38	at Jacksonville, 10/14/07 (26-244)
8.64	vs. Jacksonville, 12/28/14 (14-121)
7.92	at Tennessee, 12/3/17 (25-198)
7.62	at Seattle, 10/16/05 (42-320)
Lowest, Season, Opponent	
3.44	2018
3.97	2017
4	2014
	2012
4.02	2016
4.04	2010
4.06	2011
Lowest, Game, Opponent	
1.04	at N.Y. Jets, 11/26/06 (26-27)
1.06	at Washington, 9/19/10 (17-18)
1.50	at Oakland, 11/21/16 (20-30)
1.57	at Seattle, 10/29/17 (21-33)
2	vs. Tennessee, 11/28/10 (12-24)
2.06	vs. Baltimore, 12/21/14 (16-33)

RUSHING TOUCHDOWNS

Season	
20	2010
19	2012

TEXANS RECORDS - REGULAR SEASON TEAM

18	2011
16	2008
	2004

Game

4	vs. New England, 12/1/13
3	13x - last: at Jacksonville, 12/7/14

Season, Opponent

21	2005
18	2008
17	2009
16	2010
	2006

Game, Opponent

5	at Seattle, 10/16/05
4	at Atlanta, 10/4/15
	vs. Jacksonville, 9/27/09
	vs. Jacksonville, 12/24/05

100-YARD RUSHING GAMES BY AN INDIVIDUAL

Season

11	2011
8	2014
	2010
7	2012
5	2008
	2004

Season, Opponent

10	2005
7	2004
	2003
6	2007
5	2008
	2002

CONSECUTIVE GAMES WITH A RUSHING TOUCHDOWN

Texans

7	at Oakland 10/3/10 – at N.Y. Jets 11/21/10
	vs. Tennessee 11/28/04 – at Buffalo 9/11/05
6	at Tennessee 10/23/11 – vs. Atlanta 12/4/11
5	vs. Tennessee 9/30/12 – vs. Buffalo 11/4/12
	vs. Carolina 12/18/11 – at Jacksonville 9/16/12
	at Oakland 12/3/06 – vs. Cleveland 12/31/06

Opponent

6	at Pittsburgh 9/7/08 – vs. Detroit 10/19/08
	at Baltimore 11/27/17 – vs. Pittsburgh 12/25/17
5	at Philadelphia 12/2/10 – vs. Jacksonville 1/2/11
	at Washington 9/19/10 – vs. Kansas City 10/17/10
	at Buffalo 11/1/09 – at Jacksonville 12/6/09
	at Dallas 10/15/06 – at Jacksonville 11/12/06
	at Jacksonville 11/6/05 – at Baltimore 12/4/05
	at New Orleans 9/14/03 – vs. N.Y. Jets 10/19/03

TEXANS RECORDS - REGULAR SEASON TEAM

PASSING

NET YARDS PASSING

Most, Season

4,654	2009
4,267	2008
4,144	2010
3,833	2015
3,830	2012

Most, Game

504	vs. Jacksonville (OT), 11/18/12
468	at Washington (OT), 9/19/10
408	at Green Bay, 12/7/08
403	vs. Oakland, 10/9/11
385	vs. Cincinnati, 10/18/09

Fewest, Season

2,225	2002
2,237	2005
2,655	2003
2,778	2006
3,176	2016

Fewest, Game

-5	at Oakland, 12/3/06
6	vs. Indianapolis, 10/23/05
10	at Pittsburgh, 12/8/02
25	at Buffalo, 9/11/05
29	at San Diego, 9/15/02

Most Allowed, Season

4,280	2010
4,167	2018
3,890	2014
3,799	2017
3,712	2003
3,682	2007

Most Allowed, Game

464	vs. Indianapolis (OT), 9/30/18
462	at Philadelphia, 12/23/18
446	at Seattle, 10/29/17
421	at Tennessee, 10/12/03
419	at Detroit (OT), 11/22/12
	vs. Indianapolis, 9/12/10

Fewest Allowed, Season

3,035	2011
3,123	2013
3,141	2002
3,226	2016
3,336	2015

Fewest Allowed, Game

31	at Jacksonville, 12/26/04
52	at Jacksonville, 9/16/12

83	vs. Jacksonville, 12/18/16
86	at Tennessee, 10/29/06
89	vs. Jacksonville, 12/30/18

Most, Season, Both Teams

8,424	2010
8,141	2009
7,948	2018
7,756	2015
7,690	2008
7,643	2017

Most, Game, Both Teams

876	Texans 504 vs. Jacksonville 378 (OT), 11/18/12
871	Texans 468 at Washington 403 (OT), 9/19/10
839	Texans 375 at Indianapolis 464 (OT), 9/30/18
813	Texans 367 at Seattle 446, 10/29/17
788	Texans 367 at Tennessee 421, 10/12/03
771	Texans 309 at Philadelphia 462, 12/23/18

Fewest, Season, Both Teams

5,366	2002
5,758	2005
6,222	2006
6,367	2003
6,541	2011

Fewest, Game, Both Teams

153	Texans 122 at Jacksonville 31, 12/26/04
172	Texans 29 at San Diego 143, 9/15/02
184	Texans -5 at Oakland 189, 12/3/06
189	Texans 25 at Buffalo 164, 9/11/05
218	Texans 93 at New England 125, 12/14/06

GROSS YARDS PASSING

Most, Season

4,803	2009
4,474	2008
4,370	2010
4,183	2013
4,165	2018

Most, Game

527	vs. Jacksonville (OT), 11/18/12
497	at Washington (OT), 9/19/10
416	vs. Oakland, 10/9/11
414	vs. Green Bay, 12/7/08
402	at Seattle, 10/29/17

Fewest, Season

2,636	2002
2,661	2005
2,841	2003
3,032	2006
3,418	2016

Fewest, Game

32	at Oakland, 12/3/06
33	at Pittsburgh, 12/8/02

TEXANS RECORDS - REGULAR SEASON TEAM

48	vs. Indianapolis, 10/23/05
64	at Tampa Bay, 12/14/03
70	at Buffalo, 9/18/05
Most Allowed, Season	
4,499	2010
4,477	2018
4,141	2014
3,999	2017
3,881	2012
3,878	2007
Most Allowed, Game	
471	at Philadelphia, 12/23/18
464	at Indianapolis (OT), 9/30/18
452	at Seattle, 10/29/17
441	at Detroit (OT), 11/22/12
433	vs. Indianapolis, 9/12/10
Fewest Allowed, Season	
3,310	2013
3,322	2011
3,378	2002
3,424	2016
3,598	2008
Fewest Allowed, Game	
54	at Jacksonville, 12/26/04
76	at Jacksonville, 9/16/12
87	at Tennessee, 10/29/06
92	at Jacksonville, 12/18/16
97	vs. Jacksonville, 10/30/11

PASS ATTEMPTS

Most, Season	
633	2013
619	2015
593	2009
583	2016
574	2010
Most, Game	
62	vs. Baltimore (OT), 12/13/10
58	at Carolina, 9/20/15
	at Jacksonville, 12/5/13
57	at Atlanta, 10/4/15
55	vs. Jacksonville (OT), 11/18/12
54	at Tennessee Titans, 12/19/10
	at N.Y. Jets, 11/26/06
Fewest, Season	
439	2003
447	2002
449	2005
467	2011
471	2004
Fewest, Game	
9	vs. Indianapolis, 10/23/05

10	at Pittsburgh, 12/8/02
14	at Oakland, 12/3/06
15	at Tampa Bay, 11/13/11
	vs. Cleveland, 12/31/06
Most, Season, Opponent	
594	2018
581	2012
548	2009
547	2010
553	2015
546	2007
Most, Game, Opponent	
62	at Indianapolis (OT), 9/30/18
61	at Detroit (OT), 11/22/12
58	at Pittsburgh, 12/8/02
57	vs. Indianapolis, 9/12/10
55	at Miami, 12/27/09
Fewest, Season, Opponent	
469	2005
471	2008
484	2013
501	2017
502	2003
Fewest, Game, Opponent	
11	at San Diego, 10/28/07
15	at San Francisco, 10/6/13
	at Tennessee, 10/29/06
16	vs. St. Louis, 10/13/13
18	at Minnesota, 11/2/08
	at Pittsburgh, 9/7/08

PASS COMPLETIONS

Most, Season	
399	2009
371	2013
367	2008
365	2010
358	2015
Most, Game	
43	vs. Jacksonville (OT), 11/18/12
39	at N.Y. Jets, 11/26/06
38	at Washington (OT), 9/19/10
35	at Tennessee, 12/19/10
	at Arizona, 10/11/09
Fewest, Season	
235	2002
248	2003
270	2005
286	2004
288	2011
Fewest, Game	
3	at Pittsburgh, 12/8/02

TEXANS RECORDS - REGULAR SEASON TEAM

6	vs. Indianapolis, 10/23/05
	at San Diego, 9/15/02
7	at Oakland, 12/3/06
8	vs. Pittsburgh, 12/25/17
Most, Season, Opponent	
385	2018
363	2014
361	2007
354	2010
344	2009
	2004
Most, Game, Opponent	
40	vs. Indianapolis, 9/12/10
	vs. Indianapolis (OT), 9/30/18
36	vs. Minnesota, 10/10/04
35	at Philadelphia, 12/23/18
	at Miami, 12/27/09
34	at Indianapolis, 11/8/09
Fewest, Season, Opponent	
279	2011
281	2002
287	2013
294	2008
297	2003
Fewest, Game, Opponent	
6	at San Francisco, 10/6/13
7	at San Diego, 10/28/07
	at Tennessee, 10/29/06
8	vs. Tennessee, 12/29/02
9	at Jacksonville, 9/16/12

TOUCHDOWN PASSES

Most, Season	
29	2015
	2009
28	2017
26	2018
24	2007
	2010
22	2014
	2012
Most, Game	
6	vs. Tennessee, 11/30/14
5	vs. Miami, 10/25/18
	vs. Kansas City, 10/8/17
	vs. Jacksonville (OT), 11/18/12
4	at Seattle, 10/29/17
	vs. Tennessee, 10/1/17
	at Denver, 9/23/12
	at Cincinnati, 10/18/09
	at Tennessee, 9/20/09

	vs. Tennessee, 10/21/07
Most, Season, Opponent	
33	2010
32	2004
30	2017
29	2013
	2012
Most, Game, Opponent	
6	vs. Green Bay, 10/14/12
5	at Indianapolis, 11/14/04
	vs. Minnesota (OT), 10/10/04
	vs. New England, 9/24/17
4	12x - last: at Philadelphia 12/23/18

CONSECUTIVE GAMES WITH A PASSING TOUCHDOWN

Texans	
16	at Jacksonville 11/14/10 – vs. Jacksonville 10/30/11
15	at New England 9/9/18 - at Philadelphia 12/23/18
14	vs. Baltimore 12/21/14 – at Buffalo 12/06/15
12	at Indianapolis 11/8/09 – at Oakland 10/3/10
	at Jacksonville 10/14/07 – vs. Jacksonville 12/30/07
10	vs. Pittsburgh 9/18/05 – at Indianapolis 11/13/05
Opponent	
22	at Oakland 9/14/14 – at Miami 10/25/15
20	at Tennessee 12/3/17 - at Philadelphia 12/23/18
12	vs. Cleveland 1/2/05 – vs. St. Louis 11/27/05

FIRST DOWNS

FIRST DOWNS

Most, Season	
360	2010
341	2012
340	2009
	2008
335	2015
Most, Game	
39	vs. Jacksonville (OT), 11/18/12
33	vs. Tennessee, 10/1/17
30	vs. Tampa Bay, 9/27/15
	at Indianapolis (OT), 9/30/18
29	at Cleveland, 11/15/14
	vs. Seattle, 9/29/13
	at Tennessee, 10/23/11
	at Washington (OT), 9/19/10
	vs. New England, 1/3/10
	vs. Detroit, 10/19/08
Fewest, Season	
208	2002
237	2003

TEXANS RECORDS - REGULAR SEASON TEAM

243	2005
282	2006
295	2007
Fewest, Game	
3	at Pittsburgh, 12/8/02
7	at Tampa Bay, 12/14/03
	at Jacksonville, 12/7/03
	at San Diego, 9/15/02
	vs. New England, 12/13/15
Most Allowed, Season	
352	2010
348	2005
336	2003
329	2014
325	2007
Most Allowed, Game	
34	at Indianapolis, 9/17/06
33	at Indianapolis, 12/23/07
31	at Seattle, 10/16/05
30	4x - last: vs. Philadelphia, 11/2/14
Fewest Allowed, Season	
270	2011
272	2016
281	2015
282	2013
291	2002
292	2012
Fewest Allowed, Game	
6	vs. Jacksonville, 12/30/18
	at Jacksonville, 12/26/04
8	at Chicago, 11/11/12
	vs. Oakland, 10/4/09
9	vs. Tennessee, 10/1/17
	at Jacksonville, 9/16/12
	vs. Tennessee, 11/28/10
	at Buffalo, 11/1/09
	vs. Jacksonville, 12/18/16
Most, Season, Both Teams	
712	2010
642	2014
640	2009
	2008
633	2012
Most, Game, Both Teams	
58	Texans 30 vs. Indianapolis 28 (OT), 9/30/18
56	Texans 39 vs. Jacksonville 17 (OT), 11/18/12
55	Texans 26 at Detroit 29 (OT), 11/22/12
	Texans 27 vs. Indianapolis 28, 11/29/09
53	Texans 29 at Browns 24, 11/16/14
Fewest, Season, Both Teams	
499	2002
573	2003

589	2013
591	2011
	2005
Fewest, Game, Both Teams	
21	Texans 13 at Chicago 8, 11/11/12
23	Texans 9 at Jacksonville 14, 11/27/11
	Texans 10 at Indianapolis 13, 12/1/02
	Texans 7 at San Diego 16, 9/15/02
24	Texans 16 vs. Oakland 8, 10/4/09
	Texans 13 vs. Dallas 11, 9/8/02

RUSHING FIRST DOWNS

Most, Season	
131	2011
118	2010
114	2012
108	2014
106	2008
	2006
Most, Game	
16	at Jacksonville, 9/16/12
15	vs. Indianapolis, 9/12/10
14	vs. Cleveland, 11/6/11
	at Tennessee, 10/23/11
	vs. Indianapolis, 12/24/06
Fewest, Season	
59	2002
86	2017
	2003
89	2005
90	2013
	2015
Fewest, Game	
1	at New York Jets, 12/15/18
	vs. Tennessee, 11/1/15
	vs. Minnesota, 12/23/12
	vs. Tennessee, 11/23/09
	vs. Tampa Bay, 12/9/07
	vs. Tennessee, 10/21/07
	at Dallas, 10/15/06
	at Pittsburgh, 12/8/02
Most, Season, Opponent	
130	2003
123	2005
116	2002
115	2006
114	2008
Most, Game, Opponent	
19	at Seattle, 10/16/05
16	at Cincinnati, 11/9/03
15	vs. Jacksonville, 1/2/11

TEXANS RECORDS - REGULAR SEASON TEAM

vs. Kansas City, 11/20/05

at Washington, 12/22/02

Fewest, Season, Opponent

73 2011

76 2018

79 2015

87 2016

88 2017

2013

Fewest, Game, Opponent

1 vs. Arizona, 11/19/17

at New England, 9/24/17

vs. Jacksonville, 1/3/16

at Tennessee, 12/27/15

vs. Baltimore, 12/21/14

at Tennessee, 10/26/14

vs. Tennessee, 11/28/10

vs. Oakland, 10/4/09

at Carolina, 9/16/07

PASSING FIRST DOWNS

Most, Season

231 2009

222 2010

210 2015

2008

205 2012

202 2018

Most, Game

26 vs. Jacksonville (OT), 11/18/12

23 at Indianapolis (OT), 9/30/18

Washington (OT), 9/19/10

21 vs. Baltimore (OT), 12/13/10

at Cincinnati, 10/18/09

20 vs. Seattle, 9/29/13

at Tennessee, 12/19/10

Fewest, Season

119 2002

127 2003

142 2005

156 2006

171 2014

Fewest, Game

1 at Pittsburgh, 12/8/02

vs. Indianapolis, 9/22/02

2 at Oakland, 12/3/06

3 at Tampa Bay, 12/14/03

4 8x - last: vs. New England, 12/13/15

Most, Season, Opponent

211 2010

206 2014

200 2018

197 2007

194 2004

188 2005

Most, Game, Opponent

23 at Indianapolis (OT), 9/30/18

21 vs. Kansas City, 10/8/17

at Detroit (OT), 11/22/12

at Indianapolis, 11/16/08

at Indianapolis, 9/17/06

vs. Minnesota (OT), 10/10/04

Fewest, Season, Opponent

155 2002

157 2016

158 2013

166 2011

167 2008

2012

Fewest, Game, Opponent

2 at Jacksonville, 12/26/04

4 6x, last vs. Jacksonville, 12/30/18

FIRST DOWNS BY PENALTY

Most, Season

47 2017

37 2018

35 2015

34 2014

30 2016

2002

Most, Game

8 vs. Jacksonville, 9/10/17

6 vs. Cincinnati, 11/3/02

5 8x, last: vs. Indianapolis, 12/9/18

Fewest, Season

9 2007

12 2005

14 2011

16 2009

19 2013

Most, Season, Opponent

37 2017

2005

36 2013

34 2014

2009

31 2012

2011

Most, Game, Opponent

7 at Jacksonville, 12/5/13

6 vs. Indianapolis, 10/8/15

at Indianapolis, 12/22/11

TEXANS RECORDS - REGULAR SEASON TEAM

at Indianapolis, 11/8/09

Fewest, Season, Opponent

19	2008
20	2002
21	2007
	2004

FIELD GOALS

FIELD GOALS

Most, Season

37	2018
35	2016
32	2011
31	2012
30	2014
29	2008
27	2010

Fewest, Season

17	2004
	2002
18	2003
19	2006
20	2017
21	2009

Most Attempted, Season

42	2018
41	2016
38	2012
	2011
35	2014
	2013
34	2005

Fewest Attempted, Season

22	2003
24	2004
	2002
25	2017
	2006
27	2015

Most Attempted, Game

7	at Miami, 9/7/03
6	vs. Baltimore, 12/21/14
	vs. Indianapolis, 12/16/12
5	10x - last: at New York Jets, 12/15/18

Most Converted, Game

6	vs. Baltimore, 12/21/14
5	5x, last at New York Jets, 12/15/18

Consecutive Games Scoring Field Goals

19	9/22/13 - 10/5/14
17	10/23/11 - 10/21/12

15 11/1/10 - 10/9/11

10 11/13/05 - 9/17/06

Most Field Goals Made, Season, Opponent

33	2017
30	2013
	2011
28	2007
	2005
	2003

Fewest Field Goals Made, Season, Opponent

19	2014
20	2015
	2009
21	2012
	2010
22	2004

Most Field Goals Attempted, Season, Opponent

36	2011
35	2017
	2013
	2003
34	2002

Fewest Field Goals Attempted, Season, Opponent

22	2014
23	2009
24	2012
26	2018, 2015
27	2010

Most Field Goals Attempted, Game, Opponent

8	vs. Tennessee, 10/21/07*
5	7x - last: at Kansas City, 10/08/17

Most Field Goals Converted, Game, opponent

8	vs. Tennessee, 10/21/07*
5	4x last; at Kansas City 10/08/17

* NFL record.

Most Field Goals Converted, Game, Both Teams

9	Texans 5 vs. Miami 4, 10/7/07
8	Texans 0 vs. Tennessee 8*, 10/21/07

* NFL record.

PUNTING

PUNTS

Most, Season

116	2002
97	2003
96	2015
92	2017
88	2013
	2012

Most, Game

TEXANS RECORDS - REGULAR SEASON TEAM

11	at Jacksonville, 12/17/17
	at Indianapolis, 12/1/02
10	6x - last: at Tennessee, 12/2/12
Fewest, Season	
53	2008
55	2007
63	2010
67	2009
72	2016
Fewest, Game	
1	at Washington, 11/18/18
	at Buffalo, 11/1/09
	vs. Miami, 10/7/07
2	29x - last: vs. Tennessee, 10/1/17
Most Punts, Season, opponent	
101	2015
98	2002
92	2012
91	2013
Most Punts, Game, Opponent	
11	vs. Oakland, 11/17/13
10	at San Francisco, 1/1/06
	at San Diego, 9/15/02
Fewest Punts, Season, Opponent	
59	2007
63	2005
65	2006
67	2010
	2008
Fewest Punts, Game, Opponent	
0	vs. Jacksonville, 10/14/07
	vs. Indianapolis, 10/23/05
1	5x - last: at Indianapolis, 11/16/08
Most Punts, Season, Both Teams	
214	2002
197	2015
180	2012
179	2013
173	2017
172	2003
167	2014
Most Punts, Game, Both Teams	
20	Texans 9 vs. Oakland 11, 11/17/13
	Texans 11 at Indianapolis 9, 12/1/02
	Texans 10 at San Diego 10, 9/15/02
19	Texans 10 at Jacksonville 9, 11/27/11
	Texans 10 vs. Dallas 9, 9/8/02
Fewest Punts, Season, Both Teams	
114	2007
120	2008
130	2010
140	2005

141	2006
Fewest Punts, Game, Both Teams	
2	Texans 2 at Jacksonville 0, 10/14/07
3	Texans 2 at Indianapolis 1, 11/16/08
	Texans 1 vs. Miami 2, 10/7/07
	Texans 2 at Indianapolis 1, 12/24/06

PUNT YARDS

Most Yards, Season	
4,720	2002
4,533	2015
4,507	2017
4,189	2013
4,150	2012
4,028	2003
Most Yards, Game	
518	at Jacksonville, 12/17/17
489	at Tennessee, 12/2/12
442	vs. Oakland, 11/17/13
440	at Cincinnati, 9/14/17
436	at Jacksonville, 11/27/11
435	at Indianapolis, 12/1/02
Fewest Yards, Season	
2,240	2008
2,296	2007
2,650	2010
2,866	2009
2,990	2005
Fewest Yards, Game	
30	at Washington, 11/18/18
39	at Buffalo, 11/1/09
47	vs. Miami, 10/7/07
59	vs. Cincinnati, 10/26/08
	vs. Carolina, 12/18/11
64	vs. Jacksonville, 12/24/05
Most Yards, Season, Opponent	
4,693	2015
4,176	2012
4,161	2013
3,896	2011
3,892	2002
Most Yards, Game, Opponent	
540	vs. Oakland, 11/17/13
470	at Jacksonville, 9/16/12
449	vs. Jacksonville, 12/30/18
427	at Tennessee, 12/27/15
	vs. Oakland, 10/4/09
413	vs. Buffalo, 9/28/14
Fewest Punting Yards, Season, Opponent	
2,528	2005
2,535	2007
2,880	2004

TEXANS RECORDS - REGULAR SEASON TEAM

2,930	2010
2,949	2006
Fewest Punting Yards, Game, Opponent	
0	vs. Jacksonville, 10/14/07
	vs. Indianapolis, 10/23/05
39	vs. Pittsburgh, 9/18/05
41	at Seattle, 10/16/05
45	at Indianapolis, 9/14/06
Highest Punting Average, Season	
49	2017, 92 punts
47.6	2013, 88 punts
47.5	2016, 72 punts
47.2	2015, 96 punts
47.2	2012, 88 punts
45.8	2014, 84 punts
44	2011, 74 punts
Lowest Punting Average, Season	
38.8	2005, 77 punts
40.7	2002, 116 punts
41.2	2004, 73 punts
41.5	2003, 97 punts
41.6	2006, 76 punts
Highest Punting Average, Game (Minimum 4 punts)	
58.9	at Arizona, 11/10/13, 7 punts
58.5	at New England, 9/24/17, 4 punts
54.5	vs. Indianapolis, 10/9/14, 4 punts
54.2	at Denver, 9/23/12, 5 punts
53.0	vs. Seattle, 10/29/17, 5 punts
52.8	vs. Atlanta, 12/4/11, 5 punts
Highest Punting Average, Season, Opponent	
47.3	2017, 81 punts
46.9	2011, 83 punts
46.8	2009, 76 punts
46.7	2018, 80 punts
46.5	2015, 101 punts
Lowest Punting Average, Game (Minimum 4 punts)	
30.7	at Chicago, 12/19/04, 7 punts
33.8	at Indianapolis, 11/14/04, 4 punts
34.2	at Jacksonville, 11/12/06, 5 punts
34.3	at Cleveland, 11/25/07, 4 punts
34.7	vs. Jacksonville, 11/17/02, 6 punts
Highest Punting Average, Game, Opponent (Minimum 4 punts)	
56.8	at Oakland, 12/3/06, 4 punts
	at Dallas, 10/15/06, 4 punts
53.9	at Carolina, 9/20/15, 7 punts
53.4	vs. Oakland, 10/4/09, 8 punts
52.8	at San Diego, 10/28/07, 5 punts
Lowest Punting Average, Season, Opponent	
39.7	2002, 98 punts
40.1	2005, 63 punts
41.7	2004, 69 punts
	2003, 75 punts

43	2007, 59 punts
Lowest Punting Average, Game, Opponent (Minimum 4 punts)	
25.7	at Washington, 12/22/02, 7 punts
31.2	at San Francisco, 1/1/06, 10 punts
31.3	vs. New England, 11/23/03, 4 punts
33	vs. Cleveland, 10/30/05, 4 punts
34	at Cleveland, 11/25/07, 5 punts

PUNT RETURNS

PUNT RETURN TOUCHDOWNS

Most Touchdowns, Punt Returns

2	2008	Jacoby Jones 73 yards vs. Cincinnati, 10/26/08; Jacoby Jones 70 vs. Miami, 10/12/08
1	2013	Keshawn Martin 87 vs. Oakland, 11/17/13
	2011	Jacoby Jones 79 vs. Indianapolis, 9/11/11
	2002	Avion Black 76 vs. Baltimore, 12/15/02
	2016	Will Fuller V 67 vs. Tennessee, 10/2/16

Most Touchdowns, Punt Returns, Opponent

1	2017	Tyreek Hill 82 yards vs. Kansas City, 10/8/17
	2013	Tandon Doss 76 at Baltimore, 9/22/13
	2012	Marcus Thigpen 72 vs. Miami, 9/9/12
	2008	Johnnie Lee Higgins 80 at Oakland, 12/21/08
	2006	Adam Jones 53 at Tennessee, 10/29/06
	2005	Adam Jones 52 at Tennessee, 12/11/05
	2003	Dante Hall 73 vs. Kansas City, 9/21/03

PUNT RETURNS

Most, Season

53	2002
52	2015
51	2011
45	2009
42	2013

Most, Game

7	vs. Oakland, 11/17/13
	at Jacksonville, 11/27/11
	vs. Oakland, 10/4/09
	at Baltimore, 12/4/05
6	vs. Jacksonville, 12/30/18
	at Carolina, 9/20/15
	at Jacksonville, 9/16/12

Fewest, Season

23	2006
30	2005
32	2008
33	2007
34	2014

Most Returns, Season, Opponent

60	2015
58	2002

TEXANS RECORDS - REGULAR SEASON TEAM

49	2017
48	2016
	2012

Most Returns, Game, Opponent

7	2x last; vs. Cincinnati 12/24/16
6	12x - last, at Denver, 11/4/18

Fewest Punt Returns, Season, Opponent

19	2007
21	2008
24	2009
29	2010
30	2004

PUNT RETURN YARDS

Most Yards, Season

529	2011
512	2002
449	2009
414	2012
386	2008

Most Yards, Game

125	vs. Oakland, 11/17/13
100	at Arizona, 10/11/09
92	vs. Baltimore, 12/15/02
91	at Jacksonville, 11/27/11
	vs. Indianapolis, 9/11/11

Fewest Yards, Season

208	2014
223	2005
235	2010
242	2006
266	2003

Fewest Yards, Game

-12	vs. Detroit, 10/19/08
-6	at Denver, 11/7/04
-4	at Tennessee, 12/2/07
-3	2x last; at Indianapolis, 12/31/17

Most Punt Return Yards, Season, Opponent

612	2015
608	2017
530	2013
483	2012
477	2016

Most Punt Return Yards, Game, Opponent

100	at Minnesota, 10/09/16
98	vs. Cincinnati, 9/14/17
93	at Baltimore, 9/22/13
83	vs. Kansas City, 10/08/17
82	vs. Pittsburgh, 12/25/17

Fewest Punt Return Yards, Season, Opponent

104	2009
151	2007

219	2005
233	2010
235	2008

Fewest Punt Return Yards, Game, Opponent

-4	vs. Oakland, 10/4/09
-3	at Pittsburgh, 9/7/08
-2	at San Diego, 9/15/02
-1	at Indianapolis, 12/1/02

PUNT RETURN AVERAGE

Highest Average, Season

12.1	2008
10.9	2016
10.89	2012
10.52	2006
10.37	2011
9.98	2009

Highest Average, Game (Minimum 4 returns)

21.75	vs. Miami, 10/12/08
20	at Arizona, 10/11/09
18.25	at Buffalo, 11/1/09
17.86	vs. Oakland, 11/17/13
16.75	at Tennessee, 12/2/12

Lowest Average, Season

6.12	2014
6.65	2010
6.71	2003
7.25	2015
7.43	2005
8.23	2004

Lowest Average, Game (Minimum 4 returns)

0.8	vs. San Francisco, 12/10/17
1.8	vs. Tennessee (OT), 9/15/13
2.25	vs. Baltimore, 10/21/12
2.5	at Tampa Bay, 11/13/11
3.0	2x; vs. Kansas City, 9/18/16

Highest punt return Average, Season, opponent

12.41	2017
12.38	2014
12.32	2013
11.19	2008
10.2	2015

Highest punt return Average, Game, Opponent (Minimum 4 returns)

19.8	vs. Kansas City, 10/8/17
17.25	at Jacksonville, 10/27/02
16.8	at Indianapolis, 12/20/15
16.4	vs. Pittsburgh, 12/25/17
16.3	at Cincinnati, 9/14/2017
16	vs. Indianapolis, 9/22/02

Lowest Punt Return Average, Season, Opponent

4.33	2009
5.66	2002

TEXANS RECORDS - REGULAR SEASON TEAM

6.64	2005
7.5	2018
7.64	2006
7.95	2007
Lowest Punt Return Average, Game, Opponent (Minimum 4 returns)	
-0.3	at San Diego, 9/15/02
-0.2	at Indianapolis, 12/1/02
1	at Jacksonville, 11/27/11
1.4	vs. Dallas, 9/8/02
2.1	vs. Cincinnati, 12/24/16

KICKOFF RETURNS

KICKOFF RETURN TOUCHDOWNS

Most Touchdowns, Kickoff Returns, Season

4	2007
2	2005
1	2009

Most Touchdowns, Kickoff Returns, Game

2	André Davis 104 and 97 yards vs. Jacksonville, 12/30/2007
1	Jacoby Jones 95 vs. Oakland, 10/4/09
	André Davis 97 vs. Tampa Bay, 12/9/07
	Jerome Mathis 84 vs. Indianapolis, 9/23/07
	Jerome Mathis 99 vs. Kansas City, 10/23/05
	Jerome Mathis 89 vs. Indianapolis, 10/23/05

Most Touchdowns, Kickoff Returns, Season, Opponent

2	2012
1	2013
	2010
	2006
	2004
	2002

Most Touchdowns, Kickoff Returns, Game, Opponent

1	Marqise Lee 100 yards vs. Jacksonville, 12/18/16
	Deji Karim 101 yards at Indianapolis, 12/30/12
	Joe McKnight 100 at N.Y. Jets, 10/8/12
	David Reed 103 vs. Baltimore (OT), 12/13/10
	Ellis Hobbs 93 at New England, 12/17/06
	Eddie Drummond 99 at Detroit, 9/19/04
	André Davis 95 at Cleveland, 10/20/02

KICKOFF RETURNS

Most, Season

84	2005
80	2003
77	2002
74	2007
72	2008

Most, Game

8	4x - last: at Indianapolis, 11/16/08
---	--------------------------------------

7 20x - last: at N.Y. Jets, 11/21/10

Fewest, Season

18	2015
20	2018, 2014
27	2017
29	2011
44	2012
51	2013

Most Returns, Season, Opponent

73	2008
72	2010
71	2009
69	2007
62	2012

Most Returns, Game, Opponent

7	7x - last: vs. Baltimore, 10/21/12
---	------------------------------------

Fewest Returns, Season, Opponent

27	2017
33	2018
39	2013
40	2015
45	2014
46	2011

KICKOFF RETURN YARDS

Most Yards, Season

2,173	2005
1,961	2007
1,700	2003
1,609	2006
1,550	2008

Most Yards, Game

278	vs. Kansas City, 11/20/05
266	vs. Indianapolis, 10/23/05
234	vs. Jacksonville, 12/30/07
233	vs. Indianapolis, 9/23/07
207	at Indianapolis, 11/16/08

Fewest Yards, Season

422	2014
430	2015
487	2018
558	2017
730	2011
953	2012
1,257	2013

Most Return Yards, Season, Opponent

1,741	2010
1,630	2008
1,597	2009
1,595	2012
1,593	2007

Most Return Yards, Game, Opponent

TEXANS RECORDS - REGULAR SEASON TEAM

233	vs. Baltimore (OT), 12/13/10
201	vs. Baltimore, 10/21/12
199	vs. Oakland, 10/3/04
191	vs. Miami, 10/7/07
189	at Buffalo, 11/1/09
Fewest Return Yards, Season, Opponent	
547	2017
682	2018
977	2015
1,004	2013
1,030	2011
1,135	2016
1,149	2003

KICKOFF RETURN AVERAGE

Highest Average, Season	
26.5	2007
25.9	2005
25.2	2011
24.7	2013
24.4	2018
Highest Average, Game (Minimum 4 returns)	
46.8	vs. Jacksonville, 12/30/07
38.0	vs. Indianapolis, 10/23/05
35.4	vs. Cleveland, 10/30/05
34.8	vs. Kansas City, 11/20/05
33.3	vs. Indianapolis, 9/23/07
Lowest Average, Season	
18.6	2016
19.8	2010
19.9	2002
20.7	2017
21.0	2004
Lowest Average, Game (Minimum 4 returns)	
11.8	at Cincinnati, 12/11/11
12.7	at N.Y. Jets, 11/21/11
13.3	vs. Jacksonville, 12/24/05
13.5	at Detroit, 9/19/04
13.7	at Jacksonville, 10/14/07
Highest Return Average, Season, Opponent	
26.0	2014
25.7	2013
	2012
24.4	2015
24.2	2010
Highest Return Average, Game, Opponent (Minimum 4 returns)	
42.5	at Indianapolis, 12/30/12
42.0	at Cleveland, 10/20/02
39.3	at Detroit, 9/19/04
38.8	vs. Baltimore (OT), 12/13/10
36.3	vs. Tennessee, 10/9/05
Lowest Return Average, Season, Opponent	

20.26	2017
20.7	2018
21.68	2005
21.71	2003
22.23	2002
22.33	2008
22.39	2011
Lowest Return Average, Game, Opponent (Minimum 4 returns)	
13.0	vs. Buffalo, 11/4/12
14.3	at Jacksonville, 10/30/11
15.0	vs. Green Bay, 11/21/04
15.8	vs. Dallas, 9/8/02
16.0	at Green Bay, 12/7/08

FUMBLES

FUMBLES

Most Fumbles, Season	
34	2002
30	2005
28	2008
	2006
26	2007
25	2017
Most Fumbles, Game	
6	at Green Bay, 12/7/08
5	at Baltimore, 12/4/05
	at Jacksonville, 11/6/05
4	11x - last: vs. Arizona, 11/19/17
Most Fumbles, Season, Opponent	
27	2009
26	2018
24	2014
	2007
	2005
23	2012
	2002
Most Fumbles, Game, Opponent	
5	at Chicago, 12/19/04
4	7x - last: at New England, 9/24/17

FUMBLES LOST

Most Fumbles Lost, Season	
17	2007
14	2002
12	2008
	2006
11	2017, 2011, 2009, 2008, 2006, 2005, 2004
Most Fumbles Lost, Game	
3	at Atlanta, 10/4/15

TEXANS RECORDS - REGULAR SEASON TEAM

at Cincinnati, 12/11/11

at Green Bay, 12/7/08

vs. Tennessee, 10/21/07

at Tennessee, 10/29/06

vs. Jacksonville, 9/10/17

Most Fumbles Lost, Season, Opponent

14 2018

2014

2012

2007

13 2009

11 2015

2006

2002

Most Fumbles Lost, Game, Opponent

3 vs. Kansas City, 9/18/16

at Tennessee, 12/27/15

at Tennessee, 12/2/12

vs. Oakland, 10/4/09

at Jacksonville, 10/14/07

at Oakland, 12/3/06

at Pittsburgh, 12/8/02

FUMBLE RECOVERY TOUCHDOWNS

Most Touchdowns, Fumble Recovery, Season

3 2007

2004

2 2017

2009

2006

Most Touchdowns, Fumble Recovery, Game

1 Jadeveon Clowney 0 at Indianapolis (OT), 9/30/18

Lamar Houston 24 vs. Indianapolis, 11/5/17

Jadeveon Clowney 22 at New England, 9/24/17

Quintin Demps 33 at Tennessee, 12/27/15

J.J. Watt 45 vs. Indianapolis, 10/9/14

Wade Smith 0 (own) at Baltimore, 10/16/11

Bernard Pollard 0 vs. New England, 1/3/10

Dominique Barber 48 (own) vs. N.Y. Jets, 9/13/09

DeMeco Ryans 26 vs. Tennessee, 10/21/07

Kevin Walter 0 at Carolina, 9/16/07

Mario Williams 38 vs. Kansas City, 9/9/07

Anthony Maddox 47 vs. Cleveland, 12/31/06

Demarcus Faggins 58 at Oakland, 12/3/06

Antwan Peek 66 at Jacksonville, 12/26/04

Charlie Anderson 60 at Chicago, 12/19/04

Jamie Sharper 16 vs. Oakland, 10/3/04

Kenny Wright 40 at Pittsburgh, 12/8/02

Most Touchdowns, Fumble Recovery, Season, Opponent

2 2015

2013

2007

2006

Most Touchdowns, Fumble Recovery, Game, Opponent

2 at Atlanta, 10/4/15

INTERCEPTIONS

INTERCEPTIONS

Most Interceptions Thrown, Season

22 2013

21 2007

20 2008

18 2003

17 2017

2009

Most Interceptions Thrown, Game

4 vs. Baltimore, 11/9/08

at San Diego, 10/28/07

vs. New England, 12/17/06

Fewest Interceptions Thrown, Season

9 2018, 2011

12 2010

12 2015

Most Interceptions Thrown, Season, Opponent

22 2004

20 2014

17 2011

15 2018, 2012

Most Interceptions Thrown, Game, Opponent

4 at Tennessee, 10/01/17

at Jacksonville, 11/12/06

at Tennessee, 10/17/04

Fewest Interceptions Thrown, Season, Opponent

7 2013

2005

10 2002

11 2016

2017

2007

2006

INTERCEPTION RETURN YARDS

Most Interception Return Yards, Season

483 2014

393 2004

333 2012

252 2018

212 2009

205 2003

Most Interception Return Yards, Game

135 at Pittsburgh, 12/8/02

TEXANS RECORDS - REGULAR SEASON TEAM

118	vs. Tennessee, 9/30/12
109	at Washington, 11/18/18
102	at Kansas City, 9/26/04
100	vs. Tennessee, 11/30/14
95	vs. Tennessee, 12/21/03

Most Interception Return Yards, Season, Opponent

400	2017
357	2013
294	2009
277	2002
267	2007
225	2005

Most Interception Return Yards, Game, Opponent

106	vs. Cincinnati, 11/3/02
103	vs. St. Louis, 10/13/13
99	at Tennessee, 9/21/08
98	at Seattle, 10/29/17
96	at San Diego, 10/28/07

INTERCEPTION RETURNS FOR TOUCHDOWN

Most Interceptions Returned for a Touchdown, Season

4	2014
3	2018
	2012
2	2017
	2015
	2004
	2002

Most Interceptions Returned for a Touchdown, Game

2	vs. Tennessee, 9/30/12
	at Pittsburgh, 12/8/02

Most Interceptions Returned for a Touchdown, Season, Opponent

5	2013
3	2009
	2005
	2003
2	2017
	2010

Most Interceptions Returned for a Touchdown, Game, Opponent

1	24x - last: at Seattle, 10/29/17
---	----------------------------------

TOTAL TURNOVERS

TAKEAWAYS

Most Takeaways, Season

34	2014 (20 int., 14 fum. recoveries)
30	2004 (22 int., 8 fum. recoveries)
29	2018 (15 int., 14 fum. recoveries)
	2012 (15 int., 14 fum. recoveries)
27	2009 (14 int., 13 fum. recoveries)

27	2011 (17 int., 10 fum. recoveries)
----	------------------------------------

Fewest Takeaways, Season

11	2013 (7 int., 4 fum. recoveries)
16	2005 (7 int., 9 fum. recoveries)
18	2010 (13 int., 5 fum. recoveries)
21	2002 (10 int., 11 fum. recoveries)

Most Takeaways, Game

6	at Tennessee, 12/2/12 (3 int., 3 fum. recoveries)
5	at Pittsburgh, 12/8/02 (2 int., 3 fum. recoveries)
	vs. Jacksonville, 9/28/03 (3 int., 2 fum. recoveries)
	vs. Oakland, 10/3/04 (3 int., 2 fum. recoveries)
	at Oakland, 12/3/06 (2 int., 3 fum. recoveries)
	at Cleveland, 11/23/08 (3 int., 2 fum. recoveries)

GIVEAWAYS

Most Giveaways, Season

38	2007 (21 int., 17 fum.)
32	2008 (20 int., 12 fum.)
31	2013 (22 int., 9 fum.)
29	2002 (15 int., 14 fum.)
28	2018 (17 int., 11 fum.)
	2009 (17 int., 11 fum.)

Fewest Giveaways, Season

16	2018 (9 int., 7 fum.)
17	2012 (13 int., 4 fum.)
18	2010 (12 int., 6 fum.)
20	2015 (12 int., 8 fum.)
20	2011 (9 int., 11 fum.)
22	2014 (13 int., 9 fum.)

Most Giveaways, Game

6	vs. Tennessee, 10/21/07 (3 int., 3 fum.)
5	at San Diego, 10/28/07 (4 int., 1 fum.)
	at Tennessee (OT), 10/29/06 (2 int., 3 fum.)
	at Buffalo, 9/11/05 (3 int., 2 fum.)
4	at Los Angeles, 11/12/17 (2 int., 2 fum.)
	vs. Jacksonville, 9/11/17 (1 int., 3 fum.)

SAFETIES

SAFETIES

Season

3	2002
2	2009
1	2017
	2014
	2013
	2012
	2016

Season, Opponent

2	2003
---	------

TEXANS RECORDS - REGULAR SEASON TEAM

2002

Game

1	vs. Cleveland, 10/15/17
	vs. Jacksonville, 12/18/16
	vs. Jacksonville, 12/28/14
	vs. Tennessee, 9/15/13
	vs. Baltimore, 10/21/12
	at Jacksonville, 12/6/09
	vs. Oakland, 10/4/09
	vs. Baltimore, 12/15/02
	vs. N.Y. Giants, 11/24/02
	vs. Dallas, 9/8/02

Game, Opponent

2	at Buffalo, 11/16/03
1	at Indianapolis, 12/31/17
	vs. Cincinnati, 11/23/14
	at Indianapolis, 12/15/13
	at Denver, 9/23/12
	vs. Baltimore, 11/9/08
	at Chicago, 12/19/04
	at Washington, 12/22/02
	at Jacksonville, 10/27/02

PENALTIES

PENALTIES

Most Penalties, Season

136	2002
124	2017
121	2003
112	2013
108	2012
107	2015
106	2005
	2004

Most Penalties, Game

14	at Jacksonville, 12/17/17
	at Indianapolis, 12/15/13
	at Jacksonville, 12/5/13
	at Baltimore, 9/22/13
	at Indianapolis, 12/1/02
13	vs. Indianapolis, 10/8/15
	at Indianapolis, 11/8/09
	at Seattle, 10/16/05

Fewest Penalties, Season

80	2008
82	2007
87	2017
90	2010
	2006

94 2014

Fewest Penalties, Game

1	vs. Tennessee, 9/30/12
	vs. Oakland, 10/4/09
	at Oakland, 12/21/08
	vs. Miami, 10/12/08
	vs. Indianapolis, 10/5/08
	at Pittsburgh, 12/8/02

Most Penalties, Season, Opponent

123	2004
122	2017
117	2018
116	2015
114	2016
105	2010
	2005

Most Penalties, Game, Opponent

14	at Cincinnati, 10/2/05
13	vs. Oakland, 10/3/04
	vs. Buffalo, 10/13/02
12	4x, last; vs. Buffalo 10/14/18

Fewest Penalties, Season, Opponent

81	2008
	2007
88	2011
90	2012
92	2009

Fewest Penalties, Game, Opponent

0	vs. New England, 12/1/13
1	at N.Y. Jets, 11/26/06
	vs. Cleveland, 10/30/05

Most Penalties, Season, Both Teams

238	2002
229	2004
223	2015
222	2018
217	2003
215	2013

Most Penalties, Game, Both Teams

24	Texans 14 at Baltimore 10, 9/22/13
24	Texans 11 vs. Buffalo 13, 10/13/02
23	Texans 9 at Cincinnati 14, 10/2/05
	Texans 14 at Indianapolis, 12/1/02

Fewest Penalties, Season, Both Teams

161	2008
163	2007
186	2006
187	2011
	2009

Fewest Penalties, Game, Both Teams

2	Texans 2 vs. New England 0, 12/1/13
3	Texans 1 at Oakland 2, 12/21/08

TEXANS RECORDS - REGULAR SEASON TEAM

4	Texans 1 at Tennessee 3, 12/27/15
4	Texans 2 at Jacksonville 2, 9/28/08
5	Texans 1 vs. Miami 4, 10/12/08

PENALTY YARDS

Most Yards Penalized, Season

1,138	2013
1,050	2017
1,011	2002
961	2003
928	2004
910	2015

Most Yards Penalized, Game

177	at Jacksonville, 12/5/13
129	vs. Indianapolis, 11/29/09
127	at Jacksonville, 12/17/17
	vs. Tennessee, 12/14/08
125	vs. Indianapolis, 10/8/15
124	vs. Indianapolis, 12/11/16
114	at Indianapolis, 12/15/13

Fewest Yards Penalized, Season

636	2007
664	2008
690	2010
761	2006
787	2018

Fewest Yards Penalized, Game

3	vs. Tennessee, 9/30/12
5	vs. Oakland, 10/4/09
	vs. Miami, 10/12/08
	vs. Indianapolis, 10/5/08
10	at Tennessee, 9/21/08

Most Yards Penalized, Season, Opponent

1,128	2017
991	2015
979	2004
955	2002

945	2018
863	2012

Most Yards Penalized, Game, Opponent

128	vs. Buffalo, 10/13/02
126	vs. Washington, 9/24/06
120	at Seattle, 10/29/17
117	2x - last: at Cincinnati, 10/2/05
105	at Philadelphia, 12/28/18
104	vs. Buffalo, 10/14/18

Fewest Yards Penalized, Season, Opponent

614	2007
659	2008
686	2011
728	2009
767	2003

Fewest Yards Penalized, Game, Opponent

0	vs. New England, 12/1/13
5	at N.Y. Jets, 11/26/06
	vs. Cleveland, 10/30/05
9	vs. N.Y. Jets, 10/19/03
10	vs. Chicago, 12/28/08
	at New England, 12/17/06

Most Yards Penalized, Season, Both Teams

2,178	2017
1,966	2002
1,947	2013
1,907	2004
1,901	2015
1,736	2012

Most Yards Penalized, Game, Both Teams

234	Texans 177 at Jacksonville 57, 12/5/13
207	Texans 90 at Cincinnati 117, 10/2/05
203	Texans 75 vs. Buffalo 128, 10/13/02
200	Texans 113 at Baltimore 87, 9/22/13
197	Texans 80 vs. Dallas 117, 9/8/02

TEXANS RECORDS - REGULAR SEASON TEAM

ATTENDANCE

ATTENDANCE

TOP 10 HOME ATTENDANCE

Attendance	Date	Opponent	Result
72,008	10/7/2018	Dallas	W, 19-16,(OT)
71,993	9/11/2016	Chicago	W, 23-14
71,908	12/13/2015	New England	L, 27-6
71,899	1/3/2016	Jacksonville	W, 30-6
71,897	11/27/2016	San Diego	L, 21-13
71,891	10/16/2016	Indianapolis	W, 26-23,(OT)
71,890	9/18/2016	Kansas City	W, 19-12
71,882	10/30/2016	Detroit	W, 20-13
71,848	12/30/2018	Jacksonville	W, 20-3
71,842	12/25/2017	Pittsburgh	L, 34-6

TOP 10 ROAD ATTENDANCE

Attendance	Date	Opponent	Result
91,159	10/5/2014	Dallas	L, 20-17, (OT)
88,240	9/19/2010	Washington	W, 30-27
79,088	10/8/2012	N.Y. Jets	W, 23-17
78,843	11/21/2010	N.Y. Jets	L, 30-27
78,485	11/5/2006	N.Y. Giants	L, 14-10
77,982	12/15/2018	N.Y. Jets	W, 29-22
77,875	12/5/2004	N.Y. Jets	L, 29-7
77,867	12/4/2016	Green Bay	L, 21-13
77,462	9/21/2014	N.Y. Giants	L, 30-17
77,433	9/26/2004	Kansas City	W, 24-21

OVERALL HOME ATTENDANCE

Year	Games	Total	Average
2002	8	559,322	69,915
2003	8	563,748	70,468
2004	8	565,192	70,649
2005	8	562,397	70,300

2006	8	561,469	70,184
2007	8	564,159	70,520
2008	8	563,364	70,421
2009	8	564,864	70,608
2010	8	568,643	71,081
2011	8	571,969	71,496
2012	8	573,321	71,665
2013	8	573,271	71,659
2014	8	574,132	71,767
2015	8	574,159	71,769
2016	8	574,947	71,868
2017	8	574,197	71,774
2018	8	574,439	71,805

OVERALL ROAD ATTENDANCE

Year	Games	Total	Average
2002	8	502,400	62,800
2003	8	497,942	62,242
2004	8	544,857	68,107
2005	8	532,541	66,568
2006	8	524,974	65,622
2007	8	515,869	64,483
2008	8	512,254	64,032
2009	8	484,976	60,622
2010	8	539,982	67,498
2011	8	487,733	60,967
2012	8	540,654	67,582
2013	8	530,412	66,302
2014	8	541,851	67,732
2015	8	524,655	65,581
2016	8	480,790	60,099
2017	8	506,250	63,281
2018	8	538,041	67,255