



1968 SAINTS PRESS
GUIDE \$1.00



for a great season

... use your NBC BankAmericard*. What is BankAmericard? It's the all-purpose, better-than-cash card the National Bank of Commerce is introducing to New Orleans. NBC's BankAmericard is the *only* credit card that New Orleans families can use for almost every purchase—in New Orleans and coast-to-coast. And everything you buy is billed to you by NBC on one monthly, itemized statement. Then you can pay for all your purchases with a single payment. Or, if you prefer, you can budget your payments over a period of several months for a small fee. BankAmericard is free to join.

And you don't have to be an NBC customer. For more information, call 482-5721. Or stop in at any NBC office.

THE **NATIONAL BANK OF COMMERCE**
IN NEW ORLEANS



*Service marks Owned and Licensed by BankAmerica Service Corporation

1968 New Orleans Saints Press Guide

TABLE OF CONTENTS

1968 Saints Schedule	2
Saints Travel Plans	2
Ticket Information	3
Club Director	4
John W. Mecom, Jr., President	5
Victor E. Schwenk, General Manager	6
Tom Fears, Head Coach	7
Assistant Coaches' Biographies	8-11
Henry Lee Parker, Chief Scout	12
1967 Saints Scores and Attendance Summary	12
1968 Saints Numerical Roster	13
1968 Veterans' Biographies	14-38
1968 Rookies' Biographies	39-42
Saints Draft Picks, 1967-68	43
Expansion Draft, 1967	44
'67 Season Participants; '67-68 Trades	45
'67 Notable Performances, Honors	46
The New Orleans Saints Story	47
Review of the '67 Season	49
'67 Final Statistics, Team	54
'67 Final Statistics, Individual	55
Saints Records	56
Opponents' Records	64
Two-Team Records	70
1968 NFL Regular Season Schedule	72-73
NFL Directory, '67 Final Standings, '68 Alignment	74
NFL Public Relations Directors	75
Saints' NFL Opponents	
Century Division: Cleveland, Pittsburgh, St. Louis	76-78
Capital Division: Dallas, New York, Philadelphia, Washington	79-82
Central Division: Chicago, Detroit, Green Bay, Minnesota	83-86
Coastal Division: Atlanta, Baltimore, Los Angeles, San Francisco	87-90
1967 All-NFL Selections	91
1967 NFL Statistical Leaders	92-93
Saints Entertainment Features, Mascot	94
Working Press Information	95
Saints on Radio, Television	96

THE COVER STORY: "Up, Up and Away" became almost as traditional for the Saints as "Saints Go Marchin' In"! Al Hirt and Pee Wee Spitelera, the Xavier University Choir, and the Hinds (Miss.) College Hi-Steppers and band try vainly to launch a giant hot-air balloon at the 1967 season opener at Tulane Stadium.

Note: The balloon finally flew — one week later!

Photo: William G. Richards

1968 SAINTS SCHEDULE

PRE-SEASON

Date	Game	Time
Aug. 1	Los Angeles (Anaheim)	8:05 p.m.
Aug. 10	BOSTON AT NEW ORLEANS	8:00 p.m.
Aug. 18	Houston (Houston)	2:00 p.m.
Aug. 24	CLEVELAND AT NEW ORLEANS	8:00 P.M.
Aug. 31	Atlanta (Atlanta)	8:00 p.m.
Sept. 6	Minnesota (Shreveport)	7:30 p.m.

REGULAR SEASON

Sept. 15	CLEVELAND	1:30 p.m.
Sept. 22	WASHINGTON	1:30 p.m.
Sept. 29	ST. LOUIS	1:30 p.m.
Oct. 6	Saints at New York Giants	1:30 p.m.
Oct. 13	MINNESOTA	1:30 p.m.
Oct. 20	Saints at Pittsburgh Steelers	1:15 p.m.
Oct. 27	Saints at St. Louis Cardinals	1:00 p.m.
Nov. 3	DALLAS	1:00 p.m.
Nov. 10	Saints at Cleveland Browns	1:30 p.m.
Nov. 17	Saints vs. Green Bay at Milwaukee	1:00 p.m.
Nov. 24	Saints at Detroit Lions	1:15 p.m.
Dec. 1	CHICAGO	1:00 p.m.
Dec. 8	Saints at Philadelphia Eagles	1:15 p.m.
Dec. 15	PITTSBURGH	1:00 p.m.

HOME GAMES IN CAPS.

All times listed as time of game in locality.

SAINTS TRAVEL PLANS

PRE-SEASON

SITE OF GAME

Anaheim, Calif. (Thurs., Aug. 1, 8 p.m.)
Houston, Tex. (Sun., Aug. 18, 2 p.m.)
Atlanta, Ga. (Sat., Aug. 31, 8 p.m.)
Shreveport, La. (Fri., Sept. 6, 7:30 p.m.)

REGULAR SEASON

New Orleans (Saturday night before all home games)
New York (Sun., Oct. 6, 1:30 p.m.)
Pittsburgh (Sun., Oct. 20, 1:15 p.m.)
St. Louis (Sun., Oct. 27, 1:00 p.m.)
Cleveland (Sun., Nov. 10, 1:30 p.m.)
Milwaukee (Sun., Nov. 17, 1:00 p.m.)
Detroit (Sun., Nov. 24, 1:15 p.m.)
Philadelphia (Sun., Dec. 8, 1:15 p.m.)

Hotel

Jolly Roger Inn
Warwick
Marriott
Shreveporter

Telephone

(714) 772-7261
(713) JA 6-1991
(404) 688-6500
(318) 635-0544

The Hilton Inn (504) 721-3471
Marriott, Saddle Brook, N.J. (201) 843-9500
Hilton (412) 391-4600
Bel Air East (314) MA 1-7900
Sheraton Cleveland (216) TO 1-8000
Milwaukee Inn (414) 276-8800
Holiday Inn, Downtown (313) 965-0171
Sheraton Philadelphia (215) LO 8-3300

The New Orleans Saints will fly via Braniff charters to all games with the exception of Anaheim. They will travel from San Diego to Anaheim by bus. During the regular season, the Saints charters will depart from New Orleans Saturday and will reach the destination by late afternoon. The team returns to New Orleans immediately after the games.

Plans call for the Saints' publicist to arrive in each city on Tuesdays before Sunday games; he will stay at the hotels listed above, and return to New Orleans with the team after the game.

SAINTS TICKET INFORMATION

SEASON TICKET SALE

From a season ticket sales total of 33,400 for the 1967 season, the New Orleans Saints had sold 36,500 season tickets by mid-summer of 1968. Late summer sales may well push the 1968 sale past the 40,000 mark.

TICKET PRICES

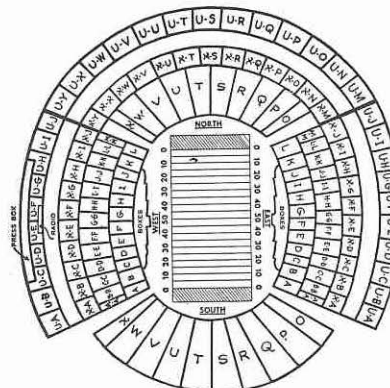
Season*	Single Game
Sold Out	Box Seats Sold Out
\$52.00	Sideline \$6.50
\$40.00	Adult End Zone \$5.00
\$ 8.00	Student End Zone \$1.00

(18 and under when accompanied by an adult)

*Based on eight-game home season, including final home pre-season game.

TICKET OFFICE

The main New Orleans Saints ticket office is located at 944 St. Charles Ave., New Orleans, La., 70130. Office hours are 9 a.m. to 8 p.m., Monday through Saturday the weeks preceding home games. Other weeks, hours are 9 a.m. to 5 p.m. Telephone number is (504), 523-4174.



Tulane Stadium Diagram
Seating Capacity: 80,997

Mail orders will be accepted when accompanied by a check for the amount of the tickets plus 50 cents for handling.

SINGLE GAME TICKET SALES LOCATIONS

NEW ORLEANS AREA

Saints Ticket Office

D. H. Holmes Stores, all branches

Schwegmann's Stores, all locations

Dooky Chase's, 2301 Orleans Ave.

Mason's Motel Americana, South Claiborne

Dave's Men's Wear, 316 Williams Blvd., Kenner

BATON ROUGE

D. H. Holmes Stores,

all branches

Sears-Roebuck

1968 NEW ORLEANS SAINTS CLUB DIRECTORY

PARTNERS

Henry Zac Carter
Alvin Griesedeck, Jr.
Al Hirt
Sam Israel, Jr.
Walter McIlhenny

John W. Mecom, Jr., President
John W. Mecom, Sr.
Robert M. Monsted, Treasurer
Edward B. Poitevent, Chairman
George G. Westfeldt, Jr.
Roger Wilson

CORPORATE OWNERS

Z. W. Bartlett
Joseph Bernstein
Joseph B. David III
C. C. Dejoie, Jr.
Hugh M. Evans, Sr.
Norman Francis
Richard L. Hindermann

Moreau Jumonville
Sinclair Kouns
Lawrence A. Merrigan
J. Douglas Nesom
Charles Rosen II
R. O. Rush
William H. Wright, Jr.

ADMINISTRATIVE STAFF

President	John W. Mecom, Jr.
General Manager	Victor E. Schwenk
Director of Public Relations, Promotions	William Smyth
Publicity Director	Ed Staton
Publications Director	Patricia L. Cross
Staff Photographer	Erby Aucoin
Entertainment Director	Tommy Walker
Public Relations Counsel	David M. Kleck & Associates
Player Relations	George Owen
Business Manager	Eddie Jones
Ticket Manager	Henry Simoneaux
Chief Scout	Henry Lee Parker
Personnel Scout	Ray Newman
Personnel Scout	Dave Smith
Personnel Scout	Al Tabor

Office Address: 944 St. Charles, New Orleans, La. 70130

Phone: 504 / 524-1421

COACHING STAFF

Head Coach	Tom Fears
Offensive Assistants	George Dickson
	Brad Ecklund
	Bob Shaw
Defensive Assistants	Walt Yowarsky
	Jack Faulkner
	Ed Khayat
	J. D. Roberts
Team Physician	Dr. Ken Saer
Trainer	Warren Ariail
Assistant Trainer	Bill Cuthbertson
Equipment Manager	Charlie Shepherd

Office Address: 6928 Saints Ave., Metairie, La. 70003

Phone: 504 / 888-6565

MISCELLANEOUS

Stadium	Tulane (80,997)
Team Colors	Old Gold, Black and White
Home uniform	White jerseys
Road uniform	Black jerseys



**JOHN W.
MECOM, JR.**

President

The Saints' President and principal owner, John W. Mecom, Jr. is totally involved with the New Orleans Saints, and dedicated to the organization's avowed purpose of bringing the very best professional football production to the second-year team's devoted fans.

Since Mecom was awarded the NFL's franchise in New Orleans, in December, 1966, he has devoted all his efforts into building a successful operation. The NFL's youngest owner, 29, takes an active role in the administration of the club's activities; he may frequently be found working out with the players (and to those who don't recognize him, he's often mistaken for one); and he's the team's most interested fan during the games. As one NFL player observed, "He seems to have more fun out of his team than any other owner."

Mecom has also become vitally involved in New Orleans and Louisiana business and civic activities. Though the Mecoms maintain a home in their native Houston, the family spends a majority of their time in New Orleans. In addition to the Saints, the family has extensive oil and sulphur holdings in Louisiana.

John serves on the Board of Regents of Loyola University and is a member of the board of directors for Louisiana and Southern Life Insurance Company. Among the major awards the young sportsman has received recently are the V.F.W. Sportsman of the Year (1967), and the Pioneer Award presented by the 100% Wrong Club of Atlanta.

The Mecoms' (John, Jr. works with his father as his assistant and co-owner) varied business interests, in addition to those already mentioned, include hotels, ranches, plastics, pump manufacturing, and a wildlife preserve.

John W. Mecom, Jr. attended the University of Oklahoma and the University of Texas, and is a member of Sigma Alpha Epsilon. During undergraduate days at Oklahoma, John met his wife, the former Katsy Mullen-dore of Pawhuska, Okla. They were married in 1962, and have three children, John W. Mecom III, 4, Katsy Kathleen, 1½, and Mary Elizabeth, born in April, 1968.

Outside of football, his favorite sport is racing. He's an expert speed-boat driver, and most auto racing fans are aware of his success as the owner of some famed Indianapolis 500 entries. He currently serves on the board of directors of the United States Auto Club.

Although John W. Mecom, Jr. is the principal stockholder, more than 20 Louisianans long prominent in sports, civic and business circles hold shares in the NFL's newest club.



**VICTOR E.
SCHWENK**
General Manager

The first major employee hired by the Saints, Victor E. Schwenk, was named the club's general manager in March. Schwenk had served as director of player personnel since December of 1966, and therefore was instrumental in helping to build the new team by supervising the expansion draft, and serving through two collegiate drafts.

Schwenk began his football career at UCLA where he was a member of the 1947 Rose Bowl team which was defeated by Illinois, 45-14. He later transferred to Occidental College. Upon completion of college, he entered the coaching field as head coach at Colton High School and San Marino High School for 10 years. From 1960 through 1963, he served as head coach of Occidental where he compiled a 23-12 record and won two conference titles.

He began his association with the National Football League in 1954, working with the Los Angeles Rams as a part-time personnel scout. In 1963, he was appointed the Rams' Director of Player Personnel, and in 1964, he was appointed offensive coach. In 1966, Schwenk accepted the position of general manager for the Edmonton Eskimos of the Canadian League.

Because of illness in his family, he returned to Los Angeles and served as special game scout under Coach George Allen of the Rams for the 1966 season. At the close of this season, he joined the Saints.

Schwenk and his wife, Arlene, have three daughters and make their home in Metairie, a suburb of New Orleans.



TOM FEARS
Head Coach

Tom Fears, in his first head coaching position, took charge of the expansion New Orleans Saints and painstakingly molded them into a competitive, respected entry during the team's first year in the National Football League.

Fears started his coaching career in 1959 at Green Bay under Vince Lombardi, but he switched to the Los Angeles Rams in 1960 and 1961. Then he was back at Green Bay in 1962 and he remained there through the 1965 season, when he joined the staff of the Atlanta Falcons as chief offensive coach.

More than one NFL star can credit a good part of his success to the work Tom Fears put into helping him become a great player. At Green Bay, it was Boyd Dowler, who was rookie-of-the-year in 1959, and Ron Kramer, an all-pro tight end in 1962 and 1963. At Los Angeles, it was Del Shofner, who won all-pro honors for the first time in 1960, and Red Phillips, an all-pro receiver and pass catching-leader in 1961. In time, perhaps a Saints receiver will be added to this impressive list.

It shouldn't have been surprising that Fears could turn out such outstanding receivers, because as a player, Fears knew few equals. He became the first and only player ever to lead the NFL in receiving in his rookie season and he did it in his first three. He caught 51 passes as a rookie and then broke Don Hutson's then-standing record with 77 catches in 1949. The next year, Fears broke his own record with 84 receptions. He continued playing with the Rams through the 1956 season.

Fears' pre-pro days include two years at Santa Clara in 1941 and 1942, three years in the U. S. Air Force during World War II, and two years at UCLA in 1946 and 1947. Fears, who participated in the Air Force's pilot training program, captained the Second Air Force's famous Superbomber eleven in 1944 and 1945.

Born December 3, 1923, in Los Angeles, Fears and his wife, LuElla, have six children. They are Kathleen 15, Patrick 13, Katie 14, Denny 12, Jono 10, and JoJo 8.



GEORGE DICKSON
Chief Offensive Coach

Head man of the Saints' offensive coaching staff is George Dickson, a veteran of 19 years of coaching and Tom Fears' first choice as an assistant on the Saints' staff.

Dickson, born September 27, 1924, in Boston, played halfback and quarterback behind Johnny Lujack and George Ratterman at Notre Dame, graduating in 1950. Before his college grid days, he had served with the U.S. 101st Airborne Division in the Battle of the Bulge at Bastogne. He was also middleweight boxing champion in the 101st Airborne division and at Notre Dame.

As a coach, Dickson has served as an assistant at Notre Dame, Oklahoma, Southern California and the College of the Pacific as well as some smaller colleges and junior colleges. He served under Frank Leahy at Notre Dame, where he coached Paul Hornung and Ralph Guglielmi. He served under Bud Wilkinson at Oklahoma and, at COP, he coached Dick Bass.

Dickson was an assistant coach with the Oakland Raiders of the American Football League in 1960 and 1961 and then was with the Denver Broncos as a defensive backfield coach in 1964 and 1965. He moved to the Atlanta Falcons as an offensive coach last year and became the Saints' first assistant coach just one day after Fears received his appointment as head coach.

Dickson is single.



WALT YOWARSKY
Offensive Line Coach

Second-year man on the Saints' offensive coaching staff is Walt Yowarsky, an original member of the Minnesota Vikings' coaching staff who worked six years with the Vikings under Coach Norm Van Brocklin.

Yowarsky was an outstanding tackle for the University of Kentucky during his college days and was named the Most Valuable Player in the January, 1951, Sugar Bowl game when the Wildcats upset Oklahoma, 13-7, to end a 33-game Sooner win streak.

Walt was drafted as a second-round choice by the Redskins in 1951 and he played until early in the 1952 season, when he entered the Air Force for two years. He served in West Germany as an air base athletic officer and also coached the line for an Air Force eleven.

He rejoined the Redskins in 1954 and in 1955 he was traded to Detroit as part of a four-player deal. Midway in the 1955 campaign, New York acquired Yowarsky and he played with the Giants until mid-1958, when he went to San Francisco to conclude his playing career. Before starting his coaching stint at Minnesota, Yowarsky served the Giants two years as a scout and assistant coach.

A native of Cleveland, Yowarsky is 40. He and his wife, Bobbie, have two children, Michael 10, and Lisa 7.



BRAD ECKLUND
Interior Offensive Line Coach

The only addition to the Saints' coaching staff for 1968 is Brad Ecklund whom Fears charged with interior offensive line coaching duties this spring.

For the past two seasons, Ecklund served on the staff of the Atlanta Falcons as offensive line coach. He entered professional football coaching in 1960 with the Dallas Cowboys as both offensive and defensive line coach. In 1964 and '65, he served as an NFL scout for the Central Eastern Personnel Organization (CEPO).

Ecklund played his college football at the University of Oregon although his career was interrupted by four years' duty in the Marines. In 1949, he played with the New York Yankees of the All-America Conference. The team became the Dallas Texans and he spent one year there. His final year, 1953, was spent in Baltimore. Ecklund was an outstanding center and played in the original Pro Bowl game against the Cleveland Browns.

Following his playing days, he coached at the high school level in Oregon for four years, and then served as an assistant at the University of Oregon before joining the pro ranks.

In announcing the addition of Ecklund to his staff, Fears pointed out that Ecklund has great teaching abilities and patience, and would be an asset to the Saints particularly after having served on the staffs of both the Cowboys and Falcons in their first seasons in the NFL.

The 46-year-old Ecklund and his wife Ruth have three children.



BOB SHAW
Receiver Coach

Receiver coach Bob Shaw, came to the Saints from the Toronto Argonauts of the Canadian League, where he had been head coach the last two seasons.

Shaw, 44, is a former all-America football and basketball at Ohio State. A big man at 6-4 and 240 pounds, he played professional basketball for the Toledo Jeeps in the NBA but football was his game, as can be evidenced by an eight-year pro playing career and a 15-year coaching career.

Bob was a member of the Cleveland Rams world championship team in 1945 and later was a member of the Rams' western division championship team in 1949 after the Rams had moved to Los Angeles. A broken neck suffered late in the 1947 season kept him out of action in 1948.

Shaw's greatest day as a professional football player came in 1950 when, as a member of the Chicago Cardinals team, he caught five touchdown passes, an NFL record that still stands. He played at Calgary in 1951 and 1952 and at Toronto in 1953.

After coaching high school football in Ohio, Shaw saw service as a head coach at New Mexico Military Institute, as an assistant coach with both the San Francisco 49ers and the Baltimore Colts and as a head coach with the Saskatchewan Roughriders before joining the Toronto staff.

Shaw, a native of Richmond, Ohio, and his wife, Mary, have two children, Webb 16, and Amy 9.



JACK FAULKNER
Chief Defensive Coach

Jack Faulkner is the man Tom Fears selected to mastermind the Saint's defense.

Faulkner is a former head coach and general manager of the Denver Broncos of the American Football League. Faulkner guided the Broncos to their best season ever with a 7-7 record in 1962 and was named AFL Coach of the Year in that season.

After leaving the Broncos, Faulkner served a year as defensive backfield coach with the Minnesota Vikings and then saw duty in the personnel and scouting department of the Los Angeles Rams in 1966.

Faulkner, a native of Youngstown, Ohio, and a graduate of Miami University of Oxford, Ohio, lettered in football, baseball and track at Miami and, at the same time, began a long association with Sid Gillman, presently head coach-general manager of the San Diego Chargers.

Faulkner started his coaching career under Gillman as an assistant at the University of Cincinnati in 1955. When Gillman joined the Los Angeles Rams as head coach in 1956, Faulkner went as an assistant.

Gillman took over as head coach of the Los Angeles Chargers in the AFL's first year in 1960 and Faulkner went too. When the Chargers moved to San Diego, Faulkner did, too, but his long association with Gillman ended in 1962 when Faulkner joined the Denver staff.

Jack and his wife, Betty, have two children, Cathy 16, and Jon 5.



ED KHAYAT
Defensive Line Coach

Youngest member of the Saints' coaching staff is Ed Khayat, named to assist Jack Faulkner as the Saints' defensive line coach.

Khayat, 32, is in his second year as a coach after an illustrious playing career in college and two professional football leagues.

A native of Moss Point, Miss., Khayat attended Millsaps College in Jackson, Miss., for one season and then attended one year at Perkinson, Miss., Junior College. He then transferred to Tulane to complete his last two seasons of varsity football.

Khayat was signed by the Washington Redskins as a free agent in 1957 and then spent nine seasons in the National Football League more or less shuttling back and forth between the Redskins and the Philadelphia Eagles.

Ed played with the Redskins in 1957, 1962 and 1963 and saw service with the Eagles from 1958 through 1961 and again in 1964 and 1965. He completed his active playing career with the Boston Patriots in the American Football League. As a professional, Khayat played both defensive end and defensive tackle and is well qualified to help develop the fledgling Saints' defensive forces.

Ed was married in May, 1966, to the former Miss Deborah Dearing.



J. D. ROBERTS
Linebacker Coach-Scout

J. D. Roberts, the Saints' linebacker coach, joined the Saints in the spring of 1967 as a personnel scout. During the first training camp, Roberts began tutoring the linebackers, and assumed those additional duties during the 1967 season. He also scouts the Saints' opponents during championship play.

Roberts, 35, was born in Oklahoma City, but raised in Dallas where he attended Jesuit High School. He entered the University of Oklahoma, and was a member of their national championship team in 1950. He was an all-American guard, on both offense and defense, in 1952 and 1953, under Coach Bud Wilkinson.

After playing with Hamilton in the Canadian League in 1954, Roberts served in the Marines two years. He played in 1955 with the Quantico, Va. service team, and served the team in 1956 as player-coach.

He began his coaching career at the University of Denver as line coach in 1957. The next year, he returned to Oklahoma as an assistant coach.

In 1960, Roberts served as defensive coach at the U.S. Naval Academy, and moved to Auburn as offensive line coach in 1961. The next year, he joined the staff at the University of Houston where he served from 1962 through 1964.

Prior to joining the Saints, Roberts spent 1965 and 1966 scouting for the New York Jets.

Roberts and his wife June have five children.



WARREN ARIAIL
Trainer

Warren Ariail assumed duties as the Saints trainer early in 1968 after many years of experience in college athletics. Ariail had been head trainer at Indiana since 1961.

The native of Eutawville, S.C., is a graduate of Wofford College and a veteran of four years' service with the Marine Corps in World War II. He has served as head athletic trainer at Wofford, Wake Forest College and Iowa State University in addition to the University of Indiana. He also worked with the U. S. Olympic wrestling team in 1960 during that team's training period in this country.

Ariail and his wife Sue have three children, and are now making their home in New Orleans.



CHARLIE SHEPHERD
Equipment Manager

The Saints' Equipment Manager is 30-year-old Charlie Shepherd, a native of Atlanta, Ga. Shepherd served as the Atlanta Falcon's assistant equipment man during 1966. Before his assignment with Atlanta, he was in the sporting goods business.

Charlie and his wife Mary Ann are the parents of Amanda Regina, 2.

HENRY LEE PARKER, Chief Scout



When former Director of Player Personnel Vic Schwenk assumed the role of Saints' General Manager, he elevated Henry Lee Parker to Chief Scout for the Saints. Parker had served under

Schwenk in that department since March, 1967.

Parker is a native of Holly Springs, Miss. He played college football at Mississippi State, and upon his graduation in 1948, spent one year coaching at Corinth (Miss.) High School, and seven years at Natchez High School.

He joined the coaching staff at Mississippi State in 1956, and remained there as an assistant for eleven years.

Parker directs the Saints' scouting force, and covers colleges in the Southeastern part of the country. Serving under Parker are three full-time scouts, Ray Newman, Dave Smith and Al Tabor, as well as three additional area scouts assigned by Quadra, a scouting combine shared by Dallas, Los Angeles, San Francisco, and New Orleans.

Parker, his wife Martha Anne and daughters Susan, 15, and Kathy, 9, have recently moved from Starksville, Miss. to their new home in Slidell, La.

1967 SAINTS SCORES

DATE	OPPONENT	SITE	SAINTS	OPP.	ATT.	ACCUM. ATT.	WEATHER
PRE - SEASON GAMES							
Aug. 2 (N)	Los Angeles	Anaheim, Calif.	7	16	26,364	26,364	Clear, 77°
Aug. 12 (N)	St. Louis	Shreveport, La.	23	14	25,500	51,864	Clear, 76°
Aug. 19 (N)	Pittsburgh	Baton Rouge, La.	20	17	35,000	86,864	Cloudy, 73°
Aug. 26 (N)	San Francisco	Portland, Ore.	24	10	23,348	110,212	Clear, 76°
Sept. 2 (N)	Miami (AFL)	Charleston, S.C.	20	17	11,214	121,426	Clear, 75°
Sept. 9 (N)	Atlanta	Tulane Stadium	27	14	67,486	188,912	Cloudy, 78°
Won 5, Lost 1, Tied 0		Points Scored 121	Points Against 88				
(N) Night game							

REGULAR SEASON GAMES

Sept. 17	Los Angeles	Tulane Stadium	13	27	80,879*	80,879	Clear, 86°
Sept. 24	Washington	Tulane Stadium	10	30	74,937	155,816	Clear, 82°
Oct. 1	Cleveland	Tulane Stadium	7	42	77,045	232,861	Clear 76°
Oct. 8	New York	New York	21	27	62,670*	295,531	Cloudy, 58°
Oct. 15	Dallas	Dallas	10	14	52,562	348,093	Rain, 73°
Oct. 22	San Francisco	San Francisco	13	27	34,285	382,378	Cloudy, 51°
Oct. 29	Pittsburgh	Tulane Stadium	10	14	68,911	451,289	Cloudy, 75°
Nov. 5	Philadelphia	Tulane Stadium	31	24	59,596	510,885	Fair, 52°
Nov. 12	Dallas	Tulane Stadium	10	27	83,437*	594,322	Clear, 72°
Nov. 19	Philadelphia	Philadelphia	21	48	60,751*	655,073	Windy, 47°
Nov. 26	Atlanta	Tulane Stadium	27	24	83,437*	738,510	Fair, 79°
Dec. 3	St. Louis	St. Louis	20	31	41,171	779,681	Clear, 35°
Dec. 10	Baltimore	Baltimore	10	30	60,238*	839,919	Rain, 38°
Dec. 17	Washington	Washington	30	14	50,486*	890,405	Clear, 35°
Won 3, Lost 11, Tied 0		Points Scored 233	Against 379				

ATTENDANCE SUMMARY

	Attendance	Average		Attendance	Average
All 20 Games	1,079,317	53,966	Regular Season (14)	890,405	63,600
Pre-Season Away (5)	121,426	20,285	Home (7)	528,242	75,463
Pre-Season Home (1)	67,486	67,486	Away (7)	362,163	51,738


1968 SAINTS NUMERICAL ROSTER

NO.	NAME	POS.	HT.	WT.	AGE	NFL EXP.	COLLEGE
0	Obert Logan	DB	5-10	180	26	4	Trinity (Texas)
10	Charlie Durkee	K	5-11	165	24	2	Oklahoma State
11	Ronnie Lee South	K-QB	6-1	195	23	1	Arkansas (D-5)
12	Tom McNeill	Punt	6-1	195	26	2	Stephen F. Austin
16	Bo Burris	DB	6-3	195	23	2	Houston
17	Bill Kilmer	QB	6-0	205	28	7	UCLA
19	Gary Wood	QB	5-11	188	26	5	Cornell
20	George Youngblood	DB	6-3	205	23	3	Los Angeles State
21	John Douglas	DB	6-1	195	23	2	Texas Southern
22	Charlie Brown	RB	5-10	196	22	2	Missouri
23	Dave Whitsell	DB	6-0	185	32	11	Indiana
24	Elijah Nevett	DB	6-0	185	24	2	Clark College
25x	Jim Tomlin	DB	5-11	186	22	1	Stephen F. Austin (FA)
27	Walt Roberts	FI	5-10	163	26	5	San Jose State
28	Ross Fichtner	DB	6-0	185	29	9	Purdue
29	Gene Howard	SE	6-0	190	21	1	Langston Okla (D-7b)
30	Les Kelley	LB	6-3	233	23	2	Alabama
31	Jim Taylor	RB	6-0	220	32	11	LSU
32	Tom Barrington	RB	6-1	213	24	4	Ohio State
33	Randy Schultz	RB	6-0	210	24	3	St. College of Iowa
35	Ted Davis	LB	6-1	232	26	5	Georgia Tech
36	Don McCall	RB	5-11	195	23	2	USC
37	Steve Stonebreaker	LB	6-3	225	29	6	Detroit
38	Tony Baker	RB	5-11	230	23	1	Iowa State (FA)
39	Ernie Wheelwright	RB	6-3	236	28	5	Southern Illinois
42	John Gilliam	SE	6-1	190	23	2	So. Carolina State
43	Darrell Hoover	DB	6-2	200	23	1	Arizona State (FA)
45	Elbert Kimbrough	DB	5-11	197	29	7	Northwestern
46	Dan Abramowicz	SE	6-1	197	23	2	Xavier (Ohio)
50	Jake Kupp	G	6-3	233	27	5	Washington
53	Dave Simmons	LB	6-4	245	25	4	Georgia Tech
54	Joe Wendryhoski	C	6-2	245	28	5	Illinois
55	Jackie Burkett	LB	6-4	228	31	8	Auburn
56	Jim Ferguson	C-LB	6-4	240	25	1	USC (D-17)
57	Dick Swatland	G	6-1	240	22	1	Notre Dame (D-8)
59	Fred Whittingham	LB	6-2	240	28	4	Cal Poly (SLO)
60	Brian Schweda	DE	6-3	250	25	3	Kansas
61	Del Williams	G	6-2	245	22	2	Florida State
63	Roy Schmidt	G	6-3	250	26	2	Long Beach State
66	Bill Cody	LB	6-1	227	24	3	Auburn
68	Joe Blake	G	6-2	278	23	1	Tulsa (D-9)
72	Earl Leggett	DT	6-3	265	34	11	LSU
73	Jerry Sturm	T	6-3	265	31	2+	Illinois
74	Mike Tilleman	DT	6-6	280	24	3	Montana
75	Dave McCormick	T	6-6	250	25	3	LSU
75x	Willie Crittendon	OT-DT	6-5	275	23	1	Tulsa (D-4a)
76	David Rowe	DT	6-7	280	23	2	Penn State
77	Ray Rissmiller	T	6-4	250	26	2	Georgia
78	Jerry Jones	DT	6-4	265	24	3	Bowling Green
79	Lou Cordileone	DE	6-0	255	30	5	Clemson
81	Doug Atkins	DE	6-8	270	38	16	Tennessee
82	Dave Parks	SE	6-3	203	26	5	Texas Tech
84	Jim Hester	TE	6-4	235	23	2	North Dakota
85	Ray Poage	FI	6-3	205	27	5	Texas
86	Dan Colchico	DE	6-4	245	29	7	San Jose State
87	Monty Stickles	TE	6-4	235	30	9	Notre Dame
88	Dave Szymakowski	FI	6-2	198	22	1	West Texas State (D-3)
89	Kent Kramer	TE	6-4	235	24	3	Minnesota

†Player has additional year(s) experience in A. F. L.

xIndicates duplicate number.

THE 1968 SAINTS' VETERANS



ABRAMOWICZ, DAN

6-1, 197, Split End, 2nd Year, Xavier (Ohio)
Born July 13, 1945, at Steubenville, Ohio
Joined Saints: Draft Choice #17a, 1967

PRO: Sensation as a rookie with Saints after starting as an obscure rookie . . . After catching only nine passes in first six games, Abramowicz went on to catch 41 in the next eight games . . . Top game was against Pittsburgh with 12 catches . . . Named Saints' offensive player of the year by the Touchdown Club of New Orleans . . . Named Outstanding Offensive Lineman and Outstanding Rookie by Saints and Sinners Grid Club.

COLLEGE: A three-year letterman at Xavier University . . . His career totals of 120 catches for 1685 yards and 14 touchdowns are Xavier records . . . Top season was junior year with 68 receptions for 738 yards and 10 touchdowns.

PERSONAL: Attended Catholic Central High School in Steubenville, Ohio . . . A physical education major at Xavier and a high 'B' student . . . Lives in New Orleans in off-season . . . Married (Claudia) . . . One son, Daniel, born in November, 1967.

PROFESSIONAL RECORD									
RECEIVING					SCORING				
Year	No.	Yds.	Avg.	TD	Year	TD	PAT	FG	Total
1967	50	721	14.4	6	1967	6	0	0	36



ATKINS, DOUG

6-8, 270, Defensive End, 16th Year, Tennessee
Born May 8, 1930, at Humboldt, Tennessee
Joined Saints: Trade with Chicago, 1967

PRO: Enjoyed a good season in New Orleans in 1967 after being obtained in a trade in July that sent Don Croftcheck to Chicago for Atkins and Herman Lee . . . A No. 1 draft choice of the Cleveland Browns in 1953 . . . Played two years with the Browns, then was traded to Chicago, where he played for 14 seasons . . . All-Pro in 1960, 1961 and 1963 and in the Pro Bowl game eight of the last 11 years . . . One of the all-time great defenders in the NFL.

COLLEGE: Came to Tennessee as a basketball player, but was talked into going out for football . . . UPI and INS All-America in 1952 and AP All-South that same year.

PERSONAL: Now calls Knoxville, Tennessee, home . . . Married (Joyce Gay). . . Three children, Dalton 13, Neil 10, and Kent 7.



BARRINGTON, GEORGE THOMAS (Tom)

6-1, 218, Running Back, 3rd Year, Ohio State
Born January 29, 1944, at Lima, Ohio
Joined Saints: Expansion Draft, 1967
(from Washington)

PRO: Used as a swing man between halfback and fullback with the Saints, appearing in all 14 games. Selected No. 3 in 1965 draft by Washington and No. 16 by Kansas City in the AFL draft . . . Saw limited action in Washington in rookie season.

COLLEGE: Rushed for 554 yards senior year at Ohio State (4.0 average) . . . Was fifth in the nation in kickoff returns with 34.3 yards average for 14 returns as a senior . . . Played in the 1966 East-West Shrine Game, Hula Bowl and Coaches All-American game . . . All Big Ten in 1965.

PERSONAL: Attended Lima, Ohio, high school . . . Also starred in track and basketball in high school . . . Lives in New Orleans in off-season . . . Married (Judy).

PROFESSIONAL RECORD									
(Washington in 1966, New Orleans in 1967)									
RUSHING					RECEIVING				
Year	No.	Yds.	Avg.	TD	Year	No.	Yds.	Avg.	TD
1966	10	37	3.7	0	1966	2	23	11.5	0
1967	34	131	3.6	0	1967	4	50	12.5	0
TOTAL	44	168	3.8	0	TOTAL	6	73	12.2	0



BROWN, CHARLES ROBERT (Charlie)
 5-10, 195, Running Back, 2nd Year, Missouri
 Born October 16, 1945, in Jefferson City, Missouri
 Joined Saints: Draft Choice #10a, 1967

PRO: Sat out most of rookie season with knee injury . . . Surgery performed in July . . . Did play last three games and scored touchdowns in each of his first two pro games.

COLLEGE: All-Big Eight in 1965 and 1966 . . . Played in Hula Bowl and Shrine East-West game after senior season . . . Rushed for 1830 yards in three seasons, second high career mark in Missouri history . . . Rushed for 120 yards in Sugar Bowl, 1966, vs. Florida.

PERSONAL: Attended Jefferson City High School where he starred in football, basketball and track . . . Physical education major at Missouri . . . Lives in St. Louis, Mo., in off-season . . . Married (Shirley).

PROFESSIONAL RECORD

RUSHING					RECEIVING				
Year	No.	Yds.	Avg.	TD	Year	No.	Yds.	Avg.	TD
1967	8	16	2.0	2	1967	3	23	7.7	0



BURKE, VERN
 6-4½, 227, Tight End, 5th Year, Oregon State
 Born April 30, 1941 at San Luis Obispo, Calif.
 Joined Saints: Free Agent, 1967

PRO: Picked up by the Saints early in '67 after being cut by the Atlanta Falcons . . . Shared tight end duties with Kramer, Hester and Poage until injury put him out of action . . . Future draft choice of both the 49ers and Raiders in '62, spent '64 and '65 with San Francisco before going to Atlanta for 1966.

COLLEGE: Named West Coast Most Valuable Player in 1963 . . . Named to 1962 All-American team, and was consensus all-America pick in '63 . . . Played in '63 East-West game, and named outstanding lineman. Also played in Hula Bowl . . . Outstanding player in Junior Rose Bowl while at Bakersfield J. C.

PERSONAL: Native of Bakersfield, Calif. where he lettered four years in baseball, football and basketball at North High School . . . Career plans include real estate and insurance . . . Married (Linda).



BURKETT, WALTER JACKSON (Jackie)
 6-4, 228, Linebacker, 8th Year, Auburn
 Born December 16, 1936, at Thorsby, Alabama
 Joined Saints: Expansion Draft, 1967
 (from Baltimore)

PRO: Only Saints linebacker to play in all 14 games last year . . . Burkett played as a regular right linebacker and then moved to left linebacker when Stonebreaker was injured . . . Had three vital interceptions during season . . . Drafted No. 1 as a future choice by Baltimore in 1959, in the original draft by the New York Titans a year later . . . Plagued by injuries through part of his Baltimore career, but mighty good when injury-free, as he was in 1967.

COLLEGE: A two-time all-Conference and all-American at center and linebacker in college.

PERSONAL: Attended Choctawhatchee High School in Shalimar, Florida, where he starred in football, basketball and baseball . . . Received degree in forestry from Auburn in 1960 . . . Hobbies are golf and fishing . . . Now lives in New Orleans in off-season . . . Married (Jacqueline) . . . Two children, Walter Jackson III 9, Jonathan 7.



BURRIS, JAMES ENGLAND (Bo)
 6-3, 195, Safety, 2nd Year, Houston
 Born October 16, 1944, at Luling, Texas
 Joined Saints: Draft Choice No. 2a, 1967

PRO: Stayed on the Saints active roster throughout 1967 season and showed steady improvement as a backup safety as the season progressed.

COLLEGE: An outstanding athlete at Houston, where he set virtually every total offense and passing record of that University . . . As a senior, he was 10th in nation in total offense with 1846 yards and 26 touchdowns accounted for on 274 plays. His career totals show 440 passes attempted, 203 passes completed, 3248 yards gained passing and 35 TD passes . . . Played in the North-South game in Miami and in the College All-Star game in Chicago after senior season . . . An extremely versatile athlete, he high-jumped 6-4 in high school track competition . . . Also played right field on the Houston baseball team . . . Shoots golf in the 70s.

PERSONAL: Lettered in football, baseball and track at Brazos Port High School in Freeport, Texas . . . Majored in general business administration at Houston . . . Married last December 29 (Sarah).



CODY, WILLIAM E. (Bill)

6-1, 227, Linebacker, 3rd Year, Auburn
Born August 2, 1944, at Greenwood, Mississippi
Joined Saints: Expansion Draft, 1967 (from Detroit)

PRO: Knee surgery in July kept him out of the lineup until almost mid-season but he performed well once he got into action.

COLLEGE: Three-time all-Southeastern Conference in 1963, 1964 and 1965 . . . All-American in 1965 . . . Defensive Player of the Year in the Southeastern Conference in 1965 . . . Played in the Senior Bowl in 1966.

PERSONAL: Attended William R. Boone High School in Orlando, Fla. . . . Lettered in football, basketball and track in high school . . . Received degree in biological science from Auburn . . . Married (Michelle).



COLCHICO, DAN

6-4, 245, Defensive End, 7th Year, San Jose State
Born May 27, 1939 at Port Chicago, Calif.
Joined Saints: Trade with San Francisco, 1968

PRO: Will seek to return to active duty as a player with Saints after an early season injury in '65 forced his retirement from the San Francisco roster . . . Spent '67 on the 49ers coaching staff as a defensive specialist . . . A seventh round draft choice as a future in '59, Colchico became a starting defensive end in his first season (1960).

COLLEGE: Two way performer at San Jose State where he won three letters . . . Attended Diablo Valley Junior College first year. Graduated in 1960 with degree in physical education.

PERSONAL: Attended Mt. Diablo High School in Concord, Calif. Married (Nancy), three sons and one daughter. Home is Port Chicago, Calif.



CORDILEONE, LOU ANTHONY

6-0, 255, Defensive Tackle, Sixth Year, Clemson
Born August 4, 1938 at Jersey City, N. J.
Joined Saints: Free Agent, 1967

PRO: Played in eleven games for Saints in '67 at defensive tackle . . . Drafted by New York Giants in '60, went to San Francisco in '61, and then to

Los Angeles . . . Played with both Rams and Steelers in '62 . . . Had been inactive since that time until joining Saints during first training camp.

COLLEGE: Played both offensive and defensive tackle three years at Clemson . . . Named to both all-Conference and all-America teams senior year.

PERSONAL: Was in advertising business while out of football . . . Makes home in Los Angeles . . . Married (JoAnn), one daughter.



DAVIS, RICHARD KENNETH (Ted)

6-1, 232, Linebacker, 5th Year, Georgia Tech
Born July 27, 1942, at Memphis, Tennessee
Joined Saints: Expansion Draft, 1967
(from Baltimore)

PRO: Missed first four games of 1967 season because of injury, then played more or less regularly rest of season . . . No. 1 draft choice of the San Diego Chargers and No. 4 choice of the Baltimore Colts in 1964 . . . Spent some time as a tight end as a rookie with Baltimore . . . Also played all three linebacking spots during career at Baltimore . . . Used as a right-side linebacker with the Saints.

COLLEGE: A natural athlete, Davis played end in college, was also Georgia Tech's top blocker . . . Named to Georgia Tech's modern "all-time" team in recent vote . . . Played in College All-Star game in 1964.

PERSONAL: Hobby is golf . . . Lives in Memphis, Tennessee, in off-season . . . Married (Linda).



DOUGLAS, JOHN HENRY

6-1, 195, Cornerback, 2nd Year, Texas Southern
Born January 12, 1945, at Fort Worth, Texas
Joined Saints: Draft Choice No. 5b, 1967

PRO: Earned a starting role right after start of his rookie season and quickly became a fixture and one of the most promising younger players on the Saints . . . Improved rapidly as season progressed . . . 1967 record showed one interception with a 19-yard return.

COLLEGE: A four-year star at Texas Southern University . . . Played both offense and defense for two seasons, then switched exclusively to quarterback . . . A two-time all-Southwestern Athletic Conference selection, leading the SWAC in passing offense for two seasons . . . His total offense yardage of 1340 yards in 1966 was second best in league.

PERSONAL: Graduate of Como High School in Fort Worth, Texas, where he lettered in football, basketball and track . . . A physical education major at TSU.

**DURKEE, CHARLES M.****5-11, 165, Kicker, 2nd Year, Oklahoma State****Born June 25, 1944, at Tulsa, Oklahoma****Joined Saints: Free Agent, 1967**

PRO: Saints' regular placekicking specialist in 1967 after beating out several other rivals for the job . . . Signed by the Saints in their June, 1967, tryout camp . . . Last cut of the Dallas Cowboys after being signed as a free agent in 1966.

COLLEGE: A three-year letterman at Oklahoma State . . . Even though he was a kicking specialist only, he was named the most valuable player of the 1965 OSU team.

PERSONAL: A graduate of L. D. Bell High School in Hurst, Texas, where he lettered in football, basketball, baseball and track . . . A personnel management major at Oklahoma State . . . Lives in New Orleans in off-season . . . Married (Kitty).

PROFESSIONAL RECORD

SCORING				
Year	TD	PAT	FG	Total
1967	0	27-27	32-14	69

**GARCIA, JAMES RONALD (Jim)****6-4, 250, Defensive End, 4th Year, Purdue****Born March 7, 1944, at Chicago, Illinois****Joined Saints: Expansion Draft, 1967****(from New York)**

PRO: A starter early in the season . . . Placed on injured reserve for last two games with the Saints . . . The Cleveland Browns' initial draft choice (although actually in the second round) in 1965 . . . Also the No. 7 choice of Denver the same year . . . Traded to Giants prior to the 1966 season . . . Injury also limited his action at New York in 1966.

COLLEGE: All-Big Ten and All-American Tackle Selection while at Purdue . . . Played in both the East-West and College All-Star games in 1965.

PERSONAL: Graduate of Lane Tech High School in Chicago, where he lettered in football and track . . . Received education degree from Purdue in 1965 . . . Resides in New Orleans in off-season . . . Married (Roswitha) . . . Three children, Eric, Guy and Michelle.

**GILLIAM, JOHN RALLY****6-1, 190, Split End, 2nd Year, South Carolina State****Born August 7, 1945, at Greenwood, South Carolina****Joined Saints: Draft Choice No. 2b, 1967**

PRO: Returned opening kickoff of Saints' first season for 94-yard touchdown against Los Angeles to forever etch his name in New Orleans pro football annals . . . Played as a running back through first part of season, then was switched to split end, where his blazing speed can be best used to advantage . . . Finished third in the NFL in kickoff returns in 1967 . . . sometimes called the "second fastest" football player, conceding the top spot to Bob Hayes of Dallas.

COLLEGE: A four-year letterman in football and a three-year letterman in track at South Carolina State . . . All-conference three years, as an end as a sophomore, as a flanker as a junior and as a tailback in his senior season . . . Also played deep safety on defense in college . . . Also a return specialist . . . Has run the 100 in :09.5 in track.

PERSONAL: Graduate of Brewer High School in Greenwood, South Carolina, where he starred in football, basketball and track . . . Majored in physical education at South Carolina State . . . Lives in New Orleans in off-season. . . Married (Fannie) . . . One child, Jadrizn 7.

PROFESSIONAL RECORD

RUSHING					RECEIVING				
Year	No.	Yds.	Avg.	TD	Year	No.	Yds.	Avg.	TD
1967	7	41	5.9	0	1967	22	264	12.0	1
PUNT RETURNS					KICKOFF RETURNS				
Year	No.	Yds.	Avg.	TD	Year	No.	Yds.	Avg.	TD
1967	7	13	1.9	0	1967	16	481	30.1	1

**HEIDEL, JAMES BYRNS (Jim)****6-1, 185, Safety, 3rd Year, Mississippi****Born December 1, 1943 at Yazoo City, Mississippi****Joined Saints: Expansion Draft, 1967 (from St. Louis)**

PRO: A starter most of the '67 campaign at strong safety . . . Heidel a steady and consistent performer . . . Made one interception as a Saint . . . No. 9 future choice of St. Louis in '65, and No. 3 future of the New York Jets the same year . . . Signed with Cardinals, and played in all 14 games with St. Louis . . . Also active for all Saints 14 regular season games.

(Continued)

HEIDEL (Cont.)

COLLEGE: Quarterback and safety at Mississippi, but excelled on defense . . . Played in the Sugar, Bluebonnet and Liberty Bowl games while in college; also in the College All-Star game in '66.

PERSONAL: Holds business administration degree from Ole Miss . . . Likes to hunt and fish . . . Working on Masters in Economics . . . Married (Joanna), one child . . . Wife Joanna is daughter of Ole Miss Coach Buster Poole, all-pro of the New York Giants.



HESTER, JAMES CONWAY (Jim)

6-4, 225, Tight End, 2nd Year, North Dakota

Born Dec. 13, 1944 at Rock Island, Ill.

Joined Saints: Draft Choice, #14a, 1967

PRO: A real "comer" at his position as the Saints' '67 season developed . . . Has good speed for his size, showed good potential until injury knocked him off roster . . . Stayed around for taxi duty, and should be considered contender for tight end position in '68.

COLLEGE: All-conference basketball selection two years, but played only last year in football at North Dakota . . . In that year, caught 31 passes for 385 yards and three TDs.

PERSONAL: Graduated from Central High School in Davenport, Iowa . . . An all-State end twice in high school, also all-state in basketball . . . Social work major at North Dakota . . . Married (Sandra), 1 daughter, age 1½.



JONES, GERALD (Jerry)

6-4, 260, Tackle, 3rd Year, Bowling Green

Born Febr. 1, 1944 at Dayton, Ohio

Joined Saints: Free Agent, 1967

PRO: Picked up by Saints after being released by the Falcons . . . Started most games with New Orleans at right tackle . . . A '66 draft choice of both Atlanta and the Denver Broncos . . . Played defensive end for Falcons in '66.

COLLEGE: Three-year letterman at the Ohio school; served as team's captain . . . Made all-Conference . . . Also participated in shot put event . . . Received BS with major in Biology in '66.

PERSONAL: Attended Dunbar High School, Dayton, Ohio . . . four-sport participant . . . Plays the clarinet . . . Married (Barbara), three-year-old son.



KELLEY, LESLIE HOWARD (Les)

6-3, 233, Linebacker, 2nd Year, Alabama

Born December 9, 1944, at Decatur, Alabama

Joined Saints: Draft Choice No. 1b, 1967

PRO: Scored first New Orleans touchdown ever with a nine-yard pass reception in Los Angeles pre-season game on August 2 . . . Played as a reserve fullback for three regular-season games, then was injured and did not play again until final game of season, when he was listed as a linebacker . . . Scheduled to be given a linebacker shot in 1968.

COLLEGE: Rushed 94 times for 309 yards and four touchdowns in 1966 on Alabama's Sugar Bowl championship team . . . Career totals show 860 yards on 234 carries in three seasons . . . Scored first touchdown in Alabama's Sugar Bowl victory over Nebraska in 1967 . . . All-conference two seasons.

PERSONAL: Football and basketball star at Cullman, Ala., high school . . . A commerce and business administration major at Alabama . . . Now lives in Gulfport, Mississippi . . . Married (Barbara).



KILMER, WILLIAM ORLAND (Bill)

6-0, 204, Quarterback, 7th Year, UCLA

Born September 5, 1939, at Topeka, Kansas

**Joined Saints: Expansion Draft, 1967
(from San Francisco)**

PRO: Surprised the experts by refusing to accept substitute's role in Saints' first season . . . Earned starting job at opening of season and started four games in 1967 . . . Quarterback "of record" in Saints' winning games against Atlanta and Washington . . . Seemed to have knack of sparking the club when he was on the field . . . San Francisco's No. 1 draft choice in 1961 and No. 5 choice of San Diego . . . Until he was injured in an automobile accident after the 1962 season, Kilmer was the triggerman in 49ers' celebrated shotgun offense . . . Because of injuries suffered in that accident, he missed the entire 1963 season and did not play in regular league games in 1965 . . . Was also Saints' third leading rusher in 1967 . . . With Gary Cuozzo traded away to Minnesota, Kilmer is an odds-on favorite to win the No. 1 job in 1968.

COLLEGE: Kilmer led the nation in total offense as a senior at UCLA with 1889 yards (1086 passing and 803 rushing) . . . Named to most all-America teams in 1960 . . . Played in the Shrine East-West game and the College All-Star game after his senior season.

(Continued)

KILMER, (Cont.)

PERSONAL: Football, basketball and baseball star at Citrus High School in Azusa, California . . . A physical education major at UCLA . . . Now lives in New Orleans in off-season.

PROFESSIONAL RECORD

(San Francisco, 1961 through 1966; New Orleans, 1967)

RUSHING					PASSING				
Year	No.	Yds.	Avg.	TD	Year	Att.	Comp.	Int.	Yds.
1961	96	509	5.3	10	1961	34	19	4	286
1962	93	478	5.1	5	1962	13	8	3	191
1963	Did not play				1963	Did not Play			
1964	36	113	3.1	0	1964	14	8	1	92
1965	Did not Play				1965	Did not Play			
1966	3	23	7.7	0	1966	16	5	1	84
1967	20	142	7.1	1	1967	204	97	11	1341
TOTAL	248	1265	5.1	16	TOTAL	281	137	20	1994

Additional Career Total—RECEIVING—27 receptions, 288 yards, 10.7 yard average, 1 touchdown.



KIMBROUGH, ELBERT LEON (Kim or "E")
5-11, 196, Defensive Back, 7th Year, Northwestern
Born March 24, 1938, at Galesburg, Illinois
Joined Saints: Expansion Draft, 1967
(from San Francisco)

PRO: Did not play in '67 because of business commitments . . . Signed with Saints in July, 1968 . . . No. 2 draft choice of Los Angeles in 1961, also No. 4 choice of Oakland . . . After playing rookie season with Los Angeles, Kimbrough was sent to the 49ers in a trade for Lou Cordileone . . . 1966 was his third season as a regular in the 49ers defensive backfield . . . Noted for his hard-hitting style of play.

COLLEGE: Was leading pass receiver in the Big Ten, an all-Conference selection and a second unit all-America choice his senior year at Northwestern . . . Played in the East-West Shrine game in 1960.

PERSONAL: Received degree in education from Northwestern in 1961 . . . Works for Standard Oil Company in the off-season . . . Married (Sherri Lynn) . . . Now calls Oakland, California, home.

PROFESSIONAL RECORD

(Los Angeles—1961; San Francisco—1962-66)

TOTAL INTERCEPTIONS			
No.	Yds.	Avg.	TD
8	113	14.1	0



KRAMER, KENT DEVLIN

6-4, 235, Tight End, 3rd Year, Minnesota
Born July 21, 1944, in Los Angeles, California
Joined Saints: Expansion Draft, 1967
(from San Francisco)

PRO: Played in 10 games in 1967, missing four because of injury, as a regular tight end for the fledgling Saints . . . No. 9 draft choice of San Francisco and No. 13 choice of Miami of the AFL in 1966 . . . Saw limited but impressive duty as a rookie with the 49ers.

COLLEGE: Played both offensive and defensive end, while lettering two years at Minnesota, where he set a school record for pass reception yardage in a single season — 356 in 1964.

PERSONAL: Football, basketball, track and baseball star at Temple City, California High School . . . Received physical education degree from Minnesota in 1966 . . . Hobbies are golf and all sports . . . Resides in New Orleans in off-season . . . Married (Kendra) . . . Two children, Kurt 3, and Kelly, born in January, 1968.

PROFESSIONAL RECORD

(San Francisco, 1966; New Orleans, 1967)

PASS RECEIVING					SCORING				
Year	No.	Yds.	Avg.	TD	Year	TD	PAT	FG	Total
1966	5	81	16.2	3	1966	3	0	0	18
1967	20	207	10.4	2	1967	2	0	0	12
TOTAL	25	288	11.5	5	TOTAL	5	0	0	30



KUPP, JACOB RALPH (Jake)

6-3, 235, Guard, 5th Year, Washington
Born March 12, 1941, at Pasadena, California
Joined Saints: Returned from Atlanta, 1968

PRO: Started 1967 season with New Orleans and played five games before being waived and picked up by Atlanta, where he finished the season as a regular . . . Returned to Saints for 1968 season on ruling that long-term contract players can be waived for one season only (rule since rescinded) . . . No. 9 draft choice of Dallas in 1964 . . . Came to Dallas as a tight end, but shifted to guard early . . . Went to the Redskins in exchange for two "high" draft choices in August, 1966 . . . Originally picked up by Saints in 1967 expansion draft.

(Continued)

KUPP (Cont.)

COLLEGE: Captain of Washington team, where he played linebacker and offensive end . . . Also starting pitcher for the Huskies baseball team.

PERSONAL: Football, basketball and baseball star at Sunnyside, Wash., high school . . . Earned BA degree in education, is working on his masters . . . Now lives in Sunnyside, Washington . . . Married (Carla) . . . Two children, Randy 3, and Craig 1.



LEGGETT, EARL FRANKLIN

6-3, 265, Defensive Tackle, 11th Year, L.S.U.
Born March 5, 1934, at Palatka, Florida
Joined Saints: Expansion Draft, 1967
(from Los Angeles)

PRO: Played in five games for the Saints in 1967 . . . No 1 draft choice of the Chicago Bears in 1957 . . . A defensive standout for the Bears from 1957 through 1965 with the exception of 1961, when he sat out an entire season with a knee injury . . . Traded to Los Angeles in August, 1966, for two 1967 draft choices.

COLLEGE: Played two years at Hinds (Mississippi) Junior College and two years at Louisiana State . . . All-Southeastern Conference and second team All-America at LSU . . . Played in the Blue-Gray game, the Senior Bowl, and the College All-Star game after his senior season.

PERSONAL: All-state football star at Robert E. Lee High School in Jacksonville, Fla. . . . Earned degree in physical education from LSU in 1958 . . . Lives in Raymond, Mississippi, in off-season . . . Married (Bobbie) . . . Four children, Earl, Jr., 11, Dana 10, Celi 7 and Brad 2.



LOGAN, OBERT CLARK (Little O)

5-10, 180, Safety, 4th Year, Trinity (Texas)
Born December 6, 1941 at Yoakum, Texas
Joined Saints: Expansion Draft, 1967 (from Dallas)

PRO: Played as a regular weak safety throughout 1967 season for Saints . . . Signed as a free agent by the Dallas Cowboys in 1965 . . . Signed as a defensive specialist, Logan switched to offense, before settling back to the weak safety spot in Dallas.

COLLEGE: A four-year regular at Trinity (Texas), first two as a halfback, last two as a flanker . . . Three-time all-Texas college choice.

PERSONAL: Football, basketball, baseball and track star at Gonzales, Texas, high school . . . Earned degree in mathematics at Trinity . . . Lives in New Orleans in off-season . . . Single.

PROFESSIONAL RECORD

(Dallas, 1965, 1966; New Orleans, 1967)

INTERCEPTIONS				
Year	No.	Yds.	Avg.	TD
1965	3	5	1.7	0
1966	2	44	22.0	0
1967	3	21	7.0	0
TOTAL	8	70	8.7	0



McCALL, DONALD CHARLES (Don)

5-11, 195, Running Back, 2nd Year, U.S.C.
Born September 21, 1944, at Birmingham, Alabama
Joined Saints: Draft Choice No. 5a, 1967

PRO: Started season as regular halfback, then saw special team duty for most of season before returning to semi-regular halfback duty at end of season . . . His 49-yard touchdown run iced upset victory over Washington in season finale and was also Saints' longest scrimmage run

COLLEGE: The leading rusher for USC's 1967 Rose Bowl team that lost a 14-13 squeaker to Purdue Playing behind Mike Garrett as a junior, he carried only 38 times for 125 yards, but he upped this to 127 carries for 560 yards in 1966, even though he played only seven games due to injury . . . Also attended Los Angeles City College for two years, where he once gained 232 yards rushing in one game.

PERSONAL: Football star at Fremont City High School in Los Angeles . . . Majored in public administration at USC . . . Single.

PROFESSIONAL RECORD

RUSHING					RECEIVING				
Year	No.	Yds.	Avg.	TD	Year	No.	Yds.	Avg.	TD
1967	21	86	4.1	1	1967	4	75	18.8	1
KICKOFF RETURNS					SCORING				
Year	No.	Yds.	Avg.	TD	Year	TD	PAT	FG	Total
1967	7	198	28.3	0	1967	2	0	0	12



McCORMICK, DAVID OLIVER

6-6, 250, Offensive Tackle, 3rd Year, Louisiana State
Born July 10, 1943, at Winnsboro, Louisiana
Joined Saints: Trade with San Francisco, 1967

PRO: No. 5 draft choice of San Francisco in 1966 . . . McCormick played all 14 games with the 49ers in his rookie season . . . Came to Saints in a (continued)

McCORMICK (Cont.)

trade in August, 1967, but played in only two games before being cut down by a knee injury.

COLLEGE: Three-year letterman at Louisiana State . . . All-Southeastern Conference as a senior . . . Played in Coaches All-America game and College All-Star game after his senior season.

PERSONAL: Four-sport star (football, basketball, track and baseball) at Rayville, La., high school . . . Earned degree in business administration at LSU . . . Works as a bank vice-president in Monroe, La., in off-season . . . Married (Mary Ellen) . . . One child, Shannon 3.



McNEILL, THOMAS GREGG (Tom)

6-1, 195, Punter, 2nd Year, Stephen F. Austin

Born August 12, 1942, at Rockford, Illinois

Joined Saints: Free Agent, 1967

PRO: Signed as an "unknown" in Saints' first tryout camp in New Orleans in June, 1967, McNeill had to beat out NCAA punting champion Ron Widby for the kicking specialist job . . . But he did just that . . . by an eight-yard-per-kick margin in six pre-season games . . . Then finished in a tie for second in the NFL punting derby with a 42.9 yard average on 74 punts.

COLLEGE: First attended Wharton JC in Texas as primarily a basketball player and then was considered strictly a basketball player at Stephen F. Austin until football coach talked him into coming out for punting chores . . . Had a 44-yard average in senior season.

PERSONAL: Football and basketball letterman at Spring Branch High School in Houston, Texas . . . Did not graduate at Stephen F. Austin, but plans to continue his education . . . Served six-month tour of army duty in off-season . . . Single.



NEVETT, ELIJAH

6-0, 185, Defensive Halfback, Second Year,
Clark College

Born April 28, 1944 at Bessemer, Ala.

Joined Saints: Free Agent, 1967

PRO: Active for only two games in '67 before being called to military service . . . Showed promise, and expected to lend support in defensive backfield for '68.

COLLEGE: A four-year letterman at Clark College at wingback and safety . . . All-Conference three years, and Clark's most valuable back three years . . . Team captain two years . . . Won three track letters as sprinter.

PERSONAL: An art major . . . Home is Atlanta, Ga. Single.



PARKS, DAVID WAYNE (Dave)

6-2, 203, Split End, Fifth Year, Texas Tech

Born Dec. 25, 1941 at Muenster, Tex.

Joined Saints: Free Agent, 1968

PRO: Twice named to NFL all-Pro, and three-time participant in Pro Bowl . . . Led NFL receiving in '65 with 80 catches for 1334 yards and 12 TDs . . . Muscle pull in '67 bothered all season, and he played in just nine games . . . Played out option with San Francisco 49ers in '67, and signed with Saints in mid-July. No. 1 draft choice of San Francisco in '64.

COLLEGE: At Texas Tech, named all-SWC in '62 and '63, and all-American in '63. Played in East-West Game, All-America and College All-Star Games.

PERSONAL: All-State football player in high school at Abilene, Tex. . . . Married (Susan), three children. Calls Abilene home, but plans to make permanent move to New Orleans.

PROFESSIONAL RECORD

Year	No.	Yds.	Avg.	TD	RECEIVING				
					1966	1967	TOTAL	1966	1967
1964	36	703	19.3	8	66	26	248	14.7	12.1
1965	80	1344	16.8	12	974	313	3334	16.6	12.7
					TOTAL				



POAGE, RAYMOND COY JR. (Ray)

6-3, 205, Flanker, 5th Year, Texas

Born November 14, 1940, at Plainview, Texas

Joined Saints: Waivers from Philadelphia, 1967

PRO: No. 3 draft choice of Minnesota, No. 2 of Denver of AFL in 1963 . . . Went to Philadelphia in six-player trade before 1964 season . . . After two good seasons in Philadelphia, injuries put him out of action altogether in 1966 . . . Came to Saints just before start of regular season in 1967 on waivers . . . Played split end, tight end and flanker for Saints and appeared in 12 games.

COLLEGE: A fullback at Texas, where he was a two-time all-Southwest Conference and a 1962 all-America . . . Played in the Hula Bowl and the Coaches All-America game following his senior season.

PERSONAL: Football and track letterman at Lamar High School in Houston; Texas . . . Hobbies are golf and flying . . . Lives in Houston, Texas, in off-season . . . Married (Camille) . . . Two children, Coy 4, and Camille, 1.

(continued)

POAGE (Cont.)

PROFESSIONAL RECORD

(Minnesota, 1963; Philadelphia, 1964, 1965, 1966; New Orleans, 1967)

RECEIVING				
Year	No.	Yds.	Avg.	TD
1963	15	354	23.6	2
1964	37	479	12.9	1
1965	31	612	19.7	5
1966	Injured—did not play			
1967	24	380	15.8	0
TOTAL	107	1825	17.1	8



RISSMILLER, RAYMOND HAROLD (Ray)

6-4, 250, Offensive Tackle, 3rd Year, Georgia

Born July 22, 1942, at Easton, Pennsylvania

Joined Saints: Expansion Draft, 1967

(from Philadelphia)

PRO: Regular left tackle for the Saints in 1967 until ankle injury sidelined him in final three games . . . No. 2 choice of the Eagles in 1965 and a No. 8 choice of Buffalo Bills the same year . . . Missed the entire 1965 season because of right knee injury suffered in the College All-Star game that August . . . Played in just one game in 1966.

COLLEGE: A 1964 college All-America . . . Also an all-Southeastern conference selection . . . Played in the Sun Bowl and Hula Bowl games and then in that fateful College All-Star game.

PERSONAL: Football, basketball and baseball star at Easton, Pa., high school . . . Received degree in education from Georgia in 1965 . . . Has sung professionally . . . Married (Diane).



ROWE, DAVID HOMEYER

6-6, 280, Defensive Tackle, 2nd Year, Penn State

Born June 20, 1945, at Neptune, New Jersey

Joined Saints: Draft Choice No. 2c, 1967

PRO: Season-long starter as a rookie and apparently destined to become one of the great professional football linemen . . . Has all the tools, ruggedness and size to become all-pro caliber in a few years.

COLLEGE: A two-letter starter at Penn State who developed rapidly in his senior season . . . Was named to the first team all-Pennsylvania college team in 1966 (includes over 100 colleges) and to the second all-East team . . . Played in the East-West Shrine Game, the Hula Bowl and College All-Star game.

PERSONAL: Football, basketball, track and baseball star at Neptune, N. J., high school . . . Earned BS in health and physical education at Penn State . . . Lives in Deptford, New Jersey, in off-season . . . Married (Faith) . . . One child, Dawn Marie, born in August, 1967.



SCHMIDT, ROY

6-3, 250, Guard, 2nd Year, Long Beach State

Born May 3, 1942, at Colorado Springs, Col.

Joined Saints: Waivers from Green Bay, 1967

PRO: Came to New Orleans in early September, and throughout first season he saw considerable action as offensive guard . . . Originally picked as a future choice by Green Bay and Boston (1965), signed with the Packers and spent 1966 on their taxi squad.

COLLEGE: Earned three football letters at Long Beach State . . . Was team captain and earned All-Conference honors in 1964 and 1965. Schmidt also wrestled in '65 . . . Earned Bachelor of Education degree.

PERSONAL: Attended Oxnard High School in California . . . Hobbies include fishing . . . Married (Nancy) . . . Two daughters. Lives in New Orleans.



SCHULTZ, RANDY

6-0, 210, Running Back, Third Year,

State College of Iowa

Born November 17, 1943, at Iowa Falls, Iowa

Joined Saints: Waivers from Cleveland, 1967

PRO: Became a late-season sensation with his power running and improved blocking abilities . . . Played in eight games, carried 32 times for 117 yards and scored two TD's on ground. Also caught 14 passes for 186 yards, a 13.3 average . . . Certainly a prime candidate for starting role in '68 . . . Drafted by Cleveland Browns and New York Jets in '65.

COLLEGE: Holds all rushing records for State College of Iowa and conference. Team captain two years, MVP two years, all-American two years (64-65) . . . Played in Senior Bowl, and named most valuable back in Pecan Bowl (Abilene, Texas) . . . Also played basketball one year . . . Holds degree in physical education.

PERSONAL: Attended high school in Alden, Iowa where he was all-state in football, basketball and baseball . . . Married (Carole) . . . One son.

PROFESSIONAL RECORD

RUSHING					RECEIVING				
Year	No.	Yds.	Avg.	TD	Year	No.	Yds.	Avg.	TD
1967	32	117	3.7	2	1967	14	186	13.3	0



SCHWEDA, BRIAN CHRISTOPHER

6-3, 250, Defensive End, Third Year, Kansas
Born April 30, 1943, at Kansas City, Kansas
Joined Saints: Expansion Draft, 1967
(from Chicago)

PRO: Earned starting defensive end position with Saints, and one of most consistent defensive performers . . . Off-season knee surgery had good results, and should be in top form for '68 . . . Drafted by both Chicago and Denver in 1964, signed with the Bears, but hand injury caused him to miss entire '65 season . . . Played with Chicago during at least half the '66 season.

COLLEGE: Three-year regular at Kansas where he won all-Big Eight conference honors his senior year . . . Teammate of Gale Sayers throughout college, and for his stay with Chicago. Played in '64 Blue-Gray game and Coaches' All-America contest.

PERSONAL: Hometown is Lawrence, Kansas where he attended high school and earned numerous football and track honors . . . Married (Jackie), makes home in New Orleans where he is in business with two of his Saints' teammates . . . Daughter born July 19, 1968.



SIMMONS, DAVID ALAN

6-4, 245, Linebacker, Fourth Year, Georgia Tech
Born August 3, 1945, at Elizabethtown, Kentucky
Joined Saints: Expansion Draft, 1967 (from St. Louis)

PRO: Played in eleven games with '67 Saints . . . No. 2 draft choice of St. Louis and No. 5 of Buffalo in '65 . . . Good size and speed.

COLLEGE: Three-year letterman at Georgia Tech . . . All-SEC in 1964, and picked for Miami North-South Game, Senior Bowl and College All-Star game . . . Holds degree in Industrial Management.

PERSONAL: An ordained Baptist minister, he is studying for his Masters in Theology at New Orleans Baptist Theological Seminary . . . Attended Austin High School in El Paso, Texas . . . Hometown is Chesboro, La. . . Married (Sandy).



STICKLES, MONTY ANTHONY

6-4, 235, Tight End, Ninth Year, Notre Dame
Born Aug. 6, 1938
Joined Saints: Trade with San Francisco, 1968

PRO: Came to Saints just prior to opening of '68 training camp in a trade which sent defensive back George Rose to the 49ers . . . Proven veteran noted for excellent blocking abilities . . . San Francisco's No. 1 draft choice in '60. Suffered broken arm in '67, played in eight games.

COLLEGE: All-American at Notre Dame in '58 and '59 . . . Kicked field goals for Irish that beat Army (1957) and Navy (1959).

PERSONAL: High School all-American at Poughkeepsie (N.Y.) high school; also named outstanding basketball player in the state and a four-year letterman in baseball . . . Hobbies include playing drums, collecting contemporary art . . . Married (Barbara).

PROFESSIONAL RECORD										
RECEIVING										
Year	No.	Yds.	Avg.	TD	1964	40	685	17.0	3	
1960	22	252	11.0	0	1965	35	343	9.8	1	
1961	43	794	18.4	5	1966	27	315	11.8	2	
1962	22	366	16.6	3	1967	7	86	12.3	0	
1963	11	152	13.8	0	TOTAL	207	3093	14.9	14	



STONEBREAKER, STEVEN T.

6-2, 225, Linebacker, Sixth Year, Detroit
Born October 28, 1938, at Moline, Illinois
Joined Saints: Expansion Draft, 1967
(from Baltimore)

PRO: Made late decision to report to Saints training camp and has been one of the busiest Saints both on and off the field ever since . . . Jumped to the defense of a teammate during the Saints-Giants game in early October, and his action set off a mild riot. New Orleans rallied to his case, and he perhaps, more than any other player, typifies to his fans the Saints' "spirit" . . . Played in 10 games before missing final contests with foot injury . . . Defensive captain . . . Drafted by Minnesota as a No. 12 future choice in 1961 . . . Played there as a tight end in '62, then switched to linebacker before the '63 season . . . Traded to the Colts before the '64 season . . . Named to Sporting News all-Western Division team in '65 . . . Named Saints' most valuable defensive lineman by Saints and Sinners Booster Club.

COLLEGE: Team captain at Detroit in '62, and twice named to the Catholic All-America Team. Holds degree in history and social science.

PERSONAL: Married (Carol), five children . . . Makes home in New Orleans where he does public relations work for several firms.



STURM, JERRY GORDON

6-3, 265, Offensive Tackle, Second Year,* Illinois
Born Dec. 31, 1936, at Terre Haute, Indiana
Joined Saints: Free Agent, 1967

PRO: Signed with Saints mid-way through '67 season after securing his release from the Oakland Raiders . . . Won starting tackle duties in short order, and was a bright spot in the Saints offensive line . . . Also saw extensive duty on the special teams . . . Played with the Calgary Stampeders in '59 and '60, then signed with the Denver Broncos . . . Traded to the Raiders before the start of '67, but didn't play with the AFL team . . . Has played fullback, offensive tackle, guard and center.

COLLEGE: Graduated from Illinois in '59 where he was a PE major . . . Teammate of Saints' center Joe Wendryhoski.

PERSONAL: Makes home in Denver . . . Married (Jane) . . . Three children.
 *Has additional pro experience.



TAYLOR, JIM

6-0, 218, Running Back, Eleventh Year, L.S.U.
Born September 20, 1935, at Baton Rouge, La.
Joined Saints: Free Agent, 1967

PRO: Fulfilled long-time wish of playing in his home state in 1967 when he played out his option with Green Bay and signed with New Orleans . . . Green Bay compensated by Saints No. 1 draft choice in '68 and line-backer Phil Vandersea . . . The Old Pro led Saints rushers, and was second in receiving . . . Second draft choice of Green Bay in 1958 . . . Established record for most consecutive seasons with 1000 more yards rushing with five, 1960 through 1964 . . . Holds second place in all-time NFL yardage behind Jim Brown . . . Associated Press Player of the Year in '62 when he scored 19 TD's . . . Also received NEA's "Jim Thorpe Trophy", and named Sport Magazine's Top Pro Football performer in '62 . . . Holds record for most carries in championship games (5), 196, and most yards rushing in championship games (5), 392. Additionally, his championship game combined net yardage is another record—501 yards rushing and receiving.

COLLEGE: Played just two seasons ('56 and '57) for L. S. U. after attending junior college, but led the SEC in scoring both seasons—the first player in history to lead the Conference two successive years . . . Scored 59 points in '56 and 86 in '57 . . . Named to Look All-America team.

PERSONAL: Received BS (Education) in 1958 . . . Married (Dixie), two children. Has varied business interests including banking and salvage.

TAYLOR'S PROFESSIONAL RECORD

(Green Bay, 1958-1966; New Orleans, 1967)

RUSHING					RECEIVING				
Year	No.	Yds.	Avg.	TD	Year	No.	Yds.	Avg.	TD
1958	52	247	4.8	2	1958	4	72	18.0	1
1959	120	452	3.8	8	1959	9	71	7.9	2
1960	230	1101	4.8	11	1960	15	121	8.1	0
1961	243	1307	5.4	16	1961	25	175	7.0	1
1962	272	1474	5.4	19	1962	22	106	4.8	0
1963	248	1018	4.1	10	1963	13	68	5.2	1
1964	235	1169	5.0	12	1964	38	354	9.3	3
1965	207	734	3.5	4	1965	20	207	10.4	0
1966	204	705	3.5	4	1966	41	331	8.1	2
1967	130	390	3.0	2	1967	38	251	6.7	0
TOTAL	1941	8597	4.4	83	TOTAL	225	1756	7.8	0
Champ*	106	396	3.7	1	Champ*	16	109	6.8	0
SCORING					SCORING				
Year	TD	PAT	FG	Total	Year	TD	PAT	FG	Total
1958	2			12	1965	4			24
1959	8			48	1966	6			36
1960	11			66	1967	2			12
1961	16			96	TOTAL	93	0	0	558
1962	19			114	Champ*	1	0	0	6
1963	10			60	*Five Games				
1964	15			90					

(Returned seven kickoffs for 185 yards in '58)



TILLEMANN, MICHAEL JOHN

6-6, 280, Defensive Tackle, Third Year, Montana
Born March 30, 1944, at Chinook, Montana
Joined Saints: Expansion Draft, 1967
(from Minnesota)

PRO: Known to teammates as "Big Timber", Mike earned starting chores early in the Saints' season and developed rapidly into a fine performer . . . A No. 12 future choice of Minnesota in 1964, Tilleman spent the '65 season on the Vikings taxi squad . . . Played in 12 games in '66, and 14 with the Saints in '67.

COLLEGE: Two-year letterman at defensive tackle at Montana.

PERSONAL: Received BS degree from Montana in '65 . . . Likes to hunt and fish . . . Married (Gloria) . . . Lives in Missoula, Montana.



WENDRYHOSKI, JOSEPH STANLEY

6-2, 245, Center, Fifth Year, Illinois
Born March 1, 1940, at West Frankfort, Illinois
Joined Saints: Expansion Draft, 1967

WENDRYHOSKI (Cont.)

PRO: Offensive captain for '67 Saints . . . Played center in all 14 games. A No. 13 draft choice of the New York Titans in 1960, Wendryhoski signed with Chicago as a free agent before the '64 season . . . Joe played a year in Vancouver, British Columbia in the Canadian League and then served two years as an officer in the Army before beginning his NFL career . . . Went to Los Angeles before the '65 season.

COLLEGE: Played center at Illinois in sophomore and junior seasons, then moved to guard as a senior and won all-Big Ten honors . . . Played in the Senior Bowl and the Miami Shrine North-South game.

PERSONAL: Holds degree in physical education from Illinois . . . Hobbies include woodworking and barbecuing . . . Married (Brenda), lives in New Orleans.



WHITSELL, DAVID

6-0, 185, Defensive Halfback, Eleventh Year, Indiana
Born July 14, 1936, at Shelby, Michigan
Joined Saints: Expansion Draft, 1967 (from Chicago)

PRO: Had best year of his pro career with the Saints as he made 10 interceptions — a tie for first in the NFL . . . Named to Eastern Pro Bowl Squad, and an All-League selection . . . Named Comeback Player of the Year by UPI and honored as the Saints Most Valuable Player by the Saints and Sinners Grid Club . . . Dave played with Detroit from 1958 through 1960 and then was traded to the Bears where he played through 1966.

COLLEGE: Played two years as defensive specialist at Indiana.

PERSONAL: Attended Shelby High School in Shelby, Michigan . . . Received BS degree from Indiana in 1958 . . . Married (Jacque), four children . . . Makes home in Indianapolis, Indiana.

PROFESSIONAL RECORD

(Detroit, 1958-59-60; Chicago, 1961 through 1966)

INTERCEPTIONS

Year	No.	Yds.	Avg.	TD	Year	No.	Yds.	Avg.	TD
1958	1	29	29.0	0	1964	2	57	28.5	0
1959	0	0	0.0	0	1965	4	67	16.8	1
1960	0	0	0.0	0	1966	3	44	14.7	0
1961	6	123	20.5	0	1967	10	178	17.8	2
1962	5	45	9.0	0					
1963	6	61	10.2	1	TOTAL	37	604	16.3	4



WHITTINGHAM, FRED

6-2, 240, Linebacker, Fourth Year, Cal Poly (SLO)
Born February 4, 1939, at Boston, Massachusetts
Joined Saints: Expansion Draft, 1967
(from Philadelphia)

PRO: Played in seven games with the Saints as linebacker . . . First signed with Los Angeles as free agent in 1962 and played five games with Rams in '64 . . . Joined Philadelphia taxi squad in '65, and played in all 14 Eagles' games in '66 before coming to the Saints.

COLLEGE: Attended Brigham Young University, then transferred to Cal Poly at San Luis Obispo . . . Was a member of the Cal Poly squad that was involved in a tragic plane crash, but he missed the trip because of what he calls a "lucky, very lucky" concussion . . . Was a member of the NCAA Champion All-American B Boxing Team in college.

PERSONAL: Holds B.S. and M.A. in Education . . . Married (Nancy) . . . Makes home in Glendora, California.



WHEELWRIGHT, ERNIE

6-3, 236, Running Back, Fifth Year, Southern Illinois
Born Nov. 28, 1939, at Columbus, Ohio
Joined Saints: Trade with Atlanta, 1967

PRO: Ernie's arrival in late September gave the Saints' additional "big back" strength . . . Wheelwright finished second among the New Orleans rushers . . . Played in Falcon's first season, and was their second leading rusher . . . Originally played with New York Giants, and was their No. 1 ball carrier in 1964 as a rookie.

COLLEGE: Spent one year at Southern Illinois after two years as a para-trooper at Fort Campbell, Kentucky . . . Re-entered service for three more years . . . Earned All-Army honors and participated in three service bowl games.

PERSONAL: Nicknamed "The Wheel" . . . Sings professionally, and has a night club in Atlanta where he and wife (Audrey) make their home.

PROFESSIONAL RECORD

(New York, 1964, 1965; Atlanta, 1966, 3 games in 1967)

RUSHING

Year	No.	Yds.	Avg.	TD
1964	100	402	4.0	0
1965	24	96	4.0	0
1966	121	458	3.8	3
1967*	21	43	2.0	1
1967	59	198	3.4	0
TOTAL	325	1197	3.7	4

RECEIVING


Year	No.	Yds.	Avg.	TD
1964	14	204	14.6	3
1965	2	17	8.5	0
1966	15	137	9.1	3
1967*	4	46	11.5	0
1967	9	61	6.8	0
TOTAL	44	465	10.6	6

**WILLAMS, DELANO R. (Del)****6-2, 240, Guard, Second Year, Florida State****Born November 9, 1945 at Live Oak, Fla.****Joined Saints: Draft Choice, No. 3B, 1967**

PRO: Played well in all 14 games as a rookie . . . Made excellent progress, and is considered a bright spot in the Saints' future.

COLLEGE: A starter in every varsity game for Florida State in his three years with the team . . . Played tackle first two years, then moved to guard. Played in the East-West Shrine game and named to second team all-America offensive team in '66.

PERSONAL: Graduate of Suwannee High School in Live Oak, Fla. Majored in criminology at Florida State, and works in that field during the off-season . . . Married (Dianne), one son. Lives in New Orleans.

**WOOD, GARY F.****5-11, 188, Quarterback, Fifth Year, Cornell****Born February 5, 1942 at Taylor, New York****Joined Saints: Expansion Draft, 1967 (from New York)**

PRO: Used sparingly in Saints' first season, but counted on heavily for upcoming year . . . Originally drafted (No. 8) by the Giants in 1964 as a defensive back, but quickly won the No. 2 quarterback role behind Y. A. Tittle. When Tittle was injured, Wood stepped into the breach and performed excellently . . . With the Saints, Wood was the No. 3 man but with the Cuozzo departure, he is expected to see considerable action.

COLLEGE: Experienced a star-studded career at Cornell where he set five Ivy League offensive records as a quarterback.

PERSONAL: Wood has a degree in hotel and restaurant management . . . Serves as the Saints' player representative. Married (Jill). Makes off-season home in Riverdale, N. Y.

PROFESSIONAL RECORD

(New York, 1964-66; New Orleans, 1967)

PASSING						RUSHING					
Year	Att.	Comp.	Int.	Yds.	Pct.	TD	Year	No.	Yds.	Avg.	TD
1964	143	66	3	952	.462	6	1964	39	158	4.1	5
1965	36	15	2	190	.417	1	1965	5	68	13.6	0
1966	170	81	13	1142	.476	6	1966	38	196	7.0	3
1967	11	5	0	62	.454	0	1967
TOT.	360	167	18	2346	.464	13	TOTAL	72	422	5.8	8

**YOUNGBLOOD, GEORGE****6-3, 205, Defensive Halfback, Third Year, Los Angeles State****Born January 4, 1945 at Los Angeles, Calif.****Joined Saints: Waivers, 1967 (from Cleveland)**

PRO: Played in eleven '67 games with Cleveland before his release . . . Came to Saints, and was on active roster for last game of season. Was drafted by Los Angeles and Kansas City; signed with the Rams and was one of only two rookies to start and finish the '66 season with the club . . . Traded to Cleveland before the start of the '67 season.

COLLEGE: Played defensive back and offensive tight end for Cal State at L.A., receiving Little all-America mention and first team defense on the AP Little all-Coast squad.

PERSONAL: Attended Jordan High in Los Angeles where he played football, baseball and was a track star . . . Married (Peggy), makes home in Los Angeles.

THE 1968 SAINTS' ROOKIES**BECK, JOHN EDWARD****6-0, 185, Defensive Halfback, First Year, San Diego State****Born December 3, 1946 at Long Beach Calif.****Joined Saints: Draft Choice #12, 1968**

COLLEGE: Two-year letterman at San Diego State after first attending Southwestern Junior College . . . Also punted for 41.9 yard average. Good speed, a prospect at both safety and as a punter.

PERSONAL: Parents make home in Chula Vista, Calif. Beck is single.

JOE BLAKE**6-2, 280, Guard, 1st Year, Tulsa****Joined Saints: Draft Choice #9, 1968**

COLLEGE: Played defensive end with Tulsa, but scheduled for shot at offensive guard with Saints . . . Spent freshman year at Northwestern, then was a junior college all-America at Bakersfield (Calif.) Junior College in '65 last two years at Tulsa . . . Great strength, agility and quickness.

PERSONAL: Calls Chicago home.

WILLIE CRITTENDON**6-5, 275, Defensive Tackle, 1st Year, Tulsa****Born May 27, 1944 at Columbus, Ga.****Joined Saints: Draft Choice #4a, 1968**

COLLEGE: An all-Missouri Valley Conference selection at Tulsa after becoming a junior college all-America choice at Taft College (Calif.) Has

(Continued)

tremendous size, speed and strength . . . May be tried at offensive tackle.

PERSONAL: Also participated in basketball and track in high school in Phenix City, Ala. . . . Majored in physical education. Likes to hunt. Single.

FERGUSON, JIM

6-4, 240, Center, First Year, U. S. C.

Born October 15, 1942

Joined Saints: Draft Choice #17, 1968

PRO: Played linebacker in '67 with Sacramento of the Continental League. Will probably play center for Saints.

COLLEGE: All-American junior college linebacker at Cerritos College, then spent one year at U.S.C. in '66.

PERSONAL: Attended Excelsior High School in Norwalk, Calif. . . . A veteran of military service.

KEVIN HARDY

6-5, 275, Defensive End, 1st Year, Notre Dame

Born July 28, 1945 at Oakland, Calif.

Joined Saints: Draft Choice #1, 1968

COLLEGE: Two-time all-American defensive tackle for the Irish, but expected to play defensive end for the Saints . . . Lettered three times in football, twice in baseball and once in basketball . . . Also punted for Notre Dame. Named Most Valuable Player in the East-West Shrine game. Has great mobility . . . Very agile for big man. Labeled "can't miss" by all scouts who saw him . . . Played in Coaches' All-America game in Atlanta; ankle injury sustained there prevented his playing in College All-Star game.

PERSONAL: Attended St. Elizabeth High School in Oakland where he won state and national honors in three sports . . . His mother still lives in Oakland . . . Hardy graduated from Notre Dame in January, 1968. Single.

HOOVER DARRELL F.

6-2, 200, Defensive Back, First Year, Arizona State

Born Oct. 8, 1944 at Burbank, Calif.

Joined Saints: Free Agent, 1968

PRO: Played '67 with Orange County Ramblers . . . Tied interception record with 11; named to all-Continental League team.

COLLEGE: Four-year letterman at Arizona State; all-conference in '65 and honorable mention all-America selection. Also, pitcher on '65 national championship baseball team . . . Earned B. A. degree in '66.

PERSONAL: Honor athlete in baseball, football and track at Polytechnic High School in Sun Valley, Calif. Also senior class president . . . Plays guitar, likes water and snow skiing . . . Single.

EUGENE HOWARD

6-0, 190, Defensive Halfback, 1st Year, Langston U. (Okla.)

Joined Saints: Draft Choice #7b, 1968

COLLEGE: Played offensive end in college, and may be tried at flanker for Saints, but drafted primarily as defensive back prospect . . . An outstanding track star with excellent speed . . . Highly rated.

KERBOW, RANDALL (Randy)

6-1, 194, Quarterback-End, First Year*, Rice

Born December 19, 1940

Joined Saints: Free Agent, 1968

**Played in both AFL and CFL*

PRO: Played with Houston (AFL) in '63, then spent next four seasons quarterbacking the Edmonton Eskimos (CFL) . . . Also played split end and punted (42 yard average) through '67 campaign . . . Signed with Saints as offensive end candidate.

COLLEGE: Starting quarterback for Rice University for three seasons . . . Graduated in '63.

PERSONAL: Makes home in Houston.

RAY PHILLIPS

6-3, 245, Guard, 1st Year, Michigan

Born October 11, 1945 at Houston, Tex.

Joined Saints: Draft Choice #7a, 1968

COLLEGE: Three-year letterman at Michigan . . . Started as a tackle as a junior, then moved to guard senior year . . . Named all-Big Ten in '66 and '67, second team all-America in '67 (UPI). Steady, quick, agile. Played in East-West Shrine Game and Hula Bowl.

PERSONAL: Named outstanding four-year athlete at Evanston (Ill.) High School . . . Has brother starting for U. of Iowa football team.

DAN SARTIN

6-2, 238, Guard, 1st Year, Mississippi

Born June 23, 1946 at Gulfport, Miss.

Joined Saints: Draft Choice #4b, 1968

COLLEGE: Played as a linebacker and defensive lineman at Mississippi, but drafted by the Saints as a potential offensive guard . . . Honorable mention all-America, second team all-SEC. Member of South squad in '68 Senior Bowl. A hustling ballplayer with quickness and desire.

PERSONAL: Hometown is Lumberton, Miss. where he was three-sport letterman in high school. A physical education major at Ole Miss. Married (Gayle).

RONNIE LEE SOUTH

6-1, 195, Quarterback, 1st Year, Arkansas

Born May 8, 1945

Joined Saints: Draft Choice #5, 1968

COLLEGE: Has a fine season in '65, was red-shirted in '66, and then enjoyed outstanding senior year . . . In '67, completed 84 of 142 attempts for 1159 yards. His .591 passing accuracy mark ranks second on the all-time Arkansas list, and his 11 TD tosses tied a one-season record for the school . . . Also a kicking specialist. In '65, scored six field goals and 42 of 44 PAT's.

PERSONAL: Graduate of Russellville (Ark.) High School. Studied insurance and real estate in college. Married.

DICK SWATLAND

6-2½, 245, Guard, 1st Year, Notre Dame

Born October 8, 1945 at Stamford, Conn.

Joined Saints: Draft Choice #8, 1968

COLLEGE: Three-year letterman at Notre Dame . . . Injured as a sophomore and granted extra year of eligibility . . . Won Hering Award in '65 as "most improved lineman". Gained confidence, strength and explosiveness as a senior . . . Played in North-South Shrine Game.

PERSONAL: All-State honors in football and track at Stamford (Conn.) Catholic High School. Received degree in accounting in January. Single.

DAVE SZYMAKOWSKI

6-2, 198, Offensive End, 1st Year, West Texas State

Born March 15, 1946 at Bethlehem, Pa.

Joined Saints: Draft Choice #3, 1968

COLLEGE: Three-year star at West Texas State where he set all school receiving records. Career totals include 102 catches for 1558 yards, 15.3 yard average, and 12 touchdowns . . . Has excellent hands, sprinter speed. Was 11th ranked pass receiver in nation in '66 . . . Co-captain of team in junior and senior seasons . . . played on '68 College All-Star Squad.

PERSONAL: Studied art and psychology; plans on career in commercial art . . . Lettered in football and baseball at Liberty High School in hometown, Bethlehem, Pa. Single.

SAINTS DRAFT PICKS

1967

(As a first year team, the Saints in the 1967 common draft were allowed the first and last pick of each of the 17 rounds, and additionally received bonus picks at the conclusion of the second, third and fourth rounds. Thus, 36 players were drafted.)

1. (a) Choice traded to Baltimore for Gary Cuozzo, qb, and Butch Allison, G. (b) Les Kelley, FB, 6-3, 223, Alabama. 2. (a) James (Bo) Burris, DB, 6-3, 195, Houston. (b) John Gilliam, RB, 6-1, 190, South Carolina State. (c) Dave Rowe, 6-6, 265, Penn State. 3. (a) Choice traded to Baltimore (see 1 (a)). (b) Del Williams, G, 6-2, 245, Florida State. (c) Ben Hart, SE, 6-2, 205, Oklahoma. 4. (a) Ron Widby, Punt, 6-4, 210, Tennessee; (b) Bill Carr, C, 6-4, 215, Florida; (c) Tom Stangle, T, 6-4, 255, Dayton. 5. (a) Don McCall, RB, 5-11, 195, U.S.C. (b) John Douglas, DB, 6-1, 195, Texas Southern. 6. (a) George Harvey, G, 6-4, 245, Kansas. (b) Charles (Bo) Wood, LB, 6-3, 225, North Carolina. 7. (a) Gary Hertzog, G, 6-2, 250, Willamette. (b) Bob McKelvey, LB, 6-2, 220, Northwestern. 8. (a) Sam Harris, TE, 6-4, 228, Colorado (Injured. Did not report in '67). (b) Barry Silver, LB, 6-5, 234, Albion. 9. (a) Tim Lavens, TE, 6-3, 243, Idaho (Signed with Canada). (b) Eugene Ross, DB, 6-2, 189, Oklahoma. 10. (a) Charlie Brown, RB, 5-10, 187, Missouri. (b) Roosevelt Robertson, TE, 6-3, 205, North Carolina College. 11. (a) Jim Benson, G, 6-3, 245, Florida. (b) Bernard Corbin, DB, 6-1, 187, Alabama A&M. 12. (a) Ronnie Pack, G, 6-3, 235, Texas Tech. (b) John Robinson, FL, 6-2, 185, Tennessee A&I (did not sign pro contract). 13. (a) Bill Stetz, LB, 6-3, 230, Boston College (b) Gary Grossnickle, DB, 6-1, 185, Missouri. 14. (a) Jim Hester, TE, 6-4, 225, North Dakota. (b) George Stetter, DB, 5-11, 180, Virginia. 15. (a) John Snow, DT, 6-4, 230, Wake Forest (signed with Canada). (b) Darrell Johnson, RB, 6-1, 211, Lamar Tech. 16. (a) Marcus Rhoden, FL, 5-9, 165, Miss. State. (b) Bruce Cortez, DB, 6-0, 175, Parsons College. 17. (a) Dan Abramowitz, FL, 6-1, 197, Xavier (Ohio). (b) Choice acquired from Baltimore, Billy Bob Stewart, LB, 6-9, 235, S.M.U. (c) Jim Walker, DB, 6-3, 205, Providence (Signed with N.B.A.).

1968

(Saints drafted alternately, fourth and third, in each round where they had a selection)

1. Choice traded to Green Bay for Jim Taylor. (a) Choice acquired from Minnesota for Gary Cuozzo, QB, Kevin Hardy, DE, 6-5, 275, Notre Dame. 2. Choice to Los Angeles for joining scouting combine. 3. Dave Szymakowski, SE, 6-2, 198, West Texas State. 4. (a) Willie Crittendon, DT, 6-5, 275, Tulsa. (b) Choice from Dallas for Larry Stevens, DT. Dan Sartin, G, 6-2, 238, Mississippi. 5. Ronnie Lee South, QB, 6-1, 195, Arkansas. 6. Choice traded to San Francisco for Dave McCormick, T. 7. a) Ray Phillips, G, 6-3, 245, Michigan. (b) Choice acquired from Detroit for Charles Bradshaw. T. Eugene Howard, FL, 6-0, 190, Langston (Okla.). 8. Dick Swatland, G, 6-2½, 245, Notre Dame. 9. Joe Blake, G, 6-2, 280, Tulsa. 10. Doug Robinson, DB, 6-1, 190, Iowa State. 11. Bennie Blocker, RB, 6-5, 235, South Carolina State. 12. John Beck, DB, 6-0, 185, San Diego State. 13. Kayo Trepanier, OT, 6-4, 250, Montana State. 14. Herbert Covington, RB, 6-0, 215, Memphis State. 15. Wilmer Cooks, RB, 6-2½, 228, Colorado (Did not sign). 16. Elie Ghattas, OG, 6-1, 242, Ball State (Ind.). 17. Jim Ferguson, LB, 6-4, 240, U.S.C.

SAINTS FROM THE EXPANSION DRAFT, 1967

To assure the New Orleans Saints a nucleus of veteran players, the National Football League conducted an expansion draft on February 9-10, 1967. With the exception of Atlanta, which was exempted from the expansion draft because it was only in its second year of operation, each of the NFL clubs was allowed to freeze 29 players, thus leaving 11 players from their active 40-man roster to be selected by the Saints. The Saints selected one man from each team and then each club was allowed to freeze two more players. From the remaining list of unfrozen players, the Saints selected two more from each club, thus making a total of 42 veteran players selected in all. Following is a list of players acquired in the expansion draft and their disposition as far as the Saints were concerned.

1966 Club	Player	Position	Disposition
Baltimore	Jackie Burkett	LB	On Saints Regular Roster
Baltimore	Ted Davis	LB	On Saints Regular Roster
Baltimore	Steve Stonebreaker	LB	On Saints Regular Roster
Chicago	Riley Mattson	OT	Did Not Report to Camp
Chicago	Brian Schweda	DE	On Saints Regular Roster
Chicago	Dave Whitsell	DB	On Saints Regular Roster
Cleveland	Jim Battle	OT	Cut during pre-season games
Cleveland	John Morrow	C	Cut during training camp
Cleveland	Walter Roberts	FB	On Saints Regular Roster
Dallas	Obert Logan	DB	On Saints Regular Roster
Dallas	Bill Sandeman	OT	Waived, Picked up by Atlanta
Dallas	Larry Stephens	DT	Traded to Dallas
Detroit	Bill Cody	LB	On Saints Regular Roster
Detroit	Bobby Lee Smith	DB	Cut during pre-season games
Detroit	Willie Walker	SE	Went into U.S. Service
Green Bay	Bill Curry	CLB	Traded to Baltimore
Green Bay	Paul Hornung	RB	Retired because of injury
Green Bay	Phil Vandersa	LB	On Saints Regular Roster '67, Traded to Green Bay, 1968
Los Angeles	Steve Heckard	FL	Cut during pre-season games
Los Angeles	Earl Leggett	DT	On Saints Regular Roster
Los Angeles	Joe Wendryhoski	C	On Saints Regular Roster
Minnesota	Tom Hall	FL	On Saints Regular Roster, '67, Waived, picked up by Minnesota, 1968
Minnesota	George Rose	DB	On Saints Regular Roster, '67, Traded to S. Francisco, '68
Minnesota	Mike Tilleman	DT	On Saints Regular Roster
New York	Jim Garcia	DE	On Saints Regular Roster
New York	Bob Scholtz	OT	Did Not Report to Camp
New York	Gary Wood	QB	On Saints Regular Roster
Philadelphia	Dave Cahill	DE	Traded to Los Angeles
Philadelphia	Ray Rissmiller	OT	On Saints Regular Roster
Philadelphia	Fred Whittingham	LB	On Saints Regular Roster
Pittsburgh	Charlie Bradshaw	C	Traded to Detroit
Pittsburgh	Jerry Simmons	SE	Waived, Picked up by Atlanta
Pittsburgh	Bob Smith	RB	Cut during pre-season games
St. Louis	Jimmy Heidel	DB	On Saints Regular Roster
St. Louis	Ray Ogden	FL	Traded to Atlanta
St. Louis	Dave Simmons	LB	On Saints Regular Roster
San Francisco	Bill Kilmer	QB	On Saints Regular Roster
San Francisco	Elbert Kimbrough	DB	Did not report to camp, '67 Signed, '68
San Francisco	Kent Kramer	TE	On Saints Regular Roster
Washington	Tom Barrington	RB	On Saints Regular Roster
Washington	Don Croftcheck	G	Traded to Chicago
Washington	Jake Kupp	G	Waived, picked up by Atlanta '67, Ret. to Saints, 1968

1967 SAINTS REGULAR SEASON PARTICIPANTS

OFFENSE

ENDS, FLANKERS:

Dan Abramowicz, Vern Burke*, **John Gilliam**, Tom Hall, **Jim Hester***, Kent Kramer, **Elijah Nevett***, Ray Ogden*, Ray Poage, Walter Roberts, Jerry Simmons*.

TACKLES:

Dick Anderson, **George Harvey***, **Jerry Jones**, Dave McCormick*, **Ray Rissmiller***, Bill Sandeman*, Jerry Sturm.

GUARDS:

Jake Kupp*, **Roy Schmidt**, Eli Strand, **Del Williams**.

CENTER:

Joe Wendryhoski

QUARTERBACKS:

Gary Cuozzo, Bill Kilmer, Gary Wood.

RUNNING BACKS:

Tom Barrington, **Charlie Brown**, **Jimmy Jordan***, **Les Kelley**, **Don McCall**, Randy Schultz, Jimmy Taylor, Ernie Wheelwright.

KICKING SPECIALISTS:

Tom McNeill (punt), **Charlie Durkee** (placekicking)

DEFENSE

LINEMEN:

Doug Atkins, Lou Cordileone, Jim Garcia*, Earl Leggett, **Dave Rowe**, Mike Tilleman, Brian Schweda.

LINEBACKERS:

Jackie Burkett, Bill Cody, Ted Davis, Dave Simmons*, Steve Stonebreaker*, Phil Vandersa*, Fred Whittingham.

BACKS:

Jim Burris, **Bruce Cortez***, **John Douglas**, **Ben Hart***, Jim Heidel, Obert Logan, George Rose, Dave Whitsell, George Youngblood.

*Not on active roster at end of season.
Rookies are set in bold face.

TRADES, 1967-68

Player	Pos.	To	For
Bill Curry	C-LB	Baltimore	Gary Cuozzo
No. 1 DC, (1967) No. 3 DC (1967)			Butch Allison
Charles Bradshaw	OT	Detroit	Bruce McLenna No. 7 DC (1968)
Dave Cahill	DE	Los Angeles	Mike Capshaw No. 5 DC (1968)
Don Croftcheck	G	Chicago	Doug Atkins Herman Lee
No. 1 DC (1968)		Green Bay	Jimmy Taylor
Phil Vandersa*	LB	San Francisco	Dave McCormick No. 4 DC (1968)
No. 6 DC (1968)		Dallas	Ernie Wheelwright
Larry Stephens	DT	Atlanta	DIA (1968)
Ray Ogden	OE	Minnesota	DI (1969)
Gary Cuozzo	QB		Dan Colchico
Jim Jordan	DB	San Francisco	Monty Stickles
George Rose	TE	San Francisco	

*Trade called for player to be named later and Vandersa was designated after the 1967 season.

1967 SAINTS' NOTABLES

CAPTAINS: Joe Wendryhoski (offense); Steve Stonebreaker (defense); Eli Strand (special teams)

OUTSTANDING PERFORMANCES

Walter Roberts scored three touchdowns (91, kickoff return; 28, run with fumble; 49, pass from Cuozzo) in Saints' first victory against Philadelphia. Dan Abramowicz caught 12 passes for 156 yards in Pittsburgh game. John Gilliam returned season-opening kickoff 94 yards for touchdown vs. Los Angeles. Dave Whitsell returned intercepted passes for touchdowns of 26 yards (Dallas) and 41 yards (Philadelphia). Whitsell named NFL defensive player of week and Roberts NFL offensive player of week following Philadelphia victory on Nov. 5. Jimmy Taylor caught at least one pass in Saints' first 13 games, then missed catching one for the first time in the final game. Abramowicz caught only nine passes in first six games, then caught 41 in the next eight. Charlie Durkee kicked 27 of 27 extra-point attempts in league play. Bill Kilmer was the quarterback "of record" in winning relief appearances against Atlanta and Washington.

DEPARTMENTAL LEADERS

	Name	Record	NFL Finish
Scoring	Charlie Durkee	69 Pts, 27-27 X-Ps, 32-14 FGs	15th
Rushing	Jim Taylor	390 yds., 130 atts., 3.0 avg.	23rd
Passing	Gary Cuozzo	134 of 260, 1562 yds., 515 pct., 7 TDs, 12 int.	9th
Receiving	Dan Abramowicz	50 for 721 yds., 6 TDs	13th
Punting	Tom McNeill	74 for 42.9 avg., Long 66	Tied 2nd
Interceptions	Dave Whitsell	10 for 178 yds., 2 TDs	Tied 1st
Kickoff Returns	John Gilliam	16 for 481 yds., 30.1 avg., 1 TD	3rd
Punt Returns	Walt Roberts	11 for 50 yds., 4.5 avg.	

LONGEST PLAYS

Longest scoring run—49 yds., Don McCall, vs. Washington, 12-17-67
 Longest non-scoring run—31 yds., Bill Kilmer, vs. Los Angeles, 9-17-67
 Longest scoring pass—80 yds., Bill Kilmer to Dan Abramowicz, vs. Washington, 12-17-67
 Longest non-scoring pass—96 yds., Bill Kilmer to Walter Roberts, vs. Philadelphia, 11-19-67
 Longest interception return—41 yds., Dave Whitsell, vs. Philadelphia, 11-5-67 (TD)
 Longest punt return—13 yds., Charlie Brown, vs. Baltimore, 12-10-67
 Longest kickoff return—94 yards, John Gilliam, vs. Los Angeles, 9-17-67 (TD)
 Longest field goal—47 yards, Charlie Durkee, vs. Dallas, 10-15-67

HONORS: PRO BOWL: Dave Whitsell. **ALL-ROOKIE TEAM:** Dan Abramowicz, Del Williams, Jerry Jones, Dave Rowe, John Douglas, Charlie Durkee, Tom McNeill. **ALL-NFL (A.P. 2nd):** Dave Whitsell. **UPI Comeback Player of Year in NFL:** Dave Whitsell; **Saints and Sinners Grid Club Awards:** Outstanding Offensive Lineman, Dan Abramowicz; Outstanding Offensive Back, Bill Kilmer; Outstanding Lineman or Linebacker, Steve Stonebreaker; Outstanding Defensive Back, Dave Whitsell; Most Valuable Player, Dave Whitsell; Outstanding Rookie, Dan Abramowicz; Touchdown Club of New Orleans Awards: Outstanding Offensive Player, Dan Abramowicz, Outstanding Defensive Player, Doug Atkins.

THE NEW ORLEANS SAINTS STORY, CHAPTER I

The City of New Orleans celebrates its 250th year of existence in 1968. During those 250 years, the city has seen times of trial, times of triumph, days of struggle, days of glory; she's experienced building, destruction, re-building, more construction—caused by war, natural disaster, neglect . . . all these. It's been a colorful history, full of highlights and turning points, ups and downs just as any great city. Many of its years have been marked with significance . . . but 1967 will certainly be remembered in a special way. For 1967 saw the coming of the Saints . . . that is, The NFL New Orleans Saints.

The phenomenon of the Saints has been examined many times and no satisfactory explanation has yet been advanced. Suffice it to say, the Saints seemed to be a rallying vehicle for all of New Orleans, for all of the Gulf Coast region!

New Orleans is perhaps best known for the historic Vieux Carre or French Quarter, and for the madness that is Mardi Gras—Carnival for all it's citizens and millions of visitors. Now, New Orleans is also identified with the Saints . . . their football team.

Louisiana has long been a fertile territory for football at all levels . . . city and parish recreation department, high school, college. Some who had long sought a franchise in professional football for Louisiana thought the interest would spread to include this advanced level of grid-iron competition. Few, if any, envisioned the impact that the Saints would have. Least of all, the New Orleans Saints themselves!

"Saints Fever" began its reign along about mid-summer when the first team representatives began training for their first NFL season. True, the interest had been apparent since the franchise was awarded to the city back on — take note — 'All Saints Day' (Nov. 1), 1966. The city being determined, the next step was naming the owner. This was accomplished in late December, 1966, when John W. Mecom, Jr. was named the principal owner for the NFL's newest. There followed, in quick succession, the actual dubbing of the team the "Saints"—there had been little doubt of the team's nametag from the outset — the hiring and building of the organization, the drafting of veteran players and collegiate aspirants, and finally, the first day of ticket sales. Louisianians responded with a record-shattering 20,000 sales the very first day of the public sale in early March. The season ticket sales figures climbed steadily for the next few months, finally closing at 33,400 before the Saints had thrown the first pass on home soil.

By the time that first pass was thrown, the Saints had completed their first training camp in San Diego and for the first time, had set foot in New Orleans as a team. That team, facing their sixth pre-season foe with the astonishing record of having won four of their first five contests, found an adoring city at their feet as they faced their final pre-season

(Continued)

opponent, the Atlanta Falcons. It was a battle, but the Saints won that final pre-season game, too, by upsetting the young Atlanta Falcons, 27-14, before 67,486 wildly ecstatic fans at Tulane Stadium.

For their debut in New Orleans, the Saints' formally introduced New Orleanians to "Mardi Gras in Autumn." There were football fireworks for 60 minutes, and before and during the game, spectators were entertained with traditional jazz bands, fireworks displays specially designed for the occasion, flambeaux carriers, the appearance of "The King" himself . . . none other than part-owner and chief cheerleader, Al Hirt . . . in addition to the traditional ingredients of a football game — cheerleaders, precision marching routines and music by both high school and professional musicians. When the evening was over, it was a triumph for all.

The next week, Sunday, Sept. 17, the New Orleans Saints hosted the Los Angeles Rams in their first-ever (for keeps) NFL game. And unbelievably, the Saints took the game's opening kickoff and raced 94 yards for a touchdown. The crowd noise was deafening!

The Saints lost the game—and were to lose for the next seven Sundays but they never lost their adoring fans. As a matter of fact, the scores of the games were seldom discussed. None would concede that winning was not important; rather, it was always "next week we'll get 'em." And finally, that day came . . . on Sunday, Nov. 5 in Tulane Stadium the Philadelphia Eagles bowed to the Saints, 31-24. Ironically, the smallest New Orleans crowd of the year was on hand for the historic moment, but their lusty cheers more than filled the cavern that is Tulane Stadium.

In the waning weeks of the '67 season, New Orleans won one more game on home grounds . . . in their final home game, and again, the Falcons were victimized by their younger brothers. After that final home appearance, the 1967 Saints, team and coaches, remained on the field for a unique closing ceremony . . . and a sellout crowd of 83,437 stayed with them to cheer and relive the poignant moments of the Saints' first year. It was almost anti-climatic, but New Orleans had three games remaining before graduating to sophomore status.

And it was not for three more weeks, at their final game of the year, that they found the winning formula again. In D. C. Stadium on Dec. 17, the Saints convincingly defeated the Washington Redskins, 30-14, to close a most memorable year.

Their five of six pre-season victories set a record . . . many records, in fact. Their three win, eleven loss regular season record tied the modern-day NFL record for expansion teams. They would have liked to have set a record here too — but records will wait. They will come.

What the Saints did in 1967 was focus the attention of the sports world on a great Southern city . . . and New Orleans gave the Saints the happiest home any pro football team could wish.

It truly is a love affair in full-bloom.

And, Saints' fever rages on . . . we hope it never breaks.

REVIEW OF SAINTS 1967 SEASON

Los Angeles 27, New Orleans 13

September 17 at New Orleans

Saints	7	3	0-13
Rams	3	10	7-27

New Orleans—Gilliam, 94 kickoff return (Durkee kick)

Los Angeles—Field Goal, Gossett 10

Los Angeles—Field Goal, Gossett 20

New Orleans—Field Goal, Durkee 44

Los Angeles—Gabriel, 2 rush (Gossett kick)

New Orleans—Field goal, Durkee 25

Los Angeles—Bass, 13 rush (Gossett kick)

Los Angeles—Josephson, 14 pass from Gabriel (Gossett kick)

TEAM STATISTICS

	Saints	Rams
First Downs	17	23
Rushing Yardage	125	170
Passing Yardage	174	292
Passes (A-M)	40-19	37-17
Passes Intercepted by	0	2
Punts (No Avg.)	6-45.5	5-44.4
Fumbles Lost	1	1
Yards Penalized	72	56

Attendance: 80,879

INDIVIDUAL STATISTICS

Rushing

New Orleans—Taylor, 13 for 38; Barrington, 2 for 12; Kilmer, 5 for 65; Gilliam, 1 for 6; McNeill, 1 for 16.

Los Angeles—Bass, 14 for 98; Gabriel, 3 for 13; Josephson, 12 for 41; Mason, 4 for 16; Stiger, 1 for 2.

Passing

New Orleans—Kilmer, 19 of 40 for 200 yards (2 interceptions).

Los Angeles—Gabriel, 17 of 37 for 302 yards.

Receiving

New Orleans—Gilliam, 4 for 40; Kramer, 1 for 15; Ogden, 1 for 19; Roberts, 2 for 19; Taylor, 4 for 25; Hall, 5 for 63; Simmons, 1 for 16; Hester, 1 for 3.

Los Angeles—Truax, 1 for 7; Casey, 4 for 107; Snow, 1 for 29; Bass, 2 for 48; Josephson, 5 for 78; Mason, 3 for 24; Pope 1 for 9.

Washington 30, New Orleans 10

September 24 at New Orleans

Saints	3	7	0-10
Redskins	6	14	0-30

Washington—McDonald, 1 rush (Love kick blocked)

New Orleans—Field Goal, Durkee 27

New Orleans—Roberts, 36 pass from Kilmer (Durkee kick)

Washington—McDonald, 36 rush (Love kick)
Washington—C. Taylor, 40 pass from Jurgensen (Love kick)

Washington—McDonald, 15 rush (Love kick)

Washington—Field Goal, Love 47

TEAM STATISTICS

	Saints	Redskins
First downs	13	17
Rushing Yardage	81	181
Passing Yardage	208	211
Passes (A-M)	38-19	20-13
Passes Intercepted by	1	0
Punts (No-Avg.)	5-46.0	4-43.2
Fumbles Lost	0	0
Yards Penalized	57	45

Attendance: 74,937

INDIVIDUAL STATISTICS

Rushing

New Orleans—Kilmer, 4 for 33; McCall, 7 for 9; Taylor, 6 for 29; Gilliam, 2 for 11; Barrington, 3 for —1.

Washington—Mitchell, 12 for 44; McDonald, 15 for 98; Jurgensen, 1 for 4; Whitfield, 3 for 12.

Passing

New Orleans — Kilmer, 13 of 25 for 167. Cuozzo, 5 of 12 for 66; McNeill, 1 of 1 for 24.

Washington—Jurgensen, 9 of 14 for 148 (1 interception); Ninowski, 4 of 6 for 63.

Receiving

New Orleans—Taylor, 1 for 7; Poage, 2 for 70; Roberts, 2 for 42; Hall, 2 for 18; Kramer, 3 for 24; Barrington, 1 for 5; Abramowicz, 1 for 24; Hester, 1 for 7; McCall, 1 for 4; Simmons, 1 for 9; Gilliam, 4 for 47.

Washington—Mitchell, 2 for 62; Taylor, 3 for 45; McDonald, 2 for 6; Smith, 2 for 38; Love, 3 for 29; Richter, 1 for 31.

Cleveland 42, New Orleans 7

October 1 at New Orleans

Saints	0	7	0-7
Browns	7	7	13-42

Cleveland—Warfield, 18 pass from Ryan (Groza kick)

New Orleans—Taylor, 2 rush (Durkee kick)
Cleveland—Green, 41 pass from Ryan (Groza kick)

Cleveland—Kelly, 1 rush (Groza kick)

Cleveland—Green, 2 rush (Groza kick)

Cleveland—Warfield, 50 pass from Ryan (Groza kick)

Cleveland—Smith, 1 fumble recovery (Groza kick)

TEAM STATISTICS

	Saints	Browns
First downs	17	23
Rushing Yardage	68	198
Passing Yardage	198	223
Passes (A-M)	40-19	26-13
Passes Intercepted by	3	4
Punts (No-Avg.)	4-34.5	3-41.7
Fumbles Lost	1	1
Yards Penalized	39	30
Attendance: 77,045		

INDIVIDUAL STATISTICS

Rushing

New Orleans—McCall, 6 for 10; Taylor, 10 for 34; Kilmer, 1 for -3; Cuozzo, 2 for 6; Gilliam, 1 for 19; Barrington, 1 for 2.
Cleveland—Kelly, 20 for 110; Green, 17 for 46; Conjar, 6 for 7; Pietrosante, 2 for 35.

Passing

New Orleans—Kilmer, 11 of 25 for 135 (3 interceptions); Cuozzo, 7 of 12 for 87; Wood, 1 of 3 for 9.

Cleveland—Ryan, 11 of 21 for 205; Lane, 2 of 4 for 43; Shiner, 0 of 1.

Receiving

New Orleans—Taylor, 3 for 21; Poage, 4 for 73; Kramer, 1 for 7; Abramowicz, 1 for 15; McCall, 1 for 26; Gilliam, 8 for 77; Roberts, 1 for 12.

Cleveland—Smith, 4 for 65; Warfield, 4 for 107; Green, 4 for 66; Kelly, 1 for 13.

New York Giants 27, New Orleans 21

October 8 at New York

Saints	7	7	7	0-21
New York	7	7	6	7-27
New York—Koy, 1 rush (Murdock kick)				
New Orleans—Abramowicz, 13 pass from Cuozzo (Durkee kick)				
New Orleans—Cuozzo, 1 rush (Durkee kick)				
New York—Frederickson, 2 rush (Murdock kick)				
New York—Jones, 34 pass from Tarkenton (Murdock kick blocked)				
New Orleans—Gilliam, 19 pass from Cuozzo (Durkee kick)				
New York—Crespinio, 11 pass from Tarkenton (Harris kick)				

TEAM STATISTICS

	Saints	Giants
First Downs	16	28
Rushing Yardage	73	187
Passing Yardage	138	348
Passes (A-M)	28-14	28-18
Passes Intercepted by	1	1
Punts (No-Avg.)	4-44.0	0
Fumbles Lost	0	0
Yards Penalized	42	95
Attendance: 62,670		

INDIVIDUAL STATISTICS

Rushing

New Orleans—Taylor, 12 for 37; Gilliam, 2 for 18; McNeill, 1 for 10; Cuozzo, 2 for 8.
New York—Frederickson, 18 for 63; Koy, 18 for 68; Jones, 1 for 15; Tarkenton, 8 for 41.

Passing

New Orleans—Cuozzo, 14 of 28 for 156 (1 interception).

New York—Tarkenton, 18 of 28 for 348 (1 interception).

Receiving

New Orleans—Hall, 3 for 39; Burke, 2 for 35; Taylor, 4 for 8; Gilliam, 2 for 28; Poage, 1 for 6; Abramowicz, 2 for 40.

New York—Thomas, 6 for 123; Morrison, 4 for 90; Crespinio, 1 for 11; Frederickson, 2 for 26; Koy, 3 for 20; Jones, 2 for 78.

Dallas 14, New Orleans 10

October 15 at Dallas

Saints	0	7	3	0-10
Dallas	7	7	0	0-14
Dallas—Perkins, 20 rush (Villanueva kick)				
New Orleans—Whitsell, 26 interception return (Durkee kick)				
Dallas—Rentzel, 20 pass from Morton (Villanueva kick)				
New Orleans—Field Goal, Durkee 47				

TEAM STATISTICS

	Saints	Cowboys
First Downs	12	18
Rushing Yardage	42	125
Passing Yardage	165	109
Passes (A-M)	40-20	30-11
Passes Intercepted by	2	1
Punts (No. Avg.)	7-47.0	6-35.6
Fumbles Lost	2	1
Yards Penalized	100	80
Attendance: 52,562		

INDIVIDUAL STATISTICS

Rushing

New Orleans—Wheelwright, 6 for 15; Taylor, 10 for 21; Kilmer, 3 for 6.

Dallas—Perkins, 13 for 34; Shy, 1 for -4; Reeves, 12 for 63; Norman, 2 for 27; Morton, 4 for -7; Garrison, 2 for 10; Baynham, 1 for 2.

Passing

New Orleans—Cuozzo, 12 of 22 for 101 (1 interception); Kilmer, 8 of 18 for 105.

Dallas—Morton, 11 of 29 for 128 (2 interceptions); Reeves, 0 of 1.

Receiving

New Orleans—Abramowicz, 5 for 65; Hall, 4 for 63; Taylor, 3 for 12; Wheelwright, 1 for -2; Burke, 3 for 29; Poage, 3 for 30; Roberts, 1 for 9.

Dallas—Rentzel, 3 for 43; Reeves, 2 for 14; Perkins, 2 for 29; Norman, 2 for 19; Garrison, 1 for 14; Clarke, 1 for 9.

San Francisco 27, New Orleans 13

October 22 at San Francisco

Saints	0	6	7	0-13
49ers	3	7	7	10-27
San Francisco—Field Goal, Davis 50				
New Orleans—Field goal, Durkee, 39				
New Orleans—Field goal, Durkee 34				
San Francisco—Windsor, 2 pass from Brodie (Davis kick)				
New Orleans—Roberts, 47 pass from Cuozzo (Durkee kick)				
San Francisco—Witcher, 15 pass from Brodie (Davis kick)				
San Francisco—Field goal, Davis 39				
San Francisco—Willard, 2 rush (Davis kick)				

TEAM STATISTICS

	Saints	49ers
First Downs	12	20
Rushing Yardage	72	136
Passing Yardage	128	182
Passes (A-M)	29-13	40-20
Passes Intercepted by	0	2
Punts (No. Avg.)	7-45.4	7-37.8
Fumbles Lost	0	1
Yards Penalized	43	82
Attendance: 34,285		

INDIVIDUAL STATISTICS

Rushing

New Orleans—Wheelwright, 9 for 52; Taylor, 10 for 29; Barrington, 1 for 1; Kilmer, 1 for 0.
San Francisco—Crow, 11 for 52; Willard, 12 for 38; Brodie, 4 for 33; Cunningham, 2 for 8; Tucker, 3 for 5.

Passing

New Orleans—Cuozzo, 11 of 20 for 138 (1 interception); Kilmer, 3 of 9 for 26 (1 interception).

San Francisco—Brodie, 20 of 38 for 198; Spurrier, 0 of 2.

Receiving

New Orleans—Roberts, 3 for 67; Taylor, 3 for 24; Burke, 3 for 20; Wheelwright, 2 for 10; Gilliam, 1 for 15; Hall, 1 for 14; Poage, 1 for 14.
San Francisco—Crow, 5 for 47; Parks, 4 for 38; Willard, 3 for 38; Witcher, 2 for 23; Randle, 2 for 16; Stickle, 1 for 13; Cunningham, 1 for 11; Lewis, 1 for 10; Windsor, 1 for 2.

Pittsburgh 14, New Orleans 10

October 29 at New Orleans

Saints	3	7	0	0-10
Steelers	0	0	0	14-14
New Orleans—Field goal, Durkee, 37				
New Orleans—Taylor, 2 rush (Durkee kick)				
Pittsburgh—Wilburn, 5 pass from Nelsen (Clark kick)				
Pittsburgh—Shy, 33 rush (Clark kick)				

TEAM STATISTICS

	Saints	Steelers
First Downs	19	19
Rushing Yardage	83	179
Passing Yardage	225	88
Passes (A-M)	35-19	26-13
Passes Intercepted by	4	1
Punts (No.-Avg.)	4-38.5	4-38.0
Fumbles Lost	0	0
Yards Penalized	75	65
Attendance: 68,911		

INDIVIDUAL STATISTICS

Rushing

New Orleans—Wheelwright, 7 for 24; Taylor, 11 for 30; Cuozzo, 2 for 3; Barrington, 7 for 26.
Pittsburgh—Gros, 12 for 30; Butler, 3 for 29; Hoak, 8 for 23; Jefferson, 1 for -11; Shy, 10 for 108.

Passing

New Orleans—Cuozzo, 19 of 35 for 236 (1 interception).
Pittsburgh—Nix, 8 of 20 for 68 (4 interceptions); Nelsen, 5 of 6 for 41.

Receiving

New Orleans—Abramowicz, 12 for 156; Taylor, 5 for 44; Barrington, 1 for 29; Hall, 1 for 7.
Pittsburgh—Wilburn, 4 for 46; Shy, 3 for 14; Gros, 1 for 15; Jefferson, 2 for 12; Hoak, 2 for 19; Hilton, 1 for 10.

New Orleans 31, Philadelphia 24

November 5 at New Orleans

Saints	7	7	10	7-31
Eagles	0	10	0	14-24
New Orleans—Roberts, 91 kickoff return (Durkee kick)				
New Orleans—Roberts, 28 fumble recovery after 27 Cuozzo-Taylor pass (Durkee kick)				
Philadelphia—Field goal, Baker 41				
Philadelphia—Kelly, 23 pass from Snead (Baker kick)				
New Orleans—Field goal, Durkee 12				
New Orleans—Whitsell, 41 interception return (Durkee kick)				
Philadelphia—Ballman, 14 pass from Snead (Baker kick)				
New Orleans—Roberts 49 pass from Cuozzo (Durkee kick)				
Philadelphia—Brown, 33 pass from Snead (Baker kick)				

TEAM STATISTICS

	Saints	Eagles
First Downs	13	20
Rushing Yardage	112	96
Passing Yardage	137	263
Passes (A-M)	16-9	36-19
Passes Intercepted by	2	2
Punts (No.-Avg.)	3-45.7	5-29.2
Fumbles Lost	0	0
Yards Penalized	5	54
Attendance: 59,596		

INDIVIDUAL STATISTICS

Rushing

New Orleans—Wheelwright, 5 for 19; Cuozzo, 8 for 17; Taylor, 9 for 25; Schultz, 4 for 13; Barrington, 8 for 36; McCall, 1 for 2.

Philadelphia—Lang, 6 for 12; Woodeshick, 13 for 47; T. Brown, 7 for 37.

Passing

New Orleans—Cuozzo, 9 of 16 for 151 (2 interceptions)
Philadelphia—Snead, 19 of 36 for 292 (2 interceptions)

Receiving

New Orleans—Abramowicz, 2 for 12; Kramer, 5 for 51; Taylor, 1 for 27; Roberts, 1 for 49.

Philadelphia—Lang, 1 for 10; Goodwin, 1 for 23; T. Brown, 5 for 93; Ditka, 2 for 26; Kelly, 1 for 22; Hawkins, 4 for 56; Woodeshick, 1 for 12; Ballman, 4 for 50.

Dallas 27, New Orleans 10

November 12 at New Orleans

Saints	7	0	3	0-10
Cowboys	7	7	10	3-27
New Orleans—Abramowicz, 9 pass from Cuozzo (Durkee kick)				
Dallas—Perkins, 14 rush (Villanueva kick)				
Dallas—Reeves, 5 rush (Villanueva kick)				
New Orleans—Field goal, Durkee 11				
Dallas—Field goal, Villanueva 21				
Dallas—Clarke, 56 rush (Villanueva kick)				
Dallas—Field goal, Villanueva 12				

TEAM STATISTICS

	Saints	Cowboys
First Downs	14	18
Rushing Yardage	43	202
Passing Yardage	168	178
Passes (A-M)	37-18	21-9
Passes Intercepted by	1	2
Punts (No.-Avg.)	7-45.7	4-41.5
Fumbles Lost	1	1
Yards Penalized	80	70
Attendance: 83,437		

INDIVIDUAL STATISTICS

Rushing

New Orleans—Taylor, 14 for 39; Barrington, 4 for 4.
Dallas—Perkins, 17 for 60; Reeves, 13 for 37; Norman, 1 for 11; Garrison, 7 for 38; Meredith, 1 for 0; Clarke, 1 for 56.

Passing

New Orleans—Cuozzo, 16 of 32 for 172 (1 interception); Kilmer, 2 of 4 for 30 (1 interception); Barrington, 0 of 1.
Dallas—Meredith, 9 of 21 for 186 (1 interception)

Receiving

New Orleans—Abramowicz, 7 for 74; Taylor, 2 for 6; Roberts, 3 for 45; Schultz, 1 for 18; Poage, 1 for 21; Gilliam, 1 for 11; Kramer, 1 for 11; Barrington, 2 for 16.
Dallas—Norman, 2 for 54; Hayes, 1 for 15; Rentzel, 1 for 19; Clarke, 2 for 34; Perkins, 2 for 18; Reeves, 1 for 46.

Philadelphia 48, New Orleans 21

November 19 at Philadelphia

Saints	0	7	0	14-21
Eagles	3	28	10	7-48
Philadelphia—Field goal, Baker 21				
Philadelphia—Hawkins, 10 pass from Snead (Baker kick)				
New Orleans—Abramowicz, 22 pass from Cuozzo (Durkee kick)				
Philadelphia—Woodeshick, 5 rush (Baker kick)				
Philadelphia—Kelly, 35 pass from Snead (Baker kick)				
Philadelphia—Woodeshick, 13 pass from Snead (Baker kick)				
Philadelphia—Hawkins, 19 pass from Snead (Baker kick)				
Philadelphia—Field goal, Baker 37				
Philadelphia—Lang, 15 pass from Hill (Baker kick)				
New Orleans—McCall, 11 pass from Kilmer (Durkee kick)				
New Orleans—Abramowicz, 1 pass from Kilmer (Durkee kick)				

TEAM STATISTICS

	Saints	Eagles
First Downs	15	21
Rushing Yardage	72	90
Passing Yardage	237	331
Passes (A-M)	33-16	34-21
Passes Intercepted by	2	2
Punts (No.-Avg.)	5-38.2	5-37.4
Fumbles Lost	3	1
Yards Penalized	47	40
Attendance: 60,751		

INDIVIDUAL STATISTICS

Rushing

New Orleans—Taylor, 8 for 19; Wheelwright, 3 for 14; Barrington, 3 for 7; Cuozzo, 2 for 0; McCall, 4 for 15; Schultz, 2 for 17.
Philadelphia—Brown, 11 for 48; Woodeshick, 5 for 22; Lang, 6 for 15; Jones, 3 for 4; Goodwin, 1 for 1.

Passing

New Orleans—Cuozzo, 9 of 21 for 106 (1 interception); Kilmer, 7 of 12 for 156 (1 interception)
Philadelphia—Snead, 19 of 27 for 309 (2 interceptions); Hill, 2 of 7 for 33.

Receiving

New Orleans—Taylor, 7 for 50; Abramowicz, 4 for 51; McCall, 2 for 45; Schultz, 1 for 7; Roberts, 2 for 109.
Philadelphia—Woodeshick, 3 for 37; Ballman, 2 for 18; Brown, 4 for 64; Kelly, 6 for 95; Hawkins, 3 for 88; Goodwin, 1 for 7; F. Hill, 1 for 18; Lang, 1 for 15.

New Orleans 27, Atlanta 24

November 26 at New Orleans

Saints	3	7	7	10-27
Falcons	0	21	0	3-24
New Orleans—Field Goal, Durkee 34				
Atlanta—Coffey, 1 rush (Traynham kick)				
Atlanta—McDonald, 32 pass from Dunn (Traynham kick)				
Atlanta—Martin, 5 pass from Johnson (Traynham kick)				
New Orleans—Kramer 7 pass from Cuozzo (Durkee kick)				
New Orleans—Schultz, 22 rush (Durkee kick)				
New Orleans—Field Goal, Durkee 32				
Atlanta—Field Goal, Traynham 26				
New Orleans—Kramer, 7 pass from Kilmer (Durkee kick)				

TEAM STATISTICS

	Saints	Falcons
First Downs	24	21
Rushing Yardage	141	183
Passing Yardage	230	86
Passes (A-M)	36-18	20-9
Passes Intercepted by	0	0
Punts (No.-Avg.)	1-28.0	3-41.7
Fumbles Lost	3	1
Yards Penalized	64	88
Attendance: 83,437		

INDIVIDUAL STATISTICS

Rushing

New Orleans—Wheelwright, 11 for 47; Taylor, 12 for 31; Schultz, 4 for 26; Barrington, 3 for 28; Kilmer, 1 for 9.
Atlanta—Coffey, 15 for 75; Johnson, 3 for 28; Rector, 14 for 63; Smith, 2 for 11; Dunn, 2 for 8; Moore, 1 for —2.

Passing

New Orleans—Cuozzo, 11 of 21 for 118; Kilmer, 7 of 15 for 112.
Atlanta—Johnson, 8 of 19 for 80; Dunn, 1 of 1 for 32.

Receiving

New Orleans—Wheelwright, 3 for 35; Abramowicz, 3 for 23; Poage, 5 for 71; Taylor, 1 for 8; Roberts, 1 for 20; Kramer, 4 for 38; Gilliam, 1 for 35.
Atlanta—Ogden, 2 for 44; Rector, 2 for 5; McDonald, 3 for 43; Martin, 1 for 5; Coffey, 1 for 15.

St. Louis 31, New Orleans 20

December 3 in St. Louis

Saints	3	3	7	7-20
Cardinals	7	0	10	14-31
New Orleans—Field goal, Durkee 41				
St. Louis—Roland, 54 rush (Bakken kick)				
New Orleans—Field goal, Durkee 16				
St. Louis—Smith, 20 pass from Hart (Bakken kick)				
New Orleans—Kilmer, 1 rush (Durkee kick)				
St. Louis—Field goal, Bakken 27				
St. Louis—Gault, 19 rush (Bakken kick)				
St. Louis—Smith, 76 pass from Hart (Bakken kick)				
New Orleans—Brown, 4 rush (Durkee kick)				

TEAM STATISTICS

	Saints	Cardinals
First Downs	17	12
Rushing Yardage	92	185
Passing Yardage	146	125
Passes (A-M)	43-17	19-8
Passes Intercepted by	3	1
Punts (No.-Avg.)	9-44.4	6-41.1
Fumbles Lost	2	2
Yards Penalized	80	83
Attendance: 41,171		

INDIVIDUAL STATISTICS

Rushing

New Orleans—Wheelwright, 7 for 22; Taylor, 8 for 34; McCall, 1 for —1; Kilmer, 3 for 20; Schultz, 5 for 8; Barrington, 1 for 5; Brown, 1 for 4.
St. Louis—Roland, 21 for 106; Gault, 8 for 62; Smith, 2 for 17.

Passing

New Orleans—Kilmer, 13 of 32 for 148 (1 interception); Cuozzo, 0 of 3; Wood, 4 of 8 for 53.
St. Louis—Hart, 6 of 14 for 106 (3 interceptions); Johnson, 2 of 5 for 32.

Receiving

New Orleans—Abramowicz, 4 for 77; Kramer, 2 for 21; Roberts, 1 for 12; Hall, 3 for 45; Wheelwright, 1 for 6; Gilliam, 1 for 11; Taylor, 1 for 9; Brown, 2 for 14; Schultz, 2 for 6.
St. Louis—Gambrell, 3 for 15; Smith, 2 for 96; Conrad, 1 for 4; Roland, 1 for —5; Gault, 1 for 28.

Baltimore 30, New Orleans 10

December 10 at Baltimore

Saints	0	0	10	0-10
Colts	7	10	3	10-30
Baltimore—Lorick, 1 rush (Michaels kick)				
Baltimore—Field goal, Michaels, 35				
Baltimore—Matte, 2 rush (Michaels kick)				
New Orleans—Field goal, Durkee 35				
Baltimore—Field goal, Michaels 21				
New Orleans—Brown, 6 rush (Durkee kick)				
Baltimore—Field goal, Michaels 17				
Baltimore—Hill, 1 rush (Michaels kick)				

TEAM STATISTICS

	Saints	Colts
First Downs	15	17
Rushing Yardage	73	125
Passing Yardage	195	127
Passes (A-M)	35-18	24-10
Passes Intercepted by	1	3
Punts (No.-Avg.)	5-33.4	5-47.0
Fumbles Lost	1	0
Yards Penalized	54	6
Attendance: 60,238		

INDIVIDUAL STATISTICS

Rushing

New Orleans—Cuozzo, 2 for 3; Barrington, 1 for 1; Brown, 4 for 14; Gilliam, 1 for 0; Schultz, 5 for 29; McNeill, 2 for 12; Taylor, 4 for 10; Wheelwright, 6 for 4.

Baltimore—Hill, 6 for 20; Lorick, 13 for 59; Matte, 16 for 46.

Passing

New Orleans—Cuozzo, 18 of 34 for 214 (3 interceptions); Barrington, 0 of 1.

Baltimore—Unitas, 10 of 24 for 148 (1 interception)

Receiving

New Orleans—Abramowicz, 2 for 28; Brown, 1 for 9; Kramer, 1 for 7; Poage, 5 for 68; Schultz, 6 for 92; Taylor, 3 for 10.

Baltimore—Berry, 1 for 12; Hawkins, 1 for 15; Hill, 1 for 33; Mackey, 5 for 46; Richardson, 2 for 42.

New Orleans 30, Washington 14

December 17 at Washington

Saints	0	7	9	14—30
Redskins	0	0	7	7—14
New Orleans—Abramowicz, 80 pass from Kilmer (Durkee kick)				
Washington—Taylor, 6 pass from Jurgensen (Alford kick)				
New Orleans—Safety (Love in end zone)				
New Orleans—Schultz, 1 rush (Durkee kick)				
New Orleans—Abramowicz, 13 pass from Kilmer (Durkee kick)				
Washington—Whitfield, 23 pass from Jurgensen (Alford kick)				
New Orleans—McCall, 49 rush (Durkee kick)				

TEAM STATISTICS

	Saints	Redskins
First Downs	15	19
Rushing Yardage	116	58
Passing Yardage	248	273
Passes (A-M)	28-17	49-26
Passes Intercepted by	2	2
Punts (No.-Avg.)	7-41.8	6-44.8
Fumbles Lost	0	1
Yards Penalized	36	30
Attendance: 50,486		

INDIVIDUAL STATISTICS

Rushing

New Orleans—Wheelwright, 5 for 11; Cuozzo, 1 for 6; Taylor, 3 for 14; Brown, 3 for —2; Schultz, 12 for 24; Kilmer, 2 for 12; McCall, 2 for 51.

Washington—Whitfield, 11 for 43; Larson, 4 for 9; Thurlow, 2 for 3; Mitchell, 1 for 3.

Passing

New Orleans—Cuozzo, 3 of 4 for 17; Kilmer, 14 of 24 for 262 (2 interceptions)

Washington—Jurgensen, 19 of 38 for 214 (1 interception); Ninowski, 7 of 11 for 59 (1 interception)

Receiving

New Orleans—Abramowicz, 7 for 144; Wheelwright, 2 for 12; Schultz, 4 for 63; Poage, 2 for 27; Kramer, 2 for 33.

Washington—Taylor, 8 for 91; Mitchell, 3 for 27; Thurlow, 4 for 41; Whitfield, 6 for 78; Smith, 5 for 36.

1967 FINAL STATISTICS

Scores

Rams 27, SAINTS 13	(H)	80,879
Redskins 30, SAINTS 10	(H)	74,937
Browns 42, SAINTS 7	(H)	77,045
Giants 27, SAINTS 21	(A)	62,670
Cowboys 14, SAINTS 10	(A)	52,562
49ers 27, SAINTS 13	(A)	34,285
Steelers 14, SAINTS 10	(H)	68,911
SAINTS 31, Eagles 24	(H)	59,596
Cowboys 27, SAINTS 10	(H)	83,437
Eagles 48, SAINTS 21	(A)	60,751
SAINTS 27, Falcons 24	(H)	83,437
Cardinals 31, SAINTS 20	(A)	41,171
Colts 30, SAINTS 10	(A)	60,238
SAINTS 30, Redskins 14	(A)	50,486

Team Statistics

	N. O.	Opp.
TOTAL FIRST DOWNS	220	276
Rushing	67	114
Passing	135	138
Penalties	18	24
TOTAL OFFENSE	3791	4928
Total No. Plays	864	902
Avg. per Play	4.4	5.5
RUSHING OFFENSE	1193	2092
Total No. Plays	334	469
Avg. per Play	3.6	4.5
PASSING OFFENSE	2598	2836
Atts.-Comp.	478-237	410-207
Comp. Pct.	49.6	50.5
Yds. Lost Att. Pass	52-391	23-199
Passes Had Intercepted	23	22
TD Passes	13	25
Avg. Gain per Att.	4.9	6.5
Avg. Gain per Comp.	12.6	14.7
PUNTS (No.-Avg.)	74-42.9	63-39.9
Had Blocked	0	0
PUNT RETURNS (No.-Yds.)	23-79	35-261
KICKOFF RET. (No.-Yds.)	72-1739	51-1166
INTERCEPTS (No.-Yds.)	22-333	23-303
PENALTIES (No.-Yds.)	76-795	83-824
FUMBLES (No.-No. Lost)	21-14	21-10

INDIVIDUAL STATISTICS

RUSHING	Atts.	Yds.	Avg.	Lg.	TD
Taylor	130	390	3.0	16	2
Wheelwright	59	198	3.4	13	0
Kilmer	20	142	7.1	31	1
Barrington	34	121	3.6	22	0
Schultz	32	117	3.7	22	2
McCall	21	86	4.1	49	1
*Cuozzo	19	43	2.3	10	1
Gilliam	7	41	5.9	19	0
McNeill	4	38	9.5	25	0
Brown	8	16	2.0	7	2
TOTALS	334	1192	3.6	49	9
Opp. Totals	469	2092	4.5	56	20

INTERCEPT. RET.	No.	Yds.	Avg.	Lg.	TD
Whitsell	10	178	17.8	41	2
Burkett	3	57	19.0	23	0
Logan	3	21	7.0	18	0
Douglas	1	19	19.0	19	0
*Rose	1	15	15.0	15	0
Simmons, D.	1	12	12.0	12	0
Whittingham	1	8	8.0	8	0
Heidel	1	2	2.0	2	0
*Hart	1	21	21.0	21	0
TOTALS	22	333	15.1	41	2
Opp. Totals	23	303	13.2	88	0

RECEIVING	No.	Yds.	Avg.	Lg.	TD
Abramowicz	50	721	14.4	80	6
Taylor	38	251	6.7	27	0
Poage	24	380	15.8	65	0
Gilliam	22	264	12.0	35	1
Kramer	20	207	10.4	17	2
*Hall	19	249	13.1	21	0
Roberts	17	384	22.6	96	3
Schultz	14	186	13.3	25	0
Wheelwright	9	61	6.8	18	0
*Burke	8	84	10.5	21	0
McCall	4	75	18.8	34	1
Barrington	4	50	12.5	29	0
Brown	3	23	7.7	9	0
*Simmons, J.	2	25	12.5	16	0
Hester	2	10	5.0	7	0
*Ogden	1	19	19.0	19	0
TOTALS	237	2989	12.6	96	13
Opp. Totals	207	3035	14.7	76	25

PASSING	Atts.	Comp.	Yds.	Pct.	Att. Pass	Attempt	Lg.	Int.	TD
*Cuozzo	260	134	1562	.515	33-236	6.0	49	12	7
Kilmer	204	97	1341	.475	18-147	6.6	96	11	6
Wood	11	5	62	.454	1-8	5.6	27	0	0
McNeill	1	1	24	1.000	0	24.0	24	0	0
Barrington	2	0	0	.000	0	0.0	0	0	0
TOTALS	478	237	2989	.496	52-391	4.9	96	23	13
Opp. Totals	410	207	3035	.505	23-199	6.5	76	22	25

*Player no longer with club

SCORING	TD	PAT	FG	Pts.
Durkee	0	27-27	32-14	69
Abramowicz	6	0	0	36
Roberts	5	0	0	30
Kramer	2	0	0	12
Gilliam	2	0	0	12
Taylor	2	0	0	12
Whitsell	2	0	0	12
Brown	2	0	0	12
Schultz	2	0	0	12
McCall	2	0	0	12
Kilmer	1	0	0	6
*Cuozzo	1	0	0	6
Anderson	0	0	0	2
TOTALS	27	27-27	32-14	233
Opp. Totals	48	48-46	28-15	379

PUNTING	No.	Yds.	Avg.	Lg.
McNeill	74	3174	42.9	66
TOTALS	74	3174	42.9	66
Opp. Totals	63	2511	39.9	68

PUNT RETURNS	No.	Yds.	Avg.	Lg.	FC	TD
Roberts	11	50	4.5	11	12	0
Gilliam	7	13	1.9	8	6	0
Douglas	2	15	7.5	12	1	0
Brown	3	1	0.3	13	2	0
TOTALS	23	79	3.4	13	21	0
Opp. Totals	35	261	7.5	29	14	0

KICKOFF RET.	No.	Yds.	Avg.	Lg.	TD
Roberts	28	737	26.3	91	1
Gilliam	16	481	30.1	94	1
McCall	7	198	28.3	68	0
Barrington	7	113	16.1	27	0
Brown	5	103	20.6	26	0
*Rose	1	21	21.0	21	0
Douglas	1	17	17.0	17	0
*Vandersea	1	13	13.0	13	0
Logan	1	0	0.0	0	0
Nevett	1	0	0.0	0	0
Sturm	1	0	0.0	0	0
*Jordan	3	56	18.7	27	0
TOTALS	72	1739	24.2	94	2
Opp. Totals	51	1166	22.9	94	0

CUMULATIVE SCORE BY PERIODS

SAINTS	40	75	66	52-233
Opponents	57	128	74	120-379
	Yds. Lost	Avg. per		
Pct.	Att. Pass	Attempt	Lg.	Int.
.515	33-236	6.0	49	12
.475	18-147	6.6	96	11
.454	1-8	5.6	27	0
1.000	0	24.0	24	0
.000	0	0.0	0	0
.496	52-391	4.9	96	23
.505	23-199	6.5	76	22

TEAM RECORDS — 1967 SINGLE GAME OFFENSE

SCORING

Most Points Scored

31 vs. Philadelphia (24), 11-5
30 at Washington (14), 12-17
27 vs. Atlanta (24), 11-26

Largest Margin of Victory

16 at Washington, 12-17
7 vs. Philadelphia, 11-5

Most Points One Half

23, second half at Washington, 12-17
17, second half vs. Philadelphia, 11-5
17, second half vs. Atlanta, 11-26

Most Points One Quarter

14, fourth quarter at Philadelphia, 11-19
14, fourth quarter at Washington, 12-17

TOTAL OFFENSE

Most Total Plays

67 vs. Atlanta, 11-26
66 vs. Los Angeles, 9-17
66 vs. Washington, 9-24

Most Yards, Total Offense

364 at Washington, 12-17 (116 rush, 248 pass)
371 vs. Atlanta, 11-26 (141 rush, 230 pass)

Highest Average Gain Per Play

6.3 at Washington, 12-17
5.5 vs. Atlanta, 11-26
5.3 at Philadelphia, 11-19

RUSHING OFFENSE

Most Rushes

35 vs. Philadelphia, 11-5
31 vs. Atlanta, 11-26

Most Yards Rushing

141 vs. Atlanta, 11-26
125 vs. Los Angeles, 9-17

Best Average Gain Per Rush

5.7 vs. Los Angeles, 9-17
5.6 vs. Atlanta, 11-26

FORWARD PASSING OFFENSE

Most Passes Attempted

43 at St. Louis, 12-3 (17 compl.)
40 vs. Los Angeles, 9-17 (19 comp.)
40 vs. Cleveland, 10-1 (19 comp.)
40 at Dallas, 10-15 (20 comp.)

Most Passes Completed

20 at Dallas, 10-15 (40 att.)
19 vs. Los Angeles, 9-17 (40 att.)
19 vs. Washington, 9-24 (28 att.)
19 vs. Cleveland, 10-1 (40 att.)
19 vs. Pittsburgh, 10-29 (35 att.)
18 vs. Dallas, 11-12 (37 att.)

Most Passes Had Intercepted

4 vs. Cleveland, 10-1
3 at Baltimore, 12-10

Most Yards Passing (Net)

248 at Washington, 12-10 (17 of 28)
237 at Philadelphia, 11-19 (16 of 33)
230 vs. Atlanta, 11-26 (18 of 36)
225 vs. Pittsburgh, 10-29 (19 of 35)

Best Completion Percentage

(10 or more passes)
.607 at Washington, 12-17 (17 of 28)
.543 vs. Pittsburgh, 10-29 (19 of 35)

Most TD Passes

3 at Philadelphia, 11-19

Most Times N. O. Passers Thrown for Losses

6 vs. Washington, 9-24
6 at Dallas, 10-15

Most Yards Lost Attempting to Pass

55 at St. Louis, 12-3
48 vs. Washington, 9-24

FIRST DOWNS

Most First Downs

24 vs. Atlanta, 11-26 (9 rush, 13 pass, 2 penalty)
19 vs. Pittsburgh, 10-29 (6 rush, 11 pass, 2 penalty)

Most First Downs Rushing

9 vs. Atlanta, 11-26
7 at St. Louis, 12-3

Most First Downs Passing

13 vs. Atlanta, 11-26
12 vs. Cleveland, 10-1

Most First Downs Penalties

2, in five games

PUNT RETURNS

Most Punt Returns

3 at Dallas, 10-15 (12 yds.)
3 vs. Los Angeles, 9-17 (8 yds.)
3 vs. Washington, 9-24 (4 yds.)

Most Yards Punt Returns

24 at Baltimore, 12-10 (2 ret.)

TEAM RECORDS (Cont.)

KICKOFF RETURNS

Most Kickoff Returns

9 at Philadelphia, 11-19 (231 yds.)
7 at Baltimore, 12-10 (148 yds.)

Most Yards Kickoff Returns

231 at Philadelphia, 11-19 (9 ret.)
189 vs. Philadelphia, 11-5 (5 ret.)
172 vs. Los Angeles, 9-17 (4 ret.)

FUMBLES

Most Fumbles

4 (lost 3) at Philadelphia, 11-19
4 (lost 2) at St. Louis, 12-3
3 (lost 3) vs. Atlanta, 11-26

PENALTIES

Most Penalties

9 at St. Louis, 12-3 (80 yds.)
8 at Dallas, 10-15 (100 yds.)
8 vs. Dallas, 11-12 (80 yds.)
8 vs. Los Angeles, 9-17 (72 yds.)

Most Yards Penalized

100 at Dallas, 10-15
80 vs. Dallas, 11-12

Fewest Yards Penalized

5 vs. Philadelphia, 11-5
30 vs. Cleveland, 10-1

Fewest Penalties

1 vs. Philadelphia, 11-5 (5 yds.)
2 at Philadelphia, 11-19 (47 yds.)

POOREST OFFENSE RECORDS

Fewest Yards, Total Offense

200 at San Francisco, 10-22 (72 r., 128 p.)
207 at Dallas, 10-15 (42 rush, 165 pass)

Fewest Yards, Rushing Offense

42 at Dallas, 10-15
43 vs. Dallas, 11-12

Fewest Yards, Passing Offense

128 at San Francisco, 10-22
137 vs. Philadelphia, 11-5
138 at New York, 10-8

Fewest First Downs

12 at Dallas, 10-15
12 at San Francisco, 10-22

1967 SINGLE GAME DEFENSE

TOTAL DEFENSE

Fewest Plays Allowed

51 vs. Washington, 9-24
51 at St. Louis, 12-3

Fewest Yards Allowed

234 at Dallas, 10-15
252 at Baltimore, 12-10

Lowest Yield per Play

3.4 at Dallas, 10-15
3.5 vs. Dallas, 11-12

RUSHING DEFENSE

Fewest Rushes Allowed

18 at Washington, 12-17 (58 yds.)
26 at Philadelphia, 11-19 (90 yds.)
26 vs. Philadelphia, 11-5 (96 yds.)

Fewest Yards Allowed

58 at Washington, 12-17
90 at Philadelphia, 11-19
96 vs. Philadelphia, 11-5

Lowest Yield per Rush

3.2 at Washington, 12-17
3.5 at Philadelphia, 11-19
3.57 at Dallas, 10-15
3.6 at Baltimore, 12-10

FORWARD PASSING DEFENSE

Fewest Attempts by Opponents

19 at St. Louis, 12-3 (comp. 8)
20 vs. Washington, 9-24 (comp. 13)
20 vs. Atlanta, 11-26 (comp. 9)

Fewest Completions by Opponents

8 at St. Louis, 12-3 (19 atts.)
9 vs. Atlanta, 11-26 (20 atts.)

Fewest Yards Passing Allowed

86 vs. Atlanta, 11-26
88 vs. Pittsburgh, 10-29

Lowest Pct. Opponents' Passes Completed

.418 at Baltimore, 12-10 (10 of 24)
.421 at St. Louis, 12-3 (8 of 19)

Most Opponents Passes Intercepted

4 vs. Pittsburgh, 10-29 (51 yds. ret.)
3 at St. Louis, 12-3 (43 yds. ret.)
3 vs. Cleveland, 10-1 (63 yds. ret.)

Most Yards Interception Returned

63 vs. Cleveland, 10-1 (3 intercepts)
51 vs. Pittsburgh, 10-29 (4 intercepts)
43 at St. Louis, 12-3 (3 intercepts)

DEFENSE (Cont.)

Most Times Opponents Passers Thrown

3 vs. Philadelphia, 11-5 (-29 yds.)
3 vs. Cleveland, 10-1 (-25 yds.)

Most Yds. Lost by Opp. Attempting to Pass

29 vs. Philadelphia, 11-5
26 vs. Atlanta, 11-26
25 vs. Cleveland, 10-1
21 at Baltimore, 12-10

FIRST DOWNS

Fewest Allowed

12 at St. Louis, 12-3 (8 rush, 2 pass, 2 penalty)
17 vs. Washington, 9-24 (7 rush, 8 pass, 2 penalty)

FUMBLES

Most Opponent Fumbles

4 at Dallas, 10-15
2 vs. Los Angeles, 9-17
2 vs. Dallas, 11-12

Most Opponent Fumbles Recovered by N. O.

2 at St. Louis, 12-3
1, seven games

PENALTIES

Most Yards Opponents Penalized

95 at New York, 10-8 (11 penalties)
88 vs. Atlanta, 11-26 (8 penalties)

Fewest Yards Opponents Penalized

6 at Baltimore, 12-10 (2 pen.)
30 vs. Cleveland, 10-1 (4 pen.)
30 at Washington, 12-17 (4 pen.)

SCORING

Fewest Points Allowed

14 at Dallas, 10-15
14 vs. Pittsburgh, 10-29
14 at Washington, 12-17

PUNTING

Lowest Punting Avg. by Opp. (four or more)

29.2 vs. Philadelphia, 11-5 (5 for 146 yds.)
35.6 at Dallas, 10-15 (5 for 64 yds.)

1967 SAINTS INDIVIDUAL RECORDS GAME AND SINGLE PLAY

TOTAL OFFENSE

Most Rushing and Passing Plays

45, Bill Kilmer vs. Los Angeles, 9-17
37, Gary Cuozzo vs. Pittsburgh, 10-29

Most Total Yards

(does not include yds. lost att. to pass.)

274, Bill Kilmer at Washington, 12-17 (12 r., 262 p.)
265, Bill Kilmer vs. Los Angeles, 9-17 (65 r., 200 p.)

Best Average Gain per Play

(10 or more plays)

13.0 Kilmer at Philadelphia, 11-19 (12-156)
10.5, Kilmer at Washington, 12-17 (26-274)

Most Yards Advanced

(Rush, Pass, Rec., Punt Ret., KO Ret., etc.)

265, Kilmer vs. Los Angeles, 9-17 (65 r., 200 p.)
239, Cuozzo vs. Pittsburgh, 10-29 (3 r., 236 p.)
217, Cuozzo at Baltimore, 12-10 (3 r., 214 p.)
216, Walter Roberts at Phil., 11-19 (109 rec., 117 KO ret.)
207, John Gilliam vs. L.A., 9-17 (40 rec., 1 punt ret., 172 KO ret., -6 r.)

RUSHING

Most Times Carried

14, Jim Taylor vs. Dallas, 11-12
13, Jim Taylor vs. Los Angeles, 9-17
12, Randy Schultz at Washington, 12-17
12, Jim Taylor at New York, 10-8
12, Jim Taylor vs. Atlanta, 11-26

Most Yards Gained

65, Kilmer vs. Los Angeles, 9-17
51, Don McCall at Washington, 12-17
47, Ernie Wheelwright vs. Atlanta, 11-26

Best Average Gain

(8 or more)

4.7, Wheelwright at San Francisco, 10-22
4.5, Tom Barrington vs. Philadelphia, 11-5

Longest Scoring Rush

49, Don McCall at Washington, 12-17
22, Randy Schultz vs. Atlanta, 11-26

Longest non-scoring rush

31, Bill Kilmer vs. Los Angeles, 9-17
25, Tom McNeill at Baltimore, 12-10

FORWARD PASSING

Most Passes Attempted

40, Kilmer vs. Los Angeles, 9-17 (comp. 19)
35, Cuozzo vs. Pittsburgh, 10-29 (comp. 19)

Most Passes Completed

19, Kilmer vs. Los Angeles, 9-17 (40 atts.)
19, Cuozzo vs. Pittsburgh, 10-29 (35 atts.)
18, Cuozzo at Baltimore, 12-10 (34 atts.)

Most Yards Gained

262, Kilmer at Washington, 12-17
236, Cuozzo vs. Pittsburgh, 10-29

INDIVIDUAL RECORDS (Cont.)

Best Comp. Percentage (10 or more)

- .583, Kilmer at Washington, 12-17 (14 of 24)
- .583, Kilmer at Philadelphia, 11-19 (7 of 12)
- .583, Cuzzo vs. Cleveland, 10-1 (7 of 12)
- .550, Cuzzo at San Francisco, 10-22 (11 of 20)

Most Times Thrown Att. to Pass

- 5, Kilmer vs. Washington, 9-24
- 4, six times (Cuzzo 4, Kilmer 2)

Most Yards Lost Att. to Pass

- 40, Kilmer vs. Washington, 9-24
- 31, Cuzzo at Washington, 12-17

Longest Scoring Pass

- 80, Kilmer to Dan Abramowicz at Washington, 12-17
- 49, Cuzzo to Roberts, vs. Philadelphia, 11-5

Longest Non-Scoring Pass

- 96, Kilmer to Roberts at Philadelphia, 11-19
- 65, Kilmer to Ray Poage vs. Washington, 9-24

Most Touchdown Passes

- 2, Kilmer at Washington, 12-17
- 2, Kilmer at Philadelphia, 11-19
- 2, Cuzzo at New York, 10-8

Most Passes Had Intercepted

- 3, Kilmer vs. Cleveland, 10-1
- 3, Cuzzo at Baltimore, 12-10

PASS RECEIVING

Most Pass Receptions

- 12, Abramowicz vs. Pittsburgh, 10-29 (156 yds.)
- 8, Gilliam vs. Cleveland, 10-1 (77 yds.)
- 7, Abramowicz vs. Dallas, 11-12 (74 yds.)
- 7, Taylor at Philadelphia, 11-19 (50 yds.)
- 7, Abramowicz at Washington, 12-17 (144 yds.)

Most Yards Receptions

- 156, Abramowicz vs. Pittsburgh, 10-29 (12 catches)
- 144, Abramowicz at Washington, 12-17 (7 catches)
- 109, Walt Roberts at Philadelphia, 11-19 (2 catches)
- 92, Randy Schultz at Baltimore, 12-10 (6 catches)

Most Touchdown Receptions

- 2, Abramowicz at Washington, 12-17
- 2, Abramowicz at Philadelphia, 11-19
- 2, Kent Kramer vs. Atlanta, 11-26

PUNTING

Most Punts

- 9, Tom McNeill at St. Louis, 12-3
- 7, McNeill in four games

Best Average (4 or more)

- 47.0, McNeill at Dallas, 10-15 (7 punts)
- 46.0, McNeill vs. Washington, 9-24 (5 punts)

Longest Punt

- 66, McNeill at Dallas, 10-15
- 59, McNeill vs. Dallas, 11-12
- 58, McNeill vs. Los Angeles, 9-17

PUNT RETURNS

Most Punt Returns

- 3, Roberts at Dallas, 10-15

Most Yards Punt Returns

- 15, John Douglas vs. Pittsburgh, 10-29
- 13, Charlie Brown at Baltimore, 12-10
- 12, Walt Roberts at Dallas, 10-15

Longest Punt Return

- 13, Brown at Baltimore, 12-10
- 12, Douglas vs. Pittsburgh, 10-29

Most Fair Catches

- 3, Roberts at St. Louis, 12-3

KICKOFF RETURNS

Most Kickoff Returns

- 6, Roberts at Baltimore, 12-10
- 5, Roberts at Philadelphia, 11-19

Most Yards Kickoffs Returned

- 172, Gilliam vs. Los Angeles, 9-17
- 123, Roberts at Baltimore, 12-10
- 117, Roberts at Philadelphia, 11-19
- 114, McCall at Philadelphia, 11-19

Longest Kickoff Return

- 94, Gilliam vs. Los Angeles, 9-17 (TD)
- 91, Roberts vs. Philadelphia, 11-5 (TD)
- 68, McCall at Philadelphia, 11-19
- 68, Roberts at Washington, 12-17

Most Kickoffs Returned for TD

- 1, Gilliam vs. Los Angeles, 9-17
- 1, Roberts vs. Philadelphia, 11-5

INTERCEPTION RETURNS

Most Interceptions

- 2, Whitsell at Dallas, 10-15
- 2, Whitsell vs. Pittsburgh, 10-29

Longest Interception Return

- 41, Whitsell vs. Philadelphia, 11-5
- 32, Whitsell vs. Cleveland, 10-1

Most Interceptions Returned for TD

- 1, Whitsell at Dallas, 10-15
- 1, Whitsell vs. Philadelphia, 11-5

INDIVIDUAL RECORDS (Cont.)

FUMBLES

Most Times Players Fumbled

- 3, Kilmer at St. Louis, 12-3
- 2, Wheelwright at Philadelphia, 11-19

Most Opponent Fumbles Recovered

None more than one

Most Times Fumbled, Lost Ball

- 2, Wheelwright at Philadelphia, 11-19

Most Yards Advanced Own Fumble

- 28, Roberts vs. Philadelphia, 11-5 (TD)

Most Yards Advanced Opponent Fumble

- 3, Bo Burris at St. Louis, 12-3

SCORING

Most Touchdowns

- 3, Roberts vs. Philadelphia, 11-5
- 2, Abramowicz at Philadelphia, 11-19
- 2, Kramer vs. Atlanta, 11-26
- 2, Abramowicz at Washington, 12-17

Most PAT's Attempted and Made

- 4, Durkee vs. Philadelphia, 11-5
- 4, Durkee at Washington, 12-17

Most Field Goals Attempted

- 4, Durkee vs. Washington, 9-24 (made 1)
- 4, Durkee vs. Pittsburgh, 10-29 (made 1)

Most Field Goals Made

- 2, Durkee in four games

Longest Field Goal

- 47, Durkee at Dallas, 10-15
- 44, Durkee vs. Los Angeles, 9-17

Most Points

- 18, Roberts vs. Philadelphia, 11-5
- 12, Abramowicz at Philadelphia, 11-19
- 12, Abramowicz at Washington, 12-17
- 12, Kramer vs. Atlanta, 11-26
- 9, Durkee vs. Atlanta, 11-26

OPPONENTS' 1967 TEAM RECORDS

SCORING

Most Points Scored

- 48 at Philadelphia, 11-19
- 42 Cleveland, 10-1

TOTAL OFFENSE

Most Rushing and Passing Plays

- 75 Cleveland, 10-1
- 74 at San Francisco, 10-22

Most Yards, Total Offense

- 535 at New York, 10-8
- 462 Los Angeles, 9-17

Best Average Gain

- 7.3 at New York, 10-8
- 7.2 Washington, 9-24

RUSHING OFFENSE

Most Rushes

- 45, Cleveland, 10-1
- 45, at New York, 10-8

Most Yards Rushing

- 202 Dallas, 11-12
- 198 Cleveland, 10-1

Best Average Gain

- 5.9 at St. Louis, 12-3
- 5.1 Washington, 9-24

FORWARD PASSING OFFENSE

Most Attempts

- 49 at Washington, 12-17
- 40 at San Francisco, 10-22

Most Completions

- 26 at Washington, 12-17
- 21 at Philadelphia, 11-19

Most Had Intercepted

- 4 Pittsburgh, 10-29
- 3 Cleveland, 10-1
- 3 at St. Louis, 12-3

Most Yards Gained

- 348 at New York, 10-8
- 331 at Philadelphia, 11-19

Best Percentage

- .650 Washington, 9-24 (13 of 20)
- .643 at New York, 10-8 (18 of 28)

Most Touchdowns

- 5 at Philadelphia, 11-19
- 4 Cleveland, 10-1
- 3 Philadelphia, 11-5

FIRST DOWNS

Most First Downs

- 28 at New York, 10-8
- 23 Los Angeles, 9-17
- 23 Cleveland, 10-1

Most Rushing

- 13 at New York, 10-8
- 12 Cleveland, 10-1
- 12 Atlanta, 11-26

Most Passing

- 18 at Philadelphia, 11-19
- 14 at Washington, 12-17

Most Penalties

- 3 at San Francisco, 10-22
- 3 Atlanta, 11-26

OPPONENTS' RECORDS (Cont.)

PUNTING

Most Punts

7 at San Francisco, 10-22
6 at Dallas, 10-15
6 at St. Louis, 12-3
6 at Washington, 12-17

Best Average

46.8 at Baltimore, 12-10
44.8 at Washington, 12-17

PUNT RETURNS

Most Returns

6 at St. Louis, 12-3
5 at Dallas, 10-15
5 Dallas, 11-12

Most Yards Returned

77 at St. Louis, 12-3
64 at Dallas, 10-15

KICKOFF RETURNS

Most Returns

5 Philadelphia, 11-5
5 Atlanta, 11-26
5 at St. Louis, 12-3
5 at Washington, 12-17

Most Yards Returned

190 at San Francisco, 10-22
116 Philadelphia, 11-5

FUMBLES

Most Fumbles

4 at Dallas, 10-15
2, six games

Most Fumbles Lost to N. O.

2 at St. Louis, 12-3
1, eight games

PENALTIES

Most Penalties

11 at New York, 10-8
8 Atlanta, 11-26
8 at St. Louis, 12-3

Most Yards Penalized

95 at New York, 10-8
88 Atlanta, 11-26

Fewest Yards

6 at Baltimore, 12-10
30 Cleveland, 10-1
30 at Washington, 12-17

POOREST OFFENSE

Fewest Yards, Total Offense

234 at Dallas, 10-15
252 at Baltimore, 12-10

Fewest Yards Rushing

58 at Washington, 12-17
90 at Philadelphia, 11-19

Fewest Yards Passing

86 Atlanta, 11-26
88 Pittsburgh, 10-29

Fewest First Downs

12 at St. Louis, 12-3
17 Washington, 9-24

1967 OPPONENTS' INDIVIDUAL RECORDS

TOTAL OFFENSE

Most Total Plays

42, John Brodie, San Francisco, 10-22
40, Roman Gabriel, Los Angeles, 9-17

Most Yards Gained

389, Fran Tarkenton, New York, 10-8
315, Roman Gabriel, Los Angeles, 9-17
309, Norm Snead, Philadelphia, 11-19

Best Average

(10 or more)

11.4, Norm Snead, Philadelphia, 11-19
10.8 Fran Tarkenton, New York, 10-8
10.8, Don Shy, Pittsburgh, 10-29

RUSHING

Most Rushes

21, John Roland, St. Louis, 12-3
20, Leroy Kelly, Cleveland, 10-1

Most Yards Gained

110, Leroy Kelly, Cleveland, 10-1
108, Don Shy, Pittsburgh, 10-29
106, John Roland, St. Louis, 12-3

Best Average per Rush

10.8, Don Shy, Pittsburgh, 10-29
7.7, Prentice Gautt, St. Louis, 12-3
7.0, Dick Bass, Los Angeles, 9-17

Longest Scoring Run

56, Frank Clarke, Dallas, 11-12
54, John Roland, St. Louis, 12-3

Longest Non-Scoring Run

32, Dan Reeves, Dallas, 10-15
31, Nick Pietrosante, Cleveland, 10-1

OPPONENTS' RECORDS (Cont.)

FORWARD PASSING

Most Attempts

- 38, John Brodie, San Francisco, 10-22
- 38, Sonny Jurgensen, Washington, 12-17
- 37, Roman Gabriel, Los Angeles, 9-17
- 36, Norm Snead, Philadelphia, 11-5

Most Completions

- 20, John Brodie, San Francisco, 10-22
- 19, Norm Snead, Philadelphia, 11-5
- 19, Norm Snead, Philadelphia, 11-19
- 19, Sonny Jurgensen, Washington, 12-17

Most Had Intercepted

- 4, Kent Nix, Pittsburgh, 10-29
- 3, Jim Hart, St. Louis, 12-3

Most Yards Gained

- 348, Fran Tarkenton, New York, 10-8
- 309, Norm Snead, Philadelphia, 11-19
- 302, Roman Gabriel, Los Angeles, 9-17

Best Percentage

- .704, Norm Snead, Philadelphia, 11-19 (19 of 27)
- .643, Sonny Jurgensen, Washington, 9-24 (9 of 14)
- .643, Fran Tarkenton, New York, 10-8 (18 of 28)

Most Touchdowns

- 4, Norm Snead, Philadelphia, 11-19
- 3, Frank Ryan, Cleveland, 10-1
- 3, Norm Snead, Philadelphia, 11-5

Longest Scoring Pass

- 76, Jim Hart to Jackie Smith, St. Louis, 12-3
- 49, Frank Ryan to Paul Warfield, Cleveland, 10-1

Longest Non-Scoring Pass

- 59, Snead to Ben Hawkins, Philadelphia, 11-19
- 48, Gabriel to Bernie Casey, Los Angeles, 9-17
- 47, Jurgensen to Mitchell, Washington, 9-24
- 46, D. Meredith to Reeves, Dallas, 11-12

PASS RECEIVING

Most Receptions

- 8, Charley Taylor, Washington, 12-17
- 6, Aaron Thomas, New York, 10-8
- 6, Jim Kelly, Philadelphia, 11-19
- 6, A. D. Whitfield, Washington, 12-17

Most Yards

- 123, Aaron Thomas, New York, 10-8
- 107, Bernie Casey, Los Angeles, 9-17
- 107, Paul Warfield, Cleveland, 10-1

Most Touchdowns

- 2, Paul Warfield, Cleveland, 10-1
- 2, Ben Hawkins, Philadelphia, 11-19
- 2, Jackie Smith, St. Louis, 12-3

PUNTING

Most Punts

- 7, Steve Spurrier, San Francisco, 10-22
- 6, Dan Villanueva, Dallas, 10-15
- 6, Chuck Latourette, St. Louis, 12-3
- 6, Pat Richter, Washington, 12-17

Best Average (4 or more)

- 46.8, David Lee, Baltimore, 12-10
- 44.8, Pat Richter, Washington, 12-17
- 44.4, Jon Kilgore, Los Angeles, 9-17

Longest Punt

- 68, David Lee, Baltimore, 12-10
- 58, Pat Richter, Washington, 12-17

PUNT RETURNS

Most Returns

- 4, Phil Spiller, St. Louis, 12-3
- 3, Alvin Haymond, Baltimore, 12-10
- 3, Bob Hayes, Dallas, 10-15 and 11-12

Most Yards Returned

- 60, Phil Spiller, St. Louis, 12-3
- 35, Lance Rentzel, Dallas, 10-15
- 31, Bob Hayes, Dallas, 11-12

Longest Return

- 29, Phil Spiller, St. Louis, 12-3
- 21, Lance Rentzel, Dallas, 10-15

KICKOFF RETURNS

Most Kickoff Returns

- 5, John Love, Washington, 12-17
- 4, Dave Hathcock, New York, 10-8
- 4, Taft Reed, Philadelphia, 11-5
- 4, Ron Smith, Atlanta, 11-26

Most Yards Returned

- 159, Doug Cunningham, San Francisco, 10-22
- 99, Dave Hathcock, New York, 10-8
- 99, Taft Reed, Philadelphia, 11-5
- 99, Ron Smith, Atlanta, 11-26

Longest Return

- 94, Doug Cunningham, San Francisco, 10-22
- 48, Alvin Haymond, Baltimore, 12-10

INTERCEPTIONS

Most Interceptions

- 2, Alvin Haymond, Baltimore, 12-10

Most Yards Returned

- 93, Ross Fichtner, Cleveland, 10-1
- 33, Clendon Thomas, Pittsburgh, 10-29
- 33, Alvin Haymond, Baltimore, 12-10

Longest Return

- *88, Ross Fichtner, Cleveland, 10-1
- 33, Clendon Thomas, Pittsburgh, 10-29
- 33, Alvin Haymond, Baltimore, 12-10
- *Lateral from Barnes

OPPONENTS' RECORDS (Cont.)

SCORING

Most Touchdowns

- 3, Ray McDonald, Washington, 9-24
- 2, Paul Warfield, Cleveland, 10-1
- 2, Ernie Green, Cleveland, 10-1
- 2, Tom Woodshick, Philadelphia, 11-19
- 2, Jackie Smith, St. Louis, 12-3

Most Field Goals

- 2, Bruce Gossett, Los Angeles, 9-17
- 2, Tommy Davis, San Francisco, 10-22
- 2, Sam Baker, Philadelphia, 11-19

Longest Field Goal:

- 50, Tommy Davis, San Francisco, 10-22
- 41, Sam Baker, Philadelphia, 11-5

Most Points

- 18, Ray McDonald, Washington, 9-24 (3 TDs)

TWO TEAM RECORDS, 1967

Most Points

- 69, at Philadelphia 48, New Orleans 21, 11-19
- 55, New Orleans 31, Philadelphia 24, 11-5

TOTAL OFFENSE

Most Rushing & Passing Plays

- 140, New Orleans 64, Cleveland 75, 10-1
- 139, New Orleans 66, L.A. 73, 9-17

Most Yards Gained

- 761, New Orleans 299, Los Angeles 462, 9-17
- 746, New Orleans 211 at New York 535, 10-8

RUSHING OFFENSE

Most Rushes

- 69, New Orleans 27, Pittsburgh 42, 10-29
- 68, New Orleans 31, Atlanta 37, 11-26

Most Yards Gained

- 324, New Orleans 141, Atlanta 183, 11-26
- 295, New Orleans 125, Los Angeles 170, 9-17

FORWARD PASSING OFFENSE

Most Yards Gained

- 568, New Orleans 237 at Philadelphia 331, 11-19
- 521, New Orleans 248 at Washington 273, 12-17

Most Passes Attempted

- 77, New Orleans 40, L.A. 37, 9-17
- 77, New Orleans 28 at Washington 49, 12-17
- 70, New Orleans 40 at Dallas 30, 10-15

Most Passes Completed

- 43, New Orleans 17 at Washington 26, 12-17
- 37, New Orleans 16 at Philadelphia 21, 11-19

Most Had Intercepted

- 7, New Orleans 4, Cleveland 3, 10-1
- 5, New Orleans 1, Pittsburgh 4, 10-29

Most Touchdowns

- 8, New Orleans 3, at Philadelphia 5, 11-19
- 4, Four games

FUMBLES

Most Fumbles

- 6, New Orleans 2, at Dallas 4, 10-15
- 6, New Orleans 4 at Philadelphia 2, 11-19
- 6, New Orleans 4 at St. Louis 2, 12-3
- 4, New Orleans 3, Atlanta 1, 11-26

Most Fumbles Lost

- 4, New Orleans 2 at St. Louis 2, 12-3
- 4, New Orleans 3, Atlanta 1, 11-26
- 4, New Orleans 3 at Philadelphia 1, 11-19
- 3, New Orleans 2 at Dallas 1, 10-15

PENALTIES

Most Yards Penalized

- 180, New Orleans 100 at Dallas 80, 10-15
- 168, New Orleans 80 at St. Louis 83, 12-3

Fewest Yards Penalized

- 59, New Orleans 5, Philadelphia 54, 11-5
- 60, New Orleans 30, Cleveland 30, 10-1
- 60, New Orleans 54 at Baltimore 6, 12-10

FIRST DOWNS

Most First Downs

- 45, New Orleans 24, Atlanta 21, 11-26
- 44, New Orleans 16 at New York 28, 10-8

Fewest First Downs

- 29, New Orleans 17 at St. Louis 12, 12-3
- 30, New Orleans 13, Washington 17, 9-24
- 30, New Orleans 12 at Dallas 18, 10-15

DEFENSIVE RECORDS

Fewest Points Scored

- 24 at Dallas 14, New Orleans 10, 10-15
- 24, Pittsburgh 14, New Orleans 10, 10-29

Fewest Yards, Total Offense

- 441, New Orleans 207 at Dallas 234, 10-15
- 518, New Orleans 200 at San Francisco 318, 10-22
- 520, New Orleans 268 at Baltimore 252, 12-10

Fewest Yards, Rushing Offense

- 162, New Orleans 72 at Phil. 90, 11-19
- 167, New Orleans 42 at Dallas 125, 10-15

Fewest Yards, Passing Offense

- 271, New Orleans 146 at St. L. 125, 12-3
- 274, New Orleans 165 at Dallas 109, 10-15

NATIONAL FOOTBALL LEAGUE DIRECTORY

*410 Park Avenue
New York, N. Y. 10022
(212) PL 8-1500

Commissioner of Professional Football Pete Rozelle
President, N.F.L. Art Modell

Tower B, Cleveland Stadium
Cleveland, Ohio 44114
(216) 861-3400

Director of Public Relations, Pro Football Jim Kensil
Director of Information, Pro Football Don Weiss
Director of Information, NFL Jim Heffernan
Director of Officials, NFL Mark Duncan
*New Address, effective Sept. 1, 1968.

1967 FINAL NFL STANDINGS

EASTERN CONFERENCE

Capitol Division

	W	L	T	Pct.	Pts.	Op.
*Dallas	9	5	0	.643	342	268
Philadelphia	6	7	1	.462	351	409
Washington	5	6	3	.455	347	353
New Orleans	3	11	0	.214	233	379

*Dallas won Eastern Conference championship, 52-14 over Cleveland

Century Division

	W	L	T	Pct.	Pts.	Op.
Cleveland	9	5	0	.643	334	297
New York	7	7	0	.500	369	379
St. Louis	6	7	1	.462	333	356
Pittsburgh	4	9	1	.308	281	320

AFL-NFL WORLD CHAMPIONSHIP GAME

Green Bay (NFL) 33, Oakland (AFL) 14

NFL CHAMPIONSHIP GAME

Green Bay 21, Dallas 17

PRO BOWL AT LOS ANGELES

West 38, East 20

MIAMI PLAYOFF BOWL

Los Angeles 30, Cleveland 6

1968 N.F.L. ALIGNMENT

EASTERN CONFERENCE

Century Division

Cleveland
NEW ORLEANS
Pittsburgh
St. Louis

Capitol Division

Dallas
New York
Philadelphia
Washington

WESTERN CONFERENCE

Coastal Division

	W	L	T	Pct.	Pts.	Op.
Los Angeles	11	1	2	.917	398	196
Baltimore	11	1	2	.917	394	198
San Francisco	7	7	0	.500	273	337
Atlanta	1	12	1	.077	175	422

Central Division

	W	L	T	Pct.	Pts.	Op.
*Green Bay	9	4	1	.692	332	209
Chicago	7	6	1	.538	239	218
Detroit	5	7	2	.417	260	259
Minnesota	3	8	3	.273	233	294

*Green Bay won Conference championship, 28-7 over Los Angeles.

WESTERN CONFERENCE

Coastal Division

Atlanta
Baltimore
Los Angeles
San Francisco

Central Division

Chicago
Detroit
Green Bay
Minnesota

1968 NFL PUBLIC RELATIONS DIRECTORS

ATLANTA FALCONS

Jan Van Duser
521 Capitol Ave. S.W. 30312
Office: (404) 688-8684
Home: (404) 451-9486
Asst.: Linn Hendershot
Home: (404) 875-1064

BALTIMORE COLTS

Jim Walker
600 N. Howard St. 21201
Office: (301) 685-6400
Home: (301) 665-3864

CHICAGO BEARS

Dan Desmond
173 W. Madison St. 60602
Office: (312) 332-5400
Home: (312) 465-8218

CLEVELAND BROWNS

Nate Wallack
Municipal Stadium 44114
Office: (216) 696-5555
Home: (216) 464-1685

DALLAS COWBOYS

Curt Mosher
6116 N. Central Expwy. 75206
Office: (214) EM 9-3211
Home: (214) AD 1-2916

DETROIT LIONS

Lyall Smith
1401 Michigan Ave. 48216
Office: (313) 965-6644
Home: (313) MI 6-1345
Asst.: Elliott Trumbull
Home: (313) MI 7-4598

GREEN BAY PACKERS

Chuck Lane
1265 Lombardi Ave. 54305
Office: (414) 494-2351
Home: (414) 435-3332

LOS ANGELES RAMS

Jack Teele
10271 West Pico Blvd., L.A. 90064
Office: (213) 277-4700
Home: (213) 431-2841
Asst.: Jerry Wilcox
Home: (714) 537-0749
Asst.: Jack Geyer
Home: (714) 823-3517

MINNESOTA VIKINGS

Bill McGrane
7809 Southtown Cntr,
Bloomington 55431
Office: (612) 866-3601
Home: (612) 935-5092

NEW ORLEANS SAINTS

Ed Staton
944 St. Charles Ave., N.O. 70130
Office: (504) 524-1421
Home: (504) 888-6392
Asst.: Miss Pat Cross
Home: (504) 525-5611

NEW YORK GIANTS

Don Smith
10 Columbus Circle 10019
Office: (212) JU 2-7272
Home: (212) 886-2720
Asst.: Ed Croke
Home: (212) 582-2165

PHILADELPHIA EAGLES

Jim Gallagher
30th & Market Sts. 19104
Office: (215) EV 2-5000
Home: (215) 279-7989

PITTSBURGH STEELERS

Ed Kiely
139 Sixth St. 15222
Hotel Roosevelt
Office: (412) 391-1200
Home: (412) 242-0534

SAN FRANCISCO '49ers

George McFadden
Suite 300—1255 Post St. 94109
Office: (415) 771-1149
Home: (415) 593-2744

ST. LOUIS CARDINALS

Joe Pollack
200 Stadium Plaza 63102
Office: (314) GA 1-0777
Home: (314) JE 5-3321
Asst.: Mrs. Lori Greenstein
Home: (314) TW 2-5189

WASHINGTON REDSKINS

Joe F. Blair
Ninth St., at H, N.W. 1
Office: (202) DI 7-6140
Home: (301) WA 7-0479

EASTERN CONFERENCE, CENTURY DIVISION

CLEVELAND BROWNS

Sept. 15—At New Orleans

Nov. 10—At Cleveland

Cleveland Stadium

Cleveland, Ohio 44114

President—Arthur B. Modell

General Manager—Harold Sauerbrei

Office Phone: (216) 696-5555

Colors—Seal Brown, Orange Trim & White with Silver

Cleveland Stadium Capacity, 79,282

1967 Home Attendance: 544,807

Entered NFL: 1950

1967 Record—Won 9, Lost 5. Century Division Champions.

All-Time Record—Won 160, Lost 64, Tied 6.

Coaching Staff—Blanton Collier (Sixth year); Howard Brinker, Fritz Heisler, Dick Modzelewski, Bob Nussbaumer, Nick Skorich, Ed Uinski.



COACH COLLIER



QB RYAN

SERIES HISTORY

Year	Site	Winner-Score	Att.
1967	New Orleans	Cleveland, 42-7	77,045

1967 STATISTICAL LEADERS

1957 CLEVELAND BROWNS STATISTICAL LEADERS									
RUSHING									
	NFL Rank	Att.	Yds.	Avg.	Long	TD			
Leroy Kelly	1	235	1205	5.1	42t	11			
Ernie Green	9	145	710	4.9	59t	4			
Larry Conjar		20	78	3.9	16	0			
PASSING									
	NFL Rank	Att.	Comp.	Pct.	Gain	TD	Long	Int.	Avg. Gain
Frank Ryan	7	280	136	.485	2026	20	49t	16	7.24
RECEIVING									
	NFL Rank	No.	Yds.	Avg.	Long	TD			
Ernie Green	20	39	369	9.5	41t	2			
Paul Warfield	34	32	702	21.9	49t	8			
Gary Collins	35	32	500	15.6	33	7			
PUNTING									
Collins (15th NFL)	—	57	for 36.5 average; 52 long						
INTERCEPTIONS									
Fichtner	4	for 113 yds.; 88 long; 0 TD							
Barnes	4	for 47 yds.; 40 long; 0 TD							
PUNT RETURNS									
Davis (7th NFL)	—	27	for 708 yds.; 63 long; 0 TD						
KICKOFF RETURNS									
Kelly (7th NFL)	—	13	TDs, 78 pts.						
Groza (9th NFL)	—	43-43 XP; 11-23 FG	76 pts.						

*Lateral to Fichtner who ran 88 yards

1967 RESULTS (9-5-0)

14	Dallas	21	7	Green Bay	55
14	Detroit	31	14	Minnesota	10
42	New Orleans	7	42	Washington	37
21	Pittsburgh	10	24	New York	14
20	St. Louis	16	20	St. Louis	16
24	Chicago	0	24	Philadelphia	28
34	New York	38	—		
34	Pittsburgh	14	334	TOTALS	297

1968 SCHEDULE

9-15 at New Orleans	11- 3 at San Fran.
9-22 at Dallas	11-10 New Orleans
9-29 Los Angeles	11-17 at Pittsburgh
10- 5 Pittsburgh	11-24 Philadelphia
10-13 St. Louis	12- 1 New York
10-20 at Baltimore	12- 8 at Washington
10-27 Atlanta	12-14 at St. Louis

EASTERN CONFERENCE, CENTURY DIVISION

PITTSBURGH STEELERS

Oct. 20—At Pittsburgh

Dec. 15—At New Orleans

139 Sixth Street, Roosevelt Hotel

Pittsburgh, Pa. 15222

President—Arthur J. Rooney

General Manager—Daniel M. Rooney

Office Phone: (412) 391-1200

Colors: Black and Gold

Pitt Stadium Capacity, 57,411

1967 Home Attendance: 271,522

Entered NFL: 1933



COACH AUSTIN



QB NIX

1967 Record—Won 4, Lost 9, Tied 1. All-Time Record—Won 209, Lost 314, Tied 31.

Coaching Staff—Bill Austin (third year), Torgy Torgeson, Tom Fletcher, Don Heinrich, Leon McLaughlin, Hugh Taylor, Carl DePasqua.

SERIES HISTORY

Year	Site	Winner-Score	Att.
1967	New Orleans	Pittsburgh, 14-10	68,911

1967 STATISTICAL LEADERS

RUSHING							
	NFL Rank	Att.	Yds.	Avg.	Long	TD	
Don Shy	26	99	341	3.4	33	4	
Bill Asbury	29	80	315	3.9	73	4	
Jim Butler	33	90	293	3.3	24	0	
PASSING							
	NFL Rank	Att.	Comp.	Pct.	Gain	TD	Avg. Gain
Bill Nelsen	12	74	165	.448	1125	10	6.82
Kent Nix	13	268	136	.507	1587	8	5.92
RECEIVING							
	NFL Rank	No.	Yds.	Avg.	Long	TD	
J. R. Wilburn	12	51	767	15.0	66t	5	
Dick Compton	18	42	507	12.1	40	1	
Roy Jefferson	40	29	459	15.8	58t	4	

1967 RESULTS (4-9-1)

41	Chicago	13	14	St. Louis	14
14	St. Louis	28	20	New York	28
24	Philadelphia	34	27	Minnesota	41
10	Cleveland	21	24	Detroit	14
24	New York	27	10	Washington	15
21	Dallas	24	24	Green Bay	17
14	New Orleans	10	—		
14	Cleveland	34	281	TOTALS	320

1968 SCHEDULE

9-15 New York	11- 3 at Atlanta
9-22 at Los Angeles	11-10 at St. Louis
9-29 Baltimore	11-17 Cleveland
10- 5 at Cleveland	11-24 San Francisco
10-13 at Washington	12- 1 St. Louis
10-20 New Orleans	12- 8 at Dallas
10-27 Philadelphia	12-15 at New Orleans

EASTERN CONFERENCE, CENTURY DIVISION

ST. LOUIS CARDINALS

Sept. 29—At New Orleans

Oct. 27—At St. Louis

200 Stadium Plaza

St. Louis, Mo. 63102

President—Charles W. Bidwill, Jr.

Vice-President—William V. Bidwill

Office Phone: (314) GA 1-0777

Colors—Cardinal Red and White

Busch Stadium Capacity, 49,418

1967 Home Attendance: 316,923

Entered NFL: 1921 (Charter)

1967 Record—Won 6, Lost 7, Tied 1. All-Time Record—Won 214, Lost 296, Tied 30.

Coaching Staff—Charley Winner (third year); Red Cochran, Chuck Drulis, Harry Gilmer, Red Miller, Ken Shipp, Don Shroyer, Dick Voris; Abe Stuber, talent scout.



COACH WINNER



QB HART

SERIES HISTORY

Year	Site	Winner-Score	Att.
1967	St. Louis	St. Louis, 31-20	41,171

1967 STATISTICAL LEADERS

RUSHING	NFL Rank	Att.	Yds.	Avg.	Long	TD
Johnny Roland	4	234	876	3.7	70	10
Prentice Gautt	16	142	573	4.0	30	1
Willis Crenshaw	52	44	149	3.4	23	0

PASSING	NFL Rank	Att.	Comp.	Pct.	Gain	TD	Long	Int.	Avg. Gain
Jim Hart	10	397	192	.484	3008	19	76t	30	7.58
Johnson	..	29	12	.414	162	1	36t	3	5.59

RECEIVING	NFL Rank	No.	Yds.	Avg.	Long	TD
Jackie Smith	7	56	*1205	21.5	76t	9
Bobby Conrad	16	47	637	13.6	53	2
D. Williams	42	28	405	14.5	49t	5

PUNTING—Latourette (8th NFL)—62 for 40.9 avg.; 67 long

INTERCEPTIONS—Fischer, Wilson, Stovall—4 each. Fischer, 69t long, 1 TD

PUNT RETURNS—Spiller (5th NFL)—15 for 124 yds.; 33 long, 0 TD

KICKOFF RETURNS—B. Williams (13th NFL)—23 for 560 yds.; 38 long; 0 TD

SCORING—Bakken (1 NFL)—36-36 XP; *27-39 FG; *117

*Cardinal Record

1967 RESULTS (6-7-1)

20 New York	37	14	Pittsburgh	14
28 at Pittsburgh	14	3	at Chicago	30
38 Detroit	28	21	at Dallas	46
34 at Minnesota	24	31	New Orleans	20
16 at Cleveland	20	16	Cleveland	20
48 Philadelphia	14	14	at New York	37
23 Green Bay	31	—	—	—
27 at Washington	14	333	TOTALS	356

1968 SCHEDULE

9-16 Los Angeles	11- 3 at Philadelphia
9-22 at San Fran.	11-10 Pittsburgh
9-29 at New Orleans	11-17 at Baltimore
10- 6 Dallas	11-24 Atlanta
10-13 at Cleveland	12- 1 at Pittsburgh
10-20 Washington	12- 8 at New York
10-27 New Orleans	12-14 Cleveland

EASTERN CONFERENCE, CAPITOL DIVISION

DALLAS COWBOYS

Nov. 3—At New Orleans

5116 North Central Expressway
Dallas, Texas 75206

Board Chairman—Clint W. Murchison, Jr.

President and General Manager

Texas E. Schramm

Office Phone: (214) EM 9-3211

Colors—Royal Blue, Metallic Blue & White

Cotton Bowl Capacity, 75,504

1967 Home Attendance: 460,476

Entered NFL: 1960



COACH LANDRY



QB MEREDITH

1967 Record — Won 9, Lost 5. Capitol Division Champion; Eastern Conference Champion (Dallas 52, Cleveland 14). All-Time Record—Won 44, Lost 61, Tied 5.

Coaching Staff—Tom Landry (eighth year); Ermal Allen, Jim Myers, Ernie Stautner, Jerry Tubbs, Raymond Berry, Bobby Franklin, Ray Renfro.

SERIES HISTORY

Year	Site	Winner-Score	Att.
1967	Dallas	Dallas, 14-10	52,562
1967	New Orleans	Dallas, 27-10	83,437

1967 STATISTICAL LEADERS

RUSHING	NFL Rank	Att.	Yds.	Avg.	Long	TD
Don Perkins	6	201	823	4.1	30	6
Dan Reeves	15	173	603	3.5	32	5
Walt Garrison	54	24	146	6.1	26	0

PASSING	NFL Rank	Att.	Comp.	Pct.	Gain	TD	Long	Int.	Avg. Gain
Don Meredith	8	255	128	.502	1834	16	60	16	7.2
Craig Morton	20	137	69	.504	987	10	64	10	7.1

RECEIVING	NFL Rank	No.	Yds.	Avg.	Long	TD
Lance Rentzel	6	58	996	17.2	74	8
Bob Hayes	15	49	998	20.4	64	10
Dan Reeves	19	39	490	12.6	60	6

PUNTING—Villanueva (9th NFL)—67 for 40.4 average; 57 long

INTERCEPTIONS—Green (7th NFL)—7 for 52 yds; 28 long, 0 TD

Renfro (9th NFL)—7 for 38 yds; 30 long; 0 TD

PUNT RETURNS—Hayes (2nd NFL)—24 for 276 yds; 69t long; 1 TD

KICKOFF RETURNS—Garrison (23 NFL)—20 for 366 yds.; 36 long; 0 TD

SCORING—Hayes (16th NFL)—11 TDs, 66 pts; Reeves 16th NFL)—11 TDs, 66 pts.

1967 RESULTS (9-5)

21 at Cleveland	14	27 at New Orleans	10
38 New York	24	20 Washington	27
13 Los Angeles	35	46 St. Louis	21
17 at Washington	14	17 at Baltimore	23
14 New Orleans	10	38 Philadelphia	17
24 at Pittsburgh	21	16 at San Fran.	24
14 at Philadelphia	21	—	—
37 Atlanta	7	342	TOTALS 268

1968 SCHEDULE

9-15 Detroit	11- 3 at New Orleans
9-22 Cleveland	11-10 New York
9-29 at Phila.	11-17 at Wash.
10- 6 at St. Louis	11-24 at Chicago
10-13 Philadelphia	11-28 Washington
10-20 at Minnesota	12- 8 Pittsburgh
10-28 Green Bay	12-15 at New York

EASTERN CONFERENCE, CAPITOL DIVISION

NEW YORK GIANTS

Oct. 6—At New York

Coliseum Tower, 10 Columbus Circle
New York, N. Y. 10019

President—Wellington T. Mara

Gen. Mgr. and Sec'y—Raymond J. Walsh

Office Phone: (212) JU 2-7272

Colors—Red, White and Blue

Yankee Stadium Capacity, 64,892

1967 Home Attendance: 439,905

Entered NFL: 1925



COACH SHERMAN QB TARKENTON

1967 Record—Won 7, Lost 7. All-Time Record—Won 299, Lost 192, Tied 29.

Coaching Staff—Allie Sherman (eighth year); Ken Kavanaugh, Jim Trimble, Rosey Brown, Alex Webster, Harland Sware, Jack Peters, Emlen Tunnell.

SERIES HISTORY

Year	Site	Winner-Score	Att.
1967	New York	New York, 27-21	62,670

1967 STATISTICAL LEADERS

RUSHING		NFL Rank	Att.	Yds.	Avg.	Long	TD			
Ernie Koy		10	146	704	4.8	61	4			
Tucker Frederickson		30	97	311	3.2	17	2			
Fran Tarkenton		32	44	306	7.0	22	2			
PASSING		NFL Rank	Att.	Comp.	Pct.	Gain	TD	Long	Int.	Avg. Gain
Fran Tarkenton		3	377	204	.541	3088	29	70t	19	8.19
RECEIVING		NFL Rank	No.	Yds.	Avg.	Long	TD			
Aaron Thomas		11	51	877	17.2	48t	9			
Homer Jones		14	49	1209	24.7	70t	13			
Joe Morrison		23	37	524	14.2	59t	7			

PUNTING—Koy (16th NFL)—40 for 37.7 average, 54 long

INTERCEPTIONS—Lockhart (19th NFL)—5 for 38 yds.; 28 long, 0 TD

PUNT RETURNS—Lockhart—7 for 54 yards, 19 long, 0 TD

KICKOFF RETURNS—Hathcock (18th NFL)—14 for 315 yards, 38 long, 0 TD

SCORING—Jones (5th NFL)—14 TDs, 84 pts.

1967 RESULTS (7-7)

37 at St. Louis	20	7	at Chicago	34
24 at Dallas	38	28	Pittsburgh	20
34 at Washington	38	44	Philadelphia	20
27 New Orleans	21	14	at Cleveland	24
27 at Pittsburgh	24	7	Detroit	30
21 Green Bay	48	37	St. Louis	14
38 Cleveland	34			
24 at Minnesota	27	369	TOTALS	379

1968 SCHEDULE

9-15 at Pittsburgh	11- 3 Baltimore
9-22 at Philadelphia	11-10 at Dallas
9-29 Washington	11-17 Philadelphia
10- 6 New Orleans	11-24 at Los Angeles
10-13 at Atlanta	12- 1 at Cleveland
10-20 San Francisco	12- 8 St. Louis
10-27 at Washington	12-15 Dallas

EASTERN CONFERENCE, CAPITOL DIVISION

PHILADELPHIA EAGLES

Dec. 8—At Philadelphia

30th and Market Streets

Philadelphia, Pa. 19104

President—Jerry Wolman

General Manager—Joe Kuharich

Office Phone: (215) EV 2-5000

Colors—Kelly Green and White

Franklin Field Capacity: 60,658

1967 Home Attendance: 424,868

Entered NFL: 1933



COACH KUHARICH QB SNEAD

1967 Record—Won 6, Lost 7, Tied 1. All-Time Record—Won 182, Lost 224, Tied 17.

Coaching Staff—Joe Kuharich (fifth year); Herman Ball, Fred Bruney, Dick Evans, Mike Nixon, Dick Stanfel.

SERIES HISTORY

Year	Site	Winner-Score	Att.
1967	New Orleans	New Orleans, 31-24	59,596
1967	Philadelphia	Philadelphia, 48-21	60,751

1967 STATISTICAL LEADERS

RUSHING		NFL Rank	Att.	Yds.	Avg.	Long	TD			
Tom Woodeshick		11	155	670	4.3	41	6			
Israel Lang		27	101	336	3.3	21	2			
T. Brown		47	53	179	3.4	13t	1			
PASSING		NFL Rank	Att.	Comp.	Pct.	Gain	TD	Long	Int.	Avg. Gain
Norm Sneed		5	434	240	.553	3399	29	87t	24	7.83
RECEIVING		NFL Rank	No.	Yds.	Avg.	Long	TD			
Ben Hawkins		5	59	1265	21.4	87t	10			
Gary Ballman		26	36	524	14.6	67t	6			
Tom Woodeshick		30	34	391	11.5	43	4			

PUNTING—Baker (10th NFL)—61 for 38.3 avg.; 53 long

INTERCEPTIONS—Scarpatti (22nd NFL)—4 for 99 yds.; 67t long; 1 TD

Nettles (29th NFL)—4 for 52 yds.; 34 long; 0 TD

PUNT RETURNS—Martin (7th NFL)—20 for 128 yds.; 30 long, 0 TD

KICKOFF RETURNS—T. Brown (26th NFL)—13 for 301 yds.; 41 long; 0 TD

SCORING—Baker (6th NFL)—45-45 XP; 12-19 FG., 81 pts.

1967 RESULTS (6-7-1)

35 Washington	24	17	Los Angeles	33
6 Baltimore	38	48	New Orleans	21
34 Pittsburgh	24	7	New York	44
38 Atlanta	7	35	Washington	35
27 San Francisco	28	17	Dallas	38
14 St. Louis	48	28	Cleveland	24
21 Dallas	14			
24 New Orleans	31	351	TOTALS	409

1968 SCHEDULE

9-15 at Green Bay	11-3 St. Louis
9-22 New York	11-10 Washington
9-29 Dallas	11-17 at New York
10- 6 at Washington	11-24 at Cleveland
10-13 at Dallas	11-28 at Detroit
10-20 Chicago	12- 8 New Orleans
10-27 at Pittsburgh	12-15 Minnesota

EASTERN CONFERENCE, CAPITOL DIVISION

WASHINGTON REDSKINS

Sept. 22—At New Orleans

Connecticut Ave. at L St., N. W.
Washington, D. C. 20036
President—Edward Bennett Williams
General Manager—Otto Graham
Office Phone: (202) 296-1456
Colors: Burgundy and Gold
D. C. Stadium Capacity: 50,000
1967 Home Attendance: 356,000
Entered NFL: 1932



COACH GRAHAM



QB JURGENSEN

1967 Record—Won 5, Lost 6, Tied 3. All-Time Record—Won 169, Lost 183, Tied 18.
Coaching Staff—Otto Graham (third year); Ken Carpenter, Don Doll, Mike McCormack, Mo Scarry.

SERIES HISTORY

Year	Site	Winner-Score	Att.
1967	New Orleans	Washington, 30-10	74,937
1967	Washington	New Orleans, 30-14	50,486

1967 STATISTICAL LEADERS

RUSHING	NFL Rank	Att.	Yds.	Avg.	Long	TD
A. D. Whitfield	23	91	384	4.2	44	1
Gerry Allen	36	77	262	3.4	30	3
Ray McDonald	41	52	223	4.3	35	4

PASSING	NFL Rank	Att.	Comp.	Pct.	Gain	TD	Long	Int.	Avg. Gain
Sonny Jurgensen	1	508	288	.567	3747	31	86t	16	7.38

RECEIVING	NFL Rank	No.	Yds.	Avg.	Long	TD
Charley Taylor	1	70	990	14.1	86t	9
Jerry Smith	2	67	849	12.7	43	12
Bob Mitchell	4	60	866	14.4	65t	6

PUNTING—Richter (7th NFL)—73 for 41.4 average; 58 long
INTERCEPTIONS—Krause (5th NFL)—8 for 75 yds.; 32 long; 0 TD
PUNT RETURNS—Harris (4th NFL)—23 for 208 yds.; 51 long; 0 TD
KICKOFF RETURNS—Harris (15th NFL)—25 for 580 yds.; 47 long; 0 TD
SCORING—J. Smith (13th NFL)—12 TDs.; 72 Pts.

1967 RESULTS (5-6-3)

24 Philadelphia	35	31 San Francisco	28
30 New Orleans	10	27 Dallas	20
38 New York	34	37 Cleveland	42
14 Dallas	17	35 Philadelphia	35
20 Atlanta	20	15 Pittsburgh	10
28 Los Angeles	28	14 New Orleans	30
13 Baltimore	17		
21 St. Louis	27	347 TOTALS	353

1968 SCHEDULE

9-15 at Chicago	11- 3 at Minnesota
9-22 at New Orleans	11-10 at Phila.
9-29 at New York	11-17 Dallas
10- 6 Philadelphia	11-24 Green Bay
10-13 Pittsburgh	11-28 at Dallas
10-20 at St. Louis	12- 8 Cleveland
10-27 New York	12-15 Detroit

WESTERN CONFERENCE, CENTRAL DIVISION

CHICAGO BEARS

Dec. 3—At New Orleans

173 W. Madison Street
Chicago, Ill. 60602
President—George S. Halas
General Manager—George S. Halas, Jr.
Office Phone: (312) 332-5400
Colors—Orange, Navy Blue and White
Wrigley Field Capacity: 46,200
1967 Home Attendance: 320,550
Entered NFL: 1920 (Charter)



COACH DOOLEY



QB CONCANNON

1967 Record—Won 7, Lost 6, Tied 1. All-Time Record—Won 321, Lost 142, Tied 31.
Coaching Staff—Jim Dooley (first year); Chuck Cherundolo, Ed Cody, Babe Dimancheff, Joe Fortunato, Abe Gibron, Phil Handler, Luke Johnsos, Sid Luckman.

SERIES HISTORY

Year	Site	Winner-Score
1967	New Orleans	Washington, 30-10

1967 STATISTICAL LEADERS

RUSHING	NFL Rank	Att.	Yds.	Avg.	Long	TD
Gale Sayers	3	186	880	4.5	70	7
Brian Piccolo	28	86	317	3.7	31	0
Jack Concannon	35	67	279	4.2	31	3

PASSING	NFL Rank	Att.	Comp.	Pct.	Gain	TD	Long	Int.	Avg. Gain
Jack Concannon	17	186	92	.495	1260	6	93t	14	6.77
Larry Rakestraw	27	44	21	.477	228	3	34	2	5.18

RECEIVING	NFL Rank	No.	Yds.	Avg.	Long	TD
Dick Gordon	37	31	524	16.8	93t	5
Johnny Morris	..	20	231	11.6	31	1
Ron Bull	..	18	250	13.9	63	1

PUNTING—Green (2nd NFL)—79 for 42.9 average; 68 long
INTERCEPTIONS—5 by each of three Bears, McRae, Pettibon, R. Taylor
PUNT RETURNS—Gordon (14th NFL)—12 for 82 yds.; 43 long; 0 TD
KICKOFF RETURNS—Sayers (2nd NFL)—16 for 603 yds.; 103t long; 3 TDs
Gordon (11th NFL)—16 for 397 yds.; 32 long; 0 TD
SCORING—Sayers (12th NFL)—12 TDs, 72 pts.

1967 RESULTS (7-6-1)

13 Pittsburgh	41	34 New York	7
10 Green Bay	13	30 St. Louis	3
17 Minnesota	7	13 Green Bay	17
3 Baltimore	24	28 San Francisco	14
14 Detroit	3	10 Minnesota	10
0 Cleveland	24	23 Atlanta	14
17 Los Angeles	28		
27 Detroit	13	239 TOTALS	218

1968 SCHEDULE

9-15 Washington	11- 3 at Green Bay
9-22 at Detroit	11-10 San Francisco
9-29 at Minnesota	11-17 Atlanta
10- 6 at Baltimore	11-24 Dallas
10-13 Detroit	12- 1 at New Orleans
10-20 at Phila.	12- 8 at Los Angeles
10-27 Minnesota	12-15 Green Bay

WESTERN CONFERENCE, CENTRAL DIVISION

DETROIT LIONS

Nov. 24—At Detroit

1401 Michigan Avenue
Detroit, Mich. 48216
President—William C. Ford
General Manager—Russ Thomas
Office Phone: (313) 965-6644
Colors—Honolulu Blue and Silver
Tiger Stadium Capacity: 54,582
1967 Home Attendance: 368,443
Entered NFL: 1934



COACH SCHMIDT



QB MUNSON

1967 Results—Won 5, Lost 7, Tied 2. All-Time Record—Won 201, Lost 191, Tied 18.
Coaching Staff—Joe Schmidt (2nd year); Jim David, Chuck Knox, Bill McPeak, Jim Martin, John North.

SERIES HISTORY

Year
1967 Saints and Lions did not play

1967 STATISTICAL LEADERS

RUSHING	NFL Rank	Att.	Yds.	Avg.	Long	TD
Miller Farr	5	206	860	4.2	57	3
*Tom Watkins	24	106	361	3.4	28	4
Tom Nowatzke	34	70	288	4.1	15	4

PASSING	NFL Rank	Att.	Comp.	Pct.	Gain	TD	Long	Int.	Avg. Gain
*Milt Plum	14	172	86	.500	925	4	43	8	5.38
Karl Sweetan	18	177	74	.418	901	10	52t	11	5.09

RECEIVING	NFL Rank	No.	Yds.	Avg.	Long	TD
Miller Farr	21	39	317	8.1	31	3
Bill Malinchak	46	26	397	15.3	43	4
Gail Cogdill	62	21	321	15.3	52t	1

PUNTING—Barney (13th NFL)—47 for 37.4 average; 55 long

INTERCEPTIONS—Barney (1 Tie, NFL)—10 for 232 yds.; 71t long; 3 TDs

PUNT RETURNS—*Watkins (13th NFL)—15 for 57 yds.; 18 long; 0 TD

KICKOFF RETURNS—Vaughn (4th NFL)—16 for 446 yds.; 60 long; 0 TD

SCORING—Farr and Nowatzke, 6 TDs each for 36 pts. each.

*Will play for Los Angeles in 1968

1967 RESULTS (5-7-2)

17 Green Bay	17	10	Minnesota	10
31 Cleveland	14	7	Baltimore	41
28 St. Louis	38	7	Los Angeles	31
17 Green Bay	27	14	Pittsburgh	24
3 Chicago	14	30	New York	7
24 Atlanta	3	14	Minnesota	3
45 San Francisco	3			
13 Chicago	27	260	TOTALS	259

1968 SCHEDULE

9-15 at Dallas	11- 3 at Los Angeles
9-22 Chicago	11-10 Baltimore
9-29 at Green Bay	11-17 at Minnesota
10- 6 Minnesota	11-24 New Orleans
10-13 at Chicago	11-28 Philadelphia
10-20 Green Bay	12- 8 at Atlanta
10-27 San Francisco	12-15 at Washington

WESTERN CONFERENCE, CENTRAL DIVISION

GREEN BAY PACKERS

Nov. 17—At Milwaukee

1265 Lombardi Avenue
Green Bay, Wis. 54305
President—Dominic Olejniczak
General Manager—Vince Lombardi
Office Phone: (414) 494-2351
Colors—Green and Gold
Lambeau Stadium (G. B.) Capacity: 50,861
Milwaukee County Stadium Capacity: 47,094
1967 Home Attendance at G. B.: 203,444
at Milwaukee: 149,142
Entered NFL: 1919 (Charter)



COACH BENGTSON



QB STARR

1967 Results — Won 9, Lost 4, Tied 1 (Division, Conference, NFL and World Champions). All-Time Record—Won 359, Lost 223, Tied 28.
Coaching Staff—Phil Bengtson (first year), Dave Hanner, Tom McCormick, Wayne Robinson, Bob Schneiker, Ray Wietcha.

SERIES HISTORY

Year
1967 Saints and Packers did not play

1967 STATISTICAL LEADERS

RUSHING	NFL Rank	Att.	Yds.	Avg.	Long	TD
Jim Grabowski	19	120	466	3.9	24	2
Ben Wilson	20	103	453	4.4	40	2
Donny Anderson	22	97	402	4.1	40	6

PASSING	NFL Rank	Att.	Comp.	Pct.	Gain	TD	Long	Int.	Avg. Gain
Bart Starr	6	210	115	.548	1823	9	84	17	8.68

RECEIVING	NFL Rank	No.	Yds.	Avg.	Long	TD
Boyd Dowler	9	54	836	15.5	57t	4
Carroll Dale	28	35	738	21.1	86t	5
Donny Anderson	..	22	331	15.0	31	3

PUNTING—Anderson (14th NFL)—65 for 36.6 average; 63 long
INTERCEPTIONS—Jeter (2nd Tie, NFL)—8 for 78 yds.; 25 long; 0 TD
PUNT RETURNS—Wood (15th NFL)—12 for 3 yards; 8 long; 0 TD
KICKOFF RETURNS—Williams (1 NFL)—18 for 739; 104t long; 4 TDs
SCORING—Chandler (4th NFL)—39-39 XP; 19-29 FG; 96 pts.

1967 RESULTS (9-4-1)

17 Detroit	17	30	Minnesota	27
13 Chicago	10	24	Los Angeles	27
23 Atlanta	0	17	Pittsburgh	24
27 Detroit	17	332	TOTALS	209
7 Minnesota	10		Post Season:	
48 New York	21		(Conf. Title)	
31 St. Louis	23	28	Rams	7
10 Baltimore	13		(League title)	
55 Cleveland	7	21	Cowboys	17
13 San Francisco	0		(World Title)	
17 Chicago	13	33	Raiders	14

1968 SCHEDULE

9-15 Phil. at G. B.	11- 3 Chi. at G. B.
9-22 Minn. at Mil.	11-10 at Minnesota
9-29 Det. at G. B.	11-17 N. O. at Mil.
10- 6 at Atlanta	11-24 at Washington
10-13 L. A. at Mil.	12- 1 at San Fran.
10-20 at Detroit	12- 7 Balt. at G. B.
10-28 at Dallas	12-15 at Chicago

WESTERN CONFERENCE, CENTRAL DIVISION

MINNESOTA VIKINGS

Oct. 13—At New Orleans

7809 Southtown Center
Bloomington, Minn. 55431
President—Max Winter
General Manager—Jim Finks
Office Phone: (612) 866-3601
Colors—Purple and White, Gold Trim
Metropolitan Stadium Capacity: 47,693
1967 Home Attendance: 304,901
Entered NFL: 1961



COACH GRANT



QB CUZZO

1967 Results—Won 3, Lost 8, Tied 3. All-Time Record—Won 32, Lost 59, Tied 7.
Coaching Staff—Bud Grant (second year); Jerry Burns, Jim Carr, Bob Hollway, Bus Mertes, John Michels.

SERIES HISTORY

Year
1967 Saints and Vikings did not play

1967 STATISTICAL LEADERS

RUSHING	NFL Rank	Att.	Yds.	Avg.	Long	TD
Dave Osborn	2	215	972	4.5	73	2
Bill Brown	14	185	610	3.3	29	5
Joe Kapp	..	27	167	6.2	24	2

PASSING	NFL Rank	Att.	Comp.	Pct.	Gain	TD	Long	Int.	Avg. Gain
Joe Kapp	19	214	102	.477	1386	8	85t	17	6.48

RECEIVING	NFL Rank	No.	Yds.	Avg.	Long	TD
Dave Osborn	31	34	272	8.0	29	1
Paul Flatley	..	23	232	10.1	27	0
Bill Brown	..	22	263	12.0	43	0

PUNTING—Walden (6th NFL)—75 for 41.6 average; 76 long
INTERCEPTIONS—Mackbee (5 tie, NFL)—5 for 98 yards; 40 long; 1 TD
PUNT RETURNS—Grim (12th NFL)—25 for 101 yds.; 81 long; 0 TD
KICKOFF RETURNS—Jones (14th NFL)—25 for 597 yds.; 96t long; 1 TD
SCORING—Cox (8th NFL)—26-26 XP, 17-33 FG; 77 pts.

1967 RESULTS (3-8-3)

21 San Francisco	27	10	Detroit	10
3 Los Angeles	39	10	Cleveland	14
7 Chicago	17	41	Pittsburgh	27
24 St. Louis	34	27	Green Bay	30
10 Green Bay	7	10	Chicago	10
20 Baltimore	20	3	Detroit	14
20 Atlanta	21
27 New York	24	233	TOTALS	294

1968 SCHEDULE

9-14 Atlanta	11- 3 Washington
9-22 at Green Bay	11-10 Green Bay
9-29 Chicago	11-17 Detroit
10- 6 at Detroit	11-24 at Baltimore
10-13 at New Orleans	12- 1 Los Angeles
10-20 Dallas	12- 8 at San Fran.
10-27 at Chicago	12-15 at Phil.

WESTERN CONFERENCE, COASTAL DIVISION

ATLANTA FALCONS

Do Not Play in 1968

521 Capitol Ave., S. W.
Atlanta, Ga. 30312
President—Rankin Smith
V.P. and General Manager—Frank E. Wall
Office Phone: (404) 688-8684
Colors—Red, Black, White and Old Gold
Atlanta Stadium Capacity: 58,850
1967 Home Attendance: 384,891
Entered NFL: 1966



COACH HECKER



QB JOHNSON

1967 Record—Won 1, Lost 12, Tied 1. All-Time Record—Won 4, Lost 23, Tied 1.
Coaching Staff—Norb Hecker (third year); Lew Carpenter, Bob Fry, Hal Herring, Bill Jobko, Red Phillips, John Symank.

SERIES HISTORY

Year Site Winner-Score Att.
1967 New Orleans New Orleans, 27-24 83,437

1967 STATISTICAL LEADERS

RUSHING	NFL Rank	Att.	Yds.	Avg.	Long	TD
Junior Coffey	8	180	722	4.0	20t	4
Randy Johnson	..	24	144	6.0	17t	1
Ron Rector	..	24	127	5.3	16	0

PASSING	NFL Rank	Att.	Comp.	Pct.	Gain	TD	Long	Int.	Avg. Gain
Randy Johnson	16	288	142	.493	1629	10	82t	21	5.6
Terry Nofsinger	..	60	30	.500	352	1	38	2	5.9

RECEIVING	NFL Rank	No.	Yds.	Avg.	Long	TD
Tommy McDonald	33	33	436	13.2	75t	4
Junior Coffey	39	30	196	6.5	22	1
Jerry Simmons	..	21	287	13.7	30	2

PUNTING—Lothridge (1st NFL)—87 for 43.7 avg.; 62 long
INTERCEPTIONS—Reaves (6th NFL)—7 for 153 yds.; 42 long; 0 TD
PUNT RETURNS—Smith (11th NFL)—20 for 92 yds.; 26 long; 0 TD
KICKOFF RETURNS—Smith (8th NFL)—39 for 976 yds.; 99t long; 1 TD
SCORING—Traynham—22-22 XP; 7-18 FG; 43 Pts.

1967 RESULTS (1-12-1)

31 Baltimore	38	7	Baltimore	49
7 San Francisco	38	3	Los Angeles	31
0 Green Bay	23	24	New Orleans	27
7 Philadelphia	38	3	Los Angeles	20
20 Washington	20	28	San Francisco	34
3 Detroit	24	14	Chicago	23
21 Minnesota	20
7 Dallas	37	175	TOTALS	422

1968 SCHEDULE

9-14 at Minnesota	11- 3 Pittsburgh
9-22 Baltimore	11-10 Los Angeles
9-29 at San Fran.	11-17 at Chicago
10- 6 Green Bay	12- 1 at St. Louis
10-13 New York	12- 1 at Baltimore
10-20 at Los Angeles	12- 8 Detroit
10-27 at Cleveland	12-15 San Francisco

WESTERN CONFERENCE, COASTAL DIVISION

BALTIMORE COLTS

Do Not Play in 1968

600 N. Howard St.
Baltimore, Md. 21201

President—Carroll D. Rosenbloom
General Manager—Harry Hulmes
Office Phone: (301) 685-6400

Colors—Royal Blue, White and Silver
Memorial Stadium Capacity, 60,238

1967 Home Attendance: 418,143

Entered NFL: 1950
(out 2 yrs., returned in 1953)

1967 Record—Won 11, Lost 1, Tied 2. All-Time Record—Won 113, Lost 89, Tied 4.
Coaching Staff—Don Shula (sixth year); Bill Arnsparger, Dick Bielski, Don McCaferty, Chuck Noll, Ed Rudledge, John Sandusky.



COACH SHULA



QB UNITAS

SERIES HISTORY

Year	Site	Winner-Score	Att.
1967	Baltimore	Baltimore, 30-20	60,238

1967 STATISTICAL LEADERS

RUSHING	NFL Rank	Att.	Yds.	Avg.	Long	TD
Tom Matte	12	147	636	4.3	30	9
Tony Lorick	20	133	436	3.2	22	6
Jerry Hill	90	90	311	3.5	18	2

PASSING	NFL Rank	Att.	Comp.	Pct.	Gain	TD	Long	Int.	Avg. Gain
John Unitas	2	436	255	.585	3428	20	88t	16	7.86

RECEIVING	NFL Rank	No.	Yds.	Avg.	Long	TD
Willie Richardson	3	63	860	13.7	31t	8
John Mackey	8	55	686	12.5	34t	3
Tom Matte	29	35	496	14.2	88t	3

PUNTING—Lee (4th NFL)—49 for 42.3 avg.; 68 long
INTERCEPTIONS—Volk (11th NFL)—6 for 145 yds.; 94t long; 1 TD
PUNT RETURNS—Volk (16th NFL)—11 for 88 yds.; 24 long; 0 TD
KICKOFF RETURNS—Moore (12th NFL)—16 for 392 yds.; 37 long; 0 TD
SCORING—Michaels (3rd NFL)—46-48 XP; 20-37 FG; 106 Pts.

1967 RESULTS (11-1-2)

38	Atlanta	31	49	at Atlanta	7
38	at Philadelphia	6	41	Detroit	7
41	San Francisco	7	26	at San Fran.	9
24	at Chicago	3	23	Dallas	17
24	Los Angeles	24	30	New Orleans	10
20	at Minnesota	20	10	at Los Angeles	34
17	at Washington	13	—	—	—
13	Green Bay	10	394	TOTALS	198

1968 SCHEDULE

9-15	San Francisco	11- 3	at New York
9-22	at Atlanta	11-10	at Detroit
9-29	at Pittsburgh	11-17	St. Louis
10- 6	Chicago	11-24	Minnesota
10-13	at San Fran.	12- 1	Atlanta
10-20	Cleveland	12- 7	at Green Bay
10-27	Los Angeles	12-15	at Los Angeles

WESTERN CONFERENCE, COASTAL DIVISION

LOS ANGELES RAMS

Do Not Play in 1968

10271 W. Pico Blvd.
Los Angeles, Calif. 90064

President-General Manager—Dan Reeves
Ass't to President—Elroy Hirsch
Office Phone: (213) 277-4700

Colors—Royal Blue and White
L.A. Memorial Coliseum Capacity, 76,000

1967 Home Attendance: 421,217

Entered NFL: 1937

(moved to L.A., 1946)

1967 Record—Won 11, Lost 1, Tied 2. All-Time Record—Won 88, Lost 47, Tied 5.
Coaching Staff: George Allen (third year); Ted Marchibroda; Ray Prochaska; Howard Schnellenberger; Marion Campbell, Tom Catlin, Joe Sullivan.



COACH ALLEN



QB GABRIEL

SERIES HISTORY

Year	Site	Winner-Score	Att.
1967	New Orleans	Los Angeles, 27-13	80,879

1967 STATISTICAL LEADERS

RUSHING	NFL Rank	Att.	Yds.	Avg.	Long	TD
Les Josephson	7	178	800	4.5	27	4
Dick Bass	13	187	627	3.3	27	6
Tom Mason	..	63	213	3.4	16	0

PASSING	NFL Rank	Att.	Comp.	Pct.	Gain	TD	Long	Int.	Avg. Gain
Roman Gabriel	4	371	196	.528	2779	25	80t	13	7.49

RECEIVING	NFL Rank	No.	Yds.	Avg.	Long	TD
Bernie Casey	10	53	871	16.4	57t	8
Bill Truax	24	37	487	13.2	41	4
Les Josephson	25	37	400	10.8	48	4

PUNTING—Kilgore (5th NFL)—68 for 42.2 avg.; 68 long
INTERCEPTIONS—Meador (2nd NFL)—8 for 193 yds.; 30t long; 2 TDs
PUNT RETURNS—Meador (8th NFL)—21 for 131 yds.; 22 long; 0 TD
KICKOFF RETURNS—Ellison (24th NFL)—13 for 340 yds.; 58 long; 0 TD
SCORING—Gossett (2nd NFL)—48-48 XP; 20-43 FG; 108 Pts.

1967 RESULTS (11-1-2)

27	at New Orleans	13	33	Philadelphia	17
39	Minnesota	3	31	at Atlanta	3
35	at Dallas	13	31	at Detroit	7
24	San Francisco	27	20	Atlanta	3
24	at Baltimore	24	27	Green Bay	24
28	Washington	28	34	Baltimore	10
28	at Chicago	17	—	—	—
17	at San Fran.	7	398	TOTALS	196

1968 SCHEDULE

9-16	at St. Louis	11- 3	Detroit
9-22	Pittsburgh	11-10	at Atlanta
9-29	at Cleveland	11-17	at San Fran.
10- 6	San Francisco	11-24	New York
10-13	G. B. at Mil.	12- 1	at Minnesota
10-20	Atlanta	12- 8	Chicago
10-27	at Baltimore	12-15	Baltimore

WESTERN CONFERENCE, COASTAL DIVISION

SAN FRANCISCO 49'ers

Do Not Play in 1968

1255 Post Street
San Francisco, Calif. 94109
President—Lou Spadia
Ass't to President—Art Johnson
Office Phone: (415) 771-1149
Colors—Forty-Niner Gold and Scarlet
Kezar Stadium Capacity, 59,000
1967 Home Attendance: 253,286
Entered NFL: 1950



COACH NOLAN



QB BRODIE

1967 Record—Won 7, Lost 7. All-Time Record—Won 109, Lost 114, Tied 7.
Coaching Staff: Dick Nolan (first year); Mike Giddings, Ed Hughes, Ken Meyer, Joe Perry, Jim Shofner, Y. A. Tittle, Paul Wiggin, Ernie Zwahlen.

SERIES HISTORY

Year	Site	Winner-Score	Att.
1967	San Francisco	San Francisco, 27-13	34,285

1967 STATISTICAL LEADERS

RUSHING	NFL Rank	Att.	Yds.	Avg.	Long	TD
Ken Willard	17	169	510	3.0	20	5
John David Crow	18	113	479	4.2	39	2
Gary Lewis	..	67	342	5.1	52	6

PASSING	NFL Rank	Att.	Comp.	Pct.	Gain	TD	Long	Int.	Avg. Gain
John Brodie	11	349	168	.481	2013	11	63t	16	5.77
George Mira	..	65	35	.538	592	5	58	3	9.11

RECEIVING	NFL Rank	No.	Yds.	Avg.	Long	TD
Dick Witcher	17	46	705	15.3	63t	3
Sonny Randle	32	33	502	15.2	58	4
John David Crow	38	31	373	12.0	59t	3

PUNTING—Spurrier (12th NFL)—73 for 37.6 avg. 61 long

INTERCEPTIONS—Alexander—5 for 72 yds.; 58 long; 0 TD

PUNT RETURNS—Cunningham (3rd NFL)—27 for 249 yds.; 57 long; 0 TD

KICKOFF RETURNS—Cunningham (5th NFL)—31 for 826 yds.; 94 long; 0 TD

SCORING—Davis (10th NFL)—33-33 XP; 14-33 FG; 75 Pts.

1967 RESULTS (7-7)

27 at Minnesota	21	28 at Washington	31
38 Atlanta	7	0 at Green Bay	13
7 at Baltimore	41	9 Baltimore	26
27 at Los Angeles	24	14 Chicago	28
28 at Philadelphia	27	34 at Atlanta	28
27 New Orleans	13	24 Dallas	16
3 Detroit	45		
7 Los Angeles	17	273 TOTALS	337

1968 SCHEDULE

9-15 at Baltimore	11- 3 Cleveland
9-22 St. Louis	11-10 at Chicago
9-29 Atlanta	11-17 Los Angeles
10- 6 at Los Angeles	11-24 at Pittsburgh
10-13 Baltimore	12- 1 Green Bay
10-20 at New York	12- 8 Minnesota
10-27 at Detroit	12-15 at Atlanta

1967 ALL-NFL SELECTIONS

(Selected by Associated Press, Newspaper Enterprise Association and United Press International)

OFFENSE

Charley Taylor, Washington (AP, UPI, NEA)	Wide Receiver
Homer Jones, New York (UPI, NEA)	Wide Receiver
Willie Richardson, Baltimore (AP)	Wide Receiver
John Mackey, Baltimore (AP, NEA)	Tight End
Jackie Smith, St. Louis (UPI)	Tight End
Ralph Neely, Dallas (AP, UPI)	Tackle
Forrest Gregg, Green Bay (AP, UPI)	Tackle
Ernie McMillan, St. Louis (NEA)	Tackle
Bob Vogel, Baltimore (NEA)	Tackle
Gene Hickerson, Cleveland (AP, UPI, NEA)	Guard
Jerry Kramer, Green Bay (AP, UPI)	Guard
Howard Mudd, San Francisco (NEA)	Guard
Mick Tingelhoff, Minnesota (UPI, NEA)	Center
Bob DeMarco, St. Louis (AP)	Center
John Unitas, Baltimore (AP, UPI, NEA)	Quarterback
Leroy Kelly, Cleveland (AP, UPI, NEA)	Running Back
Gale Sayers, Chicago (AP, UPI, NEA)	Running Back

DEFENSE

Willie Davis, Green Bay (AP, UPI, NEA)	End
Dave Jones, Los Angeles (AP, UPI, NEA)	End
Bob Lilly, Dallas (AP, UPI, NEA)	Tackle
Merlin Olsen, Los Angeles (AP, UPI, NEA)	Tackle
Dick Butkus, Chicago (UPI, NEA)	Middle LB
Tommy Nobis, Atlanta (AP)	Middle LB
Dave Robinson, Green Bay (AP, UPI, NEA)	Outside LB
Maxie Baughan, Los Angeles (UPI)	Outside LB
Chuck Howley, Dallas (AP)	Outside LB
Dave Wilcox, San Francisco (NEA)	Outside LB
Bob Jeter, Green Bay (AP, UPI, NEA)	Halfback
Cornell Green, Dallas (AP, UPI, NEA)	Halfback
Willie Wood, Green Bay (AP, UPI)	Safety
Eddie Meador, Los Angeles (UPI, NEA)	Safety
Larry Wilson, St. Louis (AP, NEA)	Safety

SAINTS ENTERTAINMENT FEATURES

"Mardi Gras in Autumn" will once more be in evidence during the nine Saints home dates in Tulane Stadium. Entertainment Director Tommy Walker returns to New Orleans to continue the pre-game and halftime extravaganzas which thrilled the fans during the historic 1967 first season.

And, of course, Al Hirt — a part-owner of the Saints and their "biggest" cheerleader — and his band will be back for the majority of the home games.

Several outstanding high school and college musical and drill units will be special guest performers during the season. The popular Grambling (La.) College Band will return for the 1968 finale on December 15. The Saints-Vikings game on October 13 will be the date for the second "Salute to the Navy" Day, bringing famed Navy and Marine performing units to New Orleans.

THE SAINTS' DANCERS, a 48-girl unit, made their debut during 1967 —and will be on the field for each 1968 game. Directed by Mrs. Phyllis Nelson, the volunteer unit has been rehearsing through the year. In July, Hollywood choreographer Tommy Mahoney held a week-long "training camp" for the girls, and their 1968 performances will indeed benefit.

THE SAINTS' CHEERLEADERS, fourteen area high school and college students, will again direct the end-zone cheering sections. Like the dancers, these young people — chosen by tryout in 1967 — are volunteers.

THE SAINTS' MASCOT, GUMBO, has grown from the pup of '67 to nearly 140 pounds of registered St. Bernard. Gumbo, given to the Saints and cared for by the Louisiana Restaurant Association, has been in training, too — and should be more acclimated to the excitement surrounding the Saints' home games in '68.

These, and other surprises — a Tommy Walker certainty — will make up the 1968 entertainment agenda.

WORKING PRESS INFORMATION

Requests for pictures, publicity materials and press credentials should be directed to Ed Staton or Pat Cross, New Orleans Saints, 944 St. Charles Ave., New Orleans, La., telephone (504) 524-1421.

Working press credentials will be issued on a single-game basis, except in obvious cases where a season-long coverage is assured. Press box credentials will also serve to admit you to the dressing rooms after the games once the prescribed "cooling off" period established by the coaches has elapsed.

Complimentary tickets for non-working press are very limited, but will be distributed by the Public Relations Department.

Photographers

Photographers will be issued special sideline passes. Except in unusual circumstances, caption writers will not be permitted on the field. Credentials will be issued to daily newspapers, wire services and television stations; special assignment or free-lance photographers will be closely screened. All photographers must stay behind the restraining lines and will not be permitted to shoot pictures in front of the bench of either team.

Western Union

Requests for Western Union circuits should be made to A. J. Belanger, Western Union Sales Manager, 334 Carondelet St., New Orleans, La. 70130, by phoning (504) 525-9696, ext. 37.

Press Box Services

The Saints' statistical crew will supply the following information during each home game: play-by-play after each quarter, halftime, team and individual significant statistics, final team and individual statistics, scoring summary and participation listing, ball possession charts for both teams and defensive statistics.

Spotters for radio and television will be furnished on request. Each radio and television station using spotters will be responsible for paying that spotter a reasonable fee for his services.

Food and refreshments will be served in the press box before each game and at halftime.

Access to the press box, located on the West side of the Stadium, is through the special press gate on the Willow Street side. Press credentials will be checked at this gate, as well as at the elevator to both levels of the press box.

THE SAINTS ON TELEVISION, 1968

For the '68 pre-season schedule, WWL-TV in New Orleans will telecast live all road games. The Saints' two home games will be video-taped for re-play the Sundays following. This pre-season TV schedule will be carried only by WWL-TV and not by the stations on the Saints' regular season TV network.

The Saints will appear before the cameras of the Columbia Broadcasting System in every one of their 14 regular-season games in 1968. Road games will be telecast on nine stations of the Saints' home-area network, including WWL-TV in New Orleans. Home games will be telecast by stations outside a 75-mile radius around New Orleans and to the home network area of the visiting team.

The Saints' TV network:

WKRG-TV	Mobile, Alabama	WWL-TV	New Orleans, Louisiana
WAFB-TV	Baton Rouge, Louisiana	KSLA-TV	Shreveport, Louisiana
KLFY-TV	Lafayette, Louisiana	WCBI-TV	Columbus, Mississippi
KNOE-TV	Monroe, Louisiana	WJTV	Jackson, Mississippi
WTOK-TV	Meridian, Mississippi		

THE SAINTS ON RADIO, 1968

All games, both pre-season and regular season, will be broadcast on a multi-station network with WWL Radio in New Orleans the originating station. Al Wester will again handle the play-by-play with color commentary supplied by Maury Magill.

The Saints radio network (as of July 15, 1968):

LOUISIANA

Bogalusa
Crowley
Franklinton
Lafayette
Mansfield
Morgan City
New Orleans
Port Sulphur
Shreveport
Spring Hill
Thibodaux

WIKC
KSGG
WFCC
KXKY
KDXI
KMRC
WWL
KPBC
KRMO
KBSF
KTIB-FB

FLORIDA

Pensacola
Panama City

WNYY
WPCF

ALABAMA

Butler
Demopolis
Selma
Birmingham
Montgomery
Mobile
Tuscaloosa

WPRN
WXAL
WAMA
WAQY
WMGV
WMOO
WJRD

MISSISSIPPI

Aberdeen
Clarksdale
Columbia
Columbus
Hattiesburg
Indianola
Laurel
Natchez
Oxford
Tupelo

WMPA
WROX
WFFF
WOB
WBKH
WMLA
WAML
WNAT
WSUH
WTUP

ARKANSAS

Hot Springs
Camden
Magnolia
Texarkana
Pine Bluff
Helena

KZNG
KJWH
KVMA
KOSY
KADE
KFFA

TEXAS

Port Arthur

COLE

SUPERCHECK

THESE SAINTS SAY IT DOES EVERYTHING. SO WILL YOU.



"My wife says it's great at sales—you can write yourself a loan right on the spot."
DAN ABRAMOWICZ



"It makes check cashing a snap with the Check Guarantee Card."
JOE WENDRYHOSKI



"It's a good feeling, knowing that if I ever need extra cash, it's there."
JOHN GILLIAM



"It's a checking account you can overdraw to make a loan."
BILL KILMER



THE NATIONAL BANK OF COMMERCE

IN NEW ORLEANS



THE REAL PROS

... IN FOOTBALL



THE NEW ORLEANS
SAINTS

... IN BANKING



THE NATIONAL BANK
OF COMMERCE
IN NEW ORLEANS