

# ARIZONA CARDINALS

WEEK 8  
GAME RELEASE  
#AZvsNO

Mark Dalton - Senior Vice President, Media Relations Chris Melvin - Director, Media Relations Mike Helm - Manager, Media Relations  
Imani Suber - Media Relations Coordinator Chase Russell - Media Relations Coordinator



ARIZONA CARDINALS (3-3-1)

VS.

NEW ORLEANS SAINTS (6-1)

Mercedes-Benz Superdome | October 27, 2019 | 10:00 AM



## THIS WEEK'S PREVIEW

Looking for their fourth consecutive victory, the Cardinals are back on the road this week as they head to New Orleans for a matchup against the Saints.

It will be the first of two games in a five-day span for Arizona, who follow up Sunday's game with a showdown against the San Francisco 49ers on Thursday Night Football on Halloween night.

Sunday's contest in New Orleans represents the 30<sup>th</sup> all-time regular season meeting between the Cardinals and Saints, and Arizona holds the slight 15-14 advantage in the series. This week's game marks the fourth matchup between the Cardinals and Saints in the last seven seasons.

The Cardinals won eight of the first 10 games between the teams but recently the series has been relatively even. Over the last 23 seasons (1996-2018) neither team has won more than two consecutive games. The home team has won eight of the last 10 games and Arizona travels to New Orleans this week looking for its first road win in the series since 1996.

With Saints QB Drew Brees returning to practice for New Orleans this week after missing the last five games, Sunday's game could feature two of the most prolific players in NFL history at their respective positions in Brees and Cardinals WR Larry Fitzgerald. Brees ranks #1 in NFL history in career completions and passing yards, #2 in NFL history in pass attempts and #3 in league annals in TD passes and passer rating. Fitzgerald ranks #2 in NFL history in both receptions and receiving yards and #6 all-time in TD receptions. Fitzgerald (2016) and Brees (2006) are also among the six active players who have been named the Walter Payton NFL Man of the Year.

Whether it is Brees or Teddy Bridgewater under center for the Saints, they will face one of the league's top defenses when it comes to pressuring the QB. The LB duo of Chandler Jones and Terrell Suggs has combined for 13.5 sacks, 8 strip-sacks and 14 QB hits so far this season and anchor an Arizona pass rush that ranks third in the NFL with 22 sacks on the year.

Extra possessions could be tough to come by in Sunday's matchup, which features two of the NFL's best at protecting the football. Arizona (4 turnovers) and New Orleans (5 turnovers) rank #1 and #2 in the league, respectively, in fewest turnovers this season. Incredibly, the teams have just eight INTs and one fumble lost between them despite a combined 906 offensive plays to this point. Arizona enters Sunday's game having not committed a turnover in its last three games. New Orleans is turnover-free in its last two contests.

Arizona returns to State Farm Stadium next week for its only home game in a six-week (or 48-day) span between Weeks 7 and 13. The Cardinals will welcome the undefeated division-rival 49ers in that matchup.

## GAME RELEASE INDEX

Page	Contents
2	Celebrating the life and legacy of <b>William V. Bidwill</b>
3	Cardinals-Saints Series Info
4	By The Numbers / What To Look For / Week 8 Schedules
5-6	Season Highlights and Rankings
7	<b>Chandler Jones</b> NFL Sack Leaders Since 2016
8	<b>Terrell Suggs</b> Climbs The All-Time Sacks List
9-10	<b>Kyler Murray</b> Highlights
11	<b>David Johnson</b> Highlights
12-15	<b>Larry Fitzgerald</b> Highlights
16	<b>Patrick Peterson</b> / Rookie Defenders / <b>Zane Gonzalez</b> Scoring Big
17	NFL 100 / Cardinals History in NFL
18	<b>Michael Bidwill</b> Highlights / State Farm Stadium / <b>Palmer ROH</b>
19-21	Coaching Staff Highlights / <b>Kingsbury</b> Highlights
22	Cardinals in the Community
23-63	Transactions / 2019 Stats / Rosters / Depth Chart / Standings

## ARIZONA CARDINALS - 2019 SCHEDULE

Date	Opponent	Regular Season Location	AZ Time
Sep. 8	DETROIT	State Farm Stadium	T, 27-27
Sep. 15	@ Baltimore	M&T Bank Stadium	L, 23-17
Sep. 22	CAROLINA	State Farm Stadium	L, 38-20
Sep. 29	SEATTLE	State Farm Stadium	L, 27-10
Oct. 6	@ Cincinnati	Paul Brown Stadium	W, 26-23
Oct. 13	ATLANTA	State Farm Stadium	W, 34-33
Oct. 20	@ N.Y. Giants	MetLife Stadium	W, 27-21
Oct. 27	@ New Orleans	Mercedes-Benz Superdome	10:00 AM
Oct. 31	SAN FRANCISCO#	State Farm Stadium	5:20 PM
Nov. 10	@ Tampa Bay	Raymond James Stadium	11:00 AM
Nov. 17	@ San Francisco*	Levi's Stadium	2:05 PM
	-BYE-		
Dec. 1	L.A. RAMS*	State Farm Stadium	2:05 PM
Dec. 8	PITTSBURGH*	State Farm Stadium	2:25 PM
Dec. 15	CLEVELAND*	State Farm Stadium	2:05 PM
Dec. 22	@ Seattle*	CenturyLink Field	2:25 PM
Dec. 29	@ L.A. Rams*	L.A. Memorial Coliseum	2:25 PM

# FOX/NFL Network Thursday Night Football

\* Subject to flexible scheduling decisions

## THIS WEEK'S HIGHLIGHTS

- This week's game marks the 30<sup>th</sup> all-time meeting between the Cardinals and Saints and the fourth matchup in the last seven seasons.
- Both the Saints and Cardinals enter the game undefeated in the month of October. Arizona has won three in a row while the Saints are riding a five-game winning streak.
- The Cardinals and Saints have performed similarly on offense so far this season. Arizona has scored 161 points on 33 scoring drives, has scored 15 offensive TDs and has averaged 356.0 yards per game in 2019. New Orleans has 164 points on 30 scoring drives, has scored 15 offensive TDs and has averaged 358.0 yards per game.
- The Cardinals leading rushers this season are RB **David Johnson** (300 yds), RB **Chase Edmonds** (287) and QB **Kyler Murray** (266). Arizona is the only NFL team this season with three different 250+ yard rushers.
- Through seven games, Cardinals RBs **David Johnson** (615 scrimmage yards, 5 TDs) and **Chase Edmonds** (387 scrimmage yards, 5 TDs) have combined for 1,002 scrimmage yards and 10 total TDs. Edmonds finished last week's game with career highs in total scrimmage yards (150), rushing yards (126) and TDs (3).
- Against the Giants last week, the Cards defense amassed a season-high eight sacks, three forced fumbles (two lost), and 12 total QB hits. It marked just the second time in the last 32 seasons the Cards posted at least eight sacks in a game. The other was vs. Green Bay on 12/27/15 (9 sacks).
- After setting a career high with 4.0 sacks last week in New York, **Jones** now has 49.5 sacks in 55 games with the Cardinals. Since being acquired by Arizona in 2016, Jones has six more sacks than any other player in the NFL and he has already reached the top-5 on the AZ career sacks list.

## BROADCAST INFORMATION

Television: CBS / Play-By-Play: Kevin Harlan Analyst: Rich Gannon Sideline: Jay Feely

Cardinals Radio: Arizona Sports 98.7 FM / Play-By-Play: Dave Pasch Analyst: Ron Wolfley Sideline: Paul Calvisi

Cardinals Spanish Radio: TUDN Phoenix 105.1 FM / Play-By-Play: Gabriel Trujillo Analyst: Rolando Cantu



## THE LIFE OF MR. B



William V. (Bill) Bidwill passed away on October 2 at the age of 88.

"Our dad passed away the same way he lived his life: peacefully, with grace, dignity and surrounded by family and loved ones," said Cardinals Chairman and President **Michael Bidwill**. "Above all else, we will remember him as a man devoted to the three central pillars of his life – his immense faith, his love for his family and his life-long passion for the Cardinals and the sport of football."

Born on July 31, 1931 in Chicago, he is the son of Charles and Violet Bidwill. His father purchased the Chicago Cardinals of the NFL in 1932, starting Bill's life-long association with the team which spanned eight decades and started as a ball boy when he was a child. A two-sport athlete playing football and baseball at Georgetown Prep outside of Washington, DC, Bidwill received the school's highest honor, the Insignis Medal, in 1990 and was selected to the school's Athletic Hall of Fame in 2017.

After earning his undergraduate degree from Georgetown University, Bidwill proudly served in the United States Navy before taking on a full-time role with the team in 1960. That same year he married Nancy, his wife of more than 56 years until her passing in 2016 and had five children: daughter Nicole and sons Bill Jr., Michael, Patrick and Timothy. While well-known for his understated nature and a preference for staying out of the spotlight, "Mr. B" was recognized often for his contributions and accomplishments as Cardinals owner.

In 2017, he was enshrined in the Arizona Sports Hall of Fame which honors those who have made significant contributions to state's athletics community. In 2010, Bidwill was inducted into the Sports Faith Hall of Fame in Lake Forest, IL. At its December 2010 commencement exercises, Northern Arizona University awarded Bidwill an honorary doctor of humane letters degree for "his contributions to the university, his community and his profession."

In addition to his five children, 10 grandchildren and one great-grandchild, Bidwill is survived by his brother Charles (Stormy).

## A LEADER IN DIVERSITY



Bidwill was at the forefront of diversity in hiring practices, which was evidenced by the hiring of the NFL's first African American female executive (Adele Harris), first African American contract negotiator (Bob Wallace) and first African American head coach/GM tandem (Dennis Green and Rod Graves). In 2015, the team established the Bill Bidwill Coaching Fellowship to increase diversity and provide opportunities to gain NFL coaching experience.

"He didn't care about the color of your skin, race or gender if he felt like you could do the job to the best of your ability to help us become better than you were the right person for it," **Larry Fitzgerald** said.

At the 2010 annual NFL Combine in Indianapolis, Bidwill was honored with the Paul "Tank" Younger Award from the Fritz Pollard Alliance, whose purpose is to promote diversity and equality of job opportunity in the NFL.

## ANOTHER SIGNIFICANT WIN IN CINCINNATI



Arizona's Week 5 victory in Cincinnati was the first game following the passing of team owner **Bill Bidwill** the previous Wednesday (10/2). Bill's father, Charles, purchased the team in 1932 and the first season the Cardinals played under Bidwill ownership was in 1933.

The first victory for the Cards during that 1933 season – which came on October 8th – was a 3-0 win in Cincinnati against the Reds.

On Tuesday (10/8/19) – exactly 86 years after that 1933 victory over the Reds – funeral services were held to honor the life of Bill Bidwill.

"It has been an emotional week," Chairman and President **Michael Bidwill** said after the victory over the Bengals. "The coaches and players all told me they were going to win it for (Bill Bidwill). It is great to get the win."

## AN UNHERALDED COMMUNITY CHAMPION



Bidwill's devotion to the Cardinals and the game of football was matched by his passion for giving back to the community and supporting charitable causes, though he never sought recognition for his consistent and generous donations.

"He valued love, and loyalty and life. All of that came together to manifest itself in his giving," former Cardinals Pro Bowl fullback **Ron Wolfley** said. "The way that he would give millions and millions of dollars and nobody knew what he was giving so much of the time. He didn't sound the trumpet to let people know what he was doing."

Fitzgerald was inspired by Bidwill's work in the community without seeking the spotlight.

"The thing I really cherished about him was his selflessness and commitment to the community," WR **Larry Fitzgerald** said. "It was something he was passionate about and he wanted zero fanfare, and I always respected that about him."

## STATEMENTS REGARDING THE PASSING OF ARIZONA CARDINALS OWNER BILL BIDWILL

**CARDINALS WIDE RECEIVER LARRY FITZGERALD:** "The NFL family lost a pioneer today. Bill Bidwill loved the Arizona Cardinals and the great State of Arizona. He paved the way for so many by being on the forefront of giving minorities the opportunity to thrive as coaches and executives in the NFL. He was also a man of quiet generosity giving of his time and resources to make lives better."



**NFL COMMISSIONER ROGER GOODELL:** "Bill Bidwill was part of the NFL family his entire life, starting from his days as a ball boy through his time as an owner. Although never one to seek the spotlight, Bill had an incredible sense of humor and he made extraordinary contributions to the NFL. Bill's vision brought the Cardinals, the NFL and multiple Super Bowls to Arizona. He was a leader in embracing diversity and employed the first African American female executive, and the first African American general manager and head coach tandem."

**PATRIOTS CHAIRMAN AND CEO ROBERT KRAFT:** "Bill Bidwill was one of the first owners to reach out to me and welcome me into the league when I bought the Patriots in 1994. He was one of the longest-tenured owners in the league and I always appreciated his historical perspective and his love of the game. When it came to the game of football and the NFL, we were mostly like-minded and aligned. The only thing more important to him than his beloved Cardinals was his family and I know how proud he was of his children."

**COWBOYS OWNER, PRESIDENT AND GENERAL MANAGER JERRY JONES:** "I always viewed Bill as a man who, through his father and his literally growing up with the NFL, was an extension of the founding fathers of the NFL. His leadership and influence contributed greatly to bridging the gap between what the earliest years of our professional game looked like and the growth and massive popularity of what it has become. He had a unique perspective of where the game began and where he thought it needed to go. I enjoyed him as a competitor and a colleague, and regardless of the circumstance, he had a unique gift of humor that not everyone knew about."

**GIANTS PRESIDENT AND CEO JOHN MARA:** "Bill Bidwill was one of the most important owners in the history of the National Football League. He was a kind and decent man who loved his team and the League. He leaves behind a wonderful family. Bill was someone I greatly admired and respected. I was proud to call him a friend."

**BEARS CHAIRMAN GEORGE H. MCCASKEY:** "One of our family's proudest associations in the NFL is with the Bidwill family. It goes back three generations, and at the heart of it is Bill Bidwill. His sacrifices on behalf of our great game are not properly documented, nor properly appreciated. He was a gracious man, a raconteur, and a great friend."

**FALCONS OWNER AND CHAIRMAN ARTHUR BLANK:** "Bill was a quiet, yet influential man who had a profound impact on our league. Today we not only remember a good man, we remember a proud veteran of the U.S. Navy and a champion for diversity across our league."

**CHIEFS CHAIRMAN AND CEO CLARK HUNT:** "As one of the longest tenured owners in professional football, Bill built and cared for his franchise with the utmost passion and integrity. He always put the best interests of the league first and his philanthropy made a lasting impact in communities throughout Arizona."

**LIONS OWNER AND CHAIRMAN MARTHA FIRESTONE FORD:** "The Lions and Cardinals have always shared a proud bond as two of the NFL's original franchises, and the Bidwill Family holds a treasured place in the history of professional football. His more than 80 years of life as part of the Cardinals organization will be remembered through a legacy marked by countless contributions to our great game."

**COLTS OWNER AND CEO JIM IRSAY:** "Rest in peace, Bill Bidwill, legendary owner of the Cardinals. Bill was involved with our league since 1932, and was a leader on the initiative of minority front-office hiring."

**ARIZONA GOV. DOUG DUCEY:** "A dad. A husband. A giant of the NFL and an Arizona icon – Bill Bidwill never forgot he was part of our community, and he showed it throughout his long and remarkable life. Bill was passionate about many things, but especially his faith, family and the Cardinals football team he loved so much."



## CARDS-SAINTS CONNECTIONS

### Saints Connections

Cardinals Head Coach **Kliff Kingsbury** spent the 2004 season as a QB on the Saints practice squad.

Cardinals Pass Game Coordinator/QBs coach **Tom Clements** was the Saints QBs coach from 1997-99 under then-head coach Mike Ditka.

Cardinals S **Chris Banjo** played 39 games for the Saints from 2016-18 before being released in final roster cuts in 2019. He played all 32 regular season games and four postseason contests in his final two seasons with New Orleans (2017-18).

Cardinals OL **Justin Murray** spent time on the New Orleans practice squad during the 2017 season.

### Cardinals Connections

Saints WR **Ted Ginn Jr.** played for the Cardinals in 2014, appearing in all 16 regular season games and the team's postseason contest that season.

Saints Director of Player Engagement **Fred McAfee** played seven games for the Cardinals in 1994.

### Louisiana Connections

Cardinals CB **Patrick Peterson** played at LSU from 2008-10 and won both the Bednarik Award as the nation's top defender and the Thorpe Award as the nation's top DB following the 2010 season.

**Peterson** continues to have strong ties to his alma mater and the New Orleans area. In 2015, Peterson made a \$1 million commitment to LSU to help the school renovate the Football Operations Center. In honor of the donation, the new weight room at the center was named the Peterson-Roberts Weight Room. When devastating floods ravaged Baton Rouge, LA in 2016, Peterson and his former LSU and Cardinals teammate Tyrann Mathieu stepped up to help. They purchased school supplies and clothing for 700 children, including 100 kids from the Boys & Girls Club of Baton Rouge. In addition, Peterson helped raise more than \$40,000 for the Baton Rouge Area Foundation through a fantasy football charity tournament.

Cardinals Defensive Coordinator **Vance Joseph** is a native of Marrero, LA and attended Archbishop Shaw High School, which is located about nine miles from the Mercedes-Benz Superdome. His brother, Mickey, is currently the wide receivers coach at LSU.

Cardinals Offensive Assistant **Jerry Sullivan** had two coaching stints at LSU, most recently serving as a consultant, Senior Offensive Assistant and Pass Game Coordinator from 2017-18. Sullivan worked with Saints LBs coach **Mike Nolan** in 1986 during his first stop at LSU.

### Arizona Connections

Saints DB **J.T. Gray** played at Coolidge (AZ) High School and was selected to Arizona's Division IV Section II first-team.

Saints DE **Cameron Jordan** is from Chandler, AZ and was an All-State player at Chandler High School.

Saints T **Andrus Peat** graduated from Corona del Sol High School in Tempe where he was an All-American in football and played for the state champion basketball team as a senior. His father, Todd Peat, played in the NFL for six years, including three seasons with the Cardinals from 1987-89.

### High School Connections

Cardinals Asst. Head Coach/Special Teams Coordinator **Jeff Rodgers** and Saints QB **Drew Brees** attended Westlake (Austin, TX) High School together. In 1996, Brees was the school's starting QB and Rodgers was the starting center.

### College/Pro Connections

Cardinals Saints LBs coach **Mike Nolan** was the Head Coach of the 49ers from 2005-08, during which time Cardinals Asst. Head Coach/Special Teams Coordinator **Jeff Rodgers** (2003-07), Defensive Coordinator **Vance Joseph** (2005-10), LBs coach **Bill Davis** (2005-06) and Offensive Assistant **Jerry Sullivan** (2005-10) all worked on his staff.

Saints LBs coach **Mike Nolan** was the Ravens Defensive Coordinator during Cardinals LB **Terrell Suggs'** first two years in the league.

Saints G **Larry Warford** and Cardinals DL **Corey Peters** played together at Kentucky in 2009.

Cardinals LB **Jordan Hicks** (2010-14) was teammates with Saints DT **Malcom Brown** (2012-14) at Texas.

Cardinals OL **Justin Pugh** (2013-17) played for the Giants with Saints CB **Eli Apple** (2016-18) and LB **Ray-Ray Armstrong** (2017).

Saints DT **Malcom Brown** (2015-18) played for the Patriots with Cardinals LB **Chandler Jones** (2012-15) and LB **Cassius Marsh Sr.** (2017).

Cardinals WR **Christian Kirk** (2015-17) played with Saints OL **Erik McCoy** (2016-18) at Texas A&M.

Saints Secondary Coach **Aaron Glenn** played for the Jets with Cardinals Defensive Coordinator **Vance Joseph** in 1995.

Saints RB **Dwayne Washington** (2013-15) played at Washington with Cardinals LB **Ezekiel Turner** (2015-17), S **Budda Baker** (2014-16) and TE **Darrell Daniels** (2013-16).

Cardinals CB **Tramaine Brock Sr.** played for the Vikings with Saints RB **Lataivus Murray** and C **Nick Easton** in 2017.

Cardinals DL **Clinton McDonald** and Saints OG **Patrick Omoreh** played for the Buccaneers in 2014.

## CARDS VS. SAINTS - SERIES BREAKDOWN

This week's game represents the 30<sup>th</sup> all-time regular season meeting between the Cardinals and Saints in a series that dates back to 1967. Arizona holds a 15-14 advantage in the series. New Orleans won the lone postseason meeting between the two teams (2009 Divisional Round).

Sunday's game marks the fourth matchup between the Cardinals and Saints in the last seven seasons.

The Cardinals won eight of the first 10 games between the two teams but recently the series has been relatively even. Over the last 23 seasons (1996-2018) neither team has won more than two consecutive games. During that span, New Orleans holds a slight 6-5 advantage.

Home field advantage played a big role in the series in recent years. The home team has won eight of the last 10 games and Arizona travels to New Orleans this week looking for its first road win in the series since 1996.

### CARDS-SAINTS REGULAR SEASON SERIES

- Overall Preseason Series: 15-14
- Cardinals on the road at NO: 4-7
- First Regular Season Meeting: 12/3/67 vs. NO, W, 31-20
- Last Regular Season Meeting: 12/18/16 vs. NO, L, 48-41
- Last Cardinals Win: 9/13/15 vs. NO, W, 31-19

## THE HEAD COACHES

Kliff Kingsbury



3-3-1	Overall Record	132-81-0
3-3-1	Regular Season Record	124-75-0
0-0	Playoff Record	8-6
1 <sup>st</sup>	Years as NFL Head Coach	13 <sup>th</sup>
1 <sup>st</sup>	Years with Team	13 <sup>th</sup>

Sean Payton



**Kliff Kingsbury** was hired by the Cardinals on January 11, 2019, coming to Arizona after spending the previous six seasons (2013-18) as the head coach at his alma mater, Texas Tech. While with the Red Raiders, Kingsbury served as the play-caller for one of the college football's most explosive and productive offenses. Tech featured a passing attack that ranked in the top-10 in the country in all six seasons during his tenure, ranked in the top-20 nationally for total offense in all six seasons and finished in the top-25 in scoring five times. A former star QB at Texas Tech, Kingsbury was drafted by the Patriots in the sixth round of the 2003 NFL Draft and also spent time with the Saints and Jets during his playing career.

Named the 14<sup>th</sup> head coach in franchise history on January 18, 2006, **Sean Payton** has led the Saints to seven playoff appearances, five NFC South titles, three NFC Championship berths and a Super Bowl XLIV title. He has posted a 124-75 record during his tenure, including a 6-1 mark in 2019. The 2006 AP Coach of the Year, Payton is in his 22<sup>nd</sup> season as an NFL coach that includes time with the Eagles (1997-98), Giants (1999-02) and Cowboys (2003-05). The Saints have had one of the league's top-10 offenses in each season since his arrival, including the 2011 season when the team put up an NFL-record 7,474 net yards. New Orleans has led the league in total offense six times during Payton's tenure. Defensively, the Saints have ranked in the top-five twice during that span (2010 and 2013).

## CARDINALS-SAINTS - SEASON STATS

### Statistic

Points Scored	161
Points Allowed	192
Scoring Drives	33
TDs Scored	15
TDs Allowed	22
Rushing TDs	8
Passing TDs	7
Return TDs	0
Rushing TDs Allowed	3
Passing TDs Allowed	17
Return TDs Allowed	0
Sacked/Yards Lost	23/154
Fumbles/Lost	1/0
Field Goals Made/Attempted	18/21
Total Yards/Game	358.0
Opp. Total Yards/Game	392.4
Rushing Yards/Game	127.4
Opp. Rushing Yards/Game	129.1
Passing Yards/Game	230.6
Opp. Passing Yards/Game	263.3
Turnover Ratio	+2
Average Time of Possession	27:51

Cards	Rank	Saints	Rank
161	14	164	13
192	30	147	14
33	t-4	30	t-10
15	t-20	17	t-14
22	t-30	18	19
8	t-10	4	t-21
7	t-25	11	t-13
0	t-7	2	1
3	t-4	7	t-17
17	t-31	10	t-15
0	t-1	1	t-9
23/154	26	12/94	t-8
1/0	1	5/1	t-2
18/21	t-1	15/18	t-4
358.0	18	356.0	19
392.4	29	327.9	t-6
127.4	11	111.0	15
129.1	25	90.6	9
230.6	19	245.0	13
263.3	25	237.3	14
+2	t-11	+4	t-5
27:51	26	32:38	4

## BY THE NUMBERS

**8**

Different decades in which Bill Bidwill - who passed away on October 2<sup>nd</sup> at the age of 88 - was affiliated with the Cardinals. Beginning as a ball boy, he served the franchise in countless fashions - public address announcer, ticket promotions, scouting, advertising, public relations and contract negotiator - in his time with the Cardinals.

**49.5**

Sacks for LB Chandler Jones in 55 career games with the Cardinals. Since being acquired by Arizona in a trade with New England in 2016, Jones has 6.0 more sacks than any other player in the NFL.

**8.5**

Sacks for Jones in 2019. That is the highest total in franchise history through the first seven games of a season.

**15**

Forced fumbles for the Cardinals this season. That total leads the NFL in 2019. Arizona has forced multiple fumbles in a game five times this season, including three games with at least three forced fumbles.

**10**

Strip-sacks for the Cardinals defense in 2019. That total leads the NFL. Arizona had three strip-sacks of Giants QB Daniel Jones last week.

**8**

Sacks for the Cardinals defense last week in New York. It marked just the second time in the last 32 seasons the Cardinals posted at least eight sacks in a game. The other was against Green Bay on 12/27/15 (9 sacks).

**22**

Sacks for the Cardinals in 2019. Only Carolina (27) and New England (26) have more sacks than Arizona this season.

**3**

Rushing TDs for RB Chase Edmonds last week in New York, all of which covered at least 20 yards. Edmonds became just the sixth player in NFL history - and first Cards player - with at least three rushing TDs of 20+ yards in a game.

**1,002**

Total scrimmage yards for RBs David Johnson (615) and Chase Edmonds (387) this season. The duo have also accounted for 10 TDs so far in 2019.

**4**

Giveaways for the Cardinals this season, the lowest total in the NFL. The 2019 season marks the first time in franchise history that Arizona committed four or fewer turnovers through the first seven games of a season.

**254**

Consecutive plays the Cardinals offense has run without committing a turnover. The streak covers over 15 full quarters stretching back to the first quarter of the Week 4 matchup vs. Seattle.

**1,339**

Career receptions for WR Larry Fitzgerald, who passed Hall of Fame TE Tony Gonzalez (1,325) for second place on the NFL's all-time receptions list in Week 4 vs. Seattle. Fitzgerald also ranks #2 all-time in receiving yards (16,618) and #6 all-time in TD receptions (118).

**137.5**

Career sacks for LB Terrell Suggs, which is tied with Hall of Fame defenders John Randle and Richard Dent for ninth place on the NFL's all-time sacks list.

**37**

Career forced fumbles for Suggs, which is the most among active players. Suggs has four forced fumbles this season, including two in the last two games.

**70**

Tackles for LB Jordan Hicks through seven games. Hicks ranks second in the NFL in tackles in 2019 and is the first Cardinals player since Ronald McKinnon in 2000 (76) with 70+ tackles through the first seven games of a season.

**48**

Career TDs (33 rushing, 14 receiving, 1 KOR) for RB David Johnson, which is the most in franchise history through a player's first five seasons. Johnson missed 15 games in 2017 and is just six games into his fifth season.

**1**

Receiving TDs Johnson needs to join Thurman Thomas, Marcus Allen, Chuck Foreman and Abner Haynes as the only players in NFL history with 30+ rushing TDs and 15+ receiving TDs in their first five seasons.

**67**

Points for K Zane Gonzalez in 2019 (18 FG, 13 PAT). The former ASU standout is tied for the NFL lead in FGs made (18) and ranks second in the NFL in points in 2019 behind only Baltimore K Justin Tucker (68).

**5**

Successful fourth down conversions for the Cardinals on five total attempts. Arizona is the only team in the NFL with a 100% conversion rate on fourth down this season.

## WHAT TO LOOK FOR IN WEEK 8 ...

### WITH A WIN THIS WEEK...

- The Cardinals would have four wins in 2019, exceeding their win total from the entire 2018 season (3).
- Arizona would earn its first win at New Orleans since 1996, snapping a four games winless streak on the road against the Saints.

### MILESTONES WITHIN REACH

#### WR Larry Fitzgerald

- With a reception, Fitzgerald would have at least one catch in 235 consecutive games, the second-longest reception streak in NFL history (Jerry Rice - 274).
- With a TD reception, Fitzgerald would have 119 career TD catches.

#### RB David Johnson

- With a receiving TD, Johnson would become just the fifth player in NFL history with 30+ rushing TDs and 15+ receiving TDs in their first five NFL seasons.
- With two TDs (of any kind), Johnson would have 50 career TDs. That would tie Hall of Famer Ollie Matson for sixth place on the franchise all-time list for career TDs.

#### RB Chase Edmonds

- With a TD, Edmonds would have at least one TD in each of the last four games. It would also give him six total TDs over that four-game stretch.
- With 100 yards rushing, Edmonds would become the first AZ player to rush for 100+ yards in consecutive games since David Johnson (3 straight) in 2016.

#### QB Kyler Murray

- With 48 rushing yards, Murray would break the franchise record for rushing yards by a rookie QB, a mark currently held by Bud Schwenk (313 in 1942).
- With two TD passes, Murray would have four games with multiple TD passes in 2019. That would tie Jake Plummer (1997) and M.C. Reynolds (1958) for the most such performances by a rookie in franchise history.

#### LB Terrell Suggs

- With a sack, Suggs would tie Demarcus Ware (138.5) for 8<sup>th</sup> place on the NFL's all-time sacks list.

#### LB Chandler Jones

- With a sack, Jones would tie Curtis Greer (50.5) for fourth place on the franchise all-time sacks list.
- With 1.5 sacks, Jones would become the first Cardinals player with 10.0+ sacks in four consecutive seasons. He would reach 10.0 sacks in a season in fewer games (8) than any other player in franchise history.

## NFL SCHEDULE - WEEK 8

Teams on **BYE**: Baltimore Ravens, Dallas Cowboys

### Thursday, October 24

Washington Redskins at Minnesota Vikings - 5:20 PM (FOX/NFLN/Amazon)

### Sunday, October 27

#### Arizona Cardinals at New Orleans Saints - 10:00 AM (CBS)

Seattle Seahawks at Atlanta Falcons - 10:00 AM (FOX)  
 Denver Broncos at Indianapolis Colts - 10:00 AM (CBS)  
 Tampa Bay Buccaneers at Tennessee Titans - 10:00 AM (FOX)  
 Cincinnati Bengals at Los Angeles Rams - 10:00 AM (CBS)  
 Philadelphia Eagles at Buffalo Bills - 10:00 AM (FOX)  
 Los Angeles Chargers at Chicago Bears - 10:00 AM (FOX)  
 New York Giants at Detroit Lions - 10:00 AM (FOX)  
 New York Jets at Jacksonville Jaguars - 10:00 AM (CBS)  
 Carolina Panthers at San Francisco 49ers - 1:05 PM (FOX)  
 Oakland Raiders at Houston Texans - 1:25 PM (CBS)  
 Cleveland Browns at New England Patriots - 1:25 PM (CBS)  
 Green Bay Packers at Kansas City Chiefs - 5:20 PM (NBC)

### Monday, October 28

Miami Dolphins at Pittsburgh Steelers - 5:15 PM (ESPN)

## MEDIA SCHEDULE - WEEK 8

The Cardinals practice and media schedule for this week is listed below. Practice is open each day for approximately the first 20 minutes and the locker room will be open for 45 minutes.



All requests for assistant coach availability need to be made in advance through the Cardinals Media Relations staff.

Wed, 10/23 10:05 AM - **Kliff Kingsbury** available in media room  
 11:20 AM - Practice  
 11:40 AM - Saints head coach **Sean Payton** conference call  
 12:55 PM - **Kyler Murray** presser and players available in locker room

Thurs, 10/24 11:05 AM - Practice  
 1:10 PM - Coordinators **Tom Clements** (Pass Game) and **Vance Joseph** (Defense) available and players available in locker room

Fri, 10/25 11:30 AM - Practice  
 12:40 PM - **Kliff Kingsbury** presser and players available in locker room

Sun, 10/27 10:00 AM - Cardinals at Saints (Mercedes-Benz Superdome)



## KINGSBURY HAS CARDS ON A ROLL

With the victory over the Giants in New Jersey last week, the Cardinals improved to 3-3-1 under head coach **Kliff Kingsbury**. *Arizona has as many wins this month as it had in all of 2018.*

Among the eight first-year head coaches in 2019, only Kingsbury and Green Bay's Matt LaFleur have their team at .500 or better. LaFleur (6) and Kingsbury (3) have more combined wins (9) than the other six first-year head coaches combined (7).

### First-Year Head Coaches in 2019

Coach	Team	Record
Matt LaFleur	Green Bay	6-1
<b>Kliff Kingsbury</b>	<b>Arizona</b>	<b>3-3-1</b>
Vic Fangio	Denver	2-5
Freddie Kitchens	Cleveland	2-4
Bruce Arians	Tampa Bay	2-4
Adam Gase	NY Jets	1-5
Brian Flores	Miami	0-6
Zac Taylor	Cincinnati	0-7

### LONG TRIPS NO PROBLEM FOR THESE CARDS

*With victories over the Giants (Week 7) and Cincinnati (Week 5), the Cardinals won consecutive east coast games with a 10:00 AM kickoff (AZ time) for the first time since moving to Arizona in 1988.*



## DRAMATIC IMPROVEMENT OF THE OFFENSE

The Cardinals offense through seven games in 2019 compared to the first seven games in 2018 shows the unit's dramatic improvement this season.

Statistic	2019	2018	+/-
Total Points	161	92	+69
First Downs	145	90	+55
Scoring Drives	33	15	+18
Field Goals Made	18/21	3/5	+15
Total Net Yards	2,506	1,545	+961
Total Yards/Game	358.0	220.7	+137.3
Passing Yards (Net)	1,614	1,093	+521
Passing Yards/Game	230.6	156.1	+74.5
Rushing Yards	892	452	+440
Yards/Rush	4.8	3.2	+1.6
Rushing TDs	8	5	+3
3rd Down Efficiency	43.0 (43/100)	23.1 (18/78)	+19.9



### Notes on the Offensive Comparison - 2019 vs. 2018

- In five games this season (vs. Det; @ Bal; vs. Sea; @ Cin; vs. Atl), Arizona has posted more total net yards than in any single game in 2018.
- The Cardinals had more rushing yards in Week 5 at Cincinnati (266) than they had total yards in any of the first seven games last season.
- The Cardinals have 18 FGs through seven games in 2019. Arizona had 12 FGs all of last season.
- Arizona has rushed for 100+ yards six times in seven games this season. The Cardinals had just two games with 100+ rushing yards in 2018.
- The Cardinals single-game high for passing yards last season was 252. Rookie QB **Kyler Murray** already has four performances that top that total (253, 308, 340 and 349 yards) in 2019.
- The Cards piled up a season-high 514 total yards in the victory over the Bengals in Week 5 (266 yards rushing and 248 net yards passing). *It was just the second time in the last 11 seasons Arizona posted 500+ yards in a game. Prior to the win over the Bengals, the last time Arizona had 500+ total yards and 250+ rushing yards in a game was on 11/20/60 at Washington.*

## AZ UP TO 33 SCORING DRIVES IN 2019

The Cardinals scored five times against the Giants last week (3 TD, 2 FG) upping their season total to 33 scoring drives in 2019. Arizona's 33 scoring drives this season are tied for fourth in the NFL.

The Cardinals had 39 total scoring drives in 2018.

### NFL Leaders - Scoring Drives

Rnk	Team	Drives
1	Baltimore	38
2	Kansas City	35
3	L.A. Rams	34
<b>4t</b>	<b>Arizona</b>	<b>33</b>
4t	Dallas	33
4t	New England	33



### Arizona Scoring Up Significantly in 2019

*Last Sunday's matchup against the Giants marked the fourth time this season Arizona had at least five scoring drives in a game. The Cardinals had six such games in the previous two seasons (2017-18) combined.*

With 26, 34 and 27 points in the last three games, the Cardinals have scored 25+ points in three consecutive contests for the first time since the final three games of the 2016 season.

## RECORD DAY NEAR HIS OLD STOMPING GROUNDS

Filling in for injured Pro Bowl RB **David Johnson**, second-year RB **Chase Edmonds** finished last week's game with career highs in total scrimmage yards (150), rushing yards (126) and TDs (3).

He rushed for 126 yards and three TDs on 27 carries and added four receptions for 24 yards in a record-breaking performance.

*Edmonds' three rushing TDs covered 20, 20 and 22 yards. He became the first player in franchise history – and just the sixth player in NFL history – with at least three rushing TDs of 20+ yards in a game.*



### NFL History - Most Rushing TDs of 20+ Yards (Game)

Player (Team)	TDs	Opponent
<b>Chase Edmonds (AZ)</b>	<b>3</b>	<b>10/20/19 @ NY Giants</b>
Doug Martin (TB)	3	11/4/12 @ Oakland
Adrian Peterson (Min)	3	10/14/07 @ Chicago
Clinton Portis (Den)	3	12/7/03 vs. Kansas City
Mercury Morris (Mia)	3	9/30/73 vs. New England
Ernie Caddel (Det)	3	9/20/35 vs. Philadelphia

Edmonds had two 20-yard rushing TDs in the first quarter in the victory over New York. Prior to Edmonds, the last Cardinals player to have two rushing TDs in the first quarter of a game was Earl Ferrell on 10/22/1989 vs. Atlanta.

*Edmonds became the first player in Cardinals history with multiple rushing TDs of 20+ yards in the first quarter of a game.*

Combined with his 37-yard rushing TD at Cincinnati in Week 5 and his two-yard rushing TD in Week 6 vs. Atlanta, Edmonds now has at least one TD in three consecutive games for the first time in his career. In fact, *Edmonds has over twice as many TDs in the last three games (5) than he had in his first 20 career games combined (2).*

### FIRST 100-YARD GAME SINCE HIS DAYS AT FORDHAM

Last week's game was Edmonds' first career outing with 100+ rushing yards. His previous career high was 68, which he established in Week 5 in Cincinnati (10/6) earlier this season.

Prior to the win over the Giants, Edmonds last rushed for 100+ yards in a game during the final outing of his college career at Fordham. In that contest, Edmonds ran for 185 yards on 28 carries against Bucknell on 11/18/17.

*That game was held at Jack Coffey Field in The Bronx, just 18 miles from MetLife Stadium. Jack Coffey Field has a capacity of 7,000 while the attendance at MetLife Stadium on Sunday was 73,577.*

## A DAVID-CHASE PRODUCTION

With 150 total scrimmage yards and three TDs last Sunday against New York, RB **Chase Edmonds** continued the significant production the Cardinals have received from the RB position this season.

*Edmonds and fellow RB David Johnson have combined to post 100+ yards from scrimmage in a game five times this season – including in each of the last four contests.*



Through seven games, Johnson (615 scrimmage yards, 5 TDs) and Edmonds (387 scrimmage yards, 5 TDs) have combined for 1,002 scrimmage yards and 10 total TDs.

### Johnson and Edmonds Production in 2019

Player	Rush Yds	Rush TD	Rec Yds	Rec TD
David Johnson	300	2	315	3
Chase Edmonds	287	4	100	1
<b>Totals</b>	<b>587</b>	<b>6</b>	<b>415</b>	<b>4</b>

### RUSH YARDS – AND RUSHING TDs – CONTINUE TO PILE UP

Arizona has rushed for 100+ yards in each of the last five games – and in six of seven games this season. *The Cardinals current streak of 100-yard rushing games marks just the second time in the last 15 seasons (Games 1-5 in 2015) Arizona has rushed for 100+ yards in at least five consecutive games.*

The Cardinals leading rushers this season are RB **David Johnson** (300 yds), RB **Chase Edmonds** (287) and QB **Kyler Murray** (266). *Arizona is the only NFL team this season with three different 250+ yard rushers.*

*Arizona's 892 rushing yards in 2019 are the most through the first seven games of a season since the team had 912 in 2002.*

## THREE STRAIGHT WITHOUT A TURNOVER

Last Sunday's win over the Giants marked the fourth game this season – and third in a row – in which the Cardinals did not commit a turnover. Through seven games, Arizona has committed just four turnovers and has yet to lose a fumble.

Arizona's four turnovers in 2019 are the fewest in the NFL.

### NFL Leaders – Fewest Giveaways (2019)

Rnk	Team	GA	INT	Fum
1	Arizona	4	4	0
2t	New Orleans	5	4	1
2t	Tennessee	5	4	1
4t	Chicago	6	4	2
4t	Indianapolis	6	3	3



The 2019 season marks the first time in franchise history that the Cardinals had four turnovers or fewer through the first seven games of a season. The 2019 season also marks the first time in franchise history the Cardinals did not lose a fumble in the first seven games of a season. Arizona is the only team in the NFL that has yet to lose a fumble this season.

### GIVEAWAY NOTES - OVER 15 QUARTERS WITHOUT A TURNOVER

• Dating back to the first quarter of the Week 4 contest vs. Seattle, the Cardinals offense has run 245 consecutive plays without a turnover.

• Dating back to Week 4 vs. Seattle, rookie QB Kyler Murray has attempted 115 consecutive passes without throwing an INT. He has also run the ball 49 times this season without a fumble.

• In his last four games, Murray has 1,118 total yards (938 passing; 180 rushing), five TDs and one turnover in 157 combined pass/rush attempts.

## THE RETURN OF #21 WAS A HIT

CB Patrick Peterson made his presence felt in his first game of the season. Returning to the lineup last Sunday in New York, Peterson totaled seven tackles, a sack and a forced fumble.

Late in the fourth quarter, Peterson rushed on a CB blitz on fourth down and took down Giants QB Daniel Jones for a 10-yard loss. He also forced a Jones fumble on the play that was recovered by Cards LB Haason Reddick at the NY 20-yard line. Arizona kicked a 25-yard FG on the ensuing drive for a six-point lead (27-21).



The sack was the fourth of his career. The forced fumble was the second of his career – and first since 12/5/15 at St. Louis.

## A CAREER YEAR CONTINUES FOR #58

LB Jordan Hicks - signed as a free agent in the off-season after four seasons with the Eagles - has 70 tackles, three tackles for loss, a half-sack, four QB hits, an INT, three passes defended and two forced fumbles through seven games.

Against the Giants last week, he recorded seven tackles, an INT and a pass defended.

Through seven games, Hicks ranks second in the NFL with 70 tackles. He is the first Cardinals defender with 70+ tackles through the first seven games of a season since LB Ronald McKinnon (74) in 2000.

### NFL Leaders – Total Tackles (2019)

Rnk	Player (Team)	Tackles
1	LB Blake Martinez (GB)	76
2	LB Jordan Hicks (AZ)	70
3	LB Bobby Wagner (Sea)	69
4	LB De'Vondre Campbell (Atl)	63
5t	LB Joe Schobert (Cle)	62
5t	LB Luke Kuechly (Car)	62



Hicks ended the Giants first offensive possession of the game with an INT of Daniel Jones last week. It was his eighth career INT and first as a member of the Cardinals. Dating back to his rookie season in 2015, only Carolina's Luke Kuechly (10) has more INTs among NFL inside linebackers.

### NFL Leaders – INTs for Inside LBs (2015-19)

Rnk	Player (Team)	INTs
1	Luke Kuechly (Car)	10
2t	Jordan Hicks (AZ)	8
2t	C.J. Mosley (NYJ)	8
2t	Alec Ogletree (NYG)	8
5t	Kwon Alexander (SF)	7
5t	Ryan Shazier (Pit)	7

## AZ FORCING THE ISSUE IN 2019

The Cardinals forced three fumbles by Giants rookie QB Daniel Jones last week, including two recovered by Arizona. The Cardinals have now forced an NFL-high 15 fumbles through seven games this season.

### NFL Team Leaders – Forced Fumbles (2019)

Rnk	Team	FF
1	Arizona	15
2t	San Francisco	12
2t	L.A. Chargers	12
2t	Detroit	12
5t	Atlanta	11
5t	Houston	11
5t	New England	11



The Cardinals have forced multiple fumbles in a game five times this season, including three games with at least three forced fumbles.

## STRIP BROTHERS

With three "strip-sacks" of Daniel Jones last Sunday, Arizona's defense has now recorded an NFL-high 10 strip-sacks of opposing QBs this season.

### NFL Team Leaders – Strip Sacks (2019)

Rnk	Team	SS
1	Arizona	10
2	Houston	8
3t	Carolina	5
3t	Kansas City	5
3t	San Francisco	5

There are just three players in the NFL with at least four strip-sacks this season. Arizona LBs Chandler Jones (4) and Terrell Suggs (4) are two of the three.



Both Jones and Suggs had a strip-sack of Daniel Jones on Sunday - Jones in the first quarter and Suggs in the fourth.

### NFL Leaders – Strip Sacks (2019)

Rnk	Player (Team)	SS
1t	Chandler Jones (AZ)	4
1t	Terrell Suggs (AZ)	4
1t	Whitney Mercilus (Hou)	4
4t	Khalil Mack (Chi)	3
4t	Vernon Butler (Car)	3
4t	Shaquil Barrett (TB)	3

### SUGGS WITH 35 STRIP SACKS

With his strip-sack of QB Daniel Jones last week, Suggs now has 35 career strip-sacks. That is the most among active players.

## BACK AMONG THE SACKS LEADERS

Facing Giants rookie QB Daniel Jones for the first time, the Cardinals defense amassed a season-high eight sacks, three forced fumbles (two lost), and 12 total QB hits last week. It marked just the second time in the last 32 seasons the Cardinals posted at least eight sacks in a game. The other was against Green Bay on 12/27/15 (9 sacks).



Arizona has now recorded 22 sacks on the year. That is the third-highest total in the NFL in 2019. Opponents have lost 156 yards on those 22 sacks, which is the second-highest total in the NFL.

### NFL Leaders - Sacks (2019)

Rnk	Team	Sacks
1	Carolina	27
2	New England	26
3	Arizona	22
4	Jacksonville	21
5t	San Francisco	20
5t	New Orleans	20
5t	Pittsburgh	20
5t	Kansas City	20

### NFL Leaders - Sack Yardage (2019)

Rnk	Team	Yds
1	New England	170
2	Arizona	156
3	San Francisco	153
4t	Chicago	151
4t	Carolina	151

Prior to last week, the last time the Cardinals recorded at least eight sacks in a road game was on 12/7/86 at Philadelphia (10).

### JONES BROUGHT THE PRESSURE

Since the Cardinals acquired Jones in 2016, the team has posted 156 sacks. That total ranks third in the NFL during that span.

### NFL Leaders - Team Sacks (2016-19)

Rnk	Team	Sacks
1	Pittsburgh	166
2	Carolina	159
3	Arizona	156
4t	Minnesota	147
4t	Chicago	147

### PUTTING AZ IN THE TOP-5

In Jones' first three seasons with AZ, the team ranked in the top-5 in sacks twice (5<sup>th</sup> - 2018; 1<sup>st</sup> - 2016). The team never ranked in the top-5 in the 10 seasons prior to his arrival.



## LEADING THE NFL IN SACKS SINCE 2016

After collecting a career-high 4.0 sacks last week against the Giants, LB **Chandler Jones** now has 8.5 sacks this season (third in the NFL).

Since being acquired by the Cardinals in a trade with New England prior to the 2016 season, Jones' 49.5 sacks lead the NFL. He has 6.0 more sacks than any other player in the league during that stretch.

### NFL Leaders – Sacks (2016-19)

Rnk	Player (Team)	Sacks
1	<b>Chandler Jones (AZ)</b>	<b>49.5</b>
2	Aaron Donald (LAR)	43.5
3	Danielle Hunter (Min)	41.0
4	Von Miller (Den)	40.5
5	Cameron Jordan (NO)	39.5



### 55 GAMES IN AZ VS. 55 GAMES IN NEW ENGLAND

Jones – who wears #55 – has now played 55 career games with Arizona to go along with the 55 games he played for New England. Below is a look at his stats through 55 games with each team:

#### Jones in Arizona vs. Jones in New England

Team	Gms	Sacks	TFL	QBH	FF	FR	PD
<b>Arizona</b>	<b>55</b>	<b>49.5</b>	<b>59</b>	<b>81</b>	<b>13</b>	<b>6</b>	<b>12</b>
New England	55	36.0	38	64	10	2	8

## FLYING UP THE FRANCHISE SACKS LIST

With his four-sack performance against the Giants last week, **Jones** (49.5) passed Ken Harvey (47.5) and moved into fifth place on the franchise all-time sacks list.

Jones' 49.5 sacks have come in just 55 games with the Cardinals, 24 fewer games than any other player in the top-five. His next sack will tie Curtis Greer (50.5 sacks in 94 games) for fourth place in team history.

### Franchise Career Leaders – Sacks

Rnk	Player (Years)	Sacks	Gms
1	Freddie Joe Nunn (1985-93)	66.5	131
2	Calais Campbell (2008-16)	56.5	138
3	Simeon Rice (1996-2000)	53.5	79
4	Curtis Greer (1980-88)	50.5	94
<b>5</b>	<b>Chandler Jones (2016-)</b>	<b>49.5</b>	<b>55</b>
6	Ken Harvey (1988-93)	47.5	90
7	Eric Swann (1991-99)	45.5	110
8	Darnell Dockett (2004-14)	40.5	158
9	Bertrand Berry (2004-09)	40.0	72
10	Al Baker (1983-86)	37.5	63



### FRANCHISE RECORD FOR SACKS IN FIRST 50 GAMES

Jones appeared in his 50<sup>th</sup> game with Arizona when the Cardinals faced the Ravens in Week 2 earlier this season. He had 42.0 sacks through 50 games, which is nine more than any player through their first 50 games with the team.

#### Franchise Record – Sacks Through 50 Games

Rnk	Player (Years)	Sacks
1	<b>Chandler Jones (2016-19)</b>	<b>42.0</b>
2	Bertrand Berry (2004-08)	33.0
3	Simeon Rice (1996-99)	29.5
4	Al Baker (1983-86)	29.0
5	Freddie Joe Nunn (1985-88)	27.0

## GAME AFTER GAME, JONES GETS A SACK

Jones has at least one sack in 36 of 55 games in three-plus seasons (2016-19) with Arizona. Since his arrival in Arizona in 2016, no player in the NFL has a sack in more games than Jones.

### NFL Leaders – Games with 1.0+ Sack (2016-19)

Rnk	Player (Team)	Games
1	<b>Chandler Jones (Arizona)</b>	<b>36</b>
2	Danielle Hunter (Minnesota)	31
3	Khalil Mack (Chicago)	29
4t	Four Players	27



### SOMETIMES IT IS MORE THAN ONE

Dating back to 2013 – his second season in the NFL – Jones' 21 games with multiple sacks ranks second in the NFL behind only Houston's J.J. Watt (22).

### NFL Leaders – Multi-Sack Games (2013-19)

Rnk	Player (Team)	Gms
1	J.J. Watt (Hou)	22
<b>2</b>	<b>Chandler Jones (AZ)</b>	<b>21</b>
3	Justin Houston (Ind)	19
4	Cameron Jordan (NO)	18
5	Cameron Wake (Ten)	16

## BIG GAME IN THE BIG APPLE

In Week 7, **Jones** had five tackles, a career-high 4.0 sacks, three tackles for loss, four QB hits, a forced fumble and a fumble recovery against the Giants at MetLife Stadium.

### Nearly Exceeds Career Season High in College

While playing at Syracuse University, Jones posted 10.0 career sacks and his most in a single season was 4.5 as a senior in 2011. He nearly equaled that total last week.

Jones became just the fifth NFL player with at least 4.0 sacks, a forced fumble and a fumble recovery in a game since 2000.



### Players with 4.0+ Sacks, FF & FR in a Game (2000-2019)

Year	Player (Team)	Opponent	Sack	FF	FR
<b>2019</b>	<b>Chandler Jones (AZ)</b>	<b>10/20 @ NY Giants</b>	<b>4.0</b>	<b>1</b>	<b>1</b>
2018	Aaron Donald (LAR)	10/21 @ San Francisco	4.0	1	1
2017	Adrian Clayborn (Atl)	11/12 vs. Dallas	6.0	2	1
2013	Justin Houston (KC)	9/19 @ Philadelphia	4.5	1	2
2003	Simeon Rice (TB)	10/12 @ Washington	4.0	1	1

Jones joined Curtis Greer (4.5 in 1983) and Bertrand Berry (4.0 in 2004) as the only players in Cardinals history to record at least 4.0 sacks in a game.

## RECORD 8.5 SACKS THROUGH 7 GAMES

Jones has 8.5 sacks this season, which represents the highest total in franchise history through the first seven games of a season.

Jones set the previous mark when he totaled 8.0 sacks in the first seven games of the 2017 season, the year he led the NFL with a career-high 17.0 sacks.

### Franchise Record – Sacks Thru 1st Seven Games

Rnk	Player (Year)	Sacks
1	<b>Chandler Jones (2019)</b>	<b>8.5</b>
2	Chandler Jones (2017)	8.0
3t	Simeon Rice (1999)	7.0
3t	Freddie Joe Nunn (1988)	7.0
5t	Chandler Jones (2018)	6.5
5t	Curtis Greer (1983)	6.5



His 8.5 sacks rank third in the NFL this season, trailing league leaders Myles Garrett and Shaquil Barrett (9.0) by just half a sack.

### NFL Leaders – Sacks (2019)

Rnk	Player (Team)	Sacks
1t	Myles Garrett (Cle)	9.0
1t	Shaquil Barrett (TB)	9.0
<b>3</b>	<b>Chandler Jones (AZ)</b>	<b>8.5</b>
4t	Preston Smith (GB)	7.0
4t	Danielle Hunter (Min)	7.0
4t	Cameron Jordan (NO)	7.0

## 41 QBs AND COUNTING

Giants rookie QB Daniel Jones became the 41<sup>st</sup> different NFL QB that Jones has sacked in his eight-year career.

This week, the Cardinals travel to New Orleans to play the Saints, who have been led by QB Teddy Bridgewater since QB Drew Brees went down with a thumb injury in Week 2. Jones has 1.0 sack in two games against Brees, and he has never played against Bridgewater.



### Chandler Jones Sacks By Quarterback (41)

Quarterback	Sacks	Quarterback	Sacks
Russell Wilson	9.5	Matthew Stafford	2.0
Geno Smith	5.0	Andy Dalton	1.5
Ryan Tannehill	4.5	Alex Smith	1.5
Ryan Fitzpatrick	4.0	<b>Drew Brees</b>	<b>1.0</b>
Tyrod Taylor	4.0	Josh Freeman	1.0
Daniel Jones	4.0	Jimmy Garoppolo	1.0
Kirk Cousins	3.5	Kevin Kolb	1.0
Jared Goff	3.5	Jake Locker	1.0
Andrew Luck	2.5	Eli Manning	1.0
Kyle Allen	2.0	Peyton Manning	1.0
C.J. Beathard	2.0	Zach Mettenberger	1.0
Blake Bortles	2.0	Cam Newton	1.0
Sam Bradford	2.0	Kyle Orton	1.0
Jacoby Brissett	2.0	Dak Prescott	1.0
Derek Carr	2.0	Aaron Rodgers	1.0
Matt Cassel	2.0	Mitch Trubisky	1.0
Colin Kaepernick	2.0	Carson Wentz	1.0
Case Keenum	2.0	Jameis Winston	1.0
Patrick Mahomes	2.0	Philip Rivers	0.5
Marcus Mariota	2.0	Matt Ryan	0.5
Ben Roethlisberger	2.0		

## SUGGS BREAKS INTO TOP-10 WITH 137.5 SACKS

With a fourth-quarter strip-sack of Giants rookie QB Daniel Jones last week, LB **Terrell Suggs** tied Hall of Famers John Randle and Richard Dent for ninth on the NFL's all-time sacks list with 137.5.

### NFL All-Time Sack Leaders (Top 10)

Rnk	Player	Sacks	Years
1	Bruce Smith+	200.0	1985-2003
2	Reggie White+	198.0	1985-2000
3	Kevin Greene+	160.0	1985-1999
4	Julius Peppers	159.5	2002-2018
5	Chris Doleman+	150.5	1985-1999
6	Michael Strahan	141.5	1993-2007
7	Jason Taylor+	139.5	1997-2011
8	DeMarcus Ware	138.5	2005-2016
9t	<b>Terrell Suggs*</b>	<b>137.5</b>	<b>2003-</b>
9t	John Randle+	137.5	1990-2003
9t	Richard Dent+	137.5	1983-1997

+Hall of Fame Inductee \*Active Player



**Suggs' 137.5 sacks lead all active NFL players.** He and LB **Chandler Jones**, who ranks seventh among active players with 85.5 career sacks, are the only teammates who rank in the top-10 in the NFL.

### NFL Leaders – Career Sacks (Active Players)

Rnk	Player (Team)	Sacks
1	<b>Terrell Suggs (AZ)</b>	<b>137.5</b>
2t	Cameron Wake (Ten)	100.5
2t	Von Miller (Den)	100.5
4	J.J. Watt (Hou)	96.0
5	Clay Matthews (LAR)	89.5
6	Ryan Kerrigan (Was)	86.5
7	<b>Chandler Jones (AZ)</b>	<b>85.5</b>
8	Calais Campbell (Jax)	84.5
9	Justin Houston (Ind)	82.5
10	Cameron Jordan (NO)	78.5

## SUGGS' SACKS BY QUARTERBACK

Giants QB Daniel Jones became the 75<sup>th</sup> different QB **Suggs** has sacked in his NFL career. Only three players in NFL history – Julius Peppers, Reggie White and Bruce Smith – have sacked more QBs than Suggs.

### NFL Leaders – QBs Sacked (All-Time)

Rnk	Player (Seasons)	Sacks
1t	Julius Peppers (2002-18)	77
1t	Reggie White (1985-2000)+	77
3	Bruce Smith (1985-2003)+	76
4	<b>Terrell Suggs (2003-)*</b>	<b>75</b>
5	Jason Taylor (1997-11)+	70

+Hall of Fame Inductee \*Active Player



The Cardinals remaining schedule includes several teams whose current starting QBs have never been sacked by Suggs – Saints (Teddy Bridgewater), 49ers (Jimmy Garoppolo), Buccaneers (Jameis Winston), Rams (Jared Goff) and Steelers (Mason Rudolph/Devlin Hodges).

### Terrell Suggs Sacks By Quarterback (75)

Quarterback	Sacks	Quarterback	Sacks
Ben Roethlisberger	12.0	Connor Shaw	1.0
Andy Dalton	6.0	JaMarcus Russell	1.0
Ryan Tannehill	4.5	Sage Rosenfels	1.0
Blake Bortles	4.5	Aaron Rodgers	1.0
Matt Ryan	4.5	Nathan Peterman	1.0
Carson Palmer	4.0	Chad Pennington	1.0
<b>Drew Brees</b>	<b>4.0</b>	Colt McCoy	1.0
Derek Anderson	4.0	Josh McCown	1.0
Philip Rivers	3.5	Baker Mayfield	1.0
Charlie Frye	3.5	Peyton Manning	1.0
Alex Smith	3.0	Eli Manning	1.0
Matt Schaub	3.0	J.P. Losman	1.0
Dan Orlovsky	3.0	Cleo Lemon	1.0
David Carr	3.0	Byron Leftwich	1.0
Tom Brady	3.0	Kevin Kolb	1.0
Matthew Stafford	3.0	DeShone Kizer	1.0
Andrew Walter	2.0	Danny Kanell	1.0
Tom Savage	2.0	Daniel Jones	1.0
Marcus Mariota	2.0	Kelly Holcomb	1.0
E.J. Manuel	2.0	Chad Henne	1.0
Tommy Maddox	2.0	Mike Glennon	1.0
Jon Kitna	2.0	Blaine Gabbert	1.0
Brett Hundley	2.0	Gus Frerotte	1.0
Matt Hasselbeck	2.0	Trent Edwards	1.0
Trent Green	2.0	Trent Dilfer	1.0
Tim Couch	2.0	Kirk Cousins	1.0
Jason Campbell	2.0	Sam Bradford	1.0
Mark Brunell	2.0	Charlie Batch	1.0
Drew Bledsoe	2.0	Mitchell Trubisky	0.5
Zach Mettenberger	1.5	Mark Sanchez	0.5
Case Keenum	1.5	Tony Romo	0.5
Russell Wilson	1.5	Cam Newton	0.5
Brandon Weeden	1.0	Patrick Mahomes	0.5
Seneca Wallace	1.0	Brad Johnson	0.5
Michael Vick	1.0	Jeff Garcia	0.5
Vinny Testaverde	1.0	Ryan Fitzpatrick	0.5
Tyrod Taylor	1.0	Brooks Bollinger	0.5
Brian St. Pierre	1.0		

## SUGGS AGAINST THE NFL

**Suggs has recorded at least a partial sack against 30 of the 32 NFL franchises in his career.** After playing Baltimore, his former team of 16 seasons, in Week 2, the only two teams Suggs has played without recording a sack are the Ravens and Eagles.

Suggs has more sacks against the Browns (19.0) than he does against any other team.

### Sacks Opponent (Regular Season)

Opponent	Sacks	Gms
Cleveland	19.0	29
Pittsburgh	15.0	29
Cincinnati	12.5	29
Miami	8.5	9
Houston	8.0	8
Buffalo	7.0	7
Jacksonville	6.5	7
Atlanta	5.5	5
Oakland	5.0	8
LA Chargers	4.5	8
Washington	4.0	3
Denver	3.5	9
Seattle	3.5	4
Tennessee	3.5	7
Detroit	3.0	5
Green Bay	3.0	3
Indianapolis	3.0	7
New England	3.0	6
<b>New Orleans</b>	<b>3.0</b>	<b>4</b>
San Francisco	3.0	3
Kansas City	2.5	5
LA Rams	2.0	3
NY Giants	2.0	5
Carolina	1.5	5
Dallas	1.5	3
Arizona	1.0	3
NY Jets	1.0	6



## NFL LEADER IN FORCED FUMBLES

**With his forced fumble last week against the Giants - his fourth of the season and second in two games - Suggs now has 37 forced fumbles in his career. That total leads all active players.**

Suggs' Arizona teammate LB **Chandler Jones** is tied for fourth among active players with 23 career forced fumbles.

### NFL Leaders - Forced Fumbles (Active)

Rnk	Player (Team)	FF
1	<b>Terrell Suggs (AZ)</b>	<b>37</b>
2	Von Miller (Den)	26
3	Ryan Kerrigan (Was)	25
4t	<b>Chandler Jones (AZ)</b>	<b>23</b>
4t	Robert Quinn (Dal)	23
4t	J.J. Watt (Hou)	23



Suggs has four forced fumbles for the Cardinals in 2019. This marks the fourth time in his career he has had at least four forced fumbles in a season. Suggs led the NFL and established a Ravens single-season record with seven forced fumbles during the 2011 season.

Suggs - along with Chandler Jones - is tied for the NFL lead with four forced fumbles so far in 2019.

### Suggs Seasons with 4+ Forced Fumbles

Year	Team	FF
2011	Baltimore	7*
2003	Baltimore	5
<b>2019</b>	<b>Arizona</b>	<b>4</b>
2017	Baltimore	4

\*Led NFL

### NFL-HIGH 5 GAMES WITH MULTIPLE FORCED FUMBLES

Suggs has forced multiple fumbles in a game five times in his career. That is the highest total among active players. His career high for a single game is three (12/11/11 vs. Indianapolis).

### NFL Leaders - Games with 2+ Forced Fumbles (Active)

Rnk	Player (Team)	Gms
1	<b>Terrell Suggs (AZ)</b>	<b>5</b>
2	Cameron Wake (Ten)	4
3	Von Miller (Den)	3
4t	7 players tied	2



## #1 LEADS ARIZONA TO THIRD STRAIGHT WIN

Rookie QB **Kyler Murray** led the Cardinals to their third consecutive win last Sunday in New York. He became the first rookie QB to win at least three consecutive games for Arizona since Neil Lomax won four straight in 1981 (Games 11-14).

### PLAYER OF THE WEEK IN WEEK 6

Murray had the best game of his young career in the Cardinals victory over the Falcons in Week 6. He completed 27-of-37 pass attempts (72.9%) for 340 yards, 3 TDs, 0 INTs and a 128.2 passer rating. His completion percentage, TD total and passer rating were all career highs.

Murray was named "NFC Offensive Player of the Week" and "Pepsi NFL Rookie of the Week" for his performance. He became just the second Cardinals rookie ever to be chosen as "NFC Offensive Player of the Week" and the first since RB Ronald Moore in 1993 (Weeks 14 & 17).

Murray became the ninth rookie in Cardinals history to be selected as NFC Player of the Week and the first since David Johnson (Special Teams, Week 2) in 2015.

### UNFLAPPABLE IN CRUNCH TIME

In the Cardinals first two wins of the season, Arizona's opponents came from behind with a game-tying TD in the fourth quarter: Cincinnati tied it 23-23 with 2:00 remaining in regulation and Atlanta tied it 27-27 early in the fourth.

Following each of those TDs, Murray responded with a game-winning scoring drive for the Cardinals. According to ProFootballReference.com, Murray is the first rookie QB in franchise history to lead a game-winning scoring drive in consecutive games.

### Week 5 @ Cincinnati

**GW Drive:** 6 plays, 62 yards, 2:00 - FG

**Murray:** 1-of-1 for 24 yards, 1 rush for 24 yards

### Week 6 vs. Atlanta

**GW Drive:** 5 plays, 45 yards, 2:00 - TD

**Murray:** 2-of-3 for 22 yards, 14-yard GW TD pass to RB David Johnson

### Leading 18-point Comeback vs. Detroit in Week 1

During his NFL debut in Week 1 vs. Detroit, Murray led the Cardinals to an 18-point fourth quarter comeback to tie the Lions. He sparked the comeback with his performance in the fourth quarter and OT, when he completed 20-of-29 pass attempts (68.9%) for 238 yards, 2 TDs, 0 INTs.



## MURRAY MAKING A RUN FOR IT

In the Cardinals Week 5 victory over Cincinnati, **Murray** rushed for a career-high 93 yards. It represents the third-highest single-game rushing total by a QB in franchise history.

It was the highest total for a Cardinals QB since 1958. Despite having appeared in just seven games, Murray already owns two of the top six single-game rushing totals by a QB in franchise history.

### Franchise Single-Game Record - Rush Yards By QB

Rnk	Player	Yds	Opponent
1	Charley Trippi	145	12/16/51 @ Chicago
2	M.C. Reynolds*	99	11/2/58 vs. Philadelphia
3	<b>Kyler Murray*</b>	<b>93</b>	<b>10/6/19 @ Cincinnati</b>
4	Charley Trippi	86	10/5/52 vs. Chicago
5	Charley Trippi	81	11/18/51 @ San Francisco
6	<b>Kyler Murray*</b>	<b>69</b>	<b>9/22/19 vs. Carolina</b>

\*Rookie Season

After rushing for 17 yards in the first two games, Murray has 249 yards and two rushing TDs in the last five games. Murray has 266 rushing yards on the year, already the sixth-best single-season total by a QB in franchise history.

Murray enters Week 8 needing 18 yards to pass Jake Plummer (283 in 2002) for fifth place on the franchise all-time list for rushing yards by a QB. He needs 48 yards to set a new franchise record for rushing yards by a rookie QB.

### Rushing Yards By Quarterback - Season (All-Time)

Rnk	Player (Year)	Yds
1	Charley Trippi (1951)	501
2	Timm Rosenbach (1990)	470
3	Charley Trippi (1952)	350
4	Bud Schwenk (1942)*	313
5	Jake Plummer (2002)	283
6	<b>Kyler Murray (2019)*</b>	<b>266</b>
7	M.C. Reynolds (1958)*	252
8	Jake Plummer (1998)	217
9	Jake Plummer (1997)*	217
10	Lamar McHan (1955)	194

\*Rookie Season



## A RECORD NUMBER OF COMPLETIONS

Through the first seven games, **Murray** has completed 167 of his 259 pass attempts (64.5%).

With 167 completions so far in 2019, Murray has established a new NFL record for completions in a player's first seven career games.

### NFL History - Completions in 1st Seven Games

Rnk	Player (Year)	Cmp	Team
1	<b>Kyler Murray (2019)*</b>	<b>167</b>	<b>Arizona</b>
2	Nick Foles (2012)*	161	Philadelphia
3	Andrew Luck (2012)*	160	Indianapolis
4	Baker Mayfield (2018)*	159	Cleveland
5	Patrick Mahomes (2017-18)	157	Kansas City

\*Rookie Season

### MURRAY SETS NFL RECORD WITH 20+ COMPLETIONS IN FIRST SIX GAMES

After completing 27 passes in the win over the Falcons in Week 6, Murray became the first player in NFL history with 20+ completions in each of his first six career games. That streak was snapped last week in New York when Murray completed 14 passes.

### NFL Record - Games w/ 20+ Completions in 1st Six Career Games

Rnk	Player (Year)	Gms	Team
1	<b>Kyler Murray (2019)*</b>	<b>6</b>	<b>Arizona</b>
2t	Patrick Mahomes (2017-18)	5	Kansas City
2t	Baker Mayfield (2018)*	5	Cleveland
2t	Marcus Mariota (2015)*	5	Tennessee
2t	Andrew Luck (2012)*	5	Indianapolis
2t	Marc Bulger (2002)	5	St. Louis

\*Rookie Season

### A RECORD STREAK TO START HIS CAREER

With 29 (vs. Det) and 25 (@ Bal) completions in the first two weeks, Murray became the first player in NFL history with 25+ completions in each of his first two career games. He extended that record vs. Carolina with 30 completions against the Panthers.

Murray was the first QB in franchise history with 25+ completions in each of the first three games of a season.

In just seven career outings, Murray already has three of the top-five single-game completion totals by a rookie in franchise history.

### Franchise History - Single-Game Completions (Rookie)

Rnk	Player (Year)	Com	Opponent
1t	Matt Leinart (2006)	31	11/26 @ Minnesota
1t	Ryan Lindley (2012)	31	11/25 vs. St. Louis
3	<b>Kyler Murray (2019)</b>	<b>30</b>	<b>9/22 vs. Carolina</b>
4	<b>Kyler Murray (2019)</b>	<b>29</b>	<b>9/8 vs. Detroit*</b>
5	<b>Kyler Murray (2019)</b>	<b>27</b>	<b>10/13 vs. Atlanta</b>

\*First Career Game



## 300-YARD OUTINGS FOR MURRAY

After throwing for 340 yards against the Falcons in Week 6, **Murray became the first rookie QB in franchise history to throw for 300+ yards in a win.**

Prior to 2019, a rookie QB had thrown for 300+ yards in a game for the Cardinals just five times – and Arizona lost all five of those games. Murray is 1-1-1 when throwing for 300+ yards.

Murray is the first rookie in franchise history with at least three 300-yard performances. The only other rookie in franchise history with multiple 300-yard outings was Jake Plummer (2, 1997).

### Franchise Rookie Record - Games w/ 300+ Pass Yards

Rnk	Player (Year)	Gms
1	<b>Kyler Murray (2019)</b>	<b>3</b>
2	Jake Plummer (1997)	2
3t	Ryan Lindley (2012)	1
3t	Matt Leinart (2006)	1
3t	Pat Coffee (1937)	1



Murray became one of just six players in NFL history with at least three 300-yard passing performances in their first six career games. He joined Cam Newton (3 in 2011) and Andrew Luck (3 in 2012) as the only rookies to accomplish that feat.

### NFL Record - Games with 300+ Passing Yards in 1st 6 Career Games

Rnk	Player (Year)	Gms
1	Patrick Mahomes (2018)	4
2t	<b>Kyler Murray (2019)*</b>	<b>3</b>
2t	Andrew Luck (2012)*	3
2t	Cam Newton (2011)*	3
2t	Marc Bulger (2002)	3
2t	Kurt Warner (1999)	3

\*Rookie season

### MURRAY THROWS FOR 300+ IN 1st TWO GAMES

Playing his first-ever game in the Cardinals season-opener vs. Detroit, rookie Murray threw for 308 yards. In doing so, he became just the fifth rookie in NFL history to throw for 300+ yards in a season-opener. He is the first Cardinals rookie in history to throw for 300+ yards in his first career game.

In Week 2 at Baltimore, Murray exceeded that total, throwing for 349 yards against the Ravens. He joined Cam Newton (2011) as the only QBs in NFL history to throw for 300+ yards in each of their two career games.

## RELYING HEAVILY ON THE ROOKIE

Murray's statistics in 2019 bear out just how much the Cardinals have relied on their rookie signal-caller so far this season. He has:

**259** pass attempts (6<sup>th</sup> in the NFL)  
**167** completions (7<sup>th</sup> in the NFL)  
**1,768** passing yards (11<sup>th</sup> in the NFL)  
**49** rush attempts (2<sup>nd</sup> among starting QBs)  
**266** rushing yards (2<sup>nd</sup> among starting QBs)  
**2** rushing TDs (8<sup>th</sup> among starting QBs)

Murray (259 pass attempts; 49 rushes) is the only QB in the NFL this season with 250+ pass attempts and at least 40 rushing attempts.



## QUICKLY CLIMBING THE RECORD BOOKS

Despite being just seven games into his inaugural NFL campaign, Murray's 1,768 passing yards represent the fourth-highest total in franchise history by a rookie.

He now needs just 780 yards to establish a new franchise rookie record for passing yards.

### Franchise Rookie Record – Passing Yards (Season)

Rnk	Player (Year)	Yds	Gms	To Pass
1	Matt Leinart (2006)	2,547	12	780
2	Josh Rosen (2018)	2,278	14	511
3	Jake Plummer (1997)	2,203	10	436
4	<b>Kyler Murray (2019)</b>	<b>1,768</b>	<b>7</b>	-
5	Neil Lomax (1981)	1,575	14	-

Murray's 167 pass attempts represent the third-highest total in franchise history by a rookie.

### Franchise Rookie Record – Completions (Season)

Rnk	Player (Year)	Cmp	Gms	To Pass
1	Josh Rosen (2018)	217	14	51
2	Matt Leinart (2006)	214	12	48
3	<b>Kyler Murray (2019)</b>	<b>167</b>	<b>7</b>	-
4	Jake Plummer (1997)	157	10	-
5	Bud Schwenk (1942)	126	11	-

## TOUCHDOWN TOTAL RISING

Murray has thrown seven TD passes in his first seven games this season. Only two QBs in franchise history had more TDs in their first seven career games than Murray.

### Franchise Record – TD Passes in 1st Seven Games

Rnk	Player (Year)	TDs
1	Jim Hart (1966-67)	9
2	Jake Plummer (1997)*	8
3t	<b>Kyler Murray (2019)*</b>	<b>7</b>
3t	M.C. Reynolds (1958)*	7
3t	John Roach (1959-60)	7
3t	Sam Etcheverry (1961)	7

\*Rookie Season

The Week 6 game vs. Atlanta (3 TD passes) marked Murray's third with multiple TD passes. Only two rookie QBs in franchise history had more games with multiple TD passes than Murray: Jake Plummer (4 times in 10 games played) and M.C. Reynolds (4 times in 11 games played).



### Franchise Rookie Record – Games with Multiple TD Passes

Rnk	Player (Year)	Gms
1t	Jake Plummer (1997)	4
1t	M.C. Reynolds (1958)	4
3t	<b>Kyler Murray (2019)</b>	<b>3</b>
3t	Matt Leinart (2006)	3
5t	Josh Rosen (2018)	2
5t	Jim Root (1953)	2

Murray has nine combined TDs this season, including seven passing TDs and two rushing TDs. The franchise rookie record for combined passing/rushing TDs is 17 - set by Jake Plummer in 1997.

### Franchise Rookie QB Record - Combined TDs Rushing & Passing

Rnk	Player (Year)	TDs	Pass	Rush
1	Jake Plummer (1997)	17	15	2
2	Matt Leinart (2006)	13	11	2
3t	M.C. Reynolds (1959)	11	11	0
3t	Josh Rosen (2018)	11	11	0
5t	<b>Kyler Murray (2019)</b>	<b>9</b>	<b>7</b>	<b>2</b>
5t	Jim Root (1953)	9	8	1

## #1'S RECORD-BREAKING DEBUT

When Arizona hosted Detroit in Week 1, Murray became the first Cardinals rookie QB to start a season opener since Lamar McHan in 1954.

That wasn't the only history Murray made in that contest. Below are a few more highlights:

- Led the Cardinals to an 18-point fourth quarter comeback to tie the Lions, completing 29-of-54 pass attempts for 308 yards and 2 TDs.
- Became the first player in franchise history to throw for 300+ yards in his first career game.
- Joined Jake Plummer (1997) as the only players in franchise history to throw for 300+ yards and multiple TDs in a game during their rookie season.
- Sparked the comeback with his performance in the fourth quarter and OT, when he completed 20-of-29 pass attempts (68.9%) for 238 yards, 2 TDs, 0 INTs.



Murray is one of eight active QBs who were selected #1 overall in the NFL Draft. He is the only one of the eight not to lose in their NFL debut. Below is a look at the stat lines in their debut for all eight active QBs taken with the #1 overall:

### NFL Debut of 8 Active QBs Drafted #1 Overall

Player (Team)	Opponent	W-L	Cm/Att	Yds	TD/INT	Rate
<b>Kyler Murray (AZ)</b>	<b>9/8/19 vs. Det</b>	<b>T, 27-27</b>	<b>29/54</b>	<b>308</b>	<b>2/1</b>	<b>75.2</b>
Baker Mayfield (Cle)	9/30/18 @ Oak	L, 45-42	21/41	295	2/2	70.7
Jared Goff (LAR)	11/20/16 vs. Mia	L, 14-10	17/31	134	0/0	65.8
Jameis Winston (TB)	9/13/15 vs. Ten	L, 42-14	16/33	210	2/2	64.0
Cam Newton (Car)	9/11/11 @ AZ	L, 28-21	24/37	422	2/1	110.4
Matthew Stafford (Det)	9/13/09 @ NO	L, 45-27	16/37	205	0/3	27.4
Alex Smith (SF)	10/9/05 vs. Ind	L, 28-3	9/23	74	0/4	8.5
Eli Manning (NYG)	11/21/04 vs. Atl	L, 14-10	17/37	162	1/2	45.1

## CARDS TAKE MURRAY #1 OVERALL

Holding the #1 overall selection in the NFL Draft for just the fifth time in franchise history - and first time since 1958 - the Cardinals took **Murray** with the top pick this past April.

### A STAR IS BORN AT OKLAHOMA

After starting his college career at Texas A&M in 2015, Murray played two seasons at Oklahoma (2017-18). In his first season with the Sooners in 2017, Murray backed up Heisman Trophy winner and 2018 #1 overall pick Baker Mayfield.



Murray took over in 2018, starting 13 of 14 games and completing 260-of-377 pass attempts (69.0%) for 4,361 yards, 42 TDs and just seven INTs while also rushing for 1,001 yards and 12 TDs on 140 carries (7.2 avg.).

Below is a look at what Murray accomplished with the Sooners in 2018:

- Became the first FBS player ever to average at least 300 passing yards (311.5) and at least 60 rushing yards (71.5) per game for a full season.
- Joined Clemson's Deshaun Watson (2015) as the only FBS players to ever record at least 4,000 passing yards and at least 1,000 rushing yards in a season.
- Led the nation in total yards (school-record 5,362), points responsible for (324), yards/completion (16.8) and yards/pass attempt (single-season FBS record of 11.6).
- Only player in school history to throw for 300 yards and rush for 100 in a game and did so three times.
- Threw at least two TD passes in all but one game and threw at least three TD passes in 10 of 14 contests.
- Set school and Big 12 records with at least three TD passes in eight straight games.

### Murray's Honors in 2018

- Heisman Trophy (7<sup>th</sup> Sooner to win the award)
- Davey O'Brien Quarterback of the Year Award and Manning Award recipient
- Associated Press Player of the Year
- Maxwell Award and Walter Camp Player of the Year Award finalist
- 1st-team All-American (AP and FWA)
- Big 12 Offensive Player of the Year 1st-team All-Big 12
- Most Outstanding Player of Big 12 Championship
- 5-time Big 12 Offensive Player of the Week (tied league record)

### CARDINALS ADD A HEISMAN WINNER

The winner of the 2018 Heisman Trophy, Kyler Murray became just the third Heisman recipient ever drafted by the Cardinals.

When Murray took the field with Arizona in the season opener against Detroit in Week 1, he became the fifth Heisman Trophy winner to play for the Cardinals, joining Sam Bradford, Carson Palmer, Matt Leinart and John David Crow.



## 48 TOUCHDOWNS IN 56 CAREER GAMES

RB **David Johnson** scored his fourth and fifth TDs of the season in Week 6 against the Falcons, a one-yard TD run in the second quarter and a game-winning 14-yard TD reception in the fourth quarter.

Johnson has 48 TDs (33 rushing, 14 receiving, 1 KOR) in 56 career games. His 48 TDs rank seventh on the franchise all-time list for career TDs.

### Franchise Record – Total Touchdowns

Rnk	Player (Years)	TDs	Gms
1	Larry Fitzgerald (2004-)	118	241
2	Roy Green (1979-90)	69	168
3	Sonny Randle (1959-66)	60	99
4t	Ottis Anderson (1979-86)	51	99
4t	John David Crow (1958-64)	51	69
6	Ollie Matson (1952, '54-58)	50	72
7	<b>David Johnson (2015-)</b>	<b>48</b>	<b>56</b>
8	Mel Gray (1971-82)	46	145
9	Anquan Boldin (2003-09)	45	95
10	Jackie Smith (1963-77)	43	198



### ONE OF JUST FIVE WITH 40 TOUCHDOWNS SINCE 2015

Despite missing 15 games due to injury during the 2017 season, Johnson is one of only five active players in the NFL with 40+ TDs dating back to his rookie season in 2015.

### Active NFL Leaders - Total Touchdowns (2015-19)

Rnk	Player (Team)	TDs	Gms
1	RB Todd Gurley (LAR)	62	64
2	<b>RB David Johnson (AZ)</b>	<b>48</b>	<b>56</b>
3	RB Mark Ingram (Bal)	42	63
4	WR DeAndre Hopkins (Hou)	42	70
5	RB Ezekiel Elliott (Dal)	40	47

### 33 CAREER RUSHING TOUCHDOWNS

Johnson's second quarter TD run against the Falcons in Week 6 was his second rushing TD of the season. It was his 33<sup>rd</sup> career rushing TD, tying John David Crow for third place on the franchise all-time list for career rushing TDs.

Johnson needs just five more to reach second place in team history behind only Ottis Anderson (46).

### Franchise Record – Career Rushing TDs

Rnk	Player (Years)	TDs	Games
1	Ottis Anderson (1979-86)	46	99
2	Wayne Morris (1976-83)	37	110
3t	<b>David Johnson (2015-)</b>	<b>33</b>	<b>56</b>
3t	John David Crow (1958-64)	33	69
5	Stump Mitchell (1981-89)	32	116

### THE MOST IN TEAM HISTORY IN FIRST FIVE SEASONS

*Johnson's 48 TDs are more than any other player in franchise history had in their first five seasons. He surpassed the previous record of 46, established by WR Larry Fitzgerald (2004-08).*

### Franchise Record - Touchdowns in 1st Five Seasons

Rnk	Player (Years)	TDs	Gms
1	<b>David Johnson (2015-19)</b>	<b>48</b>	<b>56</b>
2	Larry Fitzgerald (2004-08)	46	76
3	Sonny Randle (1959-63)	44	64
4	John David Crow (1958-62)	43	53
5	Ollie Matson (1952; '54-57)	40	60

### DAVID'S 14TH CAREER MULTI-TD PERFORMANCE

The Week 6 victory over the Falcons was Johnson's 14<sup>th</sup> career multi-TD performance. Despite missing virtually all of 2017, Johnson's 14 multi-TD outings trail only Rams RB Todd Gurley (17) for the most in the NFL since 2015.

### NFL Leaders – Games with Multiple TDs (2015-19)

Rnk	Player (Team)	Games
1	Todd Gurley (LAR)	17
2	<b>David Johnson (AZ)</b>	<b>14</b>
3t	Antonio Brown (FA)	11
3t	Alvin Kamara (NO)	11
3t	Mark Ingram (Bal)	11

*The game against Atlanta was Johnson's fifth career outing with both a rushing and receiving TD. That is the most such performances in franchise history.*

### Franchise History – Games with Rush & Receiving TD

Rnk	Player (Years)	Gms
1	<b>David Johnson (2015-)</b>	<b>5</b>
2	John David Crow (1958-64)	4
3t	Ottis Anderson (1979-86)	3
3t	Terry Metcalf (1973-77)	3
3t	Charley Trippi (1947-55)	3

Dating back to Johnson's rookie season in 2015, only two players have more games with both a rushing and receiving TD.

### NFL Leaders – Games with Rush & Receiving TD (2015-19)

Rnk	Player (Team)	Gms
1t	Alvin Kamara (NO)	6
1t	Christian McCaffrey (Car)	6
3	<b>David Johnson (AZ)</b>	<b>5</b>
4t	Ezekiel Elliott (Dal)	4
4t	Todd Gurley (LAR)	4
4t	Kareem Hunt (Cle)	4
4t	Lamar Miller (Hou)	4

## JOHNSON GOING OVER 100

During his record-shattering 2016 campaign, **Johnson** became the first player in NFL history to post 100+ scrimmage yards in each of the first 15 games of a season.

Before an injury limited him to just three plays in last week's game against the Giants, Johnson had posted 100+ scrimmage yards in three consecutive games. He has four total outings with 100+ scrimmage yards in 2019.

*Despite missing most of last week's game, Johnson's four outings with 100+ scrimmage yards are tied for second the NFL.*



### NFL Leaders – Games with 100+ Scrimmage Yards (2019)

Rnk	Player (Team)	Gms
1	RB Dalvin Cook (Min)	5
2t	<b>RB David Johnson (AZ)</b>	<b>4</b>
2t	WR Cooper Kupp (LAR)	4
2t	RB Christian McCaffrey (Car)	4
2t	WR Chris Godwin (TB)	4
2t	RB Austin Ekel (LAC)	4
2t	RB Leonard Fournette (Jax)	4
2t	RB Josh Jacobs (Oak)	4

Johnson has posted 100+ yards from scrimmage in a game 28 times in his career. Dating back to his rookie season in 2015, only three players have more such performances.

### NFL Leaders – Games with 100+ Scrimmage Yards (2015-19)

Rnk	Player (Team)	100+	Gms
1t	WR Julio Jones (Atl)	33	69
1t	RB Ezekiel Elliott (Dal)	33	47
3	RB Todd Gurley (LAR)	29	64
4t	<b>RB David Johnson (AZ)</b>	<b>28</b>	<b>56</b>
4t	RB LeSean McCoy (KC)	28	64

### ONE OF 7 WITH 600+ SCRIMMAGE YARDS AND 5+ TDS IN 2019

Johnson (615 scrimmage yards; 5 TDs) is one of just seven RBs in the NFL this season with at least 600 scrimmage yards and five TDs.

### NFL RBs with 600+ Scrimmage Yards & 5+ TDs

Rnk	Player (Team)	Yds	TDs
1	Dalvin Cook (Min)	945	8
2	Christian McCaffrey (Car)	923	9
3	Ezekiel Elliott (Dal)	778	6
4	Austin Ekel (LAC)	736	7
5	Nick Chubb (Cle)	735	6
6	Derrick Henry (Ten)	626	6
7	<b>David Johnson (AZ)</b>	<b>615</b>	<b>5</b>

## RECEIVING OUT OF THE BACKFIELD

Despite missing the majority of last week's game due to injury, **Johnson** has 30 receptions for 315 yards and three TDs out of the backfield this season. *Among NFL RBs, his 30 receptions rank fifth, his 315 receiving yards rank second and his three TD catches are tied for second. His six receptions of 20+ yards this season lead all NFL RBs.*

*There are 27 players in the NFL that have at least six receptions of 20+ yards in '19. That list includes 24 wide receivers, two tight ends and Johnson (6).*

### NFL Leaders – Receptions By RB

Rnk	Player (Team)	Rec
1	Austin Ekel (LAC)	49
2	James White (NE)	38
3	Christian McCaffrey (Car)	35
4	Alvin Kamara (NO)	33
5	<b>David Johnson (AZ)</b>	<b>30</b>

### NFL Leaders – Receiving Yds by RB

Rnk	Player (Team)	Yds
1	Austin Ekel (LAC)	488
2	<b>David Johnson (AZ)</b>	<b>315</b>
3	Christian McCaffrey (Car)	305
4	James White (NE)	283
5	Alvin Kamara (NO)	276

### NFL Leaders – TD Receptions By RB

Rnk	Player (Team)	TD
1	Austin Ekel (LAC)	4
2t	<b>David Johnson (AZ)</b>	<b>3</b>
2t	Devonta Freeman (Atl)	3
2t	Jamaal Williams (GB)	3
5t	Chris Carson (Sea)	2
5t	James Conner (Pit)	2
5t	Christian McCaffrey (Car)	2
5t	Joe Mixon (Cin)	2

*Johnson has at least 50 receiving yards in four of seven games this season, and three games with 60 receiving yards.*



# FITZGERALD CONTINUES CLIMB UP NFL'S ALL-TIME LISTS - WHERE HE RANKS

## FITZ PASSES GONZALEZ FOR #2 IN RECEPTIONS

With all-time receptions leader **Jerry Rice** on hand at State Farm Stadium in Week 4, WR **Larry Fitzgerald** caught five passes against Seattle and passed Hall of Fame TE **Tony Gonzalez** (1,325) for second place on the NFL's all-time list for career receptions.

### NFL All-Time Receptions Leaders

Rnk	Player (Years)	Rec
1	Jerry Rice (1985-04)+	1,549
2	<b>Larry Fitzgerald (2004-)*</b>	<b>1,339</b>
3	Tony Gonzalez (1997-13)+	1,325
4	Jason Witten (2003-17; 19-)*	1,178
5	Marvin Harrison (1996-08)+	1,102

+Hall of Fame Inductee \*Active Player



Below is a breakdown of the reception total - by passer - for all players in top-5 in NFL history.

### RECEPTIONS BY PASSER - RICE/FITZGERALD/GONZALEZ/WITTEN/HARRISON

Jerry Rice (23)		Larry Fitzgerald (21)		Tony Gonzalez (13)	
Rec	Passer	Rec	Passer	Rec	Passer
618	Steve Young	363	Carson Palmer	419	Trent Green
354	Joe Montana	345	Kurt Warner	383	Matt Ryan
202	Rich Gannon	84	Josh McCown	207	Elvis Grbac
121	Jeff Garcia	82	John Skelton	120	Damon Huard
62	Elvis Grbac	70	Matt Leinart	74	Tyler Thigpen
53	Steve Bono	70	Kevin Kolb	53	Rich Gannon
32	Jeff Kemp	68	Drew Stanton	38	Brodie Croyle
25	Rick Mirer	54	Josh Rosen	24	Chris Redman
22	Matt Hasselbeck	49	Derek Anderson	2	Dominique Davis
10	Steve Stenstrom	36	Kyler Murray	2	Quinn Gray
8	Mike Moroski	32	Blaine Gabbert	1	Todd Collins
8	Marques Tuiasosopo	21	Ryan Lindley	1	Larry Johnson (RB)
7	Jeff Brohm	13	Max Hall	1	Warren Moon
6	Ty Detmer	12	Sam Bradford		
5	Matt Cavanaugh	10	Shaun King		
5	Tee Martin	8	John Navarre		
3	Trent Dilfer	7	Rich Bartel		
2	Kerry Collins	6	Brian Hoyer		
2	Rob Johnson	5	Tim Rattay		
1	Cary Conklin	3	Mike Glennon		
1	Terry Kirby (RB)	1	Brian St. Pierre		
1	Harry Sydney (RB)				
1	John Taylor (WR)				

### Jason Witten (13)

Rec	Passer
649	Tony Romo
157	Dak Prescott
87	Vinny Testaverde
82	Drew Bledsoe
64	Jon Kitna
35	Quincy Carter
33	Matt Cassel
24	Brandon Weeden
16	Kyle Orton
12	Stephen McGee
11	Kellen Moore
7	Brad Johnson
1	Dez Bryant (WR)

### Marvin Harrison (7)

Rec	Passer
953	Peyton Manning
90	Jim Harbaugh
34	Paul Justin
11	Jim Sorgi
11	Kelly Holcomb
2	Kerwin Bell
1	Ken Dilger (TE)

### A FACT ABOUT THESE TOTALS

Fitz (21) has a reception from more passers in his career than Jason Witten and Marvin Harrison combined (20) and Tony Gonzalez and Marvin Harrison combined (20).

### NFL RECORD FOR RECEPTIONS WITH ONE TEAM

*Fitzgerald has more catches with the Cardinals (1,339) than any other player in NFL history has had with a single team.*

### NFL History - Receptions with One Team

Rnk	Player	Rec	Team
1	<b>Larry Fitzgerald*</b>	<b>1,339</b>	<b>Arizona</b>
2	Jerry Rice+	1,281	San Francisco
3	Jason Witten*	1,178	Dallas
4	Marvin Harrison+	1,102	Indianapolis
5t	Reggie Wayne	1,070	Indianapolis
5t	Tim Brown+	1,070	L.A./Oakland

+Hall of Fame Inductee \*Active Player

### FITZGERALD'S 1,339 RECEPTIONS BROKEN DOWN BY OPPONENT

Rec	Opponent	Rec	Opponent	Rec	Opponent
185	L.A. Rams	34	Tampa Bay	18	Kansas City
175	Seattle	30	New Orleans	17	Jacksonville
173	San Francisco	28	Cincinnati	17	NY Jets
65	Carolina	27	Chicago	17	New England
57	Detroit	23	Houston	16	Green Bay
55	Minnesota	22	Miami	16	Baltimore
52	Washington	22	Pittsburgh	14	L.A. Chargers
49	NY Giants	21	Indianapolis	12	Cleveland
47	Philadelphia	20	Buffalo	8	Oakland
44	Atlanta	19	Tennessee		
38	Dallas	18	Denver		

## SITTING AT #2 IN RECEIVING YARDS

Fitzgerald moved into second place on the NFL's all-time receiving yardage list in Week 10 of the 2018 season at Kansas City. In that contest, Fitzgerald passed Hall of Fame WR **Terrell Owens** (15,934) to move into second. Through 241 career games, Fitzgerald has accumulated 16,718 career receiving yards.

### NFL All-Time Receiving Yardage Leaders

Rnk	Yards	Player	Years
1	22,895	Jerry Rice+	1985-2004
2	<b>16,718</b>	<b>Larry Fitzgerald</b>	<b>2004-</b>
3	15,934	Terrell Owens+	1996-2010
4	15,292	Randy Moss+	1998-2012
5	15,208	Isaac Bruce	1994-2009

+Hall of Fame Inductee



### HOW THEY GOT WHERE THEY ARE

Below is a breakdown of Fitzgerald's career receiving yards by quarterback, compared to the career total of Rice.

Jerry Rice		Larry Fitzgerald	
Receiving Yds By QB (23)		Receiving Yds By QB (21)	
Yds	Quarterback	Yds	Quarterback
8,763	Steve Young	4,583	Kurt Warner
6,121	Joe Montana	4,033	Carson Palmer
2,721	Rich Gannon	1,255	John Skelton
1,428	Jeff Garcia	1,207	Josh McCown
916	Elvis Grbac	1,017	Kevin Kolb
727	Jeff Kemp	967	Matt Leinart
648	Steve Bono	726	Drew Stanton
352	Rick Mirer	629	Derek Anderson
276	Matt Hasselbeck	567	Josh Rosen
110	Steve Stenstrom	439	Kyler Murray
106	Matt Cavanaugh	305	Blaine Gabbert
94	Marques Tuiasosopo	218	Ryan Lindley
93	Mike Moroski	141	Max Hall
87	Ty Detmer	129	Shaun King
86	Trent Dilfer	113	Sam Bradford
62	Tee Martin	97	John Navarre
52	Jeff Brohm	91	Rich Bartel
50	Harry Sydney	81	Tim Rattay
41	John Taylor	63	Brian Hoyer
36	Kerry Collins	54	Mike Glennon
28	Cary Conklin	3	Brian St. Pierre
26	Rob Johnson		
24	Terry Kirby		

## ALONE AT #6 WITH 118 TD CATCHES

Fitzgerald's first quarter TD reception against the Panthers in Week 3 was his 118<sup>th</sup> career TD catch. *He sits alone in sixth place on the NFL's all-time list for career TD receptions.* His 118 career TD catches are 45 more than any other active player (Packers TE Jimmy Graham ranks 2<sup>nd</sup> with 73).



### NFL Career Leaders—Touchdown Receptions

Rnk	Player (Years)	TDs
1	WR Jerry Rice (1985-04)+	197
2	WR Randy Moss (1998-12)+	156
3	WR Terrell Owens (1996-10)+	153
4	WR Cris Carter (1987-02)+	130
5	WR Marvin Harrison (1996-08)+	128
6	<b>WR Larry Fitzgerald (2004-)*</b>	<b>118</b>
7	TE Antonio Gates (2003-18)	116
8	TE Tony Gonzalez (1997-14)+	111
9t	WR Steve Largent (1976-89)+	100
9t	WR Tim Brown (1988-04)+	100

+Hall of Fame Inductee \*Active Player

*Only Hall of Fame WRs Jerry Rice (176 with San Francisco) and Marvin Harrison (128 with Indianapolis) had more career receiving TDs with a single team than Fitzgerald has with Arizona (118).*

### NFL Leaders - TDs with Single Team (All-Time)

Rnk	Player	Team	TDs	Type
1	WR Jerry Rice+	49ers	187	176 Rec; 10 Rush, 1 FR
2	RB Emmitt Smith+	Cowboys	164	153 Rush; 11 Rec
3	RB LaDainian Tomlinson+	Chargers	153	138 Rush; 15 Rec
4	WR Marvin Harrison+	Colts	128	128 Rec
5	RB Jim Brown+	Browns	126	106 Rush; 20 Rec
6	RB Walter Payton+	Bears	125	110 Rush, 15 Rec
7	<b>WR Larry Fitzgerald*</b>	<b>Cardinals</b>	<b>118</b>	<b>118 Rec</b>
8	TE Antonio Gates	Chargers	116	116 Rec
9	HB Lenny Moore+	Colts	113	63 Rush; 48 Rec; 2 Ret
10	RB Shaun Alexander	Seahawks	112	100 Rush; 12 Rec

+Hall of Fame Inductee \*Active Player



## FAR AND AWAY, FITZ IS ON TOP

**Fitzgerald** has not only surpassed virtually every single franchise receiving record - he has made them nearly untouchable.

Fitzgerald broke the franchise record for receptions in 2010 and since then has more than doubled the previous record. He has over 700 more than any other player in team history.

### Franchise Record—Career Receptions

Rnk	Player (Years)	Rec	Difference
1	<b>Larry Fitzgerald (2004-)</b>	<b>1,339</b>	-
2	Anquan Boldin (2003-09)	586	-755
3	Larry Centers (1990-98)	535	-804
4	Roy Green (1979-90)	522	-817
5	Frank Sanders (1995-02)	493	-846

Established record in Week 14 of 2010 season

Fitzgerald's 16,718 career receiving yards eclipse the second-highest total in franchise history by over 8,000 yards.

### Franchise Record—Career Receiving Yards

Rnk	Player (Years)	Yds	Difference
1	<b>Larry Fitzgerald (2004-)</b>	<b>16,718</b>	-
2	Roy Green (1979-90)	8,497	-8,221
3	Jackie Smith (1963-77)	7,918	-8,800
4	Anquan Boldin (2003-09)	7,520	-9,198
5	Pat Tilley (1976-86)	7,005	-9,713

Established record in Week 4 of 2011 season

Fitzgerald has 52 more TD catches than any other player in franchise history.

### Franchise Record—Touchdown Receptions

Rnk	Player (Years)	TDs	Difference
1	<b>Larry Fitzgerald (2004-)</b>	<b>118</b>	-
2	Roy Green (1979-90)	66	-52
3	Sonny Randle (1959-66)	60	-58
4	Mel Gray (1971-82)	45	-73
5	Anquan Boldin (2003-09)	44	-74

Established record in Week 3 of 2011 season

Fitzgerald would hold the franchise record for receptions with all 31 other NFL franchises. He would hold the record for receiving yards with 30 of the 31 other teams. The lone exception would be Jerry Rice (19,247) in San Francisco.



## A RECORD 241 GAMES FOR FITZ

Selected by the Cardinals #3 overall in the 2004 NFL Draft, **Fitzgerald** is now in his 16<sup>th</sup> season with Arizona in 2019.

In Arizona's 2019 season-opener against the Lions, Fitzgerald appeared in his 235<sup>th</sup> career game, establishing a new franchise record for career games played. He played in career game #241 last week in New York.

Fitzgerald surpassed the previous record for games played held by former K Jim Bakken (234).

### Franchise Record - Career Games Played

Rnk	Player (Years)	Games
1	<b>WR Larry Fitzgerald (2004-)</b>	<b>241</b>
2	K Jim Bakken (1962-78)	234
3	QB Jim Hart (1966-83)	199
4	TE Jackie Smith (1963-77)	198
5	CB Roger Wehrli (1969-82)	193



### FITZGERALD'S ACTIVE STARTS STREAK THE LONGEST AMONG WRS

Last week against the Giants, Fitzgerald made his 75<sup>th</sup> consecutive start in a streak that dates back to 2014. His 75 consecutive starts represent the longest streak among active NFL receivers and the 10<sup>th</sup>-longest streak among all active offensive players in the league.

### NFL Leaders—Consecutive Starts Offensive Players (Active)

Rnk	Player (Team)	Starts
1	QB Philip Rivers (LAC)	215
2	QB Matt Ryan (Atl)	154
3	QB Matthew Stafford (Det)	134
4t	QB Russell Wilson (Sea)	119
4t	T Mitchell Schwartz (KC)	119
6	C Ben Jones (Ten)	87
7	T Jake Matthews (Atl)	85
8	C Jason Kelce (Phi)	80
9	G Kevin Zeitler (NYG)	79
10	<b>WR Larry Fitzgerald (AZ)</b>	<b>75</b>

## 234 STRAIGHT WITH A CATCH

Last week in New York, **Fitzgerald** extended his streak to 234 consecutive games with a reception. That represents the second-longest streak in NFL history behind only Jerry Rice (274 straight).

Fitzgerald's streak of 234 consecutive games with a catch is the longest in NFL history with a single team.

### NFL Record - Consecutive Games with a Reception

Rnk	Player (Years)	Games	Duration
1	Jerry Rice (1985-2004)	274	18 years, 8 months, 15 days
2	<b>Larry Fitzgerald (2004-)</b>	<b>234</b>	<b>14 years, 11 months, 13 days</b>
3	Tony Gonzalez (2000-2013)	211	13 years, 26 days
4	Marvin Harrison (1996-2008)	190	12 years, 3 months, 28 days
5	Hines Ward (1998-2010)	186	12 years

### A Look at Fitzgerald's Reception Streak

—Fitzgerald has at least one catch in 240 of 241 career games played. His streak began in Week 9 of his rookie season in 2004 at Miami. That is seven weeks after Rice's 274-game streak—the longest in NFL history—ended.

—Fitzgerald has at least one reception in all 42 different stadiums he has played in during his NFL career.

## THRILLING THE HOME FANS

**Fitzgerald** has been thrilling fans at State Farm Stadium since the venue opened in 2006. He has played 106 career regular season games in 13-plus seasons at State Farm Stadium.

In those contests, he has totaled 622 receptions. In NFL history, only WR Jerry Rice had more receptions in a single stadium. Fitzgerald needs 25 receptions over the final four home games in 2019 to pass Rice for most catches in a single venue.



### NFL History—Receptions By Stadium

Rnk	Player (Team)	Rec	Stadium	To Pass
1	Jerry Rice (SF)	646	Candlestick Park	25
2	<b>Larry Fitzgerald (AZ)</b>	<b>622</b>	<b>State Farm Stadium</b>	-
3	Andre Johnson (Hou)	560	NRG Stadium	-
4	Cris Carter (Min)	531	Mall of America	-
5	Marvin Harrison (Ind)	515	RCA Dome	-

Fitzgerald's 7,703 career receiving yards at State Farm Stadium rank third in NFL history for a single venue.

### NFL History—Receiving Yards By Stadium

Rnk	Player (Team)	Yds	Gms	Stadium	To Pass
1	Jerry Rice (SF)	9,403	119	Candlestick Park	1,701
2	Andre Johnson (Hou)	7,776	88	NRG Stadium	74
3	<b>Larry Fitzgerald (AZ)</b>	<b>7,703</b>	<b>106</b>	<b>State Farm Stadium</b>	-
4	Marvin Harrison (Ind)	7,189	87	RCA Dome	-
5	Steve Largent (Sea)	6,822	101	Kingdome	-

Fitzgerald has 55 career TD catches at State Farm Stadium. Only four players in NFL history have more TD catches in a single stadium.

### NFL History—TD Receptions By Stadium

Rnk	Player (Team)	TDs	Stadium
1	Jerry Rice (SF)	91	Candlestick Park
2	Antonio Gates (LAC)	67	Qualcomm Stadium
3	Marvin Harrison (Ind)	65	RCA Dome
4	Cris Carter (Min)	60	Mall of America
5	<b>Larry Fitzgerald (AZ)</b>	<b>55</b>	<b>State Farm Stadium</b>

Fitzgerald (106) has played in more regular season games at State Farm Stadium than any other player in franchise history.

## 100 TIMES 49

There are only eight players in NFL history that have more career 100-yard receiving performances during the regular season than **Fitzgerald** (49). The only active player on that list is Atlanta's Julio Jones (52).

### NFL History—Games w/ 100+ Receiving Yards

Rnk	Player (Years)	Gms
1	Jerry Rice (1985-04)+	76
2	Randy Moss (1998-12)+	64
3	Marvin Harrison (1996-08)+	59
4	Julio Jones (2011-)#	52
5t	Andre Johnson (2003-2016)	51
5t	Terrell Owens (1996-10)+	51
7t	Steve Smith (2001-16)	50
7t	Don Maynard (1958-73)+	50
9	<b>Larry Fitzgerald (2004-)#</b>	<b>49</b>
10t	Michael Irvin (1998-99)+	47
10t	Torry Holt (1999-09)	47

+Hall of Fame Inductee #Active Player

Fitzgerald's 49 games with 100+ receiving yards are a franchise record. In fact, he has as many 100-yard receiving games as the next two players on the list combined (Anquan Boldin - 27; Jackie Smith - 22).



# BREAKDOWN OF FITZGERALD'S 118 CAREER TOUCHDOWNS

## CAREER TOUCHDOWN SPLITS

By Opponent (31) TDs Opponent	By Quarterback (16) TDs Quarterback	By Stadium (27) TDs Stadium
18 L.A./STL Rams	39 Kurt Warner	55 State Farm Stadium
18 San Francisco	28 Carson Palmer	7 Sun Devil Stadium*
12 Seattle	12 Josh McCown	7 Edward Jones Dome*
8 Philadelphia	7 John Skelton	6 Candlestick Park*
6 Detroit	6 Josh Rosen	6 CenturyLink Field
5 Chicago	5 Kevin Kolb	5 Soldier Field
5 Tampa Bay	5 Matt Leinart	5 Lincoln Financial Field
4 Houston	4 Drew Stanton	3 Ford Field
3 Green Bay	4 Derek Anderson	2 FedEx Field
3 Indianapolis	3 Kyle Murray	2 Levi's Stadium
3 Jacksonville	2 Blaine Gabbert	2 NRG Stadium
3 New England	1 Max Hall	2 Paul Brown Stadium
3 Buffalo	1 Richard Bartel	2 TIAA Bank Field
3 Oakland	1 John Navarre	1 Arrowhead Stadium
3 Washington	1 Shaun King	1 Bank of America Stadium
3 Carolina	1 Brian St. Pierre	1 Estadio Azteca (Mexico City)
2 Cincinnati		1 FirstEnergy Stadium
2 Dallas		1 Giants Stadium*
2 Kansas City		1 Gillette Stadium
2 L.A./SD Chargers		1 Hard Rock Stadium
2 Miami		1 Lambeau Field
2 NY Giants		1 Los Angeles Memorial Coliseum
1 Atlanta		1 Mercedes-Benz Superdome
1 Cleveland		1 RCA Dome*
1 Denver		1 Raymond James Stadium
1 Minnesota		1 Dignity Health Sports Park
1 New Orleans		1 Qualcomm Stadium*
1 Tennessee		

\*Stadium no longer an NFL venue

## 19 GAMES WITH MORE THAN ONE

Fitzgerald finished the Cardinals Week 11 match-up vs. Oakland last season with two receptions, both of which went for TDs.

It marked Fitzgerald's 19th outing with multiple TD catches. That represents the highest total among all active players in the NFL.

### NFL Leaders – Games with 2+ TD Catches (Active)

Rnk	Player (Team)	Games
1	Larry Fitzgerald (AZ)	19
2	Jimmy Graham (GB)	15
3t	Odell Beckham (Cle)	11
3t	Demaryius Thomas (NYJ)	11
3t	Julio Jones (Atl)	11



## GIVING DIVISION OPPONENTS FITZ

Only two players in NFL history (Jerry Rice and Bob Hayes) have more career receiving TDs vs. a single opponent than Fitzgerald has against both the Rams (18) and 49ers (18).

### NFL History – TD Receptions vs. Single Opponent

Rnk	Player	TDs	Opponent	Gms
1	Jerry Rice	25	Falcons	30
2	Jerry Rice	20	Rams	32
3	Bob Hayes	19	Giants	16
4t	Larry Fitzgerald	18	Rams	30
4t	Larry Fitzgerald	18	49ers	30
4t	Don Hutson	18	Rams	18

## 10 MORE IN THE POSTSEASON

In addition to his 118 career TD catches in the regular season, Fitzgerald has 10 TD catches in nine career postseason games.

Fitzgerald is one of just eight players in NFL history with 10+ TD receptions in the postseason. Of those eight, only Fitzgerald (9) has played in fewer than 15 career playoff games. Only Hall of Fame WRs Jerry Rice (22 in 29 games) and John Stallworth (12 in 17 games) and Patriots TE Rob Gronkowski (12 in 16 games) have more TD receptions in the postseason.

### Career TD Receptions In The Postseason - NFL History

Rnk	Player	TDs	Gms
1	Jerry Rice	22	29
2t	John Stallworth	12	17
2t	Rob Gronkowski	12	16
4t	Larry Fitzgerald	10	9
4t	Fred Biletnikoff	10	18
4t	Antonio Freeman	10	16
4t	Randy Moss	10	15
4t	Hines Ward	10	18

A chronological look at every one of Fitzgerald's 118 TD receptions.

#	Date	Opp	Yds	Quarterback
1	10/10/2004	@ SF	24	Josh McCown
2	10/24/2004	SEA	25	Josh McCown
3	11/7/2004	@ MIA	2	Josh McCown
4	11/21/2004	@ CAR	21	Shaun King
5	12/19/2004	STL	8	Josh McCown
6	12/19/2004	STL	4	Josh McCown
7	12/26/2004	@ SEA	29	Josh McCown
8	12/26/2004	@ SEA	29	Josh McCown
9	9/11/2005	@ NYG	1	Kurt Warner
10	10/2/2005	SF	17	Josh McCown
11	10/9/2005	CAR	26	Josh McCown
12	10/23/2005	TEN	34	Josh McCown
13	11/13/2005	@ DET	8	Kurt Warner
14	11/20/2005	STL	7	Kurt Warner
15	11/27/2005	JAX	5	Kurt Warner
16	12/18/2005	@ HOU	12	John Navarre
17	12/24/2005	PHI	25	Josh McCown
18	1/1/2006	@ IND	25	Josh McCown
19	9/24/2006	STL	12	Kurt Warner
20	10/8/2006	KAN	5	Matt Leinart
21	12/3/2006	@ STL	11	Matt Leinart
22	12/10/2006	SEA	5	Matt Leinart
23	12/24/2006	@ SF	6	Matt Leinart
24	12/31/2006	@ SD	9	Kurt Warner
25	10/7/2007	@ STL	7	Kurt Warner
26	11/11/2007	DET	1	Kurt Warner
27	11/11/2007	DET	20	Kurt Warner
28	11/18/2007	@ CIN	5	Kurt Warner
29	11/25/2007	SF	28	Kurt Warner
30	11/25/2007	SF	48	Kurt Warner
31	12/9/2007	@ SEA	11	Kurt Warner
32	12/16/2007	NO	18	Kurt Warner
33	12/30/2007	STL	21	Kurt Warner
34	12/30/2007	STL	6	Kurt Warner
35	9/7/2008	@ SF	1	Kurt Warner
36	9/21/2008	@ WAS	62	Kurt Warner
37	10/5/2008	BUF	2	Kurt Warner
38	10/5/2008	BUF	2	Kurt Warner
39	10/12/2008	DAL	2	Kurt Warner
40	11/10/2008	SF	5	Kurt Warner
41	11/27/2008	@ PHI	1	Kurt Warner
42	11/27/2008	@ PHI	12	Kurt Warner
43	12/7/2008	STL	78	Kurt Warner
44	12/21/2008	@ NE	78	Matt Leinart
45	12/28/2008	SEA	5	Kurt Warner
46	12/28/2008	SEA	38	Kurt Warner
47	9/13/2009	SFO	5	Kurt Warner
48	9/20/2009	@ JAX	22	Kurt Warner
49	10/11/2009	HOU	9	Kurt Warner
50	10/11/2009	HOU	26	Kurt Warner
51	10/18/2009	@ SEA	2	Kurt Warner
52	11/8/2009	@ CHI	11	Kurt Warner
53	11/8/2009	@ CHI	17	Kurt Warner
54	11/15/2009	SEA	18	Kurt Warner
55	11/22/2009	@ STL	11	Kurt Warner
56	12/6/2009	@ MIN	34	Kurt Warner
57	12/20/2009	@ DET	1	Kurt Warner
58	12/27/2009	STL	10	Kurt Warner
59	9/3/2010	@ GNB	3	Brian St. Pierre
60	9/12/2010	STL	31	Derek Anderson
61	9/26/2010	OAK	3	Derek Anderson
62	10/31/2010	TB	3	Max Hall
63	10/31/2010	TB	3	Derek Anderson
64	11/31/2010	@ KC	3	Derek Anderson
65	11/22/2011	@ SF	10	John Skelton
66	9/18/2011	@ WAS	73	Kevin Kolb
67	9/25/2011	@ SEA	13	Kevin Kolb
68	11/6/2011	STL	13	John Skelton
69	11/13/2011	@ PHI	7	John Skelton
70	11/13/2011	@ PHI	10	John Skelton
71	11/20/2011	@ SF	23	Richard Bartel
72	12/11/2011	@ SF	46	John Skelton
73	12/24/2011	@ CIN	30	John Skelton
74	9/23/2012	@ PHI	37	Kevin Kolb
75	9/30/2012	MIA	3	Kevin Kolb
76	10/14/2012	BUF	9	Kevin Kolb
77	11/4/2012	@ GB	31	John Skelton
78	9/8/2013	@ STL	4	Carson Palmer
79	9/8/2013	@ STL	24	Carson Palmer
80	9/29/2013	@ TB	13	Carson Palmer
81	10/13/2013	@ SF	75	Carson Palmer
82	10/27/2013	@ ATL	10	Carson Palmer
83	11/17/2013	@ JAX	14	Carson Palmer
84	11/24/2013	IND	4	Carson Palmer
85	11/24/2013	IND	26	Carson Palmer
86	12/1/2013	@ PHI	43	Carson Palmer
87	12/8/2013	STL	7	Carson Palmer
88	10/12/2014	WAS	24	Carson Palmer
89	10/26/2014	PHI	80	Carson Palmer
90	9/20/2015	@ CHI	8	Carson Palmer
91	9/20/2015	@ CHI	28	Carson Palmer
92	9/20/2015	@ CHI	9	Carson Palmer
93	9/27/2015	SF	4	Carson Palmer
94	9/27/2015	SF	8	Carson Palmer
95	10/11/2015	@ DET	2	Carson Palmer
96	11/1/2015	@ CLE	6	Carson Palmer
97	12/27/2015	GB	3	Carson Palmer
98	1/3/2016	SEA	17	Carson Palmer
99	9/11/2016	NE	3	Carson Palmer
100	9/11/2016	NE	1	Carson Palmer
101	9/18/2016	TB	4	Carson Palmer
102	10/6/2016	@ SF	21	Drew Stanton
103	10/6/2016	@ SF	29	Drew Stanton
104	1/1/2017	@ LA	5	Carson Palmer
105	9/25/2017	DAL	15	Carson Palmer
106	10/1/2017	SF	19	Carson Palmer
107	10/15/17	TB	11	Carson Palmer
108	11/19/17	@ Hou	20	Blaine Gabbert
109	12/3/17	LAR	15	Blaine Gabbert
110	12/24/17	NYG	13	Drew Stanton
111	10/18/18	DEN	4	Josh Rosen
112	10/28/18	SF	13	Josh Rosen
113	11/18/18	Oak	18	Josh Rosen
114	11/18/18	Oak	5	Josh Rosen
115	11/25/18	@ LAC	25	Josh Rosen
116	12/30/18	@ Sea	15	Josh Rosen
117	9/8/19	Det	4	Kyler Murray
118	9/22/19	Car	3	Kyler Murray



## #11 HAS HALL OF FAME CREDENTIALS

Below is a look at the career of **Larry Fitzgerald** through his first 241 career games compared to the 27 modern era WRs currently in the HOF and where they stood at that point in their career.

At this point in his career, Fitzgerald has more receptions (1,339) than all of the receivers enshrined in Canton had through 241 games. Fitzgerald also has more receiving yards (16,718) than all HOF receivers except Jerry Rice (22,895).

Fitzgerald Vs. Modern Era WRs in the Hall of Fame (241 Games)								
Player, HOF Year	Years	G	Rec	Yds	Avg.	Y/G	TD	100-Yd G
<b>Larry Fitzgerald</b>	<b>2004-</b>	<b>241</b>	<b>1,339</b>	<b>16,718</b>	<b>12.5</b>	<b>69.4</b>	<b>118</b>	<b>49</b>
Jerry Rice, '10	1985-04	241	1,295	19,432	15.0	80.6	176	65
Marvin Harrison, '16	1996-08	190	1,102	14,580	13.2	76.7	128	59
Cris Carter, '13	1987-02	234	1,101	13,899	12.6	59.4	130	41
Terrell Owens, '18	1996-2010	219	1,078	15,934	14.8	72.8	153	51
Tim Brown, '15	1988-04	241	1,074	14,757	13.7	61.2	99	43
Randy Moss, '18	1998-2012	218	982	15,292	15.6	70.1	156	64
Andre Reed, '14	1985-00	234	951	13,198	13.9	56.4	87	36
Art Monk, '08	1980-95	224	940	12,721	13.5	56.8	68	33
Steve Largent, '95	1976-89	200	819	13,089	16.0	65.4	100	40
James Lofton, '03	1978-93	233	764	14,004	18.3	60.1	75	43
Michael Irvin, '07	1988-99	159	750	11,904	15.9	74.9	65	47
Charlie Joiner, '96	1969-86	239	750	12,146	16.2	50.8	65	28
Charley Taylor, '84	1964-77	165	649	9,110	14.0	55.2	79	21
Don Maynard, '87	1958, 60-73	186	633	11,834	18.7	63.6	88	50
Raymond Berry, '73	1955-67	154	631	9,275	14.7	60.2	68	23
Fred Biletnikoff, '88	1965-78	190	589	8,974	15.2	47.2	76	21
Lance Alworth, '78	1962-72	136	542	10,266	18.9	75.5	85	41
John Stallworth, '02	1974-87	165	537	8,723	16.2	52.9	63	25
Bobby Mitchell, '83	1958-68	148	521	7,954	15.3	53.7	65	25
Tommy McDonald, '98	1957-68	152	495	8,410	17.0	55.3	84	24
Paul Warfield, '83	1964-77	157	427	8,565	20.1	54.6	85	22
Tom Fears, '70	1948-56	87	400	5,397	13.5	62.0	38	15
Elroy "Crazy Legs" Hirsch, '68	1946-57	127	387	7,029	18.2	55.3	60	-
Dante Lavelli, '75	1946-56	123	386	6,488	16.8	52.7	62	-
Pete Pihos, '70	1947-55	107	373	5,619	15.1	52.5	61	14
Bob Hayes, '09	1965-75	132	371	7,414	20.0	56.2	71	23
Lynn Swann, '01	1974-82	116	336	5,462	16.3	47.1	51	11



In fact, Fitzgerald's career numbers already surpass all but one receiver currently in the HOF (Rice). He has more career receptions than 26 of the 27 receivers in the HOF: Swann (336), Hayes (371), Pihos (373), Lavelli (386), Hirsch (387), Fears (400), Warfield (427), McDonald (495), Mitchell (521), Stallworth (537), Alworth (542), Biletnikoff (589), Berry (631), Maynard (633), Taylor (649), Irvin (750), Joiner (750), Lofton (764), Largent (819), Monk (940), Reed (951), Moss (982), Owens (1,078), Brown (1,094), Carter (1,101) and Harrison (1,102).

He has more career receiving yards than 26 of the 27 receivers in the HOF: Fears (5,397), Swann (5,462), Pihos (5,619), Lavelli (6,488), Hirsch (7,029), Hayes (7,414), Mitchell (7,954), McDonald (8,410), Warfield (8,565), Stallworth (8,723), Biletnikoff (8,974), Taylor (9,110), Berry (9,275), Alworth (10,266), Maynard (11,834), Irvin (11,904), Joiner (12,146), Monk (12,721), Largent (13,089), Reed (13,198), Carter (13,899), Lofton (14,004), Brown (14,934), Harrison (14,580), Moss (15,292) and Owens (15,934).

### A Career Full of Accomplishments:

- Franchise career leader in receptions (1,339), receiving yards (16,718), receiving TDs (118), total TDs (118) and 100-yard receiving games (49). His nine 1,000-yard seasons are also a franchise record.
- Led the NFL with 107 receptions in 2016, marking the second time in his career (103 in 2005; tied with Steve Smith) he had done so. He became the first player in NFL history to lead the NFL in receptions at least 11 years apart. Prior to Fitzgerald, the longest span between leading the league in receptions was six by Jerry Rice (1990, 1996).
- Fitzgerald (11) joins Hall of Famer Jerry Rice (13) as the only wide receivers in NFL history to be named to the Pro Bowl at least 11 times.
- Fitzgerald had more receptions in his first 200 career games (1,116) than any player in NFL history.
- One of just seven players in NFL history to record at least 1,400 receiving yards in a season four times in their career: Jerry Rice (6), Julio Jones (5), Randy Moss (4), Marvin Harrison (4), Antonio Brown (4) and Andre Johnson (4).
- At 28 years, 74 days old, he became the third-youngest player in NFL history to reach 70 career receiving TDs behind only Randy Moss (26 years, 269 days old) and Hall of Famer Jerry Rice (28 years, one day old).
- At 32 years, 97 days old, he became the youngest player in NFL history to reach 1,000 career receptions.
- At 31 years, 102 days old, he became the youngest player in NFL history to reach 900 career receptions.
- At 30 years, 57 days old, he became the youngest player in NFL history to reach 800 career receptions.
- At 30 years, 85 days old, he became the youngest player in NFL history to reach 11,000 receiving yards.
- In 2010, he became the first player in NFL history to record 90+ receptions five times in their first seven seasons.
- During the 2008 postseason, he broke virtually every major playoff receiving record, establishing new single-season marks for receptions (30), receiving yards (546) and TDs (7). His four 100-yard receiving games in the postseason established a new NFL record for consecutive games with 100 yards receiving.
- His 10 TD receptions in nine career postseason games are an NFL record for a player in their first nine career playoff contests.
- With a then franchise-record 103 receptions during the 2005 season, he became the youngest player in NFL history to record a 100-catch campaign when he reached the mark at 22 years, 123 days old.
- Led the NFL in receiving TDs in both the 2008 (12) and 2009 (13) seasons. In addition to his 10 receiving TDs in 2007, he became the first player in franchise history to record at least 10 TDs in three consecutive seasons.
- At 29 years, 44 days old, joined Randy Moss (28 years, 314 days) as the only players in NFL history to reach 10,000 career receiving yards before the age of 30.
- One of just five players in NFL history to record 15,000+ receiving yards and 100+ TD receptions in their career.

## 21 HAS 23 INTERCEPTIONS

The Cardinals selected CB **Patrick Peterson** with the fifth pick in the 2011 NFL Draft, and in his first eight seasons, he earned eight Pro Bowl selections and was named first-team All-Pro three times. Considered one of the game's best shutdown corners, he has proven to be one of the most unique talents in NFL history.

Since his rookie season in 2011, only four players have more INTs than Peterson.

### NFL Leaders – Interceptions (2011-19)

Rnk	Player (Team)	INTs
1	Richard Sherman (Sea/SF)	34
2	Reggie Nelson (Cin/Oak)	29
3	Marcus Peters (KC/LAR)	25
4	Earl Thomas (Sea/Bal)	24
5t	<b>Patrick Peterson (AZ)</b>	<b>23</b>
5t	Eric Weddle (SD/Bal/LAR)	23



Only seven players in franchise history, including four Pro Football Hall of Fame inductees, have more INTs than Peterson.

### Franchise Leaders – Interceptions (All-Time)

Rnk	Player (Years)	INTs
1	Larry Wilson (1960-72)+	52
2	Aeneas Williams (1991-2000)+	46
3	Roger Wehrli (1969-82)+	40
4	Night Train Lane (1954-59)+	30
5	Pat Fischer (1961-67)	29
6	Adrian Wilson (2001-12)	27
7	Kwamie Lassiter (1995-2002)	24
8	<b>Patrick Peterson (2011-)</b>	<b>23</b>
9	Norm Thompson (1971-76)	22
10t	Jerry Davis (1948-51)	21
10t	Ray Ramsey (1950-53)	21

+Hall of Fame Inductee

## PETERSON STOOD OUT IN 2018

Last season, Cardinals All-Pro CB **Patrick Peterson** not only maintained his status among the NFL's most elite pass defenders – he posted one of the best years of his career.

Peterson ranked near the top in several key coverage categories among NFL CBs with at least 700 snaps in 2018, according to *ProFootballFocus.com*.

### Breakdown of Peterson's 2018 Season

Category	Stat	Rnk
Total Snaps	1,107	2
Targets	52	4t
Receptions	30	6t
Receiving Yards	364	4
Yards Allowed per Snap	0.63	1
Snaps per Reception	19.2	2
Snaps per Target	11.1	3

Source: *ProFootballFocus.com*; CBs with at least 700 snaps

In 1,107 plays last season, Peterson was targeted 52 times and allowed just 30 receptions for 364 yards and three TDs. His 30 receptions allowed ranked first among NFL CBs who played at least 80% of defense snaps, according to *PFF*.

### Receptions Allowed – NFL CBs (2018)

Rk	Player	Team	Tgt	Rec	Yds	TD	INT
1t	<b>Patrick Peterson</b>	<b>AZ</b>	<b>52</b>	<b>30</b>	<b>364</b>	<b>3</b>	<b>2</b>
1t	Tre'Davious White	Buf	52	30	357	2	2
3t	Tramon Williams	GB	51	32	387	8	0
3t	Casey Hayward Jr.	LAC	56	32	488	3	0
5	Minkah Fitzpatrick	Mia	62	35	416	1	2

Source: *ProFootballFocus.com*; CBs who played at least 80% of defensive snaps

Peterson allowed just 194 yards and two TDs on 10 receptions to the seven receivers he "shadowed" 2018 – Vikings WR Stefon Diggs, 49ers WR Marquise Goodwin, Chiefs WR Tyreek Hill, Lions WR Kenny Golladay, Falcons WR Julio Jones and Rams WR Brandin Cooks, according to *PFF*.

### Receivers "Shadowed" By Peterson in 2018

Wk	Receiver	Opp	Tar	Rec	Yds	TD
6	Stefon Diggs	Min	2	2	26	0
8	Marquise Goodwin	SF	3	1	55	1
10	Tyreek Hill	KC	3	2	42	0
13	Davante Adams	GB	4	1	8	0
14	Kenny Golladay	Det	0	0	0	0
15	Julio Jones	Atl	4	3	45	1
16	Brandin Cooks	LAR	1	1	18	0
<b>Total</b>			<b>17</b>	<b>10</b>	<b>194</b>	<b>2</b>

Source: *ProFootballFocus.com*

Peterson's performance in 2018 earned him the second highest coverage grade (83.7) of his career by *ProFootballFocus.com*. He faced the fewest targets of any season in his eight-year career, while allowing the second-fewest receptions, the fewest receiving yards and he fewest TD catches.

## AMONG THE LEAGUE'S LEADING SCORERS

Despite heavy rainfall throughout the game, K **Zane Gonzalez** was perfect on five kicks against the Giants last week. He connected on all three PATs and both FG attempts.

After scoring nine points in New York (3 PAT, 2 FG), Gonzalez ranks second in the NFL with 67 points in 2019.

### NFL Scoring Leaders (2019)

Rnk	Player (Team)	Points
1	K Justin Tucker (Bal)	68
2	<b>K Zane Gonzalez (AZ)</b>	<b>67</b>
3t	K Josh Lambo (Jax)	64
3t	K Greg Zuerlein (LAR)	64
3t	K Harrison Butker (KC)	64



Gonzalez's 67 points in 2019 represent the fourth-best total in franchise history through the first seven games of a season.

### Franchise Record – Points Through 1st Seven Games

Rnk	Player (Year)	Points
1	K Jim Bakken (1967)	81
2	K/HB Paddy Driscoll (1923)	74
3	K Neil Rackers (2005)	73
4	<b>K Zane Gonzalez (2019)</b>	<b>67</b>
5	K Jim Bakken (1964)	63

Through the first seven weeks of the 2019 season, Gonzalez is tied for the NFL lead with 18 made FGs. The Cardinals had 12 total FGs in all of 2018.

### NFL Leaders – Made FGs (2019)

Rnk	Player (Team)	FGs
1t	<b>Zane Gonzalez (AZ)</b>	<b>18</b>
1t	Josh Lambo (Jax)	18
3	Justin Tucker (Bal)	16
4t	Wil Lutz (NO)	15
4t	Greg Zuerlein (LAR)	15

## DEFENSIVE DRAFT PICKS START FOR THE CARDS



Four rookie draft picks – DL **Zach Allen** (one game), CB **Byron Murphy Jr.** (seven), S **Deionte Thompson** (two) and S **Jalen Thompson** (two) – have all started for the Cardinals on defense this season.

### CB BYRON MURPHY JR.

The first pick in the second round of the 2019 NFL Draft out of Washington, **Murphy** started all 20 games he played during his final two seasons (2017-18) with the Huskies. He earned first-team All-America and All-Pac-12 honors with four INTs and 17 passes defended as a senior.

This season, Murphy has 34 tackles, a tackle for loss and five passes defended, which leads all NFL rookies.

### NFL Leaders – Passes Defended by Rookies (2019)

Rnk	Player (Team)	PD	Draft Rd (Pk)
1	<b>CB Byron Murphy (AZ)</b>	<b>5</b>	<b>Second (33rd)</b>
2	CB Lonnie Johnson (Hou)	4	Second (54th)
3t	S Darnell Savage (GB)	3	First (21st)
3t	LB Devin Bush (Pit)	3	First (10th)

### DL ZACH ALLEN

**Allen** was drafted by the Cardinals in the third round (65th overall) out of Boston College, where he was the ACC's highest-rated edge defender last season according to *ProFootballFocus.com*. He played four seasons (2015-18) for the Eagles, appearing in 50 games and totaling 199 tackles, 40.5 tackles for loss, 18.5 sacks, 16 passes defended, two INTs and two blocked kicks.

### S DEIONTE THOMPSON

Arizona's fifth-round pick (139th overall) in the 2019 NFL Draft, **Thompson** has played all seven games this season, starting against the Ravens (Week 2) and Falcons (Week 6). He played 43 games (17 starts) and had 113 tackles, 4.5 tackles for loss, three INTs and 10 passes defended at Alabama. He was a consensus first-team All-American as a senior in 2018.

### S JALEN THOMPSON

Selected in the fifth round of the 2019 NFL Supplemental Draft, **Thompson** made his first-career start and registered a career-high eight tackles in Week 5 against the Bengals. He had 191 tackles, 11.5 tackles for loss, six INTs, 23 passes defended, two forced fumbles and five fumble recoveries in 39 games (all starts) in three seasons (2016-18) at Washington State.



## CARDS JOIN NFL TO CELEBRATE 100TH SEASON

The NFL is celebrating its 100th season in 2019. As the United States' oldest professional football franchise still in existence, the Cardinals hold a unique place in league history.



The Cardinals were founded in 1898 as the Morgan Athletic Club, predating the formation of the NFL by over 20 years. By the time the NFL was founded in 1920 as the American Professional Football Association (APFA), the team was known as the Racine Cardinals when it became one of the 14 charter members of the upstart league after paying a \$100 franchise fee. Today, the Cardinals and Chicago Bears represent the only two charter members of the NFL still in existence.

In 1932, Hall of Fame owner Charles W. Bidwill, Sr., then a vice president of the Bears, purchased the Cardinals. After divesting himself of his Bears' holdings, that began a period of family ownership that continues to this day.

In 2019, the Cardinals have joined the NFL in celebrating 100 years of play with a year-long series of "NFL 100" events, initiatives and programs celebrating fans, players and communities.

The historic and unprecedented celebration is a salute to the millions of fans who love the game; highlighting the unifying nature of football and its positive impact in communities; bringing together generations of past, present and future players; and looking ahead to the NFL's next 100 years.

## CARDS A MEMBER OF NFL'S TWO OLDEST RIVALRIES

Having met twice during the NFL's inaugural season in 1920, the Cardinals and Bears represent the oldest rivalry in league history. The Cardinals and Packers – who joined the league in 1921 – are the NFL's second-oldest rivalry. The Packers were formed in 1919 by Earl (Curly) Lambeau and George Calhoun but did not gain entry into the APFA until 1921.



1920 Racine Cardinals

- The Cards and Bears have faced each other 90 times during the regular season, dating back to 1920.
- The first-ever meeting between the Cardinals and Bears – then known as the Racine Cardinals and Decatur Staleys – occurred at Normal Park in Chicago on November 28th, 1920, exactly 72 days after the league was conceived as the APFA during a meeting in Canton, OH. In that game, the Cardinals defeated the Staleys 7-6 at Normal Park.
- The first meeting between the Cardinals and Packers (a 3-3 tie) occurred on November 20, 1921 at Normal Park in Chicago. The following week (November 27, 1921), the Packers and Bears met for the first time.

## FRIENDSHIP OF THE HALL OF FAME OWNERS

Cardinals Hall of Fame owner **Charles Bidwill** and Bears Hall of Fame owner **George Halas** had a friendship that endured even as their team's were cross-town rivals during their shared time in Chicago.

At one point during the Great Depression, that friendship helped save Halas' ownership of the Bears.

In 1931, Halas' co-owner Edward "Dutch" Sternaman proposed being bought out of his stake in the Bears for \$38,000, which was to be paid in installments. After suffering \$18,000 in losses during the 1932 season, Halas was \$15,000 short when the final payment was due in 1933. Defaulting on the payment meant ownership would revert to Sternaman.



Charles Bidwill (left) and George Halas (right)

"It was a case of finding \$15,000 in a hurry, or losing everything I'd worked for since moving the Staleys from Decatur to Chicago in 1921," Halas wrote in 1967 in a history of the Bears published in the Chicago Tribune. "From this desperate situation, I was rescued by the joint efforts of my mother and my good friend Charley Bidwill. Mother bought \$5,000 worth of stock from her savings. Bidwill purchased \$5,000 in stock and also arranged a bank loan for the remaining \$5,000 needed. But it was a mighty close call. As I remember, I finally got all the money together at 11:10 a.m. on the day the final note came due. Forfeit time was 12 o'clock noon."

## A HISTORY OF BEING THE FIRST

In addition to being the oldest professional football team in the country, the Cardinals also have a long history of serving as a pioneer in the sport – both on and off the playing field.

### DIVERSITY

**1st Female Owner in NFL History:** Following the 1947 death of Cardinals owner and Pro Football Hall of Fame Charles Bidwill, his wife Violet oversaw operations of the franchise for the next 15 years. As such, she became the first female to serve as principal owner in NFL history and is believed to be the first female owner in American pro sports.



Violet Bidwill

**1st African American Female Executive in NFL History:**

Adele Harris spent 26 seasons with the franchise before retiring in 2001. She holds the distinction of being the first African American female to hold a front office position with an NFL team. Harris first worked as a secretary for the St. Louis Football Cardinals from 1971-74. She left the club to pursue a degree in business management and returned to the team in 1978 as a publicity assistant. By 1980, Harris became the team's director of community relations, and was instrumental in the team's civic efforts when it relocated to Arizona in 1988. Harris passed away in November of 2007.

**1st African American to Handle Contract Negotiations for NFL Team:** In 1981, the team hired attorney Bob Wallace, making him the first African American to handle contract negotiations for an NFL club.

**1st African American Head Coach/General Manager Tandem:** In 2004, the Cardinals hired Dennis Green as the team's head coach. Joining General Manager Rod Graves, they became the first African American general manager/head coach pairing. Hired by Arizona in 1997 as Assistant to the President, Graves spent 16 seasons with the organization, including the last six years at the team's GM.

**1st Female Coach in NFL History:** In 2015, the Cardinals hired Jen Welter as a coaching intern for training camp and the preseason to work with inside linebackers, making her the first female coach of any kind in NFL history.

### INTERNATIONAL PLAY

**1st NFL Game Outside of North America:** The most popular sport in the United States played before an international audience for the first time ever when the Cardinals and San Diego Chargers met for a preseason matchup at Korakuen Stadium in Tokyo, Japan. On August 16, 1976 the Cardinals defeated the Chargers 20-10 before an estimated crowd of 38,000.

**1st NFL Game in Europe:** On August 6, 1983 the Cardinals faced the Minnesota Vikings in a preseason matchup at Wembley Stadium in London. The Vikings defeated the Cardinals 28-10 in front of 32,847 fans at the landmark event.

**1st NFL Regular Season Game Played Outside United States:** On October 2, 2005 the Cardinals earned a 17-point come-from-behind victory over the San Francisco 49ers in a game played in front of a then-record crowd of 103,467 at Mexico City's Estadio Azteca. It was the first NFL regular season game ever played outside of the US.

### FOOTBALL FIRSTS

**1st Night Game in NFL History:**

On November 6, 1929 the Providence Steamrollers became the first team to host a game at night using floodlights in a matchup against the Cardinals. That night contest also featured the first use of a football painted white during an actual game. With fan attendance crucial to generate revenue, the game was played in the evening rather than during the workday. The minor league baseball field of Kinsley Park was adorned with floodlights and the Cards earned a 16-0 victory over the Steamrollers.



NFL's 1st Night Game - 11/6/29

**1st Out of Town Training Camp:** Prior to the 1929 season, the Cardinals conducted what is believed to be the NFL's first extended out-of-town training camp when the team spent the summer at Waterworks Park in Coldwater, Michigan.

**1st Indoor NFL Game:** With the country struggling through the Great Depression in late 1930, the Chicago Cardinals challenged the cross-town Bears to play a game to raise money for the governor's fund for unemployment relief. To battle the freezing temperatures the teams agreed to play at Chicago Stadium, then the largest indoor arena in the world. On December 15, 1930 the Bears earned a 9-7 victory in front of 10,000 fans. Six inches of dirt were hauled in and rolled for a playing surface, forcing the teams to use a white ball to increase visibility for both the players and fans. In addition to raising thousands of dollars for charity, it was a precursor to the 1932 championship when the Bears played for the NFL title in the same venue against the Portsmouth Spartans.

**1st Retractable Grass Field in NFL History:** When the Cardinals opened their new stadium in 2006, the venue broke the mold in terms of design and architecture. Among its most unique features is a fully retractable grass playing surface that resides outside the stadium for 300+ days a year and rolls in when needed. The first of its kind in NFL history, the stadium's grass playing surface has consistently ranked #1 in surveys of the league's players.

## ELEVATING A FRANCHISE

The 2019 season is the 13<sup>th</sup> since **Michael Bidwill** took over as team President in 2007. His leadership during that time has been instrumental in transforming the franchise both on and off the field.

### Highlights of Bidwill's tenure:

- Leading the list of Bidwill's accomplishments with the Cardinals is the creation of State Farm Stadium. Since it opened in 2006, the team has sold out all 140 games (preseason and postseason included) played at the venue, which has also hosted a pair of Super Bowls.



- In addition to his role in helping Arizona land Super Bowls XLII and XLIX, he led the effort to land Super Bowl LVII (2023) in the spring of 2018. Michael was instrumental in getting the 2015 Pro Bowl moved to Arizona; played a week before Super Bowl XLIX and the 2015 Pro Bowl combined to deliver a record economic impact of \$720 million to the region.

- Of the Cardinals seven all-time postseason wins, five have come during Bidwill's 12 years as team president. Arizona has played in nine postseason contests since Bidwill took over in 2007.

- AZ has appeared in the NFC Championship Game twice during Bidwill's time as president (2008, 2015), including a victory in the 2008 conference title game that led to the team's first-ever Super Bowl appearance (Super Bowl XLIII).

- Arizona's 50 wins between 2013-17 were the most in any five-year span in franchise history.

- In January of 2016, the National Football Foundation (NFF) and College Hall of Fame inducted Bidwill and Arizona Governor Doug Ducey into the NFF Leadership Hall of Fame.

- In January of 2018, Michael was one of five owners named to the NFL's Player-Owner Committee focused on social and racial justice initiatives. In December of 2014, Commissioner Roger Goodell tapped Bidwill to chair the league's Conduct Committee.

- In January of 2019, Michael received the Paul Tagliabue Award from the Fritz Pollard Alliance for demonstrating integrity and leadership in the area of career development for minorities and advocating for diversity.

### Cardinals Under Michael Bidwill (2007-Present)

Statistic	Totals
Regular Season Record	100-97-2
Postseason Record	5-4
Overall Record	105-101-2
Regular Season Win Pct.	.508
Regular Season Home Record	60-38-2
Postseason Home Record	4-0
Overall Home Record (RS+post)	64-37-2
Regular Season Home Win Pct.	.610
Seasons with .500 Record or Better	8
Seasons with 10+ Wins	4
Best Regular Season Record	13-3
Postseason Berths	4
Division Titles	3
Conference Championship Games	2
Super Bowl Appearances	1

## SUPER BOWL COMING BACK TO AZ

### Valley Will Host 4th Super Bowl When Game Returns in 2023

The biggest event in American sports is returning to Arizona as State Farm Stadium was selected to host Super Bowl LVII that will cap the 2022 NFL season.

Super Bowl LVII will be the fourth Super Bowl played in Arizona and the third in 15 years at State Farm Stadium. The Valley last hosted Super Bowl XLIX following the 2014 season. With Super Bowl LVII being held at State Farm Stadium, Arizona will join South Florida, New Orleans, Los Angeles and Tampa Bay as the only sites selected to host the Super Bowl at least four times.



### Past Super Bowls in Arizona

Super Bowl	Site	Date	Result
XLIX (49)	Univ. of Phoenix Stadium	2/1/15	Patriots 28, Seahawks 24
XLII (42)	Univ. of Phoenix Stadium	2/3/08	Giants 17, Patriots 14
XXX (30)	Sun Devil Stadium	1/28/96	Cowboys 27, Steelers 17

### Future Super Bowl Sites

Super Bowl	Site	Date
LIII (53)	Mercedes-Benz Stadium (Atlanta)	Feb. 3, 2019
LIV (54)	Hard Rock Stadium (Miami)	Feb. 2, 2020
LV (55)	Raymond James Stadium (Tampa Bay)	Feb. 7, 2021
LVI (56)	SoFi Stadium (Los Angeles)	Feb. 6, 2022
LVII (57)	State Farm Stadium (Arizona)	2023
LVIII (58)	Mercedes-Benz Superdome (New Orleans)	2024

## 140 GAMES AND 140 SELLOUTS

In Week 6 the Cardinals hosted the Atlanta Falcons at State Farm Stadium.

After selling out the contest against Atlanta, the Cardinals have sold out all 140 games played at State Farm Stadium since the world-class venue opened in 2006.



There were only 12 total games that sold out in time to be televised locally in 18 years at Sun Devil Stadium.


Below is a look at the results at State Farm Stadium compared to 18 seasons at Sun Devil Stadium.

### Overall Comparison

Statistic	13+ seasons at State Farm Stadium	18 seasons at Sun Devil Stadium
Sellouts	140	12
Regular Season Home Record	63-43-2	64-80
Home Win %	.593	.444
Postseason Record	5-4	1-1
Postseason Home Record	4-0	0-0
Seasons with Winning Record	5	1
Postseason Berths	4	1
Division Titles	3	0
Conference Championship Games	2	0
Super Bowl Appearances	1	0

## IT GETS LOUD IN THERE

Having a sellout crowd on hand every game has given Arizona one of the NFL's most distinct home field advantages.



Dating back to the inaugural year at State Farm Stadium in 2006, Cards opponents have accumulated 173 accepted false start penalties in the regular season. That is the most for any home team in the NFL during that span.

### NFL Leaders - Opponent False Start Penalties (2006-Present)

Rnk	Home Team	FS	Stadium
1	Cardinals	173	State Farm Stadium
2	Seahawks	155	CenturyLink Field
3	Titans	152	Nissan Stadium
4	Vikings	149	U.S. Bank Stadium/Metrodome/TCF Bank
5	Lions	144	Ford Field

## PALMER ENTERS THE RING OF HONOR

The Cardinals inducted QB **Carson Palmer** into its Ring of Honor at halftime of the matchup vs. Seattle in Week 4.

Palmer became the 18<sup>th</sup> member of the Cardinals Ring of Honor, the creation of which coincided with the opening of State Farm Stadium in 2006.

### Cardinals Ring of Honor Inductees

Member	Position	ROH Year
Charles Bidwill, Sr.*	Owner	2006
Jimmy Conzelman*	QB/Coach	2006
Ernie Nevers*	Fullback	2006
John "Paddy" Driscoll*	Quarterback	2006
Charley Trippi*	QB/Halfback	2006
Ollie Matson*	Halfback	2006
Dick "Night Train" Lane*	Cornerback	2006
Marshall Goldberg	Halfback	2006
Dan Dierdorf*	Tackle	2006
Pat Tillman	Safety	2006
Larry Wilson*	Safety	2006
Roger Wehrli*	Cornerback	2007
Aeneas Williams*	Cornerback	2008
Kurt Warner*	Quarterback	2014
Adrian Wilson	Safety	2015
Roy Green	Receiver	2016
Jim Hart	Quarterback	2017
<b>Carson Palmer</b>	<b>Quarterback</b>	<b>2019</b>

\*Hall of Fame Inductee



"It was the most fun I've had playing football, and I had a lot of fun in college," Palmer said of his time with the Cardinals. "I had some fun playing for the Bengals, but it's the most fun I've had playing the game. I met some unbelievable (people). It's not just the coaches and the players. It's everybody that's affiliated with this organization."



# THE KINGSBURY ERA BEGINS IN ARIZONA

## TAKING THE REINS

On January 8, 2019 the Cardinals announced the hiring of **Kliff Kingsbury** as the team's head coach.

The 40-year old Kingsbury spent the past six seasons (2013-18) as the head coach at his alma mater, Texas Tech, and was hired as USC's offensive coordinator in December. The New Braunfels, TX native is an 11-year coaching veteran who has also worked at Texas A&M (2012) and at the University of Houston (2008-11) where he began his coaching career.

Recognized as one of the profession's brightest and most-innovative offensive minds, Kingsbury has tutored six future NFL QBs, including first-round selections Patrick Mahomes, Baker Mayfield and Johnny Manziel as well as Case Keenum, Davis Webb and Nic Shimonek. Under Kingsbury's guidance, Mahomes (2016) and Keenum (2009, '11) both led the nation in passing.



### Highlights from Kingsbury's Coaching Career

- While at Texas Tech, Kingsbury served as the play-caller for one of college football's most explosive and productive offenses. The Red Raiders featured a passing attack that ranked in the top-10 in the country in all six seasons of his tenure, ranked in the top-20 nationally for total offense in all six seasons and finished in the top-25 in scoring five times.
- Under Kingsbury, Texas Tech averaged at least 30 points per game, 470 total yards per game and 300 passing yards per game in all six seasons. The Red Raiders averaged more than 500 yards of offense in four seasons and over 450 passing yards twice. They also averaged at least 140 rushing yards per game four times in six seasons under Kingsbury and averaged more than 40 points per game twice.
- At both Houston (2011) and Texas Tech (2016) Kingsbury's offenses led the nation in total offense and passing offense.
- Dating back to his first offensive coordinator job at Houston in 2011, a Kingsbury-led offense never finished outside the top-20 in the nation in total offense and never finished outside the top-15 in passing offense.
- In 2016, Texas Tech led the nation in total offense (566.6 ypg) and passing offense (463.0 ypg) while finishing #5 in scoring (43.7 ppg). It was the sixth consecutive season a Kingsbury-led unit finished in the top-10 in total offense dating back to his time at both Houston and Texas A&M.
- In 2015, the Red Raiders finished #2 in the nation in total offense (579.5 ypg), #2 in scoring offense (45.1 ppg) and had the nation's second ranked passing offense (388.2 ypg). The 45.1 points per game average established a school single-season record and Texas Tech was one of just two schools in the nation to score at least 25 points in every game. The Red Raiders featured a 4,000-yard passer, 1,000-yard receiver and a 1,000-yard rusher for the first time in school history.
- With Kingsbury serving as co-offensive coordinator in 2011, Houston led the nation in total offense (599.1 ypg), passing offense (450.1 ypg) and scoring (49.3 ppg) as quarterback Case Keenum finished his collegiate career as the most prolific passer in NCAA FBS history.

Kingsbury spent the 2012 season at Texas A&M as offensive coordinator/QBs coach working under current University of Arizona head coach Kevin Sumlin. Texas A&M finished third nationally in total offense (558.5 ypg) with an attack that finished 13th nationally in rushing (242.1 ypg) and 14th in passing (316.5 ypg). The Aggies beat #1 Alabama on the road and #11 Oklahoma in the Cotton Bowl.

Kingsbury began his coaching career at the University of Houston under Sumlin as the offensive quality control coach (2008-09) prior to being elevated to QBs coach (2010) and then co-offensive coordinator in 2011.

Kingsbury played QB at Texas Tech (1999-2002) where he set 39 school records, 16 Big 12 marks and 17 NCAA records during his collegiate career while throwing for 12,423 yards and 95 TDs. As a senior in 2012, he was awarded the Sammy Baugh Trophy as the nation's top college QB and was also named the Associated Press Big 12 Offensive Player of the Year while finishing ninth in Heisman Trophy voting.

He was drafted in the sixth round of the NFL Draft by New England in 2003 and spent his rookie season on the Patriots injured reserve list before spending the 2004 season on the Saints practice squad. Kingsbury played in one game with the Jets in 2005 and attended training camp with the Bills in 2006. He also played with the Cologne Centurions of NFL Europe in 2006 before playing with the Winnipeg Blue Bombers of the Canadian Football League in 2007.

In 2018, Kingsbury was inducted into the Texas High School Football Hall of Fame. He played high school football under his father, Tim, at New Braunfels (TX) High School where he threw for more than 3,000 yards and 34 TDs as a senior.

## RUNNING HIGH-POWERED OFFENSES

During his time at the college level, **Kingsbury's** offenses averaged 40.3 points/game.


During his six seasons at Texas Tech (2013-18), the Red Raiders averaged 37.8 points/game.

### Offensive Points/Game Under Kingsbury (2011-18)

Year	Team	Pts	Gms	Pts/G
2018	Texas Tech	448	12	37.3
2017	Texas Tech	446	13	34.3
2016	Texas Tech	524	12	43.7
2015	Texas Tech	586	13	45.1
2014	Texas Tech	366	12	30.5
2013	Texas Tech	465	13	35.8
2012	Texas A&M	578	13	44.5
2011	Houston	700	14	50.0

### Not Slowing Down Against Ranked Opponents

Under Kingsbury, the Tech Tech offenses averaged 502 yards/game in 24 contests against ranked opponents from 2013-18. The Red Raiders posted 600+ yards of offense in six of those games.



## COACHING QUARTERBACKS

After joining the coaching ranks with the University of Houston in 2008, **Kliff Kingsbury** mentored six future NFL QBs during his coaching tenure: *Patrick Mahomes, Baker Mayfield, Johnny Manziel, Case Keenum, Davis Webb and Nic Shimonek*. Mahomes, Mayfield and Manziel were all selected in the 1st round of the NFL Draft.

### NFL QBs Under Kingsbury

Year	Player (School)	Com	Att	Pct	Yds	TD	INT	Rate
2017	Nick Shimonek (TT)	328	493	66.5	3,963	33	10	152.1
2016	Patrick Mahomes, II (TT)	388	591	65.7	5,052*	41	10	156.9
2015	Patrick Mahomes, II (TT)	336	517	56.0	4,283	32	14	149.6
2014	Patrick Mahomes, II (TT)	211	345	61.2	2,539	24	13	138.4
2013	Baker Mayfield (TT)	218	340	64.1	2,315	12	9	127.7
2013	Davis Webb (TT)	226	361	62.6	2,718	20	9	139.1
2012	Johnny Manziel (A&M)^	295	434	68.0	3,706	26	9	155.3
2011	Case Keenum (Hou)	428*	603*	71.0	5,631*	48*	5	174.0
2009	Case Keenum (Hou)	492*	700*	70.3	5,671*	44*	15	154.8
2008	Case Keenum (Hou)	397	589	67.4	5,020	44	11	159.9

^1st Freshman ever to win Heisman Trophy

\*Total led the nation

### Mahomes (Texas Tech)

Under Kingsbury's tutelage, Mahomes spent two full seasons (2015-16) as the starter at Texas Tech. In those two years the Red Raiders finished #2 (2015) and #1 (2016) in the nation in total offense while Mahomes threw for a combined 9,705 yards and 77 TDs in 25 starts.

As a sophomore in 2015, Mahomes became the youngest QB in NCAA history to amass 5,000 yards of total offense. He eclipsed the 5,000-yard mark again in 2016, becoming just the third quarterback ever to record 5,000+ yards of total offense in back-to-back seasons.

### Keenum (Univ. of Houston)

Kingsbury began his coaching career at the University of Houston where he was a quality control coach from 2008-09 before being promoted to QBs coach in 2010 and co-offensive coordinator in 2011. The Cougars led the nation in total offense, passing offense and scoring in 2011, while Keenum completed his record-setting career by placing seventh in the Heisman Trophy voting and winning the Sammy Baugh Award.

With Kingsbury calling plays, the Cougars averaged 599.1 total yards per game, including 450.1 through the air, while scoring over 49 points per game. Keenum wrapped up his career as the most prolific passer in NCAA FBS history. In his one season with Kingsbury as his QBs coach, Keenum completed 428-of-604 passes for 5,631 yards and 48 TDs, all of which led the NCAA FBS.

### Manziel (Texas A&M)

Prior to taking over at Texas Tech, Kingsbury spent one season (2012) as the offensive coordinator at Texas A&M. In his lone season with the Aggies, Kingsbury played a crucial role in Manziel becoming the first freshman ever to win the Heisman Trophy.

### Webb and Shimonek (Texas Tech)

Two other Kingsbury quarterbacks have also moved on to the league in recent years as Webb was selected by the New York Giants in the third round of the 2017 draft while Shimonek signed an undrafted free agent agreement with the Los Angeles Chargers in 2018.



## TOM CLEMENTS - PASS GAME COORDINATOR/QBS

Now in his first season as the Cardinals Pass Game Coordinator/QBs coach, veteran assistant **Tom Clements** (CLEM-ents) is a 24-year coaching veteran who has spent 20 seasons as an assistant coach in the NFL, including five seasons as an offensive coordinator.

- Named Cardinals pass game coordinator/QBs coach on 1/22/19.

- Coached for 11 seasons with the Packers (2006-16). In his 11 seasons with Green Bay, the Packers finished top-10 in the NFL in total offense nine times, made the postseason nine times and won Super Bowl XLV following the 2010 season.

- During his tenure with the Packers, Clements helped with the development of QB Aaron Rodgers who was selected to six Pro Bowls and earned NFL MVP honors in 2011 and 2014.

- In three seasons as offensive coordinator with Green Bay (2012-14), the Packers ranked #3 in the NFL in scoring (27.8 ppg), #5 in total offense (381.9 ypg), #3 in giveaways (54) and #5 in first downs (1,048).

- The Packers finished top-10 in the NFL in scoring in each season Clements worked as offensive coordinator, including in 2014 when the Packers led the NFL with 486 points.

- Also coached QB Brett Favre, who in 2007 was selected to the Pro Bowl after throwing for more than 4,000 yards for the fifth time in his career and led the Packers to the NFC Championship game.

- Has coached 13 different offensive players to a total of 21 Pro Bowls and tutored five quarterbacks who had 13 total 3,000-yard passing seasons, including eight 4,000-yard campaigns.

Prior to joining Green Bay, Clements spent two seasons (2004-05) as the offensive coordinator in Buffalo. He spent the previous seven years as a QBs coach with Pittsburgh, Kansas City and New Orleans. Clements helped Elvis Grbac (Chiefs in 2000) and Kordell Stewart (Steelers in 2001) earn Pro Bowl selections while Tommy Maddox (Pittsburgh) was named NFL Comeback Player of the Year in 2002.

Clements got his start in coaching at his alma mater, Notre Dame, spending four seasons (1992-95) working under Lou Holtz. He played 12 years in the Canadian Football League as a QB and was a seven-time divisional All-Star, 1987 CFL MVP, 1975 CFL Rookie of the Year and two-time Gray Cup Champion with Ottawa (1976) and Winnipeg (1984), earning the Outstanding Offensive Player award in each game.



## JEFF RODGERS - ASST. HEAD COACH/SPECIAL TEAMS

**Jeff Rodgers** is in his second season with Arizona and first as the team's assistant head coach/special teams coordinator.

He came to Cardinals in January, 2018 as the team's special teams coordinator and added the title of assistant head coach in 2019.

- Hired as Cardinals special teams coordinator in 2018 after working in the same capacity for three seasons (2015-17) with the Chicago Bears.

- Has 18 years of coaching experience, including 15 seasons coaching special teams in the NFL with Arizona, Chicago (2015-17), Denver (2011-14), Carolina (2009-10) and San Francisco (2003-07).

- Helped the Cardinals rank 5th in the NFL in special teams last season after the team finished 30th in 2017. P Andy Lee led the NFL and set a franchise single-season record with a 48.6-yard punting average and rookie LB Zeke Turner led the NFL with 13 solo special teams tackles in 2018.

- The Broncos returned six kicks for TDs during Rodgers tenure in Denver (2011-14), tied for the second most in the NFL in that span. In 2012, Trindon Holliday became the first player in NFL history to record multiple return TDs in a playoff game when he scored on a 90-yard punt return and a 104-yard kickoff return in a 38-35 double-overtime loss to the Ravens.

- Under Rodgers tutelage, Broncos K Matt Prater was named to the Pro Bowl in 2013 after setting franchise records in field goal percentage (96.2%; 25-of-26) and points scored (150). Prater's 64-yard field goal in 2013 is the longest in NFL history. In 2014, K Connor Barth's 93.8 field-goal percentage (15-of-16) was the second-highest in team history.

Rodgers began his coaching career at the University of Arizona in 2001, spending two seasons as a graduate assistant working with the secondary and LBs under head coach John Mackovic. He entered the NFL coaching ranks with San Francisco in 2003 as a special teams quality control coach for two seasons.



## VANCE JOSEPH - DEFENSIVE COORDINATOR

**Vance Joseph** was hired as Arizona's Defensive Coordinator this offseason and joined the Cardinals after two years (2017-18) as head coach of the Denver Broncos.

He is a 20-year coaching veteran, including 14 seasons in the NFL with San Francisco (2005-10), Houston (2011-13), Cincinnati (2014-15), Miami (2016) and Denver (2017-18).

- Hired as Cardinals defensive coordinator on 1/11/19.

- Joseph has 12 years of coaching experience on the defensive side of the ball in the NFL, including as defensive coordinator with Miami in 2016.

- In Joseph's initial season with the Broncos in 2017, Denver had the NFL's #3 ranked defense and joined Minnesota as the only teams in the NFL that season to rank in the top-five in both run defense and pass defense. The Broncos ranked #5 in run defense in '17 after finishing the previous year ranked #28 in that category.

- In 2018, the Broncos defense ranked in the top-10 in the NFL in INTs (17), takeaways (28) and sacks (44). Rookie LB Bradley Chubb – Denver's first-round selection in the 2018 NFL Draft – led all NFL rookies with 12.0 sacks last season. Pro Bowl LB Von Miller had 14.5 sacks, tied for fourth in the NFL last season. Denver was one of three teams (Seattle, Kansas City) to have two players record double digit sacks in 2018.

- In a stretch from 2011-16, which spanned jobs in Houston, Cincinnati and Miami, Joseph's teams made the postseason five times in six seasons.

- Joseph's teams have ranked in the top-10 in INTs in four of the past five seasons.

- Four different DBs earned a combined five Pro Bowl selections – Johnathan Joseph (2), Reggie Nelson (1), Adam Jones (1) and Walt Harris (1) – during Joseph's time coaching defensive backs in Cincinnati, Houston and San Francisco.

Prior to his tenure in Miami, Joseph coached DBs for two seasons (2014-15) with Cincinnati, helping the Bengals to back-to-back postseason appearances. During his two seasons with Cincinnati, the Bengals led the NFL with 41 INTs. Cincinnati was the only team to post more INTs than TDs allowed (36) during that two-year stretch while holding opposing QBs to the lowest combined passer rating (77.4) in the NFL.

Prior to beginning his coaching career as a grad assistant at the University of Colorado in 2000, Joseph appeared in 30 games for the Buffaloes (1990-94), playing QB, RB and on special teams, and was a member of the Buffaloes 1990 National Championship team. He served as a backup to All-American QBs Darian Hagan and Kordell Stewart and completed 34-of-61 passes for 454 yards and four TDs to go along with 50 carries for 237 yards and one TD in his college career.

He converted to CB in the NFL and signed with the Jets as an undrafted rookie free agent in 1995. As a rookie, Joseph played in 13 games and had 21 tackles (17 solo), two INTs and five passes defended. He played in four games with the Colts in 1996 before spending the preseason with Denver in 1997.



## COACHING STAFF HIGHLIGHTS

- Of the 25 coaches on the Cards staff, 18 are new to the organization. The seven coaches who returned are **Chris Achuff** (Defensive Line), **Steve Heiden** (Tight Ends), **Randall McCray** (Asst. Special Teams), **Buddy Morris** (Strength & Conditioning), **Jeff Rodgers** (Asst. Head Coach/Special Teams Coordinator), **Vernon Stephens** (Asst. Strength & Conditioning) and **Cam Turner** (Offensive Asst./Asst. Quarterbacks).



- The Cards coaching staff entered the 2019 season with a combined 419 years of coaching experience at the college and NFL levels: 201 in the NFL; 218 in college. Of the 25 coaches on staff, 21 entered the season with NFL coaching experience.

- In addition to their experience on the sidelines, the Cardinals staff features seven coaches who played a combined 38 years in the NFL: **Kliff Kingsbury** (3), **Vance Joseph** (2), **Tom Clements** (1), **Steve Heiden** (11), **Brian Natkin** (1), **Marcus Robertson** (12) and **James Saxon** (8).

- Nine members of the Arizona staff entered the year having coached at least 10 seasons in the NFL: **Jerry Sullivan** (24), **Bill Davis** (24), **Tom Clements** (20), **James Saxon** (19), **Jeff Rodgers** (15), **Vance Joseph** (14), **Sean Kugler** (12), **Marcus Robertson** (12) and **Greg Williams** (10).

- Three members of the staff - Kingsbury (Texas Tech), Joseph (Denver Broncos) and Sean Kugler (Texas-El Paso) - have previously served as a head coach either at the college or NFL level.



# THE ASSISTANT COACHING STAFF IN 2019

## CHRIS ACHUFF - Defensive Line



Last name pronounced "A-cuff" ... long-time college assistant in his second season with the Cardinals and first as the D-Line coach ... joined the Cardinals in 2018 after 19 years coaching at the collegiate level, coaching the D-line at Baylor (2008-16), Tennessee-Martin (2006-07), Charleston Southern (2005) and Tennessee-Chattanooga (2004).

## BRIAN NATKIN - Asst. Offensive Line



Joined the Cardinals in 2019 after spending the last 15 seasons at the college level ... a consensus All-American TE as a player at the University of Texas-El Paso, spent the 2018 season as run-game coordinator/O-Line coach at Hutchinson (KS) Community College ... worked the previous six seasons (2012-17) at his alma mater, UTEP.

## PETER BEDOVINAC - Asst. Wide Receivers



Last name pronounced "buh-DOE-vuh-nack" ... spent the last six seasons (2013-18) at the college level ... a former QB at Michigan State (2010-12), spent the 2018 season as a defensive graduate assistant at Ohio State ... spent the previous three seasons (2015-17) coaching LBs at Missouri State after beginning his coaching career at Missouri in 2013.

## DAVID RAIH - Wide Receivers



Last name pronounced "RYE" ... spent the last five seasons with Green Bay as WRs coach (2018), offensive perimeter coach (2017), asst. O-Line coach (2016) and coaching administrator (2014-15) ... played QB at Iowa (1999-2003) and helped the Hawkeyes to a 2002 Big Ten Conference Championship and a berth in the 2003 FedEx Orange Bowl.

## CHARLIE BULLEN - Asst. Linebackers



Is in his first season with Arizona and eighth in the NFL ... spent the last seven seasons (2012-18) with Miami, including the past three seasons as the Dolphins assistant LBs coach ... prior to working with the Dolphins, coached for three seasons (2009-11) as a graduate assistant, working with defensive backs at his alma mater, the University of Iowa.

## MARCUS ROBERTSON - Defensive Backs



A former NFL DB, is in his first season as Arizona's DBs coach after spending the past two seasons (2017-18) in the same role with the Broncos ... has spent the last 28 seasons in the NFL as a player, coach, and administrator and has coached DBs for the past 12 seasons with Tennessee (2007-11), Detroit (2012-13), Oakland (2014-16) and Denver.

## BILL DAVIS - Linebackers



Returned to the Cardinals for his second tenure with the team after previously working as Arizona's defensive coordinator (2009-10) and LBs coach (2007-08) ... has 24 years of coaching experience in the NFL, including seven seasons as a defensive coordinator with Arizona, Philadelphia and San Francisco ... spent the past two seasons (2017-18) as LBs coach at Ohio State.

## JAMES SAXON - Running Backs



Has 19 seasons of experience as a RBs coach (2000-18) in the NFL after an eight-year playing career in the league with the Chiefs (1988-91), Dolphins (1992-94) and Eagles (1995) ... came to AZ after coaching Pittsburgh's RBs the past five seasons (2014-18) ... has coached for four different franchises that had eight total postseason appearances.

## ROB GROSSO - Defensive Quality Control



Is in his first season in Arizona after working as the assistant to the head coach under Vance Joseph in Denver in 2018 ... previously served as an operations intern with the Broncos in 2017 ... a former WR at John Carroll University (2011-13), worked with the Arizona Rattlers of the IFL during the 2017 season as a coaching/player personnel intern.

## DON SHUMPERT - Bill Bidwill Fellowship/RBs



Came to the Cardinals after spending last season with the NY Giants as an offensive assistant ... former WR who attended rookie mini-camp with the Chicago Bears and Kansas City Chiefs ... served as a graduate assistant at his alma mater, the University of Iowa, for two seasons (2016-17), assisting the Hawkeyes WRs and special teams.

## STEVE HEIDEN - Tight Ends



Veteran NFL tight end is in his seventh season with the Cardinals and first as TE's coach after working the past six seasons as asst. O-Line coach (2018) and asst. special teams/asst. TE's coach (2013-17) ... after playing in the NFL for 11 seasons (1999-2009), entered the coaching ranks in 2012 as TE's coach at Concordia University in St. Paul, MN.

## JERRY SULLIVAN - Offensive Asst.




Returned to the Cardinals as an offensive assistant for his second tenure with the team after previously serving as WRs coach (2001-02) and offensive coordinator (2003) ... has 47 years of experience, including 24 seasons in the NFL with the Chargers (1992-96), Lions (1997-2000), Cardinals (2001-03), Dolphins (2004), 49ers (2005-10) and Jaguars (2012-16).

## SEAN KUGLER - Offensive Line



Last name pronounced "KOOG-ler" ... a 29-year coaching veteran, has spent 12 seasons as an assistant in the NFL having previously coached with Detroit (2001-05), Buffalo (2007-09) and Pittsburgh (2010-12) in addition to last season with Denver as the Broncos O-Line/guards/centers coach ... was the head coach at his alma mater, Texas-El Paso, for five seasons (2013-17).

## CAM TURNER - Offensive Asst./Asst. Quarterbacks



A former WR and QB at The Citadel, now in his second year with Arizona's coaching staff in '19 ... spent three seasons (2015-17) in Carolina, where he assisted WRs for two years before serving as the assistant QBs coach in 2017 ... prior to Carolina, spent two seasons (2013-14) as the QBs and WRs coach at Florida International.

## RANDALL McCRAY - Asst. Special Teams



Now in his second year with the Cardinals in '19 ... a college assistant coach for 26 seasons, was hired by the Cardinals in 2018 ... came to Arizona after spending two years as Texas State's assistant head coach, defensive coordinator and LBs coach ... began his coaching career as a grad assistant at South Carolina in 1991.

## SPENCER WHIPPLE - Offensive Quality Control



In his first NFL season after spending the past seven years at the college level ... coached the last five seasons (2014-18) at the Univ. of Massachusetts where he served as the passing game coordinator/QBs coach in '18 ... joined the UMass staff in 2014 as TE's coach before working the following three seasons (2015-17) as passing game coordinator/WRs coach.

## RUSTY MCKINNEY - Defensive Asst.



In his first season with the Cardinals - and sixth in the NFL - after spending the past three seasons as a defensive quality control coach with Miami, including working under Cardinals defensive coordinator Vance Joseph in 2016 ... started in the NFL with Cleveland as a coaching intern for two seasons (2014-15) after five seasons (2009-13) at Bentley University.

## GREG WILLIAMS - Cornerbacks



Came to Arizona after spending last season coaching DBs with the Broncos ... has 15 years of coaching experience, including 10 seasons in the NFL ... a former WR and DB at the University of North Carolina (1994-97), spent time in training camp with the Bears and Giants ... began his coaching career at Arizona State as an intern in 2003.

## BUDDY MORRIS - Strength & Conditioning



Now in his fifth season as the Cards strength and conditioning coach ... previously with the Browns (2002-04), returned to the NFL in 2014 with the Cardinals following stints at the Univ. of Buffalo and the Univ. of Pittsburgh ... in 2009, Muscle & Fitness Magazine named his private gym (New York Sports Center) one of the 10 toughest in America.

## CHRIS WILSON - Defensive Asst.



Is in his first season with the Cardinals as a defensive assistant ... came to Arizona after spending the past three seasons (2016-18) as the D-Line coach with the Eagles ... previously coached with the Cardinals as part of the NFL's minority internship program in 1997 ... son, Caleb, is a TE drafted by the Cardinals in the seventh round of the 2019 NFL Draft.

## FITZ AND GARTH TEAM UP



Cardinals WR **Larry Fitzgerald** recently partnered with country music artist and friend **Garth Brooks** to donate electronics to 32 schools in the Phoenix and Minneapolis metro areas to increase digital literacy.

In September (9/12), Fitzgerald and Brooks (via video call) visited Academia Del Pueblo, a low-income K-8 charter school in Phoenix, to announce their donation.

The visit was known by few, including principal Frank Lomeli, who said "place just absolutely erupted" when Fitzgerald was introduced.

"Technology bridges all gaps," Fitzgerald said in an interview with *The Arizona Republic*. "It doesn't matter what school you go to. A young person can sit down and learn about anything that they desire to learn about."

The donations include multiple devices from the Microsoft Store, which partnered with Brooks' Teammates for Kids Foundation and Fitzgerald's The First Down Fund.

Digital literacy is described as the ability to understand and use digital tools "in communicative, collaborative ways" by the American Library Association.

In March (3/23), Fitzgerald joined Brooks on stage during his performance at State Farm Stadium to present him a Cardinals jersey.

"Arizona, let me tell you, you might have the greatest human being I've ever met in Larry Fitzgerald," Brooks told the crowd of 77,653.

## DAVID'S LOCKER OPENS AT RYAN'S HOUSE



In September (9/10), Cardinals RB **David Johnson** and his wife, **Meghan**, presented a gift young patients at Ryan's House in Phoenix on behalf of their non-profit Johnson Family's Mission 31 Foundation.

"This is really why I play football, just to be able to give back to the community and give back to people in need," said Johnson.

The organization donated its fourth "David's Locker," a mobile cart containing Nintendo Switches, iPads, noise-cancelling headphones and video games to serve as a welcome diversion for patients during treatment.

"If something ever happened to our kids, we would want the same support so this just means the world to us," said Meghan.

The Johnson Family's Mission 31 Foundation provides opportunities, encouragement and resources to seriously ill children and their families by offering daily support and life changing experiences.

"It's going to give our kids an opportunity to use technology that they may or may not have at home and here in a setting where they feel supported and can do all kinds of fun things," said Tracy Leonard-Warner with Ryan's House.

Through their family foundation, created in 2017, the Johnsons are inspired to make a positive impact on children's lives. Before professional football, David planned on a career in teaching and coaching.

Meghan's dream was to work as a nurse at a children's oncology unit. They both are involved in volunteering at children's hospitals in the Valley and enjoy combining their passions into one cause through their foundation work.

## COREY'S BOOK CLUB



Cardinals DL **Corey Peters** hosts a bi-weekly book club at South Pointe High School through his Peters Educational Enrichment Project (PEEP).

In 2015, Peters established PEEP, which works to supplement the educational system and improve learning environments by providing programs, seminars, motivational speaking and football camps for students of all ages.

## A NIGHT OUT WITH THE ARIZONA CARDINALS



Earlier this month (10/7), Cardinals DL **Zach Allen**, LB **Dennis Gardeck**, DL **Corey Peters** and LB **Joe Walker** showed off their culinary skills during "A Night Out with the Arizona Cardinals" at Sakana Sushi & Grill in Phoenix, an annual event that honors cancer survivors.

Gardeck and his teammates were the featured attraction, but hardly the stars of the evening.

That distinction was reserved for the invited guests, survivors of breast cancer and other forms of cancer.

## CARDS "FEED THE FAMILIES"



On Wednesday, Oct. 16, Cardinals RB **David Johnson**, LBs **Dennis Gardeck** and **Joe Walker**, Big Red and Cardinals Cheerleaders visited the Ronald McDonald House in Phoenix for a "Feed the Families" event hosted by the Arizona Cardinals Women's Club. The group from the Cardinals provided the families with dinner, drinks and dessert.

The Ronald McDonald House Charities of Phoenix provides a welcoming "home away from home" for children and their families who travel to Phoenix to receive treatment for serious, often life-threatening illnesses and injuries. They help lessen the burden by ensuring families have the stability they need to support their children by providing an atmosphere of comfort, hope and courage while also supporting programs that directly benefit children and their families in the community.

## SAGUARO CARDINALS RETURN



In September (9/23), the Cardinals hosted an NFL Centennial pep rally featuring RB **D.J. Foster**, WR **Christian Kirk**, CB **Byron Murphy**, **Nicole Bidwill**, team mascot Big Red and Cardinals Cheerleaders at Saguaro High School.

The three players addressed the students at the pep rally highlighting Saguaro athletics and took part in a Q&A session while also signing autographs and taking pictures.

The Saguaro High School football team also attended the Cardinals Week 4 home game (9/29) against the Seahawks as guests of the team. Foster, Kirk and Murphy all attended Saguaro High School and won a collective six state championships with the Sabercats from 2008-15.

"NFL100" is a year-long celebration to commemorate the centennial season of the National Football League and bring generations of football fans, players, communities and all 32 clubs together for a unique line-up of programming and activities.

## JONES GIVES BACK



In September LB **Chandler Jones** donated Nike cleats to the football team at his high school alma mater, Union-Endicott in upstate New York.

"I think they're more excited because they're getting a gift from Chandler Jones," said Tom Baleno, the U-E Football Coach, via *Spectrum News*. "He's top-notch, he's mastered his craft in the NFL, and just to have - it could be anything - a gift from him is what's really special."

Jones, a 2008 graduate of U-E, went on to star at Syracuse before the Patriots selected him with the 21<sup>st</sup> overall pick in the 2012 NFL Draft.

"I think it's fantastic that he inspires us to be the best version of ourselves," Baleno said. "He's a great role model. I think he really embodies what U-E football is. And as a community, we're very proud of him."





## QUARTERBACKS

**Brett Hundley** – Chandler, AZ native and 2009 Arizona Gatorade Player of the Year. Packers 2015 fifth-round pick out of UCLA, spent his first four NFL seasons with Green Bay (2015-17) and Seattle (2018).

**Kyler Murray** – First player in NFL history with 20+ completions in each of his first six career games and set a league record for completions in a player's first seven career games (167). Has attempted 115 consecutive passes without an INT and carried the ball 49 times without a fumble this season.

## RUNNING BACKS

**Chase Edmonds** – Had career highs in scrimmage yards (150), rushing yards (126) and TDs (3) against the Giants in Week 7, becoming the first player in team history – and sixth player in NFL history – with three rushing TDs of 20+ yards in a game.

**D.J. Foster** – Scottsdale native and ASU product joined the Cardinals in 2017 and re-signed in March. Has 392 all-purpose yards on 13 carries, 18 catches and nine kickoff returns in 16 games with the Patriots (2016) and Cardinals (2017-19).

**David Johnson** – Only three players have more games with 100+ scrimmage yards than Johnson (28) since 2015, and his 14 multi-TD games during that span rank second in the NFL. Ranks second among NFL RBs with 315 receiving yards in 2019.

## WIDE RECEIVERS

**Damiere Byrd** – Signed a one-year contract with the Cardinals in March after playing 17 games (three starts) in three seasons with the Panthers. Has 15 receptions for 160 yards and four kickoff returns for 59 yards in five games (three starts) this year.

**Pharoh Cooper** – Spent the offseason and training camp with Arizona and rejoined the Cardinals in Week 5 after spending Weeks 1-2 with Cincinnati. Earned All-Pro and Pro Bowl honors with 932 kick return yards and 399 punt return yards in 2017 when he led the NFL with 1,331 combined return yards.

**Larry Fitzgerald** – Passed HOF TE Tony Gonzalez (1,325) for the second most receptions in NFL history in Week 4 against Seattle. Franchise leader in receptions (1,339), receiving yards (16,718), receiving TDs (118), total TDs (118), 100-yard receiving games (49), games played (241) and Pro Bowls (11).

**Andy Isabella** – Consensus first-team All-American at Massachusetts after leading the FBS with a single-season program-record 1,698 receiving yards on 102 receptions (second in FBS) during his senior season in 2018.

**KeeSean Johnson** – Set a Fresno State record with 3,463 career receiving yards and led the Bulldogs in all receiving categories in each of his final three seasons on campus. Has 17 catches for 151 yards in seven games (three starts) this season.

**Christian Kirk** – Third player in franchise history with 65+ catches in his first 16 career games – Anquan Boldin (101 in 2003) and Sonny Randle (77 in 1959-60). High school teammate of RB D.J. Foster (2011) and CB Byron Murphy (2014) before playing with QB Kyler Murray at Texas A&M in 2015.

**Trent Sherfield** – Has 23 receptions for 290 yards and a TD in 20 games (three starts) after signing with the Cardinals as an undrafted free agent out of Vanderbilt in 2018. Had 136 catches for 1,869 yards and nine TDs in 48 games for the Commodores.

## TIGHT ENDS

**Charles Clay** – Eight-year NFL veteran has 347 receptions for 3,701 yards and 23 TDs in 119 games (103 starts). First TE in Bills history with 500 receiving yards in three consecutive seasons – 528 in 2015, 552 in 2016 and 558 in 2017.

**Darrell Daniels** – Has played four games and inactive for another while splitting time between the active roster and practice squad this season. Has played 27 games (six starts) for the Cardinals (2018-19), Seahawks (2018) and Colts (2017).

**Maxx Williams** – Signed a one-year contract with the Cardinals after four seasons in Baltimore, where he was selected in the second round (55th overall) of the 2015 NFL Draft out of Minnesota. Has eight catches for 103 yards and a TD this year.

## OFFENSIVE LINE

**Mason Cole** – Cardinals third-round pick (97th overall) in the 2018 NFL Draft was one of just six NFL rookie offensive lineman to start all 16 games last season and the fourth in franchise history to accomplish the feat.

**Lamont Gaillard** – Selected by the Cardinals in the sixth round (179th overall) of the 2019 NFL Draft out of Georgia, where he started all 42 games in his final three years and earned first-team All-SEC accolades as a senior in 2018.

**D.J. Humphries** – Cardinals first-round selection (24th overall) in the 2015 NFL Draft has started all 34 NFL games he has played, including the first 10 at RT before moving to LT full-time prior to the 2017 season.

**Josh Miles** – Selected by Arizona with its first pick in the seventh round (248th overall) of the 2019 NFL Draft, becoming the first Morgan State player ever selected by the Cardinals and just the second player from the program drafted since 1983.

**Justin Murray** – Started five games at RT after being claimed off waivers on 9/1. Spent time with the Broncos, Buccaneers, Saints, Bengals and Raiders since entering the NFL as an undrafted rookie free agent with Denver in 2016 out of Cincinnati.

**Justin Pugh** – Started all 77 games he has played with the Giants (2013-17) and Cardinals (2018-19). The former first-round pick (19th overall) signed a five-year contract with Arizona before the 2018 season.

**A.Q. Shipley** – Originally drafted by the Steelers in the seventh round (226th overall) of the 2009 NFL Draft and has played 96 games (61 starts) for the Colts (2012, '14), Ravens (2013) and Cardinals (2015-19). Started 32 consecutive games for the Cardinals during the 2016-17 seasons.

**J.R. Sweezy** – Entered the NFL with Seattle as a seventh-round selection (225th overall) in the 2012 NFL Draft and has played 95 games (85 starts) with the Seahawks (2012-15, '18), Buccaneers (2016-17) and Cardinals (2019).

## SPECIALISTS

**Aaron Brewer** – Has played 108 regular season and eight playoff games for Arizona (2016-19) and Denver (2012-15).

**Zane Gonzalez** – ASU product and Lou Groza Award winner is tied for first in the NFL with 18 FGs and second with 67 points.

**Andy Lee** – Four-time All-Pro led the NFL in gross punting average with a franchise-record 48.6-yard mark last season.



# CARDINALS PLAYER NOTES - DEFENSE

## DEFENSIVE LINE

**Zach Allen** – Selected by the Cardinals in the third round (65th overall) of the 2019 NFL Draft out of Boston College where he was the highest-rated edge defender in the ACC in 2018, according to *ProFootballFocus.com*.

**Jonathan Bullard** – Chicago's 2016 third-round pick (72nd overall) has 78 tackles, three sacks, 11 tackles for loss and four passes defended in 51 games (eight starts) with the Bears (2016-18) and Cardinals (2019).

**Michael Dogbe** – Picked by the Cardinals in the seventh round (249th overall) of the 2019 NFL Draft out of Temple, where he played with Cardinals LB Haason Reddick and wore a single-digit jersey number reserved for the team's toughest players.

**Rodney Gunter** – Arizona's 2015 fourth-round pick (116th overall) re-signed with the Cardinals after setting career highs with 48 tackles, 14 for loss, 4.5 sacks, one pass defended and two forced fumbles in 2018.

**Zach Kerr** – Five-year NFL veteran has played 66 career games (nine starts) with Arizona (2019), Denver (2017-18), Indianapolis (2014-16), totaling 117 tackles, 7.5 sacks, one forced fumble, one fumble recovery and five passes defended.

**Clinton McDonald** – 10th-year NFL veteran has totaled 278 tackles, 21 sacks, two INTs and four fumble recoveries in 119 games (37 starts) for the Bengals (2010), Seahawks (2011-13), Buccaneers (2014-17), Raiders (2018) and Cardinals (2019).

**Corey Peters** – Signed a three-year extension through 2020. Has played 120 games (103 starts) for the Cardinals (2015-19) and Falcons (2010-14), totaling 314 tackles, 17.0 sacks, a forced fumble and two fumble recoveries.

## LINEBACKERS

**Dennis Gardeck** – Signed as an undrafted rookie free agent out of Sioux Falls, played a team-high 386 snaps on special teams and scored a TD on a blocked punt in the season finale at Seattle in 2018. Deflected three punts in the last eight games.

**Jordan Hicks** – Ranks second in the NFL with 70 tackles this season and trails only Panthers LB Luke Kuechly (10) for the most INTs by an NFL inside LB since in 2015. Philly's 2015 third-round pick signed a four-year contract with Arizona.

**Chandler Jones** – Two-time Pro Bowler (2015, '17) leads the NFL in sacks (49.5) and ranks second in tackles for loss (60) since joining the Cardinals in 2016. Ranks third in the NFL with 8.5 sacks, which represents the highest total in franchise history through the first seven games of a season.

**Cassius Marsh Sr.** – Sixth-year NFL veteran has 122 tackles, 22 tackles for loss, 12.5 sacks, four forced fumbles and two fumble recoveries in 74 games with Seattle (2014-16, '17), New England (2017), San Francisco (2017-18) and Arizona (2019).

**Haason Reddick** – Cardinals first-round pick (13th overall) in the 2017 NFL Draft has 196 tackles, 7.5 sacks, 10 passes defended, three forced fumbles, a fumble recovery and six special teams tackles in 39 games (20 starts).

**Brooks Reed** – Tucson native was selected by the Texans in second round (42nd overall) of the 2011 NFL Draft and has played 127 games (86 starts) with the Texans (2011-14), Falcons (2015-18) and Cardinals (2019).

**Terrell Suggs** – Seven-time Pro Bowler, 2011 first-team All-Pro and 2011 NFL Defensive Player of the Year. Leads all active NFL defenders in games played (236), career sacks (137.5) and forced fumbles (39).

**Ezekiel Turner** – Signed with Arizona as an undrafted rookie free agent out of Washington and led the NFL with 13 solo tackles on special teams, according to league stats. Has 25 special teams tackles in 19 games with the Cardinals.

**Joe Walker** – Pick in the seventh round (251st overall) of the 2016 NFL Draft by Philadelphia and won Super Bowl LII with the Eagles. Started at ILB and had a career-high seven tackles in the season-opener against the Lions.

## DEFENSIVE BACKS

**Budda Baker** – Ranks eighth among NFL DBs with 49 tackles this season. Recorded 107 tackles in his first year as a full-time starter last season after earning Pro Bowl and first-team All-Pro honors as a special teamer in 2017.

**Chris Banjo** – Six-year NFL veteran has 42 special teams tackles in 80 career games (two starts) with Arizona (2019), New Orleans (2016-18) and Green Bay (2013-16). Signed with the Cardinals in Week 4 after being released by the Saints.

**Tramaine Brock Sr.** – Entered the league as a rookie free agent out of Belhaven College in 2010 and has played 108 games (51 starts) with San Francisco (2010-16), Minnesota (2017), Denver (2018) and Arizona (2019).

**Byron Murphy Jr.** – First pick in the second round of the 2019 NFL Draft leads all rookies with five passes defended. Once a teammate of Arizona's previous two second-rounders – WR Christian Kirk (Saguaro HS) and S Budda Baker (Washington).

**Kevin Peterson** – Entered the NFL as an undrafted rookie free agent with the Bears out of Oklahoma State in 2016. Has 19 tackles, two INTs, seven passes defended, a fumble recovery and four special teams tackles in 13 career games (two starts).

**Patrick Peterson** – Eight-time Pro Bowler ranks eighth in franchise history and tied for fifth among active NFL defenders since 2011 with 23 career INTs. Targeted 52 times and allowed just 30 receptions for 364 yards and three TDs in 2018, according to *ProFootballFocus.com*.

**Deionte Thompson** – Has played all seven games (two starts) after being drafted in the fifth round (139th overall) of the 2019 NFL Draft out of Alabama where he earned consensus first-team All-American honors in his final season with the Crimson Tide.

**Jalen Thompson** – Fifth-round pick in the 2019 supplemental draft out of Washington State, where he totaled 191 tackles, six INTs and 23 passes defended in 39 games. Has played six games with two starts and totaled 14 tackles this season.

**Charles Washington** – Has played 33 games with the Lions (2016-18) and Cardinals (2019) since entering the league as a rookie free agent with Detroit in 2016 out of Fresno State.

**Trevor Williams** – Has three INTs and 22 passes defended in 39 games with the Chargers (2016-18) and Cardinals (2019). Entered the NFL as a rookie free agent in 2016 out of Penn State.



# CARDINALS GAME SUMMARIES



## WEEK 1 Detroit Lions 27, Arizona Cardinals 27 60,687 ■ State Farm Stadium ■ Sep 8, 2019

Detroit Lions .....	0	17	0	7	3	—	27
Arizona Cardinals .....	0	3	3	18	3	—	27

### Recap

For the 1st 3 quarters of Arizona's regular season opener, the visiting Lions were spoiling the debut of new head coach Kliff Kingsbury and rookie QB Kyler Murray. Early in the 4th quarter, Detroit went up 18 and to that point had held AZ to just 2 FGs. But down 24-6, Murray shrugged off a challenging start and led the Cards to 21 consecutive points. He threw one TD pass with 5:51 remaining to cut it to 8 and then with :43 left completed a TD pass and a 10-0 lead. That lead increased to 17-0 on the next Lions series when Stafford capped a 9-play, 95-yard drive with a 9-yard pass to WR Kenny Golladay. AZ created a spark 2 minutes later when DET's Jamal Agnew muffed a punt and Trent Sherfield recovered at the DET8 with 1:40 before intermission. David Johnson's 7-yard run took it to the 1, but the Cards couldn't punch it in on either of the next 2 plays and Zane Gonzalez's 20-yard FG made it 17-3 at the half.

Early on Detroit DB Tracy Walker picked off a Murray pass along the sideline midway thru the 1st, setting the Lions up at the AZ24. But on the next snap, LB Chandler Jones sacked QB Matthew Stafford forcing a fumble that Jones recovered himself. The next Lions drive reached the AZ37 and Matt Prater's 55-yard FG made it 3-0. Two plays into the ensuing DET possession, Stafford found WR Danny Amendola open down the right sideline for a 47-yard TD and a 10-0 lead. That lead increased to 17-0 on the next Lions series when Stafford capped a 9-play, 95-yard drive with a 9-yard pass to WR Kenny Golladay. AZ created a spark 2 minutes later when DET's Jamal Agnew muffed a punt and Trent Sherfield recovered at the DET8 with 1:40 before intermission. David Johnson's 7-yard run took it to the 1, but the Cards couldn't punch it in on either of the next 2 plays and Zane Gonzalez's 20-yard FG made it 17-3 at the half.

The 3rd quarter's only points came on a 42-yard Gonzalez FG but early in the 4th, Stafford hit rookie TE T.J. Hockenson with a 23-yard TD pass in the back of the end zone that made it 24-6. Three plays later the Cards faced a 3rd-n-14 at their own 22 when Fitzgerald hauled in a 41-yarder to the DET 37 that set-up another Gonzalez FG. With 5:57 left, Murray ended a 7-play, 70-yard drive with a 27-yard TD pass to David Johnson down the middle that made it an 8-point game (24-17). DET then advanced to its own 49 but AZ forced a punt that LB Dennis Gardeck tipped, setting the Cards up at their own 40. With under a minute to play, they reached the DET4 when Fitzgerald hauled in a TD pass and Christian Kirk tied the game with his catch on the 2-point conversion. AZ won the coin toss in OT and on the 2nd play of it Murray & Fitzgerald connected on a 45-yard pass to the DET23. The Cards would reach the 8 but no further and went up 3 on a 28-yard Gonzalez FG. The Lions responded by advancing to the AZ 15 where Prater's 33-yarder made it 27-27. Each team would get the ball once more. AZ advanced to the DET46 but punted on 4th-n-7 with 1:10 to go. The decision nearly paid off on a 3rd-n-9 at the DET15 with :11 left when Stafford was nearly picked by Tramaine Brock but the veteran DB could not hold on.

### Scoring Drives

TEAM	QTR	TIME	SCORING PLAY	DET	ARI
Lions	2	14:07	M. Prater: 55-yard FG (10-43, 5:38)	3	0
Lions	2	12:23	D. Amendola: 47-yard pass from M. Stafford (M. Prater kick) (2-51, 0:46)	10	0
Lions	2	03:38	K. Golladay: 9-yard pass from M. Stafford (M. Prater kick) (9-95, 6:09)	17	0
Cardinals	2	01:19	Z. Gonzalez: 20-yard FG (4-6, 0:21)	17	3
Cardinals	3	04:38	Z. Gonzalez: 42-yard FG (8-42, 2:34)	17	6
Lions	4	14:47	T. Hockenson: 23-yard pass from M. Stafford (M. Prater kick) (10-82, 4:51)	24	6
Cardinals	4	11:09	Z. Gonzalez: 34-yard FG (10-58, 3:38)	24	9
Cardinals	4	05:57	D. Johnson: 27-yard pass from K. Murray (Z. Gonzalez kick) (7-70, 2:55)	24	16
Cardinals	4	00:43	L. Fitzgerald: 4-yard pass from K. Murray (9-60, 1:48)	24	22
Cardinals	5	07:17	Z. Gonzalez: 28-yard FG (7-65, 2:43)	24	27
Lions	5	03:48	M. Prater: 33-yard FG (8-60, 3:29)	27	27

### Detroit Lions

PASSING	ATT	CP	YDS	SK/YD	TD	LG	INT	RTG
Matthew Stafford	45	27	385	3/24	3	47	0	110.0
TOTAL	45	27	385	3/24	3	47	0	110.0
RUSHING	ATT	YDS	AVG		LG	TD		
Kerryon Johnson	16	49	3.1		9	0		
C.J. Anderson	11	35	3.2		9	0		
Matthew Stafford	3	22	7.3		12	0		
Ty Johnson	1	6	6.0		6	0		
Marvin Jones Jr.	1	4	4.0		4	0		
TOTAL	32	116	3.6		12	0		
RECEIVING	NO	YDS	AVG		LG	TD		
Danny Amendola	7	104	14.9		47t	1		
T.J. Hockenson	6	131	21.8		39	1		
Kenny Golladay	4	42	10.5		13	1		
Marvin Jones Jr.	4	56	14.0		23	0		
J.D. McKissic	2	24	12.0		12	0		
Kerryon Johnson	2	13	6.5		7	0		
Jesse James	1	15	15.0		15	0		
Nick Bawden	1	0	0.0		0	0		
TOTAL	27	385	14.3		47	3		
TOP DEFENSE	TOT	SOLO	AST	SCK	YDS	INT		
Tracy Walker	9	9	0	0.0	0.0	1		
Rashaan Melvin	8	8	0	0.0	0.0	0		
Christian Jones	5	5	0	1.0	3.0	0		
FIELD GOALS			FGA/FGM				PERCENT	
Matt Prater			2-2				100.0	
TOTAL			2-2				100.0	

### Arizona Cardinals

PASSING	ATT	CP	YDS	SK/YD	TD	LG	INT	RTG
Kyler Murray	54	29	308	5/33	2	45	1	75.2
TOTAL	54	29	308	5/33	2	45	1	75.2
RUSHING	ATT	YDS	AVG	LG	TD			
David Johnson	18	82	4.6	18	0			
Kyler Murray	3	13	4.3	9	0			
Christian Kirk	1	12	12.0	12	0			
Chase Edmonds	1	5	5.0	5	0			
TOTAL	23	112	4.9	18	0			
RECEIVING	NO	YDS	AVG	LG	TD			
Larry Fitzgerald	8	113	14.1	45	1			
David Johnson	6	55	9.2	27ft	1			
KeeSean Johnson	5	46	9.2	15	0			
Christian Kirk	4	32	8.0	10	0			
Damiere Byrd	4	42	10.5	19	0			
Charles Clay	1	5	5.0	5	0			
Maxx Williams	1	15	15.0	15	0			
TOTAL	29	308	10.6	45	2			
TOP DEFENSE	TOT	SOLO	AST	SCK	YDS	INT		
Jordan Hicks	16	13	3	0.0	0.0	0		
Budda Baker	9	7	2	0.0	0.0	0		
Chandler Jones	9	7	2	1.0	10.0	0		
FIELD GOALS	FGA/FGM					PERCENT		
Zane Gonzalez	4-4					100.0		
TOTAL	4-4					100.0		

### Team Statistics

	Lions	Cardinals
First Downs	23	21
Total Net Yards	477	387
Rushes/Net Yards	32/116	23/112
Net Passing	361	275
Pass Attempts/Completions	45/27	54/29
Had Intercepted	0	1
Sacked/Yards Lost	3/24	5/33
Punts/Average	8/39.3	8/47.5
Penalties/Yards	9/59	7/35
Fumbles/Lost	3/2	0/0
Possession Time	39:23	30:37



# CARDINALS GAME SUMMARIES



17

## WEEK 2

Arizona Cardinals 17, Baltimore Ravens 23  
70,126 ■ M&T Stadium ■ Sep 15, 2019



23

Arizona Cardinals .....	3	3	3	8	—	17
Baltimore Ravens .....	7	10	0	6	—	23

### Recap

In week 2 at Baltimore, the Cardinals faced a Ravens team that scored 59 points and 8 touchdowns in its season opening win at Miami 7 days earlier. It was also a showdown of young, dynamic QBs pitting AZ's rookie Tyler Murray vs. BAL's 2nd-year player Lamar Jackson. Neither disappointed. Jackson threw for 272 yards and a pair of touchdowns while adding another 120 yards on the ground. Murray completed 25 of 40 passes for 349 yards and joined Cam Newton as the only players in NFL history to eclipse 300 passing yards in their first two career games. Early in the 4th quarter, Murray led a 79-yard TD drive that pulled the Cards to within 3 points. After a Ravens FG on the ensuing drive made it a 6-point game, AZ got it back twice more with the chance to score a go-ahead TD but was not able. WR Christian Kirk finished with his 1st career 100-yard day and led all receivers with 114 yards on 6 catches. Fellow wideout Larry Fitzgerald topped the century mark for the 2nd straight week and finished with 5 receptions for 104 yards. The loss dropped the Cards to 0-1-1 while the Ravens improved to 2-0.

Baltimore opened the scoring on its first possession when Jackson's 27-yard scoring pass to TE Mark Andrews capped a 7-play, 94-yard drive. The Ravens penetrated AZ territory on their next drive but turned it over on downs thanks to a Cards stop on 4th-n-3 at the AZ43. Murray then completed 4 straight passes to get AZ to the Ravens 4 but AZ came away with just a Zane Gonzalez FG that made it 7-3. After Justin Tucker's 33-yarder made it 10-3 on the next series, the Cards again marched into the red zone. They got as far as the 4 but had to settle for a short Gonzalez FG. The Ravens then went up 17-6 just before halftime thanks to a 1-yard Jackson TD pass to TE Hayden Hurst at the end of an 85-yard drive.

On its 1st possession of the 3rd quarter, the AZ offense again reached the Baltimore 5 thanks to 4 Murray completions that included a 40-yarder to Fitzgerald. For the 3rd time they came away with a Gonzalez FG and the score was 17-9. The next series saw the Ravens reach the 6 but they too had to settle for a short FG that made it 20-9 early in the 4th. On the next play from scrimmage, Murray & Fitzgerald connected to a 54-yard completion to the 25 and 3 plays later, David Johnson ran it in from a yard out. That TD combined with a Murray to KeeSean Johnson pass on the 2-point try made it 20-17 with 12:52 left. Tucker's 51-yard FG midway thru the 4th made it a 6-point game. The Cards would get the ball back twice more but could not threaten. With 3:13 remaining, the Ravens faced a 3rd-n-11 at their own 44 when Jackson hit rookie WR Marquise Brown deep down the right sideline for a 41-yard game that iced the game.

### Scoring Drives

TEAM	QTR	TIME	SCORING PLAY	ARI	BAL
Ravens	1	08:06	M. Andrews: 27-yard pass from L. Jackson (J. Tucker kick) (7-94, 3:56)	0	7
Cardinals	1	02:18	Z. Gonzalez: 22-yard FG (7-53, 2:16)	3	7
Ravens	2	14:07	J. Tucker: 33-yard FG (9-60, 3:11)	3	10
Cardinals	2	08:31	Z. Gonzalez: 21-yard FG (13-83, 5:36)	6	10
Ravens	3	03:49	H. Hurst: 1-yard pass from L. Jackson (J. Tucker kick) (9-85, 4:42)	6	17
Cardinals	3	09:00	Z. Gonzalez: 21-yard FG (9-81, 3:48)	9	17
Ravens	4	14:56	J. Tucker: 28-yard FG (16-70, 9:04)	9	20
Cardinals	4	12:52	D. Johnson: 1-yard run (4-79, 2:04)	15	20
Ravens	4	08:56	J. Tucker: 51-yard FG (9-42, 3:56)	17	23

### Arizona Cardinals

PASSING	ATT	CP	YDS	SK/YD	TD	LG	INT	RTG
Kyler Murray	40	25	349	3/20	0	54	0	90.5
TOTAL	40	25	349	3/20	0	54	0	90.5
RUSHING	ATT	YDS	AVG			LG		TD
David Johnson	7	14	2.0			4		1
Kyler Murray	3	4	1.3			7		0
Chase Edmonds	1	2	2.0			2		0
TOTAL	11	20	1.8			7		1
RECEIVING	NO	YDS	AVG			LG		TD
Christian Kirk	6	114	19.0			34		0
Damiere Byrd	6	45	7.5			13		0
Larry Fitzgerald	5	104	20.8			54		0
Chase Edmonds	2	15	7.5			10		0
Michael Crabtree	2	13	6.5			9		0
Charles Clay	1	6	6.0			6		0
David Johnson	1	0	0.0			0		0
KeeSean Johnson	1	31	31.0			31		0
Maxx Williams	1	21	21.0			21		0
TOTAL	25	349	14.0			54		0
TOP DEFENSE	TOT	SOLO	AST	SCK		YDS		INT
Budda Baker	12	6	6	0.0		0.0		0
Jordan Hicks	12	10	2	0.0		0.0		0
D.J. Swearingen Sr.	10	8	2	0.0		0.0		0
FIELD GOALS			FGA/FGM					PERCENT
Zane Gonzalez			3-3					100.0
TOTAL			3-3					100.0

### Baltimore Ravens

PASSING	ATT	CP	YDS	SK/YD	TD	LG	INT	RTG
Lamar Jackson	37	24	272	2/14	2	41	0	104.8
TOTAL	37	24	272	2/14	2	41	0	104.8
RUSHING	ATT	YDS	AVG	LG	TD			
Lamar Jackson	16	120	7.5	19	0			
Mark Ingram	13	47	3.6	16	0			
Gus Edwards	3	11	3.7	4	0			
Justice Hill	1	4	4.0	4	0			
TOTAL	33	182	5.5	19	0			
RECEIVING	NO	YDS	AVG	LG	TD			
Mark Andrews	8	112	14.0	28	1			
Marquise Brown	8	86	10.8	41	0			
Mark Ingram	2	30	15.0	20	0			
Hayden Hurst	1	1	1.0	1t	1			
Justice Hill	1	10	10.0	10	0			
Miles Boykin	1	11	11.0	11	0			
Nick Boyle	1	14	14.0	14	0			
Patrick Ricard	1	3	3.0	3	0			
Willie Snead IV	1	5	5.0	5	0			
TOTAL	24	272	11.3	41	2			
TOP DEFENSE	TOT	SOLO	AST	SCK	YDS	INT		
Brandon Carr	7	6	1	1.0	7.0	0		
Marlon Humphrey	6	5	1	0.0	0.0	0		
Anthony Averett	4	4	0	0.0	0.0	0		
FIELD GOALS	FGA/FGM					PERCENT		
Justin Tucker	3-3					100.0		
TOTAL	3-3					100.0		

### Team Statistics

	Cardinals	Ravens
First Downs	15	26
Total Net Yards	349	440
Rushes/Net Yards	11/20	33/182
Net Passing	329	258
Pass Attempts/Completions	40/25	37/24
Had Intercepted	0	0
Sacked/Yards Lost	3/20	2/14
Punts/Average	5/53.4	3/43.0
Penalties/Yards	8/70	10/62
Fumbles/Lost	1/0	2/0
Possession Time	22:22	37:38





## WEEK 3

Carolina Panthers 38, Arizona Cardinals 20

60,104 ■ State Farm Stadium ■ Sep 22, 2019

Carolina Panthers	0	14	14	10	—	38
Arizona Cardinals	7	3	10	0	—	20

## Recap

Hosting the Panthers in week 3, the Cardinals took a 17-14 lead early in the 3rd quarter on a 3-yard TD catch & run by RB David Johnson. From there, though, Carolina outscored Arizona 24-3 on the strength of big plays, a pair of AZ turnovers and the right arm of young back-up QB Kyle Allen. The Scottsdale native and one-time college teammate of Cards starter Kyle Murray made his 2nd career start in place of Cam Newton and threw for 261 yards and 4 TDs. Two of the TD passes went to TE Greg Olsen while RB Christian McCaffrey ran for 153 yards and a score to pace the Panthers.

On the game's opening drive, Carolina reached the AZ15 where they faced a 3rd-n-5. Cards LB Chandler Jones came off the edge and strip-sacked Allen, forcing a fumble that he recovered himself at the CAR26. From there the AZ offense methodically moved 74 yards in 14 plays and Murray ended it with a 1-yard TD pass to Larry Fitzgerald. On that drive Murray completed 7 of 8 passes and ran 3 times for 28 yards. Carolina answered quickly. WR Curtis Samuel's 5-yard catch in the back of the end zone capped an 11-play, 75-yard drive and the game was tied at 7 early in the 2nd. Late in the quarter, the Cards advanced to the CAR18 and Zane Gonzalez's 34-yard FG made it 10-7 with 1:36 to go before halftime. That was more than enough time for Carolina. On the 3rd play of the next drive, Allen connected on a deep crossing pattern with WR D.J. Moore who turned it into a 52-yard score. The Cardinals nearly answered on the next snap from scrimmage when Murray appeared to hit Christian Kirk on a huge pass play down the deep middle but the WR could not hold on and the Panthers led 14-10 at intermission.

The Cards got the ball to open the 2nd half and took the lead on that possession; on 3rd-n-goal from the 3, Murray hit Johnson with a short pass that the RB muscled into the end zone to give AZ a 3-point lead. The Panthers again had an answer and ended a 7-play, 80-yard drive with Allen's 3-yard scoring pass to Olsen and that put Carolina back up 21-17. The Cards looked like they'd reclaim the lead when WR Trent Sherfield was wide open down the left sideline but he and Murray could not connect and a 47-yard Gonzalez FG trimmed the lead to 1. However, on the 2nd play of the next drive McCaffrey would burst thru the middle for a 76-yard TD run that made it 28-20. Things went from bad to worse for AZ two plays later when CB Donte Jackson picked off Murray and returned it to the AZ22. Another 3-yard Olsen TD catch followed and in the blink of an eye, the Panthers suddenly had a 15-point lead with 13:32 remaining. The Cardinals would get no closer and a 36-yard Joey Slye FG with 4:27 left provided the game's final points.

## Scoring Drives

TEAM	QTR	TIME	SCORING PLAY	CAR	ARI
Cardinals	1	04:30	L. Fitzgerald: 1-yard pass from K. Murray (Z. Gonzalez kick) (14-74, 6:17)	0	7
Panthers	2	14:09	C. Samuel: 5-yard pass from K. Allen (J. Slye kick) (11-75, 5:21)	7	7
Cardinals	2	01:36	Z. Gonzalez: 34-yard FG (15-53, 5:58)	7	10
Panthers	2	00:49	D. Moore: 52-yard pass from K. Allen (J. Slye kick) (3-75, 0:47)	14	10
Cardinals	3	11:20	D. Johnson: 3-yard pass from K. Murray (Z. Gonzalez kick) (9-75, 3:40)	14	17
Panthers	3	07:44	G. Olsen: 3-yard pass from K. Allen (J. Slye kick) (7-80, 3:36)	21	17
Cardinals	3	02:47	Z. Gonzalez: 47-yard FG (12-49, 4:50)	21	20
Panthers	3	01:53	C. McCaffrey: 76-yard run (J. Slye kick) (2-84, 0:54)	28	20
Panthers	4	13:32	G. Olsen: 3-yard pass from K. Allen (J. Slye kick) (6-22, 2:42)	35	20
Panthers	4	04:27	J. Slye: 36-yard FG (4-4, 0:18)	38	20

## Carolina Panthers

PASSING	ATT	CP	YDS	SK/YD	TD	LG	INT	RTG
Kyle Allen	26	19	261	2/21	4	52	0	144.4
<b>TOTAL</b>	<b>26</b>	<b>19</b>	<b>261</b>	<b>2/21</b>	<b>4</b>	<b>52</b>	<b>0</b>	<b>144.4</b>

RUSHING	ATT	YDS	AVG	LG	TD
Christian McCaffrey	24	153	6.4	76t	1
D.J. Moore	1	12	12.0	12	0
Reggie Bonafon	2	5	2.5	4	0
Alex Armah	1	4	4.0	4	0
Kyle Allen	3	-1	-0.3	1	0
<b>TOTAL</b>	<b>31</b>	<b>173</b>	<b>5.6</b>	<b>76</b>	<b>1</b>

RECEIVING	NO	YDS	AVG	LG	TD
Greg Olsen	6	75	12.5	20	2
Curtis Samuel	5	53	10.6	15	1
Christian McCaffrey	3	35	11.7	18	0
Jarius Wright	2	38	19.0	33	0
Alex Armah	1	2	2.0	2	0
Chris Hogan	1	6	6.0	6	0
D.J. Moore	1	52	52.0	52t	1
<b>TOTAL</b>	<b>19</b>	<b>261</b>	<b>13.7</b>	<b>52</b>	<b>4</b>

TOP DEFENSE	TOT	SOLO	AST	SCK	YDS	INT
Shaq Thompson	11	9	2	1.0	4.0	0
Luke Kuechly	10	8	2	0.0	0.0	0
Eric Reid	6	6	0	1.0	1.0	0

FIELD GOALS	FGA/FGM	PERCENT
Joey Slye	1-1	100.0
<b>TOTAL</b>	<b>1-1</b>	<b>100.0</b>

## Arizona Cardinals

PASSING	ATT	CP	YDS	SK/YD	TD	LG	INT	RTG
Kyle Murray	43	30	173	8/46	2	23	2	73.1
<b>TOTAL</b>	<b>43</b>	<b>30</b>	<b>173</b>	<b>8/46</b>	<b>2</b>	<b>23</b>	<b>2</b>	<b>73.1</b>

RUSHING	ATT	YDS	AVG	LG	TD
Kyle Murray	8	69	8.6	20	0
David Johnson	11	37	3.4	15	0
Chase Edmonds	3	15	5.0	8	0
<b>TOTAL</b>	<b>22</b>	<b>121</b>	<b>5.5</b>	<b>20</b>	<b>0</b>

RECEIVING	NO	YDS	AVG	LG	TD
Christian Kirk	10	59	5.9	13	0
David Johnson	6	28	4.7	17	0
Larry Fitzgerald	5	36	7.2	23	1
KeeSean Johnson	3	13	4.3	5	0
Damiere Byrd	2	9	4.5	11	0
Michael Crabtree	2	9	4.5	6	0
Charles Clay	1	9	9.0	9	0
Chase Edmonds	1	10	10.0	10	0
<b>TOTAL</b>	<b>30</b>	<b>173</b>	<b>5.8</b>	<b>23</b>	<b>2</b>

TOP DEFENSE	TOT	SOLO	AST	SCK	YDS	INT
Haason Reddick	11	8	3	0.0	0.0	0
Jordan Hicks	11	7	4	0.0	0.0	0
Budda Baker	6	4	2	0.0	0.0	0

FIELD GOALS	FGA/FGM	PERCENT
Zane Gonzalez	2-2	100.0
<b>TOTAL</b>	<b>2-2</b>	<b>100.0</b>

## Team Statistics

## Panthers

## Cardinals

First Downs	21	21
Total Net Yards	413	248
Rushes/Net Yards	31/173	22/121
Net Passing	240	127
Pass Attempts/Completions	26/19	43/30
Had Intercepted	0	2
Sacked/Yards Lost	2/21	8/46
Punts/Average	3/48.3	5/42.4
Penalties/Yards	3/35	7/52
Fumbles/Lost	2/1	0/0
Possession Time	28:16	31:44



# CARDINALS GAME SUMMARIES



**WEEK 4**  
**Seattle Seahawks 27, Arizona Cardinals 10**  
**60,500 ■ State Farm Stadium ■ Sep 29, 2019**



**Seattle Seahawks ..... 10 10 0 7 — 27**  
**Arizona Cardinals ..... 0 3 0 7 — 10**

## Recap

In a week 4 match-up that was the 1st divisional contest for each team, the Cardinals hosted the Seahawks at State Farm Stadium. The game was nearly even in most statistical categories including 1st downs (21-20), offensive plays (59-59) rushing yards (115-115) and passing yards (225-206). But in the only category that counts, Seattle outscored the Cards 27-10 by capitalizing on its big plays and scoring opportunities while the Cards did not. With the victory, the Seahawks improved to 3-1 while Arizona fell to 0-3-1.

RB David Johnson led the Cardinals with 139 total yards from scrimmage, including 99 receiving yards on 8 catches. With his 5 receptions, WR Larry Fitzgerald moved passed TE Tony Gonzalez into 2nd place on the NFL's all-time receptions list behind only Jerry Rice.

Arizona got the ball to open the game and advanced to the Seattle 25 on that possession but came away with no points when Zane Gonzalez was wide on his 43-yard FG try. It was his first miss of the year after starting the season 9-for-9 on FGs. The Seahawks then moved 52 yards in 10 plays to the AZ15 but their drive stalled there and Jason Myers' 33-yard kick made it 3-0. Two plays later the lead instantly grew to 10-0 when Seahawks DE Jadeveon Clowney snared Kyle Murray's screen pass attempt to David Johnson near the line of scrimmage and returned it 27 yards for a TD. On the next AZ drive, Murray & Johnson did connect, this time on a short pass that the RB took that 31 yards down the middle of the field. It led to a 33-yard Gonzalez FG that made it 10-3. But Seattle would push it to 17-3 on the next series when consecutive Russell Wilson passes picked up 32 & 28 yards and his 9-yard TD toss to TE Will Dissly capped the drive. The Cards were in position to answer on their next series when they reached the SEA30 but another FG miss – this one from 48 – kept the Seahawks lead at 14. A short Myers FG (24) in the closing seconds of the half made it 20-7 at intermission.

The AZ defense forced punts on all 3 Seattle possessions in the 3rd quarter and when Murray capped an 8-play, 80-yard drive with his 1st career rushing TD (9 yards), the score was 20-10 with 10:21 remaining. However, SEA would chew off most of that time on its next drive. It covered 75 yards in 15 plays and consumed 8:08. The possession was aided by a pair of AZ personal fouls and ended with a 9-yard C.J. Prosise TD run that made the final score 27-10.

## Scoring Drives

TEAM	QTR	TIME	SCORING PLAY	SEA	ARI
Seahawks	1	04:59	J. Myers: 33-yard FG (11-52, 4:44)	3	0
Seahawks	1	04:15	J. Clowney: 27-yard interception return (J. Myers kick)	10	0
Cardinals	2	13:49	Z. Gonzalez: 33-yard FG (12-60, 5:26)	10	3
Seahawks	2	10:48	W. Dissly: 9-yard pass from R. Wilson (J. Myers kick) (6-75, 3:01)	17	3
Seahawks	00:17	00:17	J. Myers: 24-yard FG (10-50, 3:53)	20	3
Cardinals	4	10:21	K. Murray: 9-yard run (Z. Gonzalez kick) (8-80, 3:11)	20	10
Seahawks	4	02:13	C. Prosise: 9-yard run (J. Myers kick) (15-75, 8:08)	27	10

## Seattle Seahawks

PASSING	ATT	CP	YDS	SK/YD	TD	LG	INT	RTG
Russell Wilson	28	22	240	4/15	1	32	0	114.3
TOTAL	28	22	240	4/15	1	32	0	114.3
RUSHING	ATT	YDS	AVG	LG	TD			
Chris Carson	22	104	4.7	12	0			
Russell Wilson	2	7	3.5	5	0			
C.J. Prosise	3	4	1.3	9t	1			
TOTAL	27	115	4.3	12	1			
RECEIVING	NO	YDS	AVG	LG	TD			
Will Dissly	7	57	8.1	17	1			
Chris Carson	4	41	10.3	17	0			
Tyler Lockett	4	51	12.8	28	0			
Jaron Brown	3	50	16.7	32	0			
Luke Willson	2	26	13.0	17	0			
DK Metcalf	1	6	6.0	6	0			
David Moore	1	9	9.0	9	0			
TOTAL	22	240	10.9	32	1			
TOP DEFENSE	TOT	SOLO	AST	SCK	YDS	INT		
Bobby Wagner	11	6	5	0.0	0.0	0		
K.J. Wright	7	2	5	0.0	0.0	0		
Shaquill Griffin	7	3	4	0.0	0.0	0		
FIELD GOALS	FGA/FGM	PERCENT						
Jason Myers	2-2	100.0						
TOTAL	2-2	100.0						

## Arizona Cardinals

PASSING	ATT	CP	YDS	SK/YD	TD	LG	INT	RTG
Kyler Murray	32	22	241	4/35	0	31	1	77.7
TOTAL	32	22	241	4/35	0	31	1	77.7
RUSHING	ATT	YDS	AVG	LG	TD			
David Johnson	11	40	3.6	14	0			
Chase Edmonds	6	37	6.2	10	0			
Kyler Murray	4	27	6.8	15	1			
Christian Kirk	1	6	6.0	6	0			
Andy Isabella	1	5	5.0	5	0			
TOTAL	23	115	5.0	15	1			
RECEIVING	NO	YDS	AVG	LG	TD			
David Johnson	8	99	12.4	31	0			
Larry Fitzgerald	5	47	9.4	15	0			
Christian Kirk	4	37	9.3	18	0			
KeeSean Johnson	2	19	9.5	11	0			
Charles Clay	1	3	3.0	3	0			
Maxx Williams	1	21	21.0	21	0			
Trent Sherfield	1	15	15.0	15	0			
TOTAL	22	241	11.0	31	0			
TOP DEFENSE	TOT	SOLO	AST	SCK	YDS	INT		
Jordan Hicks	12	10	2	0.5	2.5	0		
D.J. Swearingin Sr.	8	6	2	0.0	0.0	0		
Haason Reddick	8	5	3	1.0	0.0	0		
FIELD GOALS	FGA/FGM						PERCENT	
Zane Gonzalez	3-1						33.3	
TOTAL	3-1						33.3	

## Team Statistics

## Seahawks

## Cardinals

First Downs	21	20
Total Net Yards	340	321
Rushes/Net Yards	27/115	23/115
Net Passing	225	206
Pass Attempts/Completions	28/22	32/22
Had Intercepted	0	1
Sacked/Yards Lost	4/15	4/35
Punts/Average	4/42.8	3/47.0
Penalties/Yards	7/65	7/44
Fumbles/Lost	3/0	0/0
Possession Time	33:24	26:36





## WEEK 5

Arizona Cardinals 26, Cincinnati Bengals 23

46,012 ■ Paul Brown Stadium ■ Oct 6, 2019



Arizona Cardinals .....	7	6	0	13	—	26
Cincinnati Bengals .....	3	3	3	14	—	23

The Cards offense amassed 514 total yards, its most since 2015, and gained 266 rushing yards, the most since 2011. QB Kyle Murray led the way with 93 rushing yards (10 attempts), the 3rd-highest total ever by a Cardinals QB and the most since 1958. Arizona would need every single one of them to earn a hard-fought 26-23 walk-off victory in Cincinnati. RB Chase Edmonds' 37-yard TD scamper down the left sideline put the Cards up 23-9 with 7:13 to play. But the Bengals, who had been held out of the end zone all game, mounted back-to-back TD drives and tied the contest at 23 with exactly 2:00 remaining. That was just enough time for Murray to lead the Cardinals down the field and set-up Zane Gonzalez's 31-yard FG that sailed thru the uprights as time expired. The win improved AZ to 1-3-1 on the season while Cincy fell to 0-5. It came just 4 days after the passing of long-time Cards owner Bill Bidwill and was also the first win for 1st-year head coach Kliff Kingsbury; both occasions were marked with game ball presentations in the post-game locker room.

The Bengals opened the game's scoring on their 1st offensive possession, moving 65 yards in 12 plays but came away with just 3 points via a 23-yard Randy Bullock FG. RB Joe Mixon ran 8 times for 60 yards on that drive but the rest of the game would be limited to just 33 yards on 11 rushes. The Cards answered with a lengthy drive of their own that penetrated deep into Bengals territory. Looking at 4th-n-2 from the 6, Kingsbury opted to go for it and Murray validated his faith by taking it 6 yards off the left side for a TD. Up 7-3, AZ had a chance for more its next possession but it stalled at the 19 and Gonzalez was wide right from 37 yards. Later in the 2nd quarter, he was true from 23, capping a 12-play, 75-yard AZ drive and the Cards were up 10-3. Brandon Wilson returned the ensuing kickoff 52 yards to midfield and that set-up a 48-yard Bullock FG that made it 10-6. In the closing seconds of the 1st half, AZ reached the Cincy 1-yard line but got no closer and Gonzalez's 20-yarder made it 13-6 at intermission.

Bullock provided the only points of the 3rd quarter when his 23-yarder midway thru made it 13-9. On the Bengals next possession, they faced a 4th-n-1 at their own 42 and went for it but the Cards D stopped Andy Dalton at the line of scrimmage to turn it over on downs. Three plays later, the Cards had a 3rd-n-7 at the 39 when Murray lofted it down the middle and Pharoah Cooper made a diving catch for a 28-yard gain to 11. That led to another short Gonzalez FG, this one from 22 that made it 16-9 early in the 4th. After a Bengals punt, the Cards moved to the CIN37 on a 17-yard completion to David Johnson. On the next play, Edmonds ran it around the left end for the TD that gave AZ a 14-point lead midway thru the 4th. The Bengals would not go away. Dalton led them 79 yards in 10 plays and threw a 2-yard TD toss to Auden Tate, trimming the deficit to 7. After a 3-n-out by the Cards, CIN took over at its 19 with 3:41 left. A 29-yard completion to Tyler Boyd moved it to the 48. After back-to-back runs gained 10, Dalton hit Boyd for a 42-yard TD crossing the deep middle to tie it. AZ's offense then rose to the occasion. After an 8-yard Johnson run on the 1st play, the RB hauled in a 24-yard pass from Murray, tight-roping the sideline in front of the Cincy bench. A play later Murray scrambled 24 yards to the 15 and a play after that, Gonzalez nailed the game winner from 31.

## Scoring Drives

TEAM	QTR	TIME	SCORING PLAY	ARI	CIN
Bengals	1	08:28	R. Bullock: 23-yard FG (12-65, 5:39)	0	3
Cardinals	1	03:40	K. Murray: 6-yard run (Z. Gonzalez kick) (9-68, 4:48)	7	3
Cardinals	2	05:09	Z. Gonzalez: 23-yard FG (12-75, 5:01)	10	3
Bengals	2	03:27	R. Bullock: 48-yard FG (5-20, 1:42)	10	6
Cardinals	2	00:00	Z. Gonzalez: 20-yard FG (12-73, 3:27)	13	6
Bengals	3	08:34	R. Bullock: 23-yard FG (15-70, 6:26)	13	9
Cardinals	4	13:25	Z. Gonzalez: 22-yard FG (7-38, 3:12)	16	9
Cardinals	4	07:13	C. Edmonds: 37-yard run (Z. Gonzalez kick) (6-78, 3:08)	23	9
Bengals	4	04:08	A. Tate: 2-yard pass from A. Dalton (R. Bullock kick) (10-79, 3:05)	23	16
Bengals	4	02:00	T. Boyd: 42-yard pass from A. Dalton (R. Bullock kick) (4-81, 1:41)	23	23
Cardinals	4	00:00	Z. Gonzalez: 31-yard FG (6-62, 2:00)	26	23

## Arizona Cardinals

PASSING	ATT	CP	YDS	SK/YD	TD	LG	INT	RTG
Kyle Murray	32	20	253	1/5	0	28	0	87.1
TOTAL	32	20	253	1/5	0	28	0	87.1
RUSHING	ATT	YDS	AVG	LG	TD			
Kyle Murray	10	93	9.3	24	1			
David Johnson	17	91	5.4	17	0			
Chase Edmonds	8	68	8.5	37t	1			
Andy Isabella	2	11	5.5	6	0			
KeeSean Johnson	1	3	3.0	3	0			
TOTAL	38	266	7.0	37	2			
RECEIVING	NO	YDS	AVG	LG	TD			
Larry Fitzgerald	6	58	9.7	17	0			
Chase Edmonds	3	18	6.0	8	0			
David Johnson	3	65	21.7	24	0			
KeeSean Johnson	3	22	7.3	9	0			
Pharoah Cooper	2	33	16.5	28	0			
Charles Clay	1	27	27.0	27	0			
Maxx Williams	1	7	7.0	7	0			
Trent Sherfield	1	23	23.0	23	0			
TOTAL	20	253	12.7	28	0			
TOP DEFENSE	TOT	SOLO	AST	SCK	YDS	INT		
Byron Murphy Jr.	9	8	1	0.0	0.0	0		
Jalen Thompson	8	5	3	0.0	0.0	0		
Jonathan Bullard	8	6	2	0.0	0.0	0		
FIELD GOALS	FGA/FGM	PERCENT						
Zane Gonzalez	5-4	80.0						
TOTAL	5-4	80.0						

## Cincinnati Bengals

PASSING	ATT	CP	YDS	SK/YD	TD	LG	INT	RTG
Andy Dalton	38	27	262	1/0	2	42	0	107.6
TOTAL	38	27	262	1/0	2	42	0	107.6
RUSHING	ATT	YDS	AVG	LG	TD			
Joe Mixon	19	93	4.9					
Giovani Bernard	2	10	5.0	18	0			
Andy Dalton	2	5	2.5	5	0			
TOTAL	23	108	4.7			18		0
RECEIVING	NO	YDS	AVG	LG	TD			
Tyler Boyd	10	123	12.3	42t	1			
Damion Willis	4	38	9.5	12	0			
Auden Tate	3	26	8.7	15	1			
Giovani Bernard	3	16	5.3	7	0			
C.J. Uzomah	2	16	8.0	8	0			
Tyler Eifert	2	14	7.0	7	0			
Alex Erickson	1	7	7.0	7	0			
Joe Mixon	1	16	16.0	16	0			
Stanley Morgan	1	6	6.0	6	0			
TOTAL	27	262	9.7	42	2			
TOP DEFENSE	TOT	SOLO	AST	SCK	YDS	INT		
Nick Vigil	13	6	7	0.0	0.0	0		
Shawn Williams	13	11	2	0.0	0.0	0		
Dre Kirkpatrick	8	6	2	0.0	0.0	0		
FIELD GOALS	FGA/FGM			PERCENT				
Randy Bullock	3-3			100.0				
TOTAL	3-3			100.0				

## Team Statistics

First Downs	26
Total Net Yards	514
Rushes/Net Yards	38/266
Net Passing	248
Pass Attempts/Completions	32/20
Had Intercepted	0
Sacked/Yards Lost	1/5
Punts/Average	3/50.0
Penalties/Yards	12/96
Fumbles/Lost	0/0
Possession Time	31:03

## Cardinals

First Downs	21
Total Net Yards	370
Rushes/Net Yards	23/108
Net Passing	262
Pass Attempts/Completions	38/27
Had Intercepted	0
Sacked/Yards Lost	1/0
Punts/Average	3/49.0
Penalties/Yards	7/60
Fumbles/Lost	1/0
Possession Time	28:57

## Bengals



WEEK 6

Atlanta Falcons 33, Arizona Cardinals 34

60,140 State Farm Stadium Oct 13, 2019



Atlanta Falcons	7	3	10	13	—	33
Arizona Cardinals	3	17	7	7	—	34

The Cardinals offense scored on its first 5 possessions of the game (3 TDs, 2 FGs) for the first time since 2009 and held a 27-10 lead early in the 3rd quarter. However, the visiting Falcons would catch fire and comeback with 23 points in the 2nd half of a back-n-forth affair that would come down to the wire. Cards RB David Johnson scored his 2nd TD of the game with a diving catch of a Kyler Murray pass in the end zone that put AZ up 34-27 with 5:12 remaining. ATL QB Matt Ryan quickly led the Falcons down the field and with 1:53 remaining tossed a 12-yard scoring pass to RB Devonta Freeman; however on the pivotal game-tying PAT, veteran Matt Bryant missed it to the left. Needing one 1st down to salt the game away, Murray ran for exactly 5 on 3rd-n-5 to win the game. The rookie signal-caller was sharp all afternoon, completing 27 of 37 passes for 340 yards with 3 TDs, no INTs and no sacks while finishing with a 128.2 passer rating. The win was Arizona's 2nd straight and improved the Cards to 2-3-1 on the season. For the Falcons, it was their 4th straight loss and dropped them to 1-5.

Atlanta opened the scoring on the game's 1st series when Ryan's 9-yard TD pass to WR Calvin Ridley capped a 10-play, 80-yard drive. The Cards answered with a 39-yard Zane Gonzalez FG and then took the lead on their next possession. Murray hit WR Damiere Byrd with a 58-yard bomb to the 1 and 2 plays later, he found RB Chase Edmonds for a TD. A 9-yard sack by Corey Peters and Rodney Gunter on 3rd down sent the Falcons 3-n-out and the Cards moved quickly. On 3 consecutive plays AZ moved to the 1 thanks to a 17-yard Johnson run, a 30-yard Johnson catch-n-run, and a short pass to Edmonds that picked up 31. From there Johnson punched it in from a yard away to make it 17-7. A 29-yard Bryant FG made it 17-10 but just before intermission, Gonzalez pushed the lead back to 10 with his 22-yard FG, making it 20-10 at halftime.

The Cards got the ball to open the 2nd half and advanced to the ATL35 where they faced a 4th-n-2. Opting to go for it, TE Charles Clay moved the chains on a 6-yard catch. Two plays later, his fellow TE Maxx Williams caught a cross-field pass from Murray that he took for a TD. Down 27-10, Atlanta started its comeback. A 44-yard Bryant FG was followed by a 93-yard scoring drive that ended when Freeman & Ryan connected on a 7-yard TD pass that made it 27-20 with 1:02 left in the 3rd. After an AZ punt, Ryan moved the Falcons 83 yards in 8 plays and found TE Austin Hooper with a 6-yard game-tying TD. After the teams traded punts, the Cardinals advanced deep into ATL territory and faced a 3rd-n-5 at the 14. Murray lofted a pass into the end zone in Johnson's direction and despite being interfered with, the RB made an incredible diving grab to put AZ up 34-27. The Falcons were not done. Ryan led them 75 yards in 7 plays and again found Freeman for a TD. But this time Bryant did not add the PAT and the Cards still led by 1 with 1:53 remaining. Because ATL had 2 timeouts, one AZ 1st down would be enough to end the game. On 3rd-n-5, Murray kept it around the right end and the spot gave the Cards the pivotal 1st down.

Scoring Drives

TEAM	QTR	TIME	SCORING PLAY	ATL	ARI
Falcons	1	09:23	C. Ridley: 9-yard pass from M. Ryan (M. Bryant kick) (10-80, 5:37)	7	0
Cardinals	1	05:41	Z. Gonzalez: 39-yard FG (9-57, 3:42)	7	3
Cardinals	2	13:02	C. Edmonds: 2-yard pass from K. Murray (Z. Gonzalez kick) (9-86, 4:52)	7	10
Cardinals	2	09:02	D. Johnson: 1-yard run (Z. Gonzalez kick) (4-79, 1:52)	7	17
Falcons	2	03:37	M. Bryant: 29-yard FG (11-64, 5:25)	10	17
Cardinals	2	00:04	Z. Gonzalez: 22-yard FG (15-71, 3:33)	10	20
Cardinals	3	11:25	M. Williams: 20-yard pass from K. Murray (Z. Gonzalez kick) (9-64, 3:35)	10	27
Falcons	3	07:46	M. Bryant: 44-yard FG (8-49, 3:39)	13	27
Falcons	3	01:02	D. Freeman: 7-yard pass from M. Ryan (M. Bryant kick) (10-93, 4:34)	20	27
Falcons	4	10:50	A. Hooper: 6-yard pass from M. Ryan (M. Bryant kick) (8-83, 3:12)	27	27
Cardinals	4	05:12	D. Johnson: 14-yard pass from K. Murray (Z. Gonzalez kick) (5-45, 2:00)	27	34
Falcons	4	01:53	D. Freeman: 12-yard pass from M. Ryan (kick failed) (7-75, 3:19)	33	34

Atlanta Falcons

PASSING	ATT	CP	YDS	SK/YD	TD	LG	INT	RTG
Matt Ryan	36	30	356	2/15	4	30	0	144.9
TOTAL	36	30	356	2/15	4	30	0	144.9
RUSHING	ATT	YDS	AVG	LG	TD			
Devonta Freeman	19	88	4.6	15	0			
Matt Ryan	2	7	3.5	6	0			
Ito Smith	3	6	2.0	3	0			
Keith Smith	1	2	2.0	2	0			
TOTAL	25	103	4.1	15	0			
RECEIVING	NO	YDS	AVG	LG	TD			
Austin Hooper	8	117	14.6	30	1			
Julio Jones	8	108	13.5	22	0			
Calvin Ridley	4	48	12.0	23	1			
Devonta Freeman	3	30	10.0	12t	2			
Mohamed Sanu	3	29	9.7	15	0			
Jaeden Graham	1	21	21.0	21	0			
Kaleb McGary	1	-3	-3.0	-3	0			
Luke Stocker	1	0	0.0	0	0			
Russell Gage	1	6	6.0	6	0			
TOTAL	30	356	11.9	30	4			
TOP DEFENSE	TOT	SOLO	AST	SCK	YDS	INT		
DeVondre Campbell	9	8	1	0.0	0.0	0		
Deion Jones	6	5	1	0.0	0.0	0		
Grady Jarrett	6	2	4	0.0	0.0	0		
FIELD GOALS	FGA/FGM					PERCENT		
Matt Bryant	2-2					100.0		
TOTAL	2-2					100.0		

Arizona Cardinals

PASSING	ATT	CP	YDS	SK/YD	TD	LG	INT	RTG
Kyler Murray	37	27	340	0/0	3	58	0	128.2
TOTAL	37	27	340	0/0	3	58	0	128.2
RUSHING	ATT	YDS	AVG	LG	TD			
Chase Edmonds	5	34	6.8	15	0			
David Johnson	12	34	2.8	17	1			
Kyler Murray	11	32	2.9	14	0			
Pharoah Cooper	1	2	2.0	2	0			
TOTAL	29	102	3.5	17	1			
RECEIVING	NO	YDS	AVG	LG	TD			
David Johnson	6	68	11.3	30	1			
Larry Fitzgerald	6	69	11.5	22	0			
Maxx Williams	3	34	11.3	20t	1			
Pharoah Cooper	3	16	5.3	7	0			
Charles Clay	2	8	4.0	6	0			
Chase Edmonds	2	33	16.5	31	1			
Damiere Byrd	2	60	30.0	58	0			
KeeSean Johnson	2	14	7.0	7	0			
Trent Sherfield	1	38	38.0	38	0			
TOTAL	27	340	12.6	58	3			
TOP DEFENSE	TOT	SOLO	AST	SCK	YDS	INT		
Haason Reddick	9	6	3	0.0	0.0	0		
Jordan Hicks	9	6	3	0.0	0.0	0		
Budda Baker	8	6	2	0.0	0.0	0		
FIELD GOALS	FGA/FGM						PERCENT	
Zane Gonzalez	2-2						100.0	
TOTAL	2-2						100.0	

Team Statistics

	Falcons	Cardinals
First Downs	31	24
Total Net Yards	444	442
Rushes/Net Yards	25/103	29/102
Net Passing	341	340
Pass Attempts/Completions	36/30	37/27
Had Intercepted	0	0
Sacked/Yards Lost	2/15	0/0
Punts/Average	3/43.3	3/52.0
Penalties/Yards	8/72	8/57
Fumbles/Lost	1/0	0/0
Possession Time	32:47	27:13



# CARDINALS GAME SUMMARIES



## WEEK 7 Arizona Cardinals 27, New York Giants 21 73,577 MetLife Stadium Oct 20, 2019



Arizona Cardinals	14	3	7	3	—	27
New York Giants	0	14	0	7	—	21

On a dreary, drizzly Sunday afternoon at the Meadowlands, the Cardinals extended their win streak to 3 games and improved to 3-3-1 on the season with a 27-21 road win over the Giants. Second-year RB Chase Edmonds saw the most extensive action of his young career, carrying the load due to a David Johnson ankle injury, and he was exceptional. Playing just 18 miles from the Fordham campus where he starred in college, Edmonds ran for 126 yards and 3 TDs, both career bests. The defense was buoyed by the return of all-pro CB Patrick Peterson from a 6-game suspension and led by star LB Chandler Jones whose career-high 4 sacks were all game-altering. In all, AZ dropped NYG rookie QB 8 times, including 7 in the 2nd half and 3 that forced fumbles.

Despite the early east coast start, the Cards started out on fire. On the game's opening series, QB Kyle Murray was 7-7 passing for 46 yards as AZ moved 75 yards in 13 plays; along the way they converted three 3rd downs and a 4th down. Edmonds capped the drive with his 20-yard TD run around the left side. It was the 1st of 3 scoring runs of 20+ yards for Edmonds – something accomplished just 5 other times in NFL history. On the ensuing NYG drive, Chandler Jones' 1st sack backed the Giants into a 3rd-n-13 and was followed by AZ's 1st INT of the year, this one courtesy of LB Jordan Hicks that set the offense up at the NY32. Two Edmonds runs moved it to the 20 and from there he took a delayed handoff and ran up the middle for a score that made it 14-0. Zane Gonzalez's 47-yard FG early in the 2nd extended the lead to 17-0 but the Giants would soon storm back. Their next drive went 79 yards in 4 plays and ended with Jones' 28-yard pass to TE Rhett Ellison. Three snaps later, a lengthy sack on 3rd down forced the Cards to punt from deep in their own end zone; it was blocked by NYG S Michael Thomas and recovered by RB Eli Penny for a TD that pulled the Giants to within 3 with 9:52 left in the half. Just before intermission, NY was driving and had reached the AZ37 but a hold backed them up and the half ended with the Cards leading 17-14.

Midway thru the 3rd, the Giants were again at the AZ37 and trailing by just 3. But on 2nd-n-8 from there, Chandler Jones again got to Daniel Jones, forcing a fumble that he recovered himself at the AZ49. An 11-yard Murray scramble and late hit moved it to the NY22 and from there Edmonds again raced around the left end for his 3rd TD of the day. Down 10 late in the 3rd, NY was again on the move and reached the AZ25. But another Jones sack helped stall the drive and Aldrick Rosas' 37-yard FG try bounced off the right upright. Midway thru the 4th, the Giants capped an 8-play, 82-yard drive with a 7-yard TD run from Saquon Barkley who returned to the lineup after a 3-game absence caused by an ankle injury. Trailing by just 3, NY would get the ball back at its own 25 with 4:23 remaining. They picked up 13 yards on a 1st down completion but on the next play, Jones' 4th sack of the game resulted in a big 8-yard loss. After Barkley picked up just 3 on a 3rd-n-18 draw, NY went for it on 4th-n-15 at its own 33 with 2:35 remaining. Coming untouched on a corner blitz, Peterson leveled Jones forcing a fumble that LB Haason Reddick recovered at the NY17. Three runs forced NY to exhaust its remaining timeouts and Gonzalez's 35-yard FG made it 27-21 with 2:09 left. Sacks by LBs Terrell Suggs and Brooks Reed on the next possession effectively ended the game.

### Scoring Drives

TEAM	QTR	TIME	SCORING PLAY	ARI	NYG
Cardinals	1	08:14	C. Edmonds: 20-yard run (Z. Gonzalez kick) (13-75, 6:46)	7	0
Cardinals	1	04:15	C. Edmonds: 20-yard run (Z. Gonzalez kick) (3-32, 1:23)	14	0
Cardinals	2	13:30	Z. Gonzalez: 47-yard FG (9-54, 4:29)	17	0
Giants	2	11:28	R. Ellison: 28-yard pass from D. Jones (A. Rosas kick) (4-79, 2:02)	17	7
Giants	2	09:52	(9:59) (Punt formation) A. Lee punt is BLOCKED by M. Thomas, Center-A. Brewer, RECOVERED by NYG-E. Penny at ARZ -9. TOUCHDOWN. (A. Rosas kick)	17	14
Cardinals	3	06:05	C. Edmonds: 22-yard run (Z. Gonzalez kick) (3-51, 1:21)	24	14
Giants	4	08:13	S. Barkley: 7-yard run (A. Rosas kick) (8-82, 4:44)	24	21
Cardinals	4	02:09	Z. Gonzalez: 35-yard FG (4-0, 0:19)	27	21

### Arizona Cardinals

PASSING	ATT	CP	YDS	SK/YD	TD	LG	INT	RTG
Kyle Murray	21	14	104	2/15	0	12	0	78.3
TOTAL	21	14	104	2/15	0	12	0	78.3
RUSHING	ATT	YDS	AVG			LG		TD
Chase Edmonds	27	126	4.7			22t		3
Kyle Murray	10	28	2.8			11		0
David Johnson	1	2	2.0			2		0
TOTAL	38	156	4.1			22		3
RECEIVING	NO	YDS	AVG			LG		TD
Pharoah Cooper	4	29	7.3			10		0
Andy Isabella	2	8	4.0			5		0
Chase Edmonds	2	24	12.0			12		0
Charles Clay	1	12	12.0			12		0
Damiere Byrd	1	4	4.0			4		0
KeeSean Johnson	1	6	6.0			6		0
Larry Fitzgerald	1	12	12.0			12		0
Maxx Williams	1	5	5.0			5		0
Trent Sherfield	1	4	4.0			4		0
TOTAL	14	104	7.4			12		0
TOP DEFENSE	TOT	SOLO	AST	SCK		YDS		INT
Budda Baker	9	7	2	0.0		0.0		0
Jordan Hicks	8	5	3	0.0		0.0		1
Patrick Peterson	7	7	0	1.0		13.0		0
FIELD GOALS			FGA/FGM					PERCENT
Zane Gonzalez			2-2					100.0
TOTAL			2-2					100.0

### New York Giants

PASSING	ATT	CP	YDS	SK/YD	TD	LG	INT	RTG	
Daniel Jones	35	22	223	8/67	1	28	1	78.6	
TOTAL	35	22	223	8/67	1	28	1	78.6	
RUSHING	ATT		YDS		AVG		LG	TD	
Saquon Barkley	18		72		4.0		20	1	
Daniel Jones	4		35		8.8		11	0	
TOTAL	22		107		4.9		20	1	
RECEIVING	NO		YDS		AVG		LG	TD	
Golden Tate	6		80		13.3		20	0	
Bennie Fowler III	4		35		8.8		13	0	
Cody Latimer	4		33		8.3		13	0	
Saquon Barkley	3		8		2.7		10	0	
Darius Slayton	2		28		14.0		20	0	
Rhett Ellison	2		33		16.5		28t	1	
Evan Engram	1		6		6.0		6	0	
TOTAL	22		223		10.1		28	1	
TOP DEFENSE	TOT		SOLO		AST		SCK	YDS	INT
Antoine Bethea	9		5		4		0.0	0.0	0
Alec Ogletree	8		3		5		0.0	0.0	0
Jabrill Peppers	8		4		4		0.0	0.0	0
FIELD GOALS				FGA/FGM					PERCENT
Aldrick Rosas				1-0					0.0
TOTAL				1-0					0

### Team Statistics

	Cardinals	Giants
First Downs	18	21
Total Net Yards	245	263
Rushes/Net Yards	38/156	22/107
Net Passing	89	156
Pass Attempts/Completions	21/14	35/22
Had Intercepted	0	1
Sacked/Yards Lost	2/15	8/67
Punts/Average	5/33.8	3/37.3
Penalties/Yards	10/85	6/75
Fumbles/Lost	0/0	3/2
Possession Time	29:59	30:01



# CARDINALS TEAM STATS

## WON 3, LOST 3, TIED 1

09/08	T	27-27	Detroit	60,687
09/15	L	17-23	at Baltimore	70,126
09/22	L	20-38	Carolina	60,104
09/29	L	10-27	Seattle	60,500
10/06	W	26-23	at Cincinnati	46,012
10/13	W	34-33	Atlanta	60,140
10/20	W	27-21	at N.Y. Giants	73,577

## 2019 TEAM STATISTICS

	ARI	OPP.
<b>FIRST DOWNS</b>	<b>145</b>	<b>164</b>
Rushing	46	45
Passing	86	103
Penalty	13	16
Third Down-Made/Att	43/100	36/87
Third Down Efficiency	43.0%	41.4%
Fourth Down-Made/Att	5/5	1/6
<b>TOTAL NET YARDS</b>	<b>2,506</b>	<b>2,747</b>
Avg. Per Game	358.0	392.4
Total Plays	466	460
Avg. Per Play	5.4	6.0
<b>NET YARDS RUSHING</b>	<b>892</b>	<b>904</b>
Avg. Per Game	127.4	129.1
Total Rushes	184	193
Avg. Per Rush	4.8	4.7
<b>NET YARDS PASSING</b>	<b>1,614</b>	<b>1,843</b>
Avg. Per Game	230.6	263.3
Sacked/Yards Lost	23/154	22/156
Gross Yards	1,768	1,999
Attempts/Completions	259/167	245/171
Pct. of Completion	64.5%	69.8%
Had Intercepted	4	1
<b>PUNTS/AVERAGE</b>	<b>31/47.6</b>	<b>27/42.5</b>
Net Punting Average	41.6	40.0
<b>PUNT RETURN/AVG.</b>	<b>11/6.3</b>	<b>17/4.9</b>
<b>KICKOFF RETURN/AVG.</b>	<b>14/19.9</b>	<b>18/23.2</b>
<b>INTERCEPTION RETURN/AVG.</b>	<b>1/14.0</b>	<b>4/13.0</b>
<b>PENALTIES/YARDS</b>	<b>59/439</b>	<b>50/428</b>
<b>FUMBLES/BALL LOST</b>	<b>1/0</b>	<b>15/5</b>
<b>TOUCHDOWNS</b>	<b>15</b>	<b>22</b>
Rushing	8	3
Passing	7	17
Returns	0	2
<b>EXTRA POINTS/ATTEMPTS</b>	<b>13/13</b>	<b>21/22</b>
<b>TWO POINT CONVERSION/ATTEMPTS</b>	<b>2/2</b>	<b>0/0</b>
<b>FIELD GOALS/ATTEMPTS</b>	<b>18/21</b>	<b>13/14</b>
<b>AVG. TIME OF POSSESSION</b>	<b>28:31</b>	<b>32:56</b>

SCORE BY PERIODS	Q1	Q2	Q3	Q4	OT	PTS
TEAM	34	38	30	56	3	161
OPPONENTS	27	71	27	64	3	192

SCORING	TD	RU	PA	RT	K-PAT	FG	2PT	S	PTS
Z. Gonzalez	0	0	0	0	13/13	18/21	0	0	67
C. Edmonds	5	4	1	0	0/0	0/0	0	0	30
D. Johnson	5	2	3	0	0/0	0/0	0	0	30
L. Fitzgerald	2	0	2	0	0/0	0/0	0	0	12
K. Murray	2	2	0	0	0/0	0/0	0	0	12
M. Williams	1	0	1	0	0/0	0/0	0	0	6
K. Johnson	0	0	0	0	0/0	0/0	1	0	2
C. Kirk	0	0	0	0	0/0	0/0	1	0	2
TEAM	15	8	7	0	13/13	18/21	2	0	161
OPPONENTS	22	3	17	2	21/22	13/14	0	0	192

**SACKS:** C. Jones 8.5, T. Suggs 5.0, C. Peters 2.5, H. Reddick 1.0, J. Bullard 1.0, B. Reed 1.0, P. Peterson 1.0, C. Marsh Sr. 1.0, R. Gunter 0.5, J. Hicks 0.5, **TM** 22.0, **OPP** 23.0 **FUM/LOST:** K. Murray 1/0, **TM** 1/0, **OPP** 15/5

PASSING	ATT	CMP	YDS	CMP%	YDS/ATT	TD	TD%	INT	INT%	LONG	SACK/	LOST	RATING
K. Murray	259	167	1,768	64.5	6.8	7	2.7	4	1.5	58	23/	154	86.8
TEAM	259	167	1,768	64.5	6.8	7	2.7	4	1.5	58	23/	154	86.8
OPPONENTS	245	171	1,999	69.8	8.2	17	6.9	1	0.4	52t	22/	156	115.7

RUSHING	NO.	YDS	AVG	LONG	TD
D. Johnson	77	300	3.9	18	2
C. Edmonds	51	287	5.6	37t	4
K. Murray	49	266	5.4	24	2
C. Kirk	2	18	9.0	12	0
A. Isabella	3	16	5.3	6	0
K. Johnson	1	3	3.0	3	0
P. Cooper	1	2	2.0	2	0
TEAM	184	892	4.8	37t	8
OPPONENTS	193	904	4.7	76t	3

RECEIVING	TAR	NO.	YDS	AVG	LONG	TD
L. Fitzgerald	55	36	439	12.2	54	2
D. Johnson	41	30	315	10.5	31	3
C. Kirk	37	24	242	10.1	34	0
D. Byrd	22	15	160	10.7	58	0
K. Johnson	33	17	151	8.9	31	0
M. Williams	8	8	103	12.9	21	1
C. Edmonds	15	10	100	10.0	31	1
T. Sherfield	9	4	80	20.0	38	0
P. Cooper	10	9	78	8.7	28	0
C. Clay	11	8	70	8.8	27	0
M. Crabtree	5	4	22	5.5	9	0
A. Isabella	2	2	8	4.0	5	0
TEAM	248	167	1,768	10.6	58	7
OPPONENTS	234	171	1,999	11.7	52t	17

INTERCEPTIONS	NO.	YDS	AVG	LONG	TD
J. Hicks	1	14	14.0	14	0
TEAM	1	14	14.0	14	0
OPPONENTS	4	52	13.0	27	1

FUMBLES	FUM	LST	FF	REC	TD
K. Murray	1	0	0	1	0
TEAM	1	0	0	1	0
OPPONENTS	15	5	0	5	0

PUNTING	NO.	YDS	AVG	NET	TB	IN	LG	B
A. Lee	23	1,100	47.8	41.0	2	9	59	1
R. Winslow	6	291	48.5	44.2	1	2	55	0
Z. Gonzalez	2	84	42.0	42.0	0	0	44	0
TEAM	31	1,475	47.6	41.6	3	11	59	1
OPPONENTS	27	1,148	42.5	40.0	0	12	63	0

PUNT RETURNS	RET	FC	YDS	AVG	LONG	TD
C. Kirk	7	6	39	5.6	20	0
P. Cooper	4	3	30	7.5	17	0
TEAM	11	9	69	6.3	20	0
OPPONENTS	17	3	83	4.9	25	0

KICKOFF RETURNS	NO.	YDS	AVG	LONG	TD
P. Cooper	5	115	23.0	37	0
A. Isabella	5	105	21.0	32	0
D. Byrd	4	59	14.8	23	0
TEAM	14	279	19.9	37	0
OPPONENTS	18	418	23.2	52	0

FIELD GOALS	1-19	20-29	30-39	40-49	50+
Z. Gonzalez	0/0	9/9	6/7	3/5	0/0
TEAM	0/0	9/9	6/7	3/5	0/0
OPPONENTS	0/0	5/5	4/5	2/2	2/2

**2-Pt Conv:** C. Kirk 1, K. Johnson 1 **TM** 2-2 **OPP** 0-0





## BASED ON COACHES FILM REVIEW

POS.	PLAYER	SOLO	ASST.	TOTAL	TFL	SACKS/YDS.	QH	FR	FF	INT./YDS.	PD
LB	Hicks, Jordan	56	20	76	3	0.5/3	4	0	2	1/14	3
S	Baker, Budda	39	16	55	0	0.0/0	0	0	1	0/0	1
LB	Reddick, Haason	37	18	55	4	1.0/0	2	1	0	0/0	4
CB	Murphy Jr., Byron	35	4	39	1	0.0/0	0	0	0	0/0	5
S	Swearinger Sr., D.J.	22	10	32	0	0.0/0	1	0	0	0/0	1
LB	Jones, Chandler	22	8	30	3	8.5/63	9	3	4	0/0	2
CB	Brock Sr., Tramaine	25	3	28	1	0.0/0	2	0	0	0/0	2
DL	Peters, Corey	15	9	24	3	2.5/18	3	0	0	0/0	0
LB	Suggs, Terrell	16	5	21	6	5.0/39	5	0	4	0/0	0
LB	Marsh Sr., Cassius	13	6	19	4	1.0/7	2	0	0	0/0	0
DL	Gunter, Rodney	9	8	17	5	0.5/5	3	0	0	0/0	0
DL	Bullard, Jonathan	10	6	16	2	1.0/5	4	0	0	0/0	0
S	Thompson, Jalen	9	5	14	0	0.0/0	0	0	0	0/0	0
S	Thompson, Deionte	8	3	11	0	0.0/0	1	0	0	0/0	0
CB	Peterson, Kevin	8	1	9	0	0.0/0	0	0	0	0/0	1
DL	Allen, Zach	7	1	8	1	0.0/0	3	0	0	0/0	0
LB	Walker, Joe	3	5	8	0	0.0/0	0	0	0	0/0	0
CB	Jones, Chris	7	0	7	0	0.0/0	0	0	0	0/0	1
DB	Peterson, Patrick	7	0	7	0	1.0/13	1	0	1	0/0	0
DT	McDonald, Clinton	5	2	7	0	0.0/0	1	0	0	0/0	0
LB	Reed, Brooks	3	1	4	1	1.0/5	1	0	0	0/0	0
DL	Brown, Miles	1	1	2	0	0.0/0	0	0	0	0/0	0
DL	Kerr, Zach	1	0	1	0	0.0/0	0	0	0	0/0	1
<b>TOTALS</b>		<b>358</b>	<b>132</b>	<b>490</b>	<b>34</b>	<b>22.0/158</b>	<b>42</b>	<b>4</b>	<b>12</b>	<b>1/14</b>	<b>21</b>

## DEFENSIVE SCORES

POS.	PLAYER	TKLS.	ASST.	TOTAL
LB	Gardeck, Dennis	4	1	5
S	Washington, Charles	4	0	4
WR	Sherfield, Trent	3	1	4
RB	Foster, D.J.	2	2	4
S	Banjo, Chris	3	0	3
WR	Isabella, Andy	3	0	3
LB	Turner, Ezekiel	3	0	3
LB	Walker, Joe	3	0	3
LB	Reed, Brooks	2	1	3
CB	Peterson, Kevin	1	2	3
CB	Jones, Chris	2	0	2
LS	Brewer, Aaron	1	1	2
TE	Williams, Maxx	0	2	2
WR	Cooper, Pharoh	1	0	1
RB	Edmonds, Chase	1	0	1
P	Lee, Andy	1	0	1
<b>TOTALS</b>		<b>34</b>	<b>10</b>	<b>44</b>

INT (0)  
FR (0)  
Safety (0)

## SPECIAL TEAMS BIG PLAYS

FR (1) (1:49) A.Lee punts 53 yards to DET 11, Center-A.Brewer. J.Agnev MUFFS catch, touched at DET 11, RECOVERED by ARZ-T.Sherfield at DET 8. Penalty on DET-J.Coleman, Illegal Block Above the Waist, declined. vs. DET (09/08/19)



# CARDINALS GAME-BY-GAME OFFENSIVE STATS

## 2019 REGULAR SEASON CARDINALS GAME-BY-GAME OFFENSE

	09/08	09/15	09/22	09/29	10/06	10/13	10/20	10/27	10/31	11/10	11/17	12/01	12/08	12/15	12/22	12/29
	vs.	@	vs.	vs.	@	vs.	@	@	vs.	@	@	vs.	vs.	vs.	@	@
	DET	BAL	CAR	SEA	CIN	ATL	NYG	NO	SF	TB	SF	LAR	PIT	CLE	SEA	LAR
<b>FIRST DOWNS</b>																
Total	21	15	21	20	26	24	18									
Rushing	3	2	10	6	11	6	8									
Passing	16	12	9	12	13	16	8									
Penalty	2	1	2	2	2	2	2									
<b>THIRD DOWNS</b>																
Attempts	22	11	17	9	13	13	15									
Converted	9	2	9	3	6	7	7									
Percentage	40.9%	18.2%	52.9%	33.3%	46.2%	53.8%	46.7%									
<b>TOT. OFFENSE</b>																
Net Yards	387	349	248	321	514	442	245									
Plays	82	54	73	59	71	66	61									
Avg./Play	4.7	6.5	3.4	5.4	7.2	6.7	4.0									
<b>RUSHING</b>																
Net Yards	112	20	121	115	266	102	156									
Rush. Att.	23	11	22	23	38	29	38									
Avg./Att.	4.9	1.8	5.5	5.0	7.0	3.5	4.1									
<b>PASSING</b>																
Net Yards	275	329	127	206	248	340	89									
Attempts	54	40	43	32	32	37	21									
Completions	29	25	30	22	20	27	14									
Intercepted	1	0	2	1	0	0	0									
Gross Yards	308	349	173	241	253	340	104									
Sacked	5.0	3.0	8.0	4.0	1.0	0.0	2.0									
Yards Lost	33	20	46	35	5	0	15									
<b>ADVANCES</b>																
Rushes	23	11	22	23	38	29	38									
Completions	29	25	30	22	20	27	14									
Totals	52	36	52	45	58	56	52									
<b>PENALTIES</b>																
Number	7	8	7	7	12	8	10									
Yards	35	70	52	44	96	57	85									
<b>FUMBLES</b>																
Number	0	1	0	0	0	0	0									
Lost	0	0	0	0	0	0	0									
<b>SCORING</b>																
Points	27	17	20	10	26	34	27									
TD Rushing	0	1	0	1	2	1	3									
TD Passing	2	0	2	0	0	3	0									
TD KO Returns	0	0	0	0	0	0	0									
TD Punt Returns	0	0	0	0	0	0	0									
TD Sp. Teams	0	0	0	0	0	0	0									
TD Def. Returns	0	0	0	0	0	0	0									
FG Attempts	4	3	2	3	5	2	2									
FG Made	4	3	2	1	4	2	2									
Safety	0	0	0	0	0	0	0									





## 2019 REGULAR SEASON CARDINALS GAME-BY-GAME DEFENSE

	09/08	09/15	09/22	09/29	10/06	10/13	10/20	10/27	10/31	11/10	11/17	12/01	12/08	12/15	12/22	12/29
	vs.	@	vs.	vs.	@	vs.	@	@	vs.	@	@	vs.	vs.	vs.	@	@
	DET	BAL	CAR	SEA	CIN	ATL	NYG	NO	SF	TB	SF	LAR	PIT	CLE	SEA	LAR
<b>FIRST DOWNS</b>																
Total	23	26	21	21	21	31	21									
Rushing	5	9	4	9	6	7	5									
Passing	17	16	14	10	12	20	14									
Penalty	1	1	3	2	3	4	2									
<b>THIRD DOWNS</b>																
Attempts	18	14	10	10	12	11	12									
Converted	6	7	4	4	5	6	4									
Percentage	33.3%	50.0%	40.0%	40.0%	41.7%	54.5%	33.3%									
<b>TOT. OFFENSE</b>																
Net Yards	477	440	413	340	370	444	263									
Plays	80	72	59	59	62	63	65									
Avg./Play	6.0	6.1	7.0	5.8	6.0	7.0	4.0									
<b>RUSHING</b>																
Net Yards	116	182	173	115	108	103	107									
Rush. Att.	32	33	31	27	23	25	22									
Avg./Att.	3.6	5.5	5.6	4.3	4.7	4.1	4.9									
<b>PASSING</b>																
Net Yards	361	258	240	225	262	341	156									
Attempts	45	37	26	28	38	36	35									
Completions	27	24	19	22	27	30	22									
Intercepted	0	0	0	0	0	0	1									
Gross Yards	385	272	261	240	262	356	223									
Sacked	3.0	2.0	2.0	4.0	1.0	2.0	8.0									
Yards Lost	24	14	21	15	0	15	67									
<b>ADVANCES</b>																
Rushes	32	33	31	27	23	25	22									
Completions	27	24	19	22	27	30	22									
Totals	59	57	50	49	50	55	44									
<b>PENALTIES</b>																
Number	9	10	3	7	7	8	6									
Yards	59	62	35	65	60	72	75									
<b>FUMBLES</b>																
Number	3	2	2	3	1	1	3									
Lost	2	0	1	0	0	0	2									
<b>SCORING</b>																
Points	27	23	38	27	23	33	21									
TD Rushing	0	0	1	1	0	0	1									
TD Passing	3	2	4	1	2	4	1									
TD KO Returns	0	0	0	0	0	0	0									
TD Punt Returns	0	0	0	0	0	0	0									
TD Sp. Teams	0	0	0	0	0	0	1									
TD Def. Returns	0	0	0	1	0	0	0									
FG Attempts	2	3	1	2	3	2	1									
FG Made	2	3	1	2	3	2	0									
Safety	0	0	0	0	0	0	0									



# THE LAST TIME - REGULAR SEASON

## RUSHING

### 200 Yards Rushing

By Cardinals: 228, Beanie Wells at St. Louis, Nov. 27, 2011 (27 att., 1 TD)  
By Opponent: 228, Clinton Portis at Denver, Dec. 29, 2002 (24 att., 2 TD)

### 150 Yards Rushing

By Cardinals: 159, Adrian Peterson at San Francisco, Nov. 5, 2017 (37 att., 0 TD)  
By Opponent: 153, Christian McCaffrey vs. Carolina, Sep. 22, 2019 (24 att., 1 TD)

### 100 Yards Rushing

By Cardinals: 126, Chase Edmonds at NY Giants, Oct. 20, 2019 (27 att., 3 TD)  
By Opponent: 104, Chris Carson vs. Seattle, Sep. 29, 2019 (22 att., 0 TD)

### Two 100-Yard Rushers

By Cardinals: 126 yards, Ottis Anderson/102 yards, Wayne Morris at New Orleans, Oct. 5, 1980  
By Opponent: 128 yards, Marshawn Lynch/108 yards, Robert Turbin at Seattle, Dec. 9, 2012

### Three Rushing Touchdowns

By Cardinals: Chase Edmonds at NY Giants, Oct. 20, 2019 (20, 20, 22 yards)  
By Opponent: Todd Gurley at LA Rams, Sep. 16, 2018 (11, 1, 2 yards)

### Two Rushing Touchdowns

By Cardinals: Chase Edmonds (3) at NY Giants, Oct. 20, 2019 (20, 20, 22 yards)  
By Opponent: Melvin Gordon at LA Chargers, Nov. 25, 2018 (28, 5 yards)

## PASSING

### 500 Yards Passing

By Cardinals: 522, Boomer Esiason at Washington, Nov. 10, 1996-OT (35 comp., 59 att.)  
By Opponent: Never happened

### 400 Yards Passing

By Cardinals: 421, Carson Palmer at Pittsburgh, Oct. 18, 2015 (29 comp., 45 att.)  
By Opponent: 411, Nick Foles vs. Philadelphia, Oct. 26, 2014 (36 comp., 62 att.)

### 300 Yards Passing

By Cardinals: 340, Kyler Murray vs. Atlanta, Oct. 13, 2019 (27 comp., 37 att.)  
By Opponent: 356, Matt Ryan vs. Atlanta, Oct. 13, 2019 (30 comp., 36 att.)

### Six Touchdown Passes

By Cardinals: Charley Johnson vs. New Orleans, Nov. 2, 1969 (32, 14, 28, 31, 26, 14 yards)  
By Opponent: Brett Favre at NY Jets, Sep. 28, 2008 (12, 34, 2, 17, 40, 24 yards)

### Five Touchdown Passes

By Cardinals: Kurt Warner at Chicago, Nov. 8, 2009 (11, 6, 17, 15, 4 yards)  
By Opponent: Brett Favre (6) at NY Jets, Sep. 28, 2008 (12, 34, 2, 17, 40, 24 yards)

### Four Touchdown Passes

By Cardinals: Carson Palmer vs. Cincinnati, Nov. 22, 2015 (18, 64, 18, 16 yards)  
By Opponent: Matt Ryan vs. Atlanta, Oct. 13, 2019 (9, 7, 6, 12 yards)

### Three Touchdown Passes

By Cardinals: Kyler Murray vs. Atlanta, Oct. 13, 2019 (2, 20, 14 yards)  
By Opponent: Matthew Stafford vs. Detroit, Sep. 8, 2019 (47, 9, 23 yards)

## RECEIVING

### 200 Yards Receiving

By Cardinals: 217, Anquan Boldin at Detroit, Sep. 7, 2003 (10 receptions, 2 TD)  
By Opponent: 226, Demaryius Thomas at Denver, Oct. 5, 2014 (8 rec., 2 TD)

### 150 Yards Receiving

By Cardinals: 196, John Brown at Pittsburgh, Oct. 18, 2015 (10 rec.)  
By Opponent: 159, Brandin Cooks at LA Rams, Sep. 16, 2018 (7 rec.)

### 100 Yards Receiving

By Cardinals: 114, Christian Kirk (6 rec., 0 TD), 104, Larry Fitzgerald (5 rec., 0 TD) at Baltimore, Sep. 15, 2019  
By Opponent: 117, Austin Hooper (8 rec., 1 TD), 108, Julio Jones (8 rec., 0 TD) vs. Atlanta, Oct. 13, 2019

### Two 100-Yard Receivers

By Cardinals: 114, Christian Kirk (6 rec., 0 TD), 104, Larry Fitzgerald (5 rec., 0 TD) at Baltimore, Sep. 15, 2019  
By Opponent: 117, Austin Hooper (8 rec., 1 TD), 108, Julio Jones (8 rec., 0 TD) vs. Atlanta, Oct. 13, 2019

### Four Receiving Touchdowns

By Cardinals: Roy Green vs. Seattle, Nov. 13, 1983 (15, 23, 7, 63 yards)  
By Opponent: Earnest Gray vs. NY Giants, Sep. 7, 1980 (10, 37, 42, 20 yards)

## Three Receiving Touchdowns

By Cardinals: Larry Fitzgerald at Chicago, Sep. 20, 2015 (8, 28, 9 yards)  
By Opponent: Greg Olsen at Chicago, Nov. 8, 2009 (33, 3, 20 yards)

## Two Receiving Touchdowns

By Cardinals: Larry Fitzgerald vs. Oakland, Nov. 18, 2018 (18, 5 yards)  
By Opponent: Devonta Freeman vs. Atlanta, Oct. 13, 2019 (7, 12 yards)

## 10 or More Receptions in a Game

By Cardinals: Christian Kirk (10 for 59 yards) vs. Carolina, Sep. 22, 2019  
By Opponent: Tyler Boyd (10 for 123 yards) at Cincinnati, Oct. 6, 2019

## COMBOS

### 100-Yard Rusher/100-Yard Receiver

By Cardinals: Adrian Peterson, 134 rushing yards/Larry Fitzgerald, 138 receiving yards vs. Tampa Bay, Oct. 15, 2017  
By Opponent: Lamar Jackson, 120 rushing yards/Mark Andrews, 112 receiving yards at Baltimore, Sep. 15, 2019

### 100-Yard Rusher/Two 100-Yard Receivers

By Cardinals: Johnny Johnson, 103 rushing yards/Ernie Jones, 117 receiving yards/Roy Green, 120 receiving yards vs. Green Bay, Nov. 18, 1990  
By Opponent: Marshawn Lynch, 113 rushing yards/Luke Willson, 139 receiving yards/Doug Baldwin, 113 receiving yards vs. Seattle, Dec. 21, 2014

### 100-Yard Rusher/100-Yard Receiver/300-Yard Passer

By Cardinals: Chris Johnson, 109 rushing yards/Michael Floyd, 106 receiving yards/Carson Palmer 374 passing yards at Cleveland, Nov. 1, 2015  
By Opponent: Marshawn Lynch, 113 rushing yards/Luke Willson, 139 receiving yards/Doug Baldwin, 113 receiving yards/Russell Wilson, 339 passing yards vs. Seattle, Dec. 21, 2014

### Two 100-Yard Receivers/300-Yard Passer

By Cardinals: Christian Kirk, 114; Larry Fitzgerald, 104; Kyler Murray, 349, at Baltimore, Sep. 15, 2019  
By Opponent: Austin Hooper, 117; Julio Jones, 108; Matt Ryan, 356 vs. Atlanta, Oct. 13, 2019

## SCORING

### Four Total Touchdowns

By Cardinals: Ronald Moore vs. LA Rams, Dec. 5, 1993 (4 rush)  
By Opponent: Brian Westbrook at Philadelphia, Nov. 27, 2008 (2 rush, 2 rec.)

### Three Total Touchdowns

By Cardinals: Chase Edmonds at NY Giants, Oct. 20, 2019 (3 rush)  
By Opponent: Todd Gurley at LA Rams, Sep. 16, 2018 (3 rush)

### Two-Point Conversion

By Cardinals: KeeSean Johnson reception at Baltimore, Sep. 15, 2019  
By Opponent: Malcolm Brown reception at LA Rams, Sep. 16, 2018

### Safety

By Cardinals: Calais Campbell sacked Blaine Gabbert in end zone at San Francisco, Oct. 6, 2016  
By Opponent: Intentional grounding by Josh Rosen in end zone vs. San Francisco, Oct. 28, 2018

## KICKING

### Six Field Goals

By Cardinals: Neil Rackers vs. San Francisco, Oct. 2, 2005 (40, 45, 48, 23, 43, 24 yards)  
By Opponent: Never happened

### Five Field Goals

By Cardinals: Phil Dawson at Washington, Dec. 17, 2017 (40, 35, 19, 34, 32 yards)  
By Opponent: Robbie Gould vs. San Francisco, Oct. 1, 2017 (49, 39, 47, 48, 23 yards)

### Four Field Goals

By Cardinals: Zane Gonzalez at Cincinnati, Oct. 6, 2019 (23, 20, 22, 31 yards)  
By Opponent: Greg Zuerlein vs. LA Rams, Dec. 3, 2017 (56, 20, 24, 41 yards)

### Three Field Goals

By Cardinals: Zane Gonzalez (4) at Cincinnati, Oct. 6, 2019 (23, 20, 22, 31 yards)  
By Opponent: Randy Bullock at Cincinnati, Oct. 6, 2019 (23, 48, 23 yards)

### Missed Point-After-Touchdown

By Cardinals: Zane Gonzalez vs. LA Rams, Dec. 23, 2018 (wide right)  
By Opponent: Matt Bryant vs. Atlanta, Oct. 13, 2019 (wide left)





## Blocked Punt

By Cardinals: Cameron Malveaux at Seattle, Dec. 30, 2018 (Michael Dickson punt)  
By Opponent: Michael Thomas at NY Giants, Oct. 20, 2019 (Andy Lee punt)

## Blocked Punt Return For Touchdown

By Cardinals: Dennis Gardeck (Cameron Malveaux block) at Seattle, Dec. 30, 2018, 0 yards (Michael Dickson punt)  
By Opponent: Elijah Penny (Michael Thomas block) at NY Giants, Oct. 20, 2019, 0 yards (Andy Lee punt)

## Blocked Field Goal Attempt

By Cardinals: Rodney Gunter at Seattle, Dec. 24, 2016 (Steven Hauschka 45-yard attempt)  
By Opponent: Michael Brockers vs. LA Rams, Dec. 3, 2017 (Phil Dawson 45-yard attempt)

## Blocked Field Goal Attempt For Touchdown

By Cardinals: Justin Bethel (Adrian Wilson block) vs. Chicago, Dec. 23, 2012, 82 yards (Olindo Mare kick)  
By Opponent: Mike Bass (Verlon Biggs block) at Washington, Sep. 24, 1972, 32 yards (Jim Bakken kick)

## RETURNS

### Punt Return For Touchdown

By Cardinals: Ted Ginn, Jr. at NY Giants, Sep. 14, 2014, 71 yards (Steve Weatherford punt)  
By Opponent: Nick Miller at St. Louis, Nov. 27, 2011, 88 yards (Dave Zastudil punt)

### Kickoff Return For Touchdown

By Cardinals: David Johnson at Chicago, Sep. 20, 2015, 108 yards (Robbie Gould kickoff)  
By Opponent: Tyler Lockett at Seattle, Dec. 31, 2017, 99 yards (Phil Dawson kickoff)

### Interception Return For Touchdown

By Cardinals: Justin Bethel at Detroit, Sep. 10, 2017 (82 yards, Matthew Stafford pass)  
By Opponent: Jadeveon Clowney vs. Seattle, Sep. 29, 2019 (27 yards, Kyler Murray pass)

### Fumble Return For Touchdown

By Cardinals: Budda Baker at Minnesota, Oct. 14, 2018, 36 yards (Kirk Cousins fumble)  
By Opponent: Calais Campbell vs. Jacksonville, Nov. 26, 2017, 10 yards (Blaine Gabbert fumble)

## DEFENSE

### Four Interceptions

By Cardinals: Kwamie Lassiter vs. San Diego, Dec. 27, 1998  
By Opponent: Never happened

### Three Interceptions

By Cardinals: Antrel Rolle at Cincinnati, Nov. 18, 2007  
By Opponent: Marcus Trufant at Seattle, Dec. 9, 2007

### Two Interceptions

By Cardinals: Antoine Bethea vs. NY Giants, Dec. 24, 2017  
By Opponent: Donte Jackson vs. Carolina, Sep. 22, 2019

### Two Interceptions By Teammates

By Cardinals: At Washington, Oct. 16, 1994 (Aeneas Williams and James Williams)  
By Opponent: At Seattle, Dec. 9, 2012 (Richard Sherman and Bobby Wagner)

### Four Quarterback Sacks

By Cardinals: Chandler Jones at NY Giants, Oct. 20, 2019  
By Opponent: Cameron Wake (4.5) vs. Miami, Sep. 30, 2012

### Three Quarterback Sacks

By Cardinals: Chandler Jones (4.0) at NY Giants, Oct. 20, 2019  
By Opponent: Mario Addison vs. Carolina, Sep. 22, 2019

### Two Quarterback Sacks By Teammates

By Cardinals: at San Francisco, Oct. 6, 2016 (Markus Golden 2.0, Calais Campbell 2.0)  
By Opponent: vs. Carolina, Sep. 22, 2019 (Mario Addison 3.0, Christian Miller 2.0)

### Two Opponent Fumble Recoveries

By Cardinals: Jerraud Powers vs. Green Bay, Dec. 27, 2015  
By Opponent: J.J. Watt vs. Houston, Nov. 10, 2013

## TEAM SCORING

### 50 Points Scored By Team

By Cardinals: St. Louis 56 at Minnesota 14, Oct. 6, 1963  
By Opponent: At Seattle 58, Arizona 0, Dec. 9, 2012

### 40 Points Scored By Team

By Cardinals: Arizona 44, at LA Rams 6, Jan. 1, 2017  
By Opponent: Arizona 14, at Atlanta 40, Dec. 16, 2018

### 20 First-Quarter Points

By Cardinals: 21 vs. San Francisco, Sep. 10, 2006  
By Opponent: 21 vs. Denver, Oct. 18, 2018

### 20 Second-Quarter Points

By Cardinals: 24 vs. Tampa Bay, Sep. 18, 2016  
By Opponent: 28 at LA Chargers, Nov. 25, 2018

### 20 Third-Quarter Points

By Cardinals: 21 vs. Green Bay, Dec. 27, 2015  
By Opponent: 21 at San Francisco, Jan. 2, 2011

### 20 Fourth-Quarter Points

By Cardinals: 20 at Seattle, Dec. 24, 2016  
By Opponent: 27 vs. Tampa Bay, Oct. 15, 2017

### 30 One-Half Points

By Cardinals: 31 in first half vs. San Francisco, Sep. 27, 2015  
By Opponent: 35 in first half vs. Denver, Oct. 18, 2018

### Score Touchdown In Each Quarter

By Cardinals: vs. Tampa Bay, Oct. 15, 2017 (14, 10, 7, 7 points)  
By Opponent: at Atlanta, Dec. 16, 2018 (10, 16, 7, 7 points)

## OFFENSE

### 500 Yards Total Offense

By Cardinals: 514 at Cincinnati, Oct. 6, 2019  
By Opponent: 596 vs. Seattle, Dec. 21, 2014

### No Sacks/No Interceptions Allowed

By Cardinals: vs. Atlanta, October 13, 2019  
By Opponent: at Kansas City, Nov. 21, 2010

## DEFENSE

### Shutout

By Cardinals: Arizona 23, vs. NY Giants 0, Dec. 24, 2017 (State Farm Stadium)  
By Opponent: Arizona 0, at LA Rams 34, Sep. 16, 2018 (Los Angeles Memorial Coliseum)

### Shutout At Home

By Cardinals: Arizona 23, vs. NY Giants 0, Dec. 24, 2017 (State Farm Stadium)  
By Opponent: Arizona 0, vs. Seattle 38, Sep. 14, 2003 (Sun Devil Stadium)

### Shutout On The Road

By Cardinals: Arizona 38, at Dallas 0, Nov. 16, 1970 (Cotton Bowl)  
By Opponent: Arizona 0, at LA Rams 34, Sep. 16, 2018 (Los Angeles Memorial Coliseum)

## MISCELLANEOUS

### Overtime Win At Home

By Cardinals: Oct. 1, 2017 vs. San Francisco, 18-15 (State Farm Stadium)  
By Opponent: Oct. 14, 2012 vs. Buffalo, 19-16 (State Farm Stadium)

### Overtime Win On The Road

By Cardinals: Sep. 17, 2017 at Indianapolis, 16-13 (Lucas Oil Stadium)  
By Opponent: Nov. 7, 2010 at Minnesota, 27-24 (Metrodome)

### 10 Or More Penalties

By Cardinals: 10, at NY Giants, Oct. 20, 2019 (85 yards)  
By Opponent: 10, at Baltimore, Sep. 15, 2019 (62 yards)

### Tie Game

By Cardinals: Sep. 8, 2019 vs. Detroit, 27-27

### Over 40:00 Time of Possession (Non-OT)

By Cardinals: 42:50 at Seattle, Oct. 18, 2009  
By Opponent: 40:12 at San Francisco, Oct. 7, 2018



# CARDINALS MISCELLANEOUS STATS

Season Record.....	3-3-1	At Home.....	1-2-1	When won coin toss.....	0-1-1
In NFC West Games.....	0-1	On the Road.....	2-1	When lost coin toss.....	3-2
In NFC East Games.....	1-0	Outdoors.....	2-1	When scored first.....	1-1
In NFC North Games.....	0-0-1	Indoors.....	1-2-1	When opp. scores first.....	2-2-1
In NFC South Games.....	1-1	On Natural Grass.....	1-3-1	In overtime games.....	0-0-1

In September.....	0-3-1	When Cards out-rushed opponent.....	1-0
In October.....	3-0	When Cards out-passed opponent.....	0-2
In November.....	0-0	While wearing white jersey/white pants.....	2-0
In December.....	0-0	While wearing white jersey/red pants.....	0-0
In January.....	0-0	While wearing red jersey/white pants.....	0-3-1
With roof open at State Farm Stadium.....	0-0	While wearing red jersey/red pants.....	0-0
With roof closed at State Farm Stadium.....	1-2-1	While wearing black jersey/white-black pants.....	1-0
When Yielding 20 Points or Less.....	0-0	When Tied at Halftime.....	0-0
When Scoring 20 Points or More.....	3-1-1	When Led at the End of 3 <sup>rd</sup> Quarter.....	3-0
When Led at Halftime.....	3-0	When Trailing at the End of 3 <sup>rd</sup> Quarter.....	0-3-1
When Trailing at Halftime.....	0-3-1	When Tied at the End of 3 <sup>rd</sup> Quarter.....	0-0
When Arizona had a 100-yd rusher.....	1-0	When Arizona had a 300-yard passer.....	1-1-1
When opp. had a 100-yd rusher.....	0-3	When opponent had a 300-yard passer.....	1-0-1
When Arizona had a 100-yd receiver.....	0-1-1	When Arizona won turnover margin.....	1-0-1
When opp. had a 100-yd receiver.....	2-1-1	When opponent won turnover margin.....	0-2

## 2019 Booth Initiated Reviews

Date	Opp	Explanation	Result
9-8	vs. DET	Reviewed the runner was out of bounds for ARZ RB David Johnson	Upheld
		Reviewed the first down ruling for ARZ QB Kyler Murray---(No first down/Out of bounds)	Reversed
		Reviewed the pass completion ruling for DET TE T.J. Hockenson	Upheld
9-29	vs. SEA	Reviewed the runner down by contact ruling for ARZ WR Larry Fitzgerald	Upheld
10-13	vs. ATL	Reviewed the first down ruling for ARZ QB Kyler Murray	Upheld

## 2019 Arizona Instant Replay Challenges (0-2)

Date	Opp	Explanation	Result
9-8	vs. DET	Challenged the incomplete pass ruling for ARZ WR Damiere Byrd	Upheld
9-15	@ BAL	Challenged the pass completion ruling for BAL TE Mark Andrews	Upheld

## 2019 Opponent Instant Replay Challenges (1-3)

Date	Opp	Explanation	Result
9-15	@ BAL	Challenged the incomplete pass for possible defensive pass interference by ARZ CB Byron Murphy	Upheld
10-6	@ CIN	Challenged the incomplete pass ruling for CIN WR Alex Erickson (Complete/First down)	Reversed
10-13	vs. ATL	Challenged the runner was down by contact ruling for ARZ WR Damiere Byrd	Upheld
10-20	@ NYG	Challenged the defensive pass interference ruling for NYG CB Janoris Jenkins	Upheld

## 2019 Overtime Scoring Plays (0-0-1)

Date	Opp	Play
9-8	vs. DET	ARZ K Zane Gonzalez made 28-yard field goal DET K Matt Prater made 33-yard field goal

## 2019 Arizona Defensive Touchdowns

Date	Opp	Play
------	-----	------

## 2019 Arizona Return Touchdowns

Date	Opp	Play
------	-----	------

## Arizona Two-Point Conversion Attempts (2-2)

Date	Opp	Play
9-8	vs. DET	Pass attempt from QB Kyler Murray to WR Christian Kirk is complete
9-15	@ BAL	Pass attempt from QB Kyler Murray to WR KeeSean Johnson is complete

## Arizona Onside Kick Attempts/Recoveries (0-0)

Date	Opp	Play
------	-----	------





## CARDINALS 2019 REGULAR SEASON SCORING DRIVES

DATE	OPPONENT	ACQUIRED	DRIVE START	PLAYS	YARDS	Q	TIME	FIRST DOWNS	SCORING PLAY
09/08	Detroit	Muffed Punt	DET 8	4	6	Q2	0:21	0	Z. Gonzalez: 20-yard FG
		Punt	ARI 34	8	42	Q3	2:34	2	Z. Gonzalez: 42-yard FG
		Kickoff	ARI 26	10	58	Q4	3:38	2	Z. Gonzalez: 34-yard FG
		Punt	ARI 30	7	70	Q4	2:55	5	D. Johnson: 27-yard pass from K. Murray
		Punt	ARI 40	9	60	Q4	1:48	5	L. Fitzgerald: 4-yard pass from K. Murray
		Kickoff	ARI 25	7	65	OT	2:43	2	Z. Gonzalez: 28-yard FG
09/15	at Baltimore	Downs	ARI 43	7	53	Q1	2:16	2	Z. Gonzalez: 22-yard FG
		Kickoff	ARI 14	13	83	Q2	5:36	3	Z. Gonzalez: 21-yard FG
		Punt	ARI 17	9	81	Q3	3:48	3	Z. Gonzalez: 21-yard FG
		Kickoff	ARI 21	4	79	Q4	2:04	4	D. Johnson: 1-yard run
09/22	Carolina	Fumble	ARI 26	14	74	Q1	6:17	6	L. Fitzgerald: 1-yard pass from K. Murray
		Punt	ARI 31	15	53	Q2	5:58	4	Z. Gonzalez: 34-yard FG
		Kickoff	ARI 25	9	75	Q3	3:40	5	D. Johnson: 3-yard pass from K. Murray
		Kickoff	ARI 21	12	49	Q3	4:57	3	Z. Gonzalez: 47-yard FG
09/29	Seattle	Kickoff	ARI 25	12	60	Q1	5:26	3	Q2: Z. Gonzalez: 33-yard FG
		Punt	ARI 20	8	80	Q4	3:11	6	K. Murray: 9-yard run
10/06	at Cincinnati	Kickoff	ARI 32	9	68	Q1	4:48	5	K. Murray: 6-yard run
		Punt	ARI 20	12	75	Q2	5:01	4	Z. Gonzalez: 23-yard FG
		Kickoff	ARI 25	12	73	Q2	3:27	5	Z. Gonzalez: 20-yard FG
		Downs	CIN 42	7	38	Q3	3:12	1	Q4: Z. Gonzalez: 22-yard FG
		Punt	ARI 22	7	78	Q4	3:08	4	C. Edmonds: 37-yard run
		Kickoff	ARI 25	6	62	Q4	2:00	2	Z. Gonzalez: 31-yard FG
10/13	Atlanta	Kickoff	ARI 22	9	57	Q1	3:42	2	Z. Gonzalez: 39-yard FG
		Punt	ARI 14	9	86	Q1	4:52	4	Q2: C. Edmonds: 2-yard pass from K. Murray
		Punt	ARI 21	4	79	Q2	1:52	4	D. Johnson: 1-yard run
		Kickoff	ARI 25	15	71	Q2	3:33	5	Z. Gonzalez: 22-yard FG
		Kickoff	ARI 36	9	64	Q3	3:35	4	M. Williams: 20-yard pass from K. Murray
		Punt	ATL 45	5	45	Q4	2:00	3	D. Johnson: 14-yard pass from K. Murray
10/20	at N.Y. Giants	Kickoff	ARI 25	13	75	Q1	6:46	5	C. Edmonds: 20-yard run
		Interception	NYG 32	3	32	Q1	1:23	2	C. Edmonds: 20-yard run
		Punt	ARI 17	9	54	Q1	4:29	3	Q2: Z. Gonzalez: 47-yard FG
		Fumble	ARI 49	3	51	Q3	1:21	3	C. Edmonds: 22-yard run
		Fumble	NYG 17	4	0	Q4	0:19	0	Z. Gonzalez: 35-yard FG
10/27	at New Orleans	--	--	--	--	--	--	--	--
10/31	San Francisco	--	--	--	--	--	--	--	--
11/10	at Tampa Bay	--	--	--	--	--	--	--	--
11/17	at San Francisco	--	--	--	--	--	--	--	--
12/01	L.A. Rams	--	--	--	--	--	--	--	--
12/08	Pittsburgh	--	--	--	--	--	--	--	--
12/15	Cleveland	--	--	--	--	--	--	--	--
12/22	at Seattle	--	--	--	--	--	--	--	--
12/29	at L.A. Rams	--	--	--	--	--	--	--	--
AVG				8.6	60.5		3:24.85	3.4	



# CARDINALS DEFENSIVE SUMMARIES

SEPTEMBER 8, 2019  
CARDINALS VS. DETROIT LIONS  
T 27-27 (OT)

TOP TACKLERS		SACKS		INTS		FORCED FUMBLES		RECOVERED FUMBLES	
PLAYER	NO.	PLAYER	NO.	PLAYER	NO.	PLAYER	NO.	PLAYER	NO.
J. Hicks	16	T. Suggs	2.0			C. Jones	1	C. Jones	1
B. Baker	9	C. Jones	1.0			T. Suggs	1		
C. Jones	9								
D. Swearinger Sr.	8								
H. Reddick	7								

SEPTEMBER 15, 2019  
CARDINALS @ BALTIMORE RAVENS  
L 23-17

TOP TACKLERS		SACKS		INTS		FORCED FUMBLES		RECOVERED FUMBLES	
PLAYER	NO.	PLAYER	NO.	PLAYER	NO.	PLAYER	NO.	PLAYER	NO.
B. Baker	12	C. Marsh Sr.	1.0			B. Baker	1		
J. Hicks	12	C. Peters	1.0						
D. Swearinger Sr.	10								
H. Reddick	9								
B. Murphy Jr.	7								

SEPTEMBER 22, 2019  
CARDINALS VS. CAROLINA PANTHERS  
L 38-20

TOP TACKLERS		SACKS		INTS		FORCED FUMBLES		RECOVERED FUMBLES	
PLAYER	NO.	PLAYER	NO.	PLAYER	NO.	PLAYER	NO.	PLAYER	NO.
J. Hicks	11	C. Jones	2.0			C. Jones	2	C. Jones	1
H. Reddick	11								
B. Baker	6								
C. Jones	6								
D. Swearinger Sr.	6								

SEPTEMBER 29, 2019  
CARDINALS VS. SEATTLE SEAHAWKS  
L 27-10

TOP TACKLERS		SACKS		INTS		FORCED FUMBLES		RECOVERED FUMBLES	
PLAYER	NO.	PLAYER	NO.	PLAYER	NO.	PLAYER	NO.	PLAYER	NO.
J. Hicks	12	T. Suggs	1.5			J. Hicks	2		
H. Reddick	8	J. Bullard	1.0			T. Suggs	1		
D. Swearinger Sr.	8	H. Reddick	1.0						
B. Baker	7	J. Hicks	0.5						
T. Suggs	6								

OCTOBER 6, 2019  
CARDINALS @ CINCINNATI BENGALS  
W 26-23

TOP TACKLERS		SACKS		INTS		FORCED FUMBLES		RECOVERED FUMBLES	
PLAYER	NO.	PLAYER	NO.	PLAYER	NO.	PLAYER	NO.	PLAYER	NO.
B. Murphy Jr.	9	C. Jones	1.0						
J. Bullard	8								
J. Hicks	8								
J. Thompson	8								
H. Reddick	6								

OCTOBER 13, 2019  
CARDINALS VS. ATLANTA FALCONS  
W 34-33

TOP TACKLERS		SACKS		INTS		FORCED FUMBLES		RECOVERED FUMBLES	
PLAYER	NO.	PLAYER	NO.	PLAYER	NO.	PLAYER	NO.	PLAYER	NO.
J. Hicks	9	R. Gunter	0.5			T. Suggs	1		
H. Reddick	9	C. Jones	0.5						
B. Baker	8	C. Peters	0.5						
B. Murphy Jr.	6	T. Suggs	0.5						
C. Peters	5								





OCTOBER 20, 2019  
CARDINALS @ NEW YORK GIANTS  
W 27-21

TOP TACKLERS		SACKS		INTS		FORCED FUMBLES		RECOVERED FUMBLES	
PLAYER	NO.	PLAYER	NO.	PLAYER	NO.	PLAYER	NO.	PLAYER	NO.
B. Baker	9	C. Jones	4.0	J. Hicks	1	C. Jones	1	C. Jones	1
J. Hicks	8	C. Peters	1.0			P. Peterson	1	H. Reddick	1
P. Peterson	7	P. Peterson	1.0			T. Suggs	1		
C. Jones	5	B. Reed	1.0						
B. Murphy Jr.	5	T. Suggs	1.0						



# CARDINALS TURNOVER ANALYSIS

## 2019 REGULAR SEASON - DEFENSIVE TAKEAWAYS

DATE	OPPONENT	TAKEAWAY	QTR.	YD-LINE	RESULT
9/8	Detroit	C. Jones FR (C. Jones FF)	1	ARZ-34	Punt
9/15	at Baltimore	None			
9/22	Carolina	C. Jones FR (C. Jones FF)	1	ARZ-26	TD
9/29	Seattle	None			
10/6	at Cincinnati	None			
10/13	Atlanta	None			
10/20	at N.Y. Giants	J. Hicks INT (D. Jones) C. Jones FR (C. Jones FF) H. Reddick FR (P. Peterson FF)	1 3 4	NYG-46 ARZ-49 NYG-20	TD TD FG
10/27	at New Orleans	--	--	--	--
10/31	San Francisco	--	--	--	--
11/10	at Tampa Bay	--	--	--	--
11/17	at San Francisco	--	--	--	--
12/01	L.A. Rams	--	--	--	--
12/08	Pittsburgh	--	--	--	--
12/15	Cleveland	--	--	--	--
12/22	at Seattle	--	--	--	--
12/29	at L.A. Rams	--	--	--	--

## 2019 REGULAR SEASON - OFFENSIVE GIVEAWAYS

DATE	OPPONENT	GIVEAWAY	QTR.	YD-LINE	RESULT
9/8	Detroit	K. Murray INT (T. Walker)	1	ARZ-24	Fumble
9/15	at Baltimore	None			
9/22	Carolina	K. Murray INT (D. Jackson) K. Murray INT (D. Jackson)	3 4	ARZ-47 ARZ-22	TD FG
9/29	Seattle	K. Murray INT (J. Clowney)	1	ARZ-27	TD
10/6	at Cincinnati	None			
10/13	Atlanta	None			
10/20	at N.Y. Giants	None			
10/27	at New Orleans	--	--	--	--
10/31	San Francisco	--	--	--	--
11/10	at Tampa Bay	--	--	--	--
11/17	at San Francisco	--	--	--	--
12/01	L.A. Rams	--	--	--	--
12/08	Pittsburgh	--	--	--	--
12/15	Cleveland	--	--	--	--
12/22	at Seattle	--	--	--	--
12/29	at L.A. Rams	--	--	--	--

## 2019 REGULAR SEASON - SPECIAL TEAMS/MISC TAKEAWAYS

DATE	OPPONENT	TAKEAWAY	QTR.	YD-LINE	RESULT
9/8	Detroit	T. Sherfield FR (J. Agnew fumble)	2	DET-8	FG

## 2019 REGULAR SEASON - TURNOVERS

<b>Offense:</b>	4 Giveaways 17 Points (2 TD, 1 FG)	<b>Ratio</b> +2 (6 takeaways, 4 giveaways)
<b>Defense:</b>	5 Takeaways 24 Points (3 TD, 1 FG)	
<b>Special Teams:</b>	0 Giveaway 0 Points (0 TD, 0 FG)	<b>Points Off Turnovers Ratio</b> +10 (27 scored, 17 allowed)
	1 Takeaway 3 Points (0 TD, 1 FG)	





		RUSHES				RECEPTIONS				RETURNS			
DATE	OPPONENT	GAIN	PLAYER	QTR	RESULT	GAIN	PLAYER	QTR	RESULT	GAIN	PLAYER	QTR	RESULT
09/08	Detroit	18 12 10	David Johnson Christian Kirk David Johnson	3 4 4	FG FG TD	41 27t 45	Larry Fitzgerald David Johnson Larry Fitzgerald	4 4 5	FG TD FG	32	Andy Isabella (KR)	3	Punt
09/15	at Baltimore					34 26 31 24 40 21 54	Christian Kirk Christian Kirk KeeSean Johnson Christian Kirk Larry Fitzgerald Maxx Williams Larry Fitzgerald	1 2' 2' 2 3' 3' 4	FG FG FG Half FG FG TD				
09/22	Carolina	12 15 17 20	Kyler Murray David Johnson Kyler Murray Kyler Murray	1' 1' 3 3	TD TD TD FG	23	Larry Fitzgerald	3	TD				
09/29	Seattle	15 10 14	Kyler Murray Chase Edmonds David Johnson	2' 2' 4	Miss FG Miss FG Game	31 28 21	David Johnson David Johnson Maxx Williams	1 2 4	FG Miss FG TD				
10/06	at Cincinnati	11 17 14 15 19 12 37t 24	Kyler Murray David Johnson David Johnson David Johnson Kyler Murray Kyler Murray Chase Edmonds Kyler Murray	1 1 2 2' 2' 4' 4' 4	TD Miss FG FG FG FG TD TD FG	27 23 24 28 24	Charles Clay Trent Sherfield David Johnson Pharoh Cooper David Johnson	1 2 3 3 4	Miss FG FG Punt FG FG	30	Pharoh Cooper (KR)	1	TD
10/13	Atlanta	17 15 14	David Johnson Chase Edmonds Kyler Murray	2 2 3	TD FG TD	38 58 30 31 20t 22	Trent Sherfield Damiere Byrd David Johnson Chase Edmonds Maxx Williams Larry Fitzgerald	1 2 2' 2' 3 3	FG TD TD TD TD Punt	37	Pharoh Cooper (KR)	3	TD
10/20	at N.Y. Giants	20t 11 20t 12 11 22t 11	Chase Edmonds Chase Edmonds Chase Edmonds Chase Edmonds Kyler Murray Chase Edmonds Chase Edmonds	1 1' 1' 1 3' 3' 3	TD TD TD FG TD TD Punt								
10/27	at New Orleans	--	--	--	--	--	--	--	--	--	--	--	--
10/31	San Francisco	--	--	--	--	--	--	--	--	--	--	--	--
11/10	at Tampa Bay	--	--	--	--	--	--	--	--	--	--	--	--
11/17	at San Francisco	--	--	--	--	--	--	--	--	--	--	--	--
12/01	L.A. Rams	--	--	--	--	--	--	--	--	--	--	--	--
12/08	Pittsburgh	--	--	--	--	--	--	--	--	--	--	--	--
12/15	Cleveland	--	--	--	--	--	--	--	--	--	--	--	--
12/22	at Seattle	--	--	--	--	--	--	--	--	--	--	--	--
12/29	at L.A. Rams	--	--	--	--	--	--	--	--	--	--	--	--



# OPPONENT BIG PLAYS

DATE	OPPONENT	RUSHES				RECEPTIONS				RETURNS			
		GAIN	PLAYER	QTR	RESULT	GAIN	PLAYER	QTR	RESULT	GAIN	PLAYER	QTR	RESULT
09/08	Detroit	12	Matthew Stafford	2	TD	28 47t 39 24 23t 21 23	T.J. Hockenson Danny Amendola T.J. Hockenson T.J. Hockenson T.J. Hockenson Marvin Jones Jr. Marvin Jones Jr.	1 2 2 3' 4' 5' 5'	Punt TD TD TD TD FG FG				
09/15	at Baltimore	19 16 16 18 11 19 10 14 11	Lamar Jackson Mark Ingram Lamar Jackson Lamar Jackson Lamar Jackson Lamar Jackson Lamar Jackson Lamar Jackson Mark Ingram	1 1' 1' 2 3 3 4 4 4	TD FG FG TD Punt FG FG Punt Game	27t 28 24 20 41	Mark Andrews Mark Andrews Mark Andrews Mark Ingram Marquise Brown	1 1 2' 2' 4	TD FG TD TD Game				
09/22	Carolina	12 76t	D.J. Moore Christian McCaffrey	1 3	TD TD	52t 20 33	D.J. Moore Greg Olsen Jarius Wright	2 3' 3'	TD TD TD				
09/29	Seattle	11 10 12	Chris Carson Chris Carson Chris Carson	2 3 4	FG Punt TD	32 28	Jaron Brown Tyler Lockett	2' 2'	TD TD				
10/06	at Cincinnati	13 18 15	Joe Mixon Joe Mixon Joe Mixon	1' 1' 3	FG FG FG	29 42t	Tyler Boyd Tyler Boyd	4' 4'	TD TD	52	Brandon Wilson (KR)	2	FG
10/13	Atlanta	15 14	Devonta Freeman Devonta Freeman	1 3	TD TD	21 20 22 23 30 22	Jaeden Graham Julio Jones Austin Hooper Calvin Ridley Austin Hooper Julio Jones	2 3 3 4' 4' 4	FG FG TD TD TD TD	33	Ito Smith (KR)	2	Punt
10/20	at N.Y. Giants	11 20 11	Daniel Jones Saquon Barkley Saquon Barkley	1 2 4	INT TD TD	20 28t 20	Golden Tate Rhett Ellison Darius Slayton	2' 2' 4	TD TD TD	30	Darius Slayton (KR)	3	Miss FG
10/27	at New Orleans	--	--	--	--	--	--	--	--	--	--	--	--
10/31	San Francisco	--	--	--	--	--	--	--	--	--	--	--	--
11/10	at Tampa Bay	--	--	--	--	--	--	--	--	--	--	--	--
11/17	at San Francisco	--	--	--	--	--	--	--	--	--	--	--	--
12/01	L.A. Rams	--	--	--	--	--	--	--	--	--	--	--	--
12/08	Pittsburgh	--	--	--	--	--	--	--	--	--	--	--	--
12/15	Cleveland	--	--	--	--	--	--	--	--	--	--	--	--
12/22	at Seattle	--	--	--	--	--	--	--	--	--	--	--	--
12/29	at L.A. Rams	--	--	--	--	--	--	--	--	--	--	--	--



# CARDINALS SCORING AND TAKEAWAY-GIVEAWAY



DATE	OPPONENT	W/L/T	CARDINALS						OPPONENTS						POINT	OVERALL
			1ST	2ND	3RD	4TH	OT	TOTAL	1ST	2ND	3RD	4TH	OT	TOTAL	DIFF	RECORD
9/8	Detroit	T	0	3	3	18	3	27	0	17	0	7	3	27	0	0-0-1
9/15	at Baltimore	L	3	3	3	8	--	17	7	10	0	6	--	23	-6	0-1-1
9/22	Carolina	L	7	3	10	0	--	20	0	14	14	10	--	38	-18	0-2-1
9/29	Seattle	L	0	3	0	7	--	10	10	10	0	7	--	27	-17	0-3-1
10/6	at Cincinnati	W	7	6	0	13	--	26	3	3	3	14	--	23	3	1-3-1
10/13	Atlanta	W	3	17	7	7	--	34	7	3	10	13	--	33	1	2-3-1
10/20	at N.Y. Giants	W	14	3	7	3	--	27	0	14	0	7	--	21	6	3-3-1
10/27	at New Orleans	--	--	--	--	--	--	--	--	--	--	--	--	--	--	--
10/31	San Francisco	--	--	--	--	--	--	--	--	--	--	--	--	--	--	--
11/10	at Tampa Bay	--	--	--	--	--	--	--	--	--	--	--	--	--	--	--
11/17	at San Francisco	--	--	--	--	--	--	--	--	--	--	--	--	--	--	--
12/1	L.A. Rams	--	--	--	--	--	--	--	--	--	--	--	--	--	--	--
12/8	Pittsburgh	--	--	--	--	--	--	--	--	--	--	--	--	--	--	--
12/15	Cleveland	--	--	--	--	--	--	--	--	--	--	--	--	--	--	--
12/22	at Seattle	--	--	--	--	--	--	--	--	--	--	--	--	--	--	--
12/29	at L.A. Rams	--	--	--	--	--	--	--	--	--	--	--	--	--	--	--
<b>2019 TOTALS:</b>		<b>3-3-1</b>	<b>34</b>	<b>38</b>	<b>30</b>	<b>56</b>	<b>3</b>	<b>161</b>	<b>27</b>	<b>71</b>	<b>27</b>	<b>64</b>	<b>3</b>	<b>192</b>	<b>-31</b>	<b>3-3-1</b>
<b>AVG/GAME:</b>			<b>4.9</b>	<b>5.4</b>	<b>4.3</b>	<b>8.0</b>	<b>3.0</b>	<b>23.0</b>	<b>3.9</b>	<b>10.1</b>	<b>3.9</b>	<b>9.1</b>	<b>3.0</b>	<b>27.4</b>	<b>-4.4</b>	

## 2019 REGULAR SEASON TAKEAWAY/GIVEAWAY CHART

DATE	OPPONENT	ARI +/- RATIO	ARI TAKEAWAYS	POINTS OFF TAKEAWAYS	ARI GIVEAWAYS	POINTS OFF GIVEAWAYS	POINTS OFF TO RATIO
09/08	Detroit	+1	2 (2 FUM, 0 INT)	3	1 (0 FUM, 1 INT)	0	+3
09/15	at Baltimore	0	0 (0 FUM, 0 INT)	0	0 (0 FUM, 0 INT)	0	0
09/22	Carolina	-1	1 (1 FUM, 0 INT)	7	2 (0 FUM, 2 INT)	10	-3
09/29	Seattle	-1	0 (0 FUM, 0 INT)	0	1 (0 FUM, 1 INT)	7	-7
10/06	at Cincinnati	0	0 (0 FUM, 0 INT)	0	0 (0 FUM, 0 INT)	0	0
10/13	Atlanta	0	0 (0 FUM, 0 INT)	0	0 (0 FUM, 0 INT)	0	0
10/20	at N.Y. Giants	+3	3 (2 FUM, 1 INT)	17	0 (0 FUM, 0 INT)	0	+17
10/27	at New Orleans	--	--	--	--	--	--
10/31	San Francisco	--	--	--	--	--	--
11/10	at Tampa Bay	--	--	--	--	--	--
11/17	at San Francisco	--	--	--	--	--	--
12/01	L.A. Rams	--	--	--	--	--	--
12/08	Pittsburgh	--	--	--	--	--	--
12/15	Cleveland	--	--	--	--	--	--
12/22	at Seattle	--	--	--	--	--	--
12/29	at L.A. Rams	--	--	--	--	--	--
<b>TOTALS</b>		<b>+2</b>	<b>6 (5 FUM, 1 INT)</b>	<b>27</b>	<b>4 (0 FUM, 4 INT)</b>	<b>17</b>	<b>+10</b>



# CARDINALS POSSESSION BREAKDOWN

DATE	OPPONENT	QB	POSS	TD	PAT	2-PT	M-2PT	FG	FGA	FGM	BK-FG	PUNT	INT	FUM	SAF	DWNS	HF	GM	PTS	TD%	SCORE%	PTS/POSS
9/8	Detroit	K. Murray	16	2	1	1	1	4	4	0	0	8	1	0	0	0	1	0	27	12.5	37.5	1.69
9/15	at Baltimore	K. Murray	10	1	0	1	1	3	3	0	0	5	0	0	0	0	1	0	17	10.0	40.0	1.70
9/22	Carolina	K. Murray	11	2	2	0	0	2	2	0	0	5	2	0	0	0	0	0	20	18.2	36.4	1.82
9/29	Seattle	K. Murray	10	1	1	0	0	1	3	2	0	3	1	0	0	0	1	1	10	10.0	20.0	1.00
10/6	at Cincinnati	K. Murray	10	2	2	0	0	4	5	1	0	3	0	0	0	0	0	0	26	20.0	60.0	2.60
10/13	Atlanta	K. Murray	10	4	4	0	0	2	2	0	0	3	0	0	0	0	0	1	34	40.0	60.0	3.40
10/20	at N.Y. Giants	K. Murray	12	3	3	0	0	2	2	0	0	5	0	0	0	0	1	1	27	25.0	41.7	2.25
10/27	at New Orleans	--	--	--	--	--	--	--	--	--	--	--	--	--	--	--	--	--	--	--	--	--
10/31	San Francisco	--	--	--	--	--	--	--	--	--	--	--	--	--	--	--	--	--	--	--	--	--
11/10	at Tampa Bay	--	--	--	--	--	--	--	--	--	--	--	--	--	--	--	--	--	--	--	--	--
11/17	at San Francisco	--	--	--	--	--	--	--	--	--	--	--	--	--	--	--	--	--	--	--	--	--
12/1	L.A. Rams	--	--	--	--	--	--	--	--	--	--	--	--	--	--	--	--	--	--	--	--	--
12/8	Pittsburgh	--	--	--	--	--	--	--	--	--	--	--	--	--	--	--	--	--	--	--	--	--
12/15	Cleveland	--	--	--	--	--	--	--	--	--	--	--	--	--	--	--	--	--	--	--	--	--
12/22	at Seattle	--	--	--	--	--	--	--	--	--	--	--	--	--	--	--	--	--	--	--	--	--
12/29	at L.A. Rams	--	--	--	--	--	--	--	--	--	--	--	--	--	--	--	--	--	--	--	--	--
<b>K. MURRAY TOTALS:</b>			<b>79</b>	<b>15</b>	<b>13</b>	<b>2</b>	<b>2</b>	<b>18</b>	<b>21</b>	<b>3</b>	<b>0</b>	<b>32</b>	<b>4</b>	<b>0</b>	<b>0</b>	<b>0</b>	<b>4</b>	<b>3</b>	<b>161</b>	<b>19.0</b>	<b>41.8</b>	<b>2.04</b>
<b>2019 TOTALS:</b>			<b>79</b>	<b>15</b>	<b>13</b>	<b>2</b>	<b>2</b>	<b>18</b>	<b>21</b>	<b>3</b>	<b>0</b>	<b>32</b>	<b>4</b>	<b>0</b>	<b>0</b>	<b>0</b>	<b>4</b>	<b>3</b>	<b>161</b>	<b>19.0</b>	<b>41.8</b>	<b>2.04</b>

DATE	OPPONENT	QB	POSS	TD	PAT	2-PT	M-2PT	FG	FGA	FGM	BK-FG	PUNT	INT	FUM	SAF	DWNS	HF	GM	PTS	TD%	SCORE%	PTS/POSS
9/8	Detroit	M. Stafford	15	3	3	0	0	2	2	0	0	8	0	2	0	1	0	0	27	20.0	33.3	1.80
9/15	at Baltimore	L. Jackson	10	2	2	0	0	3	3	0	0	3	0	0	0	1	0	1	23	20.0	50.0	2.30
9/22	Carolina	K. Allen	12	5	5	0	0	1	1	0	0	3	0	1	0	0	1	1	38	41.7	50.0	3.17
9/29	Seattle	R. Wilson	8	2	3	0	0	2	2	0	0	4	0	0	0	0	0	0	20	25.0	50.0	2.50
10/6	at Cincinnati	A. Dalton	9	2	2	0	0	3	3	0	0	3	0	0	0	1	0	0	23	22.2	55.6	2.56
10/13	Atlanta	M. Ryan	9	4	4	0	0	2	2	0	0	3	0	0	0	0	1	0	33	44.4	66.7	3.67
10/20	at N.Y. Giants	D. Jones	10	2	3	0	0	0	1	1	0	3	1	2	0	1	0	0	14	20.0	20.0	1.40
10/27	at New Orleans	--	--	--	--	--	--	--	--	--	--	--	--	--	--	--	--	--	--	--	--	--
10/31	San Francisco	--	--	--	--	--	--	--	--	--	--	--	--	--	--	--	--	--	--	--	--	--
11/10	at Tampa Bay	--	--	--	--	--	--	--	--	--	--	--	--	--	--	--	--	--	--	--	--	--
11/17	at San Francisco	--	--	--	--	--	--	--	--	--	--	--	--	--	--	--	--	--	--	--	--	--
12/1	L.A. Rams	--	--	--	--	--	--	--	--	--	--	--	--	--	--	--	--	--	--	--	--	--
12/8	Pittsburgh	--	--	--	--	--	--	--	--	--	--	--	--	--	--	--	--	--	--	--	--	--
12/15	Cleveland	--	--	--	--	--	--	--	--	--	--	--	--	--	--	--	--	--	--	--	--	--
12/22	at Seattle	--	--	--	--	--	--	--	--	--	--	--	--	--	--	--	--	--	--	--	--	--
12/29	at L.A. Rams	--	--	--	--	--	--	--	--	--	--	--	--	--	--	--	--	--	--	--	--	--
<b>2019 TOTALS:</b>			<b>73</b>	<b>20</b>	<b>22</b>	<b>0</b>	<b>0</b>	<b>13</b>	<b>14</b>	<b>1</b>	<b>0</b>	<b>27</b>	<b>1</b>	<b>5</b>	<b>0</b>	<b>4</b>	<b>2</b>	<b>2</b>	<b>178</b>	<b>27.4</b>	<b>45.2</b>	<b>2.44</b>

# THIRD DOWN EFFICIENCY ANALYSIS



## CARDINALS 2019 REGULAR SEASON THIRD DOWN EFFICIENCY

### CARDINALS

Date	Opponent	3rd & 1	3rd & 2	3rd & 3	3rd & 4	3rd & 5	3rd & 6	3rd & 7	3rd & 8	3rd & 9	3rd & 10+	Total
09/08	Detroit	1 / 2	1 / 2	0 / 0	1 / 2	1 / 1	0 / 0	3 / 5	1 / 2	0 / 1	1 / 7	9 / 22
09/15	at Baltimore	0 / 1	0 / 0	0 / 1	0 / 0	0 / 1	1 / 1	0 / 0	0 / 1	1 / 1	0 / 5	2 / 11
09/22	Carolina	6 / 6	0 / 0	0 / 0	1 / 1	1 / 2	0 / 0	0 / 2	1 / 1	0 / 0	0 / 5	9 / 17
09/29	Seattle	0 / 0	0 / 0	1 / 1	0 / 1	0 / 0	0 / 0	0 / 0	2 / 3	0 / 1	0 / 3	3 / 9
10/06	at Cincinnati	1 / 1	0 / 0	1 / 1	0 / 1	1 / 1	0 / 1	1 / 3	0 / 0	1 / 2	1 / 3	6 / 13
10/13	Atlanta	1 / 2	2 / 2	0 / 0	0 / 0	2 / 3	0 / 0	0 / 1	1 / 1	0 / 0	1 / 4	7 / 13
10/20	at N.Y. Giants	1 / 1	1 / 1	0 / 0	0 / 0	2 / 3	1 / 2	1 / 2	0 / 0	0 / 0	1 / 6	7 / 15
10/27	at New Orleans	--	--	--	--	--	--	--	--	--	--	--
10/31	San Francisco	--	--	--	--	--	--	--	--	--	--	--
11/10	at Tampa Bay	--	--	--	--	--	--	--	--	--	--	--
11/17	at San Francisco	--	--	--	--	--	--	--	--	--	--	--
12/01	L.A. Rams	--	--	--	--	--	--	--	--	--	--	--
12/08	Pittsburgh	--	--	--	--	--	--	--	--	--	--	--
12/15	Cleveland	--	--	--	--	--	--	--	--	--	--	--
12/22	at Seattle	--	--	--	--	--	--	--	--	--	--	--
12/29	at L.A. Rams	--	--	--	--	--	--	--	--	--	--	--
<b>TOTALS</b>		<b>10 / 13</b>	<b>4 / 5</b>	<b>2 / 3</b>	<b>2 / 5</b>	<b>7 / 11</b>	<b>2 / 4</b>	<b>5 / 13</b>	<b>5 / 8</b>	<b>2 / 5</b>	<b>4 / 33</b>	<b>43 / 100</b>
		<b>76.9%</b>	<b>80.0%</b>	<b>66.7%</b>	<b>40.0%</b>	<b>63.6%</b>	<b>50.0%</b>	<b>38.5%</b>	<b>62.5%</b>	<b>40.0%</b>	<b>12.1%</b>	<b>43.0%</b>
		<b>3RD &amp; 1-3: 16 / 21 = 76.2%</b>			<b>3RD &amp; 4-6: 11 / 20 = 55.0%</b>			<b>3RD &amp; 7-10+: 16 / 59 = 27.1%</b>				

## OPPONENT 2019 REGULAR SEASON THIRD DOWN EFFICIENCY

### OPPONENT

Date	Opponent	3rd & 1	3rd & 2	3rd & 3	3rd & 4	3rd & 5	3rd & 6	3rd & 7	3rd & 8	3rd & 9	3rd & 10+	Total
09/08	Detroit	2 / 4	1 / 1	1 / 1	0 / 0	0 / 1	0 / 2	1 / 2	0 / 1	0 / 0	1 / 6	6 / 18
09/15	at Baltimore	1 / 1	0 / 1	0 / 0	1 / 2	0 / 0	1 / 1	2 / 2	0 / 0	0 / 0	2 / 7	7 / 14
09/22	Carolina	0 / 0	0 / 0	1 / 1	0 / 1	3 / 5	0 / 0	0 / 2	0 / 0	0 / 0	0 / 1	4 / 10
09/29	Seattle	0 / 0	2 / 2	0 / 0	1 / 2	0 / 1	0 / 1	0 / 0	0 / 0	0 / 1	1 / 3	4 / 10
10/06	at Cincinnati	1 / 1	2 / 2	0 / 0	0 / 0	1 / 5	0 / 0	0 / 1	0 / 1	0 / 0	1 / 2	5 / 12
10/13	Atlanta	2 / 2	1 / 2	0 / 0	2 / 2	0 / 0	0 / 0	0 / 2	0 / 0	0 / 0	1 / 3	6 / 11
10/20	at N.Y. Giants	0 / 0	0 / 0	0 / 1	1 / 1	0 / 0	0 / 0	1 / 1	1 / 1	0 / 0	1 / 8	4 / 12
10/27	at New Orleans	--	--	--	--	--	--	--	--	--	--	--
10/31	San Francisco	--	--	--	--	--	--	--	--	--	--	--
11/10	at Tampa Bay	--	--	--	--	--	--	--	--	--	--	--
11/17	at San Francisco	--	--	--	--	--	--	--	--	--	--	--
12/01	L.A. Rams	--	--	--	--	--	--	--	--	--	--	--
12/08	Pittsburgh	--	--	--	--	--	--	--	--	--	--	--
12/15	Cleveland	--	--	--	--	--	--	--	--	--	--	--
12/22	at Seattle	--	--	--	--	--	--	--	--	--	--	--
12/29	at L.A. Rams	--	--	--	--	--	--	--	--	--	--	--
<b>TOTALS</b>		<b>6 / 8</b>	<b>6 / 8</b>	<b>2 / 3</b>	<b>5 / 8</b>	<b>4 / 12</b>	<b>1 / 4</b>	<b>4 / 10</b>	<b>1 / 3</b>	<b>0 / 1</b>	<b>7 / 30</b>	<b>36 / 87</b>
		<b>75.0%</b>	<b>75.0%</b>	<b>66.7%</b>	<b>62.5%</b>	<b>33.3%</b>	<b>25.0%</b>	<b>40.0%</b>	<b>33.3%</b>	<b>0.0%</b>	<b>23.3%</b>	<b>41.4%</b>
		<b>3RD &amp; 1-3: 14 / 19 = 73.7%</b>			<b>3RD &amp; 4-6: 10 / 24 = 41.7%</b>			<b>3RD &amp; 7-10+: 12 / 44 = 27.3%</b>				





# RED ZONE BREAKDOWN

## CARDINALS

Date	Opponent	Pos	TD	PAT	2-Pt.	Miss		FG	FGA	Blk/		INT	Fum	Dwns	Half	Game	Pts	Score		Pts/
						PAT				MFG								TD%	Pct.	
09/08	Detroit	4	1	0	1	0		3	3	0		0	0	0	0	0	17	25.0	100.0	4.3
09/15	at Baltimore	4	1	0	1	0		3	3	0		0	0	0	0	0	17	25.0	100.0	4.3
09/22	Carolina	3	2	2	0	0		1	1	0		0	0	0	0	0	17	66.7	100.0	5.7
09/29	Seattle	3	1	1	0	0		1	1	0		0	0	0	0	1	10	33.3	66.7	3.3
10/06	at Cincinnati	6	1	1	0	0		4	5	1		0	0	0	0	0	19	16.7	83.3	3.2
10/13	Atlanta	4	3	3	0	0		1	1	0		0	0	0	0	0	24	75.0	100.0	6.0
10/20	at N.Y. Giants	2	0	0	0	0		1	1	0		0	0	0	0	1	3	0.0	50.0	1.5
10/27	at New Orleans	--	--	--	--	--		--	--	--		--	--	--	--	--	--	--	--	--
10/31	San Francisco	--	--	--	--	--		--	--	--		--	--	--	--	--	--	--	--	--
11/10	at Tampa Bay	--	--	--	--	--		--	--	--		--	--	--	--	--	--	--	--	--
11/17	at San Francisco	--	--	--	--	--		--	--	--		--	--	--	--	--	--	--	--	--
12/01	L.A. Rams	--	--	--	--	--		--	--	--		--	--	--	--	--	--	--	--	--
12/08	Pittsburgh	--	--	--	--	--		--	--	--		--	--	--	--	--	--	--	--	--
12/15	Cleveland	--	--	--	--	--		--	--	--		--	--	--	--	--	--	--	--	--
12/22	at Seattle	--	--	--	--	--		--	--	--		--	--	--	--	--	--	--	--	--
12/29	at L.A. Rams	--	--	--	--	--		--	--	--		--	--	--	--	--	--	--	--	--
<b>TOTALS</b>		<b>26</b>	<b>9</b>	<b>7</b>	<b>2</b>	<b>0</b>		<b>14</b>	<b>15</b>	<b>1</b>		<b>0</b>	<b>0</b>	<b>0</b>	<b>0</b>	<b>2</b>	<b>107</b>	<b>34.6</b>	<b>88.5</b>	<b>4.1</b>

## OPPONENT

Date	Opponent	Pos	TD	PAT	2-Pt.	Miss		FG	FGA	Blk/		INT	Fum	Dwns	Half	Game	Pts	Score		Pts/
						PAT				MFG								TD%	Pct.	
09/08	Detroit	3	2	2	0	0		1	1	0		0	0	0	0	0	17	66.7	100.0	5.7
09/15	at Baltimore	4	1	1	0	0		2	2	0		0	0	0	0	1	13	25.0	75.0	3.3
09/22	Carolina	5	3	3	0	0		1	1	0		0	1	0	0	0	24	60.0	80.0	4.8
09/29	Seattle	4	2	2	0	0		2	2	0		0	0	0	0	0	20	50.0	100.0	5.0
10/06	at Cincinnati	3	1	1	0	0		2	2	0		0	0	0	0	0	13	33.3	100.0	4.3
10/13	Atlanta	5	4	3	0	1		1	1	0		0	0	0	0	0	30	80.0	100.0	6.0
10/20	at N.Y. Giants	2	1	1	0	0		0	1	1		0	0	0	0	0	7	50.0	50.0	3.5
10/27	at New Orleans	--	--	--	--	--		--	--	--		--	--	--	--	--	--	--	--	--
10/31	San Francisco	--	--	--	--	--		--	--	--		--	--	--	--	--	--	--	--	--
11/10	at Tampa Bay	--	--	--	--	--		--	--	--		--	--	--	--	--	--	--	--	--
11/17	at San Francisco	--	--	--	--	--		--	--	--		--	--	--	--	--	--	--	--	--
12/01	L.A. Rams	--	--	--	--	--		--	--	--		--	--	--	--	--	--	--	--	--
12/08	Pittsburgh	--	--	--	--	--		--	--	--		--	--	--	--	--	--	--	--	--
12/15	Cleveland	--	--	--	--	--		--	--	--		--	--	--	--	--	--	--	--	--
12/22	at Seattle	--	--	--	--	--		--	--	--		--	--	--	--	--	--	--	--	--
12/29	at L.A. Rams	--	--	--	--	--		--	--	--		--	--	--	--	--	--	--	--	--
<b>TOTALS</b>		<b>26</b>	<b>14</b>	<b>13</b>	<b>0</b>	<b>1</b>		<b>9</b>	<b>10</b>	<b>1</b>		<b>0</b>	<b>1</b>	<b>0</b>	<b>0</b>	<b>1</b>	<b>124</b>	<b>53.8</b>	<b>88.5</b>	<b>4.8</b>



## OFFENSIVE

HIGH	DATE	OPPONENT		OPPONENT	DATE	LOW
34	10/13	vs. Atlanta	Points	vs. Seattle	9/29	10
4	10/13	vs. Atlanta	Total Touchdowns	at Baltimore	9/15	1
82	9/8	vs. Detroit	Total Plays	vs. Seattle	9/29	54
514	10/6	at Cincinnati	Total Net Yards	at Baltimore	9/15	245
26	10/6	at Cincinnati	Total First Downs	at N.Y. Giants	10/20	15
11	10/6	at Cincinnati	First Downs Rushing	at Baltimore	9/15	2
16	9/8	vs. Detroit	First Downs Passing	at Baltimore	9/15	8
	10/13	vs. Atlanta		at N.Y. Giants	10/20	
2	9/8	vs. Detroit	First Down Penalties	at Baltimore	9/15	1
	9/22	vs. Carolina				
	9/29	vs. Seattle				
	10/6	at Cincinnati				
	10/13	vs. Atlanta				
	10/20	at N.Y. Giants				
53.9%	10/13	vs. Atlanta	Third Down Efficiency	at Baltimore	9/15	18.2%
7.2	10/6	at Cincinnati	Average Yards Per Play	vs. Carolina	9/22	3.4
266	10/6	at Cincinnati	Total Net Yards Rushing	at Baltimore	9/15	20
38	10/6	at Cincinnati	Rushing Attempts	at Baltimore	9/15	11
	10/20	at N.Y. Giants				
7	10/6	at Cincinnati	Rushing Average Yards	at Baltimore	9/15	1.8
3	10/20	at N.Y. Giants	Rushing Touchdowns	vs. Detroit	9/8	0
				vs. Carolina	9/22	
340	10/13	vs. Atlanta	Total Net Yards Passing	at N.Y. Giants	10/20	89
54	9/8	vs. Detroit	Passing Attempts	at N.Y. Giants	10/20	21
30	9/22	vs. Carolina	Passing Completions	at N.Y. Giants	10/20	14
3	10/13	vs. Atlanta	Passing Touchdowns	at Baltimore	9/15	0
				vs. Seattle	9/29	
				at Cincinnati	10/6	
				at N.Y. Giants	10/20	
9.2	10/13	vs. Atlanta	Passing Yards Average	vs. Carolina	9/22	2.5
2	9/22	vs. Carolina	Passes Thrown for Interception	at Baltimore	9/15	0
				at Cincinnati	10/6	
				vs. Atlanta	10/13	
				at N.Y. Giants	10/20	
8	9/22	vs. Carolina	Times Sacked	vs. Atlanta	10/13	0
46	9/22	vs. Carolina	Sack Yards Lost	vs. Atlanta	10/13	0
8	9/22	vs. Carolina	QB Sacks	vs. Atlanta	10/13	0
8	9/8	vs. Detroit	Total Punts	vs. Seattle	9/29	3
				at Cincinnati	10/6	
				vs. Atlanta	10/13	
380	9/8	vs. Detroit	Total Punt Yards	vs. Seattle	9/29	141
53.4	9/15	at Baltimore	Punt Gross Average Yards	at N.Y. Giants	10/20	33.8
48	9/29	vs. Seattle	Punt Net Average Yards	at N.Y. Giants	10/20	22
3	9/8	vs. Detroit	Punt Returns	at Baltimore	9/15	1
				vs. Seattle	9/29	
				vs. Atlanta	10/13	
				at N.Y. Giants	10/20	
24	10/6	at Cincinnati	Punt Return Yards	at Baltimore	9/15	0
12.0	10/6	at Cincinnati	Punt Return Yards Average	at Baltimore	9/15	0.0
4	9/8	vs. Detroit	Kickoff Returns	vs. Seattle	9/29	0
	9/15	at Baltimore				
86	9/8	vs. Detroit	Kickoff Return Yards	vs. Seattle	9/29	0
				at N.Y. Giants	10/20	
12	10/6	at Cincinnati	Total Penalties	vs. Detroit	9/8	7
				vs. Carolina	9/22	
				vs. Seattle	9/29	
96	10/6	at Cincinnati	Penalty Yards	vs. Detroit	9/8	35
1	9/15	at Baltimore	Total Fumbles	vs. Detroit	9/8	0
				vs. Carolina	9/22	
				vs. Seattle	9/29	
				at Cincinnati	10/6	
				vs. Atlanta	10/13	
				at N.Y. Giants	10/20	



# CARDINALS HIGHS AND LOWS

0	9/8 9/15 9/22 9/29 10/6 10/13 10/20	vs. Detroit at Baltimore vs. Carolina vs. Seattle at Cincinnati vs. Atlanta at N.Y. Giants	Fumbles Lost	vs. Detroit at Baltimore vs. Carolina vs. Seattle at Cincinnati vs. Atlanta at N.Y. Giants	9/8 9/15 9/22 9/29 10/6 10/13 10/20	0
31:44	9/22	vs. Carolina	Time of Possession	at Baltimore	9/15	22:22





## DEFENSIVE

HIGH	DATE	OPPONENT		OPPONENT	DATE	LOW
38	9/22	vs. Carolina	Points	at N.Y. Giants	10/20	21
5	9/22	vs. Carolina	Total Touchdowns	at Baltimore	9/15	2
80	9/8	vs. Detroit	Total Plays	at Cincinnati	10/6	
477	9/8	vs. Detroit	Total Net Yards	vs. Carolina	9/22	59
31	10/13	vs. Atlanta	Total First Downs	vs. Seattle	9/29	
				at N.Y. Giants	10/20	263
9	9/15	at Baltimore	First Downs Rushing	vs. Carolina	9/22	21
20	10/13	vs. Seattle	First Downs Passing	vs. Carolina	9/22	4
4	10/13	vs. Atlanta	First Down Penalties	vs. Seattle	9/29	
				at Cincinnati	10/6	
54.6%	10/13	vs. Atlanta	Third Down Efficiency	at N.Y. Giants	10/20	
7	9/22	vs. Carolina	Average Yards Per Play	vs. Carolina	9/22	10
	10/13	vs. Atlanta		vs. Detroit	9/8	1
182	9/15	at Baltimore	Total Net Yards Rushing	at Baltimore	9/15	
33	9/15	at Baltimore	Rushing Attempts	vs. Detroit	9/8	33.3%
5.6	9/22	vs. Carolina	Rushing Average Yards	vs. Detroit	9/8	
1	9/22	vs. Carolina	Rushing Touchdowns	at Baltimore	9/15	
	9/29	vs. Seattle		at Cincinnati	10/6	
	10/20	at N.Y. Giants		vs. Atlanta	10/13	
361	9/8	vs. Detroit	Total Net Yards Passing	at N.Y. Giants	10/20	156
45	9/8	vs. Detroit	Passing Attempts	vs. Carolina	9/22	26
30	10/13	vs. Atlanta	Passing Completions	vs. Carolina	9/22	19
4	9/22	vs. Carolina	Passing Touchdowns	vs. Seattle	9/29	1
	10/13	vs. Atlanta		at N.Y. Giants	10/20	
9	10/13	vs. Atlanta	Passing Yards Average	at N.Y. Giants	10/20	3.6
1	10/20	at N.Y. Giants	Passes Thrown for Interception	vs. Detroit	9/8	0
				at Baltimore	9/15	
				vs. Carolina	9/22	
				vs. Seattle	9/29	
				at Cincinnati	10/6	
				vs. Atlanta	10/13	
8	10/20	at N.Y. Giants	Times Sacked	at Cincinnati	10/6	1
67	10/20	at N.Y. Giants	Sack Yards Lost	at Cincinnati	10/6	0
8	10/20	at N.Y. Giants	QB Sacks	at Cincinnati	10/6	1
8	9/8	vs. Detroit	Total Punts	at Baltimore	9/15	3
				vs. Carolina	9/22	
				at Cincinnati	10/6	
				vs. Atlanta	10/13	
				at N.Y. Giants	10/20	
314	9/8	vs. Detroit	Total Punt Yards	at N.Y. Giants	10/20	112
49	10/6	at Cincinnati	Punt Gross Average Yards	at N.Y. Giants	10/20	37.3
43	9/15	at Baltimore	Punt Net Average Yards	at N.Y. Giants	10/20	36.3
5	9/8	vs. Detroit	Punt Returns	vs. Carolina	9/22	1
				at N.Y. Giants	10/20	
45	9/15	at Baltimore	Punt Return Yards	vs. Seattle	9/29	-3
17.0	10/20	at N.Y. Giants	Punt Return Yards Average	vs. Seattle	9/29	-1.5
4	10/20	at N.Y. Giants	Kickoff Returns	vs. Seattle	9/29	1
97	10/6	at Cincinnati	Kickoff Return Yards	vs. Seattle	9/29	21
10	9/15	at Baltimore	Total Penalties	vs. Carolina	9/22	3
75	10/20	at N.Y. Giants	Penalty Yards	vs. Carolina	9/22	35
3	9/8	vs. Detroit	Total Fumbles	at Cincinnati	10/6	1
	9/29	vs. Seattle		vs. Atlanta	10/13	
	10/20	at N.Y. Giants				
2	9/8	vs. Detroit	Fumbles Lost	at Baltimore	9/15	0
	10/20	at N.Y. Giants		vs. Seattle	9/29	
				at Cincinnati	10/6	
				vs. Atlanta	10/13	
39:23	9/8	vs. Detroit	Time of Possession	vs. Carolina	9/22	28:16



# CARDINALS SUPERLATIVES

2019 REGULAR SEASON CARDINALS INDIVIDUAL SINGLE-GAME HIGHS			OPPONENT	DATE
Passes Attempted	54	Kyler Murray	vs. Lions	9/8
Passes Completed	30	Kyler Murray	vs. Panthers	9/22
Passing Yards	349	Kyler Murray	at Ravens	9/15
Touchdown Passes	3	Kyler Murray	vs. Falcons	10/13
Pass Receptions	10	Christian Kirk	vs. Panthers	9/22
Receiving Yards	114	Christian Kirk	at Ravens	9/15
Touchdown Receptions	1	Chase Edmonds	vs. Falcons	10/13
		David Johnson	vs. Falcons	10/13
		Maxx Williams	vs. Falcons	10/13
		Larry Fitzgerald	vs. Panthers	9/22
		David Johnson	vs. Panthers	9/22
		Larry Fitzgerald	vs. Lions	9/8
		David Johnson	vs. Lions	9/8
Rushing Attempts	27	Chase Edmonds	at Giants	10/20
Rushing Touchdowns	3	Chase Edmonds	at Giants	10/20
Yards From Scrimmage	156	David Johnson	at Bengals	10/6
Combined Net Yards	156	David Johnson	at Bengals	10/6
Interceptions Made	1	Jordan Hicks	at Giants	10/20
INT Return Yards	14	Jordan Hicks	at Giants	10/20
Sacks	4.0	Chandler Jones	at Giants	10/20
Punts	8	Andy Lee	vs. Lions	9/8
Punt Returns	3	Christian Kirk	vs. Lions	9/8
Punt Return Yards	24	Pharoh Cooper	at Bengals	10/6
Kickoff Returns	4	Damiere Byrd	at Ravens	9/15
		Andy Isabella	vs. Lions	9/8
Kickoff Return Yards	86	Andy Isabella	vs. Lions	9/8
Field Goals Attempted	5	Zane Gonzalez	at Bengals	10/6
Field Goals Made	4	Zane Gonzalez	at Bengals	10/6
		Zane Gonzalez	vs. Lions	9/8

2019 REGULAR SEASON ARIZONA CARDINALS LONGEST PLAYS			OPPONENT	DATE
Run From Scrimmage	37	Chase Edmonds	at Bengals	10/6
Touchdown Run	37	Chase Edmonds	at Bengals	10/6
Pass Reception	58	Damiere Byrd	vs. Falcons	10/13
Touchdown Reception	27	David Johnson	vs. Lions	9/8
Interception Return	14	Jordan Hicks	at Giants	10/20
Punt Return	20	Christian Kirk	vs. Panthers	9/22
Kickoff Return	37	Pharoh Cooper	vs. Falcons	10/13
Punt	59	Andy Lee	vs. Falcons	10/13
		Andy Lee	at Ravens	9/15
Field Goal	47	Zane Gonzalez	at Giants	10/20
		Zane Gonzalez	vs. Panthers	9/22



2019 REGULAR SEASON OPPONENTS INDIVIDUAL SINGLE-GAME HIGHS			OPPONENT	DATE
Passes Attempted	45	Matthew Stafford	vs. Lions	9/8
Passes Completed	30	Matt Ryan	vs. Falcons	10/13
Passing Yards	385	Matthew Stafford	vs. Lions	9/8
Touchdown Passes	4	Matt Ryan	vs. Falcons	10/13
		Kyle Allen	vs. Panthers	9/22
Pass Receptions	10	Tyler Boyd	at Bengals	10/6
Receiving Yards	131	T.J. Hockenson	vs. Lions	9/8
Touchdown Receptions	2	Devonta Freeman	vs. Falcons	10/13
		Greg Olsen	vs. Panthers	9/22
Rushing Yards	153	Christian McCaffrey	vs. Panthers	9/22
Rushing Attempts	24	Christian McCaffrey	vs. Panthers	9/22
Rushing Touchdowns	1	Saquon Barkley	at Giants	10/20
		C.J. Prosise	vs. Seahawks	9/29
		Christian McCaffrey	vs. Panthers	9/22
Yards From Scrimmage	188	Christian McCaffrey	vs. Panthers	9/22
Combined Net Yards	188	Christian McCaffrey	vs. Panthers	9/22
Interceptions Made	2	Donte Jackson	vs. Panthers	9/22
INT Return Yards	27	Jadeveon Clowney	vs. Seahawks	9/29
Sacks	3.0	Mario Addison	vs. Panthers	9/22
		Devon Kennard	vs. Lions	9/8
Punts	8	Sam Martin	vs. Lions	9/8
Punt Returns	5	Jamal Agnew	vs. Lions	9/8
Punt Return Yards	45	Cyrus Jones	at Ravens	9/15
Kickoff Returns	4	Darius Slayton	at Giants	10/20
Kickoff Return Yards	97	Brandon Wilson	at Bengals	10/6
Field Goals Attempted	3	Randy Bullock	at Bengals	10/6
		Justin Tucker	at Ravens	9/15
Field Goals Made	3	Randy Bullock	at Bengals	10/6
		Justin Tucker	at Ravens	9/15
2019 REGULAR SEASON OPPONENTS LONGEST PLAYS			OPPONENT	DATE
Run From Scrimmage	76	Christian McCaffrey	vs. Panthers	9/22
Touchdown Run	76	Christian McCaffrey	vs. Panthers	9/22
Pass Reception	52	D.J. Moore	vs. Panthers	9/22
Touchdown Reception	52	D.J. Moore	vs. Panthers	9/22
Interception Return	27	Jadeveon Clowney	vs. Seahawks	9/29
Punt Return	25	Cyrus Jones	at Ravens	9/15
Kickoff Return	52	Brandon Wilson	at Bengals	10/6
Punt	63	Kevin Huber	at Bengals	10/6
Field Goal	55	Matt Prater	vs. Lions	9/8





# CARDINALS TRANSACTIONS

DATE	POS.	NAME	TRANSACTION
10/22	LB	Ramik Wilson	Released
10/19	CB	Patrick Peterson	Activated to the 53-man roster
10/19	OL	Brett Toth	Placed on the non-football injury (NFI) list (illness)
10/11	CB	Andre Chachere	Released from the practice squad
10/11	CB	Chris Jones	Re-signed to the practice squad
10/9	CB	Chris Jones	Released
10/9	LB	Ramik Wilson	Signed
10/8	RB	Justin Davis	Re-signed to the practice squad
10/8	CB	Trevor Williams	Awarded waiver claim (LA Chargers)
10/8	P	Ryan Winslow	Released
10/5	TE	Darrell Daniels	Elevated to the active roster from the practice squad
10/5	OL	Jordan Mills	Placed on injured reserve (knee)
10/3	DL	Miles Brown	Signed to the practice squad
10/3	RB	Justin Davis	Released from the practice squad
10/2	DL	Zach Kerr	Signed
10/1	DL	Miles Brown	Released
10/1	WR	Pharoh Cooper	Re-signed
10/1	TE	Darrell Daniels	Re-signed to the practice squad
9/30	WR	Johnnie Dixon	Placed on the practice squad injured reserve list
9/30	WR	A.J. Richardson	Signed to the practice squad
9/30	S	D.J. Swearinger Sr.	Released
9/28	TE	Darrell Daniels	Release
9/28	P	Ryan Winslow	Elevated to the active roster from the practice squad
9/25	S	Chris Banjo	Signed
9/24	P	Ryan Winslow	Signed to the practice squad
9/23	WR	Michael Crabtree	Released
9/21	TE	Darrell Daniels	Elevated to the active roster from the practice squad
9/21	OL	Jeremy Vujnovich	Released
9/11	CB	Andre Chachere	Signed to the practice squad
9/11	TE	Darrell Daniels	Signed to the practice squad
9/10	OL	Marcus Gilbert	Placed on injured reserve (knee)
9/10	OL	Jordan Mills	Signed
9/10	LB	Dante Booker	Released from the practice squad
9/9	TE	Darrell Daniels	Released
9/9	OL	Jeremy Vujnovich	Re-signed
9/7	TE	Darrell Daniels	Elevated to the active roster from the practice squad
9/7	OL	Jeremy Vujnovich	Released
9/3	CB	Jalen Davis	Signed to the practice squad
9/3	RB	Justin Davis	Signed to the practice squad
9/3	WR	Johnnie Dixon	Signed to the practice squad
9/3	LB	Kylie Fitts	Signed to the practice squad
9/3	LB	Pete Robertson	Signed to the practice squad
9/3	QB	Kyle Slotter	Signed to the practice squad
9/3	CB	Nate Brooks	Released from the practice squad
9/3	LB	Vontarrius Dora	Released from the practice squad
9/2	OL	Sam Jones	Signed to the practice squad
9/2	QB	Drew Anderson	Released from the practice squad
9/2	WR	A.J. Richardson	Released from the practice squad
9/1	LB	Cassius Marsh Sr.	Signed to a one-year contract
9/1	CB	Robert Alford	Placed on injured reserve (leg)
9/1	QB	Drew Anderson	Signed to the practice squad
9/1	LB	Dante Booker	Signed to the practice squad
9/1	CB	Nate Brooks	Signed to the practice squad
9/1	TE	Darrell Daniels	Signed to the practice squad
9/1	LB	Vontarrius Dora	Signed to the practice squad
9/1	WR	A.J. Richardson	Signed to the practice squad
9/1	TE	Caleb Wilson	Signed to the practice squad
9/1	DL	Jonathan Bullard	Awarded waiver claim (Chicago)
9/1	OL	Justin Murray	Awarded waiver claim (Oakland)
9/1	CB	Kevin Peterson	Awarded waiver claim (LA Rams)
9/1	OL	Brett Toth	Awarded waiver claim (Philadelphia)
9/1	S	Charles Washington	Awarded waiver claim (Detroit)
9/1	RB	T.J. Logan	Released
9/1	LB	Pete Robertson	Released
9/1	LB	Tanner Vallejo	Released
8/31	RB	Wes Hills	Reached an injury settlement
8/31	OL	Rees Odhiambo	Waived/injured (chest)
8/31	OL	William Sweet	Waived/injured (foot)
8/31	LB	Pita Taumoepeenu	Waived/injured (hamstring)
8/31	CB	Brandon Williams	Waived/injured (shoulder)
8/31	OL	Max Garcia	Placed on the Reserve/Physically Unable to Perform (PUP) list
8/31	DL	Siupeli Anau	Released
8/31	QB	Drew Anderson	Released
8/31	DL	Sterling Bailey	Released
8/31	TE	Drew Belcher	Released
8/31	LB	Dante Booker	Released
8/31	CB	Nate Brooks	Released
8/31	WR	Pharoh Cooper	Released
8/31	TE	Darrell Daniels	Released
8/31	LB	Vontarrius Dora	Released
8/31	OL	Parker Ehinger	Released
8/31	OL	Colby Gossett	Released
8/31	DL	Bruce Hector	Released
8/31	QB	Charles Kanoff	Released
8/31	OL	Patrick Lawrence	Released
8/31	LB	Cameron Malveaux	Released
8/31	CB	Deatrick Nichols	Released
8/31	OL	Jacob Ohnesorge	Released
8/31	S	Jonathan Owens	Released
8/31	WR	A.J. Richardson	Released
8/31	TE	Ricky Seals-Jones	Released
8/31	OL	Coleman Shelton	Released
8/31	S	Tyler Sigler	Released
8/31	RB	Dontae Strickland	Released
8/31	DL	Pasoni Tasini	Released
8/31	WR	Chad Williams	Released
8/31	TE	Caleb Wilson	Released
8/31	P	Ryan Winslow	Released
8/31	WR	Isaac Zico	Released
8/29	OL	Korey Cunningham	Traded to New England for a sixth-round pick in the 2020 NFL Draft
8/27	DL	Terrell McClain	Released
8/27	OL	Jacob Ohnesorge	Signed
8/25	LB	Andre Branch	Released
8/25	WR	Hakeem Butler	Placed on injured reserve (hand)
8/25	LB	Jeff Holland	Released
8/25	LB	Hayes Pullard	Released
8/25	DB	Josh Shaw	Placed on injured reserve (shoulder)
8/22	S	Rudy Ford	Traded to Philadelphia for DL Bruce Hector
8/22	DL	Bruce Hector	Acquired from Philadelphia in exchange for S Rudy Ford
8/21	WR	Michael Crabtree	Agreed to terms on a one-year contract
8/21	WR	Kevin White	Released
8/12	LB	Jeff Holland	Awarded waiver claim (Denver)
8/11	TE	Charles Clay	Activated off PUP
8/11	DL	Pasoni Tasini	Re-signed
8/11	CB	Brandon Williams	Activated off PUP
8/10	DL	Darius Philon	Released
8/8	DL	Vincent Valentine	Waived/Injured
8/2	OL	Tariq Cole	Released
8/2	OL	Parker Ehinger	Signed
8/2	LB	Hayes Pullard	Signed
8/2	RB	Xavier Turner	Released
8/2	WR	Isaac Zico	Signed
8/2	OL	Patrick Lawrence	Signed
7/30	LB	Dante Booker	Activated off PUP
7/30	LB	Andre Branch	Signed to a one-year contract
7/28	LB	Matt Longacre	Released
7/27	DL	Robert Nkemdiche	Released
7/27	LB	Brooks Reed	Activated off PUP
7/24	LB	Matt Longacre	Signed to a one-year contract
7/20	DL	Sterling Bailey	Signed
7/20	LB	Dante Booker	Placed on PUP (back)
7/20	TE	Charles Clay	Placed on PUP (knee)
7/20	OL	Max Garcia	Placed on PUP (knee)
7/20	OL	Will Holden	Released
7/20	DL	Robert Nkemdiche	Placed on PUP (knee)
7/20	LB	Brooks Reed	Placed on PUP (hip)
7/20	OL	Immanuel Turner	Released
7/20	CB	Brandon Williams	Placed on PUP (back)
7/17	OL	Desmond Harrison	Released
7/17	S	Jalen Thompson	Signed (Supplemental Draft, 5th round) to a four-year contract
6/13	CB	David Amerson	Released
6/6	OL	Desmond Harrison	Awarded waiver claim (Cleveland)
6/6	OL	Andrew Lauderdale	Released
5/29	LB	James Folston, Jr.	Released
5/29	LB	Pita Taumoepeenu	Awarded waiver claim (San Francisco)
5/22	WR	Malachi Dupre	Released
5/22	DL	Terrell McClain	Signed
5/13	TE	Jerome Washington	Released
5/13	CB	Ryan Pulley	Released
5/13	RB	Dontae Strickland	Signed
5/13	S	Tyler Sigler	Signed
5/10	RB	Brandon Wilds	Released
5/10	OL	Brant Weiss	Released
5/10	WR	Jalen Tolliver	Released
5/10	DL	Pasoni Tasini	Released
5/10	CB	Jonathan Moxey	Released
5/10	WR	Bryant Mitchell	Released
5/10	OL	Will House	Released
5/10	OL	Justin Evans	Released
5/10	OL	Zack Golditch	Released
5/10	CB	Nate Brooks	Signed
5/10	RB	Wes Hills	Signed
5/10	DL	Michael Dogbe	Signed (7th round) to a four-year contract
5/10	OL	Lamont Gaillard	Signed (6th round) to a four-year contract
5/10	S	Deionte Thompson	Signed (5th round) to a four-year contract
5/10	WR	Hakeem Butler	Signed (4th round) to a four-year contract



5/10	WR	Andy Isabella	Signed (2nd round) to a four-year contract
5/9	TE	Caleb Wilson	Signed (7th round) to a four-year contract
5/9	OL	Josh Miles	Signed (7th round) to a four-year contract
5/9	WR	KeeSean Johnson	Signed (6th round) to a four-year contract
5/9	DL	Zach Allen	Signed (3rd round) to a four-year contract
5/9	CB	Byron Murphy Jr.	Signed (2nd round) to a four-year contract
5/9	QB	Kyler Murray	Signed (1st round) to a four-year contract
5/3	TE	Maxx Williams	Signed to a one-year contract
5/2	K	Cole Murphy	Released
5/2	P	Ryan Winslow	Signed
4/29	QB	Drew Anderson	Agreed to terms as a rookie free agent
4/29	TE	Drew Belcher	Agreed to terms as a rookie free agent
4/29	LB	Dante Booker	Agreed to terms as a rookie free agent
4/29	DL	Miles Brown	Agreed to terms as a rookie free agent
4/29	OL	Tariq Cole	Agreed to terms as a rookie free agent
4/29	LB	James Folston, Jr.	Agreed to terms as a rookie free agent
4/29	CB	Ryan Pulley	Agreed to terms as a rookie free agent
4/29	WR	A.J. Richardson	Agreed to terms as a rookie free agent
4/29	OL	William Sweet	Agreed to terms as a rookie free agent
4/29	DL	Immanuel Turner	Agreed to terms as a rookie free agent
4/29	RB	Xavier Turner	Agreed to terms as a rookie free agent
4/29	TE	Jerome Washington	Agreed to terms as a rookie free agent
4/26	QB	Josh Rosen	Traded to Miami for a second-round selection (#62) in the 2019 NFL Draft and a fifth-round pick in the 2020 NFL Draft
4/16	OL	Brant Weiss	Signed to a one-year contract
4/15	OL	Jeremiah Poutasi	Released
4/8	TE	Darrell Daniels	Signed his one-year contract for the 2019 season
4/8	OL	Andrew Lauderdale	Signed
4/8	OL	Jeremiah Poutasi	Signed
4/8	OL	Jeremy Vujnovich	Signed his one-year contract for the 2019 season
4/8	DL	Rodney Gunter	Re-signed to a one-year contract
4/2	CB	Tramaine Brock Sr.	Signed to a one-year contract
3/26	WR	Damiere Byrd	Signed to a one-year contract
3/21	TE	Ricky Seals-Jones	Signed his one-year contract for the 2019 season
3/21	DL	Darius Philon	Signed to a two-year contract
3/18	DB	Josh Shaw	Signed to a one-year contract
3/16	OL	Max Garcia	Signed to a one-year contract
3/15	WR	Kevin White	Signed to a one-year contract
3/15	OL	J.R. Sweezy	Signed to a two-year contract
3/15	LB	Jordan Hicks	Signed to a four-year contract
3/14	QB	Brett Hundley	Agreed to terms on a one-year contract
3/14	LB	Terrell Suggs	Agreed to terms on a one-year contract
3/13	K	Cole Murphy	Signed

3/13	TE	Jermaine Gresham	Released
3/13	OL	Marcus Gilbert	Acquired from Pittsburgh in exchange for a sixth-round pick (#207) in the 2019 NFL Draft
3/8	OL	Jeremy Vujnovich	Tendered contract to exclusive rights free agent
3/8	TE	Ricky Seals-Jones	Tendered contract to exclusive rights free agent
3/8	TE	Darrell Daniels	Tendered contract to exclusive rights free agent
3/8	RB	D.J. Foster	Re-signed to a one-year contract
3/8	QB	Mike Glennon	Released
3/8	S	Antoine Bethea	Released
3/6	LB	Josh Byrnes	Released
2/20	LB	Thurston Armbrister	Released
2/11	TE	Charles Clay	Signed to a one-year contract
2/11		Rusty McKinney	Hired (defensive assistant)
2/11		Don Shumpert	Hired (Bill Bidwill Fellowship/RBs)
2/9	LB	Brooks Reed	Signed to a one-year contract
2/7	CB	Robert Alford	Signed to a three-year contract
2/6		Chris Achuff	Returned to the coaching staff (defensive line)
2/6		Peter Badovinac	Hired (assistant wide receivers)
2/6		Charlie Bullen	Hired (assistant linebackers)
2/6		Rob Grosso	Hired (defensive quality control)
2/6		Randall McCray	Returned to the coaching staff (assistant special teams)
2/6		Buddy Morris	Returned to the coaching staff (strength and conditioning)
2/6		Marcus Robertson	Hired (defensive backs)
2/6		James Saxon	Hired (Running Backs)
2/6		Vernon Stephens	Returned to the coaching staff (assistant strength and conditioning)
2/6		Cam Turner	Returned to the coaching staff (offensive assistant/assistant quarterbacks)
2/6		Spencer Whipple	Hired (offensive quality control)
2/6		Greg Williams	Hired (cornerbacks)
2/5	LB	Tanner Vallejo	Awarded waiver claim (Cleveland)
1/23	WR	Larry Fitzgerald	Re-signed to a one-year contract
1/22		Tom Clements	Hired (pass game coordinator/quarterbacks coach)
1/13		Steve Heiden	Retained (tight ends)
1/13		Sean Kugler	Hired (offensive line)
1/13		Brian Natkin	Hired (assistant offensive line)
1/13		David Raih	Hired (wide receivers)
1/11		Bill Davis	Hired (linebackers)
1/11		Vance Joseph	Hired (defensive coordinator)
1/11		Jeff Rodgers	Retained (special teams coordinator)
1/10	WR	Bryant Mitchell	Signed to a future contract for 2019
1/8		Kliff Kingsbury	Hired as head coach and agreed to terms on a four-year contract with a team option for a fifth year



# CARDINALS PARTICIPATION

	2019 REGULAR SEASON ARIZONA CARDINALS PLAYER PARTICIPATION																			
	1	2	3	4	5	6	7	8	9	10	11	12	13	14	15	16	2019			
	DET	@ BAL	CAR	SEA	@ CIN	ATL	@ NYG	@ NO	SF	@ TB	@ SF	LAR	PIT	CLE	@ SEA	@ LAR				
PLAYERS	9/8	9/15	9/22	9/29	10/6	10/13	10/20	10/27	10/31	11/10	11/17	12/1	12/8	12/15	12/22	12/29	GP	GS	DNP	IN
Alford, Robert	IR	IR	IR	IR	IR	IR	IR	-	-	-	-	-	-	-	-	-	0	0	0	0
Allen, Zach	DE	P	P	P	IAJ	IAJ	IAJ	-	-	-	-	-	-	-	-	-	4	1	0	3
Baker, Budda	FS	FS	FS	FS	FS	FS	SS	-	-	-	-	-	-	-	-	-	7	7	0	0
Banjo, Chris	-	-	-	P	P	P	P	-	-	-	-	-	-	-	-	-	4	0	0	0
Booker, Dante	PS	-	-	-	-	-	-	-	-	-	-	-	-	-	-	-	0	0	0	0
Brewer, Aaron	P	P	P	P	P	P	P	-	-	-	-	-	-	-	-	-	7	0	0	0
Brock Sr., Tramaine	CB	CB	CB	CB	CB	CB	P	-	-	-	-	-	-	-	-	-	7	6	0	0
Brown, Miles	IA	P	P	P	PS	PS	PS	-	-	-	-	-	-	-	-	-	3	0	0	1
Bullard, Jonathan	P	IAJ	IAJ	DE	DE	P	DE	-	-	-	-	-	-	-	-	-	5	3	0	2
Butler, Hakeem	IR	IR	IR	IR	IR	IR	IR	-	-	-	-	-	-	-	-	-	0	0	0	0
Byrd, Damiere	WR	WR	WR	IAJ	IAJ	P	P	-	-	-	-	-	-	-	-	-	5	3	0	2
Chachere, Andre	-	PS	PS	PS	PS	-	-	-	-	-	-	-	-	-	-	-	0	0	0	0
Clay, Charles	P	P	TE	P	TE	P	TE	-	-	-	-	-	-	-	-	-	7	3	0	0
Cole, Mason	P	P	P	P	P	P	P	-	-	-	-	-	-	-	-	-	7	0	0	0
Cooper, Pharoh	-	-	-	-	P	WR	P	-	-	-	-	-	-	-	-	-	3	1	0	0
Crabtree, Michael	IA	WR	P	-	-	-	-	-	-	-	-	-	-	-	-	-	2	1	0	1
Daniels, Darrell	IA	PS	P	-	P	P	P	-	-	-	-	-	-	-	-	-	4	0	0	1
Davis, Jalen	PS	PS	PS	PS	PS	PS	PS	-	-	-	-	-	-	-	-	-	0	0	0	0
Davis, Justin	PS	PS	PS	PS	PS	-	PS	PS	-	-	-	-	-	-	-	-	0	0	0	0
Dixon, Johnnie	PS	PS	PS	PS	PS/IR	PS/IR	PS/IR	-	-	-	-	-	-	-	-	-	0	0	0	0
Dogbe, Michael	IA	IA	IA	IA	P	P	IA	-	-	-	-	-	-	-	-	-	2	0	0	5
Edmonds, Chase	P	P	P	RB	P	P	P	-	-	-	-	-	-	-	-	-	7	1	0	0
Fitts, Kylie	PS	PS	PS	PS	PS	PS	PS	-	-	-	-	-	-	-	-	-	0	0	0	0
Fitzgerald, Larry	WR	WR	WR	WR	WR	WR	WR	-	-	-	-	-	-	-	-	-	7	7	0	0
Foster, D.J.	P	P	P	P	P	P	IAJ	-	-	-	-	-	-	-	-	-	6	0	0	1
Gaillard, Lamont	IAJ	IAJ	IAJ	IAJ	DNP	IA	IA	-	-	-	-	-	-	-	-	-	0	0	1	6
Garcia, Max	PUP	PUP	PUP	PUP	PUP	PUP	PUP	-	-	-	-	-	-	-	-	-	0	0	0	0
Gardeck, Dennis	P	P	P	P	IAJ	IAJ	P	-	-	-	-	-	-	-	-	-	5	0	0	2
Gilbert, Marcus	IAJ	IR	IR	IR	IR	IR	IR	-	-	-	-	-	-	-	-	-	0	0	0	1
Gonzalez, Zane	P	P	P	P	P	P	P	-	-	-	-	-	-	-	-	-	7	0	0	0
Gunter, Rodney	DE	DE	DE	DE	DE	DE	DE	-	-	-	-	-	-	-	-	-	7	7	0	0
Hicks, Jordan	ILB	ILB	ILB	ILB	ILB	ILB	ILB	-	-	-	-	-	-	-	-	-	7	7	0	0
Humphries, D.J.	LT	LT	LT	LT	LT	LT	LT	-	-	-	-	-	-	-	-	-	7	7	0	0
Hundley, Brett	DNP	DNP	DNP	DNP	DNP	DNP	DNP	-	-	-	-	-	-	-	-	-	0	0	7	0
Isabella, Andy	P	IA	P	P	P	P	WR	-	-	-	-	-	-	-	-	-	6	1	0	1
Johnson, David	RB	RB	RB	RB	RB	RB	RB	-	-	-	-	-	-	-	-	-	7	7	0	0
Johnson, KeeSean	WR	P	P	P	WR	WR	WR	-	-	-	-	-	-	-	-	-	7	3	0	0
Jones, Chandler	SAM	SAM	SAM	SAM	SAM	SAM	SAM	-	-	-	-	-	-	-	-	-	7	7	0	0
Jones, Chris	P	P	DB	P	P	P	PS	-	-	-	-	-	-	-	-	-	5	1	0	0
Jones, Sam	PS	PS	PS	PS	PS	PS	PS	-	-	-	-	-	-	-	-	-	0	0	0	0
Kerr, Zach	-	-	-	-	P	P	P	-	-	-	-	-	-	-	-	-	3	0	0	0
Kirk, Christian	WR	WR	WR	WR	IAJ	IAJ	IAJ	-	-	-	-	-	-	-	-	-	4	4	0	3
Lee, Andy	P	P	P	IAJ	P	P	P	-	-	-	-	-	-	-	-	-	6	0	0	1
Marsh Sr., Cassius	P	P	P	P	P	P	P	-	-	-	-	-	-	-	-	-	7	0	0	0
McDonald, Clinton	P	P	P	P	P	P	P	-	-	-	-	-	-	-	-	-	7	0	0	0
Miles, Josh	P	IA	IA	IA	P	P	P	-	-	-	-	-	-	-	-	-	4	0	0	3
Mills, Jordan	-	P	RT	RT	IR	IR	IR	-	-	-	-	-	-	-	-	-	3	2	0	0
Murphy Jr., Byron	CB	CB	CB	CB	CB	CB	CB	-	-	-	-	-	-	-	-	-	7	7	0	0
Murray, Justin	RT	RT	P	P	RT	RT	RT	-	-	-	-	-	-	-	-	-	7	5	0	0
Murray, Kyler	QB	QB	QB	QB	QB	QB	QB	-	-	-	-	-	-	-	-	-	7	7	0	0
Peters, Corey	NT	NT	NT	NT	NT	NT	NT	-	-	-	-	-	-	-	-	-	7	7	0	0
Peterson, Kevin	P	P	P	P	P	P	DB	-	-	-	-	-	-	-	-	-	7	1	0	0
Peterson, Patrick	SUS	SUS	SUS	SUS	SUS	SUS	CB	-	-	-	-	-	-	-	-	-	1	1	0	0
Pugh, Justin	LG	LG	LG	LG	LG	LG	LG	-	-	-	-	-	-	-	-	-	7	7	0	0
Reddick, Haason	P	ILB	ILB	ILB	ILB	ILB	P	-	-	-	-	-	-	-	-	-	7	5	0	0
Reed, Brooks	P	P	P	P	P	P	P	-	-	-	-	-	-	-	-	-	7	0	0	0
Richardson, A.J.	-	-	-	-	PS	PS	PS	-	-	-	-	-	-	-	-	-	0	0	0	0
Robertson, Pete	PS	PS	PS	PS	PS	PS	PS	-	-	-	-	-	-	-	-	-	0	0	0	0
Shaw, Josh	IR	IR	IR	IR	IR	IR	IR	-	-	-	-	-	-	-	-	-	0	0	0	0
Sherfield, Trent	P	P	P	P	P	WR	P	-	-	-	-	-	-	-	-	-	7	1	0	0
Shipley, A.Q.	C	C	C	C	C	C	C	-	-	-	-	-	-	-	-	-	7	7	0	0
Sloter, Kyle	PS	PS	PS	PS	PS	PS	PS	-	-	-	-	-	-	-	-	-	0	0	0	0
Suggs, Terrell	WILL	WILL	WILL	WILL	WILL	WILL	WILL	-	-	-	-	-	-	-	-	-	7	7	0	0
Swearinger Sr., D.J.	SS	SS	SS	SS	-	-	-	-	-	-	-	-	-	-	-	-	4	4	0	0
Sweet, William	IR	IR	IR	IR	IR	IR	IR	-	-	-	-	-	-	-	-	-	0	0	0	0
Sweezy, J.R.	RG	RG	RG	RG	RG	RG	RG	-	-	-	-	-	-	-	-	-	7	7	0	0
Taumoepenu, Pita	IR	-	-	-	-	-	-	-	-	-	-	-	-	-	-	-	0	0	0	0
Thompson, Deionte	P	DB	P	P	P	SS	P	-	-	-	-	-	-	-	-	-	7	2	0	0
Thompson, Jalen	P	P	IA	P	FS	P	FS	-	-	-	-	-	-	-	-	-	6	2	0	1
Toth, Brett	IA	IA	IA	IA	IA	IA	NFIN	-	-	-	-	-	-	-	-	-	0	0	0	6
Turner, Ezekiel	P	P	IAJ	P	IAJ	IAJ	IAJ	-	-	-	-	-	-	-	-	-	3	0	0	4
Vujnovich, Jeremy	-	IA	-	-	-	-	-	-	-	-	-	-	-	-	-	-	0	0	0	1
Walker, Joe	ILB	P	P	P	P	P	ILB	-	-	-	-	-	-	-	-	-	7	2	0	0
Washington, Charles	P	P	P	IAJ	IAJ	IAJ	P	-	-	-	-	-	-	-	-	-	4	0	0	3
Williams, Brandon	IR	IR	IR	IR	IR	IR	IR	-	-	-	-	-	-	-	-	-	0	0	0	0
Williams, Maxx	P	P	P	TE	TE	P	TE	-	-	-	-	-	-	-	-	-	7	3	0	0
Williams, Trevor	-	-	-	-	-	P	P	-	-	-	-	-	-	-	-	-	2	0	0	0
Wilson, Caleb	PS	PS	PS	PS	PS	PS	PS	-	-	-	-	-	-	-	-	-	0	0	0	0
Wilson, Ramik	-	-	-	-	-	P	IA	-	-	-	-	-	-	-	-	-	1	0	0	1
Winslow, Ryan	-	-	-	P	P	-	-	-	-	-	-	-	-	-	-	-	2	0	0	0

**LEGEND:**  
Position=Started, P=Played, IA=On Inactive List, IAJ=Inactive/Injured, DNP=Did Not Play, PS=Practice Squad, IA=Inactive, IR=Injured Reserve, SUS=Reserve/Suspension, PUP=Reserved/Physically Unable to Perform, PS/IR=Practice Squad/Injured Reserve, NFIN=Non-Football Injury, -=With Other Team/Not on Roster



# CARDINALS STARTERS AND INACTIVES



OFFENSE											
DATE	OPPONENT	WR	LT	LG	C	RG	RT	TE	QB	RB	
9/8	Detroit	L. Fitzgerald/ K. Johnson/ C. Kirk/ D. Byrd	D. Humphries	J. Pugh	A. Shipley	J. Sweezy	J. Murray	--	K. Murray	D. Johnson	
9/15	at Baltimore	L. Fitzgerald/ M. Crabtree/ C. Kirk/ D. Byrd	D. Humphries	J. Pugh	A. Shipley	J. Sweezy	J. Murray	--	K. Murray	D. Johnson	
9/22	Carolina	L. Fitzgerald/ C. Kirk/ D. Byrd	D. Humphries	J. Pugh	A. Shipley	J. Sweezy	J. Mills	C. Clay	K. Murray	D. Johnson	
9/29	Seattle	L. Fitzgerald/ C. Kirk	D. Humphries	J. Pugh	A. Shipley	J. Sweezy	J. Mills	M. Williams	K. Murray	D. Johnson/ C. Edmonds	
10/6	at Cincinnati	L. Fitzgerald/ K. Johnson	D. Humphries	J. Pugh	A. Shipley	J. Sweezy	J. Murray	M. Williams/ C. Clay	K. Murray	D. Johnson	
10/13	Atlanta	L. Fitzgerald/ T. Sherfield/ P. Cooper/ K. Johnson	D. Humphries	J. Pugh	A. Shipley	J. Sweezy	J. Murray	--	K. Murray	D. Johnson	
10/20	at N.Y. Giants	L. Fitzgerald/ A. Isabella	D. Humphries	J. Pugh	A. Shipley	J. Sweezy	J. Murray	C. Clay/ M. Williams	K. Murray	D. Johnson	
10/27	at New Orleans	--	--	--	--	--	--	--	--	--	
10/31	San Francisco	--	--	--	--	--	--	--	--	--	
11/10	at Tampa Bay	--	--	--	--	--	--	--	--	--	
11/17	at San Francisco	--	--	--	--	--	--	--	--	--	
12/1	L.A. Rams	--	--	--	--	--	--	--	--	--	
12/8	Pittsburgh	--	--	--	--	--	--	--	--	--	
12/15	Cleveland	--	--	--	--	--	--	--	--	--	
12/22	at Seattle	--	--	--	--	--	--	--	--	--	
12/29	at L.A. Rams	--	--	--	--	--	--	--	--	--	

DEFENSE											
DATE	OPPONENT	DE	NT	SAM	ILB	WILL	CB	SS	FS	DB	
9/8	Detroit	R. Gunter/ Z. Allen	C. Peters	C. Jones	J. Walker/ J. Hicks	T. Suggs	B. Murphy Jr./ T. Brock Sr.	D. Swearinger Sr.	B. Baker	--	
9/15	at Baltimore	R. Gunter	C. Peters	C. Jones	H. Reddick/ J. Hicks	T. Suggs	B. Murphy Jr./ T. Brock Sr.	D. Swearinger Sr.	B. Baker	D. Thompson	
9/22	Carolina	R. Gunter	C. Peters	C. Jones	H. Reddick/ J. Hicks	T. Suggs	B. Murphy Jr./ T. Brock Sr.	D. Swearinger Sr.	B. Baker	C. Jones	
9/29	Seattle	J. Bullard/ R. Gunter	C. Peters	C. Jones	H. Reddick/ J. Hicks	T. Suggs	B. Murphy Jr./ T. Brock Sr.	D. Swearinger Sr.	B. Baker	--	
10/6	at Cincinnati	J. Bullard/ R. Gunter	C. Peters	C. Jones	H. Reddick/ J. Hicks	T. Suggs	B. Murphy Jr./ T. Brock Sr.	J. Thompson	B. Baker	--	
10/13	Atlanta	R. Gunter	C. Peters	C. Jones	H. Reddick/ J. Hicks	T. Suggs	B. Murphy Jr./ T. Brock Sr.	D. Thompson	B. Baker	K. Peterson	
10/20	at N.Y. Giants	J. Bullard/ R. Gunter	C. Peters	C. Jones	J. Hicks/ J. Walker	T. Suggs	P. Peterson/ B. Murphy Jr.	B. Baker	J. Thompson	--	
10/27	at New Orleans	--	--	--	--	--	--	--	--	--	
10/31	San Francisco	--	--	--	--	--	--	--	--	--	
11/10	at Tampa Bay	--	--	--	--	--	--	--	--	--	
11/17	at San Francisco	--	--	--	--	--	--	--	--	--	
12/1	L.A. Rams	--	--	--	--	--	--	--	--	--	
12/8	Pittsburgh	--	--	--	--	--	--	--	--	--	
12/15	Cleveland	--	--	--	--	--	--	--	--	--	
12/22	at Seattle	--	--	--	--	--	--	--	--	--	
12/29	at L.A. Rams	--	--	--	--	--	--	--	--	--	

## 2019 REGULAR SEASON INACTIVES

DATE	OPPONENT	1	2	3	4	5	6	7
09/08	Detroit	DL Miles Brown	WR Michael Crabtree	TE Darrell Daniels	DL Michael Dogbe	OL Lamont Gaillard	OL Marcus Gilbert	OL Brett Toth
09/15	at Baltimore	DL Jonathan Bullard	DL Michael Dogbe	OL Lamont Gaillard	WR Andy Isabella	OL Josh Miles	OL Brett Toth	OL Jeremy Vujnovich
09/22	Carolina	DL Jonathan Bullard	DL Michael Dogbe	OL Lamont Gaillard	OL Josh Miles	S Jalen Thompson	OL Brett Toth	LB Ezekiel Turner
09/29	Seattle	WR Damiere Byrd	DL Michael Dogbe	OL Lamont Gaillard	P Andy Lee	OL Josh Miles	OL Brett Toth	S Charles Washington
10/06	at Cincinnati	DL Zach Allen	WR Damiere Byrd	LB Dennis Gardeck	WR Christian Kirk	OL Brett Toth	LB Ezekiel Turner	S Charles Washington
10/13	Atlanta	DL Zach Allen	OL Lamont Gaillard	LB Dennis Gardeck	WR Christian Kirk	OL Brett Toth	LB Ezekiel Turner	S Charles Washington
10/20	at N.Y. Giants	DL Zach Allen	DL Michael Dogbe	RB D.J. Foster	OL Lamont Gaillard	WR Christian Kirk	LB Ezekiel Turner	LB Ramik Wilson
10/27	at New Orleans	--	--	--	--	--	--	--
10/31	San Francisco	--	--	--	--	--	--	--
11/10	at Tampa Bay	--	--	--	--	--	--	--
11/17	at San Francisco	--	--	--	--	--	--	--
12/01	L.A. Rams	--	--	--	--	--	--	--
12/08	Pittsburgh	--	--	--	--	--	--	--
12/15	Cleveland	--	--	--	--	--	--	--
12/22	at Seattle	--	--	--	--	--	--	--
12/29	at L.A. Rams	--	--	--	--	--	--	--



# CARDINALS ROSTER BY POSITION

## QUARTERBACKS (2)

NO.	NAME	POS.	HT.	WT.	AGE	EXP.	COLLEGE	HOMETOWN	HOW ACQ.
1	Kyler Murray	QB	5-10	207	22	R	Oklahoma	Allen, TX	D1-19
7	Brett Hundley	QB	6-3	226	26	5	UCLA	Chandler, AZ	UFA-19 (Sea)

## RUNNING BACKS (3)

NO.	NAME	POS.	HT.	WT.	AGE	EXP.	COLLEGE	HOMETOWN	HOW ACQ.
29	Chase Edmonds	RB	5-9	205	23	2	Fordham	Harrisburg, PA	D4-18
31	David Johnson	RB	6-1	224	27	5	Northern Iowa	Clinton, IA	D3-15
37	D.J. Foster	RB	6-0	205	25	4	Arizona State	Scottsdale, AZ	FA-17

## WIDE RECEIVERS (7)

NO.	NAME	POS.	HT.	WT.	AGE	EXP.	COLLEGE	HOMETOWN	HOW ACQ.
11	Larry Fitzgerald	WR	6-3	218	36	16	Pittsburgh	Minneapolis, MN	D1-04
12	Pharoh Cooper	WR	5-11	208	24	4	South Carolina	Havelock, NC	FA-19
13	Christian Kirk	WR	5-11	200	22	2	Texas A&M	Scottsdale, AZ	D2-18
14	Damiere Byrd	WR	5-9	180	26	4	South Carolina	Sicklerville, NJ	UFA-19 (Car)
16	Trent Sherfield	WR	6-1	219	23	2	Vanderbilt	Danville, IL	FA-18
19	KeeSean Johnson	WR	6-1	201	23	R	Fresno State	East Palo Alto, CA	D6a-19
89	Andy Isabella	WR	5-9	188	22	R	Massachusetts	Mayfield, OH	D2b-19

## TIGHT ENDS (3)

NO.	NAME	POS.	HT.	WT.	AGE	EXP.	COLLEGE	HOMETOWN	HOW ACQ.
81	Darrell Daniels	TE	6-3	256	24	3	Washington	Pittsburg, CA	WV-18 (Sea)
85	Charles Clay	TE	6-3	246	30	9	Tulsa	Little Rock, AR	FA-19
87	Maxx Williams	TE	6-4	252	25	5	Minnesota	Waconia, MN	UFA-19 (Bal)

## OFFENSIVE LINE (8)

NO.	NAME	POS.	HT.	WT.	AGE	EXP.	COLLEGE	HOMETOWN	HOW ACQ.
52	Mason Cole	OL	6-5	307	23	2	Michigan	Tarpon Springs, FL	D3-18
53	A.Q. Shipley	OL	6-1	307	33	8	Penn State	Moon Township, PA	FA-15
64	J.R. Sweezy	OL	6-5	310	30	8	North Carolina State	Mooreville, NC	UFA-19 (Sea)
65	Lamont Gaillard	OL	6-3	305	23	R	Georgia	Fayetteville, NC	D6b-19
66	Josh Miles	OL	6-5	325	23	R	Morgan State	Baltimore, MD	D7a-19
67	Justin Pugh	OL	6-5	311	29	7	Syracuse	Holland, PA	UFA-18 (NYG)
71	Justin Murray	OL	6-5	315	26	2	Cincinnati	Cincinnati, OH	WV-19 (Oak)
74	D.J. Humphries	OL	6-5	307	25	5	Florida	Charlotte, NC	D1-15

## LINEBACKERS (9)

NO.	NAME	POS.	HT.	WT.	AGE	EXP.	COLLEGE	HOMETOWN	HOW ACQ.
42	Dennis Gardeck	LB	6-0	232	25	2	Sioux Falls	Lake in the Hills, IL	FA-18
43	Haason Reddick	LB	6-1	235	25	3	Temple	Camden, NJ	D1-17
47	Ezekiel Turner	LB	6-2	214	23	2	Washington	Pasadena, MD	FA-18
50	Brooks Reed	LB	6-3	254	32	9	Arizona	Tucson, AZ	FA-19
54	Cassius Marsh Sr.	LB	6-4	254	27	6	UCLA	Simi Valley, CA	FA-19
55	Chandler Jones	LB	6-5	255	29	8	Syracuse	Endicott, NY	TR-16 (NE)
56	Terrell Suggs	LB	6-3	265	37	17	Arizona State	Chandler, AZ	UFA-19 (Bal)
58	Jordan Hicks	LB	6-1	236	27	5	Texas	Cincinnati, OH	UFA-19 (Phi)
59	Joe Walker	LB	6-2	236	26	4	Oregon	Palos Verdes, CA	FA-18

## DEFENSIVE BACKS (10)

NO.	NAME	POS.	HT.	WT.	AGE	EXP.	COLLEGE	HOMETOWN	HOW ACQ.
20	Tramaine Brock Sr.	CB	6-0	188	31	10	Belhaven College	Long Beach, MS	UFA-19 (Den)
21	Patrick Peterson	CB	6-1	203	29	9	LSU	Pompano Beach, FL	D1-11
22	Trevor Williams	CB	5-11	191	26	4	Penn State	Baltimore, MD	WV-19 (LAC)
27	Kevin Peterson	CB	5-11	185	25	3	Oklahoma State	Wagoner, OK	WV-19 (LAR)
28	Charles Washington	S	5-10	192	26	3	Fresno State	Inglewood, CA	WV-19 (Det)
32	Budda Baker	S	5-10	195	23	3	Washington	Bellevue, WA	D2-17
33	Byron Murphy Jr.	CB	5-11	190	21	R	Washington	Scottsdale, AZ	D2a-19
34	Jalen Thompson	S	6-0	190	21	R	Washington State	Downey, CA	SD5-19
35	Deionte Thompson	S	6-1	195	22	R	Alabama	Orange, TX	D5-19
38	Chris Banjo	S	5-10	207	29	7	Southern Methodist	Sugar Land, TX	FA-19

## DEFENSIVE LINE (7)

NO.	NAME	POS.	HT.	WT.	AGE	EXP.	COLLEGE	HOMETOWN	HOW ACQ.
90	Jonathan Bullard	DL	6-3	296	26	4	Florida	Shelby, NC	WV-19 (Chi)
91	Michael Dogbe	DL	6-3	280	23	R	Temple	Morris Plains, NJ	D7b-19
92	Zach Kerr	DL	6-2	334	29	6	Delaware	Virginia Beach, VA	FA-19
93	Clinton McDonald	DL	6-2	297	32	10	Memphis	Jacksonville, AR	FA-19
95	Rodney Gunter	DL	6-5	305	27	5	Delaware State	Lake Hamilton, FL	D4-15
97	Zach Allen	DE	6-4	281	22	R	Boston College	New Canaan, CT	D3-19
98	Corey Peters	DL	6-3	335	31	10	Kentucky	Louisville, KY	UFA-15 (Atl)

## SPECIALISTS (3)

NO.	NAME	POS.	HT.	WT.	AGE	EXP.	COLLEGE	HOMETOWN	HOW ACQ.
4	Andy Lee	P	6-1	185	37	16	Pittsburgh	Westminster, SC	FA-17
5	Zane Gonzalez	K	6-0	202	24	3	Arizona State	Deer Park, TX	FA-18
46	Aaron Brewer	LS	6-5	232	29	8	San Diego State	Fullerton, CA	FA-16



YEAR	DRAFTEES (20)	FREE AGENTS (25)	TRADES (1)	WAIVERS (6)
2004	WR Larry Fitzgerald (1)			
2011	CB Patrick Peterson (1)			
2015	OL D.J. Humphries (1) RB David Johnson (3) DL Rodney Gunter (4)	DL Corey Peters (UFA-15 Atl) OL A.Q. Shipley (FA-15)		
2016		LS Aaron Brewer (FA-16)	LB Chandler Jones (TR-16 NE)	
2017	LB Haason Reddick (1) S Budda Baker (2)	RB D.J. Foster (FA-17) P Andy Lee (FA-17)		
2018	WR Christian Kirk (2) OL Mason Cole (3) RB Chase Edmonds (4)	LB Dennis Gardeck (FA-18) K Zane Gonzalez (FA-18) OL Justin Pugh (UFA-18 NYG) WR Trent Sherfield (FA-18) LB Ezekiel Turner (FA-18) LB Joe Walker (FA-18)		TE Darrell Daniels (WV-18 Sea)
2019	QB Kyler Murray (1) WR Andy Isabella (2) CB Byron Murphy Jr. (2) DE Zach Allen (3) S Deionte Thompson (5) OL Lamont Gaillard (6) WR KeeSean Johnson (6) DL Michael Dogbe (7) OL Josh Miles (7) S Jalen Thompson (SD 5)	S Chris Banjo (FA-19) CB Tramaine Brock Sr. (UFA-19 Den) WR Damiere Byrd (UFA-19 Car) TE Charles Clay (FA-19) WR Pharoh Cooper (FA-19) LB Jordan Hicks (UFA-19 Phi) QB Brett Hundley (UFA-19 Sea) DL Zach Kerr (FA-19) LB Cassius Marsh Sr. (FA-19) DL Clinton McDonald (FA-19) LB Brooks Reed (FA-19) LB Terrell Suggs (UFA-19 Bal) OL J.R. Sweezy (UFA-19 Sea) TE Maxx Williams (UFA-19 Bal)		DL Jonathan Bullard (WV-19 Chi) OL Justin Murray (WV-19 Oak) CB Kevin Peterson (WV-19 LAR) S Charles Washington (WV-19 Det) CB Trevor Williams (WV-19 LAC)





# CARDINALS DEPTH CHART

(As of October 22, 2019)

Prepared by Team's Media Relations Department

## OFFENSE

WR	11	Larry Fitzgerald	89	<u>Andy Isabella</u>	
LT	74	D.J. Humphries	66	<u>Josh Miles</u>	
LG	67	Justin Pugh	52	Mason Cole	
C	53	A.Q. Shipley	52	Mason Cole	
RG	64	J.R. Sweezy	65	<u>Lamont Gaillard</u>	
RT	71	Justin Murray	66	<u>Josh Miles</u>	
TE	85	Charles Clay	87	Maxx Williams	81 Darrell Daniels
WR	13	Christian Kirk	19	<u>KeeSean Johnson</u>	
WR	14	Damiere Byrd	16	Trent Sherfield	12 Pharoh Cooper
QB	<u>1</u>	<u>Kyler Murray</u>	7	Brett Hundley	
RB	31	David Johnson	29	Chase Edmonds	37 D.J. Foster

## DEFENSE

DE	97	<u>Zach Allen</u>	90	Jonathan Bullard	91 <u>Michael Dogbe</u>
NT	98	Corey Peters	92	Zach Kerr	
DE	95	Rodney Gunter	93	Clinton McDonald	
SAM	55	Chandler Jones	50	Brooks Reed	
ILB	43	Haason Reddick	59	Joe Walker	
ILB	58	Jordan Hicks	42	Dennis Gardeck	47 Ezekiel Turner
WILL	56	Terrell Suggs	54	Cassius Marsh Sr.	
CB	33	<u>Byron Murphy Jr.</u>	27	Kevin Peterson	
CB	21	Patrick Peterson	20	Tramaine Brock Sr.	22 Trevor Williams
SS	35	<u>Deionte Thompson</u>	38	Chris Banjo	
FS	32	Budda Baker	34	<u>Jalen Thompson</u>	28 Charles Washington

## SPECIALISTS

K	5	Zane Gonzalez		
P	4	Andy Lee		
LS	46	Aaron Brewer		
H	4	Andy Lee		
KR	12	Pharoh Cooper	89	<u>Andy Isabella</u>
PR	13	Christian Kirk	12	Pharoh Cooper

## PRONUNCIATION GUIDE

Damiere Byrd .....	duh-MEER	Lamont Gaillard .....	GILL-yard
Pharoh Cooper .....	FAIR-oh	Cassius Marsh Sr. ....	CASH-iss
Darrell Daniels .....	duh-RELL	Haason Reddick .....	ha-SAHN
Michael Dogbe .....	DOG-bee		

NOTE: Rookies are underlined

# CARDINALS NUMERICAL ROSTER



NO.	NAME	POS.	HT.	WT.	AGE	EXP.	COLLEGE	HOW ACQ.	GP	GS	DNP	IA
1	Murray, Kyler	QB	5-10	207	22	R	Oklahoma	D1-19	7	7	0	0
4	Lee, Andy	P	6-1	185	37	16	Pittsburgh	FA-17	6	0	0	1
5	Gonzalez, Zane	K	6-0	202	24	3	Arizona State	FA-18	7	0	0	0
7	Hundley, Brett	QB	6-3	226	26	5	UCLA	UFA-19 (Sea)	0	0	7	0
11	Fitzgerald, Larry	WR	6-3	218	36	16	Pittsburgh	D1-04	7	7	0	0
12	Cooper, Pharoh	WR	5-11	208	24	4	South Carolina	FA-19	3	1	0	0
13	Kirk, Christian	WR	5-11	200	22	2	Texas A&M	D2-18	4	4	0	3
14	Byrd, Damiere	WR	5-9	180	26	4	South Carolina	UFA-19 (Car)	5	3	0	2
16	Sherfield, Trent	WR	6-1	219	23	2	Vanderbilt	FA-18	7	1	0	0
19	Johnson, KeeSean	WR	6-1	201	23	R	Fresno State	D6a-19	7	3	0	0
20	Brock Sr., Tramaine	CB	6-0	188	31	10	Belhaven College	UFA-19 (Den)	7	6	0	0
21	Peterson, Patrick	CB	6-1	203	29	9	LSU	D1-11	1	1	0	0
22	Williams, Trevor	CB	5-11	191	26	4	Penn State	WV-19 (LAC)	2	0	0	0
27	Peterson, Kevin	CB	5-11	185	25	3	Oklahoma State	WV-19 (LAR)	7	1	0	0
28	Washington, Charles	S	5-10	192	26	3	Fresno State	WV-19 (Det)	4	0	0	3
29	Edmonds, Chase	RB	5-9	205	23	2	Fordham	D4-18	7	1	0	0
31	Johnson, David	RB	6-1	224	27	5	Northern Iowa	D3-15	7	7	0	0
32	Baker, Budda	S	5-10	195	23	3	Washington	D2-17	7	7	0	0
33	Murphy Jr., Byron	CB	5-11	190	21	R	Washington	D2a-19	7	7	0	0
34	Thompson, Jalen	S	6-0	190	21	R	Washington State	SD5-19	6	2	0	1
35	Thompson, Deionte	S	6-1	195	22	R	Alabama	D5-19	7	2	0	0
37	Foster, D.J.	RB	6-0	205	25	4	Arizona State	FA-17	6	0	0	1
38	Banjo, Chris	S	5-10	207	29	7	Southern Methodist	FA-19	4	0	0	0
42	Gardeck, Dennis	LB	6-0	232	25	2	Sioux Falls	FA-18	5	0	0	2
43	Reddick, Haason	LB	6-1	235	25	3	Temple	D1-17	7	5	0	0
46	Brewer, Aaron	LS	6-5	232	29	8	San Diego State	FA-16	7	0	0	0
47	Turner, Ezekiel	LB	6-2	214	23	2	Washington	FA-18	3	0	0	4
50	Reed, Brooks	LB	6-3	254	32	9	Arizona	FA-19	7	0	0	0
52	Cole, Mason	OL	6-5	307	23	2	Michigan	D3-18	7	0	0	0
53	Shipley, A.Q.	OL	6-1	307	33	8	Penn State	FA-15	7	7	0	0
54	Marsh Sr., Cassius	LB	6-4	254	27	6	UCLA	FA-19	7	0	0	0
55	Jones, Chandler	LB	6-5	255	29	8	Syracuse	TR-16 (NE)	7	7	0	0
56	Suggs, Terrell	LB	6-3	265	37	17	Arizona State	UFA-19 (Bal)	7	7	0	0
58	Hicks, Jordan	LB	6-1	236	27	5	Texas	UFA-19 (Phi)	7	7	0	0
59	Walker, Joe	LB	6-2	236	26	4	Oregon	FA-18	7	2	0	0
64	Sweezy, J.R.	OL	6-5	310	30	8	North Carolina State	UFA-19 (Sea)	7	7	0	0
65	Gaillard, Lamont	OL	6-3	305	23	R	Georgia	D6b-19	0	0	1	6
66	Miles, Josh	OL	6-5	325	23	R	Morgan State	D7a-19	4	0	0	3
67	Pugh, Justin	OL	6-5	311	29	7	Syracuse	UFA-18 (NYG)	7	7	0	0
71	Murray, Justin	OL	6-5	315	26	2	Cincinnati	WV-19 (Oak)	7	5	0	0
74	Humphries, D.J.	OL	6-5	307	25	5	Florida	D1-15	7	7	0	0
81	Daniels, Darrell	TE	6-3	256	24	3	Washington	WV-18 (Sea)	4	0	0	1
85	Clay, Charles	TE	6-3	246	30	9	Tulsa	FA-19	7	3	0	0
87	Williams, Maxx	TE	6-4	252	25	5	Minnesota	UFA-19 (Bal)	7	3	0	0
89	Isabella, Andy	WR	5-9	188	22	R	Massachusetts	D2b-19	6	1	0	1
90	Bullard, Jonathan	DL	6-3	296	26	4	Florida	WV-19 (Chi)	5	3	0	2
91	Dogbe, Michael	DL	6-3	280	23	R	Temple	D7b-19	2	0	0	5
92	Kerr, Zach	DL	6-2	334	29	6	Delaware	FA-19	3	0	0	0
93	McDonald, Clinton	DL	6-2	297	32	10	Memphis	FA-19	7	0	0	0
95	Gunter, Rodney	DL	6-5	305	27	5	Delaware State	D4-15	7	7	0	0
97	Allen, Zach	DE	6-4	281	22	R	Boston College	D3-19	4	1	0	3
98	Peters, Corey	DL	6-3	335	31	10	Kentucky	UFA-15 (Atl)	7	7	0	0

## COACHING STAFF

**HEAD COACH:** Kliff Kingsbury

**ASSISTANTS:** Jeff Rodgers (Asst. Head Coach/Special Teams Coordinator), Vance Joseph (Defensive Coordinator), Tom Clements (Pass Game Coordinator/QBs), Chris Achuff (Defensive Line), Peter Badovinac (Asst. Wide Receivers), Charlie Bullen (Asst. Linebackers), Bill Davis (Linebackers), Rob Grosso (Defensive Quality Control), Steve Heiden (Tight Ends), Sean Kugler (Offensive Line), Randall McCray (Asst. Special Teams), Rusty McKinney (Defensive Asst.), Buddy Morris (Strength & Conditioning), Brian Natkin (Asst. Offensive Line), David Raih (Wide Receivers), Marcus Robertson (Defensive Backs), James Saxon (Running Backs), Don Shumpert (Bill Bidwill Fellowship/RBs), Vernon Stephens (Asst. Strength and Conditioning), Stephens (Asst. Strength and Conditioning), Jerry Sullivan (Offensive Asst.), Cam Turner (Offensive Asst./Asst. Quarterbacks), Spencer Whipple (Offensive Quality Control), Greg Williams (Cornerbacks), Chris Wilson (Defensive Asst.)



# CARDINALS ALPHABETICAL ROSTER

NO.	NAME	POS.	HT.	WT.	DOB	EXP.	COLLEGE	HOMETOWN	HOW ACQ.
97	Allen, Zach	DE	6-4	281	8/20/1997	R	Boston College	New Canaan, CT	D3-19
32	Baker, Budda	S	5-10	195	1/10/1996	3	Washington	Bellevue, WA	D2-17
38	Banjo, Chris	S	5-10	207	2/26/1990	7	Southern Methodist	Sugar Land, TX	FA-19
46	Brewer, Aaron	LS	6-5	232	7/5/1990	8	San Diego State	Fullerton, CA	FA-16
20	Brock Sr., Tramaine	CB	6-0	188	8/20/1988	10	Belhaven College	Long Beach, MS	UFA-19 (Den)
90	Bullard, Jonathan	DL	6-3	296	10/22/1993	4	Florida	Shelby, NC	WV-19 (Chi)
14	Byrd, Damiere	WR	5-9	180	1/27/1993	4	South Carolina	Sicklerville, NJ	UFA-19 (Car)
85	Clay, Charles	TE	6-3	246	2/13/1989	9	Tulsa	Little Rock, AR	FA-19
52	Cole, Mason	OL	6-5	307	3/28/1996	2	Michigan	Tarpon Springs, FL	D3-18
12	Cooper, Pharoh	WR	5-11	208	3/7/1995	4	South Carolina	Havelock, NC	FA-19
81	Daniels, Darrell	TE	6-3	256	11/22/1994	3	Washington	Pittsburg, CA	WV-18 (Sea)
91	Dogbe, Michael	DL	6-3	280	5/5/1996	R	Temple	Morris Plains, NJ	D7b-19
29	Edmonds, Chase	RB	5-9	205	4/13/1996	2	Fordham	Harrisburg, PA	D4-18
11	Fitzgerald, Larry	WR	6-3	218	8/31/1983	16	Pittsburgh	Minneapolis, MN	D1-04
37	Foster, D.J.	RB	6-0	205	11/22/1993	4	Arizona State	Scottsdale, AZ	FA-17
65	Gaillard, Lamont	OL	6-3	305	2/8/1996	R	Georgia	Fayetteville, NC	D6b-19
42	Gardeck, Dennis	LB	6-0	232	8/9/1994	2	Sioux Falls	Lake in the Hills, IL	FA-18
5	Gonzalez, Zane	K	6-0	202	5/7/1995	3	Arizona State	Deer Park, TX	FA-18
95	Gunter, Rodney	DL	6-5	305	1/19/1992	5	Delaware State	Lake Hamilton, FL	D4-15
58	Hicks, Jordan	LB	6-1	236	6/27/1992	5	Texas	Cincinnati, OH	UFA-19 (Phi)
74	Humphries, D.J.	OL	6-5	307	12/28/1993	5	Florida	Charlotte, NC	D1-15
7	Hundley, Brett	QB	6-3	226	6/15/1993	5	UCLA	Chandler, AZ	UFA-19 (Sea)
89	Isabella, Andy	WR	5-9	188	11/18/1996	R	Massachusetts	Mayfield, OH	D2b-19
31	Johnson, David	RB	6-1	224	12/16/1991	5	Northern Iowa	Clinton, IA	D3-15
19	Johnson, KeeSean	WR	6-1	201	10/9/1996	R	Fresno State	East Palo Alto, CA	D6a-19
55	Jones, Chandler	LB	6-5	255	2/27/1990	8	Syracuse	Endicott, NY	TR-16 (NE)
92	Kerr, Zach	DL	6-2	334	8/29/1990	6	Delaware	Virginia Beach, VA	FA-19
13	Kirk, Christian	WR	5-11	200	11/18/1996	2	Texas A&M	Scottsdale, AZ	D2-18
4	Lee, Andy	P	6-1	185	8/11/1982	16	Pittsburgh	Westminster, SC	FA-17
54	Marsh Sr., Cassius	LB	6-4	254	7/7/1992	6	UCLA	Simi Valley, CA	FA-19
93	McDonald, Clinton	DL	6-2	297	1/6/1987	10	Memphis	Jacksonville, AR	FA-19
66	Miles, Josh	OL	6-5	325	1/4/1996	R	Morgan State	Baltimore, MD	D7a-19
33	Murphy Jr., Byron	CB	5-11	190	1/18/1998	R	Washington	Scottsdale, AZ	D2a-19
71	Murray, Justin	OL	6-5	315	4/19/1993	2	Cincinnati	Cincinnati, OH	WV-19 (Oak)
1	Murray, Kyler	QB	5-10	207	8/7/1997	R	Oklahoma	Allen, TX	D1-19
98	Peters, Corey	DL	6-3	335	6/8/1988	10	Kentucky	Louisville, KY	UFA-15 (Atl)
27	Peterson, Kevin	CB	5-11	185	3/22/1994	3	Oklahoma State	Wagoner, OK	WV-19 (LAR)
21	Peterson, Patrick	CB	6-1	203	7/11/1990	9	LSU	Pompano Beach, FL	D1-11
67	Pugh, Justin	OL	6-5	311	8/15/1990	7	Syracuse	Holland, PA	UFA-18 (NYG)
43	Reddick, Haason	LB	6-1	235	9/22/1994	3	Temple	Camden, NJ	D1-17
50	Reed, Brooks	LB	6-3	254	2/28/1987	9	Arizona	Tucson, AZ	FA-19
16	Sherfield, Trent	WR	6-1	219	2/26/1996	2	Vanderbilt	Danville, IL	FA-18
53	Shiple, A.Q.	OL	6-1	307	5/22/1986	8	Penn State	Moon Township, PA	FA-15
56	Suggs, Terrell	LB	6-3	265	10/11/1982	17	Arizona State	Chandler, AZ	UFA-19 (Bal)
64	Sweezy, J.R.	OL	6-5	310	4/8/1989	8	North Carolina State	Moorestville, NC	UFA-19 (Sea)
35	Thompson, Deionte	S	6-1	195	2/11/1997	R	Alabama	Orange, TX	D5-19
34	Thompson, Jalen	S	6-0	190	7/18/1998	R	Washington State	Downey, CA	SD5-19
47	Turner, Ezekiel	LB	6-2	214	6/9/1996	2	Washington	Pasadena, MD	FA-18
59	Walker, Joe	LB	6-2	236	12/11/1992	4	Oregon	Palas Verdes, CA	FA-18
28	Washington, Charles	S	5-10	192	3/10/1993	3	Fresno State	Inglewood, CA	WV-19 (Det)
87	Williams, Maxx	TE	6-4	252	4/12/1994	5	Minnesota	Waconia, MN	UFA-19 (Bal)
22	Williams, Trevor	CB	5-11	191	9/15/1993	4	Penn State	Baltimore, MD	WV-19 (LAC)
<b>Practice Squad (10)</b>									
72	Brown, Miles	DL	6-2	320	9/4/1997	R	Wofford	Cheverly, MD	FA-19
30	Davis, Jalen	CB	5-10	185	2/2/1996	2	Utah State	La Mesa, CA	FA-19
39	Davis, Justin	RB	6-1	199	11/11/1995	3	USC	Stockton, CA	FA-19
49	Fitts, Kylie	LB	6-4	260	10/11/1994	2	Utah	San Bernardino, CA	FA-19
25	Jones, Chris	CB	6-0	200	8/13/1995	1	Nebraska	Jacksonville, FL	FA-18
70	Jones, Sam	OL	6-5	290	2/21/1996	2	Arizona State	Highlands Ranch, CO	FA-19
83	Richardson, A.J.	WR	6-0	212	6/2/1995	R	Boise State	Lomita, CA	FA-19
45	Robertson, Pete	LB	6-2	243	12/2/1992	2	Texas Tech	Longview, TX	FA-18
2	Sloter, Kyle	QB	6-5	218	2/7/1994	3	Northern Colorado	Johns Creek, GA	FA-19
84	Wilson, Caleb	TE	6-4	240	7/15/1996	R	UCLA	Dallas, TX	D7c-19
<b>Reserved/Physically Unable to Perform (1)</b>									
73	Garcia, Max	OL	6-4	309	11/9/1991	5	Florida	Norcross, GA	UFA-19 (Den)
<b>Injured Reserve (7)</b>									
23	Alford, Robert	CB	5-10	186	11/1/1988	7	Southeastern Louisiana	Hammond, LA	FA-19
17	Butler, Hakeem	WR	6-5	227	5/16/1996	R	Iowa State	Baltimore, MD	D4-19
76	Gilbert, Marcus	OL	6-6	330	2/15/1988	9	Florida	Fort Lauderdale, FL	TR-19 (Pit)
79	Mills, Jordan	OL	6-5	316	12/24/1990	7	Louisiana Tech	Napoleonville, LA	FA-19
27	Shaw, Josh	DB	6-1	197	3/27/1992	5	USC	Palmdale, CA	UFA-19 (TB)
75	Sweet, William	OL	6-6	313	4/29/1997	R	North Carolina	Jacksonville, FL	FA-19
26	Williams, Brandon	CB	6-0	200	9/9/1992	4	Texas A&M	Brookshire, TX	D3-16
<b>Non-Football Injury (1)</b>									
78	Toth, Brett	OL	6-6	304	9/1/1996	R	Army	Charleston, SC	WV-19 (Phi)
<b>Practice Squad/Injured Reserve (1)</b>									
10	Dixon, Johnnie	WR	5-11	198	9/16/1994	R	Ohio State	West Palm Beach, FL	FA-19





# 2019 NFL STANDINGS AND SCHEDULE



NFC EAST	W	L	T	Div	Conf	Wk 1	Wk 2	Wk 3	Wk 4	Wk 5	Wk 6	Wk 7	Wk 8	Wk 9	Wk 10	Wk 11	Wk 12	Wk 13	Wk 14	Wk 15	Wk 16	Wk 17
	Dallas	4	3	0	3-0	3-2	NYG	at Was	Mia	at NO	GB	at NYJ	Phi	(BYE)	at NYG	Min	at Det	at NE	Buf	at Chi	LAR	at Phi
Philadelphia	3	4	0	1-1	2-4	Was	at Atl	Det	at GB	NYJ	at Min	at Dal	at Buf	Chi	(BYE)	NE	Sea	at Mia	NYG	at Was	Dal	at NYG
NY Giants	2	5	0	1-1	2-3	at Dal	Buf	at TB	Was	Min	at NE	AZ	at Det	Dal	at NYJ	(BYE)	at Chi	GB	at Phi	Mia	at Was	Phi
Washington	1	6	0	0-3	0-5	at Phi	Dal	Chi	at NYG	NE	at Mia	SF	at Min	at Buf	(BYE)	NYJ	Det	at Car	at GB	Phi	NYG	at Dal
NFC NORTH	W	L	T	Div	Conf	Wk 1	Wk 2	Wk 3	Wk 4	Wk 5	Wk 6	Wk 7	Wk 8	Wk 9	Wk 10	Wk 11	Wk 12	Wk 13	Wk 14	Wk 15	Wk 16	Wk 17
	Green Bay	6	1	0	3-0	4-1	Min	Den	Phi	at Dal	Det	Oak	at KC	at LAC	Car	(BYE)	at SF	at NYG	Was	Chi	at Min	at Det
Minnesota	5	2	0	1-2	4-2	Atl	at GB	Oak	at Chi	at NYG	Phi	at Det	Was	at KC	at Dal	Den	(BYE)	at Sea	Det	at LAC	GB	Chi
Chicago	3	3	0	1-1	2-2	GB	at Den	at Was	Min	at Oak	(BYE)	NO	LAC	at Phi	Det	at LAR	NYG	at Det	Dal	at GB	KC	at Min
Detroit	2	3	1	0-2	1-2-1	at AZ	LAC	at Phi	KC	(BYE)	at GB	Min	NYG	at Oak	at Chi	Dal	at Was	Chi	at Min	TB	at Den	GB
NFC SOUTH	W	L	T	Div	Conf	Wk 1	Wk 2	Wk 3	Wk 4	Wk 5	Wk 6	Wk 7	Wk 8	Wk 9	Wk 10	Wk 11	Wk 12	Wk 13	Wk 14	Wk 15	Wk 16	Wk 17
	New Orleans	6	1	0	1-0	4-1	Hou	at LAR	at Sea	Dal	TB	at Jax	at Chi	AZ	(BYE)	Atl	at TB	Car	at Atl	SF	Ind	at Ten
Carolina	4	2	0	1-1	2-2	LAR	TB	at AZ	at Hou	Jax	at TB	(BYE)	at SF	Ten	at GB	Atl	at NO	Was	at Atl	Sea	at Ind	NO
Tampa Bay	2	4	0	1-2	2-4	SF	at Car	NYG	at LAR	at NO	Car	(BYE)	at Ten	at Sea	AZ	NO	at Atl	at Jax	Ind	at Det	Hou	Atl
Atlanta	1	6	0	0-0	1-3	at Min	Phi	at Ind	Ten	at Hou	at AZ	LAR	Sea	(BYE)	at NO	at Car	TB	NO	Car	at SF	Jax	at TB
NFC WEST	W	L	T	Div	Conf	Wk 1	Wk 2	Wk 3	Wk 4	Wk 5	Wk 6	Wk 7	Wk 8	Wk 9	Wk 10	Wk 11	Wk 12	Wk 13	Wk 14	Wk 15	Wk 16	Wk 17
	San Francisco	6	0	0	1-0	3-0	at TB	at Cin	Pit	(BYE)	Cle	at LAR	at Was	Car	at AZ	Sea	AZ	GB	at Bal	at NO	Atl	LAR
Seattle	5	2	0	2-0	2-1	Cin	at Pit	NO	at AZ	LAR	at Cle	Bal	at Atl	TB	at SF	(BYE)	at Phi	Min	at LAR	at Car	AZ	SF
LA Rams	4	3	0	0-2	3-3	at Car	NO	at Cle	TB	at Sea	SF	at Atl	Cin	(BYE)	at Pit	Chi	Bal	at AZ	Sea	at Dal	at SF	AZ
Arizona	3	3	1	0-1	2-2-1	Det	at Bal	Car	Sea	at Cin	Atl	at NYG	at NO	SF	at TB	at SF	(BYE)	LAR	Pit	Cle	at Sea	at LAR
AFC EAST	W	L	T	Div	Conf	Wk 1	Wk 2	Wk 3	Wk 4	Wk 5	Wk 6	Wk 7	Wk 8	Wk 9	Wk 10	Wk 11	Wk 12	Wk 13	Wk 14	Wk 15	Wk 16	Wk 17
	New England	7	0	0	4-0	5-0	Pit	at Mia	NYJ	at Buf	at Was	NYG	at NYJ	Cle	at Bal	(BYE)	at Phi	Dal	at Hou	KC	at Cin	Buf
Buffalo	5	1	0	2-1	4-1	at NYJ	at NYG	Cin	NE	at Ten	(BYE)	Mia	Phi	Was	at Cle	at Mia	Den	at Dal	Bal	at Pit	at NE	NYJ
NY Jets	1	5	0	0-3	0-4	Buf	Cle	at NE	(BYE)	at Phi	Dal	NE	at Jax	at Mia	NYG	at Was	Oak	at Cin	Mia	at Bal	Pit	at Buf
Miami	0	6	0	0-2	0-4	Bal	NE	at Dal	LAC	(BYE)	Was	at Buf	at Pit	NYJ	at Ind	Buf	at Cle	Phi	at NYJ	at NYG	Cin	at NE
AFC NORTH	W	L	T	Div	Conf	Wk 1	Wk 2	Wk 3	Wk 4	Wk 5	Wk 6	Wk 7	Wk 8	Wk 9	Wk 10	Wk 11	Wk 12	Wk 13	Wk 14	Wk 15	Wk 16	Wk 17
	Baltimore	5	2	0	2-1	3-2	at Mia	AZ	at KC	Cle	at Pit	Cin	at Sea	(BYE)	NE	at Cin	Hou	at LAR	SF	at Buf	NYJ	at Cle
Cleveland	2	4	0	1-0	2-1	Ten	at NYJ	LAR	at Bal	at SF	Sea	(BYE)	(BYE)	at Den	Buf	Pit	Mia	at Pit	Cin	at AZ	Bal	at Cin
Pittsburgh	2	4	0	1-1	2-2	at NE	Sea	at SF	Cin	Bal	at LAC	(BYE)	Mia	Ind	LAR	at Cle	at Cin	Cle	at AZ	Buf	at NYJ	at Bal
Cincinnati	0	7	0	0-2	0-4	at Sea	SF	at Buf	at Pit	AZ	at Bal	Jax	at LAR	(BYE)	Bal	at Oak	Pit	NYJ	at Cle	NE	at Mia	Cle
AFC SOUTH	W	L	T	Div	Conf	Wk 1	Wk 2	Wk 3	Wk 4	Wk 5	Wk 6	Wk 7	Wk 8	Wk 9	Wk 10	Wk 11	Wk 12	Wk 13	Wk 14	Wk 15	Wk 16	Wk 17
	Indianapolis	4	2	0	2-0	3-2	at LAC	at Ten	Atl	Oak	at KC	(BYE)	Hou	Den	at Pit	Mia	Jax	at Hou	Ten	at TB	at NO	Car
Houston	4	3	0	1-1	3-1	at NO	Jax	at LAC	Car	Atl	at KC	at Ind	Oak	at Jax	(BYE)	at Bal	Ind	NE	Den	at Ten	at TB	Ten
Jacksonville	3	4	0	1-1	3-2	KC	at Hou	Ten	at Den	at Car	NO	at Cin	NYJ	Hou	(BYE)	at Ind	at Ten	TB	LAC	at Oak	at Atl	Ind
Tennessee	3	4	0	0-2	2-4	at Cle	Ind	at Jax	at Atl	Buf	at Den	LAC	TB	at Car	KC	(BYE)	Jax	at Ind	at Oak	Hou	NO	at Hou
AFC WEST	W	L	T	Div	Conf	Wk 1	Wk 2	Wk 3	Wk 4	Wk 5	Wk 6	Wk 7	Wk 8	Wk 9	Wk 10	Wk 11	Wk 12	Wk 13	Wk 14	Wk 15	Wk 16	Wk 17
	Kansas City	5	2	0	2-0	4-2	at Jax	at Oak	Bal	at Det	Ind	Hou	at Den	GB	Min	at Ten	at LAC	(BYE)	Oak	at NE	Den	at Chi
Oakland	3	3	0	1-1	2-1	Den	KC	at Min	at Ind	Chi	(BYE)	at GB	at Hou	Det	LAC	Cin	at NYJ	at KC	Ten	Jax	at LAC	at Den
Denver	2	5	0	1-2	2-3	at Oak	Chi	at GB	Jax	at LAC	Ten	KC	at Ind	Cle	(BYE)	at Min	at Buf	LAC	at Hou	at KC	Det	Oak
LA Chargers	2	5	0	0-1	2-4	Ind	at Det	Hou	at Mia	Den	Pit	at Ten	at Chi	GB	at Oak	KC	(BYE)	at Den	at Jax	Min	Oak	at KC

Bolded and Underlined Opponent - win

*Italics - Tie*

\*Clinched Playoff Berth

\*\*Clinched Division Title

\*\*\*Clinched First -Round Bye

\*\*\*\*Clinched Home-Field Advantage