

# MINN NO

NOV. 12 @ NOON



usbank  
stadium

## VIKINGS VS. SAINTS

The Minnesota Vikings (5-4) welcome the New Orleans Saints (5-4) to U.S. Bank Stadium on Sunday, Nov. 12, with kickoff slated for noon CT. The Vikings seek their second-straight victory against the Saints and their first on U.S. soil since defeating New Orleans in overtime in the Wild Card round on Jan. 5, 2020. In 2022, the two teams matched at Tottenham Hotspur Stadium in London, as Minnesota edged New Orleans, 28-25.

### QUICK HITS

- Sunday will be the 38th all-time meeting between the Vikings and Saints, and the seventh contest between the two teams in the past six seasons. Minnesota owns the overall edge over New Orleans, capturing 24 victories, including a 14-4 record when playing at home, including a 2-0 mark in the postseason.
- The Vikings look to capture their fifth-straight win and their sixth victory in seven games. Minnesota's four-consecutive wins are tied with Baltimore and Cincinnati for the second-longest active streak among all teams in the NFL, trailing only Jacksonville's five-consecutive wins.

### 2023 RECORD

|                             |            |
|-----------------------------|------------|
| <b>REGULAR SEASON</b> ..... | <b>5-4</b> |
| <b>NFC NORTH</b> .....      | <b>2-0</b> |
| <b>HOME</b> .....           | <b>1-3</b> |
| <b>AWAY</b> .....           | <b>4-1</b> |

### THE MATCHUP



#### MINNESOTA VIKINGS

.....5-4

#### 2023 LEADERS

##### PASSING

.....Joshua Dobbs  
..... 158.0 YPG

##### RUSHING

.....Joshua Dobbs  
..... 66.0 YPG

##### RECEIVING

.....Justin Jefferson  
..... 114.2 YPG

##### TACKLES

..... Camryn Bynum/Jordan Hicks  
..... 8.9 TPG

##### SACKS

..... Danielle Hunter  
..... 10

##### INTERCEPTIONS

... Camryn Bynum/Byron Murphy Jr.  
..... 2



#### NEW ORLEANS SAINTS

.....5-4

#### 2023 LEADERS

##### PASSING

.....Derek Carr  
..... 235.7 YPG

##### RUSHING

.....Alvin Kamara  
..... 57.7 YPG

##### RECEIVING

..... Chris Olave  
..... 62.6 YPG

##### TACKLES

..... Demario Davis  
..... 7.2 TPG

##### SACKS

..... Carl Granderson  
..... 5.5

##### INTERCEPTIONS

..... Paulson Adebbo  
..... 4

#### SERIES HISTORY

VIKINGS W-L ..... 24-13  
HOME RECORD ..... 14-4  
ROAD RECORD ..... 10-9  
VIKINGS STREAK..... L1  
LONGEST STREAK..... W6  
.....1970-78

MOST POINTS SCORED:  
.....45; 45-3  
.....Dec. 4, 1988  
LARGEST MARGIN OF VICTORY:  
.....42; 45-3  
.....Dec. 4, 1988

### 2023 SCHEDULE

| WEEK/DATE              | OPPONENT             | TIME (CT)        | TV/RESULTS      |
|------------------------|----------------------|------------------|-----------------|
| <b>1) 9/10 (Sun)</b>   | <b>TAMPA BAY</b>     | <b>Noon</b>      | <b>L, 20-17</b> |
| 2) 9/14 (Thurs)        | at Philadelphia      | 7:15 p.m.        | L, 34-28        |
| <b>3) 9/24 (Sun)</b>   | <b>LOS ANGELES</b>   | <b>Noon</b>      | <b>L, 28-24</b> |
| 4) 10/1 (Sun)          | at Carolina          | Noon             | W, 21-13        |
| <b>5) 10/8 (Sun)</b>   | <b>KANSAS CITY</b>   | <b>3:25 p.m.</b> | <b>L, 27-20</b> |
| 6) 10/15 (Sun)         | at Chicago           | Noon             | W, 19-13        |
| <b>7) 10/23 (Mon)</b>  | <b>SAN FRANCISCO</b> | <b>7:15 p.m.</b> | <b>W, 22-17</b> |
| 8) 10/29 (Sun)         | at Green Bay         | Noon             | W, 24-10        |
| 9) 11/5 (Sun)          | at Atlanta           | Noon             | W, 31-28        |
| <b>10) 11/12 (Sun)</b> | <b>NEW ORLEANS</b>   | <b>Noon</b>      | <b>FOX</b>      |
| 11) 11/19 (Sun)        | at Denver            | 7:20 p.m.        | NBC             |
| <b>12) 11/27 (Mon)</b> | <b>CHICAGO</b>       | <b>7:15 p.m.</b> | <b>ESPN</b>     |
| 13) 12/3 (Sun)         | BYE WEEK             |                  |                 |
| 14) 12/10 (Sun)        | at Las Vegas         | 3:05 p.m.        | FOX             |
| 15) TBD (TBD)          | at Cincinnati        | TBD              | TBD             |
| <b>16) 12/24 (Sun)</b> | <b>DETROIT</b>       | <b>Noon</b>      | <b>FOX</b>      |
| <b>17) 12/31 (Sun)</b> | <b>GREEN BAY</b>     | <b>7:20 p.m.</b> | <b>NBC</b>      |
| 18) TBD (TBD)          | at Detroit           | TBD              | TBD             |

*Home games capitalized and bolded*

*\*All game times are CT and subject to change*

## LAST TIME vs. NEW ORLEANS SAINTS



**P RYAN WRIGHT EXECUTED A FAKE PUNT, COMPLETING A 13-YARD PASS TO WR JALEN NAILOR THAT SET UP A 46-YARD FIELD GOAL.**

## WEEKLY MEDIA SCHEDULE

| <b>MON</b><br>11.06   | <b>TUE</b><br>11.07   | <b>WED</b><br>11.08  | <b>THU</b><br>11.09  | <b>FRI</b><br>11.10   | <b>SAT</b><br>11.11 | <b>SUN</b><br>11.12  |
|---|---|--|--|---|---------------------|--|
| <b>Noon</b><br>Kevin O'Connell Available<br><br><b>12:15 p.m.</b><br>Open Locker Room | <b>12:45 - 1:30 p.m.</b><br>Wes Phillips, Brian Flores and Matt Daniels Available | <b>11:50 a.m. - 12:35 p.m.</b><br>Open Locker Room (Dobbs, Hockenson available)<br><br><b>1:50 p.m.</b><br>Kevin O'Connell Available<br><br><b>2:05 p.m.</b><br>Walk Through | <b>Noon - 12:45 p.m.</b><br>Open Locker Room<br><br><b>1:10 p.m.</b><br>Practice | <b>11:40 a.m.</b><br>Practice<br><br><b>1 p.m.</b><br>Kevin O'Connell Available<br><br><b>1 - 1:45 p.m.</b><br>Open Locker Room | No Media Access     | <b>Noon</b><br>New Orleans Saints at Minnesota Vikings (FOX) |

\*All times are CT.

### TUNE IN

- ▷ **NATIONAL TELEVISION: FOX**  
**Play-by-Play:** Adam Amin  
**Analyst:** Mark Schlereth  
**Sideline:** Kristina Pink



- ▷ **LOCAL RADIO: KFAN-FM 100.3-FM / KTLK 1130-AM**  
**Play-By-Play:** Paul Allen  
**Analyst:** Pete Bercich  
**Sideline:** Ben Leber



**PREGAME SHOW:** 10 a.m. CT  
 KFAN and KTLK serve as the flagship stations for the 55-station, five-state Vikings Radio Network.

- ▷ **VIKINGS SPANISH RADIO: TICO SPORTS**  
**Play-by-Play:** Gabriel Rios  
**Analyst:** Isaias Zendejas



- ▷ **SATELLITE RADIO: SIRIUSXM**  
**Channel:** 83 or 230



### COMMUNICATIONS STAFF

|                                    |                     |
|------------------------------------|---------------------|
| <b>Jeff Anderson</b>               | <b>612.247.4482</b> |
| EVP & Chief Communications Officer |                     |
| <b>Jon Ekstom</b>                  | <b>612.418.6265</b> |
| Senior Director, Communications    |                     |
| <b>Sam Newton</b>                  | <b>612.965.4712</b> |
| Director, Communications           |                     |
| <b>Carly Bonk</b>                  | <b>612.718.4093</b> |
| Communications Manager             |                     |
| <b>Sarah Joram</b>                 | <b>336.618.3223</b> |
| Communications Coordinator         |                     |
| <b>Kori Baer</b>                   | <b>651.350.8201</b> |
| Communications Associate           |                     |

### VIKINGS MEDIA SITE

All media members are encouraged to utilize the Vikings' media site (NFLONG.com) to assist in their coverage of the team.

The site features bios and information for all players, coaches, football staff, ownership group and executives. A schedule for all media availabilities, practices and important dates is also available on the site.

The media center serves as a comprehensive hub for all Vikings publications and game-by-game information, including weekly releases, flip cards, injury reports, gamebooks, press releases, transcripts and more.

## BY THE NUMBERS

# 5

K GREG JOSEPH WAS 5-OF-5 ON FIELD GOALS AGAINST THE SAINTS IN LONDON LAST SEASON. JOSEPH CONNECTED ON ATTEMPTS OF 28, 23, 24, 46 AND 47 YARDS, ACCOUNTING FOR 16 TOTAL POINTS.

# VIKINGS-SAINTS RANKINGS

## NFL RANKINGS

### OFFENSE

| CATEGORY             | MIN (RK)     | NO (RK)      | DIFF   |
|----------------------|--------------|--------------|--------|
| Yards / Game         | 354.8 (8)    | 343.8 (13)   | 11     |
| Yards / Play         | 5.59 (7)     | 4.97 (22)    | 0.62   |
| Rushing Yards / Game | 81.3 (29)    | 103.9 (18)   | -22.6  |
| Rushing Yards / Play | 3.70 (27)    | 3.57 (29)    | 0.13   |
| Passing Yards / Game | 273.4 (2)    | 239.9 (10)   | 33.5   |
| Passing Yards / Play | 7.01 (9)     | 6.37 (18)    | 0.64   |
| Interception Rate    | 1.42% (5)    | 1.47% (8)    | -0.05% |
| Sacks / Pass Attempt | 6.27% (10)   | 6.19% (8)    | 0.08%  |
| First Downs / Game   | 20.8 (9t)    | 19.7 (15)    | 1.1    |
| Punt Return Avg      | 7.9 (22)     | 15.4 (3)     | -7.5   |
| Kickoff Return Avg   | 23.0 (14)    | 20.6 (19)    | 2.4    |
| Field Goals Made     | 76.47% (28)  | 78.26% (26)  | -1.79% |
| 3rd Down Pct         | 41.67% (10t) | 37.31% (20)  | 4.36%  |
| 4th Down Pct         | 73.33% (4)   | 50.00% (13t) | 23.33% |
| Red Zone Pct         | 48.28% (22t) | 45.45% (28)  | 2.83%  |
| Goal to Go%          | 55.56% (26t) | 58.82% (23t) | -3.26% |
| Avg Possession Time  | 28:55 (22)   | 31:37 (6)    |        |
| Points / Game        | 22.9 (13)    | 21.7 (15)    | 1.2    |

### DEFENSE

| CATEGORY             | MIN (RK)    | NO (RK)      | DIFF    |
|----------------------|-------------|--------------|---------|
| Yards / Game         | 328.0 (14)  | 304.3 (7)    | 23.7    |
| Yards / Play         | 5.04 (10)   | 4.97 (8)     | 0.07    |
| Rushing Yards / Game | 102.6 (12)  | 112.3 (17)   | -9.7    |
| Rushing Yards / Play | 3.68 (5)    | 4.38 (24)    | -0.7    |
| Passing Yards / Game | 225.4 (18)  | 192.0 (7)    | 33.4    |
| Passing Yards / Play | 6.52 (18)   | 5.70 (5)     | 0.82    |
| Interception Rate    | 2.25% (17)  | 3.96% (3)    | -1.71%  |
| Sacks / Pass Attempt | 7.72% (20)  | 5.61% (28)   | 2.11%   |
| First Downs / Game   | 19.6 (17)   | 17.3 (4)     | 2.3     |
| Punt Return Avg      | 7.7 (12)    | 5.0 (1)      | 2.7     |
| Kickoff Return Avg   | 23.5 (22)   | 21.0 (11t)   | 2.5     |
| 3rd Down Pct         | 45.24% (29) | 34.15% (4)   | 11.09%  |
| 4th Down Pct         | 53.85% (22) | 50.00% (15t) | 3.85%   |
| Red Zone Pct         | 56.52% (19) | 53.85% (17)  | 2.67%   |
| Goal to Go%          | 72.22% (17) | 90.91% (31)  | -18.69% |
| Points / Game        | 21.1 (17)   | 19.0 (7)     | 2.1     |

## TEAM LEADERS

### MINNESOTA VIKINGS

| CATEGORY         | PLAYER    | TOTAL  | NFC RANK | NFL RANK |
|------------------|-----------|--------|----------|----------|
| Scoring          | Addison   | 42     | 3t       | 8t       |
| Passing Yds      | Cousins   | 2,331  | 3        | 6        |
| Passing TDs      | Cousins   | 18     | 1        | 2t       |
| Passer Rating    | Cousins   | 103.8  | 2        | 3        |
| Completion Pct   | Cousins   | 69.5%  | 2        | 5        |
| Rushing Att.     | Mattison  | 122    | 5        | 11       |
| Rushing Yds      | Mattison  | 434    | 9        | 20       |
| Rushing TDs      | Akers     | 1      | 17t      | 35t      |
| Receptions       | Hockenson | 60     | 4        | 8        |
| Receiving Yds    | Jefferson | 571    | 9        | 18       |
| Receiving TDs    | Addison   | 7      | 1        | 2t       |
| Interceptions    | Bynum     | 2      | 5t       | 13t      |
|                  | Murphy    | 2      | 5t       | 13t      |
| Tackles          | Bynum     | 80     | 3t       | 8t       |
|                  | Hicks     | 80     | 3t       | 8t       |
| Forced Fumbles   | Evans     | 3      | 1t       | 4t       |
|                  | Hunter    | 3      | 1t       | 4t       |
|                  | Smith     | 3      | 1t       | 4t       |
| Opp. FR          | Hicks     | 2      | 2t       | 6t       |
| Sacks            | Hunter    | 10.0   | 1        | 1        |
| FGs Made         | Joseph    | 13/147 | 10       | 20t      |
| FG Pct           | Joseph    | 76.5%  | 13       | 30       |
| Net Punting Avg. | Wright    | 43.3   | 7        | 12t      |
| Punt Ret. Avg.   | Powell    | 7.9    | 14       | 34       |
| KO Ret. Avg.     | Chandler  | 24.3   | 11       | 18       |

### NEW ORLEANS SAINTS

| CATEGORY         | PLAYER     | TOTAL | NFC RANK | NFL RANK |
|------------------|------------|-------|----------|----------|
| Scoring          | Shaheed    | 24    | 14t      | 30t      |
|                  | Hill       | 24    | 14t      | 30t      |
| Passing Yds      | Carr       | 2,121 | 5        | 9        |
| Passing TDs      | Carr       | 10    | 10       | 17t      |
| Passer Rating    | Carr       | 89.9  | 8        | 17       |
| Completion Pct   | Carr       | 65.5% | 8        | 65.5%    |
| Rushing Att.     | Kamara     | 95    | 12       | 25       |
| Rushing Yds      | Kamara     | 346   | 15       | 30       |
| Rushing TDs      | Kamara     | 2     | 10t      | 23t      |
| Receptions       | Olave      | 50    | 7        | 15       |
| Receiving Yds    | Olave      | 563   | 11       | 21       |
| Receiving TDs    | Shaheed    | 3     | 12t      | 26t      |
| Interceptions    | Adebo      | 4     | 1t       | 2t       |
| Tackles          | Davis      | 65    | 13       | 24t      |
| Forced Fumbles   | Adebo      | 2     | 6t       | 11t      |
| Opp. FR          | Adebo      | 2     | 2t       | 6t       |
| Sacks            | Granderson | 5.5   | 8t       | 20t      |
| FGs Made         | Grupe      | 18/23 | 3t       | 5t       |
| FG Pct           | Grupe      | 78.3% | 12       | 28       |
| Net Punting Avg. | Hedley     | 39.8  | 13       | 26t      |
| Punt Ret. Avg.   | Shaheed    | 15.4  | 1        | 4        |
| KO Ret. Avg.     | Shaheed    | 20.6  | 22       | 40       |

## NORSEMAN NOTABLES

**WINNING WAYS:** Entering Week 10, the Minnesota Vikings' four-game winning streak is the longest-active streak among all teams in the NFC and tied for the second-longest league-wide behind only the Jacksonville Jaguars (five games). Additionally, Philadelphia is the only team in the NFL with more wins within their conference than Minnesota. The Eagles have won six games against NFC teams, while the Vikings have logged five victories against conference foes.

The Vikings' four wins on the road in 2023 is tied for the most in the NFL (Baltimore, Jacksonville and Philadelphia). When Minnesota scores in the first quarter, the team owns a 4-1 record. The Vikings are a perfect 3-0 when scoring before their opponent.

Minnesota, which opened the season with three losses, heads into Week 10 seeking its fifth-straight win and sixth victory in seven games. The Vikings were one of nine teams that commenced the season 0-2, and they are just one of the two winless teams following Week 2 to boast an overall record above .500 entering Week 10 (Cincinnati).

### OFFENSIVE NOTES

---

**KEEPING DRIVES ALIVE:** On 3rd and 4th-and-1 conversions, Minnesota boasts a 93.8 conversion percentage, having executed 15 of its 16 1-yard attempts on 3rd or 4th-and-1. The Vikings own the highest conversion percentage this season. Denver ranks second through Week 9 with an 85.7 conversion percentage (12-of-14).

On rushing attempts on 3rd and 4th-and-1 situations, Minnesota has converted on 8-of-8 attempts, accounting for the only perfect percentage in the NFL this season. When passing on a 3rd-and-1 or 4th-and-1 situation, the Vikings have converted 7-of-8 attempts (87.5%), which is tied for the top mark among teams with at least six passing attempts on 3rd or 4th-and-1 with Las Vegas.

**THROUGH THE AIR:** The Vikings rank second in passing yards per game, averaging 273.4 through Week 9. Miami leads the league, averaging 287.4 passing yards/game.

**THROWING THE DISTANCE:** The Vikings have recorded 38 completions of 20+ yards during the first nine weeks of the 2023 season, the most in the league. Minnesota has tallied 19 completions of at least 25 yards, tied for the sixth most in the NFL this season. When it comes to completions of 50+ yards, the Vikings have notched three, which is tied for the second most league-wide. Only the Dolphins have more 50-yard completions, converting four through Week 9.

The Vikings, along with the Texans, are the lone teams in the league to have at least 35 completions of 20 yards and at least three 50-yard completions through the first nine weeks of 2023.

**DOBBS' DEBUT:** QB *Joshua Dobbs* made his Vikings debut at Atlanta just five days after being acquired via trade with the Cardinals, going 20-of-30 for 158 yards and two touchdowns. He also recorded 66 yards and a touchdown on seven rushing attempts. Dobbs' 66 rushing yards marked the third-most by a Vikings QB since 2010, and the most since Joe Webb recorded 109 yards on the ground in 2011 at Detroit.

Dobbs is only the second quarterback this season to register at least 150 passing yards, 60 rushing yards and at least one passing touchdown and one rushing touchdown in a single game, joining Jalen Hurts who accomplished this feat in Week 5 of the 2023 season.

The QB also executed a 2-point conversion attempt, connecting with WR *Trishton Jackson* in the third quarter. It was the team's first successful 2-point conversion since Dec. 17, 2022, against Indianapolis, and the first-career points for Jackson.

**SPREADING THE WEALTH:** QBs *Kirk Cousins* and *Joshua Dobbs* have combined for 20 touchdown passes in the first nine weeks of the season, tied for the most among all teams in the league (Miami). The two quarterbacks have connected with seven different players across the 20 touchdown passes - rookie WR *Jordan Addison* (7), TE *T.J. Hockenson* (3), WR *Justin Jefferson* (3), RB *Alexander Mattison* (3), TE *Josh Oliver* (1), WR *Brandon Powell* (1) and WR *K.J. Osborn* (2).

The Vikings are the only team league-wide to have four players with at least three receiving touchdowns each - WR *Jordan Addison* (7), TE *T.J. Hockenson* (3), WR *Justin Jefferson* (3) and RB *Alexander Mattison* (3).

**YOU THROW IT, THEY'LL CATCH IT:** The Vikings are the only team with two players - WRs *Jordan Addison* and *Justin Jefferson* - in the top 10 of passer rating when targeted (min. 50 targets). Jefferson checks in fifth, with a rating of 124.8, while Addison is right behind him, ranked sixth, with a rating of 123.1.

**30, 350 & 2:** The Vikings are the only team in the league this season to have four players with at least 30 catches for 350 receiving yards and two touchdowns. WR **Jordan Addison** (41 REC, 534 YDs, 7 TDs), TE **T.J. Hockenson** (60/547/3), WR **Justin Jefferson** (36/571/3) and WR **K.J. Osborn** (32/377/2) have each achieved the stat line through the first eight games. The Eagles have three players with at least 30 catches for 350 receiving yards and two touchdowns. Otherwise, no other team in the league has more than two players.

**POWELL POWER:** WR **Brandon Powell** has been a staple in Minnesota's offense since Week 5. Against the Chiefs in Week 5, he accounted for 42 of his 43 total receiving yards in the fourth quarter. At Chicago in Week 6, Powell caught three passes for 20 yards, and on *Monday Night Football* against the 49ers in Week 7, Powell tallied a season-high 64 yards on four receptions. His 64 receiving yards were his most since he had 103 receiving yards at Green Bay on Dec. 30, 2018.

Powell experienced the best three-game stretch of his NFL career in Weeks 5-7 of the 2023 season, combining for a total of 11 receptions for 127 yards. He topped his three-week performance during his rookie season in 2018 (Weeks 15-17) when he totaled 123 receiving yards on 10 catches.

In Week 9 against his former team, the Atlanta Falcons, Powell scored his first touchdown as a Viking and the third of his career. It marked his first timewith a receiving touchdown in almost three years when he was on Atlanta's roster (11/29/20).

**RUNNING BACK AND RECEIVER:** For the first time in his career, RB **Alexander Mattison** has scored multiple receiving touchdowns in a single season with three through the first nine games of 2023. Mattison is one of just three running backs league-wide with at least three receiving touchdowns on the season. Jerick McKinnon also has three, while Christian McCaffrey leads the NFL among running backs with four.

At Atlanta in Week 9, Mattison recorded a career-long 47-yard reception in the first quarter. He finished with 49 receiving yards and hauled in his third receiving TD of the season.

## DEFENSIVE NOTES

---

**DEFENSIVE DOMINANCE IN OCTOBER:** In the month of October, Minnesota's defense tied for first in forced fumbles (seven), ranked third in yards allowed per game (287.0) and yards allowed per play (4.6), was sixth in sacks per pass attempt (10.1%) and tied for seventh in interceptions (five).

**STACKIN' SACKS:** In nine games this season, the Vikings have tallied 24 sacks, including five sacks on two occasions (at Carolina - Week 4 and at Chicago - Week 6). seven players have recorded at least 1.0 sack - OLB **Marcus Davenport** (2.0), LB **Jordan Hicks** (1.0), OLB **Danielle Hunter** (10.0), S **Josh Metellus** (1.0), DL **Harrison Phillips** (2.0) S **Harrison Smith** (3.0) and OLB **D.J. Wonnum** (4.0).

During Week 5 against Kansas City, Davenport registered his second sack this season and increased his career total to 23.5. He has recorded a sack in back-to-back games in Week 4 (at CAR) and Week 5 (vs. KC).

Hicks earned his first sack of the season in Week 9 at Atlanta, bringing his career total to 14.5.

Hunter, the league leader in sacks this season, has recorded at least 1.0 sack in seven of the Vikings nine games this season, including a 3.0-sack effort at Philadelphia in Week 2 and a second multiple-sack performance at Chicago in Week 6. His seven games with at least 1.0 sack are the most in the NFL this season.

Metellus and Phillips each captured a sack at Chicago in Week 6. Metellus' strip sack during the third quarter was the first sack of his career. The strip sack was returned 42 yards for a touchdown. Phillips registered his first full sack of the season, bringing his 2023 total to 1.5 and his career total to 4.5.

Against the Panthers during Week 4, the Vikings recorded 5.0 sacks, led by S Smith's 3.0-sack performance, which raised his career total to 19.5 sacks. Additionally, Smith's strip sack in the third quarter was the fourth strip sack of his career.

Wonnum grabbed his first sack of the season at Carolina in Week 4 and notched a second on the first play of the game at Chicago in Week 6. At Green Bay in Week 8, Wonnum registered 2.0 sacks, raising his season total to 4.0 and his career total to 19.0. It was his first multiple-sack performance since he logged 3.0 sacks at Chicago on Dec. 20, 2021.

**TURNOVER TOWN:** Minnesota has recorded four games with at least one forced fumble and one interception. The Vikings' four games are tied for the third most in the league this season, only Jacksonville (seven) and Cincinnati (five) have more.

**CAM CALLED GAME:** Against the 49ers in Week 7, S *Camryn Bynum* captured his first two interceptions this season, raising his career total to five. It was the first time in his career with multiple interceptions in a single game. He finished with a team-high nine total tackles, two interceptions and two passes defended. He was tabbed the NFC Defensive Player of the Week for his performance.

Additionally, Bynum's 80 total tackles are the most by a DB in the league this season. Among all defenders through the first nine weeks of the season, Bynum is tied for eighth in tackles.

**FORCED FUMBLES:** The Vikings have forced 13 fumbles in the first nine weeks of the 2023 season, tied for the most in the NFL this season (Pittsburgh). Minnesota's 13 forced fumbles are the second most in team history in the first nine games of a season since at least 2000, and the most since the team recorded 14 in their first nine games of the 2009 season.

Of the 10 players in the NFL who have forced three fumbles so far this season, three are Vikings - CB *Akayleb Evans*, OLB *Danielle Hunter* and S *Harrison Smith* - making Minnesota the lone team in the league with more than one player that has notched three or more forced fumbles through Week 9 of 2023.

**2 STRIP SACKS FOR SIX:** Minnesota has returned two fumbles for touchdowns in 2023, marking the first time since 2018 the Vikings have returned multiple fumbles for scores in a single season.

At Carolina in Week 4, OLB *D.J. Wonnum's* 51-yard fumble return following S *Harrison Smith's* strip sack was the longest Vikings fumble return for a touchdown since Ifeadi Odenigbo's 56-yard return against the LA Chargers, Dec. 15, 2019. It was the first touchdown of Wonnum's NFL career. In Week 6 at Chicago, S *Josh Metellus'* strip sack set up a 42-yard fumble return for a touchdown by LB *Jordan Hicks*. It marked his second-career touchdown and his first since he returned an interception for a score as a rookie in 2015.

Since 2000, the Vikings have scored defensive touchdowns in consecutive road games on seven occasions. Minnesota's defensive scores in back-to-back road games in Week 4 at Carolina and Week 6 at Chicago were the first since having touchdowns in consecutive road games during the 2019 season in Week 13 at Seattle and Week 15 at the LA Chargers.

**HAVE A DAY, HICKS:** At Chicago in Week 6, LB *Jordan Hicks* led the team with 10 tackles (five solo), returned a fumble 42 yards for a touchdown, registered his 13th-career interception and second as a Viking and recorded a pass defended. He was named the NFC Defensive Player of the Week for his performance.

Hicks became the 21st player in NFL history to return a fumble of at least 40 yards for a touchdown and have an interception in a single game. It was the second time in his career with both an interception and fumble recovery in the same game (9/27/15), and his fourth game this season with at least 10 tackles.

In Week 9 at Atlanta, Hicks notched his first sack of the season, bringing his career total to 14.5. He finished with 11 tackles, including two for loss. It was Hicks' fifth game with at least 10 tackles this season, tied for the fourth-most games with at least 10 tackles.

**CAREER HIGHS:** CB duo *Akayleb Evans* and *Byron Murphy, Jr.*, amassed career highs in tackles against Los Angeles in Week 3. Evans notched 11, while Murphy racked up 10. S *Harrison Smith* tallied a career high in tackles at Carolina in Week 4, as the 12th-year veteran recorded 14 total tackles, including eight solo tackles.

Murphy, Jr., also tied his career high in passes defended at Chicago in Week 6, logging three.

At Green Bay in Week 8, rookie CB *Mekhi Blackmon* accounted for a career-best three passes defended in the Vikings 24-10 victory over the Packers. It tied for the most passes defended among all rookies in a single game this season.

## PLAYER NOTABLES

# JORDAN ADDISON



### 2023 SEASON STATS

RECEPTIONS - 41

RECEIVING YARDS - 534

TOUCHDOWNS - 7

- Rookie WR **Jordan Addison's** seven receiving touchdowns this season are three more than any other rookie in the NFL and are tied for the second most among all players in the league, trailing only Tyreek Hill (eight). He is the only player in the NFL this season with two touchdown receptions of at least 60 yards.
- Addison was tabbed the NFL Offensive Rookie of the Month for the month of October. His five receiving touchdowns tied for the most across the NFL in October and were two more than any rookie during the month.
- With his 20-yard touchdown reception at Green Bay in Week 8, Addison became the first player in Vikings history to record seven touchdown catches in his first eight games with the team. He is also the sixth player in the Super Bowl era to record at least seven receiving touchdowns in his first eight-career games. Only Charlie Brown in 1982 has ever scored more (eight).
- Addison became just the fifth rookie WR in league history since 1970 to record at least 400 receiving yards and six receiving touchdowns through his first seven-career games, joining Ja'Marr Chase (2021), Marques Colston (2006), Randy Moss (1998) and Willie Gault (1983).

His six receiving touchdowns tied the NFL rookie record for most receiving touchdowns through a player's first seven games (since 1970).

- Addison caught seven passes for a career-high 123 yards and two touchdowns against San Francisco in Week 7. It marked his first-career game with at least 100 receiving yards.
- At Chicago in Week 6, Addison caught the fourth touchdown of his career, scoring in the second quarter. His quartet of touchdowns trailed only Randy Moss (six in 1998) for the most receiving touchdowns in team history through the first six games among rookies.
- Against the Eagles in Week 2, Addison caught three passes for 72 yards, including a 62-yard touchdown reception in the third quarter. He joined Percy Harvin (2009) and Sammy White (1976) as the only rookies in team history to start the season with TD receptions in two-consecutive games. Addison also became just the 20th WR in NFL history to achieve this feat since the merger.
- Addison became the seventh rookie in Vikings history to score in Week 1 of his rookie season (since 1970), hauling in a 39-yard touchdown pass in the second quarter. Addison finished with 61 receiving yards on four receptions, the third-most receiving yards by a rookie in Week 1 in team history, trailing only Randy Moss (95 yards) and Sammy White (71).

## IN THE ROOKIE RANKS

### RECEPTIONS BY ROOKIES, 2023 NFL

| Player, Team                     | Receptions |
|----------------------------------|------------|
| Puka Nacua, LA Rams              | 64         |
| Zay Flowers, Baltimore           | 45         |
| Sam LaPorta, Detroit             | 43         |
| Josh Downs, Indianapolis         | 41         |
| <b>Jordan Addison, Minnesota</b> | <b>41</b>  |
| Dalton Kincaid, Buffalo          | 40         |
| Rashee Rice, Kansas City         | 32         |
| Jaxon Smith-Njigba, Seattle      | 29         |
| Jahmyr Gibbs, Detroit            | 28         |
| Nathaniel Dell, Houston          | 28         |
| Bijan Robinson, Atlanta          | 28         |

### RECEIVING YDS BY ROOKIES, 2023 NFL

| Player, Team                     | Receiving Yards |
|----------------------------------|-----------------|
| Puka Nacua, LA Rams              | 827             |
| <b>Jordan Addison, Minnesota</b> | <b>534</b>      |
| Josh Downs, Indianapolis         | 483             |
| Zay Flowers, Baltimore           | 472             |
| Nathaniel Dell, Houston          | 454             |
| Sam LaPorta, Detroit             | 434             |
| Michael Wilson, Arizona          | 401             |
| Rashee Rice, Kansas City         | 378             |
| Dalton Kincaid, Buffalo          | 339             |
| Jayden Reed, Green Bay           | 333             |

### RECEIVING TDS BY ROOKIES, 2023 NFL

| Player, Team                     | Receiving Touchdowns |
|----------------------------------|----------------------|
| <b>Jordan Addison, Minnesota</b> | <b>7</b>             |
| Nathaniel Dell, Houston          | 4                    |
| Sam LaPorta, Detroit             | 4                    |
| Rashee Rice, Kansas City         | 4                    |
| Jayden Reed, Green Bay           | 3                    |



# T.J. HOCKENSON



**2023 SEASON STATS**  
**RECEPTIONS - 60**  
**RECEIVING YARDS - 547**  
**TOUCHDOWNS - 3**

- TE **T.J. Hockenson** leads the league among TEs in receptions (60), is tied for first in receiving first downs (31) and receptions of at least 20 yards (seven) and ranks second in receiving yards (547), trailing only Travis Kelce. Additionally, Hockenson's receptions per target percentage of 75% is the third best in the NFL among tight ends with at least 50 catches on the season (Evan Engram and Kelce).
  - His 60 receptions through the Vikings first nine games this season are tied for the eighth-most catches in team history in a single season after nine games. Hockenson is the only TE all-time to post 60 receptions during a nine-game span in a single season in club history.
  - Hockenson has caught at least five receptions and recorded at least 50 yards in five-consecutive games, making him the first Vikings TE with that run since Joe Senser in 1981 (six-straight games). It is also the longest-active streak in the NFL among all TEs, two games more than Dalton Kincaid's streak.
- Hockenson has logged at least five receptions in eight of the Vikings first nine games this season, the most games with at least five catches among TEs this season.
  - At Atlanta in Week 9, Hockenson hauled in seven passes for 69 yards, both totals led the team, and his 29-yard reception in the third quarter marked his longest catch as a Viking.
  - Hockenson recorded six receptions for a season-high 88 yards at Green Bay in Week 8. He also hauled in his third touchdown of the season. Hockenson became the fastest tight end to 50 receptions in a single season in franchise history, needing just eight games in 2023 to eclipse that mark.
  - Against the 49ers in Week 7, Hockenson caught a team-leading 11 passes for a season-high 86 yards. He raised his total to 107 receptions in 17-career games with the Vikings, setting a tight end record for the fewest games needed to reach 100 receptions with a single team (previous record was 20 games by 6 different players).
  - Hockenson's 11 catches against the 49ers (10/23) were the second most in a game in his NFL career. He and Travis Kelce are the only two TE in the league to haul in at least 11 receptions in a single game this season.
  - At Philadelphia in Week 2, Hockenson had two receiving touchdowns, both 5-yard receptions from QB Kirk Cousins. It marked the third game of his NFL career with multiple touchdown catches, and he is just one of six TEs this season to score multiple touchdowns in a single game.


# DANIELLE HUNTER



**2023 SEASON STATS**  
**TOTAL TACKLES - 46**  
**TACKLES FOR LOSS - 13**  
**SACKS - 10**  
**FORCED FUMBLES - 3**

- OLB **Danielle Hunter** is the league leader in sacks in 2023, recording 10 through the first nine weeks of the season. Hunter's 13 tackles for loss are tied for the most in the NFL this season with DL Maxx Crosby, and his three forced fumbles are tied for the second-most league-wide.
- Hunter has recorded at least 1.0 sack in seven of the Vikings nine games this season, including a 3.0-sack effort at Philadelphia in Week 2 and a second multiple-sack performance at Chicago in Week 6. His seven games with at least 1.0 sack are the most in the NFL this season.
- Hunter's 10 sacks and 13 tackles for loss in the first nine games of the 2023 season marks the 14th such occurrence in the first nine games of a season in league history since 2000. It is the second time Hunter has notched at least 10 sacks and 13 tackles for loss in the first nine games of a season, achieving the feat first in 2018. He is just the second player in NFL history to record this stat line twice in his career, joining Vikings DL Jared Allen (2009 and 2011).
- Hunter was named the NFC Defensive Player of the Month for the month of October. He led the NFC with two forced fumbles and recorded the third-most sacks in the conference (5.0) in October. He also notched 18 tackles, including five for loss.
- Against San Francisco in Week 7, Hunter recorded the 80th sack of his career, passing Everson Griffen (79.5) for the seventh-most sacks in team history.
- Hunter registered 3.0 sacks at Philadelphia in Week 2, marking the fourth time in his career with at least 3.0 sacks in a game. It tied for the second-most sacks in a single game in his nine-year NFL tenure.

# HARRISON SMITH



## 2023 SEASON STATS

TOTAL TACKLES - 61  
TACKLES FOR LOSS - 2  
SACKS - 3.0  
FORCED FUMBLES - 3

- S **Harrison Smith** is one of six players in the NFL and the only DB to boast a season stat line of at least 60 total tackles and 3.0 sacks through the first nine weeks.
- During *Monday Night Football* against the 49ers in Week 7, Smith forced his third fumble of the season and the 12th of his career. Smith's three forced fumbles in the first seven games of 2023 tied his career high for forced fumbles in a single season (2019).
- Smith totaled a team-leading 14 tackles (eight solo), 3.0 sacks and a forced fumble against the Panthers in Week 4, raising his career total to 19.5 sacks, including the fourth strip sack of his career. He became the first player in NFL history since at least 1994 to record 14 tackles, 3.0 sacks and force a fumble in a game.
- He became the fifth DB since 1982, when sacks became an official statistic, with at least four seasons with three-or-more sacks, joining Rodney Harrison (six seasons), Pro Football Hall of Famers Brian Dawkins (five) and Ronde Barber (four), as well as Lawyer Milloy (four). Smith is only the seventh defensive back with three sacks in a game since 2000.
- Smith's 3.0 sacks this season rank behind only Robert Griffith (1999) and Mackensie Alexander's (2018) 4.0 among Viking DBs in a single season. It marks his fourth season with at least 3.0 sacks, the most seasons with at least a trio of sacks in Vikings history.
- The Vikings DB is a half sack away from joining six Hall of Famers as the only players in NFL history to have at least 20 sacks, 30 interceptions and six Pro Bowl nods in his career (19.5 sacks, 34 INT). Smith would join Nick Buoniconti (1962-76), Brian Dawkins (1996-2011), Jack Ham (1971-82), Ray Lewis (1996-2012), Larry Wilson (1960-72) and Charles Woodson (1998-2015).
- Among DBs, when Smith hits the 30 interception/20 sack career stat line, he will become just the seventh in league history to do so, joining:
  1. Charles Woodson (1998-2015) - 65 INT/20 Sacks
  2. Larry Wilson (1960-72) - 52 INT/21 Sacks
  3. Ronde Barber (1997-2012) - 47 INT/28 Sacks
  4. LeRoy Butler (1990-2001) - 38 INT/20.5 Sacks
  5. Brian Dawkins (1996-2011) - 37 INT/26 Sacks
  6. Rodney Harrison (1994-2008) - 34INT /30.5 Sacks
- Additionally, when Smith eclipses 20.0-career sacks, he will join Ronde Barber and Ray Lewis as the only players in NFL history to have 30 interceptions, 20.0 sacks and 1,000 with one team.
- Smith made his 161st-career start against the Chargers in Week 3, passing LBs Scott Studwell and Roy Winston for the fourth most starts by a Vikings defender in team history. Only DE Jim Marshall (270), DE Carl Eller (201) and DE/DT Kevin Williams (171) have started more matchups. He has played in 168 games in his NFL career, including 167 starts.

PLAYERS OF THE MONTH

OCTOBER | DEFENSE  
**DANIELLE HUNTER**



OLB **Danielle Hunter** led the NFC with two forced fumbles and recorded the third-most sacks in the conference (5.0) in October. He also notched 18 tackles, including five for loss.

OCTOBER | ROOKIE  
**JORDAN ADDISON**



WR **Jordan Addison's** five receiving touchdowns tied for the most across the NFL in October and were two more than any rookie during the month. He also tallied the third-most receiving yards among rookies (297) and tied for the third-most receptions (23).


PLAYERS OF THE WEEK

WEEK 6 | at CHI  
**JORDAN HICKS**



LB **Jordan Hicks** led the team with 10 tackles (five solo), returned a fumble 42 yards for a touchdown, registered his 13th-career interception and second as a Viking and recorded a pass defensed.

WEEK 7 | vs. SF  
**CAMRYN BYNUM**



S **Camryn Bynum** led the team in tackles (nine) and intercepted two passes in the fourth quarter, one of which sealed the victory with :34 seconds left in the game.

## GAME RECAPS

### WEEK 1: TAMPA BAY @ MINNESOTA (0-1)

#### Offense

- In his NFL debut, WR **Jordan Addison** caught four passes for 61 yards, the third most receiving yards by a rookie in Week 1 in Vikings history.
- QB **Kirk Cousins** was 33-of-44 for 344 yards, the fifth-most passing yards in team history during a season opener.
- WR **Justin Jefferson** accounted for 150 receiving yards on nine catches, marking the 25th 100-yard game of his career. He became the fastest receiver in NFL history to 25-career 100-yard games, achieving the feat in just 51 games.
- RB **Alexander Mattison** hauled in a 4-yard touchdown pass in the fourth quarter, knotting the game at 17. It was the fourth receiving touchdown of his career.

#### Defense

- S **Camryn Bynum** tallied a team-leading 10 tackles, the second most of his career and most since Nov. 7, 2021 (12).
- OLB **Danielle Hunter** recorded his sixth-career sack during a season opener, the fourth most in franchise history. Hunter finished with seven tackles, including two for loss, one sack and a pass defensed.
- In his NFL debut, rookie UDFA LB **Ivan Pace Jr.**, registered eight tackles, the second most among Viking defenders, and a quarterback hurry.

#### Special Teams

- K **Greg Joseph** connected on a 25-yard field goal in the second quarter.



### WEEK 2: MINNESOTA @ PHILADELPHIA (0-2)

#### Offense

- WR **Jordan Addison** caught three passes for 72 yards, including a 62-yard touchdown reception in the third quarter.
- QB **Kirk Cousins** was 31-of-44 for 364 yards and three touchdowns. This marked his 25th-career game with at least three touchdown passes, the most in Vikings history.
- TE **T.J. Hockenson** hauled in his fourth-career touchdown as a Viking in the second quarter, and his fifth-career score in the fourth quarter. Hockenson finished with 66 yards on 7 receptions.
- WR **Justin Jefferson** hauled in 11 receptions for 159 receiving yards, upping his career total to 5,134 yards. It was his 26th-career game with at least 100 receiving yards.
- WR **K.J. Osborn** recorded a 10-yard receiving touchdown in the fourth quarter. He finished with three catches for 34 yards.

#### Defense

- S **Camryn Bynum** tallied a career-high 15 tackles, raising his season total to 25.
- OLB **Danielle Hunter** registered 3.0 sacks, raising his season total to 4.0 and his career total to 75.0. It marked the fourth time in his career with at least 3.0 sacks in a game.
- S **Theo Jackson's** interception in the first quarter marked the first of his career.



## WEEK 3: LOS ANGELES @ MINNESOTA (0-3)

### Offense

- WR **Jordan Addison** caught a career-high six passes for 52 yards.
- QB **Kirk Cousins** was 32-of-50 for 367 yards and three touchdowns, bringing his 2023 three-game totals to 1,075 passing yards and nine TDs. Both marks are Vikings team records.
- WR **Justin Jefferson** caught seven passes for 149 yards, including a 52-yard touchdown reception in the fourth quarter. It was the second-longest touchdown catch of his career.
- TE **T.J. Hockenson** hauled in a team-leading nine catches for 78 yards.
- RB **Alexander Mattison** carried the ball 20 times for 93 yards, adding 32 yards on five receptions.
- TE **Josh Oliver** notched his first-career touchdown as a Viking, hauling in a 4-yard reception from Cousins in the second quarter.
- WR **K.J. Osborn** caught a 36-yard touchdown in the third quarter on fourth-and-6.

### Defense

- The Vikings defense forced four fumbles, the most since the team's 2019 matchup against the Chargers (Dec. 15). CB **Akayleb Evans**, LB **Jordan Hicks**, OLB **Danielle Hunter** and S **Harrison Smith** each recorded one.
- **Evans** tallied a career-high and game-leading 11 tackles. He also forced a fumble for the first time in his career.
- **Hunter** recorded a sack for the third-straight game in 2023, bringing his season total to 5.0 and his career total to 76.0.
- CB **Byron Murphy, Jr.**, tallied a career-high 10 total tackles. He also recorded two passes defensed.
- **Smith** made his 161st-career start against the Chargers, passing LBs Scott Studwell and Roy Winston for the fourth most by a Viking defender in team history.

### Special Teams

- K **Greg Joseph** connected on a 23-yard field goal in the second quarter.



## WEEK 4: MINNESOTA @ CAROLINA (1-3)

### Offense

- In his Vikings debut, RB **Cam Akers** ran for 40 yards on just five carries. He added 11 receiving yards on two receptions.
- QB **Kirk Cousins** threw two touchdown passes, raising his season total to 11.
- WR **Justin Jefferson** led the team in receptions (six) and receiving yards (85). He hauled in two TD passes, marking his fifth-career game with two touchdown receptions.
- RB **Alexander Mattison** recorded a season-high 95 rushing yards on 17 carries, including a season-long run of 17 yards.

### Defense

- OLB **Marcus Davenport** notched his first sack of 2023.
- LB **Jordan Hicks** and S **Camryn Bynum** each recorded double-digit tackles, finishing with 13 and 12, respectively.
- S **Harrison Smith** totaled a team-leading 14 tackles (eight solo) and 3.0 sacks against the Panthers, raising his career total to 19.5 sacks. His strip sack in the third quarter was the fourth such sack of his career.
- OLB **D.J. Wonnum** registered six tackles, 1.0 sack, two quarterback hurries, a pass defensed and a fumble recovery.
- His 51-yard fumble return was the longest since Ifeadi Odenigbo's 56-yard return against the LA Chargers, Dec. 15, 2019.



## WEEK 5: KANSAS CITY @ MINNESOTA (1-4)

### Offense

- WR **Jordan Addison** caught the third touchdown of his career, scoring in the second quarter against the Chiefs. The rookie finished with a team-leading six receptions for 64 yards.
- QB **Kirk Cousins** was 29-of-47 for 284 yards and two touchdown passes. During the third quarter, he threw his 2,000th-career completion as a Viking.
- RB **Alexander Mattison** scored his second receiving touchdown of the season and the fifth of his career on a 9-yard reception from Cousins in the fourth quarter. He also ran for 26 yards on eight attempts.
- WR **K.J. Osborn** notched season highs in receptions (five) and receiving yards (49).
- WR **Brandon Powell** hauled in four receptions for 43 yards, the second-most receiving yards of his career and the most since he had 103 yards at Green Bay in 2018 (Dec. 30). Powell also registered his first-career carry as a Viking, running for nine yards.

### Defense

- OLB **Marcus Davenport** registered his second sack this season, raising his career total to 23.5.
- LB **Jordan Hicks** and S **Harrison Smith** led the Vikings with 10 tackles each. Hicks also had a pass defensed.
- OLB **Danielle Hunter** collected his sixth sack of the season and the 77th of his career.

### Special Teams

- RB **Ty Chandler's** 15-yard rush on the fake punt in the second quarter was the Vikings longest (rushing) since 2016 when Adam Thielen ran 41 yards on a fake punt at Green Bay (Jan. 3).
- K **Greg Joseph** connected on field goals of 40 and 29 yards.



## WEEK 6: MINNESOTA @ CHICAGO (2-4)

### Offense

- WR **Jordan Addison** caught his fourth touchdown this season. He finished with three receptions for 28 yards.
- TE **T.J. Hockenson** had a team-high six catches for 50 yards.

### Defense

- LB **Jordan Hicks** led the team with 10 tackles (five solo) and recorded an interception, fumble recovery and pass defensed.
- Hicks' 42-yard fumble return for a touchdown marked his second-career touchdown. His interception in the second quarter was the 13th of his career and his second as a Viking.
- OLB **Danielle Hunter** had 2.0 sacks on the day, raising his season total to 8.0 and his career total to 79.0.
- S **Josh Metellus'** strip sack during the third quarter marked his first-career sack. He finished with seven tackles (four solo), a sack and forced fumble.
- CB **Byron Murphy, Jr.**, grabbed his sixth-career interception and his first as a Viking. He also recorded four tackles and three passes defensed.
- DL **Harrison Phillips** registered a sack, bringing his season total to 1.5 and his career total to 4.5.
- On the first play of the game, OLB **D.J. Wonnum** recorded his second sack this season and 17th of his career. He added four tackles and a pass defensed on the day.

### Special Teams

- K **Greg Joseph** connected on 53 and 51-yard field goals.



## WEEK 7: SAN FRANCISCO @ MINNESOTA (3-4)

### Offense

- Minnesota's 89-yard scoring drive in the first quarter marked the team's longest of the season.
- RB **Cam Akers** ran for 31 yards on 10 carries, adding 30 receiving yards. His 30-yard catch in the second quarter marked the second longest of his NFL career (38 vs. Arizona on Jan. 3, 2020).
- WR **Jordan Addison** caught seven passes for a career-high 123 yards and two touchdowns. It marked his first-career game with at least 100 receiving yards.
- QB **Kirk Cousins** was 35-of-45 for 378 passing yards and two touchdowns, eclipsing the 300-yard passing mark for the 50th time in his career.
- TE **T.J. Hockenson** caught a team-leading 11 passes for 86 yards.
- WR **Brandon Powell** had four receptions for a season-high 64 receiving yards, his most since he had 103 receiving yards at Green Bay on Dec. 30, 2018.

### Defense

- S **Camryn Bynum** captured his first two interceptions this season, raising his career total to five. It was the first time in his career with multiple interceptions in a single game. He finished with a team-high nine total tackles, two interceptions and two passes defensed.
- OLB **Danielle Hunter** recorded the 80th sack of his career, passing Everson Griffen (79.5) for the seventh-most sacks in team history. His 9.0 sacks are the most in the NFL this season.
- S **Harrison Smith** forced his third fumble this season and the 12th of his career.



## WEEK 8: MINNESOTA @ GREEN BAY (4-4)

### Offense

- RB **Cam Akers** scored the Vikings first rushing touchdown of the season on a 6-yard run. Akers finished with 19 yards on nine carries.
- WR **Jordan Addison** caught his seventh touchdown of the season. He finished with 82 yards on seven receptions.
- QB **Kirk Cousins** played in his 150th-career game and was 23-of-31 for 274 yards and a pair of touchdowns.
- TE **T.J. Hockenson** recorded his third touchdown reception of the season and finished with six catches for 88 yards. His 88 yards marked the most in a game against Green Bay in his career. It was his first-career win against the Packers.
- WR **K.J. Osborn** led the Vikings and posted season bests in both receptions (eight) and receiving yards (99).

### Defense

- Rookie CB **Mekhi Blackmon** notched a career-best three pass breakups.
- OLB **Danielle Hunter** registered a sack in the fourth quarter. He also notched three tackles and forced two fumbles.
- S **Josh Metellus** grabbed his first interception of the season and the second of his career. His 43-yard return marked the longest interception return for the Vikings this season.
- OLB **D.J. Wonnum** registered 2.0 sacks, marking his first multiple-sack performance since he logged 3.0 sacks at Chicago on Dec. 20, 2021.





## WEEK 9: MINNESOTA @ ATLANTA (5-4)

### Offense

- QB **Joshua Dobbs** connected with WR **Trishton Jackson** on a 2-point conversion in the third quarter, the team's first successful 2-point conversion since Dec. 17, 2022 (Indianapolis).
- Dobbs made his Vikings debut, going 20-of-30 for 158 yards and two touchdowns. He also recorded 66 yards and a touchdown on seven rushing attempts.
- QB **Jaren Hall** made his first-career start. He was 5-of-6 for 78 yards, adding 11 yards on two carries, during the Vikings first two possessions of the game.
- TE **T.J. Hockenson** hauled in seven passes for 69 yards, both totals led the team. His 29-yard reception in the third quarter marked his longest as a Viking.
- RB **Alexander Mattison** recorded a career-long 47-yard reception in the first quarter. He finished with 49 receiving yards and a touchdown. He added 44 yards on 16 carries.
- WR **Brandon Powell's** 24-yard punt return at the end the first half was the Vikings longest punt return this season. Powell also garnered his first touchdown reception as a Viking, the third in his career.

### Defense

- CB **Akayleb Evans** registered his third forced fumble of the season and the fourth of his career.
- LB **Jordan Hicks** notched his first sack of the season, bringing his career total to 14.5. He finished with a team-high 11 tackles, including two for loss.
- OLB **Danielle Hunter** had nine tackles, including one for loss.
- CB **Byron Murphy, Jr.**, grabbed his second interception of the season and the seventh of his career. Murphy also recorded three tackles, including one for loss, and a pair of passes defensed.

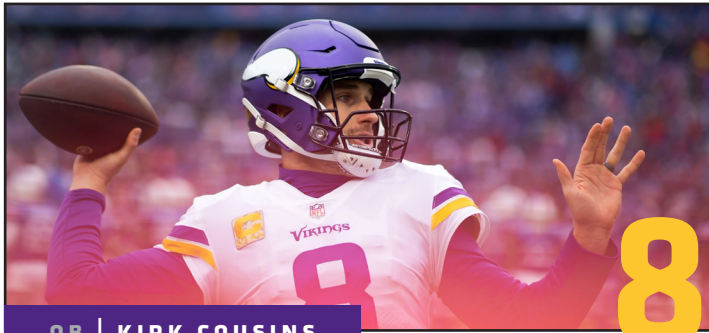
### Special Teams

- K **Greg Joseph** was 3-of-3 on field goal attempts of 19, 32 and 31 yards, accounting for 11 points on the day.



## THE CAPTAINS FILE

### OFFENSIVE CAPTAINS



QB | KIRK COUSINS

SIX-TIME TEAM CAPTAIN

8


### DEFENSIVE CAPTAINS



LB | JORDAN HICKS

FIRST-TIME TEAM CAPTAIN


58



WR | JUSTIN JEFFERSON

FIRST-TIME TEAM CAPTAIN


18



S | HARRISON SMITH

FOUR-TIME TEAM CAPTAIN


22



T | BRIAN O'NEILL

THREE-TIME TEAM CAPTAIN

75



OLB | DANIELLE HUNTER

FIRST-TIME TEAM CAPTAIN

99


### SPECIAL TEAMS CAPTAINS



FB | C.J. HAM

THREE-TIME TEAM CAPTAIN

30



S | JOSH METELLUS

TWO-TIME TEAM CAPTAIN

44

## NEW FACES FOR 2023

| PLAYER.....                | POS ..... | ACQ.....                      |
|----------------------------|-----------|-------------------------------|
| Hakeem Adeniji (PS).....   | T .....   | FA                            |
| Junior Aho (PS) .....      | DL .....  | International Pathway Program |
| Cam Akers .....            | RB .....  | Trade (LAR)                   |
| Henry Byrd (PS) .....      | G .....   | UDFA                          |
| Andre Carter II .....      | OLB.....  | UDFA                          |
| Dan Chisena (PS) .....     | WR .....  | FA                            |
| C.J. Coldon Jr. (PS) ..... | CB .....  | UDFA                          |
| Marcus Davenport .....     | OLB.....  | FA                            |
| Joshua Dobbs.....          | QB .....  | Trade (ARI)                   |
| Troy Fumagalli (PS).....   | TE .....  | FA                            |
| N'Keal Harry.....          | WR .....  | FA                            |
| Lucky Jackson (PS).....    | WR .....  | FA                            |
| Trishton Jackson .....     | WR .....  | FA                            |
| Malik Knowles (IR).....    | WR .....  | UDFA                          |
| Dean Lowry.....            | DL .....  | FA                            |
| Sean Mannion (PS) .....    | QB.....   | FA                            |
| Byron Murphy Jr. ....      | CB .....  | FA                            |
| Josh Oliver.....           | TE .....  | FA                            |
| Ivan Pace Jr. ....         | LB .....  | UDFA                          |
| David Quessenberry.....    | T .....   | FA                            |
| Dalton Risner.....         | G .....   | FA                            |
| Tyrese Robinson (PS).....  | G .....   | FA                            |
| Thayer Thomas (PS) .....   | WR .....  | UDFA                          |
| Najee Thompson .....       | CB .....  | UDFA                          |
| Jaylin Williams (PS) ..... | CB .....  | UDFA                          |



CB BYRON MURPHY, JR., JOINED THE VIKINGS IN 2023 FROM THE ARIZONA CARDINALS



TE JOSH OLIVER CAME TO MINNESOTA IN 2023 FROM THE BALTIMORE RAVENS

### DRAFTED ROOKIES BY ROUND (6)

| ROUND) PLAYER.....         | POS ..... | SCHOOL ..... |
|----------------------------|-----------|--------------|
| 1) Jordan Addison.....     | WR .....  | USC          |
| 3) Mekhi Blackmon.....     | CB .....  | USC          |
| 4) Jay Ward .....          | S .....   | LSU          |
| 5) Jaquelin Roy.....       | DL .....  | LSU          |
| 5) Jaren Hall .....        | QB .....  | BYU          |
| 7) DeWayne McBride (PS) .. | RB.....   | UAB          |

### NEWBIE NOTABLES

- RB **Cam Akers**, who was acquired via trade from the Los Angeles Rams before Week 3 of the 2023 season, ranked eighth in the NFL in yards from scrimmage over the final seven weeks of the 2022 season. The only RBs who had more yards from scrimmage in that span were Josh Jacobs, Christian McCaffrey, Derrick Henry, Nick Chubb, and Austin Ekeler. Akers' six touchdowns in that span tied for fifth in the NFL, trailing only Jerick McKinnon, George Kittle, Ekeler and McCaffrey.
- The Vikings acquired QB **Joshua Dobbs** on Oct. 31 in a trade with the Cardinals. Dobbs started all eight games this season in Arizona, posting 1,569 passing yards, eight passing touchdowns, five interceptions and an 81.2 passer rating. He has also totaled 258 rushing yards, third-most among quarterbacks this season, and three rushing touchdowns in 2023.
- Former New Orleans Saints OLB **Marcus Davenport** was one of just seven defensive players across the league to notch at least nine sacks and force a minimum of three fumbles while starting fewer than 20 games between the 2021-22 seasons.
- In Week 2 of the 2022 season, former Arizona Cardinals CB **Byron Murphy Jr.**, scored on a 59-yard fumble recovery in overtime against Las Vegas, marking the longest fumble return touchdown in overtime in NFL history.
- TE **Josh Oliver** recorded career-high marks in yards receiving (149), receptions (14) and touchdowns (two) while playing for the Baltimore Ravens in 2022. Additionally, Oliver graded out as the best run-blocking tight end in the league in 2022, according to Pro Football Focus.
- T **David Quessenberry**, a former Texan, Titan and Bill, joined Minnesota after spending the 2022 season in Buffalo. He brought 51 games, including 26 starts, of experience to the Vikings offensive line.
- Former Denver Broncos G **Dalton Risner** started all 62 games in which he played during his Broncos tenure. He also started 50 of Kansas State's 51 games as a student-athlete. Risner made his first-career start for the Vikings in Week 7 against San Francisco.

## 2023 ROSTER NOTES

**Oldest Viking Player:** Andrew DePaola (36)  
Born - July 28, 1987

**Youngest Viking Player:** Jordan Addison (21)  
Born - January 27, 2002

**Most Seasons as a Viking:** Harrison Smith (12)

**Most NFL Seasons:** Kirk Cousins, Harrison Smith (12)

**College with the Most Vikings:** LSU (5)



**Home State with the Most Vikings:** Texas (12)

**Largest Viking**

Blake Brandel, Brian O'Neill (Height: 6-7)  
Khyiris Tonga (Weight: 338 lbs)

**Smallest Viking**

Brandon Powell (Height: 5-8)  
Jordan Addison (Weight: 175 lbs)



**MOST NFL SEASONS (12)  
QB KIRK COUSINS & S HARRISON SMITH**

### RETURNERS FROM 2022

**Starters Returning:** 14 (9 Offense, 5 Defense)

**Starters Lost:** 8 (Cook, Dantzler Sr., Kendricks, Peterson, Smith, Sullivan, Thielen, Tomlinson)

**Leading Returners**

|                                 | <b>Player (Total)</b>    |
|---------------------------------|--------------------------|
| <b>Passing Yards</b> .....      | Kirk Cousins (4,547)     |
| <b>Rushing Yards</b> .....      | Alexander Mattison (283) |
| <b>Rushing Touchdowns</b> ..... | Alexander Mattison (5)   |
| <b>Receiving Yards</b> .....    | Justin Jefferson (1,809) |
| <b>Receiving TDs</b> .....      | Justin Jefferson (8)     |
| <b>Tackles</b> .....            | Jordan Hicks (129)       |
| <b>Sacks</b> .....              | Danielle Hunter (10.5)   |
| <b>Interceptions</b> .....      | Harrison Smith (5)       |
| <b>Punt Return Yards</b> .....  | N/A                      |
| <b>Kick Return Yards</b> .....  | Kene Nwangwu (920)       |

### FIRST-ROUND DRAFT PICKS (8)

[8] T.J. Hockenson (DET, 2019)

[14] Marcus Davenport (NO, 2018)

**[18] Garrett Bradbury (2019)**

**[22] Justin Jefferson (2020)**

**[23] Christian Darrisaw (2021)**

**[23] Jordan Addison (2023)**

**[29] Harrison Smith (2012)**

**[32] Lewis Cine (2022)**



2023 FIRST-ROUND PICK | WR JORDAN ADDISON



2020 FIRST-ROUND PICK | WR JUSTIN JEFFERSON



## U.S. BANK STADIUM

### HOME OF THE VIKINGS

U.S. Bank Stadium opened July 22, 2016, with a two-day, public open house welcoming more than 190,000 Minnesotans through its doors.

- **2016:** The Vikings earned the **first win** in their new home against the then-San Diego Chargers in the first preseason game in the stadium, Aug. 28, 2016, defeating the Chargers, 23-10. The Purple and Gold continued the streak, capturing their first regular-season win in the stadium against the Green Bay Packers, Sept. 18, 2016, winning 17-14.
- **2018:** On Feb. 4, 2018, U.S. Bank Stadium hosted its **first Super Bowl**, the second for the city of Minneapolis. It also became the home of the first “Zero Waste” Super Bowl, with 91% of trash recycled.
- **2019:** U.S. Bank Stadium hosted the **NCAA Men’s Final Four**, featuring Auburn, Michigan State, Texas Tech and Virginia, in April of 2019 and welcomed a record-setting sporting-event attendance of 72,711 guests.
- **2023:** U.S. Bank Stadium was **paid off** in its entirety, 23 years earlier than originally anticipated and just seven years after the stadium’s opening, June 26, 2023.

## STRENGTH OF SCHEDULE

League-wide strength of schedule in 2023 based on opponents' 2022 record:

| Rk.       | Team                      | Combined W-L     | Pct.        |
|-----------|---------------------------|------------------|-------------|
| 1         | Philadelphia Eagles       | 161-123-4        | .566        |
| 2         | Miami Dolphins            | 158-127-2        | .554        |
| 3         | New England Patriots      | 156-128-3        | .549        |
| T-4       | Dallas Cowboys            | 156-128-4        | .549        |
| T-4       | New York Giants           | 157-129-2        | .549        |
| 6         | New York Jets             | 155-129-3        | .545        |
| 7         | Buffalo Bills             | 155-131-2        | .542        |
| 8         | Washington Commanders     | 153-133-2        | .535        |
| 9         | Los Angeles Rams          | 152-133-3        | .533        |
| 10        | Las Vegas Raiders         | 150-136-2        | .524        |
| 11        | Arizona Cardinals         | 148-147-3        | .519        |
| T-12      | Los Angeles Chargers      | 149-139          | .517        |
| T-12      | Denver Broncos            | 148-138-2        | .517        |
| T-12      | Seattle Seahawks          | 148-138-2        | .517        |
| 15        | San Francisco 49ers       | 147-142-0        | .514        |
| 16        | Kansas City Chiefs        | 147-140          | .512        |
| 17        | Cincinnati Bengals        | 146-140-2        | .510        |
| 18        | Chicago Bears             | 143-145-1        | .497        |
| <b>19</b> | <b>Minnesota Vikings</b>  | <b>143-145</b>   | <b>.497</b> |
| 20        | Detroit Lions             | 143-146          | .495        |
| 21        | Baltimore Ravens          | 138-147-2        | .484        |
| 22        | Tampa Bay Buccaneers      | 138-148-2        | .483        |
| 23        | Jacksonville Jaguars      | 135-148-4        | .477        |
| 24        | Green Bay Packers         | 137-151-1        | .476        |
| 25        | Pittsburgh Steelers       | 134-151-2        | .470        |
| 26        | Cleveland Browns          | 131-154-2        | .460        |
| 27        | Carolina Panthers         | 130-157-2        | .453        |
| 28        | Tennessee Titans          | 127-157-4        | .448        |
| 29        | Indianapolis Colts        | 124-162-2        | .434        |
| 30        | Houston Texas             | 123-163-2        | .431        |
| <b>31</b> | <b>New Orleans Saints</b> | <b>122-164-3</b> | <b>.427</b> |
| 32        | Atlanta Falcons           | 119-167-3        | .417        |

BY THE  
NUMBERS

0.5

S HARRISON SMITH IS A HALF SACK AWAY FROM JOINING SIX HALL OF FAMERS AS THE ONLY PLAYERS IN NFL HISTORY TO HAVE AT LEAST 20 SACKS, 30 INTERCEPTIONS AND SIX PRO BOWL NODS IN HIS CAREER (19.5 SACKS, 34 INT).

## OPPONENTS BY THE NUMBERS

| Team                  | 2023 Record | Offense Rank (TV/G) | Defense Rank (TV/G) |
|-----------------------|-------------|---------------------|---------------------|
| Tampa Bay*            | 3-5         | 21st                | 29th                |
| Philadelphia*         | 8-1         | 3rd                 | 13th                |
| Los Angeles Chargers* | 4-4         | 15th                | 30th                |
| Carolina              | 1-7         | 28th                | 8th                 |
| Kansas City*          | 7-2         | 7th                 | 4th                 |
| Chicago               | 2-7         | 19th                | 19th                |
| San Francisco*        | 5-3         | 4th                 | 10th                |
| Green Bay             | 3-5         | 24th                | 11th                |
| Atlanta               | 4-5         | 11th                | 6th                 |
| <b>New Orleans</b>    | <b>5-4</b>  | <b>13th</b>         | <b>7th</b>          |
| Denver                | 3-5         | 22nd                | 32nd                |
| Las Vegas             | 4-5         | 30th                | 15th                |
| Cincinnati*           | 5-3         | 25th                | 27th                |
| Detroit               | 6-2         | 2nd                 | 5th                 |
| <b>Minnesota*</b>     | <b>5-4</b>  | <b>8th</b>          | <b>14th</b>         |

\*Denotes 2022 Playoff Team

## TCO PERFORMANCE CENTER

### WELCOME TO OUR HOUSE

The Vikings' 40-acre headquarters officially opened on March 5, 2018, with a ribbon-cutting ceremony held on June 15, 2018.

- The Vikings have hosted joint practices at TCO Performance Center with the Jaguars (2018), Broncos (2021) and 49ers (2022). This year, the team welcomed both Tennessee and Arizona to TCO PC.
- It includes five outdoor football fields (including the 6,500-seat TCO stadium), indoor synthetic turf field and outdoor training areas.
- The facility also features player position meeting rooms and team auditorium, expanded locker room, weight room and equipment facilities.
- State-of-the-art cardiovascular and specialized speed rooms, a hydrotherapy room, and post-workout recovery rooms can be found in the training wing.
- The space also includes a broadcast studio, media center and administrative offices for Vikings staff.
- The facility sits within a 200-acre mixed-use development for residential, retail, and dining spaces as well as Omni Viking Lakes Hotel, which opened in September 2020.



BY THE  
NUMBERS

93.8

ON 3RD AND 4TH-AND-1 SITUATIONS, MINNESOTA BOASTS A 93.8 CONVERSION PERCENTAGE, THE HIGHEST PERCENTAGE OF ALL TEAMS IN THE LEAGUE THIS SEASON.



## KEVIN O'CONNELL

HEAD COACH

**NFL HEAD COACH:** Second Year  
**OVERALL NFL EXPERIENCE:** 13th Year  
**COACHING EXPERIENCE:** Ninth Year

**REGULAR SEASON:** 18-8 (.692)  
**POSTSEASON:** 0-1 (.000)  
**RECORD WITH MIN:** 18-9 (.667)



In his first season as head coach in 2022, Kevin O'Connell led the Vikings to 13 wins, the most by any first-year head coach in franchise history, earning the club's first division title since 2017. O'Connell had seven players win Player of the Week awards in 2022, also the most by a first-year head coach in franchise history, seven notched Pro Bowl berths and three earned *Associated Press* All-Pro honors.

O'Connell heavily emphasized his team becoming "situational masters" since becoming the 10th head coach in franchise history, pointing to areas that might not always be prominent on stat sheets, but are crucial to winning games. Minnesota saw immediate improvement in these areas, finishing 11-0 in one-score games during the regular season after going 5-8 in those same situations in 2021. The team also had an NFL-record-tying 10 comeback wins, including overcoming a 33-point halftime deficit in Week 15 against the Colts, the greatest comeback in NFL history.

Several players excelled under O'Connell's direction in 2022. Quarterback Kirk Cousins orchestrated eight fourth quarter comebacks this season, tied with Matthew Stafford (2016) for the NFL record. He also recorded eight game-winning drives on the season, which led the NFL. Wide receiver Justin Jefferson set the Vikings new single-season record for receiving yards (1,809) and receptions (128), passing Hall of Fame WRs Cris Carter (122 in 1994 and 1995) and Randy Moss (1,632 in 2003). In a mid-season trade with the Detroit Lions, Nov. 1, 2022, the Vikings acquired tight end T.J. Hockenson, who set the NFL record for most receptions (26) in a player's first four games with a new team. According to Pro Football Focus, center Garrett Bradbury improved from a 60.2 grade in 2021 to a 70.2 grade this season, including a career-high 68.1 pass block grade, and tackle Christian Darrisaw (90.3) had the second-highest grade of any tackle in the NFL this season, trailing only Trent Williams.

The Vikings had two players combine for 10 interceptions in 2022 - cornerback Patrick Peterson (five) and safety Harrison Smith (five) - marking the most by two Vikings teammates in a season since Antoine Winfield (four) and Darren Sharper (nine) combined for 13 in 2005. Both Peterson and Smith's five interceptions were tied for the fifth-most in 2022. Peterson and Smith each have tallied 34 interceptions in their careers, the second-most among active players in the NFL. Peterson was tied for sixth in the NFL in passes defended (15) and ranked fourth in the NFL in PFF coverage grade despite having the second-most coverage snaps this season.

O'Connell was named the 10th head coach in franchise history Feb. 16, 2022, after serving as the offensive coordinator for the Los Angeles Rams.

In 2021, he led the Rams to finish ninth in total offense (372.1 yards per game), helped his unit rank second in plays of 50-plus yards (10), fourth in yards per play (5.98) and eighth in offensive touchdowns (51). Under the guidance of O'Connell, Rams QB Matthew Stafford and WR Cooper Kupp both had career years in 2021. Stafford set the single-season team record for passing yards (4,886) and tied Kurt Warner from his 1999 MVP season for the most passing touchdowns in a season by a Rams quarterback with 41, while also winning his first playoff game in his 13th season in the NFL. Kupp, who was named 2021 NFL Offensive Player of the Year by The Associated Press and Super Bowl LVI MVP, had one of the best receiving seasons in NFL history, leading the NFL in receptions (145), receiving yards (1,947) and receiving touchdowns (16), earning AP First-Team

All-Pro and Pro Bowl honors.

During the 2021 season, O'Connell's lone season with Stafford, the signal caller threw for the third-most passing yards (4,886) and second-most touchdowns (41) in the NFL, all while achieving his career-best 102.9 passer rating (in seasons with more than eight starts), the sixth-best in the NFL. Kupp's wide receiver Triple Crown in 2021, which he won after leading the NFL in receptions (145), receiving yards (1,947) and touchdowns (16), joined him with WR Jerry Rice (San Francisco 49ers, 1990), WR Sterling Sharpe (Green Bay Packers, 1992) and WR Steve Smith (Carolina Panthers, 2005) as the only players since the 1970 merger to achieve this feat. Kupp's 145 receptions and 1,947 receiving yards both ranked as the second-highest single-season totals in NFL history, trailing only Michael Thomas's 149 receptions in 2019 and Calvin Johnson's 1,964 receiving yards in 2012.

O'Connell was instrumental in aiding mid-season free agent signee WR Odell Beckham, Jr., to five receiving touchdowns in eight games played with the team, the most since his 2018 season with the New York Giants. O'Connell also helped the Rams offense tie for seventh in scoring offense (27.1 points per game) and score on 45.9% of their offensive drives, which ranked third in the NFL behind the Kansas City Chiefs (48.2) and New England Patriots (48.0).

The 2020 Rams offense featured the 10th-ranked rushing attack, posting 126.1 yards per game on the ground, behind two 600-plus rushing seasons from running backs Cam Akers and Darrell Henderson. Anchored by T Andrew Whitworth, the oldest offensive lineman in the NFL, the Rams offensive line only allowed 56 sacks in the two years O'Connell was in Los Angeles, which was good for the seventh-fewest among NFL clubs. The offensive line's sack rate, 4.5%, was the fifth-lowest in the NFL over the past two years. In addition to helping QB Jared Goff to his fourth consecutive season with at least 3,800 passing yards and 20 touchdowns in 2020, O'Connell prepared QB John Wolford for a win-and-in game against the Arizona Cardinals in Week 17, helping him pass for 231 yards and rush for 56 more in his NFL debut, while leading the Rams to a 18-7 victory and a playoff berth.

Under O'Connell, Rams quarterbacks threw for 1,517 passing yards (third in NFL), 11 touchdowns (fourth in NFL) and a 106.4 passer rating in playoff games (second in NFL). He coached Stafford to a Super Bowl win, helping him post a 4-0 record in the postseason and 108.3 passer rating, which trailed only QBs Josh Allen and Patrick Mahomes. Furthermore, the Rams' 1,186 passing yards in the 2021 playoffs were the most in NFL history, surpassing the 2011 New York Giants (1,144). O'Connell helped Kupp (478) and Beckham, Jr., (288) post a combined 766 receiving yards in the playoffs, the most by any wide receiver duo this postseason.

Prior to joining the Rams, O'Connell worked in Washington, serving as the quarterbacks coach in 2017-18 and the offensive coordinator in 2019. O'Connell coached Cousins in 2017, helping him throw for more than 4,000 yards and 27 touchdowns, and record a career-high 342 rushing yards and a league-leading four game-winning drives. Cousins' 4,093 passing yards marked his third-consecutive 4,000-yard passing season, helping him become the 11th quarterback in NFL history to accomplish this feat. During the 2018 season, O'Connell was tasked with getting three different quarterbacks (Josh Johnson, Colt McCoy and Mark Sanchez) up to speed following a devastating injury to starting QB Alex Smith.

In 2019, O’Connell helped guide rookie WR Terry McLaurin to 58 receptions, 919 receiving yards and seven touchdowns, the second-most receptions and third-most receiving yards and touchdowns among rookies in franchise history. O’Connell oversaw the production of three quarterbacks in 2019, specifically rookie QB Dwayne Haskins, Jr. Once Haskins, Jr., became the full-time starter in Week 9, he passed for 1,225 yards, seven touchdowns, three interceptions and an 85.5 passer rating. O’Connell also helped Vikings all-time leading rusher Adrian Peterson eclipse 1,000 scrimmage yards (1,040) at the age of 34.

Since O’Connell became an offensive coordinator in 2019, he has coached one Super Bowl MVP (Kupp), two Pro Bowlers (guard Brandon Scherff and Kupp), one All-Pro (Kupp) and one PFWA All-Rookie Team member (McLaurin).

O’Connell worked on special projects with the San Francisco 49ers in 2016, where he overlapped with Vikings General Manager Kwesi Adofo-Mensah. Prior to his one year in San Francisco, O’Connell was the quarterbacks coach in Cleveland during the 2015 season, assisting QB Josh McCown to becoming the only player in team history to throw for 300 or more passing yards in three consecutive games. McCown also broke the single-game passing record in 2015, throwing for 457 yards against the Baltimore Ravens.

As a player, O’Connell was drafted in the third round (94th pick) of the 2008 NFL Draft by the New England Patriots out of San Diego State. He played one season for the Patriots behind QB Matt Cassel following a season-ending injury to QB Tom Brady. During the 2009 preseason, O’Connell was claimed by the Detroit Lions and was then later traded to the New York Jets for a seventh-round pick. Before his NFL career ended in 2012, O’Connell spent time with the Miami Dolphins, a second stint with the Jets and the San Diego Chargers.

As a four-year captain at San Diego State, O’Connell finished his career after appearing in 40 games while ranking third in completions (664), fourth in passing yards (7,689) and fifth in passing touchdowns (46) in school history. The Carlsbad, Calif., native and his wife, Leah, have two sons, Kaden and Kolten, and two daughters, Quinn and Callie. O’Connell’s father, Bill, was a longtime FBI agent, and his mother, Suzanne had a career as an educator. O’Connell has an older sister, Kelley, who is an attorney.

## O’CONNELL’S BACKGROUND

### PLAYER (QB)

|         |                      |
|---------|----------------------|
| 2004-07 | San Diego State      |
| 2008    | New England Patriots |
| 2009    | Detroit Lions*       |
| 2009-10 | New York Jets        |
| 2011    | Miami Dolphins*      |
| 2011    | New York Jets        |
| 2012    | San Diego Chargers*  |

\*Offseason or Practice Squad Member

### COACH

|         |   |
|---------|---|
| 2015    | QB // Cleveland Browns                  |
| 2016    | Special Projects // San Francisco 49ers |
| 2017-18 | QB // Washington Commanders             |
| 2019    | OC // Washington Commanders             |
| 2020-21 | OC // Los Angeles Rams                  |
| 2022-23 | HC // Minnesota Vikings                 |

## O’CONNELL’S YEAR-BY-YEAR (PLAYER & COACH)


### PLAYER (QB)

| Year | Team                | W/L  | Playoff Appearance |
|------|---------------------|------|--------------------|
| 2008 | New England         | 11-5 |                    |
| 2009 | Detroit Lions*      |      |                    |
| 2009 | New York Jets       | 9-7  | AFC Championship   |
| 2010 | New York Jets       | 11-5 | AFC Championship   |
| 2011 | Miami*              |      |                    |
| 2011 | New York Jets       | 8-8  |                    |
| 2012 | San Diego Chargers* |      |                    |

\*Offseason or Practice Squad Member

### COACH

| Year | Team          | W/L       | Playoff Appearance    |
|------|---------------|-----------|-----------------------|
| 2015 | Cleveland     | 3-13      |                       |
| 2016 | San Francisco | 2-14      |                       |
| 2017 | Washington    | 7-9       |                       |
| 2018 | Washington    | 7-9       |                       |
| 2019 | Washington    | 3-13      |                       |
| 2020 | Los Angeles   | 10-6      | Divisional Round      |
| 2021 | Los Angeles   | 12-5      | Super Bowl LVI Champs |
| 2022 | Minnesota     | 13-4, 0-1 | NFC North Champs      |
|      |               |           | Wild Card             |
| 2023 | Minnesota     | 5-4       |                       |







## MATT DANIELS

### SPECIAL TEAMS COORDINATOR

**OVERALL NFL EXPERIENCE:** Eighth Season (Six Coaching, Two Accrued Playing)

**COACHING EXPERIENCE:** Sixth Season

**VIKINGS EXPERIENCE:** Second Season



## BRIAN FLORES

### DEFENSIVE COORDINATOR

**OVERALL NFL EXPERIENCE:** 19th Season

**COACHING EXPERIENCE:** 15th Season

**VIKINGS EXPERIENCE:** First Season



## WES PHILLIPS\*

### OFFENSIVE COORDINATOR

**OVERALL NFL EXPERIENCE:** 17th Season

**COACHING EXPERIENCE:** 20th Season

**VIKINGS EXPERIENCE:** Second Season



## MIKE PETTINE\*

### ASSISTANT HEAD COACH/OUTSIDE LINEBACKERS

**OVERALL NFL EXPERIENCE:** 21st Season

**COACHING EXPERIENCE:** 30th Season

**VIKINGS EXPERIENCE:** Second Season

## ASSISTANT COACHES

|                                   |  |
|-----------------------------------|--|
| <b>IMARJAYE ALBURY SR.*</b> ..... | Defensive Assistant                            |
| <b>BRIAN ANGELICHIO</b> .....     | Tight Ends/Passing Game Coordinator            |
| <b>LANCE BENNETT*</b> .....       | Quality Control - Defense                      |
| <b>THAD BOGARDUS*</b> .....       | Assistant Inside Linebackers                   |
| <b>RYAN CORDELL*</b> .....        | Passing Game Specialist/Game Management Coord. |
| <b>BEN ELLEFSON</b> .....         | Offensive Assistant                            |
| <b>DALMIN GIBSON</b> .....        | Assistant Special Teams                        |
| <b>PAT HILL*</b> .....            | Assistant Defensive Line                       |
| <b>MICHAEL HUTCHINGS*</b> .....   | Assistant Defensive Backs                      |
| <b>DARONTE JONES</b> .....        | Defensive Backs/Passing Game Coordinator       |
| <b>CHRIS KUPER</b> .....          | Offensive Line                                 |
| <b>KEENAN MCCARDELL</b> .....     | Wide Receivers                                 |
| <b>CURTIS MODKINS</b> .....       | Running Backs/Run Game Coordinator             |
| <b>DERRON MONTGOMERY</b> .....    | Quality Control - Offense                      |
| <b>CHRIS O'HARA</b> .....         | Quarterbacks                                   |
| <b>JUSTIN RASCATI*</b> .....      | Assistant Offensive Line                       |
| <b>CHRIS RUMPH</b> .....          | Defensive Line                                 |
| <b>MIKE SIRAVO</b> .....          | Inside Linebackers                             |
| <b>MIKE SMITH</b> .....           | Outside Linebackers/Pass Rush Specialist       |
| <b>TONY SORRENTINO</b> .....      | Assistant Wide Receivers                       |
| <b>GRANT UDINSKI</b> .....        | Assistant Quarterbacks/Special Projects        |

\*Denotes Coaches in Booth During Game



## DENNIS ALLEN

### HEAD COACH

**NFL HEAD COACH:** Fifth Year

**OVERALL NFL EXPERIENCE:** 22nd Year

**COACHING EXPERIENCE:** 28th Year

**REGULAR SEASON:** 20-42 (.323)

**POSTSEASON:** 0-0 (.000)

**RECORD WITH NO:** 12-14 (.462)

Now in his 28th year in coaching and 22nd in the NFL, Allen has played for, coached with and learned from some of the best coaches in all of football. He was recruited to play at Texas A&M by R.C. Slocum and in the NFL he has honed his skills on the staff of Super Bowl XLIV champion head coach Sean Payton for 12 seasons and also for Super Bowl participants John Fox and Dan Reeves.

Allen was promoted to head coach after spending six and a half seasons as the defensive coordinator of the Saints, a time of prosperity when the team has enjoyed five consecutive winning seasons and also captured four straight NFC South division titles from 2017-20. During his tenure as an assistant under Payton in New Orleans (2006-10, 2015-21), Allen has been part of staffs that have qualified for the playoffs seven times, captured the NFC South division title six times, reached the NFC Championship game three times and won the Super Bowl XLIV championship.

Allen's defenses have ranked in the top 10 in yards per game and in the top five in opponent points per game each of the past two seasons. During his 16 seasons coaching a position, serving as a defensive coordinator and as a head coach, he has coached 10 players to a total of 21 Pro Bowl selections.

In 2021, Allen's defensive unit boasted two Pro Bowl selections (defensive end Cameron Jordan and cornerback Marshon Lattimore) and one Associated Press All-Pro selection (linebacker Demario Davis), ranked first in the NFL in opponent red zone touchdown percentage (43.5), second in opponent first downs (304) and opponent rushing first downs (84), fourth in scoring defense (19.7 points per game), opponent net yards per play (5.08) and run defense (93.5 yards per game), seventh in total defense (318.2 net yards per game) and eighth in sacks (46). New Orleans' current streak of 22 regular/season postseason contests without allowing a 100-yard rusher is the longest in the NFL. With 25 takeaways and a plus-seven turnover ratio, Allen's defense was instrumental in leading the Saints to their fifth straight winning season. Allen handled Payton's duties in a Dec. 19 9-0 win over the Tampa Bay Buccaneers as Payton was sidelined due to Covid-19 protocols.

In 2020, the Saints defense boasted one of the league's top units, finishing tied for first in interceptions (18), ranked fourth in opponent net yards per game (310.9) and opponent rushing yards per game (91.3), fifth in opponent net passing yards per game (217.0) and opponent points per game (21.1) and eighth in sacks (45). The 139 road points given up on the road by New Orleans were the fewest in the NFL and the third-lowest total by the club since the start of a 16-game regular season schedule in 1978. New Orleans did not allow a 100-yard rusher until Week 14 of the season, marking an NFL record of 55 games (regular season/postseason combined) of not giving up 100 yards to an individual.

The 2019 Saints ranked third in the league in sacks, recording 51 takedowns and finished fourth in run defense at 91.3 yards rushing per game. The sack total was the highest for the Saints since 2001. The 2019 Saints also ranked sixth on third down (34.8 percent) and 11th in total defense (333.1 yards per game). With two Pro Bowl starter selections on defense – Jordan and Lattimore and one AP first-team All-Pro – Davis – the Saints had two contests where they did not surrender a defensive touchdown for the first time since 2000. Jordan finished with a career-high 15.5 sacks, ranked third in the NFL and tied for the fourth-highest total in franchise history, also earning All-Pro honors. Davis filled up the stat sheet with a team-high 111 tackles, four sacks, one interception and a career-high 12 passes defended.

In 2018, the Saints boasted the second-best run defense in the NFL, allowing just 80.2 yards per game and 3.6 yards per carry. His defense also collared 49 sacks, which tied for fifth in the league. The New Orleans defense held its opponents to 20 points or less in 10 games in 2018 and had a six-game streak of keeping opponents under 20 for the first time since 2000. Jordan was selected to the Pro Bowl as an AP All-Pro

in a season where he posted 12 sacks. On the interior, defensive tackle Sheldon Rankins posted eight sacks in a breakout campaign, the most takedowns by a Saints interior defender since 2000. Davis, in his first season with the club, became only the fourth player in Saints history to record 110 tackles and five sacks in a season. Lattimore led the team with five regular season takeaways and added two more in the club's postseason win over Philadelphia.

In 2017, Allen coordinated a Saints defense that finished third in the league in interceptions (20), tied for seventh in sacks (42) and ranked 10th in opponent points per game (20.4 ppg.) after ranking 31st in 2016. Away from home, New Orleans surrendered only 18.3 points per game, tied for sixth in the NFL, with their 146 road points given up tied for the fifth-lowest total by the club since the start of a 16-game schedule in 1978. Allen oversaw a defense that featured first-team All-Pro Jordan who posted 13 sacks and Lattimore, who led rookies with five interceptions and garnered AP Defensive Rookie of the Year honors, as both defenders earned Pro Bowl trips. Lattimore was the second rookie under Allen's tutelage to capture league Rookie of the Year honors. Rookie safety Marcus Williams, the club's second round draft pick, joined Lattimore as a PFWA All-Rookie selection, tying for second among league rookies with four picks.

In 2016, a young Saints defensive unit took several strides in the right direction, surrendering only 90.6 rushing yards per game over the final 13 weeks of the season, ranked sixth in the NFL over that period. In fact, New Orleans allowed under 100 yards rushing in eight games on the season, the fewest in a single season since they gave up seven in 2013. Jordan led the team with 7.5 sacks. Linebacker Craig Robertson started all 15 games he appeared in and filled up the stat sheet with a team-high and career-high 131 tackles, one sack, one interception, five passes defended and two fumble recoveries.

After starting the 2015 season as the club's senior defensive assistant, Allen assumed coordinator duties in Week 11. As New Orleans rallied to win three of their final four contests, Allen's unit contributed to finishing strong as the defense surrendered 35.1 total net yards per game below the overall season average, including 25.1 fewer yards per game in stopping the run. New Orleans also held opponents to a season-low 17 points in two of the final four contests. Jordan was selected to his second Pro Bowl, as he recorded double-digit sacks (10) for the second time in his career.

Allen served as the head coach of the Oakland Raiders from 2012-14. In his second season, he guided a team that made significant improvement in several areas. Offensively, the Raiders ranked 12th in the NFL in rushing, improving 16 spots in league rankings from 2012 and sixth in yards per rush (4.6), improving 21 places in league rankings despite starting an NFL-high eight offensive line combinations due to injury. The defense replaced nine starters, yet improved in several categories. The defense recorded 38 sacks, 13 more than 2012, and tied for second in the NFL with 15 different players getting to the quarterback. The rush defense improved five spots from 18th in the NFL in 2012 to 13th in 2013, as they limited opposing offenses to just five runs of 20-or-more yards, tied for the fewest in the league, and kept opponents to less than two yards per carry three times. On special teams, the Raiders moved from the NFL's bottom-third to first overall in opponent gross punting (41.7), ranked third in opponent net punting (37.0) and fourth in opponent kickoff returns (20.4).

Allen coached the first four games of the 2014 season for the Raiders, during which he helped usher in a pair of rookies that went on to enjoy impressive campaigns in quarterback Derek Carr and linebacker Khalil Mack. The club's pass defense ranked fourth in the NFL.

In 2011, Allen served as defensive coordinator of the Denver Broncos. He led a defense that helped the Broncos win the AFC West division crown and advance to the AFC Divisional round with an AFC Wild Card game

victory. The Broncos improved 12 spots over the previous year in overall defensive ranking and bettered their points allowed eight spots. The defense produced four Pro Bowl selections as rookie linebacker Von Miller joined cornerback Champ Bailey, safety Brian Dawkins and defensive end Elvis Dumervil on the AFC squad. Miller set what was the team's rookie record with 11.5 sacks en route to AP NFL Defensive Rookie of the Year honors and Dumervil also thrived under Allen, rebounding from injury to register 9.5 takedowns. The Broncos' 41 sacks as a team marked the unit's most since 2000.

During Allen's previous five-year tenure in New Orleans, he first served as assistant defensive line coach (2006-07) before being promoted to secondary coach (2008-10).

He was a part of a defensive coaching staff that engineered significant improvement from 2009-10, when the club went 24-8 in the regular season, qualified for the playoffs both times and captured Super Bowl XLIV. Under Allen's direction in 2010, the Saints allowed an NFL-low 13 touchdown passes, while New Orleans ranked fourth in both opponent net yards per game (306.3) and pass defense (193.9 ypg.) and fifth in opponent third down efficiency (34.5 pct.). Safety Roman Harper was selected to his second consecutive Pro Bowl, posting 100 tackles and three sacks, and cornerback Jabari Greer recorded two interceptions with one brought back for a touchdown.

In 2009, Allen tutored a secondary that played a key role in helping the Saints to the club's first Super Bowl victory. A revamped unit accounted for an NFL-high five interception returns for touchdowns and totaled 21 picks with two of the four starters being selected to the Pro Bowl. Opposing quarterbacks managed a 68.6 passer rating, ranked third in the NFL. Greer returned one pick for a touchdown. Harper led the unit with a career-high 127 tackles and added 1.5 sacks and two forced fumbles while being selected to his first Pro Bowl. Cornerback Tracy Porter picked off Brett Favre and Peyton Manning in the fourth quarter in consecutive postseason contests, with his famous Super Bowl XLIV interception being brought back for a touchdown.

While serving as assistant defensive line coach from 2006-07, Allen helped develop a unit that ranked as one of the defense's strengths. During that stretch, the front four combined for 49.5 sacks, 10 forced fumbles and 10 recoveries. Defensive end Will Smith was voted to his first Pro Bowl in 2006, posting a club-best 10.5 sacks and three forced fumbles.

Allen joined the Saints after a four-year stint with the Atlanta Falcons, where he spent his final two years as defensive assistant/quality control with an emphasis on working with the defensive line. Over the previous two seasons, he was in charge of defensive quality control while helping tutor the secondary.

Over his last two years in Atlanta, the Falcons' defense was paced by the play of the front four. In 2004, Atlanta led the NFL for the first time in club history with 48 sacks and the unit sent DE Patrick Kerney to the Pro Bowl. In 2005 DT Rod Coleman represented the club in the Pro Bowl and the Falcons notched 37 sacks.

In 2002, Allen's first year with the Falcons, he assisted in coaching the defensive backfield. Atlanta improved to 16th against the pass after ranking 30th the year before, and tied for third in the NFL with 24 interceptions.

Allen worked as the secondary coach for the University of Tulsa (2000-01) before heading to the NFL. Prior to his stint at Tulsa, Allen was on the coaching staff for four years (1996-99) at his alma mater, Texas A&M, as a graduate assistant working primarily with the school's secondary.

A native of Hurst, Texas, Allen earned four letters for Texas A&M as a safety from 1992-95 and started the final 21 games of his career. A highlight was his fourth-quarter interception that clinched an 18-9 victory over Texas in 1993, sending the Aggies to their third-straight Cotton Bowl. He collected Southwest Conference Defensive Player of the Week honors after intercepting two passes in a 36-14 win over Oklahoma in 1994.

Allen was signed as an undrafted free agent by the Buffalo Bills and competed in their training camp in 1996. Allen's late father, Grady, played at Texas A&M and was a linebacker for the Falcons from 1968-72.

## CONNECTIONS

### COLLEGE CONNECTIONS

#### MINNESOTA VIKINGS

#### NEW ORLEANS SAINTS

|   |   |  |
|---|---|--|
| CB Andrew Booth Jr., 2019-21  |  | DT Bryan Bresee, 2020-22   |
| DL Jonathan Bullard, 2012-15   WR Brandon Powell, 2014-17                           |  | G Max Garcia, 2012-14   S Marcus Maye, 2013-16                                     |
| G Ed Ingram, 2017-21   WR Justin Jefferson, 2017-19<br>OLB Danielle Hunter, 2012-14 |  | G Trai Turner, 2011-13   TE Foster Moreau, 2015-18                                 |
| WR K.J. Osborn, 2015-19   |  | P Lou Hedley, 2019-22  |
| S Josh Metellus, 2016-19  |  | C/G Cesar Ruiz, 2017-19  |
| TE Johnny Mundt, 2013-16   LB Troy Dye, 2016-19                                     |  | S Ugo Amadi, 2015-18   TE Juwan Johnson, 2015-19                                   |
| DL Harrison Phillips, 2014-17   |  | G/T Andrus Peat, 2012-14   CB Paulson Adebo, 2017-20                               |
| C Austin Schlottmann, 2014-17   |  | LB Ty Summers, 2015-18   |
| QB Joshua Dobbs, 2013-16   S Theo Jackson, 2017-21                                  |  | RB Alvin Kamara, 2015-16   DE Kyle Phillips, 2015-18<br>CB Alontae Taylor, 2018-21 |

### PRO CONNECTIONS

#### MINNESOTA VIKINGS

#### NEW ORLEANS SAINTS

|  |   |  |
|--|---|--|
| DL Jonathan Bullard, 2019   LB Jordan Hicks, 2019-21<br>CB Byron Murphy Jr., 2019-22 |    | G Max Garcia 2019-22   |
| DL Khyiris Tonga, 2021   |    | TE Jimmy Graham, 2020-21   |
| C Austin Schlottmann, 2019-21   G Dalton Risner 2019-22                              |    | CB Isaac Yiadom, 2018-19   |
| TE T.J. Hockenson, 2019-22   |   | RB Jamaal Williams, 2021-22  |
| DL Dean Lowry, 2016-22   |  | TE Jimmy Graham, 2018-19   RB Jamaal Williams, 2017-20<br>LB Ty Summers, 2019-21   CB Isaac Yiadom, 2021 |
| LS Andrew DePaola, 2018  |  | QB Derek Carr, 2014-22   |
| DL Jonathan Bullard, 2020  |  | S Ugo Amadi, 2019-21   |
| LS Andrew DePaola, 2014-2016   |  | QB Jameis Winston, 2015-19   |
| QB Joshua Dobbs, 2022  |  | S Ugo Amadi, 2022   CB Lonnie Johnson, 2022  |

### COACH CONNECTIONS

- Saints DB Coach **Marcus Robertson** coached Vikings CB **Byron Murphy Jr.**, when they were both with the Cardinals from 2019-22.
- Minnesota TE Coach **Brian Angelichio** was the TE Coach in Green Bay from 2016-18. During the 2018 season, he coached New Orleans TE **Jimmy Graham**.
- Vikings Defensive Coordinator **Brian Flores** - who was the Dolphins Head Coach from 2019-21 - coached Saints WR **Lynn Bowden Jr.**, in Miami during the 2020 season.
- New Orleans OL Coach **Doug Marrone** was the head coach of the Jacksonville Jaguars from 2017-20. He coached Vikings TE **Josh Oliver** in 2019 and offensive assistant and former Vikings TE **Ben Ellefson** during the 2020 season. Additionally, Minnesota WR coach **Kennan McCardell** was on Marrone's staff as the Jaguars WR coach from 2017-20, and Vikings QB Coach **Chris O'Hara** was an offensive assistant in 2020.

### SAINTS CONNECTIONS TO VIKINGS

#### NEW ORLEANS SAINTS

| PLAYER                       | POS. WITH VIKINGS                              |
|------------------------------|--|
| CB Cameron Dantzler Sr. .... | CB (2020-22)<br><small>*Practice Squad</small> |
| COACH                        | POS. WITH VIKINGS                              |
| TE Coach Clancy Barone.....  | TE Coach (2017)<br>Co-OL Coach (2018)          |
| DC Joe Woods.....            | DB Coach (2006-13)                             |

### OTHER NOTABLE CONNECTIONS

#### SUPER BOWL LVI

- Three Vikings coaches and one Saints coach were on staff together with the Los Angeles Rams when the team won Super Bowl LVI on Feb. 13, 2022. Among Minnesota's coaches, Head Coach **Kevin O'Connell** was the Rams OC, OC **Wes Phillips** was the TE coach and passing game coordinator for Los Angeles and assistant ILB coach **Thad Bogardus** served in the same role. New Orleans OL assistant **Kevin Carberry** was Rams OL Coach during that season.

# THE LAST MATCHUP - VIKINGS & SAINTS



**2022 WEEK 4**  
**Minnesota Vikings 28, New Orleans Saints 25**  
**60,639 🏆 Tottenham Hotspur Stadium 🏆 Oct 2, 2022**



**Minnesota Vikings ..... 7 6 3 12 - 28**  
**New Orleans Saints ..... 0 7 7 11 - 25**

### SCORING DRIVES

| TEAM    | QTR | TIME  | SCORING PLAY  | MIN | NO |
|---------|-----|-------|---|-----|----|
| Vikings | 1   | 08:12 | A.Mattison 15 yd. pass from K.Cousins (G.Joseph kick) (13-75, 6:48) | 7   | 0  |
| Saints  | 2   | 08:57 | C.Olave 4 yd. pass from A.Dalton (W.Lutz kick) (12-60, 6:13)        | 7   | 7  |
| Vikings | 2   | 01:04 | G.Joseph 28 yd. Field Goal (9-46, 2:38)                             | 10  | 7  |
| Vikings | 2   | 00:00 | G.Joseph 36 yd. Field Goal (4-2, 0:56)                              | 13  | 7  |
| Vikings | 3   | 09:23 | G.Joseph 24 yd. Field Goal (5-38, 2:31)                             | 16  | 7  |
| Saints  | 3   | 03:49 | L.Murray 1 yd. run (W.Lutz kick) (12-78, 5:34)                      | 16  | 14 |
| Vikings | 4   | 14:14 | G.Joseph 46 yd. Field Goal (9-28, 4:35)                             | 19  | 14 |
| Saints  | 4   | 09:29 | T.Hill 2 yd. run (A.Dalton-J.Landry pass) (9-75, 4:45)              | 19  | 22 |
| Vikings | 4   | 04:15 | J.Jefferson 3 yd. run (kick failed, wr) (10-75, 5:14)               | 25  | 22 |
| Saints  | 4   | 01:51 | W.Lutz 60 yd. Field Goal (8-33, 2:24)                               | 25  | 25 |
| Vikings | 4   | 00:24 | G.Joseph 47 yd. Field Goal (6-53, 1:27)                             | 28  | 25 |

### MINNESOTA VIKINGS

| PASSING      | ATT       | CP        | YDS        | SK/YD       | TD       | LG        | INT      | RTG         |
|--------------|-----------|-----------|------------|-------------|----------|-----------|----------|-------------|
| Kirk Cousins | 38        | 25        | 273        | 3/23        | 1        | 41        | 1        | 84.6        |
| Ryan Wright  | 1         | 1         | 13         | 0/0         | 0        | 13        | 0        | 118.8       |
| <b>TOTAL</b> | <b>39</b> | <b>26</b> | <b>286</b> | <b>3/23</b> | <b>1</b> | <b>41</b> | <b>1</b> | <b>86.1</b> |

| RUSHING            | ATT       | YDS       | AVG        | LG        | TD       |
|--------------------|-----------|-----------|------------|-----------|----------|
| Dalvin Cook        | 20        | 76        | 3.8        | 14        | 0        |
| Alexander Mattison | 3         | 3         | 1.0        | 2         | 0        |
| Justin Jefferson   | 1         | 3         | 3.0        | 3t        | 1        |
| K.J. Osborn        | 1         | -1        | -1.0       | -1        | 0        |
| <b>TOTAL</b>       | <b>25</b> | <b>81</b> | <b>3.2</b> | <b>14</b> | <b>1</b> |

| RECEIVING          | NO        | YDS        | AVG         | LG        | TD       |
|--------------------|-----------|------------|-------------|-----------|----------|
| Justin Jefferson   | 10        | 147        | 14.7        | 41        | 0        |
| Adam Thielen       | 8         | 72         | 9.0         | 16        | 0        |
| Irv Smith Jr.      | 3         | 23         | 7.7         | 10        | 0        |
| Dalvin Cook        | 2         | 10         | 5.0         | 9         | 0        |
| Alexander Mattison | 1         | 15         | 15.0        | 15t       | 1        |
| Jalen Nailor       | 1         | 13         | 13.0        | 13        | 0        |
| K.J. Osborn        | 1         | 6          | 6.0         | 6         | 0        |
| <b>TOTAL</b>       | <b>26</b> | <b>286</b> | <b>11.0</b> | <b>41</b> | <b>1</b> |

| TOP DEFENSE    | TOT | SOLO | AST | SCK | YDS | INT |
|----------------|-----|------|-----|-----|-----|-----|
| Eric Kendricks | 8   | 3    | 5   | 0.0 | 0.0 | 0   |
| Jordan Hicks   | 7   | 4    | 3   | 0.0 | 0.0 | 0   |
| Camryn Bynum   | 6   | 4    | 2   | 0.0 | 0.0 | 0   |

| FIELD GOALS  | FGM/FGA    | PERCENT      | RESULTS              |
|--------------|------------|--------------|----------------------|
| Greg Joseph  | 5-5        | 100.0        | (28, 36, 24, 46, 47) |
| <b>TOTAL</b> | <b>5-5</b> | <b>100.0</b> |                      |

### NEW ORLEANS SAINTS

| PASSING      | ATT       | CP        | YDS        | SK/YD      | TD       | LG        | INT      | RTG          |
|--------------|-----------|-----------|------------|------------|----------|-----------|----------|--------------|
| Andy Dalton  | 28        | 20        | 236        | 2/9        | 1        | 33        | 0        | 108.6        |
| <b>TOTAL</b> | <b>28</b> | <b>20</b> | <b>236</b> | <b>2/9</b> | <b>1</b> | <b>33</b> | <b>0</b> | <b>108.6</b> |

| RUSHING         | ATT       | YDS        | AVG        | LG        | TD       |
|-----------------|-----------|------------|------------|-----------|----------|
| Latavius Murray | 11        | 57         | 5.2        | 10        | 1        |
| Mark Ingram II  | 10        | 30         | 3.0        | 8         | 0        |
| Taysom Hill     | 5         | 21         | 4.2        | 13        | 1        |
| Andy Dalton     | 1         | 3          | 3.0        | 3         | 0        |
| <b>TOTAL</b>    | <b>27</b> | <b>111</b> | <b>4.1</b> | <b>13</b> | <b>2</b> |

| RECEIVING        | NO        | YDS        | AVG         | LG        | TD       |
|------------------|-----------|------------|-------------|-----------|----------|
| Chris Olave      | 4         | 67         | 16.8        | 32        | 1        |
| Marquez Callaway | 3         | 53         | 17.7        | 33        | 0        |
| Adam Trautman    | 3         | 37         | 12.3        | 14        | 0        |
| Juwan Johnson    | 3         | 33         | 11.0        | 16        | 0        |
| Mark Ingram II   | 3         | 13         | 4.3         | 7         | 0        |
| Jarvis Landry    | 2         | 7          | 3.5         | 6         | 0        |
| Tre'Quan Smith   | 1         | 18         | 18.0        | 18        | 0        |
| Latavius Murray  | 1         | 8          | 8.0         | 8         | 0        |
| <b>TOTAL</b>     | <b>20</b> | <b>236</b> | <b>11.8</b> | <b>33</b> | <b>1</b> |

| TOP DEFENSE       | TOT | SOLO | AST | SCK | YDS | INT |
|-------------------|-----|------|-----|-----|-----|-----|
| Marshon Lattimore | 10  | 7    | 3   | 0.0 | 0.0 | 0   |
| Pete Werner       | 9   | 8    | 1   | 0.0 | 0.0 | 0   |
| Paulson Adebbo    | 8   | 8    | 0   | 0.0 | 0.0 | 0   |

| FIELD GOALS  | FGM/FGA    | PERCENT     | RESULTS  |
|--------------|------------|-------------|----------|
| Wil Lutz     | 1-2        | 50.0        | (60, 61) |
| <b>TOTAL</b> | <b>1-2</b> | <b>50.0</b> |          |

### Team Statistics

|                              | Vikings  | Saints   |
|------------------------------|----------|----------|
| First Downs                  | 23       | 19       |
| 3rd-Down Eff. (Made/Att/Pct) | 5/14/36% | 4/10/40% |
| 4th-Down Eff. (Made/Att/Pct) | 1/1/100% | 1/1/100% |
| Total Net Yards              | 344      | 338      |
| Total Plays                  | 67       | 57       |
| Yards Per Play               | 5.1      | 5.9      |
| Rushes/Net Yards             | 25/81    | 27/111   |
| Net Passing                  | 263      | 227      |
| Pass Attempts/Completions    | 39/26    | 28/20    |
| Had Intercepted              | 1        | 0        |
| Sacked/Yards Lost            | 3/23     | 2/9      |
| Punts/Average                | 3/42.0   | 4/48.5   |
| Penalties/Yards              | 5/35     | 10/102   |
| Fumbles/Lost                 | 0/0      | 2/2      |
| Possession Time              | 32:13    | 27:47    |

## VIKINGS - SAINTS SERIES INFORMATION

### SERIES HISTORY

| YEAR..... | HOME/AWAY ..... | WINNER ..... | SCORE   | YEAR..... | HOME/AWAY ..... | WINNER ..... | SCORE        |
|-----------|-----------------|--------------|---------|-----------|-----------------|--------------|--------------|
| 1968      | (A)             | New Orleans  | 20-17   | 2000      | (H)             | Minnesota    | 34-16**      |
| 1970      | (H)             | Minnesota    | 26-0    | 2001      | (A)             | New Orleans  | 28-15        |
| 1971      | (A)             | Minnesota    | 23-10   | 2002      | (A)             | Minnesota    | 32-31        |
| 1972      | (H)             | Minnesota    | 37-6    | 2004      | (A)             | Minnesota    | 38-31        |
| 1974      | (H)             | Minnesota    | 29-9    | 2005      | (H)             | Minnesota    | 33-16        |
| 1975      | (A)             | Minnesota    | 20-7    | 2008      | (A)             | Minnesota    | 30-27        |
| 1976      | (A)             | Minnesota    | 40-9    | 2009      | (A)             | New Orleans  | 31-28(OT)*** |
| 1978      | (A)             | New Orleans  | 31-24   | 2010      | (A)             | New Orleans  | 14-9         |
| 1980      | (A)             | Minnesota    | 23-20   | 2011      | (H)             | New Orleans  | 42-20        |
| 1981      | (H)             | Minnesota    | 20-10   | 2014      | (A)             | New Orleans  | 20-9         |
| 1983      | (A)             | New Orleans  | 17-16   | 2017      | (H)             | Minnesota    | 29-19        |
| 1985      | (H)             | New Orleans  | 30-23   |           | (H)             | Minnesota    | 29-24**      |
| 1986      | (H)             | Minnesota    | 33-17   | 2018      | (H)             | New Orleans  | 30-20        |
| 1987      | (A)             | Minnesota    | 44-10 * | 2019      | (A)             | Minnesota    | 26-20 (OT)*  |
| 1988      | (H)             | Minnesota    | 45-3    | 2020      | (A)             | New Orleans  | 52-33        |
| 1990      | (H)             | Minnesota    | 32-3    | 2022      | (A)             | Minnesota    | 28-23#       |
| 1991      | (A)             | New Orleans  | 26-0    |           |                 |              |              |
| 1993      | (H)             | New Orleans  | 17-14   |           |                 |              |              |
| 1994      | (H)             | Minnesota    | 21-20   |           |                 |              |              |
| 1995      | (H)             | Minnesota    | 43-24   |           |                 |              |              |
| 1998      | (H)             | Minnesota    | 31-24   |           |                 |              |              |

\*NFC Wild Card Game

\*\*NFC Divisional Playoff Game

\*\*\*NFC Championship Game

# Played in London at Tottenham Hotspur Stadium. New Orleans designated home team.

**WON: 24**

**LOST: 13**

**TIE: 0**

**HOME: 14-4**

**AWAY: 10-9**

### SERIES BY THE NUMBERS

#### MINNESOTA VIKINGS

|                                 |                        |
|---------------------------------|------------------------|
| Last Regular-Season Game .....  | Oct. 2, 2022           |
| .....                           | (MIN, 28-23)           |
| Largest Margin of Victory ..... | 42; 45-3               |
| .....                           | Dec. 4, 1988           |
| Current Streak .....            | Win 1                  |
| Longest Streak .....            | Win 6                  |
| .....                           | 1970-78                |
| Most Points Scored .....        | 45; 45-3               |
| .....                           | Dec. 4, 1988           |
| Fewest Points Scored .....      | 0; 26-0                |
| .....                           | Sept. 22, 1991         |
| Most Points Combined .....      | 69; 38 (MIN) - 31 (NO) |
| .....                           | Oct. 17, 2004          |
| Fewest Points Combined.....     | 23; 14 (NO) - 9 (MIN)  |
| .....                           | Sept. 9, 2010          |

#### NEW ORLEANS SAINTS

|                                 |                        |
|---------------------------------|------------------------|
| Last Regular-Season Game .....  | Oct. 2, 2022           |
| .....                           | (MIN, 28-23)           |
| Largest Margin of Victory ..... | 26; 26-0               |
| .....                           | Sept. 22, 1991         |
| Current Streak .....            | Lose 1                 |
| Longest Streak .....            | Win 4                  |
| .....                           | 2009-14                |
| Most Points Scored .....        | 42; 42-20              |
| .....                           | Dec. 18, 2011          |
| Fewest Points Scored .....      | 0; 26-0                |
| .....                           | Sept. 27, 1970         |
| Most Points Combined .....      | 69; 38 (MIN) - 31 (NO) |
| .....                           | Oct. 17, 2004          |
| Fewest Points Combined.....     | 23; 14 (NO) - 9 (MIN)  |
| .....                           | Sept. 9, 2010          |

BY THE  
NUMBERS

25

MINNESOTA IS SEEKING ITS 25TH WIN ALL-TIME AGAINST NEW ORLEANS. THE VIKINGS LAST DEFEATED THE SAINTS IN 2022 IN LONDON, 28-23.

## TOP PERFORMERS VS. SAINTS

### LB | JORDAN HICKS

4 Games Played/4 Starts (2 PHI/1 ARI/1 MIN)  
28 total tackles, 1 tackle for loss  
2 pass defended, 1 fumble recovery

### RB | ALEXANDER MATTISON

1 Game Played (Regular Season)  
3 rushing attempts for 3 yards  
1 reception for 15 yards and 1 touchdown

### S | HARRISON SMITH

5 Games Played/5 Starts  
27 total tackles  
1 interception, 5 passes defended



## VIKING BIG DAYS VS. SAINTS

- LB **Jordan Hicks'** matched up against the Saints while he was playing for the Cardinals in 2019. Hicks notched 10 total tackles and a pass defended.
- RB **Alexander Mattison** hauled in a 15-yard touchdown reception from QB Kirk Cousins against the Saints in the teams' 2022 contest, which was played in London.
- At New Orleans in 2014, S **Harrison Smith** recorded a career high in passes defended with three, and in the teams' 2018 matchup, Smith intercepted Saints QB Drew Brees.
- Smith has also played New Orleans twice in post-season contests. In 2017, the safety registered a sack, along with seven total tackles, including one for loss. In the Wild-Card round in 2019, Smith tallied a team-leading 11 total tackles.

## VIKINGS - SAINTS NOTES

- Sunday's contest between the Vikings and the Saints will be the 38th all-time meeting between the two franchises, and the 20th road contest for the Vikings. Minnesota owns the overall edge over Atlanta, capturing 24 victories, including a 10-9 record as the away team.
- The Vikings have played the Saints five times in the playoffs, with the Vikings holding a 4-1 record all-time.
- Anthony Carter is the only Viking to return a punt for a touchdown in team playoff history. He achieved this feat during the Wild Card game at New Orleans on Jan. 3, 1988. Carter also caught a 10-yard touchdown on a trick play when RB Allen Rice threw the pass. The Vikings 44-10 win is the most points the team has scored in playoff action.
- Minnesota's 2002 game at New Orleans was the first game in NFL history won on a 2-point conversion, when QB Duante Culpepper scored on a run in a 32-31 victory.
- The Vikings record for touchdown passes in a game is five, last achieved by QB Daunte Culpepper at New Orleans on Oct. 17, 2004, a day the Vikings amassed 605 yards of offense, the second-most in a game by the club.
- In 2017's Divisional Round, Stefon Diggs etched his place in Vikings history, snagging a 61-yard walk-off touchdown reception to propel the Vikings to a 29-24 win.
- Minnesota Ring of Honor TE Steve Jordan is the father of New Orleans star DE Cameron Jordan.

## BIGGEST DAYS IN VIKINGS HISTORY VS. NEW ORLEANS

### RUSHING

#### YARDS IN A GAME

137.....Robert Smith, 11/8/98  
 127.....Dalvin Cook, 9/11/17  
 122 .....Chuck Foreman, 9/3/78

#### LONGEST RUNS

61t.....Robert Smith, 11/8/98  
 51 .....James Stewart, 11/19/95  
 49 .....Moe Williams, 10/17/04

#### RUSHING TOUCHDOWNS

2.....Chuck Foreman, 9/12/76  
 2.....Brent McClanahan, 9/12/76  
 2.....Leroy Hoard, 11/8/98  
 2.....Daunte Culpepper, 12/15/02

#### RECEIVING TOUCHDOWNS

2.....Stefon Diggs, 9/11/17 (last time)  
 2.....Several Others Tied

### FIELD GOALS

#### LONGEST

53.....Ryan Longwell, 10/6/08  
 50 .....Chuck Nelson, 12/21/86  
 49 .....Ryan Longwell, 12/18/11

#### MADE

5.....Greg Joseph, 10/2/22  
 4 .....Paul Edinger, 9/25/05  
 4 .....Fred Cox, 9/27/70

### PUNT RETURNS

#### LONGEST

29.....Leonard Willis, 9/12/76  
 25.....Charlie West, 11/21/71

### KICKOFF RETURNS

#### LONGEST

47.....John Gilliam, 11/5/72  
 46 .....Koren Robinson, 9/25/05

### RECEIVING

#### YARDS IN A GAME

157.....Jake Reed, 11/6/94  
 157.....Adam Thielen, 9/11/17  
 151.....Cris Carter, 11/6/94

#### RECEPTIONS IN A GAME

12 .....Rickey Young, 9/3/78  
 12 .....Cris Carter, 11/6/94  
 12 .....Cris Carter, 11/19/95  
 11.....Randy Moss, 12/15/02

#### LONGEST RECEPTIONS

77t.....Qadry Ismail, 11/19/95  
 .....(from Warren Moon)  
 72 .....Clinton Jones, 9/27/70  
 .....(from Gary Cuozzo)  
 68t .....Hassan Jones, 12/4/88  
 .....(from Wade Wilson)

### DEFENSE

#### SACKS IN A GAME

2.5.....Alan Page, 11/6/75  
 2.0 .....several others tied

#### INTERCEPTIONS IN A GAME

2.....Audray McMillian (last time)  
 2.....several others tied

#### LONGEST INTECEPTION RETURNS

78t .....Jesse Solomon, 12/4/88  
 73 .....Mike Merriweather, 9/16/90  
 58t .....Carl Lee, 12/4/88

### PASSING

#### YARDS IN A GAME

425.....Daunte Culpepper, 10/17/04  
 420 .....Warren Moon, 11/6/94  
 361 .....Wade Wilson, 12/21/86

#### COMPLETIONS IN A GAME

33.....Warren Moon, 11/6/94  
 31 .....Kirk Cousins, 10/28/18  
 28.....Fran Tarkenton, 9/3/78  
 28.....Brad Johnson, 11/8/98

#### PASSER RATING

150.3 .....Warren Moon, 11/19/95  
 143.0 .....Sam Bradford, 9/11/17  
 140.0 .....Daunte Culpepper, 9/25/05

#### PASSING TOUCHDOWNS

5.....Daunte Culpepper, 10/17/04  
 4 .....Warren Moon, 11/19/95

### DEFENSE

#### TOTAL TACKLES IN A GAME

19 .....Matt Blair, 11/15/81  
 16 .....Jeff Siemon, 9/3/78  
 16 .....Jamarca Sanford, 12/18/11

#### FORCED FUMBLES IN A GAME

1 .....Jamarca Sanford, 12/18/11 (Last)  
 1 .....several others tied

#### FUMBLES RECOVERED IN A GAME

2.....Bobby Bryant, 10/13/68

#### BLOCKED PUNT RETURN TOUCHDOWN

0t.....Karl Kassulke, 9/27/70

#### BLOCKED FG RETURN TOUCHDOWN

59t .....Antoine Winfield, 10/26/08





# QB KIRK COUSINS



**HEIGHT/WEIGHT:** 6-3/205  
**COLLEGE:** Michigan State  
**NFL SEASON:** 12  
**VIKINGS SEASON:** 6



Cousins is in his sixth season with the Vikings in 2023. After the first eight weeks of the season, the veteran quarterback ranked first in the NFL in passing completions (216) and attempts (311). He tied for the league lead in touchdown passes with 18 (Tua Tagovailoa) and posted the fifth-highest completion percentage of 69.5%.

Following his performance in Week 7 against the 49ers, Cousins became the fifth QB in NFL history with 50-career games with at least 300 passing yards in his first 12 seasons, and the 15th QB in league history to reach the 50-game mark all-time.

### 2018-23 NFL PASSING TOUCHDOWNS

| Player, Team                     | Passing touchdowns |
|----------------------------------|--------------------|
| Patrick Mahomes, Kansas City     | 209                |
| <b>Kirk Cousins, Minnesota</b>   | <b>171</b>         |
| Russell Wilson, Seattle/Denver   | 163                |
| Aaron Rodgers, Green Bay/NY Jets | 162                |
| Tom Brady, New England/Tampa Bay | 161                |
| Josh Allen, Buffalo              | 156                |
| Jared Goff, LA Rams/Detroit      | 134                |

### TOUCHDOWN PASSES THROWN IN FIRST 150 GAMES PLAYED, NFL HISTORY

| Player              | Passing touchdowns |
|---------------------|--------------------|
| Aaron Rodgers       | 316                |
| Dan Marino          | 290                |
| Peyton Manning      | 286                |
| Russell Wilson      | 277                |
| Tom Brady           | 275                |
| <b>Kirk Cousins</b> | <b>270</b>         |
| Brett Favre         | 267                |
| Drew Brees          | 265                |
| Matthew Stafford    | 257                |
| Philip Rivers       | 256                |

### VIKINGS CONSECUTIVE GAMES WITH A TOUCHDOWN PASS THROWN

| Player, Seasons  | Games     |
|--|-----------|
| <b>Kirk Cousins, 2020-2022 (streak ended 11/20/22)</b> | <b>39</b> |
| Daunte Culpepper, 2000-01                              | 24        |
| Daunte Culpepper, 2003-04                              | 21        |
| <b>Kirk Cousins, 2018-19</b>                           | <b>19</b> |
| Fran Tarkenton, 1974-75                                | 18        |

### NFL COMPLETIONS SINCE 2015 (COUSINS' FIRST SEASON AS A STARTER)

| Player, Team                              | Completions  |
|---|--------------|
| <b>Kirk Cousins, Washington/Minnesota</b> | <b>3,225</b> |
| Tom Brady, New England/Tampa Bay          | 3,202        |
| Derek Carr, Oakland-Las Vegas/New Orleans | 3,060        |
| Matt Ryan, Atlanta/Indianapolis           | 3,043        |
| Matthew Stafford, Detroit/Los Angeles     | 2,826        |
| Russell Wilson, Seattle/Denver            | 2,731        |

### NFL PASSING YARDS SINCE 2015

| Player, Team                              | Yards         |
|---|---------------|
| <b>Kirk Cousins, Washington/Minnesota</b> | <b>36,441</b> |
| Tom Brady, New England/Tampa Bay          | 35,956        |
| Matt Ryan, Atlanta/Indianapolis           | 34,626        |
| Derek Carr, Oakland-Las Vegas/New Orleans | 34,073        |
| Matthew Stafford, Detroit/Los Angeles     | 32,438        |
| Russell Wilson, Seattle/Denver            | 32,246        |

### NFL 300+ YARD GAMES SINCE 2015

| Player, Team                                      | Games     |
|---|-----------|
| Tom Brady, New England/Tampa Bay                  | 49        |
| <b>Kirk Cousins, Washington/Minnesota</b>         | <b>46</b> |
| Matt Ryan, Atlanta/Indianapolis                   | 46        |
| Patrick Mahomes, Kansas City                      | 44        |
| Drew Brees, New Orleans                           | 37        |
| Philip Rivers, San Diego-LA Chargers/Indianapolis | 36        |
| Derek Carr, Oakland-Las Vegas/New Orleans         | 36        |

### NFL 100+ PASSER RATING GAMES SINCE 2015

| Player, Team                               | Games     |
|--|-----------|
| Russell Wilson, Seattle/Denver             | 69        |
| <b>Kirk Cousins, Washington/Minnesota</b>  | <b>68</b> |
| Tom Brady, New England/Tampa Bay           | 62        |
| Aaron Rodgers, Green Bay                   | 56        |
| Dak Prescott, Dallas                       | 55        |
| Matt Ryan, Atlanta/Indianapolis            | 54        |
| Matthew Stafford, Detroit/Los Angeles Rams | 54        |
| Drew Brees, New Orleans                    | 53        |

### VIKINGS CAREER PASSING YARDS

| Player, Seasons             | Passing Yards |
|-----------------------------|---------------|
| Fran Tarkenton, 1961-78     | 33,098        |
| Tommy Kramer, 1977-1989     | 24,775        |
| <b>Kirk Cousins, 2018 -</b> | <b>23,265</b> |
| Daunte Culpepper, 1999-05   | 20,162        |

### VIKINGS CAREER 300-YARD PASSING GAMES

| Player (W-L-T)                | Games     |
|-------------------------------|-----------|
| <b>Kirk Cousins (15-11-1)</b> | <b>27</b> |
| Daunte Culpepper (11-8)       | 19        |
| Tommy Kramer (9-10)           | 19        |

### VIKINGS CAREER 30+ PASSING TOUCHDOWN SEASONS

| Player              | Seasons                 |
|---------------------|-------------------------|
| <b>Kirk Cousins</b> | <b>2018, 2020, 2021</b> |
| Daunte Culpepper    | 2000, 2004              |
| Randall Cunningham  | 1998                    |
| Warren Moon         | 1995                    |
| Brett Favre         | 2009                    |

### VIKINGS PASSING TOUCHDOWNS IN A SEASON

| Player, Season                                  | Touchdowns |
|---|------------|
| Daunte Culpepper, 2004                          | 39         |
| <b>Kirk Cousins, 2020</b>                       | <b>35</b>  |
| Randall Cunningham, 1998                        | 34         |
| <b>Kirk Cousins, 2021</b>                       | <b>33</b>  |
| B. Favre, 2009/D. Culpepper, 2000/W. Moon, 1995 | 33         |
| <b>Kirk Cousins, 2018</b>                       | <b>30</b>  |
| <b>Kirk Cousins, 2022</b>                       | <b>29</b>  |

BY THE  
NUMBERS

171

COUSINS HAS THROWN 171 TOUCHDOWNS SINCE 2018, THE SECOND MOST IN THE LEAGUE. THIS SEASON, HE PASSED BOTH AARON RODGERS (162) AND TOM BRADY (161) AND IS BEHIND ONLY PATRICK MAHOMES (207).

# TE T.J. HOCKENSON



**HEIGHT/WEIGHT:** 6-5/248  
**COLLEGE:** Iowa  
**NFL SEASON:** 5  
**VIKINGS SEASON:** 2



Through the first nine games of the 2023 season, Hockenson leads the league among TEs in receptions (60), is tied for first in receiving first downs (31) and receptions of at least 20 yards (seven) and ranks second in receiving yards (547), trailing only Travis Kelce. Additionally, Hockenson's receptions per target percentage of 75% is the third best in the NFL among tight ends with at least 50 catches on the season (Evan Engram and Kelce).

Hockenson has logged at least five receptions in eight of the Vikings first eight of the Vikings first nine games this season, the most games with at least five catches among TEs this season.

### RECEPTIONS BY TIGHT END, 2023 NFL

**Player, Team**

**T.J. Hockenson, Minnesota**  
 Travis Kelce, Kansas City  
 Evan Engram, Jacksonville  
 Sam LaPorta, Detroit  
 Mark Andrews, Baltimore  
 Cole Kmet, Chicago

**Receptions**

**60**  
 57  
 51  
 43  
 41  
 41

### RECEIVING YARDS BY TIGHT END, 2023 NFL

**Player, Team**

**T.J. Hockenson, Minnesota**  
 Mark Andrews, Baltimore  
 George Kittle, San Francisco  
 Evan Engram, Jacksonville  
 Sam LaPorta, Detroit

**Receiving Yards**

**597**  
**547**  
 477  
 443  
 434  
 434

### RECEPTIONS BY TIGHT END, 2022 NFL

**Player, Team**

**T.J. Hockenson, Minnesota**  
 Mark Andrews, Baltimore  
 Evan Ingram, Jacksonville  
 Tyler Higbee, LA Rams

**Receptions**

**86**  
 73  
 73  
 72

### RECEPTIONS BY TIGHT END - WEEKS 9 -18, 2022 NFL

**Player, Team**

**T.J. Hockenson, Minnesota**  
 Evan Ingram, Jacksonville  
 Dalton Schultz, Dallas  
 Tyler Higbee, LA Rams  
 Cole Kmet, Chicago

**Receptions**

**60**  
 41  
 37  
 36  
 36

### RECEIVING YARDS BY TIGHT END, 2022 NFL

**Player, Team**

**T.J. Hockenson, Minnesota**  
 Mark Andrews, Baltimore  
 Evan Ingram, Jacksonville  
 George Kittle, San Francisco

**Receiving Yards**

**1,338**  
**914**  
 847  
 766  
 765

### SINGLE-SEASON RECEPTIONS BY TIGHT END, FRANCHISE HISTORY

**Player (Year)**

**T.J. Hockenson (2023)**  
**T.J. Hockenson (2022)**  
 Steve Jordan (1986)  
 Byron Chamberlain

**Games Played**

**9**  
**10**  
 16  
 16

**Receptions**

**60**  
**60**  
 58  
 57

### SINGLE-GAME RECEPTIONS BY TIGHT END, FRANCHISE HISTORY

**Player, Game**

**T.J. Hockenson, Dec. 24, 2022 (vs. NYG)**  
**T.J. Hockenson, Oct. 23, 2023 (vs. SF)**  
 Kyle Rudolph, Jan. 1, 2017 (vs. CHI)  
 Joe Senser, Nov. 29, 1981 (vs. GB)  
 Joe Senser, Dec. 26, 1982 (vs. NYJ)  
 Jim Kleinsasser, Nov. 30, 2003 (at STL)  
 Jermaine Wiggins, Oct. 16, 2005 (at CHI)

**Receptions**

**13**  
**11**  
 11  
 11  
 10  
 10  
 10

BY THE  
**NUMBERS**

**60**

HOCKENSON HAS HAULED IN 60 RECEPTIONS THROUGH THE FIRST NINE WEEKS OF THE 2023 SEASON, THE MOST AMONG ALL TEs IN THE LEAGUE IN 2023.

# WR JUSTIN JEFFERSON



**HEIGHT/WEIGHT:** 6-1/195  
**COLLEGE:** LSU  
**NFL SEASON:** 4  
**VIKINGS SEASON:** 4



Since entering the league in 2020, Jefferson has logged 5,396 receiving yards on 360 receptions, marks that rank second and third, respectively, in NFL history in a player's first four seasons.

He tallied 543 receiving yards in Weeks 1-4 of the 2023 season, the third most receiving yards through the first four games of a season in NFL history since 1970. Only Wes Welker in 2011 (616 yards) and Terry Glenn in 1999 (544) had more receiving yards during the first four games of a season.

### MOST 100-YARD GAMES IN FIRST FOUR SEASONS IN NFL HISTORY

| Player, Team                       | Games     |
|------------------------------------|-----------|
| <b>Justin Jefferson, Minnesota</b> | <b>27</b> |
| Randy Moss, Minnesota*             | 23        |
| A.J. Green, Cincinnati             | 20        |
| Odell Beckham Jr., New York Giants | 19        |
| Anquan Boldin, Arizona             | 19        |
| Julio Jones, Atlanta               | 19        |
| Michael Thomas, New Orleans        | 19        |
| T.Y. Hilton, Indianapolis          | 18        |
| John Jefferson, San Diego          | 18        |
| A.J. Brown, Philadelphia           | 17        |
| Torry Holt, St. Louis              | 17        |
| Jerry Rice, San Francisco*         | 17        |

### RECEIVING YARDS IN FIRST FOUR SEASONS IN NFL HISTORY

| Player, Team                       | Receiving Yards |
|------------------------------------|-----------------|
| <b>Justin Jefferson, Minnesota</b> | <b>5,396</b>    |
| Randy Moss, Minnesota*             | 5,396           |
| Torry Holt, St. Louis              | 5,088           |
| Jerry Rice, San Francisco*         | 4,881           |
| A.J. Green, Cincinnati             | 4,874           |
| Anquan Boldin, Arizona             | 4,605           |
| Mike Evans, Tampa Bay              | 4,579           |
| Larry Fitzgerald, Arizona          | 4,544           |
| A.J. Brown, Philadelphia           | 4,491           |

### MOST RECEPTIONS IN FIRST FOUR SEASONS IN NFL HISTORY

| Player, Team                       | Receptions |
|------------------------------------|------------|
| <b>Justin Jefferson, Minnesota</b> | <b>360</b> |
| Michael Thomas, New Orleans        | 470        |
| Jarvis Landry, Miami               | 400        |
| Anquan Boldin, Arizona             | 342        |
| Diontae Johnson, Pittsburgh        | 340        |

### 2020-23 RECEIVING YARDS

| Player, Team                       | Receiving Yards |
|------------------------------------|-----------------|
| <b>Justin Jefferson, Minnesota</b> | <b>5,396</b>    |
| Tyreek Hill, Kansas City/Miami     | 5,301           |
| Stefon Diggs, Buffalo              | 5,023           |
| Davante Adams, Green Bay/Las Vegas | 5,016           |
| Travis Kelce, Kansas City          | 4,476           |

### 2020-23 MOST-100 YARD RECEIVING GAMES

| Player, Team                       | Games     |
|------------------------------------|-----------|
| <b>Justin Jefferson, Minnesota</b> | <b>27</b> |
| Davante Adams, Green Bay/Las Vegas | 24        |
| Stefon Diggs, Buffalo              | 21        |
| Cooper Kupp, Los Angeles Rams      | 21        |
| A.J. Brown, Tennessee/Philadelphia | 18        |
| Tyreek Hill, Kansas City/Miami     | 18        |
| Travis Kelce, Kansas City          | 18        |

### MOST RECEPTIONS OF AT LEAST 20 YARDS SINCE 2020

| Player, Team                       | Receptions |
|------------------------------------|------------|
| <b>Justin Jefferson, Minnesota</b> | <b>93</b>  |
| CeeDee Lamb, Dallas                | 81         |
| Tyreek Hill, Kansas City/Miami     | 74         |
| Mike Evans, Tampa Bay              | 70         |
| Davante Adams, Green Bay/Las Vegas | 66         |

### MOST 100-YARD RECEIVING GAMES IN A SEASON IN TEAM HISTORY


| Player, Season                      | Games     |
|-------------------------------------|-----------|
| <b>Justin Jefferson, 2022</b>       | <b>10</b> |
| Adam Thielen, 2018                  | 9         |
| <b>Justin Jefferson, 2020, 2021</b> | <b>7</b>  |
| Randy Moss, 2000                    | 8         |
| Randy Moss, 2003                    | 8         |
| <b>Justin Jefferson, 2023</b>       | <b>3</b>  |

BY THE  
NUMBERS

99

JEFFERSON MADE THE "MADDEN 99 CLUB" AND WAS THE HIGHEST-RATED RECEIVER IN THIS YEAR'S EDITION OF THE GAME. HE LED THE LEAGUE IN RECEPTIONS (128) AND RECEIVING YARDS (1,809) IN 2022.

## LB JORDAN HICKS



**HEIGHT/WEIGHT:** 6-1/236  
**COLLEGE:** Texas  
**NFL SEASON:** 9  
**VIKINGS SEASON:** 2



Hicks leads all Vikings linebackers in defensive snaps through the first nine games of the 2023 season and is tied for first on the team with 80 total tackles.

He was named the NFC Defensive Player of the Week for his performance at Chicago in Week 6, recording an interception and returning a fumble 42 yards for a touchdown. He became the first Viking since Orlando Thomas (Nov. 23, 1995) at Detroit to have an interception and a fumble return touchdown in the same game.

### 2019-23 TOTAL TACKLES, LINEBACKERS

| Player, Team                           | Tackles    |
|--|------------|
| Bobby Wagner, Seattle/LA Rams          | 692        |
| Roquan Smith, Chicago/Baltimore        | 658        |
| Foye Oluokun, Atlanta/Jacksonville     | 641        |
| <b>Jordan Hicks, Arizona/Minnesota</b> | <b>593</b> |
| Fred Warner, San Francisco             | 581        |
| Eric Kendricks, Minnesota/LA Chargers  | 541        |
| Devin White, Tampa Bay                 | 539        |

### 2019-23 NFL GAME STARTS, LINEBACKERS

| Player, Team                           | Games Started |
|--|---------------|
| <b>Jordan Hicks, Arizona/Minnesota</b> | <b>75</b>     |
| Demario Davis, New Orleans             | 74            |
| Bobby Wagner, Seattle/LA Rams          | 73            |
| Fred Warner, San Francisco             | 73            |
| Roquan Smith, Chicago/Baltimore        | 71            |
| Preston Smith, Green Bay               | 70            |
| Devin White, Tampa Bay                 | 70            |

### 2015-23 NFL INTERCEPTIONS, LINEBACKERS

| Player, Team  | Interceptions |
|---|---------------|
| <b>Jordan Hicks, Philadelphia/Arizona/Minnesota</b> | <b>13</b>     |
| Deion Jones, Atlanta/Cleveland/Carolina             | 13            |
| Shaquille Leonard, Indianapolis                     | 12            |
| Luke Kuechly, Carolina                              | 11            |
| Jamie Collins, Cleveland/Detroit/New England        | 10            |
| Matt Milano, Buffalo                                | 10            |
| C.J. Mosley, Baltimore/NY Jets                      | 10            |
| Joe Schobert, Cleveland/JAX/Pittsburgh/Tennessee    | 10            |
| Logan Wilson, Cincinnati                            | 10            |
| Eric Kendricks, Minnesota/LA Chargers               | 9             |
| Alec Ogletree, LA Rams/NYG/NYJ/Chicago              | 9             |
| Roquan Smith, Chicago/Baltimore                     | 9             |

### 2015-23 PASSES DEFENSED, NFL LINEBACKERS

| Player, Team  | Passes Defensed |
|---|-----------------|
| Eric Kendricks, Minnesota/LA Chargers               | 54              |
| Bobby Wagner, Seattle/LA Rams                       | 52              |
| <b>Jordan Hicks, Philadelphia/Arizona/Minnesota</b> | <b>48</b>       |
| Deion Jones, Atlanta/Cleveland/Carolina             | 48              |
| Demario Davis, NYJ/Cleveland/New Orleans            | 44              |
| Lavonte David, Tampa Bay                            | 43              |
| C.J. Mosley, New York Jets                          | 43              |
| T.J. Watt, Pittsburgh                               | 43              |
| Luke Kuechly, Carolina                              | 40              |
| Fred Warner, San Francisco                          | 40              |
| Matt Milano, Buffalo                                | 39              |
| Alec Ogletree, LA Rams/NYG/NYJ/Chicago              | 39              |

BY THE  
NUMBERS

13

HICKS HAS SNAGGED 13 INTERCEPTIONS FROM 2015-23, TIED FOR THE MOST IN THE NFL AMONG LINEBACKERS (DEION JONES).

# DE DANIELLE HUNTER



**HEIGHT/WEIGHT:** 6-5/263  
**COLLEGE:** LSU  
**NFL SEASON:** 9  
**VIKINGS SEASON:** 9



Hunter is the league leader in sacks in 2023, recording 10.0 through the first nine weeks of the season. Additionally, his 13 tackles for loss are tied for the most in the NFL this season with DL Maxx Crosby, and his three forced fumbles are tied for the second most.

Hunter has recorded at least 1.0 sack in seven of the Vikings eight games this season, including a 3.0-sack effort at Philadelphia in Week 2 and a second multiple-sack performance at Chicago in Week 6.

### 2023 NFL SACKS

#### Player, Team

**Danielle Hunter, Minnesota**  
 Maxx Crosby, Oakland-Las Vegas  
 Myles Garrett, Cleveland  
 T.J. Watt, Pittsburgh  
 Josh Allen, Jacksonville  
 Khalil Mack, LA Chargers  
 Kayvon Thibodeaux, NY Giants

#### Sacks

**10.0**  
 9.5  
 9.5  
 9.5  
 9.0  
 9.0  
 8.5

### GAMES WITH AT LEAST 1.0 SACK SINCE 2015

#### Player, Team

Aaron Donald, Los Angeles Rams  
 Khalil Mack, Oakland/Chicago/LA Chargers  
**Danielle Hunter, Minnesota**  
 Myles Garrett, Cleveland  
 Chandler Jones, Arizona/Las Vegas  
 Cameron Jordan, New Orleans  
 Von Miller, Denver/LA Rams/Buffalo  
 T.J. Watt, Pittsburgh

#### Games

65  
 62  
**60**  
 57  
 57  
 55  
 54

### 2016-23 NFL SACKS

#### Player, Team

Aaron Donald, Los Angeles Rams  
 T.J. Watt, Pittsburgh  
 Myles Garrett, Cleveland  
 Cameron Jordan, New Orleans  
 Chandler Jones, Arizona/Las Vegas  
**Danielle Hunter, Minnesota**  
 Khalil Mack, Oakland/Chicago/LA Chargers  
 Chris Jones, Kansas City  
 Yannick Ngakoue, JAX/BAL/MIN/LVR/IND/CHI  
 Joey Bosa, LA Chargers

#### Sacks

88.5  
 87.0  
 84.0  
 78.5  
 76.0  
**75.0**  
 74.5  
 70.5  
 67.0  
 67.0

### 2018-19 NFL SACKS

#### Player, Team

Aaron Donald, Los Angeles Rams  
 Chandler Jones, Arizona  
**Danielle Hunter, Minnesota**  
 Cameron Jordan, New Orleans

#### Sacks

33.0  
 32.0  
**29.0**  
 27.5

### VIKINGS MOST SACKS IN FIRST SIX SEASONS W/ TEAM (\* JOINED VIKINGS AS ROOKIE)

#### Player, Seasons

Jared Allen, 2008-13  
 John Randle, 1990-93\*  
 Chris Doleman, 1985-90\*  
**Danielle Hunter, 2015-20\***  
 Alan Page, 1967-72\*  
 Keith Millard, 1985-90\*  
 Jim Marshall, 1961-66

#### Sacks

85.5  
 58.5  
 54.5  
**54.5**  
 54.0  
 53.0  
 53.0

### VIKINGS SACKS IN A SEASON (NFL-LED NFL, NFC-LED NFC)

#### Player, Season

|   | <i>Sacks</i> |
|---|--------------|
| Jared Allen, 2011, NFL                            | 22.0         |
| Chris Doleman, 1989, NFL                          | 21.0         |
| Keith Millard, 1989                               | 18.0         |
| Alan Page, 1976, NFL                              | 18.0         |
| John Randle, 1997, NFL                            | 15.5         |
| Carl Eller, 1977                                  | 15.0         |
| Carl Eller, 1969                                  | 15.0         |
| <b>Danielle Hunter, 2019</b>                      | <b>14.5</b>  |
| <b>Danielle Hunter, 2018</b>                      | <b>14.5</b>  |
| Jared Allen, 2009, NFC                            | 14.5         |
| Jared Allen, 2008                                 | 14.5         |
| Chris Doleman, 1992                               | 14.5         |
| <b>Danielle Hunter, 2023 (through nine games)</b> | <b>10.0</b>  |

### VIKINGS SACKS IN A CAREER

#### Player, Years

|                               | <i>Sacks</i> |
|-------------------------------|--------------|
| Carl Eller, 1964-78           | 130.5        |
| Jim Marshall, 1961-79         | 128.0        |
| John Randle, 1990-2000        | 114.0        |
| Alan Page, 1967-78            | 108.5        |
| Chris Doleman, 1985-99        | 96.5         |
| Jared Allen, 2008-13          | 96.5         |
| <b>Danielle Hunter, 2015-</b> | <b>81.0</b>  |
| Everson Griffen, 2010-21      | 79.5         |
| Doug Martin, 1980-89          | 61.5         |
| Brian Robinson, 2007-17       | 60.0         |
| Kevin Williams, 2003-13       | 60.0         |

### VIKINGS CAREER SEASONS W/ 10+ SACKS

#### Player, Years

|                               | <i>Seasons</i> |
|-------------------------------|----------------|
| John Randle, 1990-2000        | 8              |
| Carl Eller, 1964-78           | 7              |
| Jared Allen, 2008-13          | 6              |
| <b>Danielle Hunter, 2015-</b> | <b>5</b>       |
| Chris Doleman, 1985-93, 1999  | 5              |
| Alan Page, 1967-78            | 5              |

### VIKINGS CAREER SEASONS W/ 12+ SACKS

#### Player, Years

|                               | <i>Seasons</i> |
|-------------------------------|----------------|
| Jared Allen, 2008-13          | 4              |
| <b>Danielle Hunter, 2015-</b> | <b>3</b>       |

BY THE  
**NUMBERS**

**10**

HUNTER LEADS THE LEAGUE WITH 10.0 SACKS THROUGH THE FIRST NINE WEEKS OF THE 2023 SEASON.

# S HARRISON SMITH



**HEIGHT/WEIGHT:** 6-2/211  
**COLLEGE:** Notre Dame  
**NFL SEASON:** 12  
**VIKINGS SEASON:** 12



Smith made his 161st-career start against the Chargers in Week 3 of 2023, passing LBs Scott Studwell and Roy Winston for the fourth most starts by a Vikings defender in team history.

He is one of six players in the NFL and the only DB to boast a season stat line of at least 60 total tackles and 3.0 sacks through the first nine weeks, and both his tackles and sack totals rank third among all Vikings defenders.

## 2020-23 NFL INTERCEPTIONS, SAFETIES

| Player, Team                              | Interceptions |
|---|---------------|
| Justin Simmons, Denver                    | 18            |
| Quandre Diggs, Seattle                    | 15            |
| Tyrann Mathieu, Kansas City/New Orleans   | 13            |
| Minkah Fitzpatrick, Pittsburgh            | 12            |
| <b>Harrison Smith, Minnesota</b>          | <b>11</b>     |
| Jessie Bates III, Cincinnati/Atlanta      | 11            |
| Jordan Poyer, Buffalo                     | 11            |
| Kevin Byard, Tennessee, Philadelphia      | 10            |
| Tashaun Gipson, Chicago/ San Francisco    | 10            |
| Jordan Whitehead, New York Jets/Tampa Bay | 9             |
| Marcus Williams, New Orleans, Baltimore   | 9             |

## NFL LEADERS - PRO BOWLS BY A DB SINCE 2012

| Player, Team                                 | Pro Bowl Appearances |
|--|----------------------|
| Patrick Peterson, Arizona/Minnesota          | 7                    |
| <b>Harrison Smith, Minnesota</b>             | <b>6</b>             |
| Earl Thomas, Seattle/Baltimore               | 6                    |
| Richard Sherman, Seattle/San Francisco       | 6                    |
| Eric Weddle, San Deigo/Baltimore/LAR         | 5                    |
| Aqib Talib, Tampa Bay/New England/Denver/LAR | 5                    |

## VIKINGS CAREER INTERCEPTION RETURN TDS

| Player, Seasons              | Interceptions TDs |
|------------------------------|-------------------|
| <b>Harrison Smith, 2012-</b> | <b>4</b>          |
| Darren Sharper, 2005-08      | 3                 |
| Jimmy Hitchcock, 1998-99     | 3                 |
| Dewayne Washington, 1994-97  | 3                 |
| Audray McMillian, 1989-93    | 3                 |
| Joey Browner, 1983-91        | 3                 |
| Bobby Bryant, 1968-80        | 3                 |
| Ed Sharockman, 1962-72       | 3                 |
| Rip Hawkins, 1961-65         | 3                 |

## VIKINGS CAREER INTERCEPTION RETURNS OF 50+ YARDS

| Player                         | 50+ Returns                 |
|--------------------------------|-----------------------------|
| <b>Harrison Smith, 2012-18</b> | <b>4 (56t, 81t, 52, 52)</b> |
| Charlie West, 1968-73          | 3 (89, 54, 50)              |

## VIKINGS CAREER SACKS BY A DB

| Player, Seasons              | Sacks       |
|------------------------------|-------------|
| <b>Harrison Smith, 2012-</b> | <b>19.5</b> |
| Joey Browner, 1983-91        | 9.5         |

## SMITH'S INTERCEPTION RETURN TDS

| Game                    | Play                            |
|-------------------------|---------------------------------|
| vs. Arizona, 10/21/12   | 31t INT Return off John Skelton |
| vs. Chicago, 12/9/12    | 56t INT Return off Jay Cutler   |
| at St. Louis, 9/7/14    | 81t INT Return off Austin Davis |
| vs. NY Giants, 12/27/15 | 35t INT Return off Eli Manning  |

## VIKINGS CAREER INTERCEPTIONS

| Player, Seasons                | Interceptions |
|--------------------------------|---------------|
| Paul Krause, 1968-79           | 53            |
| Bobby Bryant, 1968-80          | 51            |
| Ed Sharockman, 1962-72         | 40            |
| Joey Browner, 1983-91          | 37            |
| <b>Harrison Smith, 2012-</b>   | <b>34</b>     |
| Nate Wright, 1971-80           | 31            |
| Carl Lee, 1983-93              | 29            |
| Orlando Thomas, 1995-2001      | 22            |
| John Turner, 1978-83, '85, '87 | 22            |

## VIKINGS SEASON SACKS BY A DB

| Player, Season, Position       | Sacks      |
|--------------------------------|------------|
| Robert Griffith, 1999, S       | 4.0        |
| Mackensie Alexander, 2018, CB  | 4.0        |
| <b>Harrison Smith, 2023, S</b> | <b>3.0</b> |
| <b>Harrison Smith, 2021, S</b> | <b>3.0</b> |
| <b>Harrison Smith, 2018, S</b> | <b>3.0</b> |
| <b>Harrison Smith, 2014, S</b> | <b>3.0</b> |
| Brian Williams, 2003, CB       | 3.0        |
| Joey Browner, 1990, S          | 3.0        |
| Tommy Hannon, 1979, S          | 3.0        |

## VIKINGS CAREER TACKLES BY A DB

| Player, Years                | Tackles      |
|------------------------------|--------------|
| <b>Harrison Smith, 2012-</b> | <b>1,121</b> |
| Tommy Hannon, 1977-84        | 1,056        |
| Joey Browner, 1983-91        | 987          |
| Antoine Winfield, 2005-12    | 769          |
| Robert Griffith, 1994-01     | 714          |

## VIKINGS GAMES PLAYED/STARTED BY A DB

| Player, Position, Years              | GP/GS          |
|--------------------------------------|----------------|
| Paul Krause, S, 1968-79              | 171/150        |
| Carl Lee, CB, 1983-93                | 169/144        |
| <b>Harrison Smith, S, 2012-16/17</b> | <b>168/167</b> |
| Bobby Bryant, CB, 1968-80            | 160/128        |

BY THE  
NUMBERS

3.0

SMITH'S 3.0 SACKS THIS SEASON RANK BEHIND ONLY ROBERT GRIFFITH'S (1999) AND MACKENSIE ALEXANDER'S (2018) 4.0 FOR THE MOST SACKS BY A VIKINGS DB IN A SINGLE SEASON.

## HARRISON'S H.O.F. COMPARISONS

In his 12th NFL season, S Harrison Smith boasts a resume that stacks up against the most recent safeties inducted into the Pro Football Hall of Fame.

### GAMES PLAYED

|                             |            |
|-----------------------------|------------|
| Brian Dawkins .....         | 224        |
| John Lynch .....            | 224        |
| Ronnie Lott .....           | 192        |
| LeRoy Butler.....           | 181        |
| Ed Reed .....               | 174        |
| <b>Harrison Smith .....</b> | <b>168</b> |
| Steve Atwater .....         | 167        |
| Troy Polamalu .....         | 158        |
| Cliff Harris .....          | 141        |
| Kenny Easley .....          | 89         |

### GAMES STARTED

|                             |            |
|-----------------------------|------------|
| Brian Dawkins .....         | 221        |
| John Lynch .....            | 191        |
| Ronnie Lott .....           | 189        |
| Ed Reed .....               | 169        |
| <b>Harrison Smith .....</b> | <b>167</b> |
| Steve Atwater .....         | 166        |
| LeRoy Butler.....           | 165        |
| Troy Polamalu .....         | 142        |
| Cliff Harris .....          | 130        |
| Kenny Easley .....          | 87         |

### CAREER TACKLES \*League stats

|                             |              |
|-----------------------------|--------------|
| Steve Atwater .....         | 1,001        |
| Brian Dawkins .....         | 1,147        |
| Ronnie Lott .....           | 1,146        |
| John Lynch .....            | 1,059        |
| <b>Harrison Smith .....</b> | <b>1,007</b> |
| LeRoy Butler.....           | 889          |
| Troy Polamalu .....         | 783          |
| Ed Reed .....               | 646          |

### CAREER SACKS

|                             |             |
|-----------------------------|-------------|
| Brian Dawkins .....         | 26          |
| LeRoy Butler.....           | 20.5        |
| <b>Harrison Smith .....</b> | <b>19.5</b> |
| John Lynch .....            | 13          |
| Troy Polamalu .....         | 12          |
| Ronnie Lott .....           | 8.5         |
| Kenny Easley .....          | 8           |
| Ed Reed .....               | 6           |
| Steve Atwater .....         | 5           |
| Cliff Harris .....          | 3           |

### CAREER INTS


|                             |           |
|-----------------------------|-----------|
| Ed Reed .....               | 64        |
| Ronnie Lott .....           | 63        |
| LeRoy Butler.....           | 38        |
| Brian Dawkins .....         | 37        |
| <b>Harrison Smith .....</b> | <b>34</b> |
| Kenny Easley .....          | 32        |
| Troy Polamalu .....         | 32        |
| Cliff Harris .....          | 29        |
| John Lynch .....            | 26        |
| Steve Atwater .....         | 24        |

### CAREER INT RETURN YDS

|                             |            |
|-----------------------------|------------|
| Ed Reed .....               | 1,590      |
| Ronnie Lott .....           | 730        |
| Kenny Easley .....          | 538        |
| LeRoy Butler.....           | 533        |
| Brian Dawkins .....         | 513        |
| <b>Harrison Smith .....</b> | <b>498</b> |
| Steve Atwater .....         | 408        |
| Troy Polamalu .....         | 398        |
| Cliff Harris .....          | 281        |
| John Lynch .....            | 204        |

### CAREER INT TD RETURNS

|                             |          |
|-----------------------------|----------|
| Ed Reed .....               | 7        |
| Ronnie Lott .....           | 5        |
| <b>Harrison Smith .....</b> | <b>4</b> |
| Kenny Easley .....          | 3        |
| Troy Polamalu .....         | 3        |
| Brian Dawkins .....         | 2        |
| Steve Atwater .....         | 1        |
| LeRoy Butler.....           | 1        |
| Cliff Harris .....          | 1        |



## SCHEDULE NOTES (RECORDS INCLUDE POSTSEASON GAMES)

**WK 1**  
9/10/23  
(L, 20-17)



**Tampa Bay**  
33-24  
19-10 H

Minnesota dropped its season opener against Tampa Bay, 20-17, at U.S. Bank Stadium, Sept. 10. QB Kirk Cousins finished the game 33-of-44 for 344 yards and two touchdowns. WR Justin Jefferson hauled in nine passes for 150 yards and a touchdown, while rookie WR Jordan Addison accounted for the Vikings first touchdown of the game, a 39-yard reception. On defense, CB Camryn Bynum lead the team with 10 total tackles and OLB Danielle Hunter posted a sack.

**WK 2**  
9/14/23  
(L, 34-28)



**at Philadelphia**  
15-16  
7-12 A

For the second time in as many seasons, the Vikings met the Eagles in Week 2 of the regular season. Despite putting up 14 points in less than seven minutes in the fourth quarter, Philadelphia defeated Minnesota, 34-28. QB Kirk Cousins posted his second-consecutive game with 300-plus passing yards, finishing 31-of-44 for 364 yards and four touchdowns. WR Justin Jefferson recorded 159 yards on 11 receptions. TE T.J. Hockenson accounted for two touchdowns, while rookie WR Jordan Addison and WR K.J. Osborn each had one. Defensively, S Camryn Bynum had a career-high and team-leading 15 tackles, OLB Danielle Hunter registered 3.0 sacks, and S Theo Jackson hauled in his first-career interception.

**WK 3**  
9/24/23  
(L, 28-24)



**Los Angeles**  
8-7  
5-4 H

Despite the Vikings defense forcing four fumbles, Minnesota was bested by Los Angeles in the Week 3 matchup, 28-24. QB Kirk Cousins connected with WR Justin Jefferson, TE Josh Oliver and WR K.J. Osborn for a trio of touchdown passes to go along with his 367 passing yards. Jefferson recorded a team-leading 149 receiving yards and TE T.J. Hockenson had 78 yards on a team-high eight receptions. On defense, CB Akayleb Evans led the Vikings with 11 tackles and also accounted for one of the forced fumbles, the first of his career. CB Byron Murphy, Jr., added 10 tackles, and OLB Danielle Hunter recorded a sack for the third-consecutive game.

**WK 4**  
10/1/23  
(W, 21-13)



**at Carolina**  
11-6  
4-3 A

The Vikings earned their first win of the 2023 season, powering past the Panthers in Week 4. The victory was led by a pair of TD receptions by WR Justin Jefferson and a strong defensive showing by S Harrison Smith and OLB D.J. Wonnum. Smith tallied a team-leading 14 tackles and 3.0 sacks, including a strip sack which Wonnum recovered and returned 51 yards for a touchdown. Wonnum also recorded a sack as did OLB Marcus Davenport.

**WK 5**  
10/8/23  
(L, 27-20)



**Kansas City**  
5-9  
4-3 H

Minnesota dropped its third-straight game at home, losing to the reigning Super Bowl Champion Kansas City Chiefs, 27-20. Rookie WR Jordan Addison led the team with six catches for 64 yards and a touchdown. RB Alexander Mattison also hauled in a touchdown reception. The Vikings special teams unit converted a fake punt with a 15-yard run by Ty Chandler during the second quarter. Defensively, OLBs Marcus Davenport and Danielle Hunter each accounted for a sack.

**WK 6**  
10/15/23  
(W, 19-13)



**at Chicago**  
66-57-2  
27-33-2 A

The Vikings defense forced three turnovers and recorded five sacks en route to leading Minnesota to a 19-13 victory over its divisional rival Chicago Bears. LB Jordan Hicks and CB Byron Murphy, Jr., each had an interception, while Hicks also returned a fumble 42 yards for a touchdown. Additionally, OLB Danielle Hunter tallied 2.0 sacks and S Josh Metellus, DL Harrison Phillips and OLB D.J. Wonnum each had 1.0. Offensively, rookie WR Jordan Addison found the end zone on a 10-yard pass from QB Kirk Cousins in the second quarter.

**WK 7**  
10/23/23  
(W, 22-17)



**San Francisco**  
24-25-1  
16-9 H

Two fourth quarter interceptions courtesy of S Camryn Bynum sealed the victory for the Vikings, 22-17, giving Minnesota its seventh-straight win against the 49ers at home. QB Kirk Cousins recorded his 50th-career 300-yard passing game, going 35-of-45 for 378 yards and two touchdowns. Rookie WR Jordan Addison accounted for a career-high 123 receiving yards and both of Cousins' touchdown passes en route to tallying his first career 100-yard receiving performance. Addison's first touchdown reception concluded an 89-yard drive in the first quarter, Minnesota's longest scoring drive of the season, which was set up by a forced fumble from S Harrison Smith.

**WK 8**  
10/29/23  
(W, 24-10)



**at Green Bay**  
58-65-3  
27-35-3 A

Minnesota captured its third-consecutive victory, defeating Green Bay at Lambeau Field, 24-10. QB Kirk Cousins threw for two touchdowns, finishing 23-of-31 for 274 yards before exiting with an injury in the fourth quarter. WR K.J. Osborn led the team, posting season highs in both receptions (eight) and receiving yards (99), while it was WR Jordan Addison and TE T.J. Hockenson who accounted for touchdown receptions. S Josh Metellus highlight the Vikings day on defense, intercepting Packers QB Jordan Love and returning it 43 yards. Additionally, Minnesota tallied 4.0 sacks, including 2.0 by OLB D.J. Wonnum.



**WK 9**  
11/5/23  
(W, 31-28)



**at Atlanta**  
21-12  
9-7 A

Just five days after being acquired from the Arizona Cardinals, QB Joshua Dobbs made his Minnesota Vikings debut, accounting for three total touchdowns (two passing, one rushing) and a 2-point conversion. He finished 20-of-30 for 158 yards and 66 rushing yards, which marked the third most by a Vikings QB since 2011 (Joe Webb, 109 yards). RB Alexander Mattison and WR Brandon Powell each hauled in a touchdown pass, while TE T.J. Hockenson led the team in both receptions (seven) and receiving yards (69). The Minnesota defense tallied an interception courtesy of CB Byron Murphy, Jr., and a fumble recovery, which was forced by CB Akayleb Evans and recovered by S Josh Metellus. LB Jordan Hicks led the defense with 11 total tackles and captured the Vikings lone sack of the day.

**WK 10**  
11/12/23



**New Orleans**  
24-13  
14-4 H

The Vikings and Saints are set to meet in the States in 2023, having played in London as part of the NFL's International Series in the United Kingdom in 2022. There, the Vikings won with a 47-yard game-winning field goal by Greg Joseph in the final minute of regulation, 28-25.

**WK 11**  
11/19/23



**at Denver**  
8-7  
3-4 A

The Vikings and Broncos will play in Denver for the first time since 2015. Minnesota aims to win its first game in Denver since Oct. 31, 1999. In their last regular-season meeting in 2019, the Vikings overcame a 20-point deficit. The comeback was the largest by the Vikings since 1992 before Minnesota erased a 33-point deficit against the Colts in 2022.

**WK 12**  
11/27/23



**Chicago**  
65-57-2  
39-24 H

The Vikings and Bears second meeting of 2023 comes in Week 12. When playing the Bears at home, the Vikings own a 39-24 edge in the series history. In the overall series, the Vikings have swept the Bears the past two seasons. This will mark the 17th *Monday Night Football* contest between Minnesota and Chicago. The Vikings have played more *MONF* games against the Bears than any other team.

**WK 14**  
12/10/23



**at Las Vegas**  
6-10  
2-5 A

The Vikings are set to play the Raiders for the first time since the team moved to Las Vegas in 2020. It will be Minnesota's first trip to Allegiant Stadium during the regular season. During the teams' last matchup in 2019, Minnesota defeated Oakland 34-14, securing the 500th win in team history.

**WK 15**  
TBD



**at Cincinnati**  
7-7  
1-7 A

Minnesota will travel to Cincinnati for just the ninth time in the series history, seeking its first win there since 1992. In the 2021 season opener at Paycor Stadium, Kirk Cousins passed for 351 yards, two touchdowns and zero interceptions, marking the third time he has recorded that stat line as a Viking. Minnesota was ultimately defeated by Cincinnati in overtime, 27-24.

**WK 16**  
12/24/23



**Detroit**  
80-41-2  
43-16-1 H

The Vikings will host the Lions for a Christmas Eve contest in 2023. QB Kirk Cousins completed a 28-yard pass to K.J. Osborn with 45 seconds remaining in Minnesota's 28-24 win in Week 3 of 2022. Vikings Head Coach Kevin O'Connell had a brief stint with the Detroit Lions after being claimed by the team during the 2009 preseason but was later traded to the New York Jets.

**WK 17**  
12/31/23



**Green Bay**  
57-65-3  
31-30 H

Minnesota has won each of the last two meetings against Green Bay at home, defeating the Packers 23-7 in 2022 and 34-31 in 2021. Green Bay last paid a visit to Minnesota for the 2022 season opener when then first-year Vikings Head Coach Kevin O'Connell earned his first-career victory. This will be the first home matchup since QB Aaron Rodgers was traded to the Jets after playing for the team from 2005-22. Three of the top-10 highest attendances recorded at U.S. Bank Stadium have come against the Packers, including the attendance record for a home game of 67,157, which occurred Dec. 23, 2019.

**WK 18**  
TBD



**at Detroit**  
80-41-2  
36-25-1 A

At Detroit in 2022, Justin Jefferson caught 11 passes for a career-high 223 yards receiving, setting a new team regular-season record for most yards receiving in a single game. His 223 yards were also the most in a single game among any player in 2022. In his three career games played at Detroit, Jefferson has never recorded less than 133 yards receiving.

## NFL INTERNATIONAL FLAG DECAL INITIATIVE

For the second-consecutive season, the NFL is providing players and coaches the opportunity to represent their international heritages and backgrounds through the International Flag Helmet Decal initiative.

The NFL is home to thousands of players and coaches from different cultures and backgrounds. To celebrate their heritage and to support the growth of football around the world, all NFL players are eligible to wear the decal of another nation's flag (in addition to the U.S. flag) beginning in Week 7 for the duration of the 2023 season. Coaches will be eligible to wear a patch in place of a decal.

To qualify for the initiative, participants must be able to establish a clear connection to a country by meeting one of the following stipulations:

- A player/coach, one of their parents or one of their grandparents was born in another country.
- A player/coach lived in another country for at least two years.

The Minnesota Vikings have 11 players and three coaches participating in the 2023 initiative:

| <b>PLAYER</b>          | <b>COUNTRY</b> | <b>COACH</b>          | <b>COUNTRY</b> |
|------------------------|----------------|-----------------------|----------------|
| Junior Aho .....       | France         | Imarjaye Albury ..... | Bahamas        |
| Brian Asamoah II ..... | Ghana          | Brian Flores.....     | Honduras       |
| Camryn Bynum .....     | Philippines    | Dalmin Gibson .....   | Belize         |
| N'Keal Harry.....      | St. Vincent    |                       |                |
| Danielle Hunter.....   | Jamaica        |                       |                |
| Pat Jones II.....      | Japan          |                       |                |
| Greg Joseph.....       | South Africa   |                       |                |
| William Kwenkeu.....   | Cameroon       |                       |                |
| Kene Nwangwu.....      | Nigeria        |                       |                |
| Khyiris Tonga .....    | Tonga          |                       |                |
| Olisaemeka Udoh.....   | Nigeria        |                       |                |





**Vikings Rank No. 1**


During the 2023 offseason, the NFL Players Association released “free agency report cards” for all 32 teams that revealed results of a player survey on topics ranging from quality of team facilities and programming to treatment of player families.

Minnesota came in first among all 32 teams. The Vikings, headquartered at Twin Cities Orthopedics Performance Center, received A-plus grades in strength coaches, training room, training staff and locker room. They tied for first place in all four categories. The Vikings were also given As for team travel, weight room and treatment of families, and they received an A-minus in food service/nutrition.

The NFLPA wrote the following:

“The Minnesota Vikings are ranked as the best team in our guide. [One hundred percent] of the players feel like [Owner/Chairman] Zygi Wilf [and Owner/President Mark Wilf are] willing to spend money to upgrade the facilities, and that assessment makes sense since the Vikings have gone through three significant upgrades in recent years. Their facility was [built in 2018] and is considered state-of-the-art. This past year, they replaced former [Head Coach] Mike Zimmer with Kevin O’Connell, who through his first year is regarded as one of the most player-friendly head coaches. [...] The Minnesota Vikings are a shining example of what is possible when a concerted investment is made in both staffing and facilities.”

When asked about the results, Vikings Head Coach Kevin O’Connell called it a “huge priority” to foster a culture and environment that’s deemed desirable for not only players but also their families.




“One of the things that I look back on a year ago, and I think about is using words like connecting with our players and the collaboration that goes into what pro football should be at this level,” O’Connell said. “It goes so much beyond those words, and people kind of chuckle sometimes as you use some of these cliché-like words; well, they’re not cliché when you go to work every day and try to join with a great group of people and a great support staff at every level of our organization. It’s not a cliché when people make that our mission statement, to provide the premier place to go to work and improve both personally and collectively as a team in our league means a lot to us.”

“I don’t think you can say all of that without thanking our ownership. Our beautiful facility and both our training facility and [U.S. Bank Stadium] – in my opinion, one of the best home atmospheres in our league – and then it’s the people,” he continued. “We talk a lot about culture. Culture is people, and it’s something we strive to work on every single day, and I think our players feel that.”

“I’m thankful for our players and their communication with us to help make that happen,” he said. “I like to think we’re only going up from here.”

Vikings Owner/President Mark Wilf added, “It’s a capstone to a lot of investment, but it’s also a testament to the people in our building. We want to make sure we’re a world-class, first-class operation. But we’re never going to rest on our laurels. We’re always going to make sure to keep moving.”



## GLOBAL MARKETS PROGRAM

### Minnesota & Beyond

The Global Markets Program, which launched in January 2022, was previously referred to as the International Home Marketing Areas program. The program grants NFL clubs access to international markets for marketing, fan engagement and commercialization activations as part of an important, long-term strategic effort to enable clubs to build their brands globally while driving NFL fan growth beyond the United States.

Currently, the Minnesota Vikings have IHMA rights in the United Kingdom and Canada through 2026.

“This is an excellent opportunity to directly engage with Vikings fans across the world, as well as grow our fan base and cultivate interest in the game of football,” said Vikings Owner/President Mark Wilf. “With the geographic proximity and our already-established Canadian fans, including hundreds of passionate season ticket members, Canada is a tremendous fit for us. We have also seen the strength of our international Vikings fans during the team’s previous games in London and with the launch of our UK Vikings social media channels in 2018, so both of these markets have natural ties.”



## NETFLIX: QUARTERBACK

### Behind-the-Scenes with QB1

The Netflix series, Quarterback, goes in-depth and behind-the-scenes with Vikings QB Kirk Cousins. The eight-episode docuseries was released July 12, 2023, and provides never-before-seen access into life as a quarterback in the NFL, both on-and-off the field.

Cousins is one of three quarterbacks who were followed during the 2022 NFL season by NFL Films crews, along with Patrick Mahomes of Kansas City and Marcus Mariota, who is now with Philadelphia but played for Atlanta last season.

While he admits he was a little nervous at first, Cousins said he appreciated the support from Vikings Ownership, Head Coach Kevin O’Connell, and General Manager Kwesi Adofo-Mensah as the NFL Films crew mic’d him up for every game as well as at different parts of the work week.

“I think it was a big help that the Vikings allowed them to be around. I think it was not the easiest thing to do, to let them into a couple different settings here and there, so the fact that they let them in says a lot about the organization’s willingness to help,” Cousins said.

Footage includes time with Cousins at Twin Cities Orthopedics Performance Center in meeting rooms and the cold tub therapy pool, the Vikings locker room at U.S. Bank Stadium and visitors’ locker rooms at other venues.

There are also interviews at Cousins’ homes in Minnesota and Michigan, where he reflects on his football journey.

The greatest access point to better understanding the position, however, is the entry Cousins grants to his mind and process. “The hope was that people would get maybe a little bit more of an inside look at what it’s like – that was the hope,” Cousins explains.



## 2023 COMMUNICATIONS STAFF



**JEFF ANDERSON**  
Executive Vice President &  
Chief Communications Officer  
612-247-4482  
andersonj@vikings.nfl.net



**CARLY BONK**  
Communications Manager  
612-718-4093  
bonkc@vikings.nfl.net



**JON EKSTROM**  
Senior Director,  
Communications  
612-418-6265  
ekstromj@vikings.nfl.net



**SARAH JORAM**  
Communications Coordinator  
612-214-5330  
jorams@vikings.nfl.net



**SAM NEWTON**  
Director, Communications  
612-965-4712  
newtons@vikings.nfl.net



**KORI BAER**  
Communications Associate  
651-350-8201  
baerk@vikings.nfl.net

## SOCIAL MEDIA CHANNELS



**MINNESOTA VIKINGS**



**@VIKINGS**



**@VIKINGS**



**@VIKINGSPR**



**@VIKINGS**



**@VIKINGS**





# VITALS

**2023 MINNESOTA VIKINGS**

# ROSTER/ALPHABETICAL

| NO.                        | NAME                | POS | HT   | WT  | DOB        | EXP | COLLEGE          | HOMETOWN               | HOW ACQ     |
|----------------------------|---------------------|-----|------|-----|------------|-----|------------------|------------------------|-------------|
| 3                          | Addison, Jordan     | WR  | 5-11 | 175 | 1/27/2002  | R   | USC              | Frederick, Md.         | D1 '23      |
| 78                         | Adeniji, Hakeem     | T   | 6-4  | 315 | 12/8/1997  | 4   | Kansas           | Garland, Texas         | FA '23      |
| 31                         | Akers, Cam          | RB  | 5-10 | 217 | 6/22/1999  | 4   | Florida State    | Clinton, Miss.         | T (LAR) '23 |
| 33                         | Asamoah II, Brian   | LB  | 6-0  | 226 | 3/29/2000  | 2   | Oklahoma         | Columbus, Ohio         | D3 '22      |
| 5                          | Blackmon, Mekhi     | CB  | 5-11 | 178 | 3/18/1999  | R   | USC              | San Palo Alto, Calif.  | D3b '23     |
| 23                         | Booth Jr., Andrew   | CB  | 6-0  | 194 | 9/28/2000  | 2   | Clemson          | Dacula, Ga.            | D2a '22     |
| 56                         | Bradbury, Garrett   | C   | 6-3  | 300 | 6/20/1995  | 5   | NC State         | Charlotte, N.C.        | D1 '19      |
| 64                         | Brandel, Blake      | G   | 6-7  | 315 | 1/23/1997  | 3   | Oregon State     | Milwaukie, Ore.        | D6a '20     |
| 90                         | Bullard, Jonathan   | DL  | 6-3  | 290 | 10/22/1993 | 8   | Florida          | Shelby, N.C.           | FA '22      |
| 24                         | Bynum, Camryn       | S   | 6-0  | 200 | 7/19/1998  | 3   | California       | Corona, Calif.         | D4b '21     |
| 55                         | Carter II, Andre    | OLB | 6-6  | 256 | 3/28/2000  | R   | Army             | Missouri City, Texas   | UDFA '23    |
| 32                         | Chandler, Ty        | RB  | 5-11 | 204 | 5/12/1998  | 2   | North Carolina   | Nashville, Tenn.       | D5b '22     |
| 6                          | Cine, Lewis         | S   | 6-2  | 199 | 10/5/1999  | 2   | Georgia          | Everett, Mass.         | D1 '22      |
| 71                         | Darrisaw, Christian | T   | 6-5  | 315 | 6/2/1999   | 3   | Virginia Tech    | Upper Marlboro, Md.    | D1 '21      |
| 42                         | DePaola, Andrew     | LS  | 6-1  | 229 | 7/28/1987  | 9   | Rutgers          | Parkton, Md.           | FA '20      |
| 15                         | Dobbs, Joshua       | QB  | 6-3  | 220 | 1/26/1995  | 7   | Tennessee        | Alpharetta, Ga.        | T (ARI) '23 |
| 45                         | Dye, Troy           | LB  | 6-3  | 225 | 9/18/1996  | 4   | Oregon           | Norco, Calif.          | D4c '20     |
| 21                         | Evans, Akayleb      | CB  | 6-2  | 198 | 6/22/1999  | 2   | Missouri         | McKinney, Texas        | D4 '22      |
| 16                         | Hall, Jaren         | QB  | 6-0  | 207 | 3/24/1998  | R   | BYU              | Spanish Fork, Utah     | D5c '23     |
| 30                         | Ham, C.J.           | FB  | 5-11 | 250 | 7/22/1993  | 7   | Augustana        | Duluth, Minn.          | UDFA '16    |
| 13                         | Harry, N'Keal       | WR  | 6-4  | 225 | 12/17/1997 | 5   | Arizona State    | Chandler, Ariz.        | FA '23      |
| 58                         | Hicks, Jordan       | LB  | 6-1  | 236 | 6/27/1992  | 9   | Texas            | Cincinnati, Ohio       | FA '22      |
| 87                         | Hockenson, T.J.     | TE  | 6-5  | 248 | 7/3/1997   | 5   | Iowa             | Chariton, Iowa         | T (DET) '22 |
| 99                         | Hunter, Danielle    | OLB | 6-5  | 263 | 10/29/1994 | 9   | LSU              | Katy, Texas            | D3 '15      |
| 67                         | Ingram, Ed          | G   | 6-3  | 307 | 2/11/1999  | 2   | LSU              | DeSoto, Texas          | D2b '22     |
| 25                         | Jackson, Theo       | S   | 6-1  | 198 | 10/2/1998  | 2   | Tennessee        | Overton, Tenn.         | FA '22      |
| 9                          | Jackson, Trishton   | WR  | 6-1  | 191 | 3/9/1998   | 2   | Syracuse         | West Bloomfield, Mich. | PS '21      |
| 91                         | Jones II, Pat       | OLB | 6-4  | 264 | 9/29/1998  | 3   | Pittsburgh       | Chesapeake, Va.        | D3d '21     |
| 1                          | Joseph, Greg        | K   | 6-0  | 206 | 8/4/1994   | 6   | Florida Atlantic | Boca Raton, Fla.       | FA '21      |
| 94                         | Lowry, Dean         | DL  | 6-6  | 296 | 6/9/1994   | 8   | Northwestern     | Rockford, Ill.         | FA '23      |
| 2                          | Mattison, Alexander | RB  | 5-11 | 215 | 6/19/1998  | 5   | Boise State      | San Bernardino, Calif. | D3 '19      |
| 44                         | Metellus, Josh      | S   | 5-11 | 207 | 1/21/1998  | 4   | Michigan         | Pembroke Pines, Fla.   | D6b '20     |
| 86                         | Mundt, Johnny       | TE  | 6-4  | 233 | 11/23/1994 | 6   | Oregon           | Modesto, Calif.        | FA '22      |
| 7                          | Murphy Jr., Byron   | CB  | 5-11 | 190 | 1/18/1998  | 5   | Washington       | Scottsdale, Ariz.      | FA '23      |
| 34                         | Muse, Nick          | TE  | 6-5  | 252 | 11/25/1998 | 2   | South Carolina   | Belmont, N.C.          | D7 '22      |
| 83                         | Nailor, Jalen       | WR  | 6-0  | 190 | 3/2/1999   | 2   | Michigan State   | Palmdale, Calif.       | D6b '22     |
| 26                         | Nwangwu, Kene       | RB  | 6-1  | 210 | 2/9/1998   | 3   | Iowa State       | Frisco, Texas          | D4a '21     |
| 75                         | O'Neill, Brian      | T   | 6-7  | 310 | 9/15/1995  | 6   | Pittsburgh       | Wilmington, Del.       | D2 '18      |
| 84                         | Oliver, Josh        | TE  | 6-5  | 259 | 3/21/1997  | 5   | San Jose State   | Paso Robles, Calif.    | FA '23      |
| 17                         | Osborn, K.J.        | WR  | 5-11 | 203 | 6/10/1997  | 4   | Miami            | Ypsilanti, Mich.       | D5b '20     |
| 40                         | Pace Jr., Ivan      | LB  | 5-10 | 231 | 12/16/2000 | R   | Cincinnati       | Cincinnati, Ohio       | UDFA '23    |
| 97                         | Phillips, Harrison  | DL  | 6-3  | 307 | 1/25/1996  | 6   | Stanford         | Omaha, Neb.            | FA '22      |
| 4                          | Powell, Brandon     | WR  | 5-8  | 181 | 9/12/1995  | 5   | Florida          | Deerfield Beach, Fla.  | FA '23      |
| 76                         | Quessenberry, David | T   | 6-5  | 310 | 8/24/1990  | 5   | San Jose State   | Encinitas, Calif.      | FA '23      |
| 66                         | Risner, Dalton      | G   | 6-5  | 312 | 7/13/1995  | 5   | Kansas State     | Wiggins, Colo.         | FA '23      |
| 93                         | Roy, Jaquelin       | DL  | 6-3  | 305 | 10/22/2000 | R   | LSU              | Baton Rouge, La.       | D5a '23     |
| 65                         | Schlottmann, Austin | C   | 6-6  | 300 | 9/18/1995  | 5   | TCU              | Brenham, Texas         | FA '22      |
| 22                         | Smith, Harrison     | S   | 6-2  | 211 | 2/2/1989   | 12  | Notre Dame       | Knoxville, Tenn.       | D1b '12     |
| 11                         | Thompson, Najee     | CB  | 5-11 | 205 | 7/7/2000   | R   | Georgia Southern | Boiling Springs, S.C.  | UDFA '23    |
| 95                         | Tonga, Khyiris      | DL  | 6-4  | 338 | 7/7/1996   | 3   | BYU              | West Valley, Utah      | FA '22      |
| 20                         | Ward, Jay           | S   | 6-1  | 188 | 7/13/2000  | R   | LSU              | Moultrie, Ga.          | D4 '23      |
| 98                         | Wonnum, D.J.        | OLB | 6-5  | 258 | 10/31/1997 | 4   | South Carolina   | Stone Mountain, Ga.    | D4a '20     |
| 14                         | Wright, Ryan        | P   | 6-3  | 245 | 6/1/2000   | 2   | Tulane           | San Ramon, Calif.      | UDFA '22    |
| <b>Practice Squad (17)</b> |                     |     |      |     |            |     |                  |                        |             |
| 73                         | Aho, Junior         | DL  | 6-4  | 272 | 2/21/1999  | R   | SMU              | Nice, France           | IPP '23     |
| 85                         | Chisena, Dan        | WR  | 6-3  | 203 | 2/25/1997  | 3   | Penn State       | Downingtown, Pa.       | FA '23      |
| 63                         | Cronk, Coy          | OL  | 6-4  | 318 | 1/18/1998  | 2   | Iowa             | Lafayette, Ind.        | FA '23      |
| 52                         | Day, Sheldon        | DL  | 6-1  | 294 | 7/1/1994   | 7   | Notre Dame       | Indianapolis, Ind.     | PS '22      |
| 96                         | Dogbe, Michael      | DL  | 6-3  | 280 | 5/5/1996   | 5   | Temple           | Morris Plains, N.J.    | FA '23      |
| 82                         | Fumagalli, Troy     | TE  | 6-6  | 248 | 2/17/1995  | 5   | Wisconsin        | Aurora, Ill.           | FA '23      |

# ROSTER/ALPHABETICAL

|                            |                   |     |      |     |           |    |                      |                    |            |
|----------------------------|-------------------|-----|------|-----|-----------|----|----------------------|--------------------|------------|
| 81                         | Jackson, Lucky    | WR  | 6-0  | 186 | 7/17/1997 | R  | Western Kentucky     | Lexington, Ky.     | FA '23     |
| 19                         | Mannion, Sean     | QB  | 6-6  | 230 | 4/25/1992 | 8  | Oregon State         | Pleasanton, Calif. | FA '23     |
| 27                         | McBride, DeWayne  | RB  | 5-10 | 209 | 7/8/2001  | R  | UAB                  | Starke, Fla.       | D7 '23     |
| 79                         | Robinson, Tyrese  | G   | 6-3  | 317 | 8/21/1999 | 1  | Oklahoma             | Boyd, Texas        | FA '23     |
| 48                         | Roche, Quincy     | OLB | 6-3  | 245 | 2/10/1998 | 2  | Miami                | Randallstown, Md.  | FA '23     |
| 50                         | Smith, T.J.       | DL  | 6-3  | 300 | 4/19/1997 | 2  | Arkansas             | Moultrie, Ga.      | PS '21     |
| 89                         | Thomas, Thayer    | WR  | 6-0  | 195 | 5/20/1998 | R  | NC State             | Wake Forest, N.C.  | UDFA '23   |
| 59                         | Vigil, Nick       | LB  | 6-2  | 230 | 8/20/1993 | 8  | Utah State           | Plain City, Utah   | FA '23     |
| 51                         | Whitley, Benton   | OLB | 6-3  | 260 | 2/12/1999 | 2  | Holy Cross           | Springfield, Mass. | FA '22     |
| 38                         | Williams, Jaylin  | CB  | 5-10 | 195 | 2/26/2000 | R  | Indiana              | Memphis, Tenn.     | UDFA '23   |
| 29                         | Williams, Joejuan | CB  | 6-3  | 212 | 12/6/1997 | 5  | Vanderbilt           | Nashville, Tenn.   | FA '23     |
| <b>Reserve/NFIN (1)</b>    |                   |     |      |     |           |    |                      |                    |            |
| 62                         | Reed, Chris       | G   | 6-3  | 314 | 7/22/1992 | 8  | Minnesota State      | Omaha, Neb.        | FA '22     |
| <b>Injured Reserve (8)</b> |                   |     |      |     |           |    |                      |                    |            |
| 8                          | Cousins, Kirk     | QB  | 6-3  | 205 | 8/19/1988 | 12 | Michigan State       | Holland, Mich.     | FA '18     |
| 0                          | Davenport, Marcus | OLB | 6-6  | 265 | 9/4/1996  | 6  | Texas-San Antonio    | San Antonio, Texas | FA '23     |
| 18                         | Jefferson, Justin | WR  | 6-1  | 195 | 6/16/1999 | 4  | LSU                  | St. Rose, La.      | D1a '20    |
| ##                         | Knowles, Malik    | WR  | 6-2  | 196 | 8/17/2000 | R  | Kansas State         | Mansfield, Texas   | UDFA '23   |
| 47                         | Kwenkeu, William  | LB  | 6-1  | 235 | 1/8/1997  | 2  | Temple               | Waldorf, Md.       | UDFA '22   |
| 92                         | Lynch, James      | DL  | 6-4  | 295 | 1/20/1999 | 4  | Baylor               | Round Rock, Texas  | D4b '20    |
| 12                         | Mullens, Nick     | QB  | 6-0  | 210 | 3/21/1995 | 6  | Southern Mississippi | Hoover, Ala.       | T (LV) '22 |
| 74                         | Udoh, Olisaemeka  | T   | 6-6  | 320 | 2/14/1997 | 5  | Elon                 | Fayetteville, N.C. | D6c '19    |



# ROSTER/NUMERICAL

| NO.                        | NAME                | POS | HT   | WT  | DOB        | EXP | COLLEGE          | HOMETOWN               | HOW ACQ     |
|----------------------------|---------------------|-----|------|-----|------------|-----|------------------|------------------------|-------------|
| 1                          | Joseph, Greg        | K   | 6-0  | 206 | 8/4/1994   | 6   | Florida Atlantic | Boca Raton, Fla.       | FA '21      |
| 2                          | Mattison, Alexander | RB  | 5-11 | 215 | 6/19/1998  | 5   | Boise State      | San Bernardino, Calif. | D3 '19      |
| 3                          | Addison, Jordan     | WR  | 5-11 | 175 | 1/27/2002  | R   | USC              | Frederick, Md.         | D1 '23      |
| 4                          | Powell, Brandon     | WR  | 5-8  | 181 | 9/12/1995  | 5   | Florida          | Deerfield Beach, Fla.  | FA '23      |
| 5                          | Blackmon, Mekhi     | CB  | 5-11 | 178 | 3/18/1999  | R   | USC              | San Palo Alto, Calif.  | D3b '23     |
| 6                          | Cine, Lewis         | S   | 6-2  | 199 | 10/5/1999  | 2   | Georgia          | Everett, Mass.         | D1 '22      |
| 7                          | Murphy Jr., Byron   | CB  | 5-11 | 190 | 1/18/1998  | 5   | Washington       | Scottsdale, Ariz.      | FA '23      |
| 9                          | Jackson, Trishton   | WR  | 6-1  | 191 | 3/9/1998   | 2   | Syracuse         | West Bloomfield, Mich. | PS '21      |
| 11                         | Thompson, Najee     | CB  | 5-11 | 205 | 7/7/2000   | R   | Georgia Southern | Boiling Springs, S.C.  | UDFA '23    |
| 13                         | Harry, N'Keal       | WR  | 6-4  | 225 | 12/17/1997 | 5   | Arizona State    | Chandler, Ariz.        | FA '23      |
| 14                         | Wright, Ryan        | P   | 6-3  | 245 | 6/1/2000   | 2   | Tulane           | San Ramon, Calif.      | UDFA '22    |
| 15                         | Dobbs, Joshua       | QB  | 6-3  | 220 | 1/26/1995  | 7   | Tennessee        | Alpharetta, Ga.        | T (ARI) '23 |
| 16                         | Hall, Jaren         | QB  | 6-0  | 207 | 3/24/1998  | R   | BYU              | Spanish Fork, Utah     | D5c '23     |
| 17                         | Osborn, K.J.        | WR  | 5-11 | 203 | 6/10/1997  | 4   | Miami            | Ypsilanti, Mich.       | D5b '20     |
| 20                         | Ward, Jay           | S   | 6-1  | 188 | 7/13/2000  | R   | LSU              | Moultrie, Ga.          | D4 '23      |
| 21                         | Evans, Akayleb      | CB  | 6-2  | 198 | 6/22/1999  | 2   | Missouri         | McKinney, Texas        | D4 '22      |
| 22                         | Smith, Harrison     | S   | 6-2  | 211 | 2/2/1989   | 12  | Notre Dame       | Knoxville, Tenn.       | D1b '12     |
| 23                         | Booth Jr., Andrew   | CB  | 6-0  | 194 | 9/28/2000  | 2   | Clemson          | Dacula, Ga.            | D2a '22     |
| 24                         | Bynum, Camryn       | S   | 6-0  | 200 | 7/19/1998  | 3   | California       | Corona, Calif.         | D4b '21     |
| 25                         | Jackson, Theo       | S   | 6-1  | 198 | 10/2/1998  | 2   | Tennessee        | Overton, Tenn.         | FA '22      |
| 26                         | Nwangwu, Kene       | RB  | 6-1  | 210 | 2/9/1998   | 3   | Iowa State       | Frisco, Texas          | D4a '21     |
| 30                         | Ham, C.J.           | FB  | 5-11 | 250 | 7/22/1993  | 7   | Augustana        | Duluth, Minn.          | UDFA '16    |
| 31                         | Akers, Cam          | RB  | 5-10 | 217 | 6/22/1999  | 4   | Florida State    | Clinton, Miss.         | T (LAR) '23 |
| 32                         | Chandler, Ty        | RB  | 5-11 | 204 | 5/12/1998  | 2   | North Carolina   | Nashville, Tenn.       | D5b '22     |
| 33                         | Asamoah II, Brian   | LB  | 6-0  | 226 | 3/29/2000  | 2   | Oklahoma         | Columbus, Ohio         | D3 '22      |
| 34                         | Muse, Nick          | TE  | 6-5  | 252 | 11/25/1998 | 2   | South Carolina   | Belmont, N.C.          | D7 '22      |
| 40                         | Pace Jr., Ivan      | LB  | 5-10 | 231 | 12/16/2000 | R   | Cincinnati       | Cincinnati, Ohio       | UDFA '23    |
| 42                         | DePaola, Andrew     | LS  | 6-1  | 229 | 7/28/1987  | 9   | Rutgers          | Parkton, Md.           | FA '20      |
| 44                         | Metellus, Josh      | S   | 5-11 | 207 | 1/21/1998  | 4   | Michigan         | Pembroke Pines, Fla.   | D6b '20     |
| 45                         | Dye, Troy           | LB  | 6-3  | 225 | 9/18/1996  | 4   | Oregon           | Norco, Calif.          | D4c '20     |
| 55                         | Carter II, Andre    | OLB | 6-6  | 256 | 3/28/2000  | R   | Army             | Missouri City, Texas   | UDFA '23    |
| 56                         | Bradbury, Garrett   | C   | 6-3  | 300 | 6/20/1995  | 5   | NC State         | Charlotte, N.C.        | D1 '19      |
| 58                         | Hicks, Jordan       | LB  | 6-1  | 236 | 6/27/1992  | 9   | Texas            | Cincinnati, Ohio       | FA '22      |
| 64                         | Brandel, Blake      | G   | 6-7  | 315 | 1/23/1997  | 3   | Oregon State     | Milwaukie, Ore.        | D6a '20     |
| 65                         | Schlottmann, Austin | C   | 6-6  | 300 | 9/18/1995  | 5   | TCU              | Brenham, Texas         | FA '22      |
| 66                         | Risner, Dalton      | G   | 6-5  | 312 | 7/13/1995  | 5   | Kansas State     | Wiggins, Colo.         | FA '23      |
| 67                         | Ingram, Ed          | G   | 6-3  | 307 | 2/11/1999  | 2   | LSU              | DeSoto, Texas          | D2b '22     |
| 71                         | Darrisaw, Christian | T   | 6-5  | 315 | 6/2/1999   | 3   | Virginia Tech    | Upper Marlboro, Md.    | D1 '21      |
| 75                         | O'Neill, Brian      | T   | 6-7  | 310 | 9/15/1995  | 6   | Pittsburgh       | Wilmington, Del.       | D2 '18      |
| 76                         | Quessenberry, David | T   | 6-5  | 310 | 8/24/1990  | 5   | San Jose State   | Encinitas, Calif.      | FA '23      |
| 78                         | Adeniji, Hakeem     | T   | 6-4  | 315 | 12/8/1997  | 4   | Kansas           | Garland, Texas         | FA '23      |
| 83                         | Nailor, Jalen       | WR  | 6-0  | 190 | 3/2/1999   | 2   | Michigan State   | Palmdale, Calif.       | D6b '22     |
| 84                         | Oliver, Josh        | TE  | 6-5  | 259 | 3/21/1997  | 5   | San Jose State   | Paso Robles, Calif.    | FA '23      |
| 86                         | Mundt, Johnny       | TE  | 6-4  | 233 | 11/23/1994 | 6   | Oregon           | Modesto, Calif.        | FA '22      |
| 87                         | Hockenson, T.J.     | TE  | 6-5  | 248 | 7/3/1997   | 5   | Iowa             | Chariton, Iowa         | T (DET) '22 |
| 90                         | Bullard, Jonathan   | DL  | 6-3  | 290 | 10/22/1993 | 8   | Florida          | Shelby, N.C.           | FA '22      |
| 91                         | Jones II, Pat       | OLB | 6-4  | 264 | 9/29/1998  | 3   | Pittsburgh       | Chesapeake, Va.        | D3d '21     |
| 93                         | Roy, Jaquelin       | DL  | 6-3  | 305 | 10/22/2000 | R   | LSU              | Baton Rouge, La.       | D5a '23     |
| 94                         | Lowry, Dean         | DL  | 6-6  | 296 | 6/9/1994   | 8   | Northwestern     | Rockford, Ill.         | FA '23      |
| 95                         | Tonga, Khyiris      | DL  | 6-4  | 338 | 7/7/1996   | 3   | BYU              | West Valley, Utah      | FA '22      |
| 97                         | Phillips, Harrison  | DL  | 6-3  | 307 | 1/25/1996  | 6   | Stanford         | Omaha, Neb.            | FA '22      |
| 98                         | Wonnum, D.J.        | OLB | 6-5  | 258 | 10/31/1997 | 4   | South Carolina   | Stone Mountain, Ga.    | D4a '20     |
| 99                         | Hunter, Danielle    | OLB | 6-5  | 263 | 10/29/1994 | 9   | LSU              | Katy, Texas            | D3 '15      |
| <b>Practice Squad (17)</b> |                     |     |      |     |            |     |                  |                        |             |
| 19                         | Mannion, Sean       | QB  | 6-6  | 230 | 4/25/1992  | 8   | Oregon State     | Pleasanton, Calif.     | FA '23      |
| 27                         | McBride, DeWayne    | RB  | 5-10 | 209 | 7/8/2001   | R   | UAB              | Starke, Fla.           | D7 '23      |
| 29                         | Williams, Joejuan   | CB  | 6-3  | 212 | 12/6/1997  | 5   | Vanderbilt       | Nashville, Tenn.       | FA '23      |
| 38                         | Williams, Jaylin    | CB  | 5-10 | 195 | 2/26/2000  | R   | Indiana          | Memphis, Tenn.         | UDFA '23    |
| 48                         | Roche, Quincy       | OLB | 6-3  | 245 | 2/10/1998  | 2   | Miami            | Randallstown, Md.      | FA '23      |
| 50                         | Smith, T.J.         | DL  | 6-3  | 300 | 4/19/1997  | 2   | Arkansas         | Moultrie, Ga.          | PS '21      |

# ROSTER/NUMERICAL

|                            |                   |     |     |     |           |    |                      |                     |            |
|----------------------------|-------------------|-----|-----|-----|-----------|----|----------------------|---------------------|------------|
| 51                         | Whitley, Benton   | OLB | 6-3 | 260 | 2/12/1999 | 2  | Holy Cross           | Springfield, Mass.  | FA '22     |
| 52                         | Day, Sheldon      | DL  | 6-1 | 294 | 7/1/1994  | 7  | Notre Dame           | Indianapolis, Ind.  | PS '22     |
| 59                         | Vigil, Nick       | LB  | 6-2 | 230 | 8/20/1993 | 8  | Utah State           | Plain City, Utah    | FA '23     |
| 63                         | Cronk, Coy        | OL  | 6-4 | 318 | 1/18/1998 | 2  | Iowa                 | Lafayette, Ind.     | FA '23     |
| 73                         | Aho, Junior       | DL  | 6-4 | 272 | 2/21/1999 | R  | SMU                  | Nice, France        | IPP '23    |
| 79                         | Robinson, Tyrese  | G   | 6-3 | 317 | 8/21/1999 | 1  | Oklahoma             | Boyd, Texas         | FA '23     |
| 81                         | Jackson, Lucky    | WR  | 6-0 | 186 | 7/17/1997 | R  | Western Kentucky     | Lexington, Ky.      | FA '23     |
| 82                         | Fumagalli, Troy   | TE  | 6-6 | 248 | 2/17/1995 | 5  | Wisconsin            | Aurora, Ill.        | FA '23     |
| 85                         | Chisena, Dan      | WR  | 6-3 | 203 | 2/25/1997 | 3  | Penn State           | Downingtown, Pa.    | FA '23     |
| 89                         | Thomas, Thayer    | WR  | 6-0 | 195 | 5/20/1998 | R  | NC State             | Wake Forest, N.C.   | UDFA '23   |
| 96                         | Dogbe, Michael    | DL  | 6-3 | 280 | 5/5/1996  | 5  | Temple               | Morris Plains, N.J. | FA '23     |
| <b>Reserve/NFIN (1)</b>    |                   |     |     |     |           |    |                      |                     |            |
| 62                         | Reed, Chris       | G   | 6-3 | 314 | 7/22/1992 | 8  | Minnesota State      | Omaha, Neb.         | FA '22     |
| <b>Injured Reserve (8)</b> |                   |     |     |     |           |    |                      |                     |            |
| ##                         | Knowles, Malik    | WR  | 6-2 | 196 | 8/17/2000 | R  | Kansas State         | Mansfield, Texas    | UDFA '23   |
| 0                          | Davenport, Marcus | OLB | 6-6 | 265 | 9/4/1996  | 6  | Texas-San Antonio    | San Antonio, Texas  | FA '23     |
| 8                          | Cousins, Kirk     | QB  | 6-3 | 205 | 8/19/1988 | 12 | Michigan State       | Holland, Mich.      | FA '18     |
| 12                         | Mullens, Nick     | QB  | 6-0 | 210 | 3/21/1995 | 6  | Southern Mississippi | Hoover, Ala.        | T (LV) '22 |
| 18                         | Jefferson, Justin | WR  | 6-1 | 195 | 6/16/1999 | 4  | LSU                  | St. Rose, La.       | D1a '20    |
| 47                         | Kwenkeu, William  | LB  | 6-1 | 235 | 1/8/1997  | 2  | Temple               | Waldorf, Md.        | UDFA '22   |
| 74                         | Udoh, Olisaemeka  | T   | 6-6 | 320 | 2/14/1997 | 5  | Elon                 | Fayetteville, N.C.  | D6c '19    |
| 92                         | Lynch, James      | DL  | 6-4 | 295 | 1/20/1999 | 4  | Baylor               | Round Rock, Texas   | D4b '20    |

# ROSTER/POSITIONAL

| NO.                        | NAME                   | POS. | HT.  | WT. | AGE | EXP. | COLLEGE              | HOMETOWN               | HOW ACQ.    |
|----------------------------|------------------------|------|------|-----|-----|------|----------------------|------------------------|-------------|
| <b>QUARTERBACKS (5)</b>    |                        |      |      |     |     |      |                      |                        |             |
| 8                          | Cousins, Kirk (IR)     | QB   | 6-3  | 205 | 35  | 12   | Michigan State       | Holland, Mich.         | FA '18      |
| 12                         | Mullens, Nick (IR)     | QB   | 6-0  | 210 | 28  | 6    | Southern Mississippi | Hoover, Ala.           | T (LV) '22  |
| 15                         | Dobbs, Joshua          | QB   | 6-3  | 220 | 28  | 7    | Tennessee            | Alpharetta, Ga.        | T (ARI) '23 |
| 16                         | Hall, Jaren            | QB   | 6-0  | 207 | 25  | R    | BYU                  | Spanish Fork, Utah     | D5c '23     |
| 19                         | Mannion, Sean (PS)     | QB   | 6-6  | 230 | 31  | 8    | Oregon State         | Pleasanton, Calif.     | FA '23      |
| <b>RUNNING BACKS (6)</b>   |                        |      |      |     |     |      |                      |                        |             |
| 2                          | Mattison, Alexander    | RB   | 5-11 | 215 | 25  | 5    | Boise State          | San Bernardino, Calif. | D3 '19      |
| 26                         | Nwangwu, Kene          | RB   | 6-1  | 210 | 25  | 3    | Iowa State           | Frisco, Texas          | D4a '21     |
| 27                         | McBride, DeWayne (PS)  | RB   | 5-10 | 209 | 22  | R    | UAB                  | Starke, Fla.           | D7 '23      |
| 30                         | Ham, C.J.              | FB   | 5-11 | 250 | 30  | 7    | Augustana            | Duluth, Minn.          | UDFA '16    |
| 31                         | Akers, Cam             | RB   | 5-10 | 217 | 24  | 4    | Florida State        | Clinton, Miss.         | T (LAR) '23 |
| 32                         | Chandler, Ty           | RB   | 5-11 | 204 | 25  | 2    | North Carolina       | Nashville, Tenn.       | D5b '22     |
| <b>WIDE RECEIVERS (11)</b> |                        |      |      |     |     |      |                      |                        |             |
| ##                         | Knowles, Malik (IR)    | WR   | 6-2  | 196 | 23  | R    | Kansas State         | Mansfield, Texas       | UDFA '23    |
| 3                          | Addison, Jordan        | WR   | 5-11 | 175 | 21  | R    | USC                  | Frederick, Md.         | D1 '23      |
| 4                          | Powell, Brandon        | WR   | 5-8  | 181 | 28  | 5    | Florida              | Deerfield Beach, Fla.  | FA '23      |
| 9                          | Jackson, Trishton      | WR   | 6-1  | 191 | 25  | 2    | Syracuse             | West Bloomfield, Mich. | PS '21      |
| 13                         | Harry, N'Keal          | WR   | 6-4  | 225 | 25  | 5    | Arizona State        | Chandler, Ariz.        | FA '23      |
| 17                         | Osborn, K.J.           | WR   | 5-11 | 203 | 26  | 4    | Miami                | Ypsilanti, Mich.       | D5b '20     |
| 18                         | Jefferson, Justin (IR) | WR   | 6-1  | 195 | 24  | 4    | LSU                  | St. Rose, La.          | D1a '20     |
| 81                         | Jackson, Lucky (PS)    | WR   | 6-0  | 186 | 26  | R    | Western Kentucky     | Lexington, Ky.         | FA '23      |
| 83                         | Nailor, Jalen          | WR   | 6-0  | 190 | 24  | 2    | Michigan State       | Palmdale, Calif.       | D6b '22     |
| 85                         | Chisena, Dan (PS)      | WR   | 6-3  | 203 | 26  | 3    | Penn State           | Downingtown, Pa.       | FA '23      |
| 89                         | Thomas, Thayer (PS)    | WR   | 6-0  | 195 | 25  | R    | NC State             | Wake Forest, N.C.      | UDFA '23    |
| <b>TIGHT ENDS (5)</b>      |                        |      |      |     |     |      |                      |                        |             |
| 34                         | Muse, Nick             | TE   | 6-5  | 252 | 24  | 2    | South Carolina       | Belmont, N.C.          | D7 '22      |
| 82                         | Fumagalli, Troy (PS)   | TE   | 6-6  | 248 | 28  | 5    | Wisconsin            | Aurora, Ill.           | FA '23      |
| 84                         | Oliver, Josh           | TE   | 6-5  | 259 | 26  | 5    | San Jose State       | Paso Robles, Calif.    | FA '23      |
| 86                         | Mundt, Johnny          | TE   | 6-4  | 233 | 28  | 6    | Oregon               | Modesto, Calif.        | FA '22      |
| 87                         | Hockenson, T.J.        | TE   | 6-5  | 248 | 26  | 5    | Iowa                 | Chariton, Iowa         | T (DET) '22 |
| <b>OFFENSIVE LINE (13)</b> |                        |      |      |     |     |      |                      |                        |             |
| 56                         | Bradbury, Garrett      | C    | 6-3  | 300 | 28  | 5    | NC State             | Charlotte, N.C.        | D1 '19      |
| 62                         | Reed, Chris (R/NFIN)   | G    | 6-3  | 314 | 31  | 8    | Minnesota State      | Omaha, Neb.            | FA '22      |
| 63                         | Cronk, Coy (PS)        | OL   | 6-4  | 318 | 25  | 2    | Iowa                 | Lafayette, Ind.        | FA '23      |
| 64                         | Brandel, Blake         | G    | 6-7  | 315 | 26  | 3    | Oregon State         | Milwaukie, Ore.        | D6a '20     |
| 65                         | Schlottmann, Austin    | C    | 6-6  | 300 | 28  | 5    | TCU                  | Brenham, Texas         | FA '22      |
| 66                         | Risner, Dalton         | G    | 6-5  | 312 | 28  | 5    | Kansas State         | Wiggins, Colo.         | FA '23      |
| 67                         | Ingram, Ed             | G    | 6-3  | 307 | 24  | 2    | LSU                  | DeSoto, Texas          | D2b '22     |
| 71                         | Darrisaw, Christian    | T    | 6-5  | 315 | 24  | 3    | Virginia Tech        | Upper Marlboro, Md.    | D1 '21      |
| 74                         | Udoh, Olisaemeka (IR)  | T    | 6-6  | 320 | 26  | 5    | Elon                 | Fayetteville, N.C.     | D6c '19     |
| 75                         | O'Neill, Brian         | T    | 6-7  | 310 | 28  | 6    | Pittsburgh           | Wilmington, Del.       | D2 '18      |
| 76                         | Quessenberry, David    | T    | 6-5  | 310 | 33  | 5    | San Jose State       | Encinitas, Calif.      | FA '23      |
| 78                         | Adeniji, Hakeem        | T    | 6-4  | 315 | 25  | 4    | Kansas               | Garland, Texas         | FA '23      |
| 79                         | Robinson, Tyrese (PS)  | G    | 6-3  | 317 | 24  | 1    | Oklahoma             | Boyd, Texas            | FA '23      |
| <b>LINEBACKERS (13)</b>    |                        |      |      |     |     |      |                      |                        |             |
| 0                          | Davenport, Marcus (IR) | OLB  | 6-6  | 265 | 27  | 6    | Texas-San Antonio    | San Antonio, Texas     | FA '23      |
| 33                         | Asamoah II, Brian      | LB   | 6-0  | 226 | 23  | 2    | Oklahoma             | Columbus, Ohio         | D3 '22      |
| 40                         | Pace Jr., Ivan         | LB   | 5-10 | 231 | 22  | R    | Cincinnati           | Cincinnati, Ohio       | UDFA '23    |
| 45                         | Dye, Troy              | LB   | 6-3  | 225 | 27  | 4    | Oregon               | Norco, Calif.          | D4c '20     |
| 47                         | Kwenkeu, William (IR)  | LB   | 6-1  | 235 | 26  | 2    | Temple               | Waldorf, Md.           | UDFA '22    |
| 48                         | Roche, Quincy (PS)     | OLB  | 6-3  | 245 | 25  | 2    | Miami                | Randallstown, Md.      | FA '23      |
| 51                         | Whitley, Benton (PS)   | OLB  | 6-3  | 260 | 24  | 2    | Holy Cross           | Springfield, Mass.     | FA '22      |
| 55                         | Carter II, Andre       | OLB  | 6-6  | 256 | 23  | R    | Army                 | Missouri City, Texas   | UDFA '23    |
| 58                         | Hicks, Jordan          | LB   | 6-1  | 236 | 31  | 9    | Texas                | Cincinnati, Ohio       | FA '22      |
| 59                         | Vigil, Nick (PS)       | LB   | 6-2  | 230 | 30  | 8    | Utah State           | Plain City, Utah       | FA '23      |

# ROSTER/POSITIONAL

|    |                  |     |     |     |    |   |                |                     |         |
|----|------------------|-----|-----|-----|----|---|----------------|---------------------|---------|
| 91 | Jones II, Pat    | OLB | 6-4 | 264 | 25 | 3 | Pittsburgh     | Chesapeake, Va.     | D3d '21 |
| 98 | Wonnum, D.J.     | OLB | 6-5 | 258 | 26 | 4 | South Carolina | Stone Mountain, Ga. | D4a '20 |
| 99 | Hunter, Danielle | OLB | 6-5 | 263 | 29 | 9 | LSU            | Katy, Texas         | D3 '15  |

## DEFENSIVE BACKS (13)

|    |                        |    |      |     |    |    |                  |                       |          |
|----|------------------------|----|------|-----|----|----|------------------|-----------------------|----------|
| 5  | Blackmon, Mekhi        | CB | 5-11 | 178 | 24 | R  | USC              | San Palo Alto, Calif. | D3b '23  |
| 6  | Cine, Lewis            | S  | 6-2  | 199 | 24 | 2  | Georgia          | Everett, Mass.        | D1 '22   |
| 7  | Murphy Jr., Byron      | CB | 5-11 | 190 | 25 | 5  | Washington       | Scottsdale, Ariz.     | FA '23   |
| 11 | Thompson, Najee        | CB | 5-11 | 205 | 23 | R  | Georgia Southern | Boiling Springs, S.C. | UDFA '23 |
| 20 | Ward, Jay              | S  | 6-1  | 188 | 23 | R  | LSU              | Moultrie, Ga.         | D4 '23   |
| 21 | Evans, Akayleb         | CB | 6-2  | 198 | 24 | 2  | Missouri         | McKinney, Texas       | D4 '22   |
| 22 | Smith, Harrison        | S  | 6-2  | 211 | 34 | 12 | Notre Dame       | Knoxville, Tenn.      | D1b '12  |
| 23 | Booth Jr., Andrew      | CB | 6-0  | 194 | 23 | 2  | Clemson          | Dacula, Ga.           | D2a '22  |
| 24 | Bynum, Camryn          | S  | 6-0  | 200 | 25 | 3  | California       | Corona, Calif.        | D4b '21  |
| 25 | Jackson, Theo          | S  | 6-1  | 198 | 25 | 2  | Tennessee        | Overton, Tenn.        | FA '22   |
| 29 | Williams, Joejuan (PS) | CB | 6-3  | 212 | 25 | 5  | Vanderbilt       | Nashville, Tenn.      | FA '23   |
| 38 | Williams, Jaylin (PS)  | CB | 5-10 | 195 | 23 | R  | Indiana          | Memphis, Tenn.        | UDFA '23 |
| 44 | Metellus, Josh         | S  | 5-11 | 207 | 25 | 4  | Michigan         | Pembroke Pines, Fla.  | D6b '20  |

## DEFENSIVE LINE (10)

|    |                     |    |     |     |    |   |              |                     |         |
|----|---------------------|----|-----|-----|----|---|--------------|---------------------|---------|
| 50 | Smith, T.J. (PS)    | DL | 6-3 | 300 | 26 | 2 | Arkansas     | Moultrie, Ga.       | PS '21  |
| 52 | Day, Sheldon (PS)   | DL | 6-1 | 294 | 29 | 7 | Notre Dame   | Indianapolis, Ind.  | PS '22  |
| 73 | Aho, Junior (PS)    | DL | 6-4 | 272 | 24 | R | SMU          | Nice, France        | IPP '23 |
| 90 | Bullard, Jonathan   | DL | 6-3 | 290 | 30 | 8 | Florida      | Shelby, N.C.        | FA '22  |
| 92 | Lynch, James (IR)   | DL | 6-4 | 295 | 24 | 4 | Baylor       | Round Rock, Texas   | D4b '20 |
| 93 | Roy, Jaquelin       | DL | 6-3 | 305 | 23 | R | LSU          | Baton Rouge, La.    | D5a '23 |
| 94 | Lowry, Dean         | DL | 6-6 | 296 | 29 | 8 | Northwestern | Rockford, Ill.      | FA '23  |
| 95 | Tonga, Khyiris      | DL | 6-4 | 338 | 27 | 3 | BYU          | West Valley, Utah   | FA '22  |
| 96 | Dogbe, Michael (PS) | DL | 6-3 | 280 | 27 | 5 | Temple       | Morris Plains, N.J. | FA '23  |
| 97 | Phillips, Harrison  | DL | 6-3 | 307 | 27 | 6 | Stanford     | Omaha, Neb.         | FA '22  |

## SPECIALISTS (3)

|    |                 |    |     |     |    |   |                  |                   |          |
|----|-----------------|----|-----|-----|----|---|------------------|-------------------|----------|
| 1  | Joseph, Greg    | K  | 6-0 | 206 | 29 | 6 | Florida Atlantic | Boca Raton, Fla.  | FA '21   |
| 14 | Wright, Ryan    | P  | 6-3 | 245 | 23 | 2 | Tulane           | San Ramon, Calif. | UDFA '22 |
| 42 | DePaola, Andrew | LS | 6-1 | 229 | 36 | 9 | Rutgers          | Parkton, Md.      | FA '20   |

# ROSTER/EXPERIENCE

## 2023 MINNESOTA VIKINGS EXPERIENCE (AS OF NOVEMBER 12, 2023)

| NO                        | NAME               | POS | HT   | WT  | DOB      | AGE | EXP | COLLEGE              | HOMETOWN               | HOW ACQ     | GP | GS | DPN | INA |
|---------------------------|--------------------|-----|------|-----|----------|-----|-----|----------------------|------------------------|-------------|----|----|-----|-----|
| <b>TWELFTH SEASON (2)</b> |                    |     |      |     |          |     |     |                      |                        |             |    |    |     |     |
| 22                        | Harrison Smith     | S   | 6-2  | 211 | 02/02/89 | 34  | 12  | Notre Dame           | Knoxville, Tenn.       | D1b '12     | 9  | 9  | 0   | 0   |
| 8                         | Kirk Cousins       | QB  | 6-3  | 205 | 08/19/88 | 35  | 12  | Michigan State       | Holland, Mich.         | FA '18      | 8  | 8  | 0   | 0   |
| <b>NINTH SEASON (3)</b>   |                    |     |      |     |          |     |     |                      |                        |             |    |    |     |     |
| 42                        | Andrew DePaola     | LS  | 6-1  | 229 | 07/28/87 | 36  | 9   | Rutgers              | Parkton, Md.           | FA '20      | 9  | 0  | 0   | 0   |
| 99                        | Danielle Hunter    | OLB | 6-5  | 263 | 10/29/94 | 29  | 9   | LSU                  | Katy, Texas            | D3 '15      | 9  | 9  | 0   | 0   |
| 58                        | Jordan Hicks       | LB  | 6-1  | 236 | 06/27/92 | 31  | 9   | Texas                | Cincinnati, Ohio       | FA '22      | 9  | 9  | 0   | 0   |
| <b>EIGHTH SEASON (5)</b>  |                    |     |      |     |          |     |     |                      |                        |             |    |    |     |     |
| 62                        | Chris Reed         | G   | 6-3  | 314 | 07/22/92 | 31  | 8   | Minnesota State      | Omaha, Neb.            | FA '22      | 0  | 0  | 0   | 0   |
| 94                        | Dean Lowry         | DL  | 6-6  | 296 | 06/09/94 | 29  | 8   | Northwestern         | Rockford, Ill.         | FA '23      | 8  | 3  | 0   | 1   |
| 90                        | Jonathan Bullard   | DL  | 6-3  | 290 | 10/22/93 | 30  | 8   | Florida              | Shelby, N.C.           | FA '22      | 9  | 6  | 0   | 0   |
| 59                        | Nick Vigil         | LB  | 6-2  | 230 | 08/20/93 | 30  | 8   | Utah State           | Plain City, Utah       | FA '23      | 2  | 0  | 0   | 0   |
| 19                        | Sean Mannion       | QB  | 6-6  | 230 | 04/25/92 | 31  | 8   | Oregon State         | Pleasanton, Calif.     | FA '23      | 0  | 0  | 0   | 0   |
| <b>SEVENTH SEASON (3)</b> |                    |     |      |     |          |     |     |                      |                        |             |    |    |     |     |
| 30                        | C.J. Ham           | FB  | 5-11 | 250 | 07/22/93 | 30  | 7   | Augustana            | Duluth, Minn.          | UDFA '16    | 9  | 3  | 0   | 0   |
| 15                        | Joshua Dobbs       | QB  | 6-3  | 220 | 01/26/95 | 28  | 7   | Tennessee            | Alpharetta, Ga.        | T (ARI) '23 | 9  | 8  | 0   | 0   |
| 52                        | Sheldon Day        | DL  | 6-1  | 294 | 07/01/94 | 29  | 7   | Notre Dame           | Indianapolis, Ind.     | PS '22      | 0  | 0  | 0   | 0   |
| <b>SIXTH SEASON (6)</b>   |                    |     |      |     |          |     |     |                      |                        |             |    |    |     |     |
| 75                        | Brian O'Neill      | T   | 6-7  | 310 | 09/15/95 | 28  | 6   | Pittsburgh           | Wilmington, Del.       | D2 '18      | 9  | 9  | 0   | 0   |
| 1                         | Greg Joseph        | K   | 6-0  | 206 | 08/04/94 | 29  | 6   | Florida Atlantic     | Boca Raton, Fla.       | FA '21      | 9  | 0  | 0   | 0   |
| 97                        | Harrison Phillips  | DL  | 6-3  | 307 | 01/25/96 | 27  | 6   | Stanford             | Omaha, Neb.            | FA '22      | 9  | 9  | 0   | 0   |
| 86                        | Johnny Mundt       | TE  | 6-4  | 233 | 11/23/94 | 28  | 6   | Oregon               | Modesto, Calif.        | FA '22      | 9  | 0  | 0   | 0   |
| 0                         | Marcus Davenport   | OLB | 6-6  | 265 | 09/04/96 | 27  | 6   | Texas-San Antonio    | San Antonio, Texas     | FA '23      | 4  | 3  | 0   | 2   |
| 12                        | Nick Mullens       | QB  | 6-0  | 210 | 03/21/95 | 28  | 6   | Southern Mississippi | Hoover, Ala.           | T (LV) '22  | 0  | 0  | 4   | 1   |
| <b>FIFTH SEASON (14)</b>  |                    |     |      |     |          |     |     |                      |                        |             |    |    |     |     |
| 2                         | Alexander Mattison | RB  | 5-11 | 215 | 06/19/98 | 25  | 5   | Boise State          | San Bernardino, Calif. | D3 '19      | 9  | 9  | 0   | 0   |
| 65                        | Austin Schlottmann | C   | 6-6  | 300 | 09/18/95 | 28  | 5   | TCU                  | Brenham, Texas         | FA '22      | 6  | 3  | 3   | 0   |
| 4                         | Brandon Powell     | WR  | 5-8  | 181 | 09/12/95 | 28  | 5   | Florida              | Deerfield Beach, Fla.  | FA '23      | 9  | 1  | 0   | 0   |
| 7                         | Byron Murphy Jr.   | CB  | 5-11 | 190 | 01/18/98 | 25  | 5   | Washington           | Scottsdale, Ariz.      | FA '23      | 9  | 9  | 0   | 0   |
| 66                        | Dalton Risner      | G   | 6-5  | 312 | 07/13/95 | 28  | 5   | Kansas State         | Wiggins, Colo.         | FA '23      | 7  | 3  | 0   | 0   |
| 76                        | David Quessenberry | T   | 6-5  | 310 | 08/24/90 | 33  | 5   | San Jose State       | Encinitas, Calif.      | FA '23      | 8  | 1  | 0   | 1   |
| 56                        | Garrett Bradbury   | C   | 6-3  | 300 | 06/20/95 | 28  | 5   | NC State             | Charlotte, N.C.        | D1 '19      | 6  | 6  | 0   | 3   |
| 29                        | Joejuan Williams   | CB  | 6-3  | 212 | 12/06/97 | 25  | 5   | Vanderbilt           | Nashville, Tenn.       | FA '23      | 4  | 0  | 0   | 0   |
| 84                        | Josh Oliver        | TE  | 6-5  | 259 | 03/21/97 | 26  | 5   | San Jose State       | Paso Robles, Calif.    | FA '23      | 9  | 7  | 0   | 0   |
| 96                        | Michael Dogbe      | DL  | 6-3  | 280 | 05/05/96 | 27  | 5   | Temple               | Morris Plains, N.J.    | FA '23      | 1  | 0  | 0   | 0   |
| 13                        | N'Keal Harry       | WR  | 6-4  | 225 | 12/17/97 | 25  | 5   | Arizona State        | Chandler, Ariz.        | FA '23      | 6  | 0  | 0   | 0   |
| 74                        | Olisaemeka Udoh    | T   | 6-6  | 320 | 02/14/97 | 26  | 5   | Elon                 | Fayetteville, N.C.     | D6c '19     | 2  | 1  | 0   | 0   |
| 87                        | T.J. Hockenson     | TE  | 6-5  | 248 | 07/03/97 | 26  | 5   | Iowa                 | Chariton, Iowa         | T (DET) '22 | 9  | 6  | 0   | 0   |
| 82                        | Troy Fumagalli     | TE  | 6-6  | 248 | 02/17/95 | 28  | 5   | Wisconsin            | Aurora, Ill.           | FA '23      | 0  | 0  | 0   | 0   |
| <b>FOURTH SEASON (8)</b>  |                    |     |      |     |          |     |     |                      |                        |             |    |    |     |     |
| 31                        | Cam Akers          | RB  | 5-10 | 217 | 06/22/99 | 24  | 4   | Florida State        | Clinton, Miss.         | T (LAR) '23 | 7  | 1  | 0   | 2   |
| 98                        | D.J. Wonnum        | OLB | 6-5  | 258 | 10/31/97 | 26  | 4   | South Carolina       | Stone Mountain, Ga.    | D4a '20     | 9  | 8  | 0   | 0   |
| 78                        | Hakeem Adeniji     | T   | 6-4  | 315 | 12/08/97 | 25  | 4   | Kansas               | Garland, Texas         | FA '23      | 1  | 0  | 0   | 4   |
| 92                        | James Lynch        | DL  | 6-4  | 295 | 01/20/99 | 24  | 4   | Baylor               | Round Rock, Texas      | D4b '20     | 0  | 0  | 0   | 0   |
| 44                        | Josh Metellus      | S   | 5-11 | 207 | 01/21/98 | 25  | 4   | Michigan             | Pembroke Pines, Fla.   | D6b '20     | 9  | 9  | 0   | 0   |
| 18                        | Justin Jefferson   | WR  | 6-1  | 195 | 06/16/99 | 24  | 4   | LSU                  | St. Rose, La.          | D1a '20     | 5  | 5  | 0   | 0   |
| 17                        | K.J. Osborn        | WR  | 5-11 | 203 | 06/10/97 | 26  | 4   | Miami                | Ypsilanti, Mich.       | D5b '20     | 9  | 8  | 0   | 0   |
| 45                        | Troy Dye           | LB  | 6-3  | 225 | 09/18/96 | 27  | 4   | Oregon               | Norco, Calif.          | D4c '20     | 9  | 0  | 0   | 0   |
| <b>THIRD SEASON (7)</b>   |                    |     |      |     |          |     |     |                      |                        |             |    |    |     |     |
| 64                        | Blake Brandel      | G   | 6-7  | 315 | 01/23/97 | 26  | 3   | Oregon State         | Milwaukie, Ore.        | D6a '20     | 9  | 0  | 0   | 0   |
| 24                        | Camryn Bynum       | S   | 6-0  | 200 | 07/19/98 | 25  | 3   | California           | Corona, Calif.         | D4b '21     | 9  | 9  | 0   | 0   |
| 71                        | Christian Darrisaw | T   | 6-5  | 315 | 06/02/99 | 24  | 3   | Virginia Tech        | Upper Marlboro, Md.    | D1 '21      | 7  | 7  | 1   | 1   |
| 85                        | Dan Chisena        | WR  | 6-3  | 203 | 02/25/97 | 26  | 3   | Penn State           | Downingtown, Pa.       | FA '23      | 0  | 0  | 0   | 0   |
| 26                        | Kene Nwangwu       | RB  | 6-1  | 210 | 02/09/98 | 25  | 3   | Iowa State           | Frisco, Texas          | D4a '21     | 1  | 0  | 0   | 2   |
| 95                        | Khyiris Tonga      | DL  | 6-4  | 338 | 07/07/96 | 27  | 3   | BYU                  | West Valley, Utah      | FA '22      | 6  | 0  | 0   | 3   |
| 91                        | Pat Jones II       | OLB | 6-4  | 264 | 09/29/98 | 25  | 3   | Pittsburgh           | Chesapeake, Va.        | D3d '21     | 9  | 1  | 0   | 0   |

# ROSTER/EXPERIENCE

| SECOND SEASON (16) |                  |     |      |     |          |    |   |                  |                        |          |   |   |   |   |
|--------------------|------------------|-----|------|-----|----------|----|---|------------------|------------------------|----------|---|---|---|---|
| 21                 | Akayleb Evans    | CB  | 6-2  | 198 | 06/22/99 | 24 | 2 | Missouri         | McKinney, Texas        | D4 '22   | 9 | 9 | 0 | 0 |
| 23                 | Andrew Booth Jr. | CB  | 6-0  | 194 | 09/28/00 | 23 | 2 | Clemson          | Dacula, Ga.            | D2a '22  | 9 | 0 | 0 | 0 |
| 51                 | Benton Whitley   | OLB | 6-3  | 260 | 02/12/99 | 24 | 2 | Holy Cross       | Springfield, Mass.     | FA '22   | 1 | 0 | 0 | 0 |
| 33                 | Brian Asamoah II | LB  | 6-0  | 226 | 03/29/00 | 23 | 2 | Oklahoma         | Columbus, Ohio         | D3 '22   | 7 | 0 | 0 | 2 |
| 63                 | Coy Cronk        | OL  | 6-4  | 318 | 01/18/98 | 25 | 2 | Iowa             | Lafayette, Ind.        | FA '23   | 0 | 0 | 0 | 0 |
| 67                 | Ed Ingram        | G   | 6-3  | 307 | 02/11/99 | 24 | 2 | LSU              | DeSoto, Texas          | D2b '22  | 9 | 9 | 0 | 0 |
| 83                 | Jalen Nailor     | WR  | 6-0  | 190 | 03/02/99 | 24 | 2 | Michigan State   | Palmdale, Calif.       | D6b '22  | 2 | 0 | 0 | 1 |
| 6                  | Lewis Cine       | S   | 6-2  | 199 | 10/05/99 | 24 | 2 | Georgia          | Everett, Mass.         | D1 '22   | 4 | 0 | 0 | 5 |
| 34                 | Nick Muse        | TE  | 6-5  | 252 | 11/25/98 | 24 | 2 | South Carolina   | Belmont, N.C.          | D7 '22   | 0 | 0 | 0 | 9 |
| 48                 | Quincy Roche     | OLB | 6-3  | 245 | 02/10/98 | 25 | 2 | Miami            | Randallstown, Md.      | FA '23   | 0 | 0 | 0 | 0 |
| 14                 | Ryan Wright      | P   | 6-3  | 245 | 06/01/00 | 23 | 2 | Tulane           | San Ramon, Calif.      | UDFA '22 | 9 | 0 | 0 | 0 |
| 50                 | T.J. Smith       | DL  | 6-3  | 300 | 04/19/97 | 26 | 2 | Arkansas         | Moultrie, Ga.          | PS '21   | 1 | 0 | 0 | 0 |
| 25                 | Theo Jackson     | S   | 6-1  | 198 | 10/02/98 | 25 | 2 | Tennessee        | Overton, Tenn.         | FA '22   | 9 | 0 | 0 | 0 |
| 9                  | Trishton Jackson | WR  | 6-1  | 191 | 03/09/98 | 25 | 2 | Syracuse         | West Bloomfield, Mich. | PS '21   | 5 | 0 | 0 | 0 |
| 32                 | Ty Chandler      | RB  | 5-11 | 204 | 05/12/98 | 25 | 2 | North Carolina   | Nashville, Tenn.       | D5b '22  | 9 | 0 | 0 | 0 |
| 47                 | William Kwenkeu  | LB  | 6-1  | 235 | 01/08/97 | 26 | 2 | Temple           | Waldorf, Md.           | UDFA '22 | 0 | 0 | 0 | 0 |
| FIRST SEASON (1)   |                  |     |      |     |          |    |   |                  |                        |          |   |   |   |   |
| 79                 | Tyrese Robinson  | G   | 6-3  | 317 | 08/21/99 | 24 | 1 | Oklahoma         | Boyd, Texas            | FA '23   | 0 | 0 | 0 | 0 |
| ROOKIE (14)        |                  |     |      |     |          |    |   |                  |                        |          |   |   |   |   |
| 55                 | Andre Carter II  | OLB | 6-6  | 256 | 03/28/00 | 23 | R | Army             | Missouri City, Texas   | UDFA '23 | 0 | 0 | 0 | 0 |
| 27                 | DeWayne McBride  | RB  | 5-10 | 209 | 07/08/01 | 22 | R | UAB              | Starke, Fla.           | D7 '23   | 0 | 0 | 0 | 0 |
| 40                 | Ivan Pace Jr.    | LB  | 5-10 | 231 | 12/16/00 | 22 | R | Cincinnati       | Cincinnati, Ohio       | UDFA '23 | 9 | 5 | 0 | 0 |
| 93                 | Jaquelin Roy     | DL  | 6-3  | 305 | 10/22/00 | 23 | R | LSU              | Baton Rouge, La.       | D5a '23  | 6 | 1 | 0 | 3 |
| 16                 | Jaren Hall       | QB  | 6-0  | 207 | 03/24/98 | 25 | R | BYU              | Spanish Fork, Utah     | D5c '23  | 2 | 1 | 3 | 4 |
| 20                 | Jay Ward         | S   | 6-1  | 188 | 07/13/00 | 23 | R | LSU              | Moultrie, Ga.          | D4 '23   | 9 | 0 | 0 | 0 |
| 38                 | Jaylin Williams  | CB  | 5-10 | 195 | 02/26/00 | 23 | R | Indiana          | Memphis, Tenn.         | UDFA '23 | 0 | 0 | 0 | 0 |
| 3                  | Jordan Addison   | WR  | 5-11 | 175 | 01/27/02 | 21 | R | USC              | Frederick, Md.         | D1 '23   | 9 | 6 | 0 | 0 |
| 73                 | Junior Aho       | DL  | 6-4  | 272 | 02/21/99 | 24 | R | SMU              | Nice, France           | IPP '23  | 0 | 0 | 0 | 0 |
| 81                 | Lucky Jackson    | WR  | 6-0  | 186 | 07/17/97 | 26 | R | Western Kentucky | Lexington, Ky.         | FA '23   | 0 | 0 | 0 | 0 |
| ##                 | Malik Knowles    | WR  | 6-2  | 196 | 08/17/00 | 23 | R | Kansas State     | Mansfield, Texas       | UDFA '23 | 0 | 0 | 0 | 0 |
| 5                  | Mekhi Blackmon   | CB  | 5-11 | 178 | 03/18/99 | 24 | R | USC              | San Palo Alto, Calif.  | D3b '23  | 8 | 0 | 1 | 0 |
| 11                 | Najee Thompson   | CB  | 5-11 | 205 | 07/07/00 | 23 | R | Georgia Southern | Boiling Springs, S.C.  | UDFA '23 | 7 | 0 | 0 | 2 |
| 89                 | Thayer Thomas    | WR  | 6-0  | 195 | 05/20/98 | 25 | R | NC State         | Wake Forest, N.C.      | UDFA '23 | 0 | 0 | 0 | 0 |

# UNOFFICIAL DEPTH CHART

(As of November 7, 2023)

## OFFENSE

|           |                                |                             |                                |
|-----------|--------------------------------|-----------------------------|--------------------------------|
| <b>WR</b> | <u>3</u> <u>Jordan Addison</u> | 4 Brandon Powell            | 9 Trishton Jackson             |
| <b>LT</b> | 71 Christian Darrisaw          | 76 David Quessenberry       |                                |
| <b>LG</b> | 66 Dalton Risner               |                             |                                |
| <b>C</b>  | 56 Garrett Bradbury            | 65 Austin Schlottmann       |                                |
| <b>RG</b> | 67 Ed Ingram                   | 64 Blake Brandel            |                                |
| <b>RT</b> | 75 Brian O'Neill               | 78 Hakeem Adeniji           |                                |
| <b>TE</b> | 87 T.J. Hockenson              | 84 Josh Oliver              | 86 Johnny Mundt 34 Nick Muse   |
| <b>WR</b> | 17 K.J. Osborn                 | 83 Jalen Nailor             | 13 N'Keal Harry                |
| <b>QB</b> | 15 Joshua Dobbs                | <u>16</u> <u>Jaren Hall</u> |                                |
| <b>RB</b> | 2 Alexander Mattison           | 31 Cam Akers                | 32 Ty Chandler 26 Kene Nwangwu |
| <b>FB</b> | 30 C.J. Ham                    |                             |                                |

## DEFENSE

|            |                                |                                  |                                 |
|------------|--------------------------------|----------------------------------|---------------------------------|
| <b>OLB</b> | 99 Danielle Hunter             | 91 Pat Jones II                  |                                 |
| <b>DL</b>  | 94 Dean Lowry                  |                                  |                                 |
| <b>DL</b>  | 97 Harrison Phillips           | 95 Khyiris Tonga                 |                                 |
| <b>DL</b>  | 90 Jonathan Bullard            | <u>93</u> <u>Jaquelin Roy</u>    |                                 |
| <b>OLB</b> | 98 D.J. Wonnum                 | <u>55</u> <u>Andre Carter II</u> |                                 |
| <b>LB</b>  | 58 Jordan Hicks                | 45 Troy Dye                      |                                 |
| <b>LB</b>  | <u>40</u> <u>Ivan Pace Jr.</u> | 33 Brian Asamoah II              |                                 |
| <b>CB</b>  | 21 Akayleb Evans               | 23 Andrew Booth Jr.              | <u>11</u> <u>Najee Thompson</u> |
| <b>CB</b>  | 7 Byron Murphy Jr.             | <u>5</u> <u>Mekhi Blackmon</u>   |                                 |
| <b>S</b>   | 22 Harrison Smith              | 44 Josh Metellus                 | <u>20</u> <u>Jay Ward</u>       |
| <b>S</b>   | 24 Camryn Bynum                | 6 Lewis Cine                     | 25 Theo Jackson                 |

## SPECIALISTS

|           |                   |                                |                  |
|-----------|-------------------|--------------------------------|------------------|
| <b>K</b>  | 1 Greg Joseph     |                                |                  |
| <b>P</b>  | 14 Ryan Wright    |                                |                  |
| <b>H</b>  | 14 Ryan Wright    |                                |                  |
| <b>LS</b> | 42 Andrew DePaola |                                |                  |
| <b>KR</b> | 26 Kene Nwangwu   | 32 Ty Chandler                 | 4 Brandon Powell |
| <b>PR</b> | 4 Brandon Powell  | <u>3</u> <u>Jordan Addison</u> |                  |

## PRONUNCIATION GUIDE

|                        |                         |                          |                  |
|------------------------|-------------------------|--------------------------|------------------|
| Hakeem Adeniji .....   | hah-KEEM uh-DENN-ih-gee | Kene Nwangwu .....       | kuh-NAY WAHN-woo |
| Brian Asamoah II ..... | Aw-sum-wah              | David Quessenberry ..... | KWESS-en-berry   |
| Mekhi Blackmon .....   | muh-KYE                 | Dalton Risner .....      | RISE-ner         |
| Lewis Cine .....       | SEEN                    | Jaquelin Roy .....       | juh-KWAY-lin     |
| Andrew DePaola .....   | dee-PAUL-uh             | Austin Schlottmann ..... | SHLOTE-man       |
| N'Keal Harry .....     | nuh-KEEL                | Khyiris Tonga .....      | KYE-ris          |
| Danielle Hunter .....  | duh-KNEEL               | D.J. Wonnum .....        | WAHN-um          |
| Trishton Jackson ..... | TRISH-ton               |                          |                  |

# HOW THE 2023 VIKINGS WERE BUILT

| YEAR | DRAFTEES (27)  | FREE AGENTS (17)  | COLLEGE FREE AGENTS (5)   | TRADES/WAIVERS (3)                                      | PRACTICE SQUAD (1)           |
|------|--|---|---|---|------------------------------|
| 2012 | S Harrison Smith (1st-b)   |   |   |   |                              |
| 2015 | OLB Danielle Hunter (3rd)  |   |   |   |                              |
| 2016 |  |   | FB C.J. Ham (UDFA '16)  |   |                              |
| 2018 | T Brian O'Neill (2nd)  |   |   |   |                              |
| 2019 | C Garrett Bradbury (1st)<br>RB Alexander Mattison (3rd)  |   |   |   |                              |
| 2020 | OLB D.J. Wonnum (4th-a)<br>LB Troy Dye (4th-c)<br>WR K.J. Osborn (5th-b)<br>G Blake Brandel (6th)<br>S Josh Metellus (6th)   | LS Andrew DePaola (FA '20)  |   |   |                              |
| 2021 | T Christian Darrisaw (1st)<br>OLB Pat Jones II (3rd-d)<br>RB Kene Nwangwu (4th-a)<br>S Camryn Bynum (4th-b)  | K Greg Joseph (FA '21)  |   |   | WR Trishton Jackson (PS '21) |
| 2022 | S Lewis Cine (1st)<br>CB Andrew Booth Jr. (2nd-a)<br>G Ed Ingram (2nd-b)<br>LB Brian Asamoah II (3rd)<br>CB Akayleb Evans (4th)<br>RB Ty Chandler (5th-b)<br>WR Jalen Nailor (6th-b)<br>TE Nick Muse (7th) | DL Jonathan Bullard (FA '22)<br>LB Jordan Hicks (FA '22)<br>S Theo Jackson (FA '22)<br>TE Johnny Mundt (FA '22)<br>DL Harrison Phillips (FA '22)<br>C Austin Schlottmann (FA '22)<br>DL Khyiris Tonga (FA '22)                        | P Ryan Wright (UDFA '22)  | TE T.J. Hockenson (T DET '22)                           |                              |
| 2023 | WR Jordan Addison (1st)<br>CB Mekhi Blackmon (3rd-b)<br>S Jay Ward (4th-a)<br>DL Jaquelin Roy (5th-a)<br>QB Jaren Hall (5th-b)   | T Hakeem Adeniji (FA '23)<br>WR N'Keal Harry (FA '23)<br>DL Dean Lowry (FA '23)<br>CB Byron Murphy Jr. (FA '23)<br>TE Josh Oliver (FA '23)<br>WR Brandon Powell (FA '23)<br>T David Quessenberry (FA '23)<br>G Dalton Risner (FA '23) | OLB Andre Carter II (UDFA '23)<br>LB Ivan Pace Jr. (UDFA '23)<br>CB Najee Thompson (UDFA '23) | RB Cam Akers (T LAR '23)<br>QB Joshua Dobbs (T ARI '23) |                              |



# NFL EXPERIENCE

## 2023 MINNESOTA VIKINGS WHEN BUILT (AS OF NOVEMBER 7, 2023)

### 1st Round (9)

[29] Harrison Smith (2012)  
[14] Marcus Davenport (2018-NO)\*  
[8] T.J. Hockenson (2019-DET)  
[18] Garrett Bradbury (2019)  
[32] N'Keal Harry (2019-NE)  
[22] Justin Jefferson (2020)\*  
[23] Christian Darrisaw (2021)  
[32] Lewis Cine (2022)  
[23] Jordan Addison (2023)

### 2nd Round (7)

[62] Brian O'Neill (2018)  
[33] Byron Murphy Jr. (2019-ARI)  
[41] Dalton Risner (2019-DEN)  
[45] Joejuan Williams (2019-NE)^  
[52] Cam Akers (2020-LAR)  
[42] Andrew Booth Jr. (2022)  
[59] Ed Ingram (2022)

### 3rd Round (11)

[84] Jordan Hicks (2015-PHI)  
[88] Danielle Hunter (2015)  
[89] Sean Mannion (2015)^  
[72] Jonathan Bullard (2016-CHI)  
[87] Nick Vigil (2016-CIN)^  
[96] Harrison Phillips (2018-BUF)  
[69] Josh Oliver (2019-JAX)  
[102] Alexander Mattison (2019)  
[90] Pat Jones II (2021)  
[66] Brian Asamoah II (2022)  
[102] Mekhi Blackmon (2023)

### 4th Round (11)

[102] Kirk Cousins (2012-WAS)\*  
[103] Sheldon Day (2016-JAX)^  
[137] Dean Lowry (2016-GB)  
[135] Joshua Dobbs (2017-PIT)  
[117] D.J. Wonnum (2020)  
[130] James Lynch (2020)\*  
[132] Troy Dye (2020)  
[119] Kene Nwangwu (2021)  
[125] Camryn Bynum (2021)  
[118] Akayleb Evans (2022)  
[134] Jay Ward (2023)

### 5th Round (5)

[156] Troy Fumagalli (2018-DEN)^  
[176] K.J. Osborn (2020)  
[169] Ty Chandler (2022)  
[141] Jaquelin Roy (2023)  
[164] Jaren Hall (2023)

### 6th Round (8)

[176] David Quessenberry (2013-HOU)  
[193] Olisaemeka Udoh (2019)\*  
[180] Hakeem Adeniji (2020-CIN)  
[203] Blake Brandel (2020)  
[205] Josh Metellus (2020)  
[216] Quincy Roche (2021-PIT)^  
[191] Jalen Nailor (2022)  
[204] Theo Jackson (2022-TEN)

### 7th Round (4)

[249] Michael Dogbe (2019-ARI)^  
[250] Khyiris Tonga (2021-CHI)  
[227] Nick Muse (2022)  
[222] DeWayne McBride (2023)^

### Undrafted (20)

Andrew DePaola (2012)  
Chris Reed (2015)☐  
C.J. Ham (2016)  
Nick Mullens (2017)\*  
Johnny Mundt (2017)  
Greg Joseph (2018)  
Austin Schlottmann (2018)  
Trishton Jackson (2020)  
T.J. Smith (2020)^  
William Kwenkeu (2022)\*  
Benton Whitley (2022)^  
Ryan Wright (2022)  
Junior Aho (2023)^  
Andre Carter II (2023)  
Lucky Jackson (2023)^  
Malik Knowles (2023)\*  
Ivan Pace Jr. (2023)  
Thayer Thomas (2023)^  
Najee Thompson (2023)  
Jaylin Williams (2023)^

**Key:** \* Injured Reserve, ^ Practice Squad, ☐ Reserve/NFIN

## WHEN THEY GOT TO THE VIKINGS

### 2012 (1)

Harrison Smith, Round 1

### 2015 (1)

Danielle Hunter, Round 3

### 2016 (1)

C.J. Ham, UDFA

### 2018 (2)

Brian O'Neill, Round 2  
Kirk Cousins, FA\*

### 2019 (3)

Garrett Bradbury, Round 1  
Alexander Mattison, Round 3  
Olisaemeka Udoh, Round 6\*

### 2020 (8)

Justin Jefferson, Round 1\*  
Troy Dye, Round 4  
James Lynch, Round 4\*  
D.J. Wonnum, Round 4  
K.J. Osborn, Round 5  
Blake Brandel, Round 6  
Josh Metellus, Round 6  
Andrew DePaola, FA

### 2021 (7)

Christian Darrisaw, Round 1  
Pat Jones II, Round 3  
Camryn Bynum, Round 4  
Kene Nwangwu, Round 4  
Trishton Jackson, Practice Squad  
Greg Joseph, FA  
T.J. Smith, Practice Squad^

### 2022 (22)

Lewis Cine, Round 1  
Andrew Booth Jr., Round 2  
Ed Ingram, Round 2  
Brian Asamoah II, Round 3  
Akayleb Evans, Round 4  
Ty Chandler, Round 5  
Jalen Nailor, Round 6  
Nick Muse, Round 7  
Jonathan Bullard, FA  
Sheldon Day, Practice Squad^  
Jordan Hicks, FA  
T.J. Hockenson, Trades (DET)  
Theo Jackson, FA  
William Kwenkeu, UDFA\*  
Nick Mullens, Trades (OAK)\*  
Johnny Mundt, FA  
Harrison Phillips, FA  
Chris Reed, FA☐  
Austin Schlottmann, FA  
Khyiris Tonga, FA  
Benton Whitley, FA^  
Ryan Wright, UDFA

### 2023 (30)

Jordan Addison, Round 1  
Mekhi Blackmon, Round 3  
Jay Ward, Round 4  
Jaren Hall, Round 5  
Jaquelin Roy, Round 5  
DeWayne McBride, Round 7^  
Hakeem Adeniji, FA  
Junior Aho, UDFA^  
Cam Akers, Trades (LAR)  
Andre Carter II, UDFA  
Marcus Davenport, FA\*  
Joshua Dobbs, Trades  
Michael Dogbe, FA^  
Troy Fumagalli, FA^  
N'Keal Harry, FA  
Lucky Jackson, FA^  
Malik Knowles, UDFA\*  
Dean Lowry, FA  
Sean Mannion, FA^  
Byron Murphy Jr., FA  
Josh Oliver, FA  
Ivan Pace Jr., UDFA  
David Quessenberry, FA  
Dalton Risner, FA  
Quincy Roche, FA^  
Thayer Thomas, UDFA^  
Najee Thompson, UDFA  
Nick Vigil, FA^  
Jaylin Williams, UDFA^  
Joejuan Williams, FA^

# PLAYER PARTICIPATION SUMMARY

## 2023 MINNESOTA VIKINGS PLAYER PARTICIPATION SUMMARY (AS OF NOVEMBER 7, 2023)

| PLAYER              | GP | GS | N | X | PLAYER              | GP | GS | N | X |
|---------------------|----|----|---|---|---------------------|----|----|---|---|
| Addison, Jordan     | 9  | 6  | 0 | 0 | Joseph, Greg        | 9  | 0  | 0 | 0 |
| Adeniji, Hakeem     | 1  | 0  | 4 | 0 | Knowles, Malik      | 0  | 0  | 0 | 0 |
| Aho, Junior         | 0  | 0  | 0 | 0 | Kwenkeu, William    | 0  | 0  | 0 | 0 |
| Akers, Cam          | 6  | 0  | 1 | 0 | Lowry, Dean         | 8  | 3  | 1 | 0 |
| Asamoah II, Brian   | 7  | 0  | 2 | 0 | Lynch, James        | 0  | 0  | 0 | 0 |
| Blackmon, Mekhi     | 8  | 0  | 0 | 1 | Mannion, Sean       | 0  | 0  | 0 | 0 |
| Booth Jr., Andrew   | 9  | 0  | 0 | 0 | Mattison, Alexander | 9  | 9  | 0 | 0 |
| Bradbury, Garrett   | 6  | 6  | 3 | 0 | McBride, DeWayne    | 0  | 0  | 0 | 0 |
| Brandel, Blake      | 9  | 0  | 0 | 0 | Metellus, Josh      | 9  | 9  | 0 | 0 |
| Bullard, Jonathan   | 9  | 6  | 0 | 0 | Morgan, Tanner      | 0  | 0  | 0 | 0 |
| Bynum, Camryn       | 9  | 9  | 0 | 0 | Mullens, Nick       | 0  | 0  | 1 | 4 |
| Byrd, Henry         | 0  | 0  | 0 | 0 | Mundt, Johnny       | 9  | 0  | 0 | 0 |
| Carter II, Andre    | 0  | 0  | 0 | 0 | Murphy Jr., Byron   | 9  | 9  | 0 | 0 |
| Carter, Andre       | 4  | 0  | 5 | 0 | Muse, Nick          | 0  | 0  | 9 | 0 |
| Chandler, Ty        | 9  | 0  | 0 | 0 | Nailor, Jalen       | 2  | 0  | 1 | 0 |
| Chisena, Dan        | 0  | 0  | 0 | 0 | Nwangwu, Kene       | 1  | 0  | 2 | 0 |
| Cine, Lewis         | 4  | 0  | 5 | 0 | O'Neill, Brian      | 9  | 9  | 0 | 0 |
| Cleveland, Ezra     | 6  | 6  | 2 | 0 | Oliver, Josh        | 9  | 7  | 0 | 0 |
| Coldon Jr., C.J.    | 0  | 0  | 0 | 0 | Osborn, K.J.        | 9  | 8  | 0 | 0 |
| Cousins, Kirk       | 8  | 8  | 0 | 0 | Pace Jr., Ivan      | 9  | 5  | 0 | 0 |
| Cronk, Coy          | 0  | 0  | 0 | 0 | Phillips, Harrison  | 9  | 9  | 0 | 0 |
| Darrisaw, Christian | 7  | 7  | 1 | 1 | Powell, Brandon     | 9  | 1  | 0 | 0 |
| Davenport, Marcus   | 4  | 3  | 2 | 0 | Quessenberry, David | 8  | 1  | 1 | 0 |
| Day, Sheldon        | 0  | 0  | 0 | 0 | Reed, Chris         | 0  | 0  | 0 | 0 |
| DePaola, Andrew     | 9  | 0  | 0 | 0 | Risner, Dalton      | 7  | 3  | 0 | 0 |
| Dobbs, Joshua       | 1  | 0  | 0 | 0 | Robinson, Tyrese    | 0  | 0  | 0 | 0 |
| Dogbe, Michael      | 0  | 0  | 0 | 0 | Roche, Quincy       | 0  | 0  | 0 | 0 |
| Dye, Troy           | 9  | 0  | 0 | 0 | Roy, Jaquelin       | 6  | 1  | 3 | 0 |
| Evans, Akayleb      | 9  | 9  | 0 | 0 | Schlottmann, Austin | 6  | 3  | 0 | 3 |
| Fumagalli, Troy     | 0  | 0  | 0 | 0 | Smith, Harrison     | 9  | 9  | 0 | 0 |
| Gaskin, Myles       | 1  | 0  | 0 | 2 | Smith, T.J.         | 1  | 0  | 0 | 0 |
| Hall, Jaren         | 2  | 1  | 4 | 3 | Thomas, Thayer      | 0  | 0  | 0 | 0 |
| Ham, C.J.           | 9  | 3  | 0 | 0 | Thompson, Najee     | 7  | 0  | 2 | 0 |
| Harry, N'Keal       | 6  | 0  | 0 | 0 | Tonga, Khyiris      | 6  | 0  | 3 | 0 |
| Hicks, Jordan       | 9  | 9  | 0 | 0 | Udoh, Ollisaemeka   | 2  | 1  | 0 | 0 |
| Hockenson, T.J.     | 9  | 6  | 0 | 0 | Vigil, Nick         | 2  | 0  | 0 | 0 |
| Hunter, Danielle    | 9  | 9  | 0 | 0 | Vilain, Luiji       | 1  | 0  | 0 | 0 |
| Ingram, Ed          | 9  | 9  | 0 | 0 | Ward, Jay           | 9  | 0  | 0 | 0 |
| Jackson, Lucky      | 0  | 0  | 0 | 0 | Whitley, Benton     | 1  | 0  | 0 | 0 |
| Jackson, Theo       | 9  | 0  | 0 | 0 | Williams, Jaylin    | 0  | 0  | 0 | 0 |
| Jackson, Trishton   | 5  | 0  | 0 | 0 | Williams, Joejuan   | 0  | 0  | 0 | 0 |
| Jefferson, Justin   | 5  | 5  | 0 | 0 | Wonnum, D.J.        | 9  | 8  | 0 | 0 |
| Jones II, Pat       | 9  | 1  | 0 | 0 | Wright, Ryan        | 9  | 0  | 0 | 0 |

GP=Games Played, GS=Started, N=On Inactive List, X=Did Not Play (Non-injury)



# 2023 SEASON STATS

## MINNESOTA VIKINGS / REGULAR SEASON WEEK 9 / THROUGH SUNDAY, NOVEMBER 5, 2023

| WON 5, LOST 4 |   | KEVIN O'CONNELL (9 GAMES) |                 |        |
|---------------|---|---------------------------|-----------------|--------|
| 09/10         | L | 17-20                     | Tampa Bay       | 66,741 |
| 09/14         | L | 28-34                     | at Philadelphia | 69,879 |
| 09/24         | L | 24-28                     | L.A. Chargers   | 66,878 |
| 10/01         | W | 21-13                     | at Carolina     | 72,842 |
| 10/08         | L | 20-27                     | Kansas City     | 67,003 |
| 10/15         | W | 19-13                     | at Chicago      | 62,167 |
| 10/23         | W | 22-17                     | San Francisco   | 66,975 |
| 10/29         | W | 24-10                     | at Green Bay    | 78,113 |
| 11/05         | W | 31-28                     | at Atlanta      | 69,715 |

| 2023 TEAM STATISTICS             |                |                |
|----------------------------------|----------------|----------------|
|                                  | MIN            | OPP.           |
| <b>FIRST DOWNS</b>               | <b>187</b>     | <b>176</b>     |
| Rushing                          | 37             | 61             |
| Passing                          | 126            | 107            |
| Penalty                          | 24             | 8              |
| Third Down-Made/Att              | 50/120         | 57/126         |
| Third Down Efficiency            | 41.7%          | 45.2%          |
| Fourth Down-Made/Att             | 11/15          | 7/13           |
| Fourth Down Efficiency           | 73.3%          | 53.8%          |
| <b>TOTAL NET YARDS</b>           | <b>3,193</b>   | <b>2,952</b>   |
| Avg. Per Game                    | 354.8          | 328.0          |
| Total Plays                      | 571            | 586            |
| Avg. Per Play                    | 5.6            | 5.0            |
| <b>NET YARDS RUSHING</b>         | <b>732</b>     | <b>923</b>     |
| Avg. Per Game                    | 81.3           | 102.6          |
| Total Rushes                     | 198            | 251            |
| Avg. Per Rush                    | 3.7            | 3.7            |
| <b>NET YARDS PASSING</b>         | <b>2,461</b>   | <b>2,029</b>   |
| Avg. Per Game                    | 273.4          | 225.4          |
| Sacked/Yards Lost                | 22/129         | 24/186         |
| Gross Yards                      | 2,590          | 2,215          |
| Attempts/Completions             | 351/244        | 311/218        |
| Pct. of Completion               | 69.5%          | 70.1%          |
| Had Intercepted                  | 5              | 7              |
| <b>PUNTS/AVERAGE</b>             | <b>27/49.6</b> | <b>34/46.4</b> |
| Net Punting Average              | 43.3           | 39.9           |
| <b>PUNT RETURN/AVG.</b>          | <b>18/7.9</b>  | <b>12/7.7</b>  |
| <b>KICKOFF RETURN/AVG.</b>       | <b>6/23.0</b>  | <b>11/23.5</b> |
| <b>INTERCEPTION RETURN/AVG.</b>  | <b>7/15.3</b>  | <b>5/28.8</b>  |
| <b>PENALTIES/YARDS</b>           | <b>43/330</b>  | <b>67/551</b>  |
| <b>FUMBLES/BALL LOST</b>         | <b>17/12</b>   | <b>13/5</b>    |
| <b>TOUCHDOWNS</b>                | <b>24</b>      | <b>20</b>      |
| Rushing                          | 2              | 7              |
| Passing                          | 20             | 12             |
| Returns                          | 2              | 1              |
| <b>EXTRA POINTS/ATTEMPTS</b>     | <b>21/23</b>   | <b>20/20</b>   |
| <b>TWO POINT CONVERSION/ATT.</b> | <b>1/1</b>     | <b>0/0</b>     |
| <b>FIELD GOALS/ATTEMPTS</b>      | <b>13/17</b>   | <b>16/19</b>   |
| <b>AVG. TIME OF POSSESSION</b>   | <b>28:55</b>   | <b>31:05</b>   |

| * SCORE BY PERIODS | Q1 | Q2 | Q3 | Q4 | OT | PTS |
|--------------------|----|----|----|----|----|-----|
| TEAM               | 23 | 72 | 66 | 45 | 0  | 206 |
| OPPONENTS          | 30 | 60 | 66 | 34 | 0  | 190 |

| SCORING      | TD | RU | PA | RT | K-PAT | FG    | 2PT | S | PTS |
|--------------|----|----|----|----|-------|-------|-----|---|-----|
| G. Joseph    | 0  | 0  | 0  | 0  | 21/23 | 13/17 | 0   | 0 | 60  |
| J. Addison   | 7  | 0  | 7  | 0  | 0/0   | 0/0   | 0   | 0 | 42  |
| T. Hockenson | 3  | 0  | 3  | 0  | 0/0   | 0/0   | 0   | 0 | 18  |
| J. Jefferson | 3  | 0  | 3  | 0  | 0/0   | 0/0   | 0   | 0 | 18  |
| A. Mattison  | 3  | 0  | 3  | 0  | 0/0   | 0/0   | 0   | 0 | 18  |

| * RUSHING        | NO.        | YDS        | AVG        | LONG      | TD       |
|------------------|------------|------------|------------|-----------|----------|
| A. Mattison      | 122        | 434        | 3.6        | 19        | 0        |
| C. Akers         | 38         | 138        | 3.6        | 19        | 1        |
| J. Dobbs         | 7          | 66         | 9.4        | 22        | 1        |
| T. Chandler      | 8          | 42         | 5.3        | 15        | 0        |
| K. Cousins       | 14         | 25         | 1.8        | 10        | 0        |
| B. Powell        | 4          | 15         | 3.8        | 9         | 0        |
| J. Hall          | 4          | 10         | 2.5        | 8         | 0        |
| J. Addison       | 1          | 2          | 2.0        | 2         | 0        |
| <b>TEAM</b>      | <b>198</b> | <b>732</b> | <b>3.7</b> | <b>22</b> | <b>2</b> |
| <b>OPPONENTS</b> | <b>251</b> | <b>923</b> | <b>3.7</b> | <b>43</b> | <b>7</b> |

| * RECEIVING      | TAR        | NO.        | YDS          | AVG         | LONG       | TD        |
|------------------|------------|------------|--------------|-------------|------------|-----------|
| T. Hockenson     | 80         | 60         | 547          | 9.1         | 29         | 3         |
| J. Addison       | 59         | 41         | 534          | 13.0        | 62t        | 7         |
| J. Jefferson     | 53         | 36         | 571          | 15.9        | 52t        | 3         |
| K. Osborn        | 49         | 32         | 377          | 11.8        | 36t        | 2         |
| A. Mattison      | 34         | 23         | 158          | 6.9         | 47         | 3         |
| B. Powell        | 22         | 15         | 157          | 10.5        | 27         | 1         |
| J. Oliver        | 14         | 12         | 71           | 5.9         | 18         | 1         |
| C. Akers         | 12         | 11         | 70           | 6.4         | 30         | 0         |
| T. Chandler      | 6          | 5          | 43           | 8.6         | 18         | 0         |
| C. Ham           | 5          | 4          | 16           | 4.0         | 7          | 0         |
| T. Jackson       | 4          | 2          | 9            | 4.5         | 7          | 0         |
| J. Mundt         | 3          | 3          | 37           | 12.3        | 18         | 0         |
| <b>TEAM</b>      | <b>341</b> | <b>244</b> | <b>2,590</b> | <b>10.6</b> | <b>62t</b> | <b>20</b> |
| <b>OPPONENTS</b> | <b>299</b> | <b>218</b> | <b>2,215</b> | <b>10.2</b> | <b>63t</b> | <b>12</b> |

| * INTERCEPTIONS  | NO.      | YDS        | AVG         | LONG       | TD       |
|------------------|----------|------------|-------------|------------|----------|
| B. Murphy Jr.    | 2        | 55         | 27.5        | 37         | 0        |
| C. Bynum         | 2        | 0          | 0.0         | 0          | 0        |
| J. Metellus      | 1        | 43         | 43.0        | 43         | 0        |
| J. Hicks         | 1        | 9          | 9.0         | 9          | 0        |
| T. Jackson       | 1        | 0          | 0.0         | 0          | 0        |
| <b>TEAM</b>      | <b>7</b> | <b>107</b> | <b>15.3</b> | <b>43</b>  | <b>0</b> |
| <b>OPPONENTS</b> | <b>7</b> | <b>147</b> | <b>21.0</b> | <b>99t</b> | <b>1</b> |

| * FUMBLES        | FUM       | LST       | FF       | REC      | TD       |
|------------------|-----------|-----------|----------|----------|----------|
| K. Cousins       | 7         | 4         | 0        | 2        | 0        |
| J. Dobbs         | 3         | 2         | 0        | 1        | 0        |
| B. Powell        | 1         | 1         | 0        | 0        | 0        |
| J. Oliver        | 1         | 1         | 0        | 0        | 0        |
| A. Mattison      | 1         | 1         | 0        | 0        | 0        |
| J. Hall          | 1         | 1         | 0        | 0        | 0        |
| T. Hockenson     | 1         | 1         | 0        | 0        | 0        |
| J. Jefferson     | 1         | 1         | 0        | 0        | 0        |
| B. Murphy Jr.    | 1         | 0         | 0        | 1        | 0        |
| <b>TEAM</b>      | <b>17</b> | <b>12</b> | <b>0</b> | <b>4</b> | <b>0</b> |
| <b>OPPONENTS</b> | <b>13</b> | <b>5</b>  | <b>0</b> | <b>3</b> | <b>0</b> |

| * PUNTING        | NO.       | YDS          | AVG         | NET         | TB       | IN        | LG        | B        |
|------------------|-----------|--------------|-------------|-------------|----------|-----------|-----------|----------|
| R. Wright        | 27        | 1,340        | 49.6        | 43.3        | 4        | 5         | 63        | 0        |
| <b>TEAM</b>      | <b>27</b> | <b>1,340</b> | <b>49.6</b> | <b>43.3</b> | <b>4</b> | <b>5</b>  | <b>63</b> | <b>0</b> |
| <b>OPPONENTS</b> | <b>34</b> | <b>1,578</b> | <b>46.4</b> | <b>39.9</b> | <b>4</b> | <b>11</b> | <b>63</b> | <b>0</b> |

| * PUNT RETURNS   | RET       | FC       | YDS        | AVG        | LONG      | TD       |
|------------------|-----------|----------|------------|------------|-----------|----------|
| B. Powell        | 18        | 8        | 143        | 7.9        | 24        | 0        |
| <b>TEAM</b>      | <b>18</b> | <b>8</b> | <b>143</b> | <b>7.9</b> | <b>24</b> | <b>0</b> |
| <b>OPPONENTS</b> | <b>12</b> | <b>5</b> | <b>92</b>  | <b>7.7</b> | <b>16</b> | <b>0</b> |

| * KICKOFF RETURNS | NO.      | YDS        | AVG         | LONG      | TD       |
|-------------------|----------|------------|-------------|-----------|----------|
| T. Chandler       | 4        | 97         | 24.3        | 33        | 0        |
| K. Nwangwu        | 2        | 41         | 20.5        | 28        | 0        |
| <b>TEAM</b>       | <b>6</b> | <b>138</b> | <b>23.0</b> | <b>33</b> | <b>0</b> |

## 2023 SEASON STATS

|                  |           |          |           |          |              |              |          |          |            |
|------------------|-----------|----------|-----------|----------|--------------|--------------|----------|----------|------------|
| K. Osborn        | 2         | 0        | 2         | 0        | 0/0          | 0/0          | 0        | 0        | 12         |
| C. Akers         | 1         | 1        | 0         | 0        | 0/0          | 0/0          | 0        | 0        | 6          |
| J. Dobbs         | 1         | 1        | 0         | 0        | 0/0          | 0/0          | 0        | 0        | 6          |
| J. Hicks         | 1         | 0        | 0         | 1        | 0/0          | 0/0          | 0        | 0        | 6          |
| J. Oliver        | 1         | 0        | 1         | 0        | 0/0          | 0/0          | 0        | 0        | 6          |
| B. Powell        | 1         | 0        | 1         | 0        | 0/0          | 0/0          | 0        | 0        | 6          |
| D. Wonnum        | 1         | 0        | 0         | 1        | 0/0          | 0/0          | 0        | 0        | 6          |
| T. Jackson       | 0         | 0        | 0         | 0        | 0/0          | 0/0          | 1        | 0        | 2          |
| <b>TEAM</b>      | <b>24</b> | <b>2</b> | <b>20</b> | <b>2</b> | <b>21/23</b> | <b>13/17</b> | <b>1</b> | <b>0</b> | <b>206</b> |
| <b>OPPONENTS</b> | <b>20</b> | <b>7</b> | <b>12</b> | <b>1</b> | <b>20/20</b> | <b>16/19</b> | <b>0</b> | <b>1</b> | <b>190</b> |

|                      |             |              |              |              |            |
|----------------------|-------------|--------------|--------------|--------------|------------|
| <b>OPPONENTS</b>     | <b>11</b>   | <b>258</b>   | <b>23.5</b>  | <b>37</b>    | <b>0</b>   |
| <b>* FIELD GOALS</b> | <b>1-19</b> | <b>20-29</b> | <b>30-39</b> | <b>40-49</b> | <b>50+</b> |
| G. Joseph            | 1/1         | 6/6          | 2/2          | 1/3          | 3/5        |
| <b>TEAM</b>          | <b>1/1</b>  | <b>6/6</b>   | <b>2/2</b>   | <b>1/3</b>   | <b>3/5</b> |
| <b>OPPONENTS</b>     | <b>0/0</b>  | <b>4/4</b>   | <b>3/3</b>   | <b>2/3</b>   | <b>7/9</b> |

G. Joseph: (25G) (-) (23G) (-) (40G, 29G) (53G, 51G, 57WR) (21G, 20G, 54G, 50WR) (42WR, 25G, 44B) (19G, 32G, 31G)  
**OPP:** (36G, 57G) (24G, 55WR, 61G) (53WL) (26G, 56G) (38G, 40G) (22G, 53G) (40WR, 55G) (30G) (52G, 43G, 23G, 54G)

**2-Pt Conv:** T. Jackson 1, **TM** 1-1, **OPP** 0-0

**SACKS:** D. Hunter 10.0, D. Wonnum 4.0, H. Smith 3.0, H. Phillips 2.0, M. Davenport 2.0, J. Hicks 1.0, J. Metellus 1.0, I. Pace Jr. 0.5, C. Bynum 0.5, **TM** 24.0, **OPP** 22.0 **FUM/LOST:** K. Cousins 7/4, J. Dobbs 3/2, A. Mattison 1/1, J. Oliver 1/1, B. Powell 1/1, J. Jefferson 1/1, J. Hall 1/1, T. Hockenson 1/1, B. Murphy Jr. 1/0, **TM** 17/12, **OPP** 13/5

| * PASSING        | ATT        | CMP        | YDS          | CMP%        | YDS/ATT    | TD        | TD%        | INT      | INT%       | LONG       | SACK      | LOST       | RATING       |
|------------------|------------|------------|--------------|-------------|------------|-----------|------------|----------|------------|------------|-----------|------------|--------------|
| K. Cousins       | 311        | 216        | 2,331        | 69.5        | 7.5        | 18        | 5.8        | 5        | 1.6        | 62t        | 17        | 110        | 103.8        |
| J. Dobbs         | 30         | 20         | 158          | 66.7        | 5.3        | 2         | 6.7        | 0        | 0.0        | 29         | 3         | 12         | 101.8        |
| J. Hall          | 10         | 8          | 101          | 80.0        | 10.1       | 0         | 0.0        | 0        | 0.0        | 47         | 1         | 0          | 108.8        |
| C. Akers         | 0          | 0          | 0            | ---         | --         | 0         | ---        | 0        | ---        | ---        | 1         | 7          | ---          |
| <b>TEAM</b>      | <b>351</b> | <b>244</b> | <b>2,590</b> | <b>69.5</b> | <b>7.4</b> | <b>20</b> | <b>5.7</b> | <b>5</b> | <b>1.4</b> | <b>62t</b> | <b>22</b> | <b>129</b> | <b>103.8</b> |
| <b>OPPONENTS</b> | <b>311</b> | <b>218</b> | <b>2,215</b> | <b>70.1</b> | <b>7.1</b> | <b>12</b> | <b>3.9</b> | <b>7</b> | <b>2.3</b> | <b>63t</b> | <b>24</b> | <b>186</b> | <b>93.7</b>  |

# 2023 DEFENSIVE STATS

| POS.                  | PLAYER        | TKL.       | AST.       | TOTAL      | TFL       | SACKS/YDS.        | PR        | FR        | FF        | INT./YDS.    | PD        |
|-----------------------|---------------|------------|------------|------------|-----------|-------------------|-----------|-----------|-----------|--------------|-----------|
| S                     | C. Bynum      | 56         | 24         | 80         | 2         | 0.5/2.0           | 1         | 0         | 1         | 2/0          | 7         |
| LB                    | J. Hicks      | 47         | 33         | 80         | 3         | 1.0/8.0           | 1         | 2         | 1         | 1/9          | 4         |
| S                     | H. Smith      | 37         | 24         | 61         | 2         | 3.0/35.0          | 4         | 0         | 3         | 0/0          | 1         |
| S                     | J. Metellus   | 35         | 23         | 58         | 4         | 1.0/10.0          | 7         | 1         | 1         | 1/43         | 3         |
| DL                    | H. Phillips   | 28         | 26         | 54         | 0         | 2.0/4.0           | 5         | 0         | 0         | 0/0          | 1         |
| CB                    | A. Evans      | 35         | 12         | 47         | 0         | 0.0/0.0           | 0         | 0         | 3         | 0/0          | 4         |
| OLB                   | D. Hunter     | 32         | 14         | 46         | 13        | 10.0/74.0         | 9         | 0         | 3         | 0/0          | 2         |
| CB                    | B. Murphy Jr. | 26         | 9          | 35         | 2         | 0.0/0.0           | 0         | 1         | 0         | 2/55         | 9         |
| OLB                   | D. Wonnum     | 15         | 17         | 32         | 4         | 4.0/35.5          | 10        | 1         | 0         | 0/0          | 2         |
| LB                    | I. Pace Jr.   | 19         | 12         | 31         | 0         | 0.5/0.5           | 5         | 0         | 0         | 0/0          | 1         |
| DL                    | J. Bullard    | 15         | 14         | 29         | 1         | 0.0/0.0           | 0         | 0         | 0         | 0/0          | 0         |
| DL                    | D. Lowry      | 4          | 10         | 14         | 0         | 0.0/0.0           | 0         | 1         | 0         | 0/0          | 1         |
| CB                    | M. Blackmon   | 10         | 2          | 12         | 0         | 0.0/0.0           | 0         | 0         | 0         | 0/0          | 4         |
| S                     | T. Jackson    | 6          | 3          | 9          | 0         | 0.0/0.0           | 0         | 0         | 0         | 1/0          | 1         |
| OLB                   | P. Jones II   | 6          | 3          | 9          | 2         | 0.0/0.0           | 2         | 0         | 0         | 0/0          | 0         |
| DL                    | J. Roy        | 3          | 5          | 8          | 1         | 0.0/0.0           | 1         | 0         | 0         | 0/0          | 0         |
| OLB                   | M. Davenport  | 3          | 4          | 7          | 2         | 2.0/17.0          | 4         | 0         | 0         | 0/0          | 0         |
| DL                    | K. Tonga      | 3          | 2          | 5          | 0         | 0.0/0.0           | 0         | 0         | 0         | 0/0          | 0         |
| CB                    | A. Booth Jr.  | 3          | 1          | 4          | 0         | 0.0/0.0           | 0         | 0         | 0         | 0/0          | 0         |
| LB                    | B. Asamoah II | 1          | 2          | 3          | 0         | 0.0/0.0           | 0         | 0         | 0         | 0/0          | 0         |
| LB                    | T. Dye        | 1          | 1          | 2          | 0         | 0.0/0.0           | 0         | 0         | 0         | 0/0          | 0         |
| OLB                   | A. Carter     | 0          | 1          | 1          | 0         | 0.0/0.0           | 0         | 0         | 0         | 0/0          | 0         |
| DL                    | T. Smith      | 0          | 1          | 1          | 0         | 0.0/0.0           | 0         | 0         | 0         | 0/0          | 0         |
| <b>VIKINGS TOTALS</b> |               | <b>385</b> | <b>243</b> | <b>628</b> | <b>36</b> | <b>24.0/186.0</b> | <b>49</b> | <b>6</b>  | <b>12</b> | <b>7/107</b> | <b>40</b> |
| <b>OPP. TOTALS</b>    |               | <b>378</b> | <b>173</b> | <b>551</b> | <b>49</b> | <b>22.0/129.0</b> | <b>71</b> | <b>10</b> | <b>11</b> | <b>5/144</b> | <b>41</b> |

Assist.=Assist, TFL=Tackle for a Loss, PR=Pressures, Int.=Interception, FR=Fumble Recovery, FF=Forced Fumble, PD=Pass Defense

| 2023 VIKINGS SPECIAL TEAMS |                   |           |              |
|----------------------------|-------------------|-----------|--------------|
| POS.                       | PLAYER            | TKL.      | AST. COMB.   |
| S                          | Ward, Jay         | 3         | 3 6          |
| CB                         | Thompson, Najee   | 3         | 1 4          |
| LB                         | Asamoah II, Brian | 1         | 2 3          |
| LB                         | Dye, Troy         | 2         | 0 2          |
| S                          | Jackson, Theo     | 2         | 0 2          |
| K                          | Joseph, Greg      | 2         | 0 2          |
| S                          | Metellus, Josh    | 2         | 0 2          |
| FB                         | Ham, C.J.         | 1         | 1 2          |
| OLB                        | Wonnum, D.J.      | 1         | 1 2          |
| WR                         | Nailor, Jalen     | 1         | 0 1          |
| LB                         | Pace Jr., Ivan    | 1         | 0 1          |
| RB                         | Chandler, Ty      | 0         | 1 1          |
| LS                         | DePaola, Andrew   | 0         | 1 1          |
| LB                         | Vigil, Nick       | 0         | 1 1          |
| <b>TOTALS</b>              |                   | <b>19</b> | <b>11 30</b> |

| DEFENSIVE STATS BY RANK |      |               |     |                  |     |                 |     |              |     |
|-------------------------|------|---------------|-----|------------------|-----|-----------------|-----|--------------|-----|
| SACKS                   |      | INTERCEPTIONS |     | TACKLES FOR LOSS |     | PASSES DEFENSED |     | PRESSURES    |     |
| PLAYER                  | NO.  | PLAYER        | NO. | PLAYER           | NO. | PLAYER          | NO. | PLAYER       | NO. |
| D. Hunter               | 10.0 | C. Bynum      | 2   | D. Hunter        | 13  | B. Murphy Jr.   | 9   | D. Wonnum    | 10  |
| D. Wonnum               | 4.0  | B. Murphy Jr. | 2   | J. Metellus      | 4   | C. Bynum        | 7   | D. Hunter    | 9   |
| H. Smith                | 3.0  | J. Hicks      | 1   | D. Wonnum        | 4   | M. Blackmon     | 4   | J. Metellus  | 7   |
| M. Davenport            | 2.0  | T. Jackson    | 1   | J. Hicks         | 3   | A. Evans        | 4   | I. Pace Jr.  | 5   |
| H. Phillips             | 2.0  | J. Metellus   | 1   | C. Bynum         | 2   | J. Hicks        | 4   | H. Phillips  | 5   |
| J. Hicks                | 1.0  |               |     | M. Davenport     | 2   | J. Metellus     | 3   | M. Davenport | 4   |
| J. Metellus             | 1.0  |               |     | P. Jones II      | 2   | D. Hunter       | 2   | H. Smith     | 4   |
| C. Bynum                | 0.5  |               |     | B. Murphy Jr.    | 2   | D. Wonnum       | 2   | P. Jones II  | 2   |
| I. Pace Jr.             | 0.5  |               |     | H. Smith         | 2   | T. Jackson      | 1   | C. Bynum     | 1   |
|                         |      |               |     | J. Bullard       | 1   | D. Lowry        | 1   | J. Hicks     | 1   |
|                         |      |               |     | J. Roy           | 1   | I. Pace Jr.     | 1   | J. Roy       | 1   |
|                         |      |               |     |                  |     | H. Phillips     | 1   |              |     |
|                         |      |               |     |                  |     | H. Smith        | 1   |              |     |

# GAME SUMMARIES



**WEEK 1:**  
**Buccaneers 20, Vikings 17**  
 September 10, 2023 • U.S. Bank Stadium • 66,741



|                                   |          |           |          |          |          |           |
|-----------------------------------|----------|-----------|----------|----------|----------|-----------|
| <b>Tampa Bay Buccaneers</b> ..... | <b>3</b> | <b>7</b>  | <b>7</b> | <b>3</b> | <b>-</b> | <b>20</b> |
| <b>Minnesota Vikings</b> .....    | <b>0</b> | <b>10</b> | <b>0</b> | <b>7</b> | <b>-</b> | <b>17</b> |

- TB** – C. McLaughlin 36 yd. Field Goal (4-0, 1:35)
- MIN** – J. Addison 39 yd. pass from K. Cousins (G. Joseph kick) (6-83, 2:53)
- MIN** – G. Joseph 25 yd. Field Goal (9-62, 3:43)
- TB** – M. Evans 28 yd. pass from B. Mayfield (C. McLaughlin kick) (7-61, 1:30)
- TB** – T. Palmer 7 yd. pass from B. Mayfield (C. McLaughlin kick) (16-75, 8:59)
- MIN** – A. Mattison 4 yd. pass from K. Cousins (G. Joseph kick) (16-75, 7:24)
- TB** – C. McLaughlin 57 yd. Field Goal (10-38, 4:46)

| TEAM STATISTICS                 | BUCCANEERS | VIKINGS |
|---------------------------------|------------|---------|
| First Downs .....               | 16         | 18      |
| Total Net Yards .....           | 242        | 369     |
| Rushes/Net Yards .....          | 33/73      | 17/41   |
| Net Passing .....               | 169        | 328     |
| Pass Attempts/Completions ..... | 34/21      | 44/33   |
| Had Intercepted .....           | 0          | 1       |
| Sacked/Yards Lost .....         | 1/4        | 2/16    |
| Punts/Average .....             | 6/54.5     | 5/51.4  |
| Penalties/Yards .....           | 3/19       | 6/45    |
| Fumbles/Lost .....              | 0/0        | 2/2     |
| Possession Time .....           | 30:39      | 29:21   |

- RUSHING**
- MIN** – A. Mattison 11-34; K. Cousins 3-7; T. Chandler 3-(0)
  - TB** – R. White 17-39; S. Tucker 5-15; B. Mayfield 8-11; C. Edmonds 2-8; R. Jarrett 1-(0)


- RECEIVING**
- MIN** – J. Jefferson 9-150; J. Addison 4-61, TD; T. Hockenson 8-35; J. Oliver 3-32; K. Osborn 3-31; T. Chandler 1-18; A. Mattison 3-10, TD; C. Ham 2-7
  - TB** – M. Evans 6-66, TD; C. Godwin 5-51; C. Otton 2-19; D. Thompkins 2-10; R. White 2-10; S. Tucker 2-9; T. Palmer 2-8, TD

- PASSING**
- MIN** – K. Cousins 44-33-344, 2 TDs, 1 INT
  - TB** – B. Mayfield 34-21-173, 2 TDs, 0 INT


- INTERCEPTIONS**
- MIN** – None
  - TB** – C. Izien 1

- SACKS**
- MIN** – D. Hunter 1.0
  - TB** – A. Nelson 1.0; A. Winfield Jr. 1.0

- FIELD GOALS**
- MIN** – G. Joseph (25)
  - TB** – C. McLaughlin (36) (57)



**WEEK 2:**  
**Eagles 34, Vikings 28**  
 September 14, 2023 • Lincoln Financial Field • 69,879



|                                  |          |           |           |           |          |           |
|----------------------------------|----------|-----------|-----------|-----------|----------|-----------|
| <b>Minnesota Vikings</b> .....   | <b>0</b> | <b>7</b>  | <b>7</b>  | <b>14</b> | <b>-</b> | <b>28</b> |
| <b>Philadelphia Eagles</b> ..... | <b>3</b> | <b>10</b> | <b>14</b> | <b>7</b>  | <b>-</b> | <b>34</b> |

- PHI** – J. Elliott 24 yd. Field Goal (9-69, 5:12)
- MIN** – T. Hockenson 5 yd. pass from K. Cousins (G. Joseph kick) (9-55, 5:03)
- PHI** – J. Hurts 1 yd. run (J. Elliott kick) (16-75, 7:55)
- PHI** – J. Elliott 61 yd. Field Goal (6-37, 0:34)
- PHI** – J. Hurts 1 yd. run (J. Elliott kick) (2-7, 0:33)
- PHI** – D. Smith 63 yd. pass from J. Hurts (J. Elliott kick) (3-69, 1:35)
- MIN** – J. Addison 62 yd. pass from K. Cousins (G. Joseph kick) (5-75, 1:45)
- MIN** – K. Osborn 10 yd. pass from K. Cousins (G. Joseph kick) (9-86, 3:38)
- PHI** – D. Swift 2 yd. run (J. Elliott kick) (8-75, 3:28)
- MIN** – T. Hockenson 5 yd. pass from K. Cousins (G. Joseph kick) (10-75, 3:03)

| TEAM STATISTICS                 | VIKINGS | EAGLES |
|---------------------------------|---------|--------|
| First Downs .....               | 19      | 24     |
| Total Net Yards .....           | 374     | 430    |
| Rushes/Net Yards .....          | 9/28    | 48/259 |
| Net Passing .....               | 346     | 171    |
| Pass Attempts/Completions ..... | 44/31   | 23/18  |
| Had Intercepted .....           | 0       | 1      |
| Sacked/Yards Lost .....         | 2/18    | 4/22   |
| Punts/Average .....             | 3/52.3  | 4/37.5 |
| Penalties/Yards .....           | 2/15    | 7/45   |
| Fumbles/Lost .....              | 4/4     | 1/0    |
| Possession Time .....           | 20:32   | 39:28  |

- RUSHING**
- MIN** – A. Mattison 8-28; T. Chandler 1-(0)
  - PHI** – D. Swift 28-175, TD; B. Scott 5-40; J. Hurts 12-35, 2 TDs; R. Penny 3-9

- RECEIVING**
- MIN** – J. Jefferson 11-159; J. Addison 3-72, TD; T. Hockenson 7-66, 2 TDs; K. Osborn 3-34, TD; J. Oliver 2-13; A. Mattison 3-11; T. Chandler 2-9
  - PHI** – D. Smith 4-131, TD; A. Brown 4-29; D. Goedert 6-22; D. Swift 3-6; R. Penny 1-5

- PASSING**
- MIN** – K. Cousins 44-31-364, 4 TDs, 0 INT
  - PHI** – J. Hurts 23-18-193, TD, 1 INT

- INTERCEPTIONS**
- MIN** – T. Jackson 1
  - PHI** – None

- SACKS**
- MIN** – D. Hunter 3.0; I. Pace Jr. 0.5; H. Phillips 0.5
  - PHI** – J. Davis 1.0; J. Sweat 1.0

- FIELD GOALS**
- MIN** – None
  - PHI** – J. Elliott (24) (61) 55WR

# GAME SUMMARIES



WEEK 3:

## Chargers 28, Vikings 24

September 24, 2023 • U.S. Bank Stadium • 66,878



|                                   |          |           |          |          |          |           |
|-----------------------------------|----------|-----------|----------|----------|----------|-----------|
| <b>Los Angeles Chargers</b> ..... | <b>7</b> | <b>7</b>  | <b>7</b> | <b>7</b> | <b>-</b> | <b>28</b> |
| <b>Minnesota Vikings</b> .....    | <b>0</b> | <b>10</b> | <b>7</b> | <b>7</b> | <b>-</b> | <b>24</b> |

**LAC** – D.Parham 3 yd. pass from J.Herbert (C.Dicker kick) (12-79, 5:41)  
**MIN** – J.Oliver 4 yd. pass from K.Cousins (G.Joseph kick) (5-75, 2:46)  
**MIN** – G.Joseph 23 yd. Field Goal (11-40, 3:54)  
**LAC** – D.Parham 1 yd. pass from J.Herbert (C.Dicker kick) (10-75, 1:21)  
**LAC** – M.Williams 49 yd. pass from K.Allen (C.Dicker kick) (3-80, 1:11)  
**MIN** – K.Osborn 36 yd. pass from K.Cousins (G.Joseph kick) (8-75, 2:52)  
**MIN** – J.Jefferson 52 yd. pass from K.Cousins (G.Joseph kick) (8-83, 3:47)  
**LAC** – J.Palmer 30 yd. pass from J.Herbert (C.Dicker kick) (7-75, 3:15)

| TEAM STATISTICS                 | CHARGERS | VIKINGS |
|---------------------------------|----------|---------|
| First Downs .....               | 24       | 29      |
| Total Net Yards .....           | 475      | 475     |
| Rushes/Net Yards .....          | 15/30    | 24/130  |
| Net Passing .....               | 445      | 345     |
| Pass Attempts/Completions ..... | 48/41    | 50/32   |
| Had Intercepted .....           | 0        | 1       |
| Sacked/Yards Lost .....         | 1/9      | 4/22    |
| Punts/Average .....             | 3/37.3   | 3/48.3  |
| Penalties/Yards .....           | 12/94    | 6/45    |
| Fumbles/Lost .....              | 4/1      | 1/1     |
| Possession Time .....           | 26:47    | 33:13   |

### RUSHING

**MIN** – A. Mattison 20-93; T. Chandler 3-27; K. Cousins 1-10  
**LAC** – J. Kelley 11-12; J. Herbert 2-11; I. Spiller 2-7

### RECEIVING

**MIN** – J. Jefferson 7-149, TD; T. Hockenson 8-78; J. Addison 6-52; K. Osborn 1-36, TD;  
A. Mattison 5-32; C. Ham 1-7; B. Powell 1-5; J. Oliver 2-4, TD; T. Chandler 1-4  
**LAC** – K. Allen 18-215; M. Williams 7-121, TD; J. Palmer 4-66, TD; G. Everett 6-30; Q.  
Johnston 2-10; J. Kelley 1-5; D. Parham Jr. 2-4, 2 TDs; D. Davis 1-3

### PASSING

**MIN** – K. Cousins 50-32-367, 3 TDs, 1 INT  
**LAC** – J. Herbert 47-40-405, 3 TDs, 0 INT; K. Allen 1-1-49, TD, 0 INT

### INTERCEPTIONS

**MIN** – None  
**LAC** – K. Murray Jr. 1

### SACKS

**MIN** – D. Hunter 1.0  
**LAC** – J. Bosa 1.0; M. Fox 1.0; S. Joseph-Day 1.0; T. Tuipulotu 1.0

### FIELD GOALS

**MIN** – G. Joseph (23)  
**LAC** – C. Dicker 53W/L



WEEK 4:

## Vikings 21, Panthers 13

October 1, 2023 • Bank of America Stadium • 72,842



|                                |          |          |           |          |          |           |
|--------------------------------|----------|----------|-----------|----------|----------|-----------|
| <b>Minnesota Vikings</b> ..... | <b>0</b> | <b>7</b> | <b>14</b> | <b>0</b> | <b>-</b> | <b>21</b> |
| <b>Carolina Panthers</b> ..... | <b>7</b> | <b>6</b> | <b>0</b>  | <b>0</b> | <b>-</b> | <b>13</b> |

**CAR** – S.Franklin 99 yd. interception return (E.Pineiro kick)  
**CAR** – E.Pineiro 26 yd. Field Goal (15-61, 8:26)  
**MIN** – J.Jefferson 4 yd. pass from K.Cousins (G.Joseph kick) (10-64, 5:13)  
**CAR** – E.Pineiro 56 yd. Field Goal (4-18, 0:34)  
**MIN** – D.Wonnum 51 yd. fumble return (G.Joseph kick)  
**MIN** – J.Jefferson 30 yd. pass from K.Cousins (G.Joseph kick) (4-56, 1:44)

| TEAM STATISTICS                 | VIKINGS | PANTHERS |
|---------------------------------|---------|----------|
| First Downs .....               | 14      | 20       |
| Total Net Yards .....           | 265     | 232      |
| Rushes/Net Yards .....          | 23/135  | 31/83    |
| Net Passing .....               | 130     | 149      |
| Pass Attempts/Completions ..... | 19/12   | 32/25    |
| Had Intercepted .....           | 2       | 0        |
| Sacked/Yards Lost .....         | 2/9     | 5/55     |
| Punts/Average .....             | 4/54.0  | 5/45.8   |
| Penalties/Yards .....           | 7/37    | 6/80     |
| Fumbles/Lost .....              | 1/0     | 2/1      |
| Possession Time .....           | 21:31   | 38:29    |

### RUSHING

**MIN** – A. Mattison 17-95; C. Akers 5-40; K. Cousins 1-(0)  
**CAR** – C. Hubbard 14-41; M. Sanders 13-19; B. Young 2-10; L. Shenault Jr. 1-7; A.  
Thielen 1-6

### RECEIVING

**MIN** – J. Jefferson 6-85, 2 TDs; T. Hockenson 2-24; K. Osborn 1-16; C. Akers 2-11; A.  
Mattison 1-3  
**CAR** – A. Thielen 7-76; T. Marshall Jr. 9-56; D. Chark Jr. 2-28; M. Sanders 3-13; C.  
Hubbard 2-12; L. Shenault Jr. 1-12; H. Hurst 1-7

### PASSING

**MIN** – K. Cousins 19-12-139, 2 TDs, 2 INT  
**CAR** – B. Young 32-25-204, 0 TDs, 0 INT

### INTERCEPTIONS

**MIN** – None  
**CAR** – S. Franklin Jr. 1; K. Grugier-Hill 1

### SACKS


**MIN** – H. Smith 3.0; M. Davenport 1.0; D. Wonnum 1.0  
**CAR** – J. Chinn 1.0; Y. Gross-Matos 1.0

### FIELD GOALS


**MIN** – None  
**CAR** – E. Piñeiro (26) (56)



# GAME SUMMARIES



**WEEK 5:**  
**Chiefs 27, Vikings 20**  
 October 8, 2023 • U.S. Bank Stadium • 67,003



|                                 |          |           |           |          |          |           |
|---------------------------------|----------|-----------|-----------|----------|----------|-----------|
| <b>Kansas City Chiefs</b> ..... | <b>7</b> | <b>6</b>  | <b>14</b> | <b>0</b> | <b>-</b> | <b>27</b> |
| <b>Minnesota Vikings</b> .....  | <b>3</b> | <b>10</b> | <b>0</b>  | <b>7</b> | <b>-</b> | <b>20</b> |

- KC** – I.Pacheco 1 yd. run (H.Butker kick) (9-45, 4:50)
- MIN** – G.Joseph 40 yd. Field Goal (14-53, 5:58)
- KC** – H.Butker 38 yd. Field Goal (12-55, 6:16)
- MIN** – G.Joseph 29 yd. Field Goal (9-64, 4:44)
- MIN** – J.Addison 5 yd. pass from K.Cousins (G.Joseph kick) (12-56, 5:24)
- KC** – H.Butker 40 yd. Field Goal (10-53, 1:39)
- KC** – R.Rice 8 yd. pass from P.Mahomes (H.Butker kick) (11-75, 4:50)
- KC** – T.Kelce 4 yd. pass from P.Mahomes (H.Butker kick) (11-74, 6:27)
- MIN** – A.Mattison 9 yd. pass from K.Cousins (G.Joseph kick) (14-75, 5:34)

| TEAM STATISTICS                 | CHIEFS | VIKINGS |
|---------------------------------|--------|---------|
| First Downs .....               | 21     | 24      |
| Total Net Yards .....           | 333    | 329     |
| Rushes/Net Yards .....          | 21/67  | 18/70   |
| Net Passing .....               | 266    | 259     |
| Pass Attempts/Completions ..... | 41/31  | 47/29   |
| Had Intercepted .....           | 0      | 0       |
| Sacked/Yards Lost .....         | 2/15   | 3/25    |
| Punts/Average .....             | 3/46.7 | 1/54.0  |
| Penalties/Yards .....           | 10/86  | 4/51    |
| Fumbles/Lost .....              | 0/0    | 2/1     |
| Possession Time .....           | 31:59  | 28:01   |

**RUSHING**

- MIN** – A. Mattison 8-26; C. Akers 5-15; T. Chandler 1-15; B. Powell 1-9; K. Cousins 3-5
- KC** – I. Pacheco 16-55, TD; J. McKinnon 1-7; C. Edwards-Helaire 3-4; K. Toney 1-1

**RECEIVING**

- MIN** – J. Addison 6-64, TD; T. Hockenson 5-51; K. Osborn 5-49; B. Powell 4-43; J. Jefferson 3-28; A. Mattison 2-20, TD; J. Oliver 1-15; J. Mundt 1-11; C. Akers 2-3
- KC** – T. Kelce 10-67, TD; J. Watson 2-56; R. Rice 4-33, TD; J. Ross 2-28; K. Toney 5-26; N. Gray 2-21; J. McKinnon 2-18; M. Valdes-Scantling 1-12; S. Moore 2-11; I. Pacheco 1-9

**PASSING**

- MIN** – K. Cousins 47-29-284, 2 TDs, 0 INT
- KC** – P. Mahomes 41-31-281, 2 TDs, 0 INT

**INTERCEPTIONS**


- MIN** – None
- KC** – None

**SACKS**


- MIN** – M. Davenport 1.0; D. Hunter 1.0
- KC** – L. Chenal 1.0; M. Danna 1.0; C. Jones 1.0

**FIELD GOALS**

- MIN** – G. Joseph (40) (29)
- KC** – H. Butker (38) (40)



**WEEK 6:**  
**Vikings 19, Bears 13**  
 October 15, 2023 • Soldier Field • 62,167



|                                |          |          |          |          |          |           |
|--------------------------------|----------|----------|----------|----------|----------|-----------|
| <b>Minnesota Vikings</b> ..... | <b>3</b> | <b>9</b> | <b>7</b> | <b>0</b> | <b>-</b> | <b>19</b> |
| <b>Chicago Bears</b> .....     | <b>0</b> | <b>6</b> | <b>0</b> | <b>7</b> | <b>-</b> | <b>13</b> |

- MIN** – G.Joseph 53 yd. Field Goal (9-33, 4:47)
- CHI** – C.Santos 22 yd. Field Goal (14-71, 7:43)
- MIN** – G.Joseph 51 yd. Field Goal (9-42, 4:45)
- CHI** – C.Santos 53 yd. Field Goal (5-45, 2:48)
- MIN** – J.Addison 10 yd. pass from K.Cousins (kick blocked) (8-77, 1:35)
- MIN** – J.Hicks 42 yd. fumble return (G.Joseph kick)
- CHI** – T.Bagent 1 yd. run (C.Santos kick) (9-77, 4:56)

| TEAM STATISTICS                 | VIKINGS | BEARS  |
|---------------------------------|---------|--------|
| First Downs .....               | 12      | 18     |
| Total Net Yards .....           | 220     | 275    |
| Rushes/Net Yards .....          | 22/46   | 36/162 |
| Net Passing .....               | 174     | 113    |
| Pass Attempts/Completions ..... | 31/21   | 24/16  |
| Had Intercepted .....           | 0       | 2      |
| Sacked/Yards Lost .....         | 2/7     | 5/28   |
| Punts/Average .....             | 5/49.8  | 4/44.0 |
| Penalties/Yards .....           | 5/63    | 5/29   |
| Fumbles/Lost .....              | 3/1     | 2/1    |
| Possession Time .....           | 24:49   | 35:11  |

**RUSHING**

- MIN** – A. Mattison 18-44; C. Akers 1-8; B. Powell 1-(-1); K. Cousins 2-(-5)
- CHI** – D. Foreman 15-65; J. Fields 8-46; D. Evans 9-32; V. Jones Jr. 2-15; T. Bagent 2-4, TD

**RECEIVING**

- MIN** – T. Hockenson 6-50; K. Osborn 4-48; A. Mattison 4-28; J. Addison 3-28, TD; B. Powell 3-20; C. Akers 1-7
- CHI** – D. Moore 5-51; D. Mooney 2-48; T. Scott 2-12; R. Tonyan 1-11; C. Kmet 2-9; V. Jones Jr. 1-5; D. Evans 1-2; D. Foreman 1-2; K. Blasingame 1-1

**PASSING**

- MIN** – K. Cousins 31-21-181, TD, 0 INT
- CHI** – T. Bagent 14-10-83, 0 TDs, 1 INT; J. Fields 10-6-58, 0 TDs, 1 INT

**INTERCEPTIONS**

- MIN** – J. Hicks 1; B. Murphy Jr. 1
- CHI** – T. Edmunds 1


**SACKS**

- MIN** – D. Hunter 2.0; J. Metellus 1.0; H. Phillips 1.0; D. Wonnum 1.0
- CHI** – T. Edwards 1.0; J. Brisker 0.5; D. Walker 0.5


**FIELD GOALS**

- MIN** – G. Joseph (53) (51) 57WR
- CHI** – C. Santos (22) (53)

# GAME SUMMARIES



**WEEK 7:**  
**Vikings 22, 49ers 17**  
 October 23, 2023 • U.S. Bank Stadium • 66,975



|                                  |          |          |          |          |          |           |
|----------------------------------|----------|----------|----------|----------|----------|-----------|
| <b>San Francisco 49ers</b> ..... | <b>0</b> | <b>7</b> | <b>7</b> | <b>3</b> | <b>-</b> | <b>17</b> |
| <b>Minnesota Vikings</b> .....   | <b>7</b> | <b>9</b> | <b>6</b> | <b>0</b> | <b>-</b> | <b>22</b> |

- MIN** – J.Addison 20 yd. pass from K.Cousins (G.Joseph kick) (10-89, 6:06)
- MIN** – G.Joseph 21 yd. Field Goal (13-67, 7:20)
- SF** – C.McCaffrey 3 yd. run (J.Moody kick) (12-75, 6:32)
- MIN** – J.Addison 60 yd. pass from K.Cousins (kick failed, wr) (5-75, 0:54)
- MIN** – G.Joseph 20 yd. Field Goal (11-77, 4:46)
- SF** – C.McCaffrey 35 yd. pass from B.Purdy (J.Moody kick) (3-75, 1:05)
- MIN** – G.Joseph 54 yd. Field Goal (10-50, 5:34)
- SF** – J.Moody 55 yd. Field Goal (6-31, 1:59)

| TEAM STATISTICS                 | 49ERS  | VIKINGS |
|---------------------------------|--------|---------|
| First Downs .....               | 19     | 24      |
| Total Net Yards .....           | 325    | 452     |
| Rushes/Net Yards .....          | 22/65  | 21/74   |
| Net Passing .....               | 260    | 378     |
| Pass Attempts/Completions ..... | 30/21  | 45/35   |
| Had Intercepted .....           | 2      | 1       |
| Sacked/Yards Lost .....         | 1/12   | 0/0     |
| Punts/Average .....             | 1/62.0 | 1/42.0  |
| Penalties/Yards .....           | 5/37   | 5/35    |
| Fumbles/Lost .....              | 1/1    | 0/0     |
| Possession Time .....           | 25:04  | 34:56   |

**RUSHING**

- MIN** – A. Mattison 8-39; C. Akers 10-31; B. Powell 1-5; K. Cousins 2-(-1)
- SF** – C. McCaffrey 15-45, TD; B. Purdy 5-19; G. Kittle 1-2; E. Mitchell 1-(-1)

**RECEIVING**

- MIN** – J. Addison 7-123, 2 TDs; T. Hockenson 11-86; B. Powell 4-64; K. Osborn 5-47; C. Akers 2-30; T. Chandler 1-12; T. Jackson 1-7; J. Oliver 2-6; A. Mattison 2-3
- SF** – G. Kittle 5-78; B. Aiyuk 5-57; J. Jennings 5-54; C. McCaffrey 3-51, TD; R. McCloud III 2-20; R. Dwelley 1-12

**PASSING**

- MIN** – K. Cousins 45-35-378, 2 TDs, 1 INT
- SF** – B. Purdy 30-21-272, TD, 2 INT

**INTERCEPTIONS**


- MIN** – C. Bynum 2
- SF** – C. Ward 1

**SACKS**


- MIN** – D. Hunter 1.0
- SF** – None

**FIELD GOALS**

- MIN** – G. Joseph (21) (20) (54) 50WR
- SF** – J. Moody 40WR (55)



**WEEK 8:**  
**Vikings 24, Packers 10**  
 October 29, 2023 • Lambeau Field • 78,113



|                                |          |          |           |          |          |           |
|--------------------------------|----------|----------|-----------|----------|----------|-----------|
| <b>Minnesota Vikings</b> ..... | <b>7</b> | <b>3</b> | <b>14</b> | <b>0</b> | <b>-</b> | <b>24</b> |
| <b>Green Bay Packers</b> ..... | <b>0</b> | <b>3</b> | <b>7</b>  | <b>0</b> | <b>-</b> | <b>10</b> |

- MIN** – C.Akers 6 yd. run (G.Joseph kick) (7-77, 4:33)
- MIN** – G.Joseph 25 yd. Field Goal (9-73, 4:40)
- GB** – A.Carlson 30 yd. Field Goal (14-73, 4:56)
- MIN** – T.Hockenson 2 yd. pass from K.Cousins (G.Joseph kick) (13-75, 5:35)
- MIN** – J.Addison 20 yd. pass from K.Cousins (G.Joseph kick) (1-20, 0:05)
- GB** – R.Doubs 1 yd. pass from J.Love (A.Carlson kick) (14-81, 5:09)

| TEAM STATISTICS                 | VIKINGS | PACKERS |
|---------------------------------|---------|---------|
| First Downs .....               | 24      | 16      |
| Total Net Yards .....           | 346     | 270     |
| Rushes/Net Yards .....          | 31/62   | 17/74   |
| Net Passing .....               | 284     | 196     |
| Pass Attempts/Completions ..... | 35/26   | 41/24   |
| Had Intercepted .....           | 0       | 1       |
| Sacked/Yards Lost .....         | 3/13    | 4/33    |
| Punts/Average .....             | 2/43.5  | 4/51.8  |
| Penalties/Yards .....           | 7/35    | 11/99   |
| Fumbles/Lost .....              | 1/1     | 2/0     |
| Possession Time .....           | 36:22   | 23:38   |

**RUSHING**

- MIN** – A. Mattison 16-31; C. Akers 9-19, TD; K. Cousins 2-9; J. Addison 1-2; B. Powell 1-2; J. Hall 2-(-1)
- GB** – J. Love 4-34; A. Jones 7-29; A. Dillon 6-11

**RECEIVING**

- MIN** – K. Osborn 8-99; T. Hockenson 6-88, TD; J. Addison 7-82, TD; B. Powell 1-10; J. Mundt 1-8; C. Akers 1-6; C. Ham 1-2; A. Mattison 1-2
- GB** – J. Reed 4-83; A. Dillon 5-41; C. Watson 3-33; D. Wicks 2-28; R. Doubs 4-18, TD; A. Jones 4-17; L. Musgrave 2-9

**PASSING**

- MIN** – K. Cousins 31-23-274, 2 TDs, 0 INT; J. Hall 4-3-23, 0 TDs, 0 INT
- GB** – J. Love 41-24-229, TD, 1 INT

**INTERCEPTIONS**

- MIN** – J. Metellus 1
- GB** – None

**SACKS**

- MIN** – D. Wonnum 2.0; D. Hunter 1.0; C. Bynum 0.5; H. Phillips 0.5
- GB** – P. Smith 2.0; K. Clark 1.0

**FIELD GOALS**

- MIN** – G. Joseph 42WR (25) 44B
- GB** – A. Carlson (30)

# GAME SUMMARIES



WEEK 9:

## Vikings 31, Falcons 28

November 5, 2023 • Mercedes-Benz Stadium • 69,715



|                                |          |          |           |           |          |           |
|--------------------------------|----------|----------|-----------|-----------|----------|-----------|
| <b>Minnesota Vikings</b> ..... | <b>3</b> | <b>7</b> | <b>11</b> | <b>10</b> | <b>-</b> | <b>31</b> |
| <b>Atlanta Falcons</b> .....   | <b>3</b> | <b>8</b> | <b>10</b> | <b>7</b>  | <b>-</b> | <b>28</b> |

- ATL** – Y.Koo 52 yd. Field Goal (5-34, 1:53)
- MIN** – G.Joseph 19 yd. Field Goal (9-74, 4:46)
- ATL** – J.Dobbs sacked in end zone by C.Campbell for a Safety
- ATL** – Y.Koo 43 yd. Field Goal (10-38, 5:07)
- ATL** – Y.Koo 23 yd. Field Goal (4--4, 2:01)
- MIN** – A.Mattison 2 yd. pass from J.Dobbs (G.Joseph kick) (13-75, 4:37)
- ATL** – Y.Koo 54 yd. Field Goal (4--6, 1:32)
- MIN** – G.Joseph 32 yd. Field Goal (8-61, 4:02)
- ATL** – J.Smith 60 yd. pass from T.Heinicke (Y.Koo kick) (4-75, 1:19)
- MIN** – J.Dobbs 18 yd. run (J.Dobbs-T.Jackson pass) (6-40, 2:34)
- MIN** – G.Joseph 31 yd. Field Goal (5-11, 2:54)
- ATL** – T.Allgeier 5 yd. run (Y.Koo kick) (13-79, 6:58)
- MIN** – B.Powell 6 yd. pass from J.Dobbs (G.Joseph kick) (11-75, 1:46)

| TEAM STATISTICS                 | VIKINGS | FALCONS |
|---------------------------------|---------|---------|
| First Downs .....               | 23      | 18      |
| Total Net Yards .....           | 363     | 370     |
| Rushes/Net Yards .....          | 33/146  | 28/110  |
| Net Passing .....               | 217     | 260     |
| Pass Attempts/Completions ..... | 36/25   | 38/21   |
| Had Intercepted .....           | 0       | 1       |
| Sacked/Yards Lost .....         | 4/19    | 1/8     |
| Punts/Average .....             | 3/44.3  | 4/43.8  |
| Penalties/Yards .....           | 1/4     | 8/62    |
| Fumbles/Lost .....              | 3/2     | 1/1     |
| Possession Time .....           | 31:32   | 28:28   |

### RUSHING

- MIN** – J. Dobbs 7-66, TD; A. Mattison 16-44; C. Akers 8-25; J. Hall 2-11
- ATL** – B. Robinson 11-51; T. Allgeier 12-39, TD; T. Heinicke 3-20; C. Patterson 1-(0); J. Smith 1-(0)

### RECEIVING

- MIN** – T. Hockenson 7-69; J. Addison 5-52; A. Mattison 2-49, TD; J. Mundt 1-18; K. Osborn 2-17; B. Powell 2-15, TD; C. Akers 3-13; T. Jackson 1-2; J. Oliver 2-1
- ATL** – J. Smith 5-100, TD; K. Hodge 3-60; K. Pitts 4-56; M. Hollins 3-36; V. Jefferson 1-14; B. Robinson 2-8; C. Patterson 1-3; T. Allgeier 2-(-9)

### PASSING

- MIN** – J. Dobbs 30-20-158, 2 TDs, 0 INT; J. Hall 6-5-78, 0 TDs, 0 INT
- ATL** – T. Heinicke 38-21-268, TD, 1 INT

### INTERCEPTIONS

- MIN** – B. Murphy Jr. 1
- ATL** – K. Street 1

### SACKS

- MIN** – J. Hicks 1.0
- ATL** – C. Campbell 1.0; A. Ebiketie 1.0; N. Landman 1.0; D. Onyemata 1.0

### FIELD GOALS

- MIN** – G. Joseph (19) (32) (31)
- ATL** – Y. Koo (52) (43) (23) (54)

# 2023 VIKINGS GAME-BY-GAME STATISTICS

| VIKINGS            |                 | 2023 : REGULAR SEASON |           |            |           |            |              |             |             |            |          |              |           |             |            |            |            |             |          |           |            |           |           |           |  |     |
|--------------------|-----------------|-----------------------|-----------|------------|-----------|------------|--------------|-------------|-------------|------------|----------|--------------|-----------|-------------|------------|------------|------------|-------------|----------|-----------|------------|-----------|-----------|-----------|--|-----|
| VIKINGS            |                 | FIRST DOWNS           |           |            |           | OFFENSE    |              |             | NET PASSING |            |          |              |           | NET RUSHING |            |            |            |             |          | PEN       |            |           | FUMBLES   |           |  | TOP |
| DATE               | OPPONENT        | T                     | R         | P          | PN        | AT         | YDS          | AVG         | A           | C          | I        | YDS          | TD        | SK          | YDS        | AT         | YDS        | AVG         | TD       | NO        | YD         | NO        | LST       | TOP       |  |     |
| 9/10               | Tampa Bay       | 18                    | 2         | 15         | 1         | 63         | 369          | 5.90        | 44          | 33         | 1        | 328          | 2         | 2           | 16         | 17         | 41         | 2.40        | 0        | 6         | 45         | 2         | 2         | 29:21     |  |     |
| 9/14               | at Philadelphia | 19                    | 0         | 19         | 0         | 55         | 374          | 6.80        | 44          | 31         | 0        | 346          | 4         | 2           | 18         | 9          | 28         | 3.10        | 0        | 2         | 15         | 4         | 4         | 20:32     |  |     |
| 9/24               | L.A. Chargers   | 29                    | 7         | 15         | 7         | 78         | 475          | 6.10        | 50          | 32         | 1        | 345          | 3         | 4           | 22         | 24         | 130        | 5.40        | 0        | 6         | 45         | 1         | 1         | 33:13     |  |     |
| 10/1               | at Carolina     | 14                    | 4         | 9          | 1         | 44         | 265          | 6.00        | 19          | 12         | 2        | 130          | 2         | 2           | 9          | 23         | 135        | 5.90        | 0        | 7         | 37         | 1         | 0         | 21:31     |  |     |
| 10/8               | Kansas City     | 24                    | 4         | 15         | 5         | 68         | 329          | 4.80        | 47          | 29         | 0        | 259          | 2         | 3           | 25         | 18         | 70         | 3.90        | 0        | 4         | 51         | 2         | 1         | 28:01     |  |     |
| 10/15              | at Chicago      | 12                    | 3         | 8          | 1         | 55         | 220          | 4.00        | 31          | 21         | 0        | 174          | 1         | 2           | 7          | 22         | 46         | 2.10        | 0        | 5         | 63         | 3         | 1         | 24:49     |  |     |
| 10/23              | San Francisco   | 24                    | 3         | 18         | 3         | 66         | 452          | 6.80        | 45          | 35         | 1        | 378          | 2         | 0           | 0          | 21         | 74         | 3.50        | 0        | 5         | 35         | 0         | 0         | 34:56     |  |     |
| 10/29              | at Green Bay    | 24                    | 6         | 14         | 4         | 69         | 346          | 5.00        | 35          | 26         | 0        | 284          | 2         | 3           | 13         | 31         | 62         | 2.00        | 1        | 7         | 35         | 1         | 1         | 36:22     |  |     |
| 11/5               | at Atlanta      | 23                    | 8         | 13         | 2         | 73         | 363          | 5.00        | 36          | 25         | 0        | 217          | 2         | 4           | 19         | 33         | 146        | 4.40        | 1        | 1         | 4          | 3         | 2         | 31:32     |  |     |
| 11/12              | New Orleans     | --                    | --        | --         | --        | --         | --           | --          | --          | --         | --       | --           | --        | --          | --         | --         | --         | --          | --       | --        | --         | --        | --        | --        |  |     |
| 11/19              | at Denver       | --                    | --        | --         | --        | --         | --           | --          | --          | --         | --       | --           | --        | --          | --         | --         | --         | --          | --       | --        | --         | --        | --        | --        |  |     |
| 11/27              | Chicago         | --                    | --        | --         | --        | --         | --           | --          | --          | --         | --       | --           | --        | --          | --         | --         | --         | --          | --       | --        | --         | --        | --        | --        |  |     |
| 12/10              | at Las Vegas    | --                    | --        | --         | --        | --         | --           | --          | --          | --         | --       | --           | --        | --          | --         | --         | --         | --          | --       | --        | --         | --        | --        | --        |  |     |
| 12/16              | at Cincinnati   | --                    | --        | --         | --        | --         | --           | --          | --          | --         | --       | --           | --        | --          | --         | --         | --         | --          | --       | --        | --         | --        | --        | --        |  |     |
| 12/24              | Detroit         | --                    | --        | --         | --        | --         | --           | --          | --          | --         | --       | --           | --        | --          | --         | --         | --         | --          | --       | --        | --         | --        | --        | --        |  |     |
| 12/31              | Green Bay       | --                    | --        | --         | --        | --         | --           | --          | --          | --         | --       | --           | --        | --          | --         | --         | --         | --          | --       | --        | --         | --        | --        | --        |  |     |
| 1/7                | at Detroit      | --                    | --        | --         | --        | --         | --           | --          | --          | --         | --       | --           | --        | --          | --         | --         | --         | --          | --       | --        | --         | --        | --        | --        |  |     |
| <b>2023 TOTALS</b> |                 | <b>187</b>            | <b>37</b> | <b>126</b> | <b>24</b> | <b>571</b> | <b>3,193</b> | <b>5.59</b> | <b>351</b>  | <b>244</b> | <b>5</b> | <b>2,461</b> | <b>20</b> | <b>22</b>   | <b>129</b> | <b>198</b> | <b>732</b> | <b>3.22</b> | <b>2</b> | <b>43</b> | <b>330</b> | <b>17</b> | <b>12</b> | <b>--</b> |  |     |

# 2023 OPPONENT GAME-BY-GAME STATISTICS

| OPPONENT           |                 | 2023 : REGULAR SEASON |           |            |          |            |              |             |             |            |          |              |           |             |            |            |            |             |          |           |            |           |          |           |     |
|--------------------|-----------------|-----------------------|-----------|------------|----------|------------|--------------|-------------|-------------|------------|----------|--------------|-----------|-------------|------------|------------|------------|-------------|----------|-----------|------------|-----------|----------|-----------|-----|
| OPPONENT           |                 | FIRST DOWNS           |           |            |          | OFFENSE    |              |             | NET PASSING |            |          |              |           | NET RUSHING |            |            |            |             | PEN      |           |            | FUMBLES   |          |           | TOP |
| DATE               | OPPONENT        | T                     | R         | P          | PN       | AT         | YDS          | AVG         | A           | C          | I        | YDS          | TD        | SK          | YDS        | AT         | YDS        | AVG         | TD       | NO        | YD         | NO        | LST      | TOP       |     |
| 9/10               | Tampa Bay       | 16                    | 5         | 9          | 2        | 68         | 242          | 3.60        | 34          | 21         | 0        | 169          | 2         | 1           | 4          | 33         | 73         | 2.20        | 0        | 3         | 19         | 0         | 0        | 30:39     |     |
| 9/14               | at Philadelphia | 24                    | 19        | 4          | 1        | 75         | 430          | 5.70        | 23          | 18         | 1        | 171          | 1         | 4           | 22         | 48         | 259        | 5.40        | 3        | 7         | 45         | 1         | 0        | 39:28     |     |
| 9/24               | L.A. Chargers   | 24                    | 2         | 22         | 0        | 64         | 475          | 7.40        | 48          | 41         | 0        | 445          | 4         | 1           | 9          | 15         | 30         | 2.00        | 0        | 12        | 94         | 4         | 1        | 26:47     |     |
| 10/1               | at Carolina     | 20                    | 7         | 11         | 2        | 68         | 232          | 3.40        | 32          | 25         | 0        | 149          | 0         | 5           | 55         | 31         | 83         | 2.70        | 0        | 6         | 80         | 2         | 1        | 38:29     |     |
| 10/8               | Kansas City     | 21                    | 5         | 15         | 1        | 64         | 333          | 5.20        | 41          | 31         | 0        | 266          | 2         | 2           | 15         | 21         | 67         | 3.20        | 1        | 10        | 86         | 0         | 0        | 31:59     |     |
| 10/15              | at Chicago      | 18                    | 9         | 8          | 1        | 65         | 275          | 4.20        | 24          | 16         | 2        | 113          | 0         | 5           | 28         | 36         | 162        | 4.50        | 1        | 5         | 29         | 2         | 1        | 35:11     |     |
| 10/23              | San Francisco   | 19                    | 7         | 12         | 0        | 53         | 325          | 6.10        | 30          | 21         | 2        | 260          | 1         | 1           | 12         | 22         | 65         | 3.00        | 1        | 5         | 37         | 1         | 1        | 25:04     |     |
| 10/29              | at Green Bay    | 16                    | 1         | 14         | 1        | 62         | 270          | 4.40        | 41          | 24         | 1        | 196          | 1         | 4           | 33         | 17         | 74         | 4.40        | 0        | 11        | 99         | 2         | 0        | 23:38     |     |
| 11/5               | at Atlanta      | 18                    | 6         | 12         | 0        | 67         | 370          | 5.50        | 38          | 21         | 1        | 260          | 1         | 1           | 8          | 28         | 110        | 3.90        | 1        | 8         | 62         | 1         | 1        | 28:28     |     |
| 11/12              | New Orleans     | --                    | --        | --         | --       | --         | --           | --          | --          | --         | --       | --           | --        | --          | --         | --         | --         | --          | --       | --        | --         | --        | --       | --        |     |
| 11/19              | at Denver       | --                    | --        | --         | --       | --         | --           | --          | --          | --         | --       | --           | --        | --          | --         | --         | --         | --          | --       | --        | --         | --        | --       | --        |     |
| 11/27              | Chicago         | --                    | --        | --         | --       | --         | --           | --          | --          | --         | --       | --           | --        | --          | --         | --         | --         | --          | --       | --        | --         | --        | --       | --        |     |
| 12/10              | at Las Vegas    | --                    | --        | --         | --       | --         | --           | --          | --          | --         | --       | --           | --        | --          | --         | --         | --         | --          | --       | --        | --         | --        | --       | --        |     |
| 12/16              | at Cincinnati   | --                    | --        | --         | --       | --         | --           | --          | --          | --         | --       | --           | --        | --          | --         | --         | --         | --          | --       | --        | --         | --        | --       | --        |     |
| 12/24              | Detroit         | --                    | --        | --         | --       | --         | --           | --          | --          | --         | --       | --           | --        | --          | --         | --         | --         | --          | --       | --        | --         | --        | --       | --        |     |
| 12/31              | Green Bay       | --                    | --        | --         | --       | --         | --           | --          | --          | --         | --       | --           | --        | --          | --         | --         | --         | --          | --       | --        | --         | --        | --       | --        |     |
| 1/7                | at Detroit      | --                    | --        | --         | --       | --         | --           | --          | --          | --         | --       | --           | --        | --          | --         | --         | --         | --          | --       | --        | --         | --        | --       | --        |     |
| <b>2023 TOTALS</b> |                 | <b>176</b>            | <b>61</b> | <b>107</b> | <b>8</b> | <b>586</b> | <b>2,952</b> | <b>5.04</b> | <b>311</b>  | <b>218</b> | <b>7</b> | <b>2,029</b> | <b>12</b> | <b>24</b>   | <b>186</b> | <b>251</b> | <b>923</b> | <b>3.11</b> | <b>7</b> | <b>67</b> | <b>551</b> | <b>13</b> | <b>5</b> | <b>--</b> |     |

## 2023 THIRD DOWN EFFICIENCY

| 2023 : REGULAR SEASON |                 |           |            |              |           |            |              |
|-----------------------|-----------------|-----------|------------|--------------|-----------|------------|--------------|
| VIKINGS               |                 |           |            | OPPONENTS    |           |            |              |
| DATE                  | OPPONENT        | MADE      | ATTEMPTS   | PCT          | MADE      | ATTEMPTS   | PCT          |
| 9/10                  | Tampa Bay       | 6         | 14         | 42.9%        | 6         | 17         | 35.3%        |
| 9/14                  | at Philadelphia | 6         | 10         | 60.0%        | 6         | 14         | 42.9%        |
| 9/24                  | L.A. Chargers   | 4         | 14         | 28.6%        | 5         | 11         | 45.5%        |
| 10/1                  | at Carolina     | 1         | 8          | 12.5%        | 5         | 14         | 35.7%        |
| 10/8                  | Kansas City     | 6         | 14         | 42.9%        | 9         | 15         | 60.0%        |
| 10/15                 | at Chicago      | 2         | 13         | 15.4%        | 6         | 14         | 42.9%        |
| 10/23                 | San Francisco   | 8         | 13         | 61.5%        | 5         | 9          | 55.6%        |
| 10/29                 | at Green Bay    | 10        | 18         | 55.6%        | 5         | 14         | 35.7%        |
| 11/5                  | at Atlanta      | 7         | 16         | 43.8%        | 10        | 18         | 55.6%        |
| 11/12                 | New Orleans     | --        | --         | --           | --        | --         | --           |
| 11/19                 | at Denver       | --        | --         | --           | --        | --         | --           |
| 11/27                 | Chicago         | --        | --         | --           | --        | --         | --           |
| 12/10                 | at Las Vegas    | --        | --         | --           | --        | --         | --           |
| 12/16                 | at Cincinnati   | --        | --         | --           | --        | --         | --           |
| 12/24                 | Detroit         | --        | --         | --           | --        | --         | --           |
| 12/31                 | Green Bay       | --        | --         | --           | --        | --         | --           |
| 1/7                   | at Detroit      | --        | --         | --           | --        | --         | --           |
| <b>2023 TOTALS</b>    |                 | <b>50</b> | <b>120</b> | <b>41.7%</b> | <b>57</b> | <b>126</b> | <b>45.2%</b> |

# 2023 SCORING SUMMARY

| 2023 : REGULAR SEASON |                 |            |            |            |            |            |           |             |            |            |            |            |           |             |            |                |
|-----------------------|-----------------|------------|------------|------------|------------|------------|-----------|-------------|------------|------------|------------|------------|-----------|-------------|------------|----------------|
| DATE                  | OPPONENT        | W/L/T      | VIKINGS    |            |            |            |           |             | OPPONENTS  |            |            |            |           |             | POINT DIFF | OVERALL RECORD |
|                       |                 |            | 1ST        | 2ND        | 3RD        | 4TH        | OT        | TOTAL       | 1ST        | 2ND        | 3RD        | 4TH        | OT        | TOTAL       |            |                |
| 9/10                  | Tampa Bay       | L          | 0          | 10         | 0          | 7          | --        | 17          | 3          | 7          | 7          | 3          | --        | 20          | -3         | 0-1            |
| 9/14                  | at Philadelphia | L          | 0          | 7          | 7          | 14         | --        | 28          | 3          | 10         | 14         | 7          | --        | 34          | -6         | 0-2            |
| 9/24                  | L.A. Chargers   | L          | 0          | 10         | 7          | 7          | --        | 24          | 7          | 7          | 7          | 7          | --        | 28          | -4         | 0-3            |
| 10/1                  | at Carolina     | W          | 0          | 7          | 14         | 0          | --        | 21          | 7          | 6          | 0          | 0          | --        | 13          | +8         | 1-3            |
| 10/8                  | Kansas City     | L          | 3          | 10         | 0          | 7          | --        | 20          | 7          | 6          | 14         | 0          | --        | 27          | -7         | 1-4            |
| 10/15                 | at Chicago      | W          | 3          | 9          | 7          | 0          | --        | 19          | 0          | 6          | 0          | 7          | --        | 13          | +6         | 2-4            |
| 10/23                 | San Francisco   | W          | 7          | 9          | 6          | 0          | --        | 22          | 0          | 7          | 7          | 3          | --        | 17          | +5         | 3-4            |
| 10/29                 | at Green Bay    | W          | 7          | 3          | 14         | 0          | --        | 24          | 0          | 3          | 7          | 0          | --        | 10          | +14        | 4-4            |
| 11/5                  | at Atlanta      | W          | 3          | 7          | 11         | 10         | --        | 31          | 3          | 8          | 10         | 7          | --        | 28          | +3         | 5-4            |
| 11/12                 | New Orleans     | --         | --         | --         | --         | --         | --        | --          | --         | --         | --         | --         | --        | --          | --         | --             |
| 11/19                 | at Denver       | --         | --         | --         | --         | --         | --        | --          | --         | --         | --         | --         | --        | --          | --         | --             |
| 11/27                 | Chicago         | --         | --         | --         | --         | --         | --        | --          | --         | --         | --         | --         | --        | --          | --         | --             |
| 12/10                 | at Las Vegas    | --         | --         | --         | --         | --         | --        | --          | --         | --         | --         | --         | --        | --          | --         | --             |
| 12/16                 | at Cincinnati   | --         | --         | --         | --         | --         | --        | --          | --         | --         | --         | --         | --        | --          | --         | --             |
| 12/24                 | Detroit         | --         | --         | --         | --         | --         | --        | --          | --         | --         | --         | --         | --        | --          | --         | --             |
| 12/31                 | Green Bay       | --         | --         | --         | --         | --         | --        | --          | --         | --         | --         | --         | --        | --          | --         | --             |
| 1/7                   | at Detroit      | --         | --         | --         | --         | --         | --        | --          | --         | --         | --         | --         | --        | --          | --         | --             |
| <b>2023 TOTALS</b>    |                 | <b>5-4</b> | <b>23</b>  | <b>72</b>  | <b>66</b>  | <b>45</b>  | <b>--</b> | <b>206</b>  | <b>30</b>  | <b>60</b>  | <b>66</b>  | <b>34</b>  | <b>--</b> | <b>190</b>  | <b>16</b>  | <b>5-4</b>     |
| <b>AVG/GAME</b>       |                 |            | <b>2.6</b> | <b>8.0</b> | <b>7.3</b> | <b>5.0</b> | <b>--</b> | <b>22.9</b> | <b>3.3</b> | <b>6.7</b> | <b>7.3</b> | <b>3.8</b> | <b>--</b> | <b>21.1</b> | <b>1.8</b> |                |

# 2023 INDIVIDUAL GXG STATS: RUSHING

| 2023 REGULAR SEASON INDIVIDUAL GAME-BY-GAME STATS |                 |                |          |            |          |          |           |            |            |           |          |             |           |            |           |          |
|---|-----------------|----------------|----------|------------|----------|----------|-----------|------------|------------|-----------|----------|-------------|-----------|------------|-----------|----------|
| RUSHING:  |                 | JORDAN ADDISON |          |            |          |          | CAM AKERS |            |            |           |          | TY CHANDLER |           |            |           |          |
| DATE  | OPP.            | NO.            | YDS      | AVG        | LG       | TD       | NO.       | YDS        | AVG        | LG        | TD       | NO.         | YDS       | AVG        | LG        | TD       |
| 09/10   | Tampa Bay       | 0              | 0        | 0.0        | --       | 0        |           |            |            |           |          | 3           | 0         | 0.0        | 2         | 0        |
| 09/14   | at Philadelphia | 0              | 0        | 0.0        | --       | 0        |           |            |            |           |          | 1           | 0         | 0.0        | --        | 0        |
| 09/24   | L.A. Chargers   | 0              | 0        | 0.0        | --       | 0        |           |            |            |           |          | 3           | 27        | 9.0        | 12        | 0        |
| 10/01   | at Carolina     | 0              | 0        | 0.0        | --       | 0        | 5         | 40         | 8.0        | 10        | 0        | 0           | 0         | 0.0        | --        | 0        |
| 10/08   | Kansas City     | 0              | 0        | 0.0        | --       | 0        | 5         | 15         | 3.0        | 6         | 0        | 1           | 15        | 15.0       | 15        | 0        |
| 10/15   | at Chicago      | 0              | 0        | 0.0        | --       | 0        | 1         | 8          | 8.0        | 8         | 0        | 0           | 0         | 0.0        | --        | 0        |
| 10/23   | San Francisco   | 0              | 0        | 0.0        | --       | 0        | 10        | 31         | 3.1        | 13        | 0        | 0           | 0         | 0.0        | --        | 0        |
| 10/29   | at Green Bay    | 1              | 2        | 2.0        | 2        | 0        | 9         | 19         | 2.1        | 9         | 1        | 0           | 0         | 0.0        | --        | 0        |
| 11/05   | at Atlanta      | 0              | 0        | 0.0        | --       | 0        | 8         | 25         | 3.1        | 19        | 0        | 0           | 0         | 0.0        | --        | 0        |
| 11/12   | New Orleans     |                |          |            |          |          |           |            |            |           |          |             |           |            |           |          |
| 11/19   | at Denver       |                |          |            |          |          |           |            |            |           |          |             |           |            |           |          |
| 11/27   | Chicago         |                |          |            |          |          |           |            |            |           |          |             |           |            |           |          |
| 12/10   | at Las Vegas    |                |          |            |          |          |           |            |            |           |          |             |           |            |           |          |
| 12/16   | at Cincinnati   |                |          |            |          |          |           |            |            |           |          |             |           |            |           |          |
| 12/24   | Detroit         |                |          |            |          |          |           |            |            |           |          |             |           |            |           |          |
| 12/31   | Green Bay       |                |          |            |          |          |           |            |            |           |          |             |           |            |           |          |
| 01/07   | at Detroit      |                |          |            |          |          |           |            |            |           |          |             |           |            |           |          |
| <b>TOTALS</b>                                     |                 | <b>1</b>       | <b>2</b> | <b>2.0</b> | <b>2</b> | <b>0</b> | <b>38</b> | <b>138</b> | <b>3.6</b> | <b>19</b> | <b>1</b> | <b>8</b>    | <b>42</b> | <b>5.3</b> | <b>15</b> | <b>0</b> |

| RUSHING:      |                 | KIRK COUSINS |           |            |           |          | JOSHUA DOBBS |           |            |           |          | JAREN HALL |           |            |          |          |
|---------------|-----------------|--------------|-----------|------------|-----------|----------|--------------|-----------|------------|-----------|----------|------------|-----------|------------|----------|----------|
| DATE          | OPP.            | NO.          | YDS       | AVG        | LG        | TD       | NO.          | YDS       | AVG        | LG        | TD       | NO.        | YDS       | AVG        | LG       | TD       |
| 09/10         | Tampa Bay       | 3            | 7         | 2.3        | 4         | 0        |              |           |            |           |          |            |           |            |          |          |
| 09/14         | at Philadelphia | 0            | 0         | 0.0        | --        | 0        |              |           |            |           |          |            |           |            |          |          |
| 09/24         | L.A. Chargers   | 1            | 10        | 10.0       | 10        | 0        |              |           |            |           |          |            |           |            |          |          |
| 10/01         | at Carolina     | 1            | 0         | 0.0        | --        | 0        |              |           |            |           |          |            |           |            |          |          |
| 10/08         | Kansas City     | 3            | 5         | 1.7        | 2         | 0        |              |           |            |           |          |            |           |            |          |          |
| 10/15         | at Chicago      | 2            | -5        | -2.5       | 1         | 0        |              |           |            |           |          |            |           |            |          |          |
| 10/23         | San Francisco   | 2            | -1        | -0.5       | --        | 0        |              |           |            |           |          |            |           |            |          |          |
| 10/29         | at Green Bay    | 2            | 9         | 4.5        | 7         | 0        |              |           |            |           |          | 2          | -1        | -0.5       | --       | 0        |
| 11/05         | at Atlanta      |              |           |            |           |          | 7            | 66        | 9.4        | 22        | 1        | 2          | 11        | 5.5        | 8        | 0        |
| 11/12         | New Orleans     |              |           |            |           |          |              |           |            |           |          |            |           |            |          |          |
| 11/19         | at Denver       |              |           |            |           |          |              |           |            |           |          |            |           |            |          |          |
| 11/27         | Chicago         |              |           |            |           |          |              |           |            |           |          |            |           |            |          |          |
| 12/10         | at Las Vegas    |              |           |            |           |          |              |           |            |           |          |            |           |            |          |          |
| 12/16         | at Cincinnati   |              |           |            |           |          |              |           |            |           |          |            |           |            |          |          |
| 12/24         | Detroit         |              |           |            |           |          |              |           |            |           |          |            |           |            |          |          |
| 12/31         | Green Bay       |              |           |            |           |          |              |           |            |           |          |            |           |            |          |          |
| 01/07         | at Detroit      |              |           |            |           |          |              |           |            |           |          |            |           |            |          |          |
| <b>TOTALS</b> |                 | <b>14</b>    | <b>25</b> | <b>1.8</b> | <b>10</b> | <b>0</b> | <b>7</b>     | <b>66</b> | <b>9.4</b> | <b>44</b> | <b>1</b> | <b>4</b>   | <b>10</b> | <b>2.5</b> | <b>8</b> | <b>0</b> |

| RUSHING:      |                 | ALEXANDER MATTISON |            |            |           |          | BRANDON POWELL |           |            |          |          |
|---------------|-----------------|--------------------|------------|------------|-----------|----------|----------------|-----------|------------|----------|----------|
| DATE          | OPP.            | NO.                | YDS        | AVG        | LG        | TD       | NO.            | YDS       | AVG        | LG       | TD       |
| 09/10         | Tampa Bay       | 11                 | 34         | 3.1        | 9         | 0        | 0              | 0         | 0.0        | --       | 0        |
| 09/14         | at Philadelphia | 8                  | 28         | 3.5        | 7         | 0        | 0              | 0         | 0.0        | --       | 0        |
| 09/24         | L.A. Chargers   | 20                 | 93         | 4.7        | 15        | 0        | 0              | 0         | 0.0        | --       | 0        |
| 10/01         | at Carolina     | 17                 | 95         | 5.6        | 17        | 0        | 0              | 0         | 0.0        | --       | 0        |
| 10/08         | Kansas City     | 8                  | 26         | 3.3        | 7         | 0        | 1              | 9         | 9.0        | 9        | 0        |
| 10/15         | at Chicago      | 18                 | 44         | 2.4        | 8         | 0        | 1              | -1        | -1.0       | -1       | 0        |
| 10/23         | San Francisco   | 8                  | 39         | 4.9        | 19        | 0        | 1              | 5         | 5.0        | 5        | 0        |
| 10/29         | at Green Bay    | 16                 | 31         | 1.9        | 10        | 0        | 1              | 2         | 2.0        | 2        | 0        |
| 11/05         | at Atlanta      | 16                 | 44         | 2.8        | 8         | 0        | 0              | 0         | 0.0        | --       | 0        |
| 11/12         | New Orleans     |                    |            |            |           |          |                |           |            |          |          |
| 11/19         | at Denver       |                    |            |            |           |          |                |           |            |          |          |
| 11/27         | Chicago         |                    |            |            |           |          |                |           |            |          |          |
| 12/10         | at Las Vegas    |                    |            |            |           |          |                |           |            |          |          |
| 12/16         | at Cincinnati   |                    |            |            |           |          |                |           |            |          |          |
| 12/24         | Detroit         |                    |            |            |           |          |                |           |            |          |          |
| 12/31         | Green Bay       |                    |            |            |           |          |                |           |            |          |          |
| 01/07         | at Detroit      |                    |            |            |           |          |                |           |            |          |          |
| <b>TOTALS</b> |                 | <b>122</b>         | <b>434</b> | <b>3.6</b> | <b>19</b> | <b>0</b> | <b>4</b>       | <b>15</b> | <b>3.8</b> | <b>9</b> | <b>0</b> |



# 2023 INDIVIDUAL GXG STATS: PASSING

| 2023 REGULAR SEASON INDIVIDUAL GAME-BY-GAME STATS |                 |           |          |          |             |            |            |          |             |          |             |          |            |            |
|---|-----------------|-----------|----------|----------|-------------|------------|------------|----------|-------------|----------|-------------|----------|------------|------------|
| PASSING:  |                 | CAM AKERS |          |          |             |            |            |          |             |          |             |          |            |            |
| DATE  | OPP.            | ATT       | CMP      | YDS      | CMP%        | Y/A        | Y/C        | TD       | TD%         | INT      | INT%        | LG       | SK/YD      | RATE       |
| 09/10   | Tampa Bay       |           |          |          |             |            |            |          |             |          |             |          |            |            |
| 09/14   | at Philadelphia |           |          |          |             |            |            |          |             |          |             |          |            |            |
| 09/24   | L.A. Chargers   |           |          |          |             |            |            |          |             |          |             |          |            |            |
| 10/01   | at Carolina     | 0         | 0        | 0        | 0.0%        | 0.0        | 0.0        | 0        | 0.0%        | 0        | 0.0%        | 0        | 0/0        | 0.0        |
| 10/08   | Kansas City     | 0         | 0        | 0        | 0.0%        | 0.0        | 0.0        | 0        | 0.0%        | 0        | 0.0%        | 0        | 0/0        | 0.0        |
| 10/15   | at Chicago      | 0         | 0        | 0        | 0.0%        | 0.0        | 0.0        | 0        | 0.0%        | 0        | 0.0%        | 0        | 0/0        | 0.0        |
| 10/23   | San Francisco   | 0         | 0        | 0        | 0.0%        | 0.0        | 0.0        | 0        | 0.0%        | 0        | 0.0%        | 0        | 0/0        | 0.0        |
| 10/29   | at Green Bay    | 0         | 0        | 0        | 0.0%        | 0.0        | 0.0        | 0        | 0.0%        | 0        | 0.0%        | 0        | 0/0        | 0.0        |
| 11/05   | at Atlanta      | 0         | 0        | 0        | 0.0%        | 0.0        | 0.0        | 0        | 0.0%        | 0        | 0.0%        | 0        | 1/7        | 0.0        |
| 11/12   | New Orleans     |           |          |          |             |            |            |          |             |          |             |          |            |            |
| 11/19   | at Denver       |           |          |          |             |            |            |          |             |          |             |          |            |            |
| 11/27   | Chicago         |           |          |          |             |            |            |          |             |          |             |          |            |            |
| 12/10   | at Las Vegas    |           |          |          |             |            |            |          |             |          |             |          |            |            |
| 12/16   | at Cincinnati   |           |          |          |             |            |            |          |             |          |             |          |            |            |
| 12/24   | Detroit         |           |          |          |             |            |            |          |             |          |             |          |            |            |
| 12/31   | Green Bay       |           |          |          |             |            |            |          |             |          |             |          |            |            |
| 01/07   | at Detroit      |           |          |          |             |            |            |          |             |          |             |          |            |            |
| <b>TOTALS</b>                                     |                 | <b>0</b>  | <b>0</b> | <b>0</b> | <b>0.0%</b> | <b>0.0</b> | <b>0.0</b> | <b>0</b> | <b>0.0%</b> | <b>0</b> | <b>0.0%</b> | <b>0</b> | <b>1/7</b> | <b>0.0</b> |

| PASSING:      |                 | KIRK COUSINS |            |              |              |            |             |           |             |          |             |            |               |              |
|---------------|-----------------|--------------|------------|--------------|--------------|------------|-------------|-----------|-------------|----------|-------------|------------|---------------|--------------|
| DATE          | OPP.            | ATT          | CMP        | YDS          | CMP%         | Y/A        | Y/C         | TD        | TD%         | INT      | INT%        | LG         | SK/YD         | RATE         |
| 09/10         | Tampa Bay       | 44           | 33         | 344          | 75.0%        | 7.8        | 10.4        | 2         | 4.5%        | 1        | 2.3%        | 42         | 2/16          | 102.8        |
| 09/14         | at Philadelphia | 44           | 31         | 364          | 70.5%        | 8.3        | 11.7        | 4         | 9.1%        | 0        | 0.0%        | 62t        | 2/18          | 125.6        |
| 09/24         | L.A. Chargers   | 50           | 32         | 367          | 64.0%        | 7.3        | 11.5        | 3         | 6.0%        | 1        | 2.0%        | 52t        | 4/22          | 97.7         |
| 10/01         | at Carolina     | 19           | 12         | 139          | 63.2%        | 7.3        | 11.6        | 2         | 10.5%       | 2        | 10.5%       | 30t        | 2/9           | 80.7         |
| 10/08         | Kansas City     | 47           | 29         | 284          | 61.7%        | 6.0        | 9.8         | 2         | 4.3%        | 0        | 0.0%        | 27         | 3/25          | 92.9         |
| 10/15         | at Chicago      | 31           | 21         | 181          | 67.7%        | 5.8        | 8.6         | 1         | 3.2%        | 0        | 0.0%        | 21         | 2/7           | 93.6         |
| 10/23         | San Francisco   | 45           | 35         | 378          | 77.8%        | 8.4        | 10.8        | 2         | 4.4%        | 1        | 2.2%        | 60t        | 0/0           | 107.2        |
| 10/29         | at Green Bay    | 31           | 23         | 274          | 74.2%        | 8.8        | 11.9        | 2         | 6.5%        | 0        | 0.0%        | 32         | 2/13          | 122.2        |
| 11/05         | at Atlanta      |              |            |              |              |            |             |           |             |          |             |            |               |              |
| 11/12         | New Orleans     |              |            |              |              |            |             |           |             |          |             |            |               |              |
| 11/19         | at Denver       |              |            |              |              |            |             |           |             |          |             |            |               |              |
| 11/27         | Chicago         |              |            |              |              |            |             |           |             |          |             |            |               |              |
| 12/10         | at Las Vegas    |              |            |              |              |            |             |           |             |          |             |            |               |              |
| 12/16         | at Cincinnati   |              |            |              |              |            |             |           |             |          |             |            |               |              |
| 12/24         | Detroit         |              |            |              |              |            |             |           |             |          |             |            |               |              |
| 12/31         | Green Bay       |              |            |              |              |            |             |           |             |          |             |            |               |              |
| 01/07         | at Detroit      |              |            |              |              |            |             |           |             |          |             |            |               |              |
| <b>TOTALS</b> |                 | <b>311</b>   | <b>216</b> | <b>2,331</b> | <b>69.5%</b> | <b>7.5</b> | <b>10.8</b> | <b>18</b> | <b>5.8%</b> | <b>5</b> | <b>1.6%</b> | <b>62T</b> | <b>17/110</b> | <b>103.8</b> |

| PASSING:      |                 | JOSHUA DOBBS |           |            |              |            |            |          |             |          |             |           |             |              |
|---------------|-----------------|--------------|-----------|------------|--------------|------------|------------|----------|-------------|----------|-------------|-----------|-------------|--------------|
| DATE          | OPP.            | ATT          | CMP       | YDS        | CMP%         | Y/A        | Y/C        | TD       | TD%         | INT      | INT%        | LG        | SK/YD       | RATE         |
| 09/10         | Tampa Bay       |              |           |            |              |            |            |          |             |          |             |           |             |              |
| 09/14         | at Philadelphia |              |           |            |              |            |            |          |             |          |             |           |             |              |
| 09/24         | L.A. Chargers   |              |           |            |              |            |            |          |             |          |             |           |             |              |
| 10/01         | at Carolina     |              |           |            |              |            |            |          |             |          |             |           |             |              |
| 10/08         | Kansas City     |              |           |            |              |            |            |          |             |          |             |           |             |              |
| 10/15         | at Chicago      |              |           |            |              |            |            |          |             |          |             |           |             |              |
| 10/23         | San Francisco   |              |           |            |              |            |            |          |             |          |             |           |             |              |
| 10/29         | at Green Bay    |              |           |            |              |            |            |          |             |          |             |           |             |              |
| 11/05         | at Atlanta      | 30           | 20        | 158        | 66.7%        | 5.3        | 7.9        | 2        | 6.7%        | 0        | 0.0%        | 29        | 3/12        | 101.8        |
| 11/12         | New Orleans     |              |           |            |              |            |            |          |             |          |             |           |             |              |
| 11/19         | at Denver       |              |           |            |              |            |            |          |             |          |             |           |             |              |
| 11/27         | Chicago         |              |           |            |              |            |            |          |             |          |             |           |             |              |
| 12/10         | at Las Vegas    |              |           |            |              |            |            |          |             |          |             |           |             |              |
| 12/16         | at Cincinnati   |              |           |            |              |            |            |          |             |          |             |           |             |              |
| 12/24         | Detroit         |              |           |            |              |            |            |          |             |          |             |           |             |              |
| 12/31         | Green Bay       |              |           |            |              |            |            |          |             |          |             |           |             |              |
| 01/07         | at Detroit      |              |           |            |              |            |            |          |             |          |             |           |             |              |
| <b>TOTALS</b> |                 | <b>30</b>    | <b>20</b> | <b>158</b> | <b>66.7%</b> | <b>5.3</b> | <b>7.9</b> | <b>2</b> | <b>6.7%</b> | <b>0</b> | <b>0.0%</b> | <b>69</b> | <b>3/12</b> | <b>101.8</b> |

## 2023 INDIVIDUAL GXG STATS: PASSING

| PASSING:      |                 | JAREN HALL |          |            |              |             |             |          |             |          |             |           |            |              |
|---------------|-----------------|------------|----------|------------|--------------|-------------|-------------|----------|-------------|----------|-------------|-----------|------------|--------------|
| DATE          | OPP.            | ATT        | CMP      | YDS        | CMP%         | Y/A         | Y/C         | TD       | TD%         | INT      | INT%        | LG        | SK/YD      | RATE         |
| 09/10         | Tampa Bay       |            |          |            |              |             |             |          |             |          |             |           |            |              |
| 09/14         | at Philadelphia |            |          |            |              |             |             |          |             |          |             |           |            |              |
| 09/24         | L.A. Chargers   |            |          |            |              |             |             |          |             |          |             |           |            |              |
| 10/01         | at Carolina     |            |          |            |              |             |             |          |             |          |             |           |            |              |
| 10/08         | Kansas City     |            |          |            |              |             |             |          |             |          |             |           |            |              |
| 10/15         | at Chicago      |            |          |            |              |             |             |          |             |          |             |           |            |              |
| 10/23         | San Francisco   |            |          |            |              |             |             |          |             |          |             |           |            |              |
| 10/29         | at Green Bay    | 4          | 3        | 23         | 75.0%        | 5.8         | 7.7         | 0        | 0.0%        | 0        | 0.0%        | 16        | 1/0        | 88.5         |
| 11/05         | at Atlanta      | 6          | 5        | 78         | 83.3%        | 13.0        | 15.6        | 0        | 0.0%        | 0        | 0.0%        | 47        | 0/0        | 118.8        |
| 11/12         | New Orleans     |            |          |            |              |             |             |          |             |          |             |           |            |              |
| 11/19         | at Denver       |            |          |            |              |             |             |          |             |          |             |           |            |              |
| 11/27         | Chicago         |            |          |            |              |             |             |          |             |          |             |           |            |              |
| 12/10         | at Las Vegas    |            |          |            |              |             |             |          |             |          |             |           |            |              |
| 12/16         | at Cincinnati   |            |          |            |              |             |             |          |             |          |             |           |            |              |
| 12/24         | Detroit         |            |          |            |              |             |             |          |             |          |             |           |            |              |
| 12/31         | Green Bay       |            |          |            |              |             |             |          |             |          |             |           |            |              |
| 01/07         | at Detroit      |            |          |            |              |             |             |          |             |          |             |           |            |              |
| <b>TOTALS</b> |                 | <b>10</b>  | <b>8</b> | <b>101</b> | <b>80.0%</b> | <b>10.1</b> | <b>12.6</b> | <b>0</b> | <b>0.0%</b> | <b>0</b> | <b>0.0%</b> | <b>47</b> | <b>1/0</b> | <b>108.8</b> |

# 2023 INDIVIDUAL GXG STATS: RECEIVING

| 2023 REGULAR SEASON INDIVIDUAL GAME-BY-GAME STATS |                 |                |            |             |            |          |           |           |            |           |          |             |           |            |           |          |
|---|-----------------|----------------|------------|-------------|------------|----------|-----------|-----------|------------|-----------|----------|-------------|-----------|------------|-----------|----------|
| RECEIVING:  |                 | JORDAN ADDISON |            |             |            |          | CAM AKERS |           |            |           |          | TY CHANDLER |           |            |           |          |
| DATE  | OPP.            | NO.            | YDS        | AVG         | LG         | TD       | NO.       | YDS       | AVG        | LG        | TD       | NO.         | YDS       | AVG        | LG        | TD       |
| 09/10   | Tampa Bay       | 4              | 61         | 15.3        | 39t        | 1        |           |           |            |           |          | 1           | 18        | 18.0       | 18        | 0        |
| 09/14   | at Philadelphia | 3              | 72         | 24.0        | 62t        | 1        |           |           |            |           |          | 2           | 9         | 4.5        | 5         | 0        |
| 09/24   | L.A. Chargers   | 6              | 52         | 8.7         | 16         | 0        |           |           |            |           |          | 1           | 4         | 4.0        | 4         | 0        |
| 10/01   | at Carolina     | 0              | 0          | 0.0         | --         | 0        | 2         | 11        | 5.5        | 9         | 0        | 0           | 0         | 0.0        | --        | 0        |
| 10/08   | Kansas City     | 6              | 64         | 10.7        | 16         | 1        | 2         | 3         | 1.5        | 3         | 0        | 0           | 0         | 0.0        | --        | 0        |
| 10/15   | at Chicago      | 3              | 28         | 9.3         | 15         | 1        | 1         | 7         | 7.0        | 7         | 0        | 0           | 0         | 0.0        | --        | 0        |
| 10/23   | San Francisco   | 7              | 123        | 17.6        | 60t        | 2        | 2         | 30        | 15.0       | 30        | 0        | 1           | 12        | 12.0       | 12        | 0        |
| 10/29   | at Green Bay    | 7              | 82         | 11.7        | 20t        | 1        | 1         | 6         | 6.0        | 6         | 0        | 0           | 0         | 0.0        | --        | 0        |
| 11/05   | at Atlanta      | 5              | 52         | 10.4        | 24         | 0        | 3         | 13        | 4.3        | 11        | 0        | 0           | 0         | 0.0        | --        | 0        |
| 11/12   | New Orleans     |                |            |             |            |          |           |           |            |           |          |             |           |            |           |          |
| 11/19   | at Denver       |                |            |             |            |          |           |           |            |           |          |             |           |            |           |          |
| 11/27   | Chicago         |                |            |             |            |          |           |           |            |           |          |             |           |            |           |          |
| 12/10   | at Las Vegas    |                |            |             |            |          |           |           |            |           |          |             |           |            |           |          |
| 12/16   | at Cincinnati   |                |            |             |            |          |           |           |            |           |          |             |           |            |           |          |
| 12/24   | Detroit         |                |            |             |            |          |           |           |            |           |          |             |           |            |           |          |
| 12/31   | Green Bay       |                |            |             |            |          |           |           |            |           |          |             |           |            |           |          |
| 01/07   | at Detroit      |                |            |             |            |          |           |           |            |           |          |             |           |            |           |          |
| <b>TOTALS</b>                                     |                 | <b>41</b>      | <b>534</b> | <b>13.0</b> | <b>62T</b> | <b>7</b> | <b>11</b> | <b>70</b> | <b>6.4</b> | <b>30</b> | <b>0</b> | <b>5</b>    | <b>43</b> | <b>8.6</b> | <b>18</b> | <b>0</b> |

| RECEIVING:    |                 | C.J. HAM |           |            |          |          | T.J. HOCKENSON |            |            |           |          | TRISHTON JACKSON |          |            |          |          |
|---------------|-----------------|----------|-----------|------------|----------|----------|----------------|------------|------------|-----------|----------|------------------|----------|------------|----------|----------|
| DATE          | OPP.            | NO.      | YDS       | AVG        | LG       | TD       | NO.            | YDS        | AVG        | LG        | TD       | NO.              | YDS      | AVG        | LG       | TD       |
| 09/10         | Tampa Bay       | 2        | 7         | 3.5        | 6        | 0        | 8              | 35         | 4.4        | 14        | 0        |                  |          |            |          |          |
| 09/14         | at Philadelphia | 0        | 0         | 0.0        | --       | 0        | 7              | 66         | 9.4        | 24        | 2        |                  |          |            |          |          |
| 09/24         | L.A. Chargers   | 1        | 7         | 7.0        | 7        | 0        | 8              | 78         | 9.8        | 21        | 0        |                  |          |            |          |          |
| 10/01         | at Carolina     | 0        | 0         | 0.0        | --       | 0        | 2              | 24         | 12.0       | 16        | 0        |                  |          |            |          |          |
| 10/08         | Kansas City     | 0        | 0         | 0.0        | --       | 0        | 5              | 51         | 10.2       | 19        | 0        |                  |          |            |          |          |
| 10/15         | at Chicago      | 0        | 0         | 0.0        | --       | 0        | 6              | 50         | 8.3        | 21        | 0        | 0                | 0        | 0.0        | --       | 0        |
| 10/23         | San Francisco   | 0        | 0         | 0.0        | --       | 0        | 11             | 86         | 7.8        | 22        | 0        |                  |          |            |          |          |
| 10/29         | at Green Bay    | 1        | 2         | 2.0        | 2        | 0        | 6              | 88         | 14.7       | 23        | 1        | 0                | 0        | 0.0        | --       | 0        |
| 11/05         | at Atlanta      | 0        | 0         | 0.0        | --       | 0        | 7              | 69         | 9.9        | 29        | 0        | 1                | 2        | 2.0        | 2        | 0        |
| 11/12         | New Orleans     |          |           |            |          |          |                |            |            |           |          |                  |          |            |          |          |
| 11/19         | at Denver       |          |           |            |          |          |                |            |            |           |          |                  |          |            |          |          |
| 11/27         | Chicago         |          |           |            |          |          |                |            |            |           |          |                  |          |            |          |          |
| 12/10         | at Las Vegas    |          |           |            |          |          |                |            |            |           |          |                  |          |            |          |          |
| 12/16         | at Cincinnati   |          |           |            |          |          |                |            |            |           |          |                  |          |            |          |          |
| 12/24         | Detroit         |          |           |            |          |          |                |            |            |           |          |                  |          |            |          |          |
| 12/31         | Green Bay       |          |           |            |          |          |                |            |            |           |          |                  |          |            |          |          |
| 01/07         | at Detroit      |          |           |            |          |          |                |            |            |           |          |                  |          |            |          |          |
| <b>TOTALS</b> |                 | <b>4</b> | <b>16</b> | <b>4.0</b> | <b>7</b> | <b>0</b> | <b>60</b>      | <b>547</b> | <b>9.1</b> | <b>29</b> | <b>3</b> | <b>1</b>         | <b>2</b> | <b>2.0</b> | <b>2</b> | <b>0</b> |

| RECEIVING:    |                 | JUSTIN JEFFERSON |            |             |            |          | ALEXANDER MATTISON |            |            |           |          | JOHNNY MUNDT |           |             |           |          |
|---------------|-----------------|------------------|------------|-------------|------------|----------|--------------------|------------|------------|-----------|----------|--------------|-----------|-------------|-----------|----------|
| DATE          | OPP.            | NO.              | YDS        | AVG         | LG         | TD       | NO.                | YDS        | AVG        | LG        | TD       | NO.          | YDS       | AVG         | LG        | TD       |
| 09/10         | Tampa Bay       | 9                | 150        | 16.7        | 42         | 0        | 3                  | 10         | 3.3        | 4t        | 1        | 0            | 0         | 0.0         | --        | 0        |
| 09/14         | at Philadelphia | 11               | 159        | 14.5        | 30         | 0        | 3                  | 11         | 3.7        | 16        | 0        | 0            | 0         | 0.0         | --        | 0        |
| 09/24         | L.A. Chargers   | 7                | 149        | 21.3        | 52t        | 1        | 5                  | 32         | 6.4        | 9         | 0        | 0            | 0         | 0.0         | --        | 0        |
| 10/01         | at Carolina     | 6                | 85         | 14.2        | 30t        | 2        | 1                  | 3          | 3.0        | 3         | 0        | 0            | 0         | 0.0         | --        | 0        |
| 10/08         | Kansas City     | 3                | 28         | 9.3         | 14         | 0        | 2                  | 20         | 10.0       | 11        | 1        | 1            | 11        | 11.0        | 11        | 0        |
| 10/15         | at Chicago      |                  |            |             |            |          | 4                  | 28         | 7.0        | 13        | 0        | 0            | 0         | 0.0         | --        | 0        |
| 10/23         | San Francisco   |                  |            |             |            |          | 2                  | 3          | 1.5        | 4         | 0        | 0            | 0         | 0.0         | --        | 0        |
| 10/29         | at Green Bay    |                  |            |             |            |          | 1                  | 2          | 2.0        | 2         | 0        | 1            | 8         | 8.0         | 8         | 0        |
| 11/05         | at Atlanta      |                  |            |             |            |          | 2                  | 49         | 24.5       | 47        | 1        | 1            | 18        | 18.0        | 18        | 0        |
| 11/12         | New Orleans     |                  |            |             |            |          |                    |            |            |           |          |              |           |             |           |          |
| 11/19         | at Denver       |                  |            |             |            |          |                    |            |            |           |          |              |           |             |           |          |
| 11/27         | Chicago         |                  |            |             |            |          |                    |            |            |           |          |              |           |             |           |          |
| 12/10         | at Las Vegas    |                  |            |             |            |          |                    |            |            |           |          |              |           |             |           |          |
| 12/16         | at Cincinnati   |                  |            |             |            |          |                    |            |            |           |          |              |           |             |           |          |
| 12/24         | Detroit         |                  |            |             |            |          |                    |            |            |           |          |              |           |             |           |          |
| 12/31         | Green Bay       |                  |            |             |            |          |                    |            |            |           |          |              |           |             |           |          |
| 01/07         | at Detroit      |                  |            |             |            |          |                    |            |            |           |          |              |           |             |           |          |
| <b>TOTALS</b> |                 | <b>36</b>        | <b>571</b> | <b>15.9</b> | <b>52T</b> | <b>3</b> | <b>23</b>          | <b>158</b> | <b>6.9</b> | <b>47</b> | <b>3</b> | <b>3</b>     | <b>37</b> | <b>12.3</b> | <b>18</b> | <b>0</b> |

## 2023 INDIVIDUAL GXG STATS: RECEIVING

| RECEIVING:    |                 | JOSH OLIVER |           |            |           |          | K.J. OSBORN |            |             |            |          | BRANDON POWELL |            |             |           |          |
|---------------|-----------------|-------------|-----------|------------|-----------|----------|-------------|------------|-------------|------------|----------|----------------|------------|-------------|-----------|----------|
| DATE          | OPP.            | NO.         | YDS       | AVG        | LG        | TD       | NO.         | YDS        | AVG         | LG         | TD       | NO.            | YDS        | AVG         | LG        | TD       |
| 09/10         | Tampa Bay       | 3           | 32        | 10.7       | 18        | 0        | 3           | 31         | 10.3        | 19         | 0        | 0              | 0          | 0.0         | --        | 0        |
| 09/14         | at Philadelphia | 2           | 13        | 6.5        | 13        | 0        | 3           | 34         | 11.3        | 18         | 1        | 0              | 0          | 0.0         | --        | 0        |
| 09/24         | L.A. Chargers   | 2           | 4         | 2.0        | 4t        | 1        | 1           | 36         | 36.0        | 36t        | 1        | 1              | 5          | 5.0         | 5         | 0        |
| 10/01         | at Carolina     | 0           | 0         | 0.0        | --        | 0        | 1           | 16         | 16.0        | 16         | 0        | 0              | 0          | 0.0         | --        | 0        |
| 10/08         | Kansas City     | 1           | 15        | 15.0       | 15        | 0        | 5           | 49         | 9.8         | 27         | 0        | 4              | 43         | 10.8        | 26        | 0        |
| 10/15         | at Chicago      | 0           | 0         | 0.0        | --        | 0        | 4           | 48         | 12.0        | 21         | 0        | 3              | 20         | 6.7         | 9         | 0        |
| 10/23         | San Francisco   | 2           | 6         | 3.0        | 6         | 0        | 5           | 47         | 9.4         | 18         | 0        | 4              | 64         | 16.0        | 27        | 0        |
| 10/29         | at Green Bay    | 0           | 0         | 0.0        | --        | 0        | 8           | 99         | 12.4        | 32         | 0        | 1              | 10         | 10.0        | 10        | 0        |
| 11/05         | at Atlanta      | 2           | 1         | 0.5        | 2         | 0        | 2           | 17         | 8.5         | 13         | 0        | 2              | 15         | 7.5         | 9         | 1        |
| 11/12         | New Orleans     |             |           |            |           |          |             |            |             |            |          |                |            |             |           |          |
| 11/19         | at Denver       |             |           |            |           |          |             |            |             |            |          |                |            |             |           |          |
| 11/27         | Chicago         |             |           |            |           |          |             |            |             |            |          |                |            |             |           |          |
| 12/10         | at Las Vegas    |             |           |            |           |          |             |            |             |            |          |                |            |             |           |          |
| 12/16         | at Cincinnati   |             |           |            |           |          |             |            |             |            |          |                |            |             |           |          |
| 12/24         | Detroit         |             |           |            |           |          |             |            |             |            |          |                |            |             |           |          |
| 12/31         | Green Bay       |             |           |            |           |          |             |            |             |            |          |                |            |             |           |          |
| 01/07         | at Detroit      |             |           |            |           |          |             |            |             |            |          |                |            |             |           |          |
| <b>TOTALS</b> |                 | <b>12</b>   | <b>71</b> | <b>5.9</b> | <b>18</b> | <b>1</b> | <b>32</b>   | <b>377</b> | <b>11.8</b> | <b>36T</b> | <b>2</b> | <b>15</b>      | <b>157</b> | <b>10.5</b> | <b>27</b> | <b>1</b> |

## 2023 INDIVIDUAL GXG STATS: KICKOFF RETURNS

| 2023 REGULAR SEASON INDIVIDUAL GAME-BY-GAME STATS |                 |             |           |             |           |          |          |              |           |   |           |          |          |
|---|-----------------|-------------|-----------|-------------|-----------|----------|----------|--------------|-----------|---|-----------|----------|----------|
| KICKOFF RETURNS:                                  |                 | TY CHANDLER |           |             |           |          |          | KENE NWANGWU |           |   |           |          |          |
| DATE  | OPP.            | NO.         | YDS       | AVG         | LG        | FC       | TD       | NO.          | YDS       | AVG                                     | LG        | FC       | TD       |
| 09/10   | Tampa Bay       | 1           | 15        | 15.0        | 15        | 0        | 0        |              |           | INJURED RESERVE                         |           |          |          |
| 09/14   | at Philadelphia | 0           | 0         | 0.0         | 0         | 0        | 0        |              |           | INJURED RESERVE                         |           |          |          |
| 09/24   | L.A. Chargers   | 0           | 0         | 0.0         | 0         | 0        | 0        |              |           | INJURED RESERVE                         |           |          |          |
| 10/01   | at Carolina     | 2           | 55        | 27.5        | 33        | 0        | 0        |              |           | INJURED RESERVE                         |           |          |          |
| 10/08   | Kansas City     | 0           | 0         | 0.0         | 0         | 0        | 0        |              |           | INJURED RESERVE                         |           |          |          |
| 10/15   | at Chicago      | 0           | 0         | 0.0         | 0         | 0        | 0        |              |           | INJURED RESERVE - DESIGNATED FOR RETURN |           |          |          |
| 10/23   | San Francisco   | 0           | 0         | 0.0         | 0         | 0        | 0        | 2            | 41        | 20.5                                    | 28        | 1        | 0        |
| 10/29   | at Green Bay    | 1           | 27        | 27.0        | 27        | 0        | 0        |              |           | ON INACTIVE LIST                        |           |          |          |
| 11/05   | at Atlanta      | 0           | 0         | 0.0         | 0         | 0        | 0        |              |           | ON INACTIVE LIST                        |           |          |          |
| 11/12   | New Orleans     |             |           |             |           |          |          |              |           |   |           |          |          |
| 11/19   | at Denver       |             |           |             |           |          |          |              |           |   |           |          |          |
| 11/27   | Chicago         |             |           |             |           |          |          |              |           |   |           |          |          |
| 12/10   | at Las Vegas    |             |           |             |           |          |          |              |           |   |           |          |          |
| 12/16   | at Cincinnati   |             |           |             |           |          |          |              |           |   |           |          |          |
| 12/24   | Detroit         |             |           |             |           |          |          |              |           |   |           |          |          |
| 12/31   | Green Bay       |             |           |             |           |          |          |              |           |   |           |          |          |
| 01/07   | at Detroit      |             |           |             |           |          |          |              |           |   |           |          |          |
| <b>TOTALS</b>                                     |                 | <b>4</b>    | <b>97</b> | <b>24.3</b> | <b>33</b> | <b>0</b> | <b>0</b> | <b>2</b>     | <b>41</b> | <b>20.5</b>                             | <b>28</b> | <b>1</b> | <b>0</b> |

## 2023 INDIVIDUAL GXG STATS: PUNT RETURNS

| 2023 REGULAR SEASON INDIVIDUAL GAME-BY-GAME STATS |                 |                |            |            |           |          |          |
|---|-----------------|----------------|------------|------------|-----------|----------|----------|
| PUNT RETURNS:                                     |                 | BRANDON POWELL |            |            |           |          |          |
| DATE  | OPP.            | NO.            | YDS        | AVG        | LG        | FC       | TD       |
| 09/10   | Tampa Bay       | 4              | 18         | 4.5        | 7         | 0        | 0        |
| 09/14   | at Philadelphia | 2              | 19         | 9.5        | 20        | 1        | 0        |
| 09/24   | L.A. Chargers   | 0              | 0          | 0.0        | 0         | 2        | 0        |
| 10/01   | at Carolina     | 3              | 9          | 3.0        | 7         | 1        | 0        |
| 10/08   | Kansas City     | 1              | 3          | 3.0        | 3         | 1        | 0        |
| 10/15   | at Chicago      | 3              | 32         | 10.7       | 15        | 0        | 0        |
| 10/23   | San Francisco   | 1              | 4          | 4.0        | 4         | 0        | 0        |
| 10/29   | at Green Bay    | 3              | 34         | 11.3       | 16        | 1        | 0        |
| 11/05   | at Atlanta      | 1              | 24         | 24.0       | 24        | 2        | 0        |
| 11/12   | New Orleans     |                |            |            |           |          |          |
| 11/19   | at Denver       |                |            |            |           |          |          |
| 11/27   | Chicago         |                |            |            |           |          |          |
| 12/10   | at Las Vegas    |                |            |            |           |          |          |
| 12/16   | at Cincinnati   |                |            |            |           |          |          |
| 12/24   | Detroit         |                |            |            |           |          |          |
| 12/31   | Green Bay       |                |            |            |           |          |          |
| 01/07   | at Detroit      |                |            |            |           |          |          |
| <b>TOTALS</b>                                     |                 | <b>18</b>      | <b>143</b> | <b>7.9</b> | <b>24</b> | <b>8</b> | <b>0</b> |

## 2023 INDIVIDUAL GXG STATS: PUNTING

| 2023 REGULAR SEASON INDIVIDUAL GAME-BY-GAME STATS |                 |             |              |             |          |          |           |             |          |
|---|-----------------|-------------|--------------|-------------|----------|----------|-----------|-------------|----------|
| PUNTING:  |                 | RYAN WRIGHT |              |             |          |          |           |             |          |
| DATE  | OPP.            | NO.         | YDS          | AVG         | TB       | IN 20    | LG        | NET         | BLK      |
| 09/10   | Tampa Bay       | 5           | 257          | 51.4        | 0        | 0        | 58        | 45.6        | 0        |
| 09/14   | at Philadelphia | 3           | 157          | 52.3        | 0        | 2        | 57        | 51.7        | 0        |
| 09/24   | L.A. Chargers   | 3           | 145          | 48.3        | 2        | 1        | 53        | 35.0        | 0        |
| 10/01   | at Carolina     | 4           | 216          | 54.0        | 0        | 0        | 61        | 45.3        | 0        |
| 10/08   | Kansas City     | 1           | 54           | 54.0        | 0        | 0        | 54        | 46.0        | 0        |
| 10/15   | at Chicago      | 5           | 249          | 49.8        | 1        | 0        | 63        | 43.4        | 0        |
| 10/23   | San Francisco   | 1           | 42           | 42.0        | 1        | 0        | 42        | 22.0        | 0        |
| 10/29   | at Green Bay    | 2           | 87           | 43.5        | 0        | 1        | 47        | 40.5        | 0        |
| 11/05   | at Atlanta      | 3           | 133          | 44.3        | 0        | 1        | 52        | 44.3        | 0        |
| 11/12   | New Orleans     |             |              |             |          |          |           |             |          |
| 11/19   | at Denver       |             |              |             |          |          |           |             |          |
| 11/27   | Chicago         |             |              |             |          |          |           |             |          |
| 12/10   | at Las Vegas    |             |              |             |          |          |           |             |          |
| 12/16   | at Cincinnati   |             |              |             |          |          |           |             |          |
| 12/24   | Detroit         |             |              |             |          |          |           |             |          |
| 12/31   | Green Bay       |             |              |             |          |          |           |             |          |
| 01/07   | at Detroit      |             |              |             |          |          |           |             |          |
| <b>TOTALS</b>                                     |                 | <b>27</b>   | <b>1,340</b> | <b>49.6</b> | <b>4</b> | <b>5</b> | <b>63</b> | <b>43.3</b> | <b>0</b> |

## 2023 INDIVIDUAL GXG STATS: FIELD GOALS

| 2023 REGULAR SEASON INDIVIDUAL GAME-BY-GAME STATS |                 |             |            |            |            |            |              |                |           |           |              |           |
|---|-----------------|-------------|------------|------------|------------|------------|--------------|----------------|-----------|-----------|--------------|-----------|
| FIELD GOALS:                                      |                 | GREG JOSEPH |            |            |            |            |              |                |           |           |              |           |
| DATE  | OPP.            | 0-19        | 20-29      | 30-39      | 40-49      | 50+        | TOTAL        | YARDS          | FGM       | FGA       | PCT          | LG        |
| 09/10   | Tampa Bay       | 0/0         | 1/1        | 0/0        | 0/0        | 0/0        | 1/1          | (25)           | 1         | 1         | 100.0%       | 25        |
| 09/14   | at Philadelphia | 0/0         | 0/0        | 0/0        | 0/0        | 0/0        | 0/0          |                | 0         | 0         | 0.0%         | 0         |
| 09/24   | L.A. Chargers   | 0/0         | 1/1        | 0/0        | 0/0        | 0/0        | 1/1          | (23)           | 1         | 1         | 100.0%       | 23        |
| 10/01   | at Carolina     | 0/0         | 0/0        | 0/0        | 0/0        | 0/0        | 0/0          |                | 0         | 0         | 0.0%         | 0         |
| 10/08   | Kansas City     | 0/0         | 1/1        | 0/0        | 1/1        | 0/0        | 2/2          | (40,29)        | 2         | 2         | 100.0%       | 40        |
| 10/15   | at Chicago      | 0/0         | 0/0        | 0/0        | 0/0        | 2/3        | 2/3          | (53,51,57M)    | 2         | 3         | 66.7%        | 53        |
| 10/23   | San Francisco   | 0/0         | 2/2        | 0/0        | 0/0        | 1/2        | 3/4          | (21,20,54,50M) | 3         | 4         | 75.0%        | 54        |
| 10/29   | at Green Bay    | 0/0         | 1/1        | 0/0        | 0/2        | 0/0        | 1/3          | (25,42M,44B)   | 1         | 3         | 33.3%        | 25        |
| 11/05   | at Atlanta      | 1/1         | 0/0        | 2/2        | 0/0        | 0/0        | 3/3          | (19,32,31)     | 3         | 3         | 100.0%       | 32        |
| 11/12   | New Orleans     |             |            |            |            |            |              |                |           |           |              |           |
| 11/19   | at Denver       |             |            |            |            |            |              |                |           |           |              |           |
| 11/27   | Chicago         |             |            |            |            |            |              |                |           |           |              |           |
| 12/10   | at Las Vegas    |             |            |            |            |            |              |                |           |           |              |           |
| 12/16   | at Cincinnati   |             |            |            |            |            |              |                |           |           |              |           |
| 12/24   | Detroit         |             |            |            |            |            |              |                |           |           |              |           |
| 12/31   | Green Bay       |             |            |            |            |            |              |                |           |           |              |           |
| 01/07   | at Detroit      |             |            |            |            |            |              |                |           |           |              |           |
| <b>TOTALS</b>                                     |                 | <b>1/1</b>  | <b>6/6</b> | <b>2/2</b> | <b>1/3</b> | <b>3/5</b> | <b>13/17</b> |                | <b>13</b> | <b>17</b> | <b>76.5%</b> | <b>54</b> |





## 2023 INDIVIDUAL GXG STATS: SPECIAL TEAMS

| DATE          | OPP.            | D.J. WONNUM |          |          |          |          |          |
|---------------|-----------------|-------------|----------|----------|----------|----------|----------|
|               |                 | TKL         | AST      | TOT      | FF       | FR       | BLK      |
| 09/10         | Tampa Bay       | 0           | 1        | 1        | 0        | 0        | 0        |
| 09/14         | at Philadelphia | 0           | 0        | 0        | 0        | 0        | 0        |
| 09/24         | L.A. Chargers   | 0           | 0        | 0        | 0        | 0        | 0        |
| 10/01         | at Carolina     | 0           | 0        | 0        | 0        | 0        | 0        |
| 10/08         | Kansas City     | 1           | 0        | 1        | 0        | 0        | 0        |
| 10/15         | at Chicago      | 0           | 0        | 0        | 0        | 0        | 0        |
| 10/23         | San Francisco   | 0           | 0        | 0        | 0        | 0        | 0        |
| 10/29         | at Green Bay    | 0           | 0        | 0        | 0        | 0        | 0        |
| 11/05         | at Atlanta      | 0           | 0        | 0        | 0        | 0        | 0        |
| 11/12         | New Orleans     |             |          |          |          |          |          |
| 11/19         | at Denver       |             |          |          |          |          |          |
| 11/27         | Chicago         |             |          |          |          |          |          |
| 12/10         | at Las Vegas    |             |          |          |          |          |          |
| 12/16         | at Cincinnati   |             |          |          |          |          |          |
| 12/24         | Detroit         |             |          |          |          |          |          |
| 12/31         | Green Bay       |             |          |          |          |          |          |
| 01/07         | at Detroit      |             |          |          |          |          |          |
| <b>TOTALS</b> |                 | <b>1</b>    | <b>1</b> | <b>2</b> | <b>0</b> | <b>0</b> | <b>0</b> |

## 2023 INDIVIDUAL GXG STATS: DEFENSIVE

| 2023 REGULAR SEASON INDIVIDUAL DEFENSIVE GAME-BY-GAME STATS |                 |                  |          |          |          |          |            |            |          |          |          |          |          |
|---|-----------------|------------------|----------|----------|----------|----------|------------|------------|----------|----------|----------|----------|----------|
|   |                 | BRIAN ASAMOAH II |          |          |          |          |            |            |          |          |          |          |          |
| DATE  | OPP.            | S                | A        | TK       | TFL      | TFLY     | SK         | SKY        | INT      | FR       | FF       | PR       | PD       |
| 09/10   | Tampa Bay       | 0                | 1        | 1        | 0        | 0        | 0.0        | 0.0        | 0        | 0        | 0        | 0        | 0        |
| 09/14   | at Philadelphia | 1                | 1        | 2        | 0        | 0        | 0.0        | 0.0        | 0        | 0        | 0        | 0        | 0        |
| 09/24   | L.A. Chargers   | 0                | 0        | 0        | 0        | 0        | 0.0        | 0.0        | 0        | 0        | 0        | 0        | 0        |
| 10/01   | at Carolina     | 0                | 0        | 0        | 0        | 0        | 0.0        | 0.0        | 0        | 0        | 0        | 0        | 0        |
| 10/08   | Kansas City     | 0                | 0        | 0        | 0        | 0        | 0.0        | 0.0        | 0        | 0        | 0        | 0        | 0        |
| 10/15   | at Chicago      | 0                | 0        | 0        | 0        | 0        | 0.0        | 0.0        | 0        | 0        | 0        | 0        | 0        |
| 10/23   | San Francisco   | 0                | 0        | 0        | 0        | 0        | 0.0        | 0.0        | 0        | 0        | 0        | 0        | 0        |
| 10/29   | at Green Bay    | ON INACTIVE LIST |          |          |          |          |            |            |          |          |          |          |          |
| 11/05   | at Atlanta      | ON INACTIVE LIST |          |          |          |          |            |            |          |          |          |          |          |
| 11/12   | New Orleans     |                  |          |          |          |          |            |            |          |          |          |          |          |
| 11/19   | at Denver       |                  |          |          |          |          |            |            |          |          |          |          |          |
| 11/27   | Chicago         |                  |          |          |          |          |            |            |          |          |          |          |          |
| 12/10   | at Las Vegas    |                  |          |          |          |          |            |            |          |          |          |          |          |
| 12/16   | at Cincinnati   |                  |          |          |          |          |            |            |          |          |          |          |          |
| 12/24   | Detroit         |                  |          |          |          |          |            |            |          |          |          |          |          |
| 12/31   | Green Bay       |                  |          |          |          |          |            |            |          |          |          |          |          |
| 01/07   | at Detroit      |                  |          |          |          |          |            |            |          |          |          |          |          |
| <b>TOTALS</b>   |                 | <b>1</b>         | <b>2</b> | <b>3</b> | <b>0</b> | <b>0</b> | <b>0.0</b> | <b>0.0</b> | <b>0</b> | <b>0</b> | <b>0</b> | <b>0</b> | <b>0</b> |

| MEKHI BLACKMON |                 |                           |          |           |          |          |            |            |          |          |          |          |          |
|----------------|-----------------|---------------------------|----------|-----------|----------|----------|------------|------------|----------|----------|----------|----------|----------|
| DATE           | OPP.            | S                         | A        | TK        | TFL      | TFLY     | SK         | SKY        | INT      | FR       | FF       | PR       | PD       |
| 09/10          | Tampa Bay       | 1                         | 0        | 1         | 0        | 0        | 0.0        | 0.0        | 0        | 0        | 0        | 0        | 0        |
| 09/14          | at Philadelphia | 0                         | 1        | 1         | 0        | 0        | 0.0        | 0.0        | 0        | 0        | 0        | 0        | 0        |
| 09/24          | L.A. Chargers   | 4                         | 1        | 5         | 0        | 0        | 0.0        | 0.0        | 0        | 0        | 0        | 0        | 0        |
| 10/01          | at Carolina     | 0                         | 0        | 0         | 0        | 0        | 0.0        | 0.0        | 0        | 0        | 0        | 0        | 0        |
| 10/08          | Kansas City     | 4                         | 0        | 4         | 0        | 0        | 0.0        | 0.0        | 0        | 0        | 0        | 0        | 1        |
| 10/15          | at Chicago      | 0                         | 0        | 0         | 0        | 0        | 0.0        | 0.0        | 0        | 0        | 0        | 0        | 0        |
| 10/23          | San Francisco   | DID NOT PLAY (NON-INJURY) |          |           |          |          |            |            |          |          |          |          |          |
| 10/29          | at Green Bay    | 0                         | 0        | 0         | 0        | 0        | 0.0        | 0.0        | 0        | 0        | 0        | 0        | 3        |
| 11/05          | at Atlanta      | 1                         | 0        | 1         | 0        | 0        | 0.0        | 0.0        | 0        | 0        | 0        | 0        | 0        |
| 11/12          | New Orleans     |                           |          |           |          |          |            |            |          |          |          |          |          |
| 11/19          | at Denver       |                           |          |           |          |          |            |            |          |          |          |          |          |
| 11/27          | Chicago         |                           |          |           |          |          |            |            |          |          |          |          |          |
| 12/10          | at Las Vegas    |                           |          |           |          |          |            |            |          |          |          |          |          |
| 12/16          | at Cincinnati   |                           |          |           |          |          |            |            |          |          |          |          |          |
| 12/24          | Detroit         |                           |          |           |          |          |            |            |          |          |          |          |          |
| 12/31          | Green Bay       |                           |          |           |          |          |            |            |          |          |          |          |          |
| 01/07          | at Detroit      |                           |          |           |          |          |            |            |          |          |          |          |          |
| <b>TOTALS</b>  |                 | <b>10</b>                 | <b>2</b> | <b>12</b> | <b>0</b> | <b>0</b> | <b>0.0</b> | <b>0.0</b> | <b>0</b> | <b>0</b> | <b>0</b> | <b>0</b> | <b>4</b> |

| ANDREW BOOTH JR. |                 |          |          |          |          |          |            |            |          |          |          |          |          |
|------------------|-----------------|----------|----------|----------|----------|----------|------------|------------|----------|----------|----------|----------|----------|
| DATE             | OPP.            | S        | A        | TK       | TFL      | TFLY     | SK         | SKY        | INT      | FR       | FF       | PR       | PD       |
| 09/10            | Tampa Bay       | 0        | 0        | 0        | 0        | 0        | 0.0        | 0.0        | 0        | 0        | 0        | 0        | 0        |
| 09/14            | at Philadelphia | 0        | 0        | 0        | 0        | 0        | 0.0        | 0.0        | 0        | 0        | 0        | 0        | 0        |
| 09/24            | L.A. Chargers   | 0        | 0        | 0        | 0        | 0        | 0.0        | 0.0        | 0        | 0        | 0        | 0        | 0        |
| 10/01            | at Carolina     | 0        | 0        | 0        | 0        | 0        | 0.0        | 0.0        | 0        | 0        | 0        | 0        | 0        |
| 10/08            | Kansas City     | 0        | 0        | 0        | 0        | 0        | 0.0        | 0.0        | 0        | 0        | 0        | 0        | 0        |
| 10/15            | at Chicago      | 2        | 0        | 2        | 0        | 0        | 0.0        | 0.0        | 0        | 0        | 0        | 0        | 0        |
| 10/23            | San Francisco   | 0        | 1        | 1        | 0        | 0        | 0.0        | 0.0        | 0        | 0        | 0        | 0        | 0        |
| 10/29            | at Green Bay    | 1        | 0        | 1        | 0        | 0        | 0.0        | 0.0        | 0        | 0        | 0        | 0        | 0        |
| 11/05            | at Atlanta      | 0        | 0        | 0        | 0        | 0        | 0.0        | 0.0        | 0        | 0        | 0        | 0        | 0        |
| 11/12            | New Orleans     |          |          |          |          |          |            |            |          |          |          |          |          |
| 11/19            | at Denver       |          |          |          |          |          |            |            |          |          |          |          |          |
| 11/27            | Chicago         |          |          |          |          |          |            |            |          |          |          |          |          |
| 12/10            | at Las Vegas    |          |          |          |          |          |            |            |          |          |          |          |          |
| 12/16            | at Cincinnati   |          |          |          |          |          |            |            |          |          |          |          |          |
| 12/24            | Detroit         |          |          |          |          |          |            |            |          |          |          |          |          |
| 12/31            | Green Bay       |          |          |          |          |          |            |            |          |          |          |          |          |
| 01/07            | at Detroit      |          |          |          |          |          |            |            |          |          |          |          |          |
| <b>TOTALS</b>    |                 | <b>3</b> | <b>1</b> | <b>4</b> | <b>0</b> | <b>0</b> | <b>0.0</b> | <b>0.0</b> | <b>0</b> | <b>0</b> | <b>0</b> | <b>0</b> | <b>0</b> |

## 2023 INDIVIDUAL GXG STATS: DEFENSIVE

|               |                 | JONATHAN BULLARD |           |           |          |          |            |            |          |          |          |          |          |
|---------------|-----------------|------------------|-----------|-----------|----------|----------|------------|------------|----------|----------|----------|----------|----------|
| DATE          | OPP.            | S                | A         | TK        | TFL      | TFLY     | SK         | SKY        | INT      | FR       | FF       | PR       | PD       |
| 09/10         | Tampa Bay       | 3                | 1         | 4         | 0        | 0        | 0.0        | 0.0        | 0        | 0        | 0        | 0        | 0        |
| 09/14         | at Philadelphia | 0                | 1         | 1         | 0        | 0        | 0.0        | 0.0        | 0        | 0        | 0        | 0        | 0        |
| 09/24         | L.A. Chargers   | 1                | 1         | 2         | 0        | 0        | 0.0        | 0.0        | 0        | 0        | 0        | 0        | 0        |
| 10/01         | at Carolina     | 3                | 1         | 4         | 0        | 0        | 0.0        | 0.0        | 0        | 0        | 0        | 0        | 0        |
| 10/08         | Kansas City     | 1                | 7         | 8         | 0        | 0        | 0.0        | 0.0        | 0        | 0        | 0        | 0        | 0        |
| 10/15         | at Chicago      | 2                | 2         | 4         | 0        | 0        | 0.0        | 0.0        | 0        | 0        | 0        | 0        | 0        |
| 10/23         | San Francisco   | 2                | 0         | 2         | 1        | 0        | 0.0        | 0.0        | 0        | 0        | 0        | 0        | 0        |
| 10/29         | at Green Bay    | 1                | 0         | 1         | 0        | 0        | 0.0        | 0.0        | 0        | 0        | 0        | 0        | 0        |
| 11/05         | at Atlanta      | 2                | 1         | 3         | 0        | 0        | 0.0        | 0.0        | 0        | 0        | 0        | 0        | 0        |
| 11/12         | New Orleans     |                  |           |           |          |          |            |            |          |          |          |          |          |
| 11/19         | at Denver       |                  |           |           |          |          |            |            |          |          |          |          |          |
| 11/27         | Chicago         |                  |           |           |          |          |            |            |          |          |          |          |          |
| 12/10         | at Las Vegas    |                  |           |           |          |          |            |            |          |          |          |          |          |
| 12/16         | at Cincinnati   |                  |           |           |          |          |            |            |          |          |          |          |          |
| 12/24         | Detroit         |                  |           |           |          |          |            |            |          |          |          |          |          |
| 12/31         | Green Bay       |                  |           |           |          |          |            |            |          |          |          |          |          |
| 01/07         | at Detroit      |                  |           |           |          |          |            |            |          |          |          |          |          |
| <b>TOTALS</b> |                 | <b>15</b>        | <b>14</b> | <b>29</b> | <b>1</b> | <b>0</b> | <b>0.0</b> | <b>0.0</b> | <b>0</b> | <b>0</b> | <b>0</b> | <b>0</b> | <b>0</b> |

|               |                 | CAMRYN BYNUM |           |           |          |          |            |            |          |          |          |          |          |
|---------------|-----------------|--------------|-----------|-----------|----------|----------|------------|------------|----------|----------|----------|----------|----------|
| DATE          | OPP.            | S            | A         | TK        | TFL      | TFLY     | SK         | SKY        | INT      | FR       | FF       | PR       | PD       |
| 09/10         | Tampa Bay       | 5            | 5         | 10        | 0        | 0        | 0.0        | 0.0        | 0        | 0        | 0        | 0        | 0        |
| 09/14         | at Philadelphia | 6            | 9         | 15        | 1        | 1        | 0.0        | 0.0        | 0        | 0        | 0        | 0        | 0        |
| 09/24         | L.A. Chargers   | 5            | 1         | 6         | 1        | 0        | 0.0        | 0.0        | 0        | 0        | 0        | 0        | 1        |
| 10/01         | at Carolina     | 9            | 3         | 12        | 0        | 0        | 0.0        | 0.0        | 0        | 0        | 1        | 0        | 0        |
| 10/08         | Kansas City     | 7            | 1         | 8         | 0        | 0        | 0.0        | 0.0        | 0        | 0        | 0        | 0        | 1        |
| 10/15         | at Chicago      | 9            | 0         | 9         | 0        | 0        | 0.0        | 0.0        | 0        | 0        | 0        | 0        | 0        |
| 10/23         | San Francisco   | 7            | 2         | 9         | 0        | 0        | 0.0        | 0.0        | 2        | 0        | 0        | 0        | 2        |
| 10/29         | at Green Bay    | 6            | 1         | 7         | 0        | 0        | 0.5        | 2.0        | 0        | 0        | 0        | 1        | 2        |
| 11/05         | at Atlanta      | 2            | 2         | 4         | 0        | 0        | 0.0        | 0.0        | 0        | 0        | 0        | 0        | 1        |
| 11/12         | New Orleans     |              |           |           |          |          |            |            |          |          |          |          |          |
| 11/19         | at Denver       |              |           |           |          |          |            |            |          |          |          |          |          |
| 11/27         | Chicago         |              |           |           |          |          |            |            |          |          |          |          |          |
| 12/10         | at Las Vegas    |              |           |           |          |          |            |            |          |          |          |          |          |
| 12/16         | at Cincinnati   |              |           |           |          |          |            |            |          |          |          |          |          |
| 12/24         | Detroit         |              |           |           |          |          |            |            |          |          |          |          |          |
| 12/31         | Green Bay       |              |           |           |          |          |            |            |          |          |          |          |          |
| 01/07         | at Detroit      |              |           |           |          |          |            |            |          |          |          |          |          |
| <b>TOTALS</b> |                 | <b>56</b>    | <b>24</b> | <b>80</b> | <b>2</b> | <b>1</b> | <b>0.5</b> | <b>2.0</b> | <b>2</b> | <b>0</b> | <b>1</b> | <b>1</b> | <b>7</b> |

|               |                 | ANDRE CARTER     |          |          |          |          |            |            |          |          |          |          |          |
|---------------|-----------------|------------------|----------|----------|----------|----------|------------|------------|----------|----------|----------|----------|----------|
| DATE          | OPP.            | S                | A        | TK       | TFL      | TFLY     | SK         | SKY        | INT      | FR       | FF       | PR       | PD       |
| 09/10         | Tampa Bay       | ON INACTIVE LIST |          |          |          |          |            |            |          |          |          |          |          |
| 09/14         | at Philadelphia | INACTIVE         |          |          |          |          |            |            |          |          |          |          |          |
| 09/24         | L.A. Chargers   | 0                | 0        | 0        | 0        | 0        | 0.0        | 0.0        | 0        | 0        | 0        | 0        | 0        |
| 10/01         | at Carolina     | 0                | 1        | 1        | 0        | 0        | 0.0        | 0.0        | 0        | 0        | 0        | 0        | 0        |
| 10/08         | Kansas City     | ON INACTIVE LIST |          |          |          |          |            |            |          |          |          |          |          |
| 10/15         | at Chicago      | ON INACTIVE LIST |          |          |          |          |            |            |          |          |          |          |          |
| 10/23         | San Francisco   | ON INACTIVE LIST |          |          |          |          |            |            |          |          |          |          |          |
| 10/29         | at Green Bay    | 0                | 0        | 0        | 0        | 0        | 0.0        | 0.0        | 0        | 0        | 0        | 0        | 0        |
| 11/05         | at Atlanta      | 0                | 0        | 0        | 0        | 0        | 0.0        | 0.0        | 0        | 0        | 0        | 0        | 0        |
| 11/12         | New Orleans     |                  |          |          |          |          |            |            |          |          |          |          |          |
| 11/19         | at Denver       |                  |          |          |          |          |            |            |          |          |          |          |          |
| 11/27         | Chicago         |                  |          |          |          |          |            |            |          |          |          |          |          |
| 12/10         | at Las Vegas    |                  |          |          |          |          |            |            |          |          |          |          |          |
| 12/16         | at Cincinnati   |                  |          |          |          |          |            |            |          |          |          |          |          |
| 12/24         | Detroit         |                  |          |          |          |          |            |            |          |          |          |          |          |
| 12/31         | Green Bay       |                  |          |          |          |          |            |            |          |          |          |          |          |
| 01/07         | at Detroit      |                  |          |          |          |          |            |            |          |          |          |          |          |
| <b>TOTALS</b> |                 | <b>0</b>         | <b>1</b> | <b>1</b> | <b>0</b> | <b>0</b> | <b>0.0</b> | <b>0.0</b> | <b>0</b> | <b>0</b> | <b>0</b> | <b>0</b> | <b>0</b> |

## 2023 INDIVIDUAL GXG STATS: DEFENSIVE

|               |                 | MARCUS DAVENPORT |          |          |          |           |            |             |          |          |          |          |          |
|---------------|-----------------|------------------|----------|----------|----------|-----------|------------|-------------|----------|----------|----------|----------|----------|
| DATE          | OPP.            | S                | A        | TK       | TFL      | TFLY      | SK         | SKY         | INT      | FR       | FF       | PR       | PD       |
| 09/10         | Tampa Bay       |                  |          |          |          |           |            |             |          |          |          |          |          |
| 09/14         | at Philadelphia | 0                | 0        | 0        | 0        | 0         | 0.0        | 0.0         | 0        | 0        | 0        | 0        | 0        |
| 09/24         | L.A. Chargers   |                  |          |          |          |           |            |             |          |          |          |          |          |
| 10/01         | at Carolina     | 1                | 3        | 4        | 1        | 9         | 1.0        | 9.0         | 0        | 0        | 0        | 1        | 0        |
| 10/08         | Kansas City     | 2                | 1        | 3        | 1        | 8         | 1.0        | 8.0         | 0        | 0        | 0        | 3        | 0        |
| 10/15         | at Chicago      | 0                | 0        | 0        | 0        | 0         | 0.0        | 0.0         | 0        | 0        | 0        | 0        | 0        |
| 10/23         | San Francisco   |                  |          |          |          |           |            |             |          |          |          |          |          |
| 10/29         | at Green Bay    |                  |          |          |          |           |            |             |          |          |          |          |          |
| 11/05         | at Atlanta      |                  |          |          |          |           |            |             |          |          |          |          |          |
| 11/12         | New Orleans     |                  |          |          |          |           |            |             |          |          |          |          |          |
| 11/19         | at Denver       |                  |          |          |          |           |            |             |          |          |          |          |          |
| 11/27         | Chicago         |                  |          |          |          |           |            |             |          |          |          |          |          |
| 12/10         | at Las Vegas    |                  |          |          |          |           |            |             |          |          |          |          |          |
| 12/16         | at Cincinnati   |                  |          |          |          |           |            |             |          |          |          |          |          |
| 12/24         | Detroit         |                  |          |          |          |           |            |             |          |          |          |          |          |
| 12/31         | Green Bay       |                  |          |          |          |           |            |             |          |          |          |          |          |
| 01/07         | at Detroit      |                  |          |          |          |           |            |             |          |          |          |          |          |
| <b>TOTALS</b> |                 | <b>3</b>         | <b>4</b> | <b>7</b> | <b>2</b> | <b>17</b> | <b>2.0</b> | <b>17.0</b> | <b>0</b> | <b>0</b> | <b>0</b> | <b>4</b> | <b>0</b> |

|               |                 | TROY DYE |          |          |          |          |            |            |          |          |          |          |          |
|---------------|-----------------|----------|----------|----------|----------|----------|------------|------------|----------|----------|----------|----------|----------|
| DATE          | OPP.            | S        | A        | TK       | TFL      | TFLY     | SK         | SKY        | INT      | FR       | FF       | PR       | PD       |
| 09/10         | Tampa Bay       | 0        | 1        | 1        | 0        | 0        | 0.0        | 0.0        | 0        | 0        | 0        | 0        | 0        |
| 09/14         | at Philadelphia | 0        | 0        | 0        | 0        | 0        | 0.0        | 0.0        | 0        | 0        | 0        | 0        | 0        |
| 09/24         | L.A. Chargers   | 0        | 0        | 0        | 0        | 0        | 0.0        | 0.0        | 0        | 0        | 0        | 0        | 0        |
| 10/01         | at Carolina     | 0        | 0        | 0        | 0        | 0        | 0.0        | 0.0        | 0        | 0        | 0        | 0        | 0        |
| 10/08         | Kansas City     | 1        | 0        | 1        | 0        | 0        | 0.0        | 0.0        | 0        | 0        | 0        | 0        | 0        |
| 10/15         | at Chicago      | 0        | 0        | 0        | 0        | 0        | 0.0        | 0.0        | 0        | 0        | 0        | 0        | 0        |
| 10/23         | San Francisco   | 0        | 0        | 0        | 0        | 0        | 0.0        | 0.0        | 0        | 0        | 0        | 0        | 0        |
| 10/29         | at Green Bay    | 0        | 0        | 0        | 0        | 0        | 0.0        | 0.0        | 0        | 0        | 0        | 0        | 0        |
| 11/05         | at Atlanta      | 0        | 0        | 0        | 0        | 0        | 0.0        | 0.0        | 0        | 0        | 0        | 0        | 0        |
| 11/12         | New Orleans     |          |          |          |          |          |            |            |          |          |          |          |          |
| 11/19         | at Denver       |          |          |          |          |          |            |            |          |          |          |          |          |
| 11/27         | Chicago         |          |          |          |          |          |            |            |          |          |          |          |          |
| 12/10         | at Las Vegas    |          |          |          |          |          |            |            |          |          |          |          |          |
| 12/16         | at Cincinnati   |          |          |          |          |          |            |            |          |          |          |          |          |
| 12/24         | Detroit         |          |          |          |          |          |            |            |          |          |          |          |          |
| 12/31         | Green Bay       |          |          |          |          |          |            |            |          |          |          |          |          |
| 01/07         | at Detroit      |          |          |          |          |          |            |            |          |          |          |          |          |
| <b>TOTALS</b> |                 | <b>1</b> | <b>1</b> | <b>2</b> | <b>0</b> | <b>0</b> | <b>0.0</b> | <b>0.0</b> | <b>0</b> | <b>0</b> | <b>0</b> | <b>0</b> | <b>0</b> |

|               |                 | AKAYLEB EVANS |           |           |          |          |            |            |          |          |          |          |          |
|---------------|-----------------|---------------|-----------|-----------|----------|----------|------------|------------|----------|----------|----------|----------|----------|
| DATE          | OPP.            | S             | A         | TK        | TFL      | TFLY     | SK         | SKY        | INT      | FR       | FF       | PR       | PD       |
| 09/10         | Tampa Bay       | 4             | 0         | 4         | 0        | 0        | 0.0        | 0.0        | 0        | 0        | 0        | 0        | 2        |
| 09/14         | at Philadelphia | 3             | 4         | 7         | 0        | 0        | 0.0        | 0.0        | 0        | 0        | 0        | 0        | 1        |
| 09/24         | L.A. Chargers   | 7             | 4         | 11        | 0        | 0        | 0.0        | 0.0        | 0        | 0        | 1        | 0        | 0        |
| 10/01         | at Carolina     | 1             | 0         | 1         | 0        | 0        | 0.0        | 0.0        | 0        | 0        | 0        | 0        | 0        |
| 10/08         | Kansas City     | 2             | 0         | 2         | 0        | 0        | 0.0        | 0.0        | 0        | 0        | 0        | 0        | 0        |
| 10/15         | at Chicago      | 5             | 2         | 7         | 0        | 0        | 0.0        | 0.0        | 0        | 0        | 1        | 0        | 0        |
| 10/23         | San Francisco   | 4             | 0         | 4         | 0        | 0        | 0.0        | 0.0        | 0        | 0        | 0        | 0        | 0        |
| 10/29         | at Green Bay    | 4             | 0         | 4         | 0        | 0        | 0.0        | 0.0        | 0        | 0        | 0        | 0        | 1        |
| 11/05         | at Atlanta      | 5             | 2         | 7         | 0        | 0        | 0.0        | 0.0        | 0        | 0        | 1        | 0        | 0        |
| 11/12         | New Orleans     |               |           |           |          |          |            |            |          |          |          |          |          |
| 11/19         | at Denver       |               |           |           |          |          |            |            |          |          |          |          |          |
| 11/27         | Chicago         |               |           |           |          |          |            |            |          |          |          |          |          |
| 12/10         | at Las Vegas    |               |           |           |          |          |            |            |          |          |          |          |          |
| 12/16         | at Cincinnati   |               |           |           |          |          |            |            |          |          |          |          |          |
| 12/24         | Detroit         |               |           |           |          |          |            |            |          |          |          |          |          |
| 12/31         | Green Bay       |               |           |           |          |          |            |            |          |          |          |          |          |
| 01/07         | at Detroit      |               |           |           |          |          |            |            |          |          |          |          |          |
| <b>TOTALS</b> |                 | <b>35</b>     | <b>12</b> | <b>47</b> | <b>0</b> | <b>0</b> | <b>0.0</b> | <b>0.0</b> | <b>0</b> | <b>0</b> | <b>3</b> | <b>0</b> | <b>4</b> |

## 2023 INDIVIDUAL GXG STATS: DEFENSIVE

|               |                 | JORDAN HICKS |           |           |          |          |            |            |          |          |          |          |          |
|---------------|-----------------|--------------|-----------|-----------|----------|----------|------------|------------|----------|----------|----------|----------|----------|
| DATE          | OPP.            | S            | A         | TK        | TFL      | TFLY     | SK         | SKY        | INT      | FR       | FF       | PR       | PD       |
| 09/10         | Tampa Bay       | 1            | 2         | 3         | 0        | 0        | 0.0        | 0.0        | 0        | 0        | 0        | 0        | 0        |
| 09/14         | at Philadelphia | 8            | 3         | 11        | 1        | 0        | 0.0        | 0.0        | 0        | 0        | 0        | 0        | 0        |
| 09/24         | L.A. Chargers   | 5            | 1         | 6         | 0        | 0        | 0.0        | 0.0        | 0        | 1        | 1        | 0        | 0        |
| 10/01         | at Carolina     | 5            | 8         | 13        | 0        | 0        | 0.0        | 0.0        | 0        | 0        | 0        | 0        | 0        |
| 10/08         | Kansas City     | 6            | 4         | 10        | 0        | 0        | 0.0        | 0.0        | 0        | 0        | 0        | 0        | 1        |
| 10/15         | at Chicago      | 5            | 5         | 10        | 0        | 0        | 0.0        | 0.0        | 1        | 1        | 0        | 0        | 1        |
| 10/23         | San Francisco   | 4            | 4         | 8         | 0        | 0        | 0.0        | 0.0        | 0        | 0        | 0        | 0        | 1        |
| 10/29         | at Green Bay    | 4            | 4         | 8         | 0        | 0        | 0.0        | 0.0        | 0        | 0        | 0        | 0        | 0        |
| 11/05         | at Atlanta      | 9            | 2         | 11        | 2        | 8        | 1.0        | 8.0        | 0        | 0        | 0        | 1        | 1        |
| 11/12         | New Orleans     |              |           |           |          |          |            |            |          |          |          |          |          |
| 11/19         | at Denver       |              |           |           |          |          |            |            |          |          |          |          |          |
| 11/27         | Chicago         |              |           |           |          |          |            |            |          |          |          |          |          |
| 12/10         | at Las Vegas    |              |           |           |          |          |            |            |          |          |          |          |          |
| 12/16         | at Cincinnati   |              |           |           |          |          |            |            |          |          |          |          |          |
| 12/24         | Detroit         |              |           |           |          |          |            |            |          |          |          |          |          |
| 12/31         | Green Bay       |              |           |           |          |          |            |            |          |          |          |          |          |
| 01/07         | at Detroit      |              |           |           |          |          |            |            |          |          |          |          |          |
| <b>TOTALS</b> |                 | <b>47</b>    | <b>33</b> | <b>80</b> | <b>3</b> | <b>8</b> | <b>1.0</b> | <b>8.0</b> | <b>1</b> | <b>2</b> | <b>1</b> | <b>1</b> | <b>4</b> |

|               |                 | DANIELLE HUNTER |           |           |           |           |             |             |          |          |          |          |          |
|---------------|-----------------|-----------------|-----------|-----------|-----------|-----------|-------------|-------------|----------|----------|----------|----------|----------|
| DATE          | OPP.            | S               | A         | TK        | TFL       | TFLY      | SK          | SKY         | INT      | FR       | FF       | PR       | PD       |
| 09/10         | Tampa Bay       | 4               | 3         | 7         | 2         | 4         | 1.0         | 4.0         | 0        | 0        | 0        | 1        | 1        |
| 09/14         | at Philadelphia | 5               | 3         | 8         | 3         | 21        | 3.0         | 21.0        | 0        | 0        | 0        | 3        | 0        |
| 09/24         | L.A. Chargers   | 3               | 1         | 4         | 2         | 5         | 1.0         | 9.0         | 0        | 0        | 1        | 0        | 0        |
| 10/01         | at Carolina     | 3               | 1         | 4         | 1         | 0         | 0.0         | 0.0         | 0        | 0        | 0        | 0        | 0        |
| 10/08         | Kansas City     | 1               | 1         | 2         | 1         | 7         | 1.0         | 7.0         | 0        | 0        | 0        | 1        | 0        |
| 10/15         | at Chicago      | 6               | 1         | 7         | 2         | 11        | 2.0         | 11.0        | 0        | 0        | 0        | 2        | 1        |
| 10/23         | San Francisco   | 2               | 0         | 2         | 1         | 12        | 1.0         | 12.0        | 0        | 0        | 0        | 2        | 0        |
| 10/29         | at Green Bay    | 3               | 0         | 3         | 0         | 0         | 1.0         | 10.0        | 0        | 0        | 2        | 0        | 0        |
| 11/05         | at Atlanta      | 5               | 4         | 9         | 1         | 0         | 0.0         | 0.0         | 0        | 0        | 0        | 0        | 0        |
| 11/12         | New Orleans     |                 |           |           |           |           |             |             |          |          |          |          |          |
| 11/19         | at Denver       |                 |           |           |           |           |             |             |          |          |          |          |          |
| 11/27         | Chicago         |                 |           |           |           |           |             |             |          |          |          |          |          |
| 12/10         | at Las Vegas    |                 |           |           |           |           |             |             |          |          |          |          |          |
| 12/16         | at Cincinnati   |                 |           |           |           |           |             |             |          |          |          |          |          |
| 12/24         | Detroit         |                 |           |           |           |           |             |             |          |          |          |          |          |
| 12/31         | Green Bay       |                 |           |           |           |           |             |             |          |          |          |          |          |
| 01/07         | at Detroit      |                 |           |           |           |           |             |             |          |          |          |          |          |
| <b>TOTALS</b> |                 | <b>32</b>       | <b>14</b> | <b>46</b> | <b>13</b> | <b>60</b> | <b>10.0</b> | <b>74.0</b> | <b>0</b> | <b>0</b> | <b>3</b> | <b>9</b> | <b>2</b> |

|               |                 | THEO JACKSON |          |          |          |          |            |            |          |          |          |          |          |
|---------------|-----------------|--------------|----------|----------|----------|----------|------------|------------|----------|----------|----------|----------|----------|
| DATE          | OPP.            | S            | A        | TK       | TFL      | TFLY     | SK         | SKY        | INT      | FR       | FF       | PR       | PD       |
| 09/10         | Tampa Bay       | 0            | 0        | 0        | 0        | 0        | 0.0        | 0.0        | 0        | 0        | 0        | 0        | 0        |
| 09/14         | at Philadelphia | 4            | 0        | 4        | 0        | 0        | 0.0        | 0.0        | 1        | 0        | 0        | 0        | 1        |
| 09/24         | L.A. Chargers   | 1            | 0        | 1        | 0        | 0        | 0.0        | 0.0        | 0        | 0        | 0        | 0        | 0        |
| 10/01         | at Carolina     | 0            | 0        | 0        | 0        | 0        | 0.0        | 0.0        | 0        | 0        | 0        | 0        | 0        |
| 10/08         | Kansas City     | 0            | 0        | 0        | 0        | 0        | 0.0        | 0.0        | 0        | 0        | 0        | 0        | 0        |
| 10/15         | at Chicago      | 0            | 0        | 0        | 0        | 0        | 0.0        | 0.0        | 0        | 0        | 0        | 0        | 0        |
| 10/23         | San Francisco   | 0            | 1        | 1        | 0        | 0        | 0.0        | 0.0        | 0        | 0        | 0        | 0        | 0        |
| 10/29         | at Green Bay    | 1            | 1        | 2        | 0        | 0        | 0.0        | 0.0        | 0        | 0        | 0        | 0        | 0        |
| 11/05         | at Atlanta      | 0            | 1        | 1        | 0        | 0        | 0.0        | 0.0        | 0        | 0        | 0        | 0        | 0        |
| 11/12         | New Orleans     |              |          |          |          |          |            |            |          |          |          |          |          |
| 11/19         | at Denver       |              |          |          |          |          |            |            |          |          |          |          |          |
| 11/27         | Chicago         |              |          |          |          |          |            |            |          |          |          |          |          |
| 12/10         | at Las Vegas    |              |          |          |          |          |            |            |          |          |          |          |          |
| 12/16         | at Cincinnati   |              |          |          |          |          |            |            |          |          |          |          |          |
| 12/24         | Detroit         |              |          |          |          |          |            |            |          |          |          |          |          |
| 12/31         | Green Bay       |              |          |          |          |          |            |            |          |          |          |          |          |
| 01/07         | at Detroit      |              |          |          |          |          |            |            |          |          |          |          |          |
| <b>TOTALS</b> |                 | <b>6</b>     | <b>3</b> | <b>9</b> | <b>0</b> | <b>0</b> | <b>0.0</b> | <b>0.0</b> | <b>1</b> | <b>0</b> | <b>0</b> | <b>0</b> | <b>1</b> |

## 2023 INDIVIDUAL GXG STATS: DEFENSIVE

|               |                 | PAT JONES II |          |          |          |          |            |            |          |          |          |          |          |
|---------------|-----------------|--------------|----------|----------|----------|----------|------------|------------|----------|----------|----------|----------|----------|
| DATE          | OPP.            | S            | A        | TK       | TFL      | TFLY     | SK         | SKY        | INT      | FR       | FF       | PR       | PD       |
| 09/10         | Tampa Bay       | 0            | 0        | 0        | 0        | 0        | 0.0        | 0.0        | 0        | 0        | 0        | 0        | 0        |
| 09/14         | at Philadelphia | 1            | 1        | 2        | 0        | 0        | 0.0        | 0.0        | 0        | 0        | 0        | 0        | 0        |
| 09/24         | L.A. Chargers   | 0            | 1        | 1        | 0        | 0        | 0.0        | 0.0        | 0        | 0        | 0        | 0        | 0        |
| 10/01         | at Carolina     | 2            | 1        | 3        | 2        | 1        | 0.0        | 0.0        | 0        | 0        | 0        | 0        | 0        |
| 10/08         | Kansas City     | 0            | 0        | 0        | 0        | 0        | 0.0        | 0.0        | 0        | 0        | 0        | 2        | 0        |
| 10/15         | at Chicago      | 3            | 0        | 3        | 0        | 0        | 0.0        | 0.0        | 0        | 0        | 0        | 0        | 0        |
| 10/23         | San Francisco   | 0            | 0        | 0        | 0        | 0        | 0.0        | 0.0        | 0        | 0        | 0        | 0        | 0        |
| 10/29         | at Green Bay    | 0            | 0        | 0        | 0        | 0        | 0.0        | 0.0        | 0        | 0        | 0        | 0        | 0        |
| 11/05         | at Atlanta      | 0            | 0        | 0        | 0        | 0        | 0.0        | 0.0        | 0        | 0        | 0        | 0        | 0        |
| 11/12         | New Orleans     |              |          |          |          |          |            |            |          |          |          |          |          |
| 11/19         | at Denver       |              |          |          |          |          |            |            |          |          |          |          |          |
| 11/27         | Chicago         |              |          |          |          |          |            |            |          |          |          |          |          |
| 12/10         | at Las Vegas    |              |          |          |          |          |            |            |          |          |          |          |          |
| 12/16         | at Cincinnati   |              |          |          |          |          |            |            |          |          |          |          |          |
| 12/24         | Detroit         |              |          |          |          |          |            |            |          |          |          |          |          |
| 12/31         | Green Bay       |              |          |          |          |          |            |            |          |          |          |          |          |
| 01/07         | at Detroit      |              |          |          |          |          |            |            |          |          |          |          |          |
| <b>TOTALS</b> |                 | <b>6</b>     | <b>3</b> | <b>9</b> | <b>2</b> | <b>1</b> | <b>0.0</b> | <b>0.0</b> | <b>0</b> | <b>0</b> | <b>0</b> | <b>2</b> | <b>0</b> |

|               |                 | DEAN LOWRY |           |           |          |          |                         |            |          |          |          |          |          |
|---------------|-----------------|------------|-----------|-----------|----------|----------|-------------------------|------------|----------|----------|----------|----------|----------|
| DATE          | OPP.            | S          | A         | TK        | TFL      | TFLY     | SK                      | SKY        | INT      | FR       | FF       | PR       | PD       |
| 09/10         | Tampa Bay       | 2          | 3         | 5         | 0        | 0        | 0.0                     | 0.0        | 0        | 0        | 0        | 0        | 0        |
| 09/14         | at Philadelphia | 0          | 1         | 1         | 0        | 0        | 0.0                     | 0.0        | 0        | 0        | 0        | 0        | 0        |
| 09/24         | L.A. Chargers   | 0          | 0         | 0         | 0        | 0        | 0.0                     | 0.0        | 0        | 0        | 0        | 0        | 0        |
| 10/01         | at Carolina     | 0          | 2         | 2         | 0        | 0        | 0.0                     | 0.0        | 0        | 0        | 0        | 0        | 1        |
| 10/08         | Kansas City     | 0          | 1         | 1         | 0        | 0        | 0.0                     | 0.0        | 0        | 0        | 0        | 0        | 0        |
| 10/15         | at Chicago      | 1          | 1         | 2         | 0        | 0        | 0.0                     | 0.0        | 0        | 0        | 0        | 0        | 0        |
| 10/23         | San Francisco   | 1          | 2         | 3         | 0        | 0        | 0.0                     | 0.0        | 0        | 1        | 0        | 0        | 0        |
| 10/29         | at Green Bay    | 0          | 0         | 0         | 0        | 0        | 0.0                     | 0.0        | 0        | 0        | 0        | 0        | 0        |
| 11/05         | at Atlanta      |            |           |           |          |          | <i>ON INACTIVE LIST</i> |            |          |          |          |          |          |
| 11/12         | New Orleans     |            |           |           |          |          |                         |            |          |          |          |          |          |
| 11/19         | at Denver       |            |           |           |          |          |                         |            |          |          |          |          |          |
| 11/27         | Chicago         |            |           |           |          |          |                         |            |          |          |          |          |          |
| 12/10         | at Las Vegas    |            |           |           |          |          |                         |            |          |          |          |          |          |
| 12/16         | at Cincinnati   |            |           |           |          |          |                         |            |          |          |          |          |          |
| 12/24         | Detroit         |            |           |           |          |          |                         |            |          |          |          |          |          |
| 12/31         | Green Bay       |            |           |           |          |          |                         |            |          |          |          |          |          |
| 01/07         | at Detroit      |            |           |           |          |          |                         |            |          |          |          |          |          |
| <b>TOTALS</b> |                 | <b>4</b>   | <b>10</b> | <b>14</b> | <b>0</b> | <b>0</b> | <b>0.0</b>              | <b>0.0</b> | <b>0</b> | <b>1</b> | <b>0</b> | <b>0</b> | <b>1</b> |

|               |                 | JOSH METELLUS |           |           |          |          |            |             |          |          |          |          |          |
|---------------|-----------------|---------------|-----------|-----------|----------|----------|------------|-------------|----------|----------|----------|----------|----------|
| DATE          | OPP.            | S             | A         | TK        | TFL      | TFLY     | SK         | SKY         | INT      | FR       | FF       | PR       | PD       |
| 09/10         | Tampa Bay       | 5             | 0         | 5         | 0        | 0        | 0.0        | 0.0         | 0        | 0        | 0        | 0        | 1        |
| 09/14         | at Philadelphia | 6             | 3         | 9         | 0        | 0        | 0.0        | 0.0         | 0        | 0        | 0        | 0        | 0        |
| 09/24         | L.A. Chargers   | 2             | 4         | 6         | 0        | 0        | 0.0        | 0.0         | 0        | 0        | 0        | 1        | 0        |
| 10/01         | at Carolina     | 2             | 5         | 7         | 1        | 0        | 0.0        | 0.0         | 0        | 0        | 0        | 0        | 1        |
| 10/08         | Kansas City     | 6             | 0         | 6         | 0        | 0        | 0.0        | 0.0         | 0        | 0        | 0        | 1        | 0        |
| 10/15         | at Chicago      | 4             | 3         | 7         | 2        | 2        | 1.0        | 10.0        | 0        | 0        | 1        | 3        | 0        |
| 10/23         | San Francisco   | 2             | 3         | 5         | 0        | 0        | 0.0        | 0.0         | 0        | 0        | 0        | 0        | 0        |
| 10/29         | at Green Bay    | 5             | 3         | 8         | 0        | 0        | 0.0        | 0.0         | 1        | 0        | 0        | 0        | 1        |
| 11/05         | at Atlanta      | 3             | 2         | 5         | 1        | 1        | 0.0        | 0.0         | 0        | 1        | 0        | 2        | 0        |
| 11/12         | New Orleans     |               |           |           |          |          |            |             |          |          |          |          |          |
| 11/19         | at Denver       |               |           |           |          |          |            |             |          |          |          |          |          |
| 11/27         | Chicago         |               |           |           |          |          |            |             |          |          |          |          |          |
| 12/10         | at Las Vegas    |               |           |           |          |          |            |             |          |          |          |          |          |
| 12/16         | at Cincinnati   |               |           |           |          |          |            |             |          |          |          |          |          |
| 12/24         | Detroit         |               |           |           |          |          |            |             |          |          |          |          |          |
| 12/31         | Green Bay       |               |           |           |          |          |            |             |          |          |          |          |          |
| 01/07         | at Detroit      |               |           |           |          |          |            |             |          |          |          |          |          |
| <b>TOTALS</b> |                 | <b>35</b>     | <b>23</b> | <b>58</b> | <b>4</b> | <b>3</b> | <b>1.0</b> | <b>10.0</b> | <b>1</b> | <b>1</b> | <b>1</b> | <b>7</b> | <b>3</b> |

## 2023 INDIVIDUAL GXG STATS: DEFENSIVE

|               |                 | BYRON MURPHY JR. |          |           |          |          |            |            |          |          |          |          |          |
|---------------|-----------------|------------------|----------|-----------|----------|----------|------------|------------|----------|----------|----------|----------|----------|
| DATE          | OPP.            | S                | A        | TK        | TFL      | TFLY     | SK         | SKY        | INT      | FR       | FF       | PR       | PD       |
| 09/10         | Tampa Bay       | 2                | 3        | 5         | 0        | 0        | 0.0        | 0.0        | 0        | 0        | 0        | 0        | 0        |
| 09/14         | at Philadelphia | 1                | 1        | 2         | 0        | 0        | 0.0        | 0.0        | 0        | 0        | 0        | 0        | 1        |
| 09/24         | L.A. Chargers   | 9                | 1        | 10        | 0        | 0        | 0.0        | 0.0        | 0        | 0        | 0        | 0        | 2        |
| 10/01         | at Carolina     | 2                | 0        | 2         | 0        | 0        | 0.0        | 0.0        | 0        | 0        | 0        | 0        | 0        |
| 10/08         | Kansas City     | 2                | 1        | 3         | 0        | 0        | 0.0        | 0.0        | 0        | 0        | 0        | 0        | 1        |
| 10/15         | at Chicago      | 2                | 2        | 4         | 1        | 2        | 0.0        | 0.0        | 1        | 1        | 0        | 0        | 3        |
| 10/23         | San Francisco   | 4                | 0        | 4         | 0        | 0        | 0.0        | 0.0        | 0        | 0        | 0        | 0        | 0        |
| 10/29         | at Green Bay    | 1                | 1        | 2         | 0        | 0        | 0.0        | 0.0        | 0        | 0        | 0        | 0        | 0        |
| 11/05         | at Atlanta      | 3                | 0        | 3         | 1        | 4        | 0.0        | 0.0        | 1        | 0        | 0        | 0        | 2        |
| 11/12         | New Orleans     |                  |          |           |          |          |            |            |          |          |          |          |          |
| 11/19         | at Denver       |                  |          |           |          |          |            |            |          |          |          |          |          |
| 11/27         | Chicago         |                  |          |           |          |          |            |            |          |          |          |          |          |
| 12/10         | at Las Vegas    |                  |          |           |          |          |            |            |          |          |          |          |          |
| 12/16         | at Cincinnati   |                  |          |           |          |          |            |            |          |          |          |          |          |
| 12/24         | Detroit         |                  |          |           |          |          |            |            |          |          |          |          |          |
| 12/31         | Green Bay       |                  |          |           |          |          |            |            |          |          |          |          |          |
| 01/07         | at Detroit      |                  |          |           |          |          |            |            |          |          |          |          |          |
| <b>TOTALS</b> |                 | <b>26</b>        | <b>9</b> | <b>35</b> | <b>2</b> | <b>6</b> | <b>0.0</b> | <b>0.0</b> | <b>2</b> | <b>1</b> | <b>0</b> | <b>0</b> | <b>9</b> |

|               |                 | IVAN PACE JR. |           |           |          |          |            |            |          |          |          |          |          |
|---------------|-----------------|---------------|-----------|-----------|----------|----------|------------|------------|----------|----------|----------|----------|----------|
| DATE          | OPP.            | S             | A         | TK        | TFL      | TFLY     | SK         | SKY        | INT      | FR       | FF       | PR       | PD       |
| 09/10         | Tampa Bay       | 6             | 2         | 8         | 0        | 0        | 0.0        | 0.0        | 0        | 0        | 0        | 1        | 0        |
| 09/14         | at Philadelphia | 5             | 3         | 8         | 0        | 0        | 0.5        | 0.5        | 0        | 0        | 0        | 1        | 0        |
| 09/24         | L.A. Chargers   | 2             | 2         | 4         | 0        | 0        | 0.0        | 0.0        | 0        | 0        | 0        | 1        | 0        |
| 10/01         | at Carolina     | 3             | 2         | 5         | 0        | 0        | 0.0        | 0.0        | 0        | 0        | 0        | 0        | 0        |
| 10/08         | Kansas City     | 1             | 2         | 3         | 0        | 0        | 0.0        | 0.0        | 0        | 0        | 0        | 1        | 0        |
| 10/15         | at Chicago      | 0             | 0         | 0         | 0        | 0        | 0.0        | 0.0        | 0        | 0        | 0        | 1        | 1        |
| 10/23         | San Francisco   | 0             | 0         | 0         | 0        | 0        | 0.0        | 0.0        | 0        | 0        | 0        | 0        | 0        |
| 10/29         | at Green Bay    | 1             | 1         | 2         | 0        | 0        | 0.0        | 0.0        | 0        | 0        | 0        | 0        | 0        |
| 11/05         | at Atlanta      | 1             | 0         | 1         | 0        | 0        | 0.0        | 0.0        | 0        | 0        | 0        | 0        | 0        |
| 11/12         | New Orleans     |               |           |           |          |          |            |            |          |          |          |          |          |
| 11/19         | at Denver       |               |           |           |          |          |            |            |          |          |          |          |          |
| 11/27         | Chicago         |               |           |           |          |          |            |            |          |          |          |          |          |
| 12/10         | at Las Vegas    |               |           |           |          |          |            |            |          |          |          |          |          |
| 12/16         | at Cincinnati   |               |           |           |          |          |            |            |          |          |          |          |          |
| 12/24         | Detroit         |               |           |           |          |          |            |            |          |          |          |          |          |
| 12/31         | Green Bay       |               |           |           |          |          |            |            |          |          |          |          |          |
| 01/07         | at Detroit      |               |           |           |          |          |            |            |          |          |          |          |          |
| <b>TOTALS</b> |                 | <b>19</b>     | <b>12</b> | <b>31</b> | <b>0</b> | <b>0</b> | <b>0.5</b> | <b>0.5</b> | <b>0</b> | <b>0</b> | <b>0</b> | <b>5</b> | <b>1</b> |

|               |                 | HARRISON PHILLIPS |           |           |          |          |            |            |          |          |          |          |          |
|---------------|-----------------|-------------------|-----------|-----------|----------|----------|------------|------------|----------|----------|----------|----------|----------|
| DATE          | OPP.            | S                 | A         | TK        | TFL      | TFLY     | SK         | SKY        | INT      | FR       | FF       | PR       | PD       |
| 09/10         | Tampa Bay       | 5                 | 3         | 8         | 0        | 0        | 0.0        | 0.0        | 0        | 0        | 0        | 0        | 1        |
| 09/14         | at Philadelphia | 7                 | 6         | 13        | 0        | 0        | 0.5        | 0.5        | 0        | 0        | 0        | 1        | 0        |
| 09/24         | L.A. Chargers   | 2                 | 0         | 2         | 0        | 0        | 0.0        | 0.0        | 0        | 0        | 0        | 1        | 0        |
| 10/01         | at Carolina     | 2                 | 2         | 4         | 0        | 0        | 0.0        | 0.0        | 0        | 0        | 0        | 0        | 0        |
| 10/08         | Kansas City     | 1                 | 5         | 6         | 0        | 0        | 0.0        | 0.0        | 0        | 0        | 0        | 0        | 0        |
| 10/15         | at Chicago      | 3                 | 1         | 4         | 0        | 0        | 1.0        | 0.0        | 0        | 0        | 0        | 1        | 0        |
| 10/23         | San Francisco   | 2                 | 2         | 4         | 0        | 0        | 0.0        | 0.0        | 0        | 0        | 0        | 0        | 0        |
| 10/29         | at Green Bay    | 4                 | 4         | 8         | 0        | 0        | 0.5        | 3.5        | 0        | 0        | 0        | 2        | 0        |
| 11/05         | at Atlanta      | 2                 | 3         | 5         | 0        | 0        | 0.0        | 0.0        | 0        | 0        | 0        | 0        | 0        |
| 11/12         | New Orleans     |                   |           |           |          |          |            |            |          |          |          |          |          |
| 11/19         | at Denver       |                   |           |           |          |          |            |            |          |          |          |          |          |
| 11/27         | Chicago         |                   |           |           |          |          |            |            |          |          |          |          |          |
| 12/10         | at Las Vegas    |                   |           |           |          |          |            |            |          |          |          |          |          |
| 12/16         | at Cincinnati   |                   |           |           |          |          |            |            |          |          |          |          |          |
| 12/24         | Detroit         |                   |           |           |          |          |            |            |          |          |          |          |          |
| 12/31         | Green Bay       |                   |           |           |          |          |            |            |          |          |          |          |          |
| 01/07         | at Detroit      |                   |           |           |          |          |            |            |          |          |          |          |          |
| <b>TOTALS</b> |                 | <b>28</b>         | <b>26</b> | <b>54</b> | <b>0</b> | <b>0</b> | <b>2.0</b> | <b>4.0</b> | <b>0</b> | <b>0</b> | <b>0</b> | <b>5</b> | <b>1</b> |



## 2023 INDIVIDUAL GXG STATS: DEFENSIVE

|               |                 | JAQUELIN ROY |          |          |          |          |            |            |          |          |          |          |          |
|---------------|-----------------|--------------|----------|----------|----------|----------|------------|------------|----------|----------|----------|----------|----------|
| DATE          | OPP.            | S            | A        | TK       | TFL      | TFLY     | SK         | SKY        | INT      | FR       | FF       | PR       | PD       |
| 09/10         | Tampa Bay       |              |          |          |          |          |            |            |          |          |          |          |          |
| 09/14         | at Philadelphia |              |          |          |          |          |            |            |          |          |          |          |          |
| 09/24         | L.A. Chargers   | 0            | 0        | 0        | 0        | 0        | 0.0        | 0.0        | 0        | 0        | 0        | 0        | 0        |
| 10/01         | at Carolina     | 0            | 3        | 3        | 0        | 0        | 0.0        | 0.0        | 0        | 0        | 0        | 0        | 0        |
| 10/08         | Kansas City     | 0            | 0        | 0        | 0        | 0        | 0.0        | 0.0        | 0        | 0        | 0        | 0        | 0        |
| 10/15         | at Chicago      |              |          |          |          |          |            |            |          |          |          |          |          |
| 10/23         | San Francisco   | 1            | 0        | 1        | 0        | 0        | 0.0        | 0.0        | 0        | 0        | 0        | 0        | 0        |
| 10/29         | at Green Bay    | 1            | 2        | 3        | 0        | 0        | 0.0        | 0.0        | 0        | 0        | 0        | 1        | 0        |
| 11/05         | at Atlanta      | 1            | 0        | 1        | 1        | 0        | 0.0        | 0.0        | 0        | 0        | 0        | 0        | 0        |
| 11/12         | New Orleans     |              |          |          |          |          |            |            |          |          |          |          |          |
| 11/19         | at Denver       |              |          |          |          |          |            |            |          |          |          |          |          |
| 11/27         | Chicago         |              |          |          |          |          |            |            |          |          |          |          |          |
| 12/10         | at Las Vegas    |              |          |          |          |          |            |            |          |          |          |          |          |
| 12/16         | at Cincinnati   |              |          |          |          |          |            |            |          |          |          |          |          |
| 12/24         | Detroit         |              |          |          |          |          |            |            |          |          |          |          |          |
| 12/31         | Green Bay       |              |          |          |          |          |            |            |          |          |          |          |          |
| 01/07         | at Detroit      |              |          |          |          |          |            |            |          |          |          |          |          |
| <b>TOTALS</b> |                 | <b>3</b>     | <b>5</b> | <b>8</b> | <b>1</b> | <b>0</b> | <b>0.0</b> | <b>0.0</b> | <b>0</b> | <b>0</b> | <b>0</b> | <b>1</b> | <b>0</b> |

|               |                 | HARRISON SMITH |           |           |          |           |            |             |          |          |          |          |          |
|---------------|-----------------|----------------|-----------|-----------|----------|-----------|------------|-------------|----------|----------|----------|----------|----------|
| DATE          | OPP.            | S              | A         | TK        | TFL      | TFLY      | SK         | SKY         | INT      | FR       | FF       | PR       | PD       |
| 09/10         | Tampa Bay       | 3              | 1         | 4         | 0        | 0         | 0.0        | 0.0         | 0        | 0        | 0        | 0        | 0        |
| 09/14         | at Philadelphia | 4              | 2         | 6         | 0        | 0         | 0.0        | 0.0         | 0        | 0        | 0        | 0        | 0        |
| 09/24         | L.A. Chargers   | 2              | 2         | 4         | 0        | 0         | 0.0        | 0.0         | 0        | 0        | 1        | 0        | 0        |
| 10/01         | at Carolina     | 8              | 6         | 14        | 2        | 14        | 3.0        | 35.0        | 0        | 0        | 1        | 3        | 0        |
| 10/08         | Kansas City     | 6              | 4         | 10        | 0        | 0         | 0.0        | 0.0         | 0        | 0        | 0        | 1        | 0        |
| 10/15         | at Chicago      | 3              | 2         | 5         | 0        | 0         | 0.0        | 0.0         | 0        | 0        | 0        | 0        | 0        |
| 10/23         | San Francisco   | 3              | 3         | 6         | 0        | 0         | 0.0        | 0.0         | 0        | 0        | 1        | 0        | 1        |
| 10/29         | at Green Bay    | 5              | 1         | 6         | 0        | 0         | 0.0        | 0.0         | 0        | 0        | 0        | 0        | 0        |
| 11/05         | at Atlanta      | 3              | 3         | 6         | 0        | 0         | 0.0        | 0.0         | 0        | 0        | 0        | 0        | 0        |
| 11/12         | New Orleans     |                |           |           |          |           |            |             |          |          |          |          |          |
| 11/19         | at Denver       |                |           |           |          |           |            |             |          |          |          |          |          |
| 11/27         | Chicago         |                |           |           |          |           |            |             |          |          |          |          |          |
| 12/10         | at Las Vegas    |                |           |           |          |           |            |             |          |          |          |          |          |
| 12/16         | at Cincinnati   |                |           |           |          |           |            |             |          |          |          |          |          |
| 12/24         | Detroit         |                |           |           |          |           |            |             |          |          |          |          |          |
| 12/31         | Green Bay       |                |           |           |          |           |            |             |          |          |          |          |          |
| 01/07         | at Detroit      |                |           |           |          |           |            |             |          |          |          |          |          |
| <b>TOTALS</b> |                 | <b>37</b>      | <b>24</b> | <b>61</b> | <b>2</b> | <b>14</b> | <b>3.0</b> | <b>35.0</b> | <b>0</b> | <b>0</b> | <b>3</b> | <b>4</b> | <b>1</b> |

|               |                 | KHYIRIS TONGA |          |          |          |          |            |            |          |          |          |          |          |
|---------------|-----------------|---------------|----------|----------|----------|----------|------------|------------|----------|----------|----------|----------|----------|
| DATE          | OPP.            | S             | A        | TK       | TFL      | TFLY     | SK         | SKY        | INT      | FR       | FF       | PR       | PD       |
| 09/10         | Tampa Bay       | 0             | 1        | 1        | 0        | 0        | 0.0        | 0.0        | 0        | 0        | 0        | 0        | 0        |
| 09/14         | at Philadelphia | 0             | 0        | 0        | 0        | 0        | 0.0        | 0.0        | 0        | 0        | 0        | 0        | 0        |
| 09/24         | L.A. Chargers   |               |          |          |          |          |            |            |          |          |          |          |          |
| 10/01         | at Carolina     |               |          |          |          |          |            |            |          |          |          |          |          |
| 10/08         | Kansas City     |               |          |          |          |          |            |            |          |          |          |          |          |
| 10/15         | at Chicago      | 2             | 1        | 3        | 0        | 0        | 0.0        | 0.0        | 0        | 0        | 0        | 0        | 0        |
| 10/23         | San Francisco   | 0             | 0        | 0        | 0        | 0        | 0.0        | 0.0        | 0        | 0        | 0        | 0        | 0        |
| 10/29         | at Green Bay    | 0             | 0        | 0        | 0        | 0        | 0.0        | 0.0        | 0        | 0        | 0        | 0        | 0        |
| 11/05         | at Atlanta      | 1             | 0        | 1        | 0        | 0        | 0.0        | 0.0        | 0        | 0        | 0        | 0        | 0        |
| 11/12         | New Orleans     |               |          |          |          |          |            |            |          |          |          |          |          |
| 11/19         | at Denver       |               |          |          |          |          |            |            |          |          |          |          |          |
| 11/27         | Chicago         |               |          |          |          |          |            |            |          |          |          |          |          |
| 12/10         | at Las Vegas    |               |          |          |          |          |            |            |          |          |          |          |          |
| 12/16         | at Cincinnati   |               |          |          |          |          |            |            |          |          |          |          |          |
| 12/24         | Detroit         |               |          |          |          |          |            |            |          |          |          |          |          |
| 12/31         | Green Bay       |               |          |          |          |          |            |            |          |          |          |          |          |
| 01/07         | at Detroit      |               |          |          |          |          |            |            |          |          |          |          |          |
| <b>TOTALS</b> |                 | <b>3</b>      | <b>2</b> | <b>5</b> | <b>0</b> | <b>0</b> | <b>0.0</b> | <b>0.0</b> | <b>0</b> | <b>0</b> | <b>0</b> | <b>0</b> | <b>0</b> |

## 2023 INDIVIDUAL GXG STATS: DEFENSIVE

| DATE          | OPP.            | D.J. WONNUM |           |           |          |           |            |             |          |          |          |           |          |
|---------------|-----------------|-------------|-----------|-----------|----------|-----------|------------|-------------|----------|----------|----------|-----------|----------|
|               |                 | S           | A         | TK        | TFL      | TFLY      | SK         | SKY         | INT      | FR       | FF       | PR        | PD       |
| 09/10         | Tampa Bay       | 0           | 3         | 3         | 0        | 0         | 0.0        | 0.0         | 0        | 0        | 0        | 0         | 0        |
| 09/14         | at Philadelphia | 1           | 3         | 4         | 0        | 0         | 0.0        | 0.0         | 0        | 0        | 0        | 0         | 0        |
| 09/24         | L.A. Chargers   | 0           | 1         | 1         | 0        | 0         | 0.0        | 0.0         | 0        | 0        | 0        | 2         | 0        |
| 10/01         | at Carolina     | 4           | 2         | 6         | 1        | 11        | 1.0        | 11.0        | 0        | 1        | 0        | 2         | 1        |
| 10/08         | Kansas City     | 1           | 2         | 3         | 0        | 0         | 0.0        | 0.0         | 0        | 0        | 0        | 0         | 0        |
| 10/15         | at Chicago      | 3           | 1         | 4         | 1        | 7         | 1.0        | 7.0         | 0        | 0        | 0        | 1         | 1        |
| 10/23         | San Francisco   | 2           | 2         | 4         | 1        | 3         | 0.0        | 0.0         | 0        | 0        | 0        | 1         | 0        |
| 10/29         | at Green Bay    | 1           | 2         | 3         | 1        | 12        | 2.0        | 17.5        | 0        | 0        | 0        | 4         | 0        |
| 11/05         | at Atlanta      | 3           | 1         | 4         | 0        | 0         | 0.0        | 0.0         | 0        | 0        | 0        | 0         | 0        |
| 11/12         | New Orleans     |             |           |           |          |           |            |             |          |          |          |           |          |
| 11/19         | at Denver       |             |           |           |          |           |            |             |          |          |          |           |          |
| 11/27         | Chicago         |             |           |           |          |           |            |             |          |          |          |           |          |
| 12/10         | at Las Vegas    |             |           |           |          |           |            |             |          |          |          |           |          |
| 12/16         | at Cincinnati   |             |           |           |          |           |            |             |          |          |          |           |          |
| 12/24         | Detroit         |             |           |           |          |           |            |             |          |          |          |           |          |
| 12/31         | Green Bay       |             |           |           |          |           |            |             |          |          |          |           |          |
| 01/07         | at Detroit      |             |           |           |          |           |            |             |          |          |          |           |          |
| <b>TOTALS</b> |                 | <b>15</b>   | <b>17</b> | <b>32</b> | <b>4</b> | <b>33</b> | <b>4.0</b> | <b>35.5</b> | <b>0</b> | <b>1</b> | <b>0</b> | <b>10</b> | <b>2</b> |

## 2023 INDIVIDUAL GXG STATS: INTERCEPTION RETURNS

| 2023 REGULAR SEASON INDIVIDUAL GAME-BY-GAME STATS |                 |              |          |            |           |          |              |          |            |          |          |              |          |            |           |          |
|---|-----------------|--------------|----------|------------|-----------|----------|--------------|----------|------------|----------|----------|--------------|----------|------------|-----------|----------|
| INTERCEPTION RETURNS:                             |                 | CAMRYN BYNUM |          |            |           |          | JORDAN HICKS |          |            |          |          | THEO JACKSON |          |            |           |          |
| DATE  | OPP.            | NO.          | YDS      | AVG        | LG        | TD       | NO.          | YDS      | AVG        | LG       | TD       | NO.          | YDS      | AVG        | LG        | TD       |
| 09/10   | Tampa Bay       | 0            | 0        | 0.0        | --        | 0        | 0            | 0        | 0.0        | --       | 0        | 0            | 0        | 0.0        | --        | 0        |
| 09/14   | at Philadelphia | 0            | 0        | 0.0        | --        | 0        | 0            | 0        | 0.0        | --       | 0        | 1            | 0        | 0.0        | --        | 0        |
| 09/24   | L.A. Chargers   | 0            | 0        | 0.0        | --        | 0        | 0            | 0        | 0.0        | --       | 0        | 0            | 0        | 0.0        | --        | 0        |
| 10/01   | at Carolina     | 0            | 0        | 0.0        | --        | 0        | 0            | 0        | 0.0        | --       | 0        | 0            | 0        | 0.0        | --        | 0        |
| 10/08   | Kansas City     | 0            | 0        | 0.0        | --        | 0        | 0            | 0        | 0.0        | --       | 0        | 0            | 0        | 0.0        | --        | 0        |
| 10/15   | at Chicago      | 0            | 0        | 0.0        | --        | 0        | 1            | 9        | 9.0        | 9        | 0        | 0            | 0        | 0.0        | --        | 0        |
| 10/23   | San Francisco   | 2            | 0        | 0.0        | --        | 0        | 0            | 0        | 0.0        | --       | 0        | 0            | 0        | 0.0        | --        | 0        |
| 10/29   | at Green Bay    | 0            | 0        | 0.0        | --        | 0        | 0            | 0        | 0.0        | --       | 0        | 0            | 0        | 0.0        | --        | 0        |
| 11/05   | at Atlanta      | 0            | 0        | 0.0        | --        | 0        | 0            | 0        | 0.0        | --       | 0        | 0            | 0        | 0.0        | --        | 0        |
| 11/12   | New Orleans     |              |          |            |           |          |              |          |            |          |          |              |          |            |           |          |
| 11/19   | at Denver       |              |          |            |           |          |              |          |            |          |          |              |          |            |           |          |
| 11/27   | Chicago         |              |          |            |           |          |              |          |            |          |          |              |          |            |           |          |
| 12/10   | at Las Vegas    |              |          |            |           |          |              |          |            |          |          |              |          |            |           |          |
| 12/16   | at Cincinnati   |              |          |            |           |          |              |          |            |          |          |              |          |            |           |          |
| 12/24   | Detroit         |              |          |            |           |          |              |          |            |          |          |              |          |            |           |          |
| 12/31   | Green Bay       |              |          |            |           |          |              |          |            |          |          |              |          |            |           |          |
| 01/07   | at Detroit      |              |          |            |           |          |              |          |            |          |          |              |          |            |           |          |
| <b>TOTALS</b>                                     |                 | <b>2</b>     | <b>0</b> | <b>0.0</b> | <b>--</b> | <b>0</b> | <b>1</b>     | <b>9</b> | <b>9.0</b> | <b>9</b> | <b>0</b> | <b>1</b>     | <b>0</b> | <b>0.0</b> | <b>--</b> | <b>0</b> |

| INTERCEPTION RETURNS: |                 | JOSH METELLUS |           |             |           |          | BYRON MURPHY JR. |           |             |           |          |
|-----------------------|-----------------|---------------|-----------|-------------|-----------|----------|------------------|-----------|-------------|-----------|----------|
| DATE                  | OPP.            | NO.           | YDS       | AVG         | LG        | TD       | NO.              | YDS       | AVG         | LG        | TD       |
| 09/10                 | Tampa Bay       | 0             | 0         | 0.0         | --        | 0        | 0                | 0         | 0.0         | --        | 0        |
| 09/14                 | at Philadelphia | 0             | 0         | 0.0         | --        | 0        | 0                | 0         | 0.0         | --        | 0        |
| 09/24                 | L.A. Chargers   | 0             | 0         | 0.0         | --        | 0        | 0                | 0         | 0.0         | --        | 0        |
| 10/01                 | at Carolina     | 0             | 0         | 0.0         | --        | 0        | 0                | 0         | 0.0         | --        | 0        |
| 10/08                 | Kansas City     | 0             | 0         | 0.0         | --        | 0        | 0                | 0         | 0.0         | --        | 0        |
| 10/15                 | at Chicago      | 0             | 0         | 0.0         | --        | 0        | 1                | 37        | 37.0        | 37        | 0        |
| 10/23                 | San Francisco   | 0             | 0         | 0.0         | --        | 0        | 0                | 0         | 0.0         | --        | 0        |
| 10/29                 | at Green Bay    | 1             | 43        | 43.0        | 43        | 0        | 0                | 0         | 0.0         | --        | 0        |
| 11/05                 | at Atlanta      | 0             | 0         | 0.0         | --        | 0        | 1                | 18        | 18.0        | 18        | 0        |
| 11/12                 | New Orleans     |               |           |             |           |          |                  |           |             |           |          |
| 11/19                 | at Denver       |               |           |             |           |          |                  |           |             |           |          |
| 11/27                 | Chicago         |               |           |             |           |          |                  |           |             |           |          |
| 12/10                 | at Las Vegas    |               |           |             |           |          |                  |           |             |           |          |
| 12/16                 | at Cincinnati   |               |           |             |           |          |                  |           |             |           |          |
| 12/24                 | Detroit         |               |           |             |           |          |                  |           |             |           |          |
| 12/31                 | Green Bay       |               |           |             |           |          |                  |           |             |           |          |
| 01/07                 | at Detroit      |               |           |             |           |          |                  |           |             |           |          |
| <b>TOTALS</b>         |                 | <b>1</b>      | <b>43</b> | <b>43.0</b> | <b>43</b> | <b>0</b> | <b>2</b>         | <b>55</b> | <b>27.5</b> | <b>37</b> | <b>0</b> |

## 2023 INDIVIDUAL GXG STATS: FUMBLE RETURNS

| 2023 REGULAR SEASON INDIVIDUAL GAME-BY-GAME STATS |                 |              |           |             |            |          |                         |          |            |           |          |               |          |            |           |          |
|---|-----------------|--------------|-----------|-------------|------------|----------|-------------------------|----------|------------|-----------|----------|---------------|----------|------------|-----------|----------|
| FUMBLE RETURNS:                                   |                 | JORDAN HICKS |           |             |            |          | DEAN LOWRY              |          |            |           |          | JOSH METELLUS |          |            |           |          |
| DATE  | OPP.            | NO.          | YDS       | AVG         | LG         | TD       | NO.                     | YDS      | AVG        | LG        | TD       | NO.           | YDS      | AVG        | LG        | TD       |
| 09/10   | Tampa Bay       | 0            | 0         | 0.0         | --         | 0        | 0                       | 0        | 0.0        | --        | 0        | 0             | 0        | 0.0        | --        | 0        |
| 09/14   | at Philadelphia | 0            | 0         | 0.0         | --         | 0        | 0                       | 0        | 0.0        | --        | 0        | 0             | 0        | 0.0        | --        | 0        |
| 09/24   | L.A. Chargers   | 1            | 0         | 0.0         | --         | 0        | 0                       | 0        | 0.0        | --        | 0        | 0             | 0        | 0.0        | --        | 0        |
| 10/01   | at Carolina     | 0            | 0         | 0.0         | --         | 0        | 0                       | 0        | 0.0        | --        | 0        | 0             | 0        | 0.0        | --        | 0        |
| 10/08   | Kansas City     | 0            | 0         | 0.0         | --         | 0        | 0                       | 0        | 0.0        | --        | 0        | 0             | 0        | 0.0        | --        | 0        |
| 10/15   | at Chicago      | 1            | 42        | 42.0        | 42t        | 1        | 0                       | 0        | 0.0        | --        | 0        | 0             | 0        | 0.0        | --        | 0        |
| 10/23   | San Francisco   | 0            | 0         | 0.0         | --         | 0        | 1                       | 0        | 0.0        | --        | 0        | 0             | 0        | 0.0        | --        | 0        |
| 10/29   | at Green Bay    | 0            | 0         | 0.0         | --         | 0        | 0                       | 0        | 0.0        | --        | 0        | 0             | 0        | 0.0        | --        | 0        |
| 11/05   | at Atlanta      | 0            | 0         | 0.0         | --         | 0        | <i>ON INACTIVE LIST</i> |          |            |           |          | 1             | 0        | 0.0        | --        | 0        |
| 11/12   | New Orleans     |              |           |             |            |          |                         |          |            |           |          |               |          |            |           |          |
| 11/19   | at Denver       |              |           |             |            |          |                         |          |            |           |          |               |          |            |           |          |
| 11/27   | Chicago         |              |           |             |            |          |                         |          |            |           |          |               |          |            |           |          |
| 12/10   | at Las Vegas    |              |           |             |            |          |                         |          |            |           |          |               |          |            |           |          |
| 12/16   | at Cincinnati   |              |           |             |            |          |                         |          |            |           |          |               |          |            |           |          |
| 12/24   | Detroit         |              |           |             |            |          |                         |          |            |           |          |               |          |            |           |          |
| 12/31   | Green Bay       |              |           |             |            |          |                         |          |            |           |          |               |          |            |           |          |
| 01/07   | at Detroit      |              |           |             |            |          |                         |          |            |           |          |               |          |            |           |          |
| <b>TOTALS</b>                                     |                 | <b>2</b>     | <b>42</b> | <b>21.0</b> | <b>42T</b> | <b>1</b> | <b>1</b>                | <b>0</b> | <b>0.0</b> | <b>--</b> | <b>0</b> | <b>1</b>      | <b>0</b> | <b>0.0</b> | <b>--</b> | <b>0</b> |

| FUMBLE RETURNS: |                 | D.J. WONNUM |           |             |            |          |
|-----------------|-----------------|-------------|-----------|-------------|------------|----------|
| DATE            | OPP.            | NO.         | YDS       | AVG         | LG         | TD       |
| 09/10           | Tampa Bay       | 0           | 0         | 0.0         | --         | 0        |
| 09/14           | at Philadelphia | 0           | 0         | 0.0         | --         | 0        |
| 09/24           | L.A. Chargers   | 0           | 0         | 0.0         | --         | 0        |
| 10/01           | at Carolina     | 1           | 51        | 51.0        | 51t        | 1        |
| 10/08           | Kansas City     | 0           | 0         | 0.0         | --         | 0        |
| 10/15           | at Chicago      | 0           | 0         | 0.0         | --         | 0        |
| 10/23           | San Francisco   | 0           | 0         | 0.0         | --         | 0        |
| 10/29           | at Green Bay    | 0           | 0         | 0.0         | --         | 0        |
| 11/05           | at Atlanta      | 0           | 0         | 0.0         | --         | 0        |
| 11/12           | New Orleans     |             |           |             |            |          |
| 11/19           | at Denver       |             |           |             |            |          |
| 11/27           | Chicago         |             |           |             |            |          |
| 12/10           | at Las Vegas    |             |           |             |            |          |
| 12/16           | at Cincinnati   |             |           |             |            |          |
| 12/24           | Detroit         |             |           |             |            |          |
| 12/31           | Green Bay       |             |           |             |            |          |
| 01/07           | at Detroit      |             |           |             |            |          |
| <b>TOTALS</b>   |                 | <b>1</b>    | <b>51</b> | <b>51.0</b> | <b>51T</b> | <b>1</b> |



# MISC. STATS

2023 MINNESOTA VIKINGS

# FIRST DOWNS GAINED

| 2023 : REGULAR SEASON |           |            |            |                     |                     |
|-----------------------|-----------|------------|------------|---------------------|---------------------|
| PLAYER                | RUSH      | REC.       | TOTAL      | 3RD DOWN CONVERSION | 4TH DOWN CONVERSION |
| T.J. Hockenson        | 0         | 31         | 31         | 12                  | 2                   |
| Justin Jefferson      | 0         | 28         | 28         | 6                   | 1                   |
| Jordan Addison        | 0         | 23         | 23         | 12                  | 2                   |
| Alexander Mattison    | 16        | 5          | 21         | 2                   | 0                   |
| K.J. Osborn           | 0         | 18         | 18         | 7                   | 1                   |
| Brandon Powell        | 1         | 10         | 11         | 6                   | 1                   |
| Cam Akers             | 8         | 2          | 10         | 1                   | 0                   |
| Kirk Cousins          | 6         | 0          | 6          | 3                   | 2                   |
| Joshua Dobbs          | 4         | 0          | 4          | 1                   | 1                   |
| Ty Chandler           | 2         | 2          | 4          | 0                   | 1                   |
| Josh Oliver           | 0         | 4          | 4          | 0                   | 0                   |
| Johnny Mundt          | 0         | 2          | 2          | 0                   | 0                   |
| C.J. Ham              | 0         | 1          | 1          | 0                   | 0                   |
| Team                  | 0         | 0          | 0          | 0                   | 0                   |
| Team (by penalty)     | --        | --         | 24         | --                  | --                  |
| <b>2023 TOTALS</b>    | <b>37</b> | <b>126</b> | <b>187</b> | <b>50</b>           | <b>11</b>           |

# FOURTH DOWN EFFICIENCY

| 2023 REGULAR SEASON FOURTH DOWN EFFICIENCY |                 |               |              |              |              |              |                |              |              |              |              |              |               |       |
|--|-----------------|---------------|--------------|--------------|--------------|--------------|----------------|--------------|--------------|--------------|--------------|--------------|---------------|-------|
| Date                                       | Opponent        | VIKINGS       |              |              |              |              |                | OPPONENT     |              |              |              |              |               |       |
|  |                 | 4th & 1       | 4th & 2      | 4th & 3      | 4th & 4      | 4th & 5+     | Total          | 4th & 1      | 4th & 2      | 4th & 3      | 4th & 4      | 4th & 5+     | Total         |       |
| 09/10                                      | Tampa Bay       | 0 / 0         | 0 / 0        | 0 / 0        | 0 / 0        | 0 / 0        | 0 / 0          | 1 / 1        | 0 / 0        | 0 / 0        | 0 / 0        | 0 / 0        | 0 / 0         | 1 / 1 |
| 09/14                                      | at Philadelphia | 0 / 0         | 0 / 0        | 1 / 1        | 0 / 0        | 0 / 0        | 1 / 1          | 1 / 1        | 0 / 0        | 0 / 0        | 0 / 0        | 0 / 0        | 0 / 0         | 1 / 1 |
| 09/24                                      | L.A. Chargers   | 0 / 0         | 0 / 1        | 0 / 0        | 0 / 0        | 2 / 2        | 2 / 3          | 1 / 2        | 0 / 0        | 0 / 0        | 0 / 0        | 0 / 0        | 0 / 0         | 1 / 2 |
| 10/01                                      | at Carolina     | 0 / 0         | 1 / 1        | 0 / 1        | 0 / 0        | 0 / 0        | 1 / 2          | 2 / 2        | 0 / 0        | 0 / 0        | 0 / 0        | 0 / 0        | 0 / 1         | 2 / 3 |
| 10/08                                      | Kansas City     | 1 / 1         | 1 / 1        | 0 / 0        | 0 / 0        | 2 / 3        | 4 / 5          | 0 / 0        | 0 / 0        | 0 / 0        | 0 / 0        | 0 / 0        | 0 / 0         | 0 / 0 |
| 10/15                                      | at Chicago      | 1 / 1         | 0 / 0        | 0 / 0        | 0 / 0        | 0 / 1        | 1 / 2          | 0 / 0        | 0 / 0        | 0 / 1        | 0 / 0        | 0 / 0        | 0 / 0         | 0 / 1 |
| 10/23                                      | San Francisco   | 0 / 0         | 0 / 0        | 0 / 0        | 0 / 0        | 0 / 0        | 0 / 0          | 1 / 1        | 0 / 0        | 0 / 0        | 0 / 0        | 0 / 0        | 0 / 0         | 1 / 1 |
| 10/29                                      | at Green Bay    | 1 / 1         | 0 / 0        | 0 / 0        | 0 / 0        | 0 / 0        | 1 / 1          | 1 / 1        | 0 / 0        | 0 / 0        | 0 / 0        | 0 / 0        | 0 / 3         | 1 / 4 |
| 11/05                                      | at Atlanta      | 0 / 0         | 0 / 0        | 0 / 0        | 0 / 0        | 1 / 1        | 1 / 1          | 0 / 0        | 0 / 0        | 0 / 0        | 0 / 0        | 0 / 0        | 0 / 0         | 0 / 0 |
| 11/12                                      | New Orleans     | --            | --           | --           | --           | --           | --             | --           | --           | --           | --           | --           | --            | --    |
| 11/19                                      | at Denver       | --            | --           | --           | --           | --           | --             | --           | --           | --           | --           | --           | --            | --    |
| 11/27                                      | Chicago         | --            | --           | --           | --           | --           | --             | --           | --           | --           | --           | --           | --            | --    |
| 12/10                                      | at Las Vegas    | --            | --           | --           | --           | --           | --             | --           | --           | --           | --           | --           | --            | --    |
| 12/16                                      | at Cincinnati   | --            | --           | --           | --           | --           | --             | --           | --           | --           | --           | --           | --            | --    |
| 12/24                                      | Detroit         | --            | --           | --           | --           | --           | --             | --           | --           | --           | --           | --           | --            | --    |
| 12/31                                      | Green Bay       | --            | --           | --           | --           | --           | --             | --           | --           | --           | --           | --           | --            | --    |
| 01/07                                      | at Detroit      | --            | --           | --           | --           | --           | --             | --           | --           | --           | --           | --           | --            | --    |
| <b>TOTALS</b>                              |                 | <b>3 / 3</b>  | <b>2 / 3</b> | <b>1 / 2</b> | <b>0 / 0</b> | <b>5 / 7</b> | <b>11 / 15</b> | <b>7 / 8</b> | <b>0 / 0</b> | <b>0 / 1</b> | <b>0 / 0</b> | <b>0 / 4</b> | <b>7 / 13</b> |       |
|  |                 | <b>100.0%</b> | <b>66.7%</b> | <b>50.0%</b> | <b>0.0%</b>  | <b>71.4%</b> | <b>73.3%</b>   | <b>87.5%</b> | <b>0.0%</b>  | <b>0.0%</b>  | <b>0.0%</b>  | <b>0.0%</b>  | <b>53.8%</b>  |       |

## 2023 CHALLENGE SUMMARY

| # | DATE  | OPP. | QTR. | TIME ON CLOCK | LOS    | ORIGINAL PLAY/CHALLENGE                        | CHALLENGED BY   | RESULT  | PLAY RESULT   |
|---|-------|------|------|---------------|--------|--|-----------------|---------|---------------|
| 1 | 9/10  | TB   | 1st  | 6:32          | TB 39  | B. Mayfield 14-yard pass/completion ruling     | Kevin O'Connell | Success | Play Reversed |
| 2 | 9/24  | LAC  | 2nd  | 3:10          | LAC 3  | A. Mattison -2-yard run/down by contact ruling | Brandon Staley  | Fail    | Play Upheld   |
| 3 | 9/24  | LAC  | 3rd  | 12:49         | LAC 4  | J. Herbert 35-yard pass/completion ruling      | Kevin O'Connell | Fail    | Play Upheld   |
| 4 | 10/8  | KC   | 3rd  | 8:29          | KC 29  | P. Mahomes 14-yard pass/completion ruling      | Kevin O'Connell | Fail    | Play Upheld   |
| 5 | 10/29 | GB   | 1st  | 4:58          | MIN 34 | K. Cousins 25-yard pass/completion ruling      | Matt LeFleur    | Success | Play Reversed |

### REGULAR SEASON

VIKINGS: 1/3

OPPONENTS: 1/2

## 2023 COIN TOSS SUMMARY

| DATE  | OPPONENT | CALL  | ACTUAL | RESULT              |
|-------|----------|-------|--------|---------------------|
| 9/10  | TB       | Tails | Tails  | TB wins and defers  |
| 9/14  | at PHI   | Tails | Tails  | MIN wins and defers |
| 9/24  | LAC      | Heads | Tails  | MIN wins and defers |
| 10/1  | at CAR   | Tails | Heads  | CAR wins and defers |
| 10/8  | KC       | Tails | Tails  | KC wins and defers  |
| 10/15 | CHI      | Tails | Tails  | MIN wins and defers |
| 10/23 | SF       | Tails | Tails  | SF wins and defers  |
| 10/29 | GB       | Tails | Tails  | MIN wins and defers |
| 11/5  | ATL      | Tails | Tails  | MIN wins and defers |

### REGULAR SEASON

VIKINGS: 5/9

OPPONENTS: 4/9



# GOAL TO GO SITUATIONS

## VIKINGS 2023 REGULAR SEASON GOAL-TO-GO

| VIKINGS       |                 |           |           |           |          |          |          |          |          |          |          |          |            |          |           |             |             |            |
|---------------|-----------------|-----------|-----------|-----------|----------|----------|----------|----------|----------|----------|----------|----------|------------|----------|-----------|-------------|-------------|------------|
| Date          | Opponent        | Pos       | TD        | PAT       | 2-Pt.    | Miss PAT | FG       | FGA      | Blk/MFG  | INT      | Fum      | Dwns     | Drive Ends |          |           | TD%         | Score       |            |
|               |                 |           |           |           |          |          |          |          |          |          |          |          | Half       | Game     | Pts       |             | Pct.        | Pts/Poss   |
| 09/10         | Tampa Bay       | 2         | 1         | 1         | 0        | 0        | 1        | 1        | 0        | 0        | 0        | 0        | 0          | 0        | 10        | 50.0        | 100.0       | 5.0        |
| 09/14         | at Philadelphia | 3         | 3         | 3         | 0        | 0        | 0        | 0        | 0        | 0        | 0        | 0        | 0          | 0        | 21        | 100.0       | 100.0       | 7.0        |
| 09/24         | L.A. Chargers   | 4         | 1         | 1         | 0        | 0        | 1        | 1        | 0        | 1        | 0        | 1        | 0          | 0        | 10        | 25.0        | 50.0        | 2.5        |
| 10/01         | at Carolina     | 1         | 0         | 0         | 0        | 0        | 0        | 0        | 0        | 1        | 0        | 0        | 0          | 0        | 0         | 0.0         | 0.0         | 0.0        |
| 10/08         | Kansas City     | 2         | 2         | 2         | 0        | 0        | 0        | 0        | 0        | 0        | 0        | 0        | 0          | 0        | 14        | 100.0       | 100.0       | 7.0        |
| 10/15         | at Chicago      | 0         | 0         | 0         | 0        | 0        | 0        | 0        | 0        | 0        | 0        | 0        | 0          | 0        | 0         | 0.0         | 0.0         | 0.0        |
| 10/23         | San Francisco   | 2         | 0         | 0         | 0        | 0        | 2        | 2        | 0        | 0        | 0        | 0        | 0          | 0        | 6         | 0.0         | 100.0       | 3.0        |
| 10/29         | at Green Bay    | 2         | 2         | 2         | 0        | 0        | 0        | 0        | 0        | 0        | 0        | 0        | 0          | 0        | 14        | 100.0       | 100.0       | 7.0        |
| 11/05         | at Atlanta      | 2         | 1         | 1         | 0        | 0        | 1        | 1        | 0        | 0        | 0        | 0        | 0          | 0        | 10        | 50.0        | 100.0       | 5.0        |
| 11/12         | New Orleans     | --        | --        | --        | --       | --       | --       | --       | --       | --       | --       | --       | --         | --       | --        | --          | --          | --         |
| 11/19         | at Denver       | --        | --        | --        | --       | --       | --       | --       | --       | --       | --       | --       | --         | --       | --        | --          | --          | --         |
| 11/27         | Chicago         | --        | --        | --        | --       | --       | --       | --       | --       | --       | --       | --       | --         | --       | --        | --          | --          | --         |
| 12/10         | at Las Vegas    | --        | --        | --        | --       | --       | --       | --       | --       | --       | --       | --       | --         | --       | --        | --          | --          | --         |
| 12/16         | at Cincinnati   | --        | --        | --        | --       | --       | --       | --       | --       | --       | --       | --       | --         | --       | --        | --          | --          | --         |
| 12/24         | Detroit         | --        | --        | --        | --       | --       | --       | --       | --       | --       | --       | --       | --         | --       | --        | --          | --          | --         |
| 12/31         | Green Bay       | --        | --        | --        | --       | --       | --       | --       | --       | --       | --       | --       | --         | --       | --        | --          | --          | --         |
| 01/07         | at Detroit      | --        | --        | --        | --       | --       | --       | --       | --       | --       | --       | --       | --         | --       | --        | --          | --          | --         |
| <b>TOTALS</b> |                 | <b>18</b> | <b>10</b> | <b>10</b> | <b>0</b> | <b>0</b> | <b>5</b> | <b>5</b> | <b>0</b> | <b>2</b> | <b>0</b> | <b>1</b> | <b>0</b>   | <b>0</b> | <b>85</b> | <b>55.6</b> | <b>83.3</b> | <b>4.7</b> |

## OPPONENT 2023 REGULAR SEASON GOAL-TO-GO

| OPPONENT      |                 |           |           |           |          |          |          |          |          |          |          |          |            |          |            |             |             |            |
|---------------|-----------------|-----------|-----------|-----------|----------|----------|----------|----------|----------|----------|----------|----------|------------|----------|------------|-------------|-------------|------------|
| Date          | Opponent        | Pos       | TD        | PAT       | 2-Pt.    | Miss PAT | FG       | FGA      | Blk/MFG  | INT      | Fum      | Dwns     | Drive Ends |          |            | TD%         | Score       |            |
|               |                 |           |           |           |          |          |          |          |          |          |          |          | Half       | Game     | Pts        |             | Pct.        | Pts/Poss   |
| 09/10         | Tampa Bay       | 1         | 1         | 1         | 0        | 0        | 0        | 0        | 0        | 0        | 0        | 0        | 0          | 0        | 7          | 100.0       | 100.0       | 7.0        |
| 09/14         | at Philadelphia | 4         | 3         | 3         | 0        | 0        | 1        | 1        | 0        | 0        | 0        | 0        | 0          | 0        | 24         | 75.0        | 100.0       | 6.0        |
| 09/24         | L.A. Chargers   | 2         | 2         | 2         | 0        | 0        | 0        | 0        | 0        | 0        | 0        | 0        | 0          | 0        | 14         | 100.0       | 100.0       | 7.0        |
| 10/01         | at Carolina     | 3         | 0         | 1         | 0        | 0        | 1        | 1        | 0        | 1        | 0        | 1        | 0          | 0        | 4          | 0.0         | 33.3        | 1.3        |
| 10/08         | Kansas City     | 3         | 3         | 3         | 0        | 0        | 0        | 0        | 0        | 0        | 0        | 0        | 0          | 0        | 21         | 100.0       | 100.0       | 7.0        |
| 10/15         | at Chicago      | 2         | 1         | 1         | 0        | 0        | 1        | 1        | 0        | 0        | 0        | 0        | 0          | 0        | 10         | 50.0        | 100.0       | 5.0        |
| 10/23         | San Francisco   | 1         | 1         | 1         | 0        | 0        | 0        | 0        | 0        | 0        | 0        | 0        | 0          | 0        | 7          | 100.0       | 100.0       | 7.0        |
| 10/29         | at Green Bay    | 1         | 1         | 1         | 0        | 0        | 0        | 0        | 0        | 0        | 0        | 0        | 0          | 0        | 7          | 100.0       | 100.0       | 7.0        |
| 11/05         | at Atlanta      | 2         | 1         | 1         | 0        | 0        | 1        | 1        | 0        | 0        | 0        | 0        | 0          | 0        | 10         | 50.0        | 100.0       | 5.0        |
| 11/12         | New Orleans     | --        | --        | --        | --       | --       | --       | --       | --       | --       | --       | --       | --         | --       | --         | --          | --          | --         |
| 11/19         | at Denver       | --        | --        | --        | --       | --       | --       | --       | --       | --       | --       | --       | --         | --       | --         | --          | --          | --         |
| 11/27         | Chicago         | --        | --        | --        | --       | --       | --       | --       | --       | --       | --       | --       | --         | --       | --         | --          | --          | --         |
| 12/10         | at Las Vegas    | --        | --        | --        | --       | --       | --       | --       | --       | --       | --       | --       | --         | --       | --         | --          | --          | --         |
| 12/16         | at Cincinnati   | --        | --        | --        | --       | --       | --       | --       | --       | --       | --       | --       | --         | --       | --         | --          | --          | --         |
| 12/24         | Detroit         | --        | --        | --        | --       | --       | --       | --       | --       | --       | --       | --       | --         | --       | --         | --          | --          | --         |
| 12/31         | Green Bay       | --        | --        | --        | --       | --       | --       | --       | --       | --       | --       | --       | --         | --       | --         | --          | --          | --         |
| 01/07         | at Detroit      | --        | --        | --        | --       | --       | --       | --       | --       | --       | --       | --       | --         | --       | --         | --          | --          | --         |
| <b>TOTALS</b> |                 | <b>19</b> | <b>13</b> | <b>14</b> | <b>0</b> | <b>0</b> | <b>4</b> | <b>4</b> | <b>0</b> | <b>1</b> | <b>0</b> | <b>1</b> | <b>0</b>   | <b>0</b> | <b>104</b> | <b>68.4</b> | <b>89.5</b> | <b>5.5</b> |

## TAKEAWAY/GIVEAWAY CHART - TEAM AND OPPONENT

| DATE  | OPPONENT         | FORCED TURNOVERS |          |           | TURNOVERS CONVERTED |          |           |             |             | OUTCOME   |            |
|-------|------------------|------------------|----------|-----------|---------------------|----------|-----------|-------------|-------------|-----------|------------|
|       |                  | FUM              | INTS     | TOTAL     | TD                  | FG       | PTS.      | PTS. PCT.   | TD PCT.     | NET DIFF. | RESULT     |
| 09/10 | Minnesota        | 0                | 0        | 0         | 0                   | 0        | 0         | 0.0         | 0.0         | -3        | L          |
|       | Tampa Bay        | 2                | 1        | 3         | 0                   | 1        | 3         | 33.3        | 0.0         | +3        | W          |
| 09/14 | Minnesota        | 0                | 1        | 1         | 0                   | 0        | 0         | 0.0         | 0.0         | -3        | L          |
|       | at Philadelphia  | 4                | 0        | 4         | 1                   | 1        | 10        | 50.0        | 50.0        | +3        | W          |
| 09/24 | Minnesota        | 1                | 0        | 1         | 0                   | 1        | 3         | 100.0       | 0.0         | -1        | L          |
|       | L.A. Chargers    | 1                | 1        | 2         | 1                   | 0        | 7         | 50.0        | 100.0       | +1        | W          |
| 10/01 | Minnesota        | 1                | 0        | 1         | 1                   | 0        | 6         | 100.0       | 100.0       | -1        | W          |
|       | at Carolina      | 0                | 2        | 2         | 1                   | 1        | 10        | 100.0       | 50.0        | +1        | L          |
| 10/08 | Minnesota        | 0                | 0        | 0         | 0                   | 0        | 0         | 0.0         | 0.0         | -1        | L          |
|       | Kansas City      | 1                | 0        | 1         | 1                   | 0        | 7         | 100.0       | 100.0       | +1        | W          |
| 10/15 | Minnesota        | 1                | 2        | 3         | 2                   | 0        | 13        | 66.7        | 100.0       | +2        | W          |
|       | at Chicago       | 1                | 0        | 1         | 0                   | 0        | 0         | 0.0         | 0.0         | -2        | L          |
| 10/23 | Minnesota        | 1                | 2        | 3         | 1                   | 0        | 7         | 33.3        | 100.0       | +2        | W          |
|       | San Francisco    | 0                | 1        | 1         | 0                   | 0        | 0         | 0.0         | 0.0         | -2        | L          |
| 10/29 | Minnesota        | 0                | 1        | 1         | 1                   | 0        | 7         | 100.0       | 100.0       | 0         | W          |
|       | at Green Bay     | 1                | 0        | 1         | 0                   | 0        | 0         | 0.0         | 0.0         | 0         | L          |
| 11/05 | Minnesota        | 1                | 1        | 2         | 1                   | 1        | 11        | 100.0       | 50.0        | 0         | W          |
|       | at Atlanta       | 2                | 0        | 2         | 0                   | 2        | 6         | 100.0       | 0.0         | 0         | L          |
| 11/19 |                  | --               | --       | --        | --                  | --       | --        | --          | --          | --        | --         |
| 11/27 |                  | --               | --       | --        | --                  | --       | --        | --          | --          | --        | --         |
| 12/10 |                  | --               | --       | --        | --                  | --       | --        | --          | --          | --        | --         |
| TBD   |                  | --               | --       | --        | --                  | --       | --        | --          | --          | --        | --         |
| 12/24 |                  | --               | --       | --        | --                  | --       | --        | --          | --          | --        | --         |
| 12/31 |                  | --               | --       | --        | --                  | --       | --        | --          | --          | --        | --         |
| TBD   |                  | --               | --       | --        | --                  | --       | --        | --          | --          | --        | --         |
|       | <b>VIKINGS</b>   | <b>5</b>         | <b>7</b> | <b>12</b> | <b>6</b>            | <b>2</b> | <b>47</b> | <b>66.7</b> | <b>75.0</b> | <b>-5</b> | <b>5-4</b> |
|       | <b>OPPONENTS</b> | <b>12</b>        | <b>5</b> | <b>17</b> | <b>4</b>            | <b>5</b> | <b>43</b> | <b>52.9</b> | <b>44.4</b> | <b>+5</b> | <b>4-5</b> |

# TURNOVER CHART

| 2023 REGULAR SEASON - DEFENSIVE TAKEAWAYS |                 |                                 |      |       |         |           |
|---|-----------------|---------------------------------|------|-------|---------|-----------|
| DATE                                      | OPPONENT        | TAKEAWAY                        | QTR. | SCORE | YD-LINE | RESULT    |
| 09/10                                     | Tampa Bay       | None                            |      |       |         |           |
| 09/14                                     | at Philadelphia | T. Jackson INT (J. Hurts)       | 1    | 0-3   | MIN-35  | Fumble    |
| 09/24                                     | L.A. Chargers   | J. Hicks FR (J. Hicks FF)       | 2    | 7-7   | LAC-45  | FG        |
| 10/01                                     | at Carolina     | D. Wonnum FR (H. Smith FF)      | 3    | 14-13 | MIN-49  | TD        |
| 10/08                                     | Kansas City     | None                            |      |       |         |           |
| 10/15                                     | at Chicago      | J. Hicks INT (J. Fields)        | 2    | 6-6   | MIN-14  | TD        |
|   |                 | J. Hicks FR (J. Metellus FF)    | 3    | 19-6  | CHI-42  | TD        |
|   |                 | B. Murphy Jr. INT (T. Bagent)   | 4    | 19-13 | MIN-8   | Downs     |
| 10/23                                     | San Francisco   | D. Lowry FR (H. Smith FF)       | 1    | 0-0   | MIN-11  | TD        |
|   |                 | C. Bynum INT (B. Purdy)         | 4    | 22-17 | MIN-30  | Missed FG |
|   |                 | C. Bynum INT (B. Purdy)         | 4    | 22-17 | MIN-22  | EOG       |
| 10/29                                     | at Green Bay    | J. Metellus INT (J. Love)       | 3    | 17-3  | MIN-37  | TD        |
| 11/05                                     | at Atlanta      | J. Metellus FR (A. Evans FF)    | 3    | 13-21 | ATL-40  | TD        |
|   |                 | B. Murphy Jr. INT (T. Heinicke) | 3    | 21-21 | ATL-42  | FG        |
| 11/12                                     |                 | --                              | --   | --    | --      | --        |
| 11/19                                     |                 | --                              | --   | --    | --      | --        |
| 11/27                                     |                 | --                              | --   | --    | --      | --        |
| 12/10                                     |                 | --                              | --   | --    | --      | --        |
| 12/16                                     |                 | --                              | --   | --    | --      | --        |
| 12/24                                     |                 | --                              | --   | --    | --      | --        |
| 12/31                                     |                 | --                              | --   | --    | --      | --        |
| 01/07                                     |                 | --                              | --   | --    | --      | --        |

| 2023 REGULAR SEASON - OFFENSIVE GIVEAWAYS |                 |  |      |       |          |             |
|---|-----------------|--|------|-------|----------|-------------|
| DATE                                      | OPPONENT        | TAKEAWAY   | QTR. | SCORE | YD-LINE  | RESULT      |
| 09/10                                     | Tampa Bay       | K. Cousins fumble (J. Tryon-Shoyinka FR)                   | 1    | 0-0   | TB-25    | Punt        |
|   |                 | K. Cousins fumble (A. Winfield Jr. FF; A. Winfield Jr. FR) | 1    | 0-0   | MIN-18   | FG          |
|   |                 | K. Cousins INT (C. Izien)                                  | 2    | 10-10 | TB-2     | End of Half |
| 09/14                                     | at Philadelphia | A. Mattison fumble (A. Maddox FF; J. Evans FR)             | 1    | 0-3   | MIN-39   | Missed FG   |
|   |                 | J. Jefferson fumble (T. Edmunds FF; touchback)             | 2    | 7-10  | PHI-1    | FG          |
|   |                 | K. Cousins fumble (J. Sweat FF; F. Cox FR)                 | 3    | 7-13  | MIN-15   | TD          |
| 09/24                                     | L.A. Chargers   | T. Hockenson fumble (A. Gilman FF; A. Gilman FR)           | 1    | 0-0   | LAC-17   | TD          |
|   |                 | K. Cousins INT (K. Murray Jr.; touchback)                  | 4    | 24-28 | End Zone | EOG         |
| 10/01                                     | at Carolina     | K. Cousins INT (S. Franklin Jr.)                           | 1    | 0-7   | CAR-1    | TD          |
|   |                 | K. Cousins INT (K. Grugier-Hill)                           | 2    | 7-10  | CAR-13   | FG          |
| 10/08                                     | Kansas City     | J. Oliver fumble (J. Reid FF; B. Cook FR)                  | 1    | 0-0   | MIN-45   | TD          |
| 10/15                                     | at Chicago      | K. Cousins fumble (T. Edwards FF; T. Edmunds FR)           | 2    | 6-6   | MIN-35   | INT         |
| 10/23                                     | San Francisco   | K. Cousins INT (C. Ward)                                   | 1    | 0-0   | MIN-48   | Fumble      |
| 10/29                                     | at Green Bay    | J. Hall fumble (P. Smith FF; D. Wyatt FR)                  | 4    | 24-10 | MIN-15   | Downs       |
| 11/05                                     | at Atlanta      | J. Dobbs fumble (A. Ebiketie FF; L. Carter FR)             | 2    | 3-8   | MIN-20   | FG          |
|   |                 | J. Dobbs fumble (D. Onyemata FF; K. Street FR)             | 3    | 10-11 | MIN-30   | FG          |
| 11/12                                     |                 | --   | --   | --    | --       | --          |
| 11/19                                     |                 | --   | --   | --    | --       | --          |
| 11/27                                     |                 | --   | --   | --    | --       | --          |
| 12/10                                     |                 | --   | --   | --    | --       | --          |
| 12/16                                     |                 | --   | --   | --    | --       | --          |
| 12/24                                     |                 | --   | --   | --    | --       | --          |
| 12/31                                     |                 | --   | --   | --    | --       | --          |
| 01/07                                     |                 | --   | --   | --    | --       | --          |

| 2023 REGULAR SEASON - SPECIAL TEAMS/MISC GIVEAWAYS |                 |  |      |       |         |        |
|--|-----------------|--|------|-------|---------|--------|
| DATE   | OPPONENT        | TAKEAWAY                                     | QTR. | SCORE | YD-LINE | RESULT |
| 09/14  | at Philadelphia | B. Powell fumble (J. Evans FF; N. Morrow FR) | 1    | 0-3   | PHI-27  | INT    |

| 2023 REGULAR SEASON - TURNOVERS |  |   |
|---------------------------------|--|---|
| <b>Offense:</b>                 | 16 Giveaways<br>43 Points (4 TD, 5 FG) | <b>Ratio</b><br>-5 (12 takes, 17 gives)                         |
| <b>Defense:</b>                 | 12 Takeaways<br>48 Points (6 TD, 2 FG) |   |
| <b>Special Teams:</b>           | 1 Giveaway<br>0 Points (0 TD, 0 FG)    | <b>Points Off Turnovers Ratio</b><br>+5 (48 scored, 43 allowed) |
|                                 | 0 Takeaways<br>0 Points (0 TD, 0 FG)   |   |

# SCORING DRIVES

| VIKINGS 2023 REGULAR SEASON SCORING DRIVES |                 |              |        |            |              |               |             |  |     |     |
|--|-----------------|--------------|--------|------------|--------------|---------------|-------------|--|-----|-----|
| DATE                                       | OPPONENT        | ACQUIRED     | DRIVE  |            |              | Q TIME        | FIRST DOWNS | SCORING PLAY   | MIN | OPP |
|  |                 |              | STAR T | PLAYS      | YARD S       |               |             |  |     |     |
| 09/10                                      | Tampa Bay       | Punt         | MIN 17 | 6          | 83           | Q2 2:53       | 3           | J. Addison: 39-yard pass from K. Cousins   | 7   | 3   |
|  |                 | Punt         | MIN 31 | 9          | 62           | Q2 3:43       | 3           | G. Joseph: 25-yard FG  | 10  | 3   |
|  |                 | Kickoff      | MIN 25 | 16         | 75           | Q3 7:24       | 7           | Q4: A. Mattison: 4-yard pass from K. Cousins   | 17  | 17  |
| 09/14                                      | at Philadelphia | Missed FG    | MIN 45 | 9          | 55           | Q1 5:03       | 4           | Q2: T. Hockenson: 5-yard pass from K. Cousins  | 7   | 3   |
|  |                 | Kickoff      | MIN 25 | 5          | 75           | Q3 1:45       | 2           | Cousins  | 14  | 27  |
|  |                 | Punt         | MIN 14 | 9          | 86           | Q4 3:38       | 4           | J. Addison: 62-yard pass from K. Cousins   | 21  | 27  |
|  |                 | Kickoff      | MIN 25 | 10         | 75           | Q4 3:03       | 5           | K. Osborn: 10-yard pass from K. Cousins<br>T. Hockenson: 5-yard pass from K. Cousins | 28  | 34  |
| 09/24                                      | L.A. Chargers   | Punt         | MIN 25 | 5          | 75           | Q2 2:46       | 4           | J. Oliver: 4-yard pass from K. Cousins   | 7   | 7   |
|  |                 | Fumble       | LAC 45 | 11         | 40           | Q2 3:54       | 4           | G. Joseph: 23-yard FG  | 10  | 7   |
|  |                 | Kickoff      | MIN 25 | 8          | 75           | Q3 2:52       | 3           | K. Osborn: 36-yard pass from K. Cousins  | 17  | 21  |
|  |                 | Punt         | MIN 17 | 8          | 83           | Q3 3:47       | 4           | Q4: J. Jefferson: 52-yard pass from K. Cousins                                       | 24  | 21  |
| 10/01                                      | at Carolina     | Kickoff      | MIN 36 | 10         | 64           | Q2 5:13       | 4           | J. Jefferson: 4-yard pass from K. Cousins  | 7   | 10  |
|  |                 | Punt         | MIN 44 | 4          | 56           | Q3 1:44       | 2           | J. Jefferson: 30-yard pass from K. Cousins   | 21  | 13  |
| 10/08                                      | Kansas City     | Kickoff      | MIN 25 | 14         | 53           | Q1 5:58       | 4           | G. Joseph: 40-yard FG  | 3   | 7   |
|  |                 | Kickoff      | MIN 25 | 9          | 64           | Q2 4:44       | 5           | G. Joseph: 29-yard FG  | 6   | 10  |
|  |                 | Punt         | MIN 44 | 12         | 56           | Q2 5:24       | 4           | J. Addison: 5-yard pass from K. Cousins  | 13  | 10  |
|  |                 | Kickoff      | MIN 25 | 14         | 75           | Q3 5:34       | 6           | Q4: A. Mattison: 9-yard pass from K. Cousins   | 20  | 27  |
| 10/15                                      | at Chicago      | Punt         | MIN 32 | 9          | 33           | Q1 4:47       | 2           | G. Joseph: 53-yard FG  | 3   | 0   |
|  |                 | Kickoff      | MIN 25 | 9          | 42           | Q2 4:45       | 2           | G. Joseph: 51-yard FG  | 6   | 3   |
|  |                 | Interception | MIN 23 | 8          | 77           | Q2 1:35       | 5           | J. Addison: 10-yard pass from K. Cousins   | 12  | 6   |
| 10/23                                      | San Francisco   | Fumble       | MIN 11 | 10         | 89           | Q1 6:06       | 5           | J. Addison: 20-yard pass from K. Cousins   | 7   | 0   |
|  |                 | Missed FG    | MIN 30 | 13         | 67           | Q2 7:20       | 4           | G. Joseph: 21-yard FG  | 10  | 0   |
|  |                 | Kickoff      | MIN 25 | 5          | 75           | Q2 0:54       | 2           | J. Addison: 60-yard pass from K. Cousins   | 16  | 7   |
|  |                 | Punt         | MIN 21 | 11         | 77           | Q3 4:46       | 4           | G. Joseph: 20-yard FG  | 19  | 7   |
| 10/29                                      | at Green Bay    | Kickoff      | MIN 14 | 10         | 50           | Q3 5:34       | 3           | G. Joseph: 54-yard FG  | 22  | 14  |
|  |                 | Punt         | MIN 23 | 7          | 77           | Q1 4:33       | 5           | C. Akers: 6-yard run   | 7   | 0   |
|  |                 | Punt         | MIN 20 | 9          | 73           | Q2 4:40       | 4           | G. Joseph: 25-yard FG  | 10  | 0   |
|  |                 | Kickoff      | MIN 25 | 13         | 75           | Q3 5:35       | 4           | T. Hockenson: 2-yard pass from K. Cousins  | 17  | 3   |
| 11/05                                      | at Atlanta      | Interception | GB 20  | 1          | 20           | Q3 0:05       | 1           | J. Addison: 20-yard pass from K. Cousins   | 24  | 3   |
|  |                 | Kickoff      | MIN 25 | 9          | 74           | Q1 4:46       | 3           | G. Joseph: 19-yard FG  | 3   | 3   |
|  |                 | Kickoff      | MIN 25 | 13         | 75           | Q2 4:37       | 6           | A. Mattison: 2-yard pass from J. Dobbs   | 10  | 11  |
|  |                 | Kickoff      | MIN 25 | 8          | 61           | Q3 4:02       | 3           | G. Joseph: 32-yard FG  | 13  | 14  |
| 11/12                                      | --              | Fumble       | ATL 40 | 6          | 40           | Q3 2:34       | 3           | J. Dobbs: 18-yard run  | 21  | 21  |
|  |                 | Interception | ATL 24 | 5          | 11           | Q3 2:54       | 1           | Q4: G. Joseph: 31-yard FG  | 24  | 21  |
|  |                 | Kickoff      | MIN 25 | 11         | 75           | Q4 1:46       | 4           | B. Powell: 6-yard pass from J. Dobbs   | 31  | 28  |
| 11/19                                      | --              | --           | --     | --         | --           | --            | --          | --   | --  |     |
| 11/27                                      | --              | --           | --     | --         | --           | --            | --          | --   | --  |     |
| 12/10                                      | --              | --           | --     | --         | --           | --            | --          | --   | --  |     |
| 12/16                                      | --              | --           | --     | --         | --           | --            | --          | --   | --  |     |
| 12/24                                      | --              | --           | --     | --         | --           | --            | --          | --   | --  |     |
| 12/31                                      | --              | --           | --     | --         | --           | --            | --          | --   | --  |     |
| 01/07                                      | --              | --           | --     | --         | --           | --            | --          | --   | --  |     |
| <b>AVG</b>                                 |                 |              |        | <b>9.0</b> | <b>64.1</b>  | <b>4:01</b>   | <b>3.7</b>  |  |     |     |
| <b>TOTALS</b>                              |                 |              |        | <b>316</b> | <b>2,243</b> | <b>140:44</b> | <b>129</b>  |  |     |     |

# OPPONENTS SCORING DRIVES

| VIKINGS OPPONENTS 2023 REGULAR SEASON SCORING DRIVES |                 |              |             |            |              |               |             |  |     |     |
|--|-----------------|--------------|-------------|------------|--------------|---------------|-------------|--|-----|-----|
| DATE   | OPPONENT        | ACQUIRED     | DRIVE START | PLAYS      | YARDS        | Q TIME        | FIRST DOWNS | SCORING PLAY                               | MIN | OPP |
| 09/10  | Tampa Bay       | Fumble       | MIN 18      | 4          | 0            | Q1 1:35       | 0           | C. McLaughlin: 36-yard FG                  | 0   | 3   |
|  |                 | Punt         | TB 39       | 7          | 61           | Q2 1:30       | 3           | M. Evans: 28-yard pass from B. Mayfield    | 10  | 10  |
|  |                 | Kickoff      | TB 25       | 16         | 75           | Q3 8:59       | 6           | T. Palmer: 7-yard pass from B. Mayfield    | 10  | 17  |
|  |                 | Punt         | TB 23       | 10         | 38           | Q4 4:46       | 2           | C. McLaughlin: 57-yard FG                  | 17  | 20  |
| 09/14  | at Philadelphia | Kickoff      | PHI 25      | 9          | 69           | Q1 5:12       | 2           | J. Elliott: 24-yard FG                     | 0   | 3   |
|  |                 | Kickoff      | PHI 25      | 16         | 75           | Q2 7:55       | 7           | J. Hurts: 1-yard run                       | 7   | 10  |
|  |                 | Fumble       | PHI 20      | 6          | 37           | Q2 0:34       | 2           | J. Elliott: 61-yard FG                     | 7   | 13  |
|  |                 | Fumble       | MIN 7       | 2          | 7            | Q3 0:33       | 1           | J. Hurts: 1-yard run                       | 7   | 20  |
|  |                 | Punt         | PHI 31      | 3          | 69           | Q3 1:35       | 1           | D. Smith: 63-yard pass from J. Hurts       | 7   | 27  |
|  |                 | Kickoff      | PHI 25      | 8          | 75           | Q4 3:28       | 4           | D. Swift: 2-yard run                       | 21  | 34  |
| 09/24  | L.A. Chargers   | Fumble       | LAC 21      | 12         | 79           | Q1 5:41       | 6           | D. Parham Jr.: 3-yard pass from J. Herbert | 0   | 7   |
|  |                 | Kickoff      | LAC 25      | 10         | 75           | Q2 1:21       | 5           | D. Parham Jr.: 1-yard pass from J. Herbert | 10  | 14  |
|  |                 | Punt         | LAC 20      | 3          | 80           | Q3 1:11       | 2           | M. Williams: 49-yard pass from K. Allen    | 10  | 21  |
|  |                 | Kickoff      | LAC 25      | 7          | 75           | Q4 3:15       | 4           | J. Palmer: 30-yard pass from J. Herbert    | 24  | 28  |
| 10/01  | at Carolina     | Punt         | CAR 31      | 15         | 61           | Q1 8:26       | 5           | Q2: E. Piñeiro: 26-yard FG                 | 0   | 10  |
|  |                 | Interception | CAR 44      | 4          | 18           | Q2 0:34       | 1           | E. Piñeiro: 56-yard FG                     | 7   | 13  |
| 10/08  | Kansas City     | Fumble       | MIN 45      | 9          | 45           | Q1 4:50       | 4           | I. Pacheco: 1-yard run                     | 0   | 7   |
|  |                 | Kickoff      | KC 25       | 12         | 55           | Q1 6:16       | 3           | Q2: H. Butker: 38-yard FG                  | 3   | 10  |
|  |                 | Kickoff      | KC 25       | 10         | 53           | Q2 1:39       | 3           | H. Butker: 40-yard FG                      | 13  | 13  |
|  |                 | Kickoff      | KC 25       | 11         | 75           | Q3 4:50       | 5           | R. Rice: 8-yard pass from P. Mahomes       | 13  | 20  |
|  |                 | Punt         | KC 26       | 11         | 74           | Q3 6:27       | 4           | T. Kelce: 4-yard pass from P. Mahomes      | 13  | 27  |
| 10/15  | at Chicago      | Kickoff      | CHI 25      | 14         | 71           | Q1 7:43       | 5           | Q2: C. Santos: 22-yard FG                  | 3   | 3   |
|  |                 | Punt         | CHI 20      | 5          | 45           | Q2 2:48       | 1           | C. Santos: 53-yard FG                      | 6   | 6   |
|  |                 | Punt         | CHI 23      | 9          | 77           | Q4 4:56       | 5           | T. Bagent: 1-yard run                      | 19  | 13  |
| 10/23  | San Francisco   | Kickoff      | SF 25       | 12         | 75           | Q2 6:32       | 5           | C. McCaffrey: 3-yard run                   | 10  | 7   |
|  |                 | Kickoff      | SF 25       | 3          | 75           | Q3 1:05       | 3           | C. McCaffrey: 35-yard pass from B. Purdy   | 19  | 14  |
|  |                 | Kickoff      | SF 32       | 6          | 31           | Q3 1:59       | 1           | Q4: J. Moody: 55-yard FG                   | 22  | 17  |
| 10/29  | at Green Bay    | Punt         | GB 15       | 14         | 73           | Q2 4:56       | 5           | A. Carlson: 30-yard FG                     | 10  | 3   |
|  |                 | Kickoff      | GB 19       | 14         | 81           | Q3 5:09       | 6           | R. Doubs: 1-yard pass from J. Love         | 24  | 10  |
| 11/05  | at Atlanta      | Punt         | ATL 32      | 5          | 34           | Q1 1:53       | 1           | Y. Koo: 52-yard FG                         | 0   | 3   |
|  |                 | Kickoff      | ATL 38      | 10         | 38           | Q2 5:07       | 2           | Y. Koo: 43-yard FG                         | 3   | 8   |
|  |                 | Fumble       | MIN 1       | 4          | -4           | Q2 2:01       | 0           | Y. Koo: 23-yard FG                         | 3   | 11  |
|  |                 | Fumble       | MIN 30      | 4          | -6           | Q3 1:32       | 0           | Y. Koo: 54-yard FG                         | 10  | 14  |
|  |                 | Kickoff      | ATL 25      | 4          | 75           | Q3 1:19       | 2           | J. Smith: 60-yard pass from T. Heinicke    | 13  | 21  |
|  |                 | Punt         | ATL 21      | 13         | 79           | Q4 6:58       | 6           | T. Allgeier: 5-yard run                    | 24  | 28  |
| 11/12  | --              | --           | --          | --         | --           | --            | --          | --   | --  |     |
| 11/19  | --              | --           | --          | --         | --           | --            | --          | --   | --  |     |
| 11/27  | --              | --           | --          | --         | --           | --            | --          | --   | --  |     |
| 12/10  | --              | --           | --          | --         | --           | --            | --          | --   | --  |     |
| 12/16  | --              | --           | --          | --         | --           | --            | --          | --   | --  |     |
| 12/24  | --              | --           | --          | --         | --           | --            | --          | --   | --  |     |
| 12/31  | --              | --           | --          | --         | --           | --            | --          | --   | --  |     |
| 01/07  | --              | --           | --          | --         | --           | --            | --          | --   | --  |     |
| <b>AVG</b>   |                 |              |             | <b>8.6</b> | <b>55.4</b>  | <b>3:50</b>   | <b>3.2</b>  |  |     |     |
| <b>TOTALS</b>  |                 |              |             | <b>302</b> | <b>1,940</b> | <b>134:35</b> | <b>112</b>  |  |     |     |

## INDIVIDUAL SINGLE-GAME HIGHS

| 2023 REGULAR SEASON VIKINGS INDIVIDUAL SINGLE-GAME HIGHS |      |                    |                |               |
|--|------|--------------------|----------------|---------------|
| <b>Touchdowns</b>  | 2    | Jordan Addison     | vs. 49ers      | Oct. 23, 2023 |
|  |      | Justin Jefferson   | at Panthers    | Oct. 1, 2023  |
|  |      | T.J. Hockenson     | at Eagles      | Sep. 14, 2023 |
| <b>Passes Attempted</b>                                  | 50   | Kirk Cousins       | vs. Chargers   | Sep. 24, 2023 |
| <b>Passes Completed</b>                                  | 35   | Kirk Cousins       | vs. 49ers      | Oct. 23, 2023 |
| <b>Completion Percentage</b>                             | 77.7 | Kirk Cousins       | vs. 49ers      | Oct. 23, 2023 |
| <b>Passing Yards</b>                                     | 378  | Kirk Cousins       | vs. 49ers      | Oct. 23, 2023 |
| <b>Yards Per Attempt</b>                                 | 13.0 | Jaren Hall         | at Falcons     | Nov. 5, 2023  |
| <b>Touchdown Passes</b>                                  | 4    | Kirk Cousins       | at Eagles      | Sep. 14, 2023 |
| <b>Pass Receptions</b>                                   | 11   | T.J. Hockenson     | vs. 49ers      | Oct. 23, 2023 |
|  |      | Justin Jefferson   | at Eagles      | Sep. 14, 2023 |
|  |      | Justin Jefferson   | at Eagles      | Sep. 14, 2023 |
| <b>Receiving Yards</b>                                   | 159  | Justin Jefferson   | at Eagles      | Sep. 14, 2023 |
| <b>Touchdown Receptions</b>                              | 2    | Jordan Addison     | vs. 49ers      | Oct. 23, 2023 |
|  |      | Justin Jefferson   | at Panthers    | Oct. 1, 2023  |
|  |      | T.J. Hockenson     | at Eagles      | Sep. 14, 2023 |
| <b>Rushing Yards</b>                                     | 95   | Alexander Mattison | at Panthers    | Oct. 1, 2023  |
| <b>Rushing Attempts</b>                                  | 20   | Alexander Mattison | vs. Chargers   | Sep. 24, 2023 |
| <b>Rushing Average</b>                                   | 9.4  | Joshua Dobbs       | at Falcons     | Nov. 5, 2023  |
| <b>Rushing Touchdowns</b>                                | 1    | Joshua Dobbs       | at Falcons     | Nov. 5, 2023  |
|  |      | Cam Akers          | at Packers     | Oct. 29, 2023 |
| <b>Yards From Scrimmage</b>                              | 159  | Justin Jefferson   | at Eagles      | Sep. 14, 2023 |
| <b>Combined Net Yards</b>                                | 159  | Justin Jefferson   | at Eagles      | Sep. 14, 2023 |
| <b>Interceptions Made</b>                                | 2    | Camryn Bynum       | vs. 49ers      | Oct. 23, 2023 |
| <b>Interceptions Thrown</b>                              | 2    | Kirk Cousins       | at Panthers    | Oct. 1, 2023  |
| <b>INT Return Yards</b>                                  | 43   | Josh Metellus      | at Packers     | Oct. 29, 2023 |
| <b>Tackles</b>   | 15   | Camryn Bynum       | at Eagles      | Sep. 14, 2023 |
| <b>Sacks</b>   | 3.0  | Harrison Smith     | at Panthers    | Oct. 1, 2023  |
|  |      | Danielle Hunter    | at Eagles      | Sep. 14, 2023 |
| <b>Punts</b>   | 5    | Ryan Wright        | at Bears       | Oct. 15, 2023 |
|  |      | Ryan Wright        | vs. Buccaneers | Sep. 10, 2023 |
| <b>Punts Inside the 20</b>                               | 2    | Ryan Wright        | at Eagles      | Sep. 14, 2023 |
| <b>Punting Average</b>                                   | 54.0 | Ryan Wright        | vs. Chiefs     | Oct. 8, 2023  |
|  |      | Ryan Wright        | at Panthers    | Oct. 1, 2023  |
| <b>Punt Returns</b>                                      | 4    | Brandon Powell     | vs. Buccaneers | Sep. 10, 2023 |
| <b>Punt Return Yards</b>                                 | 34   | Brandon Powell     | at Packers     | Oct. 29, 2023 |
| <b>Kickoff Returns</b>                                   | 2    | Kene Nwangwu       | vs. 49ers      | Oct. 23, 2023 |
|  |      | Ty Chandler        | at Panthers    | Oct. 1, 2023  |
| <b>Kickoff Return Yards</b>                              | 55   | Ty Chandler        | at Panthers    | Oct. 1, 2023  |
| <b>Field Goals Attempted</b>                             | 4    | Greg Joseph        | vs. 49ers      | Oct. 23, 2023 |
| <b>Field Goals Made</b>                                  | 3    | Greg Joseph        | at Falcons     | Nov. 5, 2023  |
|  |      | Greg Joseph        | vs. 49ers      | Oct. 23, 2023 |

| 2023 REGULAR SEASON MINNESOTA VIKINGS LONGEST PLAYS |    |                |             |               |
|---|----|----------------|-------------|---------------|
| <b>Run From Scrimmage</b>                           | 22 | Joshua Dobbs   | at Falcons  | Nov. 5, 2023  |
| <b>Touchdown Run</b>                                | 18 | Joshua Dobbs   | at Falcons  | Nov. 5, 2023  |
| <b>Passing Long</b>                                 | 62 | Kirk Cousins   | at Eagles   | Sep. 14, 2023 |
| <b>Touchdown Pass Long</b>                          | 62 | Kirk Cousins   | at Eagles   | Sep. 14, 2023 |
| <b>Pass Reception</b>                               | 62 | Jordan Addison | at Eagles   | Sep. 14, 2023 |
| <b>Touchdown Reception</b>                          | 62 | Jordan Addison | at Eagles   | Sep. 14, 2023 |
| <b>Interception Return</b>                          | 43 | Josh Metellus  | at Packers  | Oct. 29, 2023 |
| <b>Longest Opponent's Fumble Return</b>             | 51 | D.J. Wonnum    | at Panthers | Oct. 1, 2023  |
| <b>Punt Return</b>                                  | 24 | Brandon Powell | at Falcons  | Nov. 5, 2023  |
| <b>Kickoff Return</b>                               | 33 | Ty Chandler    | at Panthers | Oct. 1, 2023  |
| <b>Punt</b>   | 63 | Ryan Wright    | at Bears    | Oct. 15, 2023 |

# INDIVIDUAL SINGLE-GAME HIGHS

---

|                           |    |             |           |               |
|---------------------------|----|-------------|-----------|---------------|
| <b>Field Goal</b>         | 54 | Greg Joseph | vs. 49ers | Oct. 23, 2023 |
| <b>Field Goal Attempt</b> | 57 | Greg Joseph | at Bears  | Oct. 15, 2023 |

---

## OPPONENTS INDIVIDUAL SINGLE-GAME HIGHS

### 2023 REGULAR SEASON OPPONENTS INDIVIDUAL SINGLE-GAME HIGHS

|                              |      |                      |                |               |
|------------------------------|------|----------------------|----------------|---------------|
| <b>Touchdowns</b>            | 2    | Christian McCaffrey  | vs. 49ers      | Oct. 23, 2023 |
|                              |      | Donald Parham Jr.    | vs. Chargers   | Sep. 24, 2023 |
|                              |      | Jalen Hurts          | at Eagles      | Sep. 14, 2023 |
| <b>Passes Attempted</b>      | 47   | Justin Herbert       | vs. Chargers   | Sep. 24, 2023 |
| <b>Passes Completed</b>      | 40   | Justin Herbert       | vs. Chargers   | Sep. 24, 2023 |
| <b>Completion Percentage</b> | 85.1 | Justin Herbert       | vs. Chargers   | Sep. 24, 2023 |
| <b>Passing Yards</b>         | 405  | Justin Herbert       | vs. Chargers   | Sep. 24, 2023 |
| <b>Yards Per Attempt</b>     | 9.1  | Brock Purdy          | vs. 49ers      | Oct. 23, 2023 |
| <b>Touchdown Passes</b>      | 3    | Justin Herbert       | vs. Chargers   | Sep. 24, 2023 |
| <b>Pass Receptions</b>       | 18   | Keenan Allen         | vs. Chargers   | Sep. 24, 2023 |
| <b>Receiving Yards</b>       | 215  | Keenan Allen         | vs. Chargers   | Sep. 24, 2023 |
| <b>Touchdown Receptions</b>  | 2    | Donald Parham Jr.    | vs. Chargers   | Sep. 24, 2023 |
| <b>Rushing Yards</b>         | 175  | D'Andre Swift        | at Eagles      | Sep. 14, 2023 |
| <b>Rushing Attempts</b>      | 28   | D'Andre Swift        | at Eagles      | Sep. 14, 2023 |
| <b>Rushing Average</b>       | 6.3  | D'Andre Swift        | at Eagles      | Sep. 14, 2023 |
| <b>Rushing Touchdowns</b>    | 2    | Jalen Hurts          | at Eagles      | Sep. 14, 2023 |
| <b>Yards From Scrimmage</b>  | 215  | Keenan Allen         | vs. Chargers   | Sep. 24, 2023 |
| <b>Combined Net Yards</b>    | 215  | Keenan Allen         | vs. Chargers   | Sep. 24, 2023 |
| <b>Interceptions Made</b>    | 1    | Kentavious Street    | at Falcons     | Nov. 5, 2023  |
|                              |      | Charvarius Ward      | vs. 49ers      | Oct. 23, 2023 |
|                              |      | Tremaine Edmunds     | at Bears       | Oct. 15, 2023 |
|                              |      | Sam Franklin Jr.     | at Panthers    | Oct. 1, 2023  |
|                              |      | Kamu Grugier-Hill    | at Panthers    | Oct. 1, 2023  |
|                              |      | Kenneth Murray Jr.   | vs. Chargers   | Sep. 24, 2023 |
|                              |      | Christian Izien      | vs. Buccaneers | Sep. 10, 2023 |
| <b>Interceptions Thrown</b>  | 2    | Brock Purdy          | vs. 49ers      | Oct. 23, 2023 |
| <b>INT Return Yards</b>      | 99   | Sam Franklin Jr.     | at Panthers    | Oct. 1, 2023  |
| <b>Tackles</b>               | 14   | De'Vondre Campbell   | at Packers     | Oct. 29, 2023 |
| <b>Sacks</b>                 | 2.0  | Preston Smith        | at Packers     | Oct. 29, 2023 |
| <b>Punts</b>                 | 6    | Jake Camarda         | vs. Buccaneers | Sep. 10, 2023 |
| <b>Punts Inside the 20</b>   | 2    | Bradley Pinion       | at Falcons     | Nov. 5, 2023  |
|                              |      | Johnny Hekker        | at Panthers    | Oct. 1, 2023  |
|                              |      | Arryn Siposs         | at Eagles      | Sep. 14, 2023 |
|                              |      | Jake Camarda         | vs. Buccaneers | Sep. 10, 2023 |
| <b>Punting Average</b>       | 62.0 | Mitch Wishnowsky     | vs. 49ers      | Oct. 23, 2023 |
| <b>Punt Returns</b>          | 4    | Deven Thompkins      | vs. Buccaneers | Sep. 10, 2023 |
| <b>Punt Return Yards</b>     | 35   | Ihmir Smith-Marsette | at Panthers    | Oct. 1, 2023  |
| <b>Kickoff Returns</b>       | 3    | Keisean Nixon        | at Packers     | Oct. 29, 2023 |
|                              |      | Velus Jones Jr.      | at Bears       | Oct. 15, 2023 |
| <b>Kickoff Return Yards</b>  | 90   | Velus Jones Jr.      | at Bears       | Oct. 15, 2023 |
| <b>Field Goals Attempted</b> | 4    | Younghoe Koo         | at Falcons     | Nov. 5, 2023  |
| <b>Field Goals Made</b>      | 4    | Younghoe Koo         | at Falcons     | Nov. 5, 2023  |

### 2023 REGULAR SEASON OPPONENTS LONGEST PLAYS

|   |    |                  |                |               |
|---|----|------------------|----------------|---------------|
| <b>Run From Scrimmage</b>               | 43 | D'Andre Swift    | at Eagles      | Sep. 14, 2023 |
| <b>Touchdown Run</b>                    | 5  | Tyler Allgeier   | at Falcons     | Nov. 5, 2023  |
| <b>Passing Long</b>                     | 63 | Jalen Hurts      | at Eagles      | Sep. 14, 2023 |
| <b>Touchdown Pass Long</b>              | 63 | Jalen Hurts      | at Eagles      | Sep. 14, 2023 |
| <b>Pass Reception</b>                   | 63 | DeVonta Smith    | at Eagles      | Sep. 14, 2023 |
| <b>Touchdown Reception</b>              | 63 | DeVonta Smith    | at Eagles      | Sep. 14, 2023 |
| <b>Interception Return</b>              | 99 | Sam Franklin Jr. | at Panthers    | Oct. 1, 2023  |
| <b>Longest INT Return for TD</b>        | 99 | Sam Franklin Jr. | at Panthers    | Oct. 1, 2023  |
| <b>Longest Opponent's Fumble Return</b> | 19 | Lorenzo Carter   | at Falcons     | Nov. 5, 2023  |
| <b>Punt Return</b>                      | 16 | Deven Thompkins  | vs. Buccaneers | Sep. 10, 2023 |



# OPPONENTS INDIVIDUAL SINGLE-GAME HIGHS

|                           |    |                 |                |               |
|---------------------------|----|-----------------|----------------|---------------|
| <b>Kickoff Return</b>     | 37 | Velus Jones Jr. | at Bears       | Oct. 15, 2023 |
| <b>Punt</b>               | 63 | Jake Camarda    | vs. Buccaneers | Sep. 10, 2023 |
| <b>Field Goal</b>         | 61 | Jake Elliott    | at Eagles      | Sep. 14, 2023 |
| <b>Field Goal Attempt</b> | 61 | Jake Elliott    | at Eagles      | Sep. 14, 2023 |

# SINGLE-GAME HIGHS - VIKINGS AND OPPONENT

## 2023 REGULAR SEASON INDIVIDUAL SINGLE-GAME HIGHS

| SCORING          |                     |   |       |
|------------------|---------------------|---|-------|
| POINTS           | <i>(non kicker)</i> |   |       |
|                  | <b>Vikings:</b>     | 12 3 times (Last: Jordan Addison vs. SF)      | 10/23 |
|                  | <b>Opponents:</b>   | 12 3 times (Last: Christian McCaffrey vs. SF) | 10/23 |
| LONGEST TD       | <b>Vikings:</b>     | 62 Jordan Addison at Philadelphia             | 09/14 |
|                  | <b>Opponents:</b>   | 63 DeVonta Smith at Philadelphia              | 09/14 |
| RUSHING          |                     |   |       |
| ATTEMPTS         | <b>Vikings:</b>     | 20 Alexander Mattison vs. L.A. Chargers       | 09/24 |
|                  | <b>Opponents:</b>   | 28 D'Andre Swift at Philadelphia              | 09/14 |
| YARDS            | <b>Vikings:</b>     | 95 Alexander Mattison at Carolina             | 10/01 |
|                  | <b>Opponents:</b>   | 175 D'Andre Swift at Philadelphia             | 09/14 |
| LONGEST, NO TD   | <b>Vikings:</b>     | 22 Joshua Dobbs at Atlanta                    | 11/05 |
|                  | <b>Opponents:</b>   | 43 D'Andre Swift at Philadelphia              | 09/14 |
| TOUCHDOWNS       | <b>Vikings:</b>     | 1 2 times (Last: Joshua Dobbs at ATL)         | 11/05 |
|                  | <b>Opponents:</b>   | 2 Jalen Hurts at Philadelphia                 | 09/14 |
| LONGEST TD       | <b>Vikings:</b>     | 18 Joshua Dobbs at Atlanta                    | 11/05 |
|                  | <b>Opponents:</b>   | 5 Tyler Allgeier at Atlanta                   | 11/05 |
| PASSING          |                     |   |       |
| ATTEMPTS         | <b>Vikings:</b>     | 50 Kirk Cousins vs. L.A. Chargers             | 09/24 |
|                  | <b>Opponents:</b>   | 47 Justin Herbert vs. L.A. Chargers           | 09/24 |
| COMPLETIONS      | <b>Vikings:</b>     | 35 Kirk Cousins vs. San Francisco             | 10/23 |
|                  | <b>Opponents:</b>   | 40 Justin Herbert vs. L.A. Chargers           | 09/24 |
| YARDS            | <b>Vikings:</b>     | 378 Kirk Cousins vs. San Francisco            | 10/23 |
|                  | <b>Opponents:</b>   | 405 Justin Herbert vs. L.A. Chargers          | 09/24 |
| COMPLETIONS PCT. | <b>Vikings:</b>     | 83.3 Jaren Hall at Atlanta                    | 11/05 |
|                  | <b>Opponents:</b>   | 100 Keenan Allen vs. L.A. Chargers            | 09/24 |
| LONGEST, NO TD   | <b>Vikings:</b>     | 47 Jaren Hall at Atlanta                      | 11/05 |
|                  | <b>Opponents:</b>   | 54 Jalen Hurts at Philadelphia                | 09/14 |
| PASSER RATING    | <b>Vikings:</b>     | 125.6 Kirk Cousins at Philadelphia            | 09/14 |
|                  | <b>Opponents:</b>   | 158.3 Keenan Allen vs. L.A. Chargers          | 09/24 |
| TOUCHDOWNS       | <b>Vikings:</b>     | 4 Kirk Cousins at Philadelphia                | 09/14 |
|                  | <b>Opponents:</b>   | 3 Justin Herbert vs. L.A. Chargers            | 09/24 |
| LONGEST TD       | <b>Vikings:</b>     | 62 Kirk Cousins at Philadelphia               | 09/14 |
|                  | <b>Opponents:</b>   | 63 Jalen Hurts at Philadelphia                | 09/14 |
| INTERCEPTIONS    | <b>Vikings:</b>     | 2 Kirk Cousins at Carolina                    | 10/01 |
|                  | <b>Opponents:</b>   | 2 Brock Purdy vs. San Francisco               | 10/23 |
| RECEIVING        |                     |   |       |
| RECEPTIONS       | <b>Vikings:</b>     | 11 2 times (Last: T.J. Hockenson vs. SF)      | 10/23 |

| YARDS           | <b>Opponents:</b> | 18 Keenan Allen vs. L.A. Chargers          | 09/24 |
|-----------------|-------------------|--|-------|
|                 | <b>Vikings:</b>   | 159 Justin Jefferson at Philadelphia       | 09/14 |
| LONGEST, NO TD  | <b>Opponents:</b> | 215 Keenan Allen vs. L.A. Chargers         | 09/24 |
|                 | <b>Vikings:</b>   | 47 Alexander Mattison at Atlanta           | 11/05 |
| TOUCHDOWNS      | <b>Opponents:</b> | 54 DeVonta Smith at Philadelphia           | 09/14 |
|                 | <b>Vikings:</b>   | 2 3 times (Last: Jordan Addison vs. SF)    | 10/23 |
| LONGEST TD      | <b>Opponents:</b> | 2 Donald Parham Jr. vs. L.A. Chargers      | 09/24 |
|                 | <b>Vikings:</b>   | 62 Jordan Addison at Philadelphia          | 09/14 |
|                 | <b>Opponents:</b> | 63 DeVonta Smith at Philadelphia           | 09/14 |
| INTERCEPTIONS   |                   |  |       |
| INTERCEPTIONS   | <b>Vikings:</b>   | 2 Camryn Bynum vs. San Francisco           | 10/23 |
|                 | <b>Opponents:</b> | 1 6 times (Last: Kentavious Street at ATL) | 11/05 |
| YARDS           | <b>Vikings:</b>   | 43 Josh Metellus at Green Bay              | 10/29 |
|                 | <b>Opponents:</b> | 99 Sam Franklin Jr. at Carolina            | 10/01 |
| LONGEST         | <b>Vikings:</b>   | 43 Josh Metellus at Green Bay              | 10/29 |
|                 | <b>Opponents:</b> | 99 Sam Franklin Jr. at Carolina            | 10/01 |
| TOUCHDOWNS      | <b>Vikings:</b>   | None                                       |       |
|                 | <b>Opponents:</b> | 1 Sam Franklin Jr. at Carolina             | 10/01 |
| PUNT RETURNS    |                   |  |       |
| RETURNS         | <b>Vikings:</b>   | 4 Brandon Powell vs. Tampa Bay             | 09/10 |
|                 | <b>Opponents:</b> | 4 Deven Thompkins vs. Tampa Bay            | 09/10 |
| FAIR CATCHES    | <b>Vikings:</b>   | 2 2 times (Last: Brandon Powell at ATL)    | 11/05 |
|                 | <b>Opponents:</b> | 2 Trent Taylor at Chicago                  | 10/15 |
| YARDS           | <b>Vikings:</b>   | 34 Brandon Powell at Green Bay             | 10/29 |
|                 | <b>Opponents:</b> | 35 Ihmir Smith-Marsette at Carolina        | 10/01 |
| LONGEST         | <b>Vikings:</b>   | 24 Brandon Powell at Atlanta               | 11/05 |
|                 | <b>Opponents:</b> | 16 Deven Thompkins vs. Tampa Bay           | 09/10 |
| TOUCHDOWNS      | <b>Vikings:</b>   | None                                       |       |
|                 | <b>Opponents:</b> | None                                       |       |
| KICKOFF RETURNS |                   |  |       |
| RETURNS         | <b>Vikings:</b>   | 2 2 times (Last: Kene Nwangwu vs. SF)      | 10/23 |
|                 | <b>Opponents:</b> | 3 2 times (Last: Keisean Nixon at GB)      | 10/29 |
| YARDS           | <b>Vikings:</b>   | 55 Ty Chandler at Carolina                 | 10/01 |
|                 | <b>Opponents:</b> | 90 Velus Jones Jr. at Chicago              | 10/15 |
| LONGEST         | <b>Vikings:</b>   | 33 Ty Chandler at Carolina                 | 10/01 |
|                 | <b>Opponents:</b> | 37 Velus Jones Jr. at Chicago              | 10/15 |
| TOUCHDOWNS      | <b>Vikings:</b>   | None                                       |       |
|                 | <b>Opponents:</b> | None                                       |       |

# WEEK-BY-WEEK LEADERS

| 2023 REGULAR SEASON MINNESOTA VIKINGS WEEK-BY-WEEK LEADERS<br>(THROUGH WEEK 9) |             |   |          |                    |          |                     |          |                     |          |  |          |                 |          |                           |          |                           |          |   |          |                           |          |                   |          |                    |          |
|--|-------------|---|----------|--------------------|----------|---------------------|----------|---------------------|----------|--|----------|-----------------|----------|---------------------------|----------|---------------------------|----------|---|----------|---------------------------|----------|-------------------|----------|--------------------|----------|
| DATE   | OPPONENT    | SCORING   |          | RUSHING YARDS      |          | RECEPTIONS          |          | RECEIVING YARDS     |          | TACKLES                                |          | SOLO TACKLES    |          | SACKS                     |          | INTERCEPTIONS             |          | FORCED FUMBLES                                |          | RECOVERED FUMBLES         |          | PASSING YARDS     |          | CARRIES            |          |
|  |             | PLAYER  | NO.      | PLAYER             | NO.      | PLAYER              | NO.      | PLAYER              | NO.      | PLAYER                                 | NO.      | PLAYER          | NO.      | PLAYER                    | NO.      | PLAYER                    | NO.      | PLAYER  | NO.      | PLAYER                    | NO.      | PLAYER            | NO.      | PLAYER             | NO.      |
| Sep. 10  | Buccaneers  | A. Mattison<br>J. Addison                           | 6        | A. Mattison        | 34       | J. Jefferson        | 9        | J. Jefferson        | 150      | C. Bynum                               | 10       | I. Pace Jr.     | 6        | D. Hunter                 | 1.0      | --                        | --       | --  | --       | K. Cousins                | 344      | A. Mattison       | 11       |                    |          |
| Sep. 14  | at Eagles   | T. Hockenson  | 12       | A. Mattison        | 28       | J. Jefferson        | 11       | J. Jefferson        | 159      | C. Bynum                               | 15       | J. Hicks        | 8        | D. Hunter                 | 3.0      | T. Jackson                | 1        | --  | --       | K. Cousins                | 364      | A. Mattison       | 8        |                    |          |
| Sep. 24  | Chargers    | J. Jefferson<br>K. Osborn<br>J. Oliver<br>G. Joseph | 6        | A. Mattison        | 93       | T. Hockenson        | 8        | J. Jefferson        | 149      | A. Evans                               | 11       | B. Murphy Jr.   | 9        | D. Hunter                 | 1.0      | --                        | --       | A. Evans<br>J. Hicks<br>D. Hunter<br>H. Smith | 1        | J. Hicks                  | 1        | K. Cousins        | 367      | A. Mattison        | 20       |
| Oct. 1   | at Panthers | J. Jefferson  | 12       | A. Mattison        | 95       | J. Jefferson        | 6        | J. Jefferson        | 85       | H. Smith                               | 14       | C. Bynum        | 9        | H. Smith                  | 3.0      | --                        | --       | H. Smith<br>C. Bynum                          | 1        | D. Wonnum                 | 1        | K. Cousins        | 139      | A. Mattison        | 17       |
| Oct. 8   | Chiefs      | G. Joseph   | 8        | A. Mattison        | 26       | J. Addison          | 6        | J. Addison          | 64       | J. Hicks<br>H. Smith                   | 10       | C. Bynum        | 7        | M. Davenport<br>D. Hunter | 1.0      | --                        | --       | --  | --       | K. Cousins                | 284      | A. Mattison       | 8        |                    |          |
| Oct. 15  | at Bears    | G. Joseph   | 7        | A. Mattison        | 44       | T. Hockenson        | 6        | T. Hockenson        | 50       | J. Hicks                               | 10       | C. Bynum        | 9        | D. Hunter                 | 2.0      | J. Hicks<br>B. Murphy Jr. | 1        | A. Evans<br>J. Metellus                       | 1        | J. Hicks<br>B. Murphy Jr. | 1        | K. Cousins        | 181      | A. Mattison        | 18       |
| Oct. 23  | 49ers       | J. Addison  | 12       | A. Mattison        | 39       | T. Hockenson        | 11       | J. Addison          | 123      | C. Bynum                               | 9        | C. Bynum        | 7        | D. Hunter                 | 1.0      | C. Bynum                  | 2        | H. Smith                                      | 1        | D. Lowry                  | 1        | K. Cousins        | 378      | C. Akers           | 10       |
| Oct. 29  | at Packers  | C. Akers<br>T. Hockenson<br>J. Addison<br>G. Joseph | 6        | A. Mattison        | 31       | K. Osborn           | 8        | K. Osborn           | 99       | J. Metellus<br>J. Hicks<br>H. Phillips | 8        | C. Bynum        | 6        | D. Wonnum                 | 2.0      | J. Metellus               | 1        | D. Hunter                                     | 2        | --                        | --       | K. Cousins        | 274      | A. Mattison        | 16       |
| Nov. 5   | at Falcons  | G. Joseph   | 11       | J. Dobbs           | 66       | T. Hockenson        | 7        | T. Hockenson        | 69       | J. Hicks                               | 11       | J. Hicks        | 9        | J. Hicks                  | 1.0      | B. Murphy Jr.             | 1        | A. Evans                                      | 1        | J. Metellus               | 1        | J. Dobbs          | 158      | A. Mattison        | 16       |
| Nov. 12  | Saints      | --  | --       | --                 | --       | --                  | --       | --                  | --       | --                                     | --       | --              | --       | --                        | --       | --                        | --       | --  | --       | --                        | --       | --                | --       | --                 |          |
| Nov. 19  | at Broncos  | --  | --       | --                 | --       | --                  | --       | --                  | --       | --                                     | --       | --              | --       | --                        | --       | --                        | --       | --  | --       | --                        | --       | --                | --       | --                 |          |
| Nov. 27  | Bears       | --  | --       | --                 | --       | --                  | --       | --                  | --       | --                                     | --       | --              | --       | --                        | --       | --                        | --       | --  | --       | --                        | --       | --                | --       | --                 |          |
| Dec. 10  | at Raiders  | --  | --       | --                 | --       | --                  | --       | --                  | --       | --                                     | --       | --              | --       | --                        | --       | --                        | --       | --  | --       | --                        | --       | --                | --       | --                 |          |
| Dec. 16  | at Bengals  | --  | --       | --                 | --       | --                  | --       | --                  | --       | --                                     | --       | --              | --       | --                        | --       | --                        | --       | --  | --       | --                        | --       | --                | --       | --                 |          |
| Dec. 24  | Lions       | --  | --       | --                 | --       | --                  | --       | --                  | --       | --                                     | --       | --              | --       | --                        | --       | --                        | --       | --  | --       | --                        | --       | --                | --       | --                 |          |
| Dec. 31  | Packers     | --  | --       | --                 | --       | --                  | --       | --                  | --       | --                                     | --       | --              | --       | --                        | --       | --                        | --       | --  | --       | --                        | --       | --                | --       | --                 |          |
| Jan. 7   | at Lions    | --  | --       | --                 | --       | --                  | --       | --                  | --       | --                                     | --       | --              | --       | --                        | --       | --                        | --       | --  | --       | --                        | --       | --                | --       | --                 |          |
| <b>MOST TIMES LED<br/>(INCLUDING TIES)</b>                                     |             | <b>G. JOSEPH</b>                                    | <b>5</b> | <b>A. MATTISON</b> | <b>8</b> | <b>T. HOCKENSON</b> | <b>4</b> | <b>J. JEFFERSON</b> | <b>4</b> | <b>J. HICKS</b>                        | <b>4</b> | <b>C. BYNUM</b> | <b>5</b> | <b>D. HUNTER</b>          | <b>6</b> | <b>B. MURPHY JR.</b>      | <b>2</b> | <b>A. EVANS</b><br><b>H. SMITH</b>            | <b>3</b> | <b>J. HICKS</b>           | <b>2</b> | <b>K. COUSINS</b> | <b>8</b> | <b>A. MATTISON</b> | <b>8</b> |

# LONGEST/SHORTEST

## LONGEST DRIVE

|                                    |                                    |                               |
|------------------------------------|------------------------------------|-------------------------------|
| <b>Most Plays (Vikings)</b> .....  | 16 plays vs. Tampa Bay (09/10)     | 75 yards, 7:24, Touchdown     |
| <b>Most Plays (Opponent)</b> ..... | 16 plays vs. Tampa Bay (09/10)     | 75 yards, 8:59, Touchdown     |
|                                    | 16 plays at Philadelphia (09/14)   | 75 yards, 7:55, Touchdown     |
| <b>Most Yards (Vikings)</b> .....  | 89 yards vs. San Francisco (10/23) | 10 plays, 6:06, Touchdown     |
| <b>Most Yards (Opponent)</b> ..... | 81 yards at Green Bay (10/29)      | 14 plays, 5:09, Touchdown     |
| <b>Most Time (Vikings)</b> .....   | 7:24 vs. Tampa Bay (09/10)         | 16 plays, 75 yards, Touchdown |
| <b>Most Time (Opponent)</b> .....  | 8:59 vs. Tampa Bay (09/10)         | 16 plays, 75 yards, Touchdown |

## LONGEST TOUCHDOWN DRIVE

|                                    |                                    |                    |
|------------------------------------|------------------------------------|--------------------|
| <b>Most Plays (Vikings)</b> .....  | 16 plays vs. Tampa Bay (09/10)     | 75 yards, 7:24     |
| <b>Most Plays (Opponent)</b> ..... | 16 plays vs. Tampa Bay (09/10)     | 75 yards, 8:59     |
|                                    | 16 plays at Philadelphia (09/14)   | 75 yards, 7:55     |
| <b>Most Yards (Vikings)</b> .....  | 89 yards vs. San Francisco (10/23) | 10 plays, 6:06     |
| <b>Most Yards (Opponent)</b> ..... | 81 yards at Green Bay (10/29)      | 14 plays, 5:09     |
| <b>Most Time (Vikings)</b> .....   | 7:24 vs. Tampa Bay (09/10)         | 16 plays, 75 yards |
| <b>Most Time (Opponent)</b> .....  | 8:59 vs. Tampa Bay (09/10)         | 16 plays, 75 yards |

## LONGEST FIELD GOAL DRIVE

|                                    |                                    |                    |
|------------------------------------|------------------------------------|--------------------|
| <b>Most Plays (Vikings)</b> .....  | 14 plays vs. Kansas City (10/08)   | 53 yards, 5:58     |
| <b>Most Plays (Opponent)</b> ..... | 15 plays at Carolina (10/01)       | 61 yards, 8:26     |
| <b>Most Yards (Vikings)</b> .....  | 77 yards vs. San Francisco (10/23) | 11 plays, 4:46     |
| <b>Most Yards (Opponent)</b> ..... | 73 yards at Green Bay (10/29)      | 14 plays, 4:56     |
| <b>Most Time (Vikings)</b> .....   | 7:20 vs. San Francisco (10/23)     | 13 plays, 67 yards |
| <b>Most Time (Opponent)</b> .....  | 8:26 at Carolina (10/01)           | 15 plays, 61 yards |

## SHORTEST TOUCHDOWN DRIVE

|                                       |                                 |                   |
|---------------------------------------|---------------------------------|-------------------|
| <b>Fewest Plays (Vikings)</b> .....   | 1 plays at Green Bay (10/29)    | 20 yards, 0:05    |
| <b>Fewest Plays (Opponent)</b> .....  | 2 plays at Philadelphia (09/14) | 7 yards, 0:33     |
| <b>Fewest Yards (Vikings)</b> .....   | 20 yards at Green Bay (10/29)   | 1 plays, 0:05     |
| <b>Fewest Yards (Opponent)</b> .....  | 7 yards at Philadelphia (09/14) | 2 plays, 0:33     |
| <b>Shortest Time (Vikings)</b> .....  | 0:05 at Green Bay (10/29)       | 1 plays, 20 yards |
| <b>Shortest Time (Opponent)</b> ..... | 0:33 at Philadelphia (09/14)    | 2 plays, 7 yards  |

## SHORTEST FIELD GOAL DRIVE

|                                       |                               |                   |
|---------------------------------------|-------------------------------|-------------------|
| <b>Fewest Plays (Vikings)</b> .....   | 5 plays at Atlanta (11/05)    | 11 yards, 2:54    |
| <b>Fewest Plays (Opponent)</b> .....  | 4 plays vs. Tampa Bay (09/10) | 0 yards, 1:35     |
|                                       | 4 plays at Carolina (10/01)   | 18 yards, 0:34    |
|                                       | 4 plays at Atlanta (11/05)    | -4 yards, 2:01    |
|                                       | 4 plays at Atlanta (11/05)    | -6 yards, 1:32    |
| <b>Fewest Yards (Vikings)</b> .....   | 11 yards at Atlanta (11/05)   | 5 plays, 2:54     |
| <b>Fewest Yards (Opponent)</b> .....  | -6 yards at Atlanta (11/05)   | 4 plays, 1:32     |
| <b>Shortest Time (Vikings)</b> .....  | 2:54 at Atlanta (11/05)       | 5 plays, 11 yards |
| <b>Shortest Time (Opponent)</b> ..... | 0:34 at Philadelphia (09/14)  | 6 plays, 37 yards |
|                                       | 0:34 at Carolina (10/01)      | 4 plays, 18 yards |

## COMPLETIONS BY DISTANCE

### 2023 REGULAR SEASON

| DATE                 | OPPONENT        | QUARTERBACK | LOSS     | 0-9             | 10-19         | 20-29         | 30-39        | 40-49    | 50+          |
|----------------------|-----------------|-------------|----------|-----------------|---------------|---------------|--------------|----------|--------------|
| Sep. 10              | Tampa Bay       | Cousins     | 2        | 19 (1)          | 7             | 2             | 2 (1)        | 1        | --           |
| Sep. 14              | at Philadelphia | Cousins     | 1        | 14 (2)          | 10 (1)        | 4             | 1            | --       | 1 (1)        |
| Sep. 24              | L.A. Chargers   | Cousins     | --       | 21 (1)          | 4             | 3             | 3 (1)        | --       | 1 (1)        |
| Oct. 1               | at Carolina     | Cousins     | --       | 7 (1)           | 3             | 1             | 1 (1)        | --       | --           |
| Oct. 8               | Kansas City     | Cousins     | 1        | 13 (2)          | 12            | 3             | --           | --       | --           |
| Oct. 15              | at Chicago      | Cousins     | --       | 13              | 6 (1)         | 2             | --           | --       | --           |
| Oct. 23              | San Francisco   | Cousins     | 1        | 18              | 11            | 3 (1)         | 1            | --       | 1 (1)        |
| Oct. 29              | at Green Bay    | Cousins     | --       | 9 (1)           | 8             | 5 (1)         | 1            | --       | --           |
|                      |                 | Hall        | --       | 2               | 1             | --            | --           | --       | --           |
| Nov. 5               | at Atlanta      | Hall        | --       | 3               | 1             | --            | --           | 1        | --           |
|                      |                 | Dobbs       | 2        | 13 (2)          | 1             | 4             | --           | --       | --           |
| Nov. 12              | New Orleans     | --          | --       | --              | --            | --            | --           | --       | --           |
| Nov. 19              | at Denver       | --          | --       | --              | --            | --            | --           | --       | --           |
| Nov. 27              | Chicago         | --          | --       | --              | --            | --            | --           | --       | --           |
| Dec. 10              | at Las Vegas    | --          | --       | --              | --            | --            | --           | --       | --           |
| Dec. 16              | at Cincinnati   | --          | --       | --              | --            | --            | --           | --       | --           |
| Dec. 24              | Detroit         | --          | --       | --              | --            | --            | --           | --       | --           |
| Dec. 31              | Green Bay       | --          | --       | --              | --            | --            | --           | --       | --           |
| Jan. 7               | at Detroit      | --          | --       | --              | --            | --            | --           | --       | --           |
| <b>PLAYER TOTALS</b> |                 | Cousins     | 5        | 114 (8)         | 61 (2)        | 23 (2)        | 9 (3)        | 1        | 3 (3)        |
|                      |                 | Hall        | --       | 5               | 2             | --            | --           | 1        | --           |
|                      |                 | Dobbs       | 2        | 13 (2)          | 1             | 4             | --           | --       | --           |
| <b>TEAM TOTALS</b>   |                 |             | <b>7</b> | <b>132 (10)</b> | <b>64 (2)</b> | <b>27 (2)</b> | <b>9 (3)</b> | <b>2</b> | <b>3 (3)</b> |

# BIG PASS PLAYS (20+ YARDS)

| 2023 REGULAR SEASON - BIG PASS PLAYS (20+ YARDS) |                 |                                 |  |            |             |              |
|--|-----------------|---------------------------------|--|------------|-------------|--------------|
| DATE   | OPPONENT        | QTR                             | VIKINGS PLAYER                             | YDS.       | DOWN        | RESULT       |
| 09/10  | Tampa Bay       | 1                               | Kirk Cousins -> Justin Jefferson           | 30         | 2-9-MIN 25  | Fumble       |
|  |                 | 2                               | Kirk Cousins -> Justin Jefferson           | 25         | 1-10-MIN 17 | Touchdown    |
|  |                 | 2                               | <b>Kirk Cousins -&gt; Jordan Addison</b>   | <b>39T</b> | 3-11-TB 39  | Touchdown    |
|  |                 | 2                               | Kirk Cousins -> Justin Jefferson           | 22         | 3-1-TB 41   | Field Goal   |
|  |                 | 2                               | Kirk Cousins -> Justin Jefferson           | 42         | 1-10-MIN 36 | Interception |
| 09/14  | at Philadelphia | 2                               | Kirk Cousins -> T.J. Hockenson             | 24         | 3-9-PHI 41  | Touchdown    |
|  |                 | 2                               | Kirk Cousins -> Justin Jefferson           | 30         | 2-10-PHI 31 | Fumble       |
|  |                 | 3                               | <b>Kirk Cousins -&gt; Jordan Addison</b>   | <b>62T</b> | 3-10-MIN 38 | Touchdown    |
|  |                 | 4                               | Kirk Cousins -> Justin Jefferson           | 23         | 3-3-MIN 21  | Touchdown    |
|  |                 | 4                               | Kirk Cousins -> Justin Jefferson           | 22         | 2-4- 50     | Touchdown    |
|  |                 | 4                               | Kirk Cousins -> Justin Jefferson           | 20         | 2-5-PHI 25  | Touchdown    |
| 09/24  | L.A. Chargers   | 2                               | Kirk Cousins -> Justin Jefferson           | 21         | 2-2-MIN 33  | Touchdown    |
|  |                 | 2                               | Kirk Cousins -> Justin Jefferson           | 34         | 1-10-LAC 46 | Touchdown    |
|  |                 | 2                               | Kirk Cousins -> Justin Jefferson           | 25         | 1-20-LAC 35 | Field Goal   |
|  |                 | 3                               | Kirk Cousins -> T.J. Hockenson             | 21         | 1-10-MIN 25 | Touchdown    |
|  |                 | 3                               | <b>Kirk Cousins -&gt; K.J. Osborn</b>      | <b>36T</b> | 4-6-LAC 36  | Touchdown    |
|  |                 | 4                               | <b>Kirk Cousins -&gt; Justin Jefferson</b> | <b>52T</b> | 2-14-MIN 48 | Touchdown    |
| 10/01  | at Carolina     | 2                               | Kirk Cousins -> Justin Jefferson           | 22         | 1-10-CAR 35 | Touchdown    |
|  |                 | 3                               | <b>Kirk Cousins -&gt; Justin Jefferson</b> | <b>30T</b> | 2-1-CAR 30  | Touchdown    |
| 10/08  | Kansas City     | 4                               | Kirk Cousins -> K.J. Osborn                | 27         | 2-5-KC 49   | Downs        |
|  |                 | 4                               | Kirk Cousins -> Brandon Powell             | 26         | 2-10-MIN 31 | End Game     |
| 10/15  | at Chicago      | 2                               | Kirk Cousins -> K.J. Osborn                | 21         | 2-8-MIN 27  | Field Goal   |
|  |                 | 2                               | Kirk Cousins -> T.J. Hockenson             | 21         | 1-10-MIN 38 | Touchdown    |
| 10/23  | San Francisco   | 1                               | Kirk Cousins -> T.J. Hockenson             | 22         | 1-10- 50    | Touchdown    |
|  |                 | 1                               | <b>Kirk Cousins -&gt; Jordan Addison</b>   | <b>20T</b> | 3-2-SF 20   | Touchdown    |
|  |                 | 2                               | Kirk Cousins -> Cam Akers                  | 30         | 3-10-SF 32  | Field Goal   |
|  |                 | 2                               | <b>Kirk Cousins -&gt; Jordan Addison</b>   | <b>60T</b> | 3-6-MIN 40  | Touchdown    |
| 10/29  | at Green Bay    | 3                               | Kirk Cousins -> Brandon Powell             | 27         | 2-10-SF 45  | Field Goal   |
|  |                 | 1                               | Kirk Cousins -> T.J. Hockenson             | 23         | 3-1-GB 27   | Touchdown    |
|  |                 | 2                               | Kirk Cousins -> K.J. Osborn                | 21         | 3-8-MIN 27  | Field Goal   |
|  |                 | 2                               | Kirk Cousins -> Jordan Addison             | 20         | 1-10-MIN 48 | Field Goal   |
|  |                 | 3                               | Kirk Cousins -> K.J. Osborn                | 32         | 3-9-MIN 26  | Touchdown    |
| 11/05  | at Atlanta      | 3                               | <b>Kirk Cousins -&gt; Jordan Addison</b>   | <b>20T</b> | 1-10-GB 20  | Touchdown    |
|  |                 | 4                               | Kirk Cousins -> T.J. Hockenson             | 20         | 1-10-MIN 45 | Blocked FG   |
|  |                 | 1                               | Jaren Hall -> Alexander Mattison           | 47         | 2-14-MIN 39 | Field Goal   |
|  |                 | 2                               | Joshua Dobbs -> Jordan Addison             | 22         | 3-11-ATL 35 | Touchdown    |
| 11/19  | at Denver       | 3                               | Joshua Dobbs -> T.J. Hockenson             | 29         | 2-11-MIN 24 | Field Goal   |
|  |                 | 4                               | Joshua Dobbs -> Jordan Addison             | 24         | 1-10-MIN 39 | Touchdown    |
|  |                 | --                              | --   | --         | --          | --           |
|  |                 | --                              | --   | --         | --          | --           |
| 11/27  | Chicago         | --                              | --   | --         | --          | --           |
| 12/10  | at Las Vegas    | --                              | --   | --         | --          | --           |
| 12/16  | at Cincinnati   | --                              | --   | --         | --          | --           |
| 12/24  | Detroit         | --                              | --   | --         | --          | --           |
| 12/31  | Green Bay       | --                              | --   | --         | --          | --           |
| 01/07  | at Detroit      | --                              | --   | --         | --          | --           |
| <b>TOTALS</b>                                    |                 | <b>38 - 1,092 (28.7), 8 TDS</b> |  |            |             |              |

# BIG PLAYS: RUSH 10+, RECEPTIONS 20+, RETURNS 30+

| DATE  | OPPONENT        | RUSHES |                    |     |            | RECEPTIONS |                    |     |            | RETURNS |                        |     |        |
|-------|-----------------|--------|--------------------|-----|------------|------------|--------------------|-----|------------|---------|------------------------|-----|--------|
|       |                 | GAIN   | PLAYER             | QTR | RESULT     | GAIN       | PLAYER             | QTR | RESULT     | GAIN    | PLAYER                 | QTR | RESULT |
| 09/10 | Tampa Bay       |        |                    |     |            | 30         | Justin Jefferson   | 1   | Fumble     |         |                        |     |        |
|       |                 |        |                    |     |            | 25         | Justin Jefferson   | 2'  | TD         |         |                        |     |        |
|       |                 |        |                    |     |            | 39t        | Jordan Addison     | 2'  | TD         |         |                        |     |        |
|       |                 |        |                    |     |            | 22         | Justin Jefferson   | 2   | FG         |         |                        |     |        |
|       |                 |        |                    |     |            | 42         | Justin Jefferson   | 2   | INT        |         |                        |     |        |
| 09/14 | at Philadelphia |        |                    |     |            | 24         | T.J. Hockenson     | 2   | TD         |         |                        |     |        |
|       |                 |        |                    |     |            | 30         | Justin Jefferson   | 2   | Fumble     |         |                        |     |        |
|       |                 |        |                    |     |            | 62t        | Jordan Addison     | 3   | TD         |         |                        |     |        |
|       |                 |        |                    |     |            | 23         | Justin Jefferson   | 4'  | TD         |         |                        |     |        |
|       |                 |        |                    |     |            | 22         | Justin Jefferson   | 4'  | TD         |         |                        |     |        |
| 09/24 | L.A. Chargers   | 13     | Alexander Mattison | 1   | Fumble     | 21         | Justin Jefferson   | 2'  | TD         |         |                        |     |        |
|       |                 | 12     | Ty Chandler        | 1   | Punt       | 34         | Justin Jefferson   | 2'  | TD         |         |                        |     |        |
|       |                 | 15     | Alexander Mattison | 3   | Punt       | 25         | Justin Jefferson   | 2   | FG         |         |                        |     |        |
|       |                 | 10     | Kirk Cousins       | 3   | TD         | 21         | T.J. Hockenson     | 3'  | TD         |         |                        |     |        |
|       |                 | 14     | Alexander Mattison | 3'  | TD         | 36t        | K.J. Osborn        | 3'  | TD         |         |                        |     |        |
| 10/01 | at Carolina     | 10     | Alexander Mattison | 4   | TD         | 52t        | Justin Jefferson   | 4   | TD         |         |                        |     |        |
|       |                 | 12     | Alexander Mattison | 1   | INT        | 22         | Justin Jefferson   | 2   | TD         | 33      | Ty Chandler (KR)       | 2   | TD     |
|       |                 | 13     | Alexander Mattison | 2   | Punt       | 30t        | Justin Jefferson   | 3   | TD         | 51t     | D.J. Wonnum (FR)       | 3   | Fumble |
|       |                 | 17     | Alexander Mattison | 3   | Punt       |            |                    |     |            |         |                        |     |        |
|       |                 | 10     | Cam Akers          | 3   | TD         |            |                    |     |            |         |                        |     |        |
| 10/08 | Kansas City     | 15     | Ty Chandler        | 2   | TD         | 27         | K.J. Osborn        | 4   | Downs      |         |                        |     |        |
|       |                 |        |                    |     |            | 26         | Brandon Powell     | 4   | Game       |         |                        |     |        |
| 10/15 | at Chicago      |        |                    |     |            | 21         | K.J. Osborn        | 2   | FG         | 42t     | Jordan Hicks (FR)      | 3   | Fumble |
|       |                 |        |                    |     |            | 21         | T.J. Hockenson     | 2   | TD         | 37      | Byron Murphy Jr. (INT) | 4   | INT    |
| 10/23 | San Francisco   | 19     | Alexander Mattison | 1   | INT        | 22         | T.J. Hockenson     | 1'  | TD         |         |                        |     |        |
|       |                 | 13     | Alexander Mattison | 1   | TD         | 20t        | Jordan Addison     | 1'  | TD         |         |                        |     |        |
|       |                 | 13     | Cam Akers          | 2   | FG         | 30         | Cam Akers          | 2   | FG         |         |                        |     |        |
|       |                 |        |                    |     |            | 60t        | Jordan Addison     | 2   | TD         |         |                        |     |        |
|       |                 |        |                    |     |            | 27         | Brandon Powell     | 3   | FG         |         |                        |     |        |
| 10/29 | at Green Bay    | 10     | Alexander Mattison | 4   | Blocked FG | 23         | T.J. Hockenson     | 1   | TD         | 43      | Josh Metellus (INT)    | 3   | INT    |
|       |                 |        |                    |     |            | 21         | K.J. Osborn        | 2'  | FG         |         |                        |     |        |
|       |                 |        |                    |     |            | 20         | Jordan Addison     | 2'  | FG         |         |                        |     |        |
|       |                 |        |                    |     |            | 32         | K.J. Osborn        | 3   | TD         |         |                        |     |        |
|       |                 |        |                    |     |            | 20t        | Jordan Addison     | 3   | TD         |         |                        |     |        |
| 11/05 | at Atlanta      |        |                    |     |            | 20         | T.J. Hockenson     | 4   | Blocked FG |         |                        |     |        |
|       |                 |        |                    |     |            | 47         | Alexander Mattison | 1   | FG         |         |                        |     |        |
|       |                 |        |                    |     |            | 22         | Jordan Addison     | 2   | TD         |         |                        |     |        |
|       |                 |        |                    |     |            | 29         | T.J. Hockenson     | 3   | FG         |         |                        |     |        |
|       |                 |        |                    |     |            | 24         | Jordan Addison     | 4   | TD         |         |                        |     |        |
| 11/12 | New Orleans     | --     | --                 | --  | --         | --         | --                 | --  | --         | --      | --                     | --  |        |
| 11/19 | at Denver       | --     | --                 | --  | --         | --         | --                 | --  | --         | --      | --                     | --  |        |
| 11/27 | Chicago         | --     | --                 | --  | --         | --         | --                 | --  | --         | --      | --                     | --  |        |
| 12/10 | at Las Vegas    | --     | --                 | --  | --         | --         | --                 | --  | --         | --      | --                     | --  |        |
| TBD   | at Cincinnati   | --     | --                 | --  | --         | --         | --                 | --  | --         | --      | --                     | --  |        |
| 12/24 | Detroit         | --     | --                 | --  | --         | --         | --                 | --  | --         | --      | --                     | --  |        |
| 12/31 | Green Bay       | --     | --                 | --  | --         | --         | --                 | --  | --         | --      | --                     | --  |        |
| TBD   | at Detroit      | --     | --                 | --  | --         | --         | --                 | --  | --         | --      | --                     | --  |        |

' - result within the same drive

## GAME-BY-GAME INACTIVES

### WEEK 1 vs. TAMPA BAY 9/10/2023

| No. | Name               | Position |
|-----|--------------------|----------|
| 0   | Marcus Davenport   | OLB      |
| 16  | Jaren Hall         | 3rd QB   |
| 34  | Nick Muse          | TE       |
| 55  | Andre Carter II    | OLB      |
| 76  | David Quessenberry | T        |
| 93  | Jaquelin Roy       | DL       |

### WEEK 5 vs. KANSAS CITY 10/8/23

| No. | Name            | Position |
|-----|-----------------|----------|
| 6   | Lewis Cine      | S        |
| 12  | Nick Mullens    | QB       |
| 34  | Nick Muse       | TE       |
| 55  | Andre Carter II | OLB      |
| 78  | Hakeem Adeniji  | T        |
| 95  | Khyiris Tonga   | DL       |

### WEEK 2 @ PHILADELPHIA 9/14/2023

| No. | Name             | Position |
|-----|------------------|----------|
| 16  | Jaren Hall       | 3rd QB   |
| 34  | Nick Muse        | TE       |
| 55  | Andre Carter II  | OLB      |
| 56  | Garrett Bradbury | C        |
| 93  | Jaquelin Roy     | DL       |

### WEEK 6 @ CHICAGO 10/15/23

| No. | Name            | Position |
|-----|-----------------|----------|
| 6   | Lewis Cine      | S        |
| 34  | Nick Muse       | TE       |
| 55  | Andre Carter II | OLB      |
| 78  | Hakeem Adeniji  | T        |
| 95  | Khyiris Tonga   | DL       |

### WEEK 3 vs. LOS ANGELES CHARGERS 9/24/2023

| No. | Name             | Position |
|-----|------------------|----------|
| 0   | Marcus Davenport | OLB      |
| 16  | Jaren Hall       | 3rd QB   |
| 31  | Cam Akers        | RB       |
| 34  | Nick Muse        | TE       |
| 56  | Garrett Bradbury | C        |
| 95  | Khyiris Tonga    | DL       |

### WEEK 7 vs. SAN FRANCISCO 10/23/23

| No. | Name            | Position |
|-----|-----------------|----------|
| 6   | Lewis Cine      | S        |
| 11  | Najee Thompson  | CB       |
| 34  | Nick Muse       | TE       |
| 55  | Andre Carter II | OLB      |
| 72  | Ezra Cleveland  | G        |
| 78  | Hakeem Adeniji  | T        |

### WEEK 4 @ CAROLINA 10/1/2023

| No. | Name             | Position |
|-----|------------------|----------|
| 6   | Lewis Cine       | S        |
| 16  | Jaren Hall       | 3rd QB   |
| 34  | Nick Muse        | TE       |
| 56  | Garrett Bradbury | C        |
| 95  | Khyiris Tonga    | DL       |

### WEEK 8 @ GREEN BAY 10/29/23

| No. | Name           | Position |
|-----|----------------|----------|
| 11  | Najee Thompson | CB       |
| 26  | Kene Nwangwu   | RB       |
| 33  | Brian Asamoah  | LB       |
| 34  | Nick Muse      | TE       |
| 72  | Ezra Cleveland | G        |
| 78  | Hakeem Adeniji | T        |



**WEEK 10 @ ATLANTA**  
**11/5/2023**

| <b>No.</b> | <b>Name</b>        | <b>Position</b> |
|------------|--------------------|-----------------|
| 6          | Lewis Cine         | S               |
| 26         | Kene Nwangwu       | RB              |
| 33         | Brian Asamoah      | LB              |
| 34         | Nick Muse          | TE              |
| 71         | Christian Darrisaw | T               |
| 83         | Jalen Nailor       | WR              |
| 94         | Dean Lowry         | DL              |

# THE LAST TIME - REGULAR SEASON

| BY VIKINGS   | PASSING                                  | BY OPPONENT   |
|--|--|---|
| * Never Has Happened *   | <b>500 YARDS PASSING</b>                 | * Never Has Happened *  |
| 45 att., Kirk Cousins vs. San Francisco, Oct. 23, 2023                                 | <b>40+ PASS ATTEMPTS</b>                 | 41 att., Jordan Love @ Green Bay, Oct. 29, 2023                                   |
| 50 att., Kirk Cousins vs. L.A. Chargers, Sep. 24, 2023                                 | <b>50+ PASS ATTEMPTS</b>                 | 57 att., Mike White vs. N.Y. Jets, Dec. 4, 2022                                   |
| 460 yards, Kirk Cousins vs. Indianapolis, Dec. 17, 2022                                | <b>400 YARDS PASSING</b>                 | 405 yards, Justin Herbert vs. L.A. Chargers, Sep. 24, 2023                        |
| 378 yards, Kirk Cousins vs. San Francisco, Oct. 23, 2023                               | <b>300 YARDS PASSING</b>                 | 334 yards, Daniel Jones vs. N.Y. Giants, Dec. 24, 2022                            |
| * Never Has Happened *   | <b>SIX TOUCHDOWN PASSES</b>              | * Never Has Happened *  |
| * Never Has Happened *   | <b>SEVEN TOUCHDOWN PASSES</b>            | * Never Has Happened *  |
| 5 tds, Daunte Culpepper @ New Orleans, Oct. 17, 2004                                   | <b>FIVE+ TOUCHDOWN PASSES</b>            | 5 tds, Jared Goff @ L.A. Rams, Sep. 27, 2018                                      |
| 5 tds, Daunte Culpepper: (1, 43, 16, 9, 1) @ New Orleans, Oct. 17, 2004                | <b>FIVE TOUCHDOWN PASSES</b>             | 5 tds, Jared Goff: (8, 70, 19, 47, 31) @ L.A. Rams, Sep. 27, 2018                 |
| 4 tds, Kirk Cousins: (5, 62, 10, 5) @ Philadelphia, Sep. 14, 2023                      | <b>FOUR TOUCHDOWN PASSES</b>             | 4 tds, Aaron Rodgers: (25, 10, 18, 75) vs. Green Bay, Nov. 21, 2021               |
| 3 tds, Kirk Cousins: (4, 36, 52) vs. L.A. Chargers, Sep. 24, 2023                      | <b>THREE TOUCHDOWN PASSES</b>            | 3 tds, Justin Herbert: (3, 1, 30) vs. L.A. Chargers, Sep. 24, 2023                |
| * Never Has Happened *   | <b>FOUR OR MORE INTERCEPTION GAME</b>    | * Never Has Happened *  |
| 3 ints, Darren Sharper @ N.Y. Giants, Nov. 13, 2005                                    | <b>THREE INTERCEPTION GAME</b>           | 3 ints, Delta O'Neal @ Cincinnati, Sep. 18, 2005                                  |
| 2 ints, Camryn Bynum vs. San Francisco, Oct. 23, 2023                                  | <b>TWO INTERCEPTION GAME</b>             | 2 ints, Darius Slay @ Philadelphia, Sep. 19, 2022                                 |
| * Never Has Happened *   | <b>SEVEN+ INTERCEPTIONS THROWN</b>       | * Never Has Happened *  |
| * Never Has Happened *   | <b>SIX INTERCEPTIONS THROWN</b>          | * Never Has Happened *  |
| 5 ints, Daunte Culpepper @ Cincinnati, Sep. 18, 2005                                   | <b>FIVE INTERCEPTIONS THROWN</b>         | 5 ints, Ryan Fitzpatrick vs. St. Louis, Dec. 11, 2005                             |
| 4 ints, Matt Cassel vs. New England, Sep. 14, 2014                                     | <b>FOUR INTERCEPTIONS THROWN</b>         | 4 ints, Eli Manning @ N.Y. Giants, Nov. 25, 2007                                  |
| 3 ints, Kirk Cousins @ Green Bay, Jan. 1, 2023   | <b>THREE INTERCEPTIONS THROWN</b>        | 3 ints, Matthew Stafford vs. L.A. Rams, Dec. 26, 2021                             |
| 2 ints, Kirk Cousins @ Carolina, Oct. 1, 2023  | <b>TWO INTERCEPTIONS THROWN</b>          | 2 ints, Brock Purdy vs. San Francisco, Oct. 23, 2023                              |
| <b>RUSHING</b>   |  |   |
| * Never Has Happened *   | <b>300 YARDS RUSHING</b>                 | * Never Has Happened *  |
| 205 yards, Dalvin Cook vs. Pittsburgh, Dec. 9, 2021                                    | <b>200+ YARDS RUSHING</b>                | * Never Has Happened *  |
| 205 yards, Dalvin Cook vs. Pittsburgh, Dec. 9, 2021                                    | <b>200 YARDS RUSHING</b>                 | * Never Has Happened *  |
| 163 yards, Dalvin Cook @ Green Bay, Nov. 1, 2020                                       | <b>150-199 YARDS RUSHING</b>             | 175 yards, D'Andre Swift @ Philadelphia, Sep. 14, 2023                            |
| 119 yards, Dalvin Cook @ Buffalo, Nov. 13, 2022  | <b>100 YARDS RUSHING</b>                 | 175 yards, D'Andre Swift @ Philadelphia, Sep. 14, 2023                            |
| 119 yards, Dalvin Cook @ Buffalo, Nov. 13, 2022  | <b>100-149 YARDS RUSHING</b>             | 111 yards, Aaron Jones @ Green Bay, Jan. 1, 2023                                  |
| * Never Has Happened *   | <b>TWO 100-YARD RUSHERS</b>              | 116 yards/103 yards, Brandon Jacobs/Ahmad Bradshaw vs. N.Y. Giants, Dec. 13, 2010 |
| * Never Has Happened *   | <b>FIVE TOUCHDOWNS RUSHING</b>           | 6 tds, Alvin Kamara: (40, 1, 5, 6, 7, 3) @ New Orleans, Dec. 25, 2020             |
| * Never Has Happened *   | <b>FOUR TOUCHDOWNS RUSHING</b>           | 6 tds, Alvin Kamara: (40, 1, 5, 6, 7, 3) @ New Orleans, Dec. 25, 2020             |
| 3 tds, Dalvin Cook: (21, 1, 1) @ Green Bay, Nov. 1, 2020                               | <b>THREE TOUCHDOWNS RUSHING</b>          | 3 tds, Jonathan Stewart: (60, 1, 1) @ Carolina, Dec. 10, 2017                     |
| 2 tds, Alexander Mattison: (1, 1) @ Chicago, Jan. 8, 2023                              | <b>TWO TOUCHDOWNS RUSHING</b>            | 2 tds, Jalen Hurts: (1, 1) @ Philadelphia, Sep. 14, 2023                          |
| * Never Has Happened *   | <b>TWO PLAYERS WITH TWO TD RUSHING</b>   | Michael Cloud: (1, 2)/Tiki Barber: (2, 5) vs. N.Y. Giants, Oct. 31, 2004          |
| Dalvin Cook: (4)/Alexander Mattison: (7)/Kirk Cousins: (17) vs. Arizona, Oct. 30, 2022 | <b>THREE PLAYERS WITH ONE TD RUSHING</b> | Troy Edwards/Amos Zereoue/Jerome Bettis @ Pittsburgh, Dec. 2, 2001                |
| 205 yards, Dalvin Cook vs. Pittsburgh, Dec. 9, 2021                                    | <b>150 YARDS RUSHING</b>                 | 175 yards, D'Andre Swift @ Philadelphia, Sep. 14, 2023                            |
| 32 att., Dalvin Cook vs. Jacksonville, Dec. 6, 2020                                    | <b>30+ RUSHING ATTEMPTS</b>              | 32 att., David Montgomery vs. Chicago, Dec. 20, 2020                              |
| 66 yards, Joshua Dobbs @ Atlanta, Nov. 5, 2023   | <b>50-74 YARD RUSHING</b>                | 51 yards, Bijan Robinson @ Atlanta, Nov. 5, 2023                                  |
| 95 yards, Alexander Mattison @ Carolina, Oct. 1, 2023                                  | <b>75+ YARD RUSHING</b>                  | 175 yards, D'Andre Swift @ Philadelphia, Sep. 14, 2023                            |
| 32 att., Dalvin Cook vs. Jacksonville, Dec. 6, 2020                                    | <b>30-39 RUSHING ATTEMPTS</b>            | 32 att., David Montgomery vs. Chicago, Dec. 20, 2020                              |
| * Never Has Happened *   | <b>40+ RUSHING ATTEMPTS</b>              | * Never Has Happened *  |
| * Never Has Happened *   | <b>400 YARDS RUSHING (TEAM)</b>          | * Never Has Happened *  |
| 378 yards, Minnesota 35, L.A. Chargers 17 vs. San Diego, Nov. 4, 2007                  | <b>300 YARDS RUSHING (TEAM)</b>          | * Never Has Happened *  |
| 242 yards, Minnesota 36, Pittsburgh 28 vs. Pittsburgh, Dec. 9, 2021                    | <b>200 YARDS RUSHING (TEAM)</b>          | 259 yards, Philadelphia 34, Minnesota 28 @ Philadelphia, Sep. 14, 2023            |
| 242 yards, Minnesota 36, Pittsburgh 28 vs. Pittsburgh, Dec. 9, 2021                    | <b>200-299 YARDS RUSHING (TEAM)</b>      | 259 yards, Philadelphia 34, Minnesota 28 @ Philadelphia, Sep. 14, 2023            |
| 242 yards, Minnesota 36, Pittsburgh 28 vs. Pittsburgh, Dec. 9, 2021                    | <b>200+ YARDS RUSHING (TEAM)</b>         | 259 yards, Philadelphia 34, Minnesota 28 @ Philadelphia, Sep. 14, 2023            |

# THE LAST TIME - REGULAR SEASON

|   |  |  |
|---|--|--|
| 378 yards, Minnesota 35, L.A. Chargers 17 vs. San Diego, Nov. 4, 2007   | <b>300+ YARDS RUSHING (TEAM)</b>                           | * Never Has Happened *   |
| <b>RECEIVING</b>  |  |  |
| 133 yards/109 yards, Justin Jefferson/T.J. Hockenson vs. N.Y. Giants, Dec. 24, 2022   | <b>TWO 100-YARD RECEIVERS</b>                              | 215 yards/121 yards, Keenan Allen/Mike Williams vs. L.A. Chargers, Sep. 24, 2023   |
| 223 yards, Justin Jefferson @ Detroit, Dec. 11, 2022  | <b>200 YARDS RECEIVING</b>                                 | 215 yards, Keenan Allen vs. L.A. Chargers, Sep. 24, 2023   |
| 123 yards, Jordan Addison vs. San Francisco, Oct. 23, 2023  | <b>100 YARDS RECEIVING</b>                                 | 100 yards, Jonnu Smith @ Atlanta, Nov. 5, 2023   |
| * Never Has Happened *  | <b>FOUR TOUCHDOWN RECEPTIONS</b>                           | 4 tds, Marvin Jones Jr.: (16, 3, 10, 2) @ Detroit, Oct. 20, 2019   |
| * Never Has Happened *  | <b>FIVE TOUCHDOWN RECEPTIONS</b>                           | * Never Has Happened *   |
| 3 tds, Stefon Diggs: (62, 51, 11) vs. Philadelphia, Oct. 13, 2019   | <b>THREE TOUCHDOWN RECEPTIONS</b>                          | 3 tds, Davante Adams: (5, 1, 7) @ Green Bay, Nov. 1, 2020  |
| 2 tds, Jordan Addison: (20, 60) vs. San Francisco, Oct. 23, 2023  | <b>TWO TOUCHDOWN RECEPTIONS</b>                            | 2 tds, Donald Parham Jr.: (3, 1) vs. L.A. Chargers, Sep. 24, 2023  |
| Marcus Robinson: (16, 1)/Jermaine Wiggins: (1, 9) @ New Orleans, Oct. 17, 2004  | <b>TWO PLAYERS WITH TWO TD RECEPTIONS</b>                  | * Never Has Happened *   |
| 159 yards, Justin Jefferson @ Philadelphia, Sep. 14, 2023   | <b>150 YARDS RECEIVING</b>                                 | 215 yards, Keenan Allen vs. L.A. Chargers, Sep. 24, 2023   |
| 11 , T.J. Hockenson vs. San Francisco, Oct. 23, 2023  | <b>10 OR MORE RECEPTIONS</b>                               | 10 , Travis Kelce vs. Kansas City, Oct. 8, 2023  |
| 123 yards, Jordan Addison vs. San Francisco, Oct. 23, 2023  | <b>100-149 YARDS RECEIVING</b>                             | 100 yards, Jonnu Smith @ Atlanta, Nov. 5, 2023   |
| 159 yards, Justin Jefferson @ Philadelphia, Sep. 14, 2023   | <b>150-199 YARDS RECEIVING</b>                             | 162 yards, Garrett Wilson vs. N.Y. Jets, Dec. 4, 2022  |
| 223 yards, Justin Jefferson @ Detroit, Dec. 11, 2022  | <b>200-299 YARDS RECEIVING</b>                             | 215 yards, Keenan Allen vs. L.A. Chargers, Sep. 24, 2023   |
| * Never Has Happened *  | <b>300+ YARDS RECEIVING</b>                                | * Never Has Happened *   |
| <b>COMBINED YARDS</b>   |  |  |
| 119 yards/357 yards, Dalvin Cook/Kirk Cousins @ Buffalo, Nov. 13, 2022  | <b>100-YARD RUSHER AND 300-YARD PASSER</b>                 | 155 yards/311 yards, Alvin Kamara/Drew Brees @ New Orleans, Dec. 25, 2020  |
| 123 yards/378 yards, Jordan Addison/Kirk Cousins vs. San Francisco, Oct. 23, 2023   | <b>100-YARD RECEIVER AND 300-YARD PASSER</b>               | 215/121 yards/405 yards, Keenan Allen/Mike Williams/Justin Herbert vs. L.A. Chargers, Sep. 24, 2023  |
| 119 yards/193 yards, Dalvin Cook/Justin Jefferson @ Buffalo, Nov. 13, 2022  | <b>100-YARD RUSHER AND 100-YARD RECEIVER</b>               | 175 yards/131 yards, D'Andre Swift/DeVonta Smith @ Philadelphia, Sep. 14, 2023   |
| 119 yards/357 yards/193 yards, Dalvin Cook/Kirk Cousins Justin Jefferson @ Buffalo, Nov. 13, 2022   | <b>100-YARD RUSHER, 300-YARD PASSER, 100-YARD RECEIVER</b> | 119 yards/321 yards/118 yards, Derrick Henry/Ryan Tannehill Kalif Raymond vs. Tennessee, Sep. 27, 2020   |
| 130 yards/114/103 yards, Dalvin Cook/Adam Thielen/Justin Jefferson @ Houston, Oct. 4, 2020  | <b>100-YARD RUSHER/TWO 100-YARD RECEIVERS</b>              | * Never Has Happened *   |
| 157/123 yards/460 yards, K.J. Osborn/Justin Jefferson/Kirk Cousins vs. Indianapolis, Dec. 17, 2022  | <b>TWO 100-YARD RECEIVERS/300-YARD PASSER</b>              | 215/121 yards/405 yards, Keenan Allen/Mike Williams/Justin Herbert vs. L.A. Chargers, Sep. 24, 2023  |
| <b>DEFENSE</b>  |  |  |
| 66 yards, Patrick Peterson: (5:10) (No Huddle, Shotgun) 14-A.Dalton pass deep left intended for 83-D.Newsome INTERCEPTED by 7-P.Peterson [79-K.Willekes] at MIN 34. 7-P.Peterson for 66 yards, TOUCHDOWN. vs. Chicago, Jan. 9, 2022                                 | <b>INTERCEPTED PASS RETURNED FOR A TOUCHDOWN</b>           | 99 yards, Sam Franklin Jr.: (10:42) (Shotgun) 8-K.Cousins pass short left intended for 17-K.Osborn INTERCEPTED by 42-S.Franklin at CAR 1. 42-S.Franklin for 99 yards, TOUCHDOWN. @ Carolina, Oct. 1, 2023  |
| 42 yards, Jordan Hicks: (6:58) (Shotgun) 17-T.Bagent sacked at CHI 43 for -9 yards (44-J.Metellus). FUMBLES (44-J.Metellus) [44-J.Metellus], touched at CHI 42, RECOVERED by MIN 58-J.Hicks at CHI 42. 58-J.Hicks for 42 yards, TOUCHDOWN. @ Chicago, Oct. 15, 2023 | <b>FUMBLE RETURNED FOR A TOUCHDOWN</b>                     | 29 yards, Justin Coleman: (2:49) (Shotgun) 8-K.Cousins sacked at MIN 18 for -7 yards (59-J.Martin). FUMBLES (59-J.Martin) [59-J.Martin], RECOVERED by SEA-28-J.Coleman at MIN 29. 28-J.Coleman for 29 yards, TOUCHDOWN. @ Seattle, Dec. 10, 2018 |
| Ifeadi Odenigbo: (14:15) (Shotgun) 2-M.Glennon sacked in End Zone for -4 yards, SAFETY (95-I.Odenigbo). vs. Jacksonville, Dec. 6, 2020  | <b>SAFETY SCORED</b>                                       | Calais Campbell: (14:12) (Shotgun) 15-J.Dobbs sacked in End Zone for -5 yards, SAFETY (93-C.Campbell). @ Atlanta, Nov. 5, 2023   |
| Minnesota 16, Green Bay 0 @ Green Bay, Dec. 23, 2017  | <b>SHUTOUT</b>   | Green Bay 34, Minnesota 0 @ Green Bay, Nov. 11, 2007   |
| * Never Has Happened *  | <b>FIVE+ SACK GAME</b>                                     | * Never Has Happened *   |
| * Never Has Happened *  | <b>SIX+ SACK GAME</b>                                      | * Never Has Happened *   |
| * Never Has Happened *  | <b>FIVE SACK GAME</b>                                      | * Never Has Happened *   |
| 4.5 sk, Jared Allen vs. Green Bay, Oct. 5, 2009   | <b>FOUR SACK GAME</b>                                      | 4.0 sk, Leonard Little @ St. Louis, Nov. 30, 2003  |
| 3.0 sk, Harrison Smith @ Carolina, Oct. 1, 2023   | <b>THREE SACK GAME</b>                                     | 3.5 sk, Za'Darius Smith vs. Green Bay, Dec. 23, 2019   |
| 2.0 sk, D.J. Wonnum @ Green Bay, Oct. 29, 2023  | <b>TWO SACK GAME</b>                                       | 2.0 sk, Preston Smith @ Green Bay, Oct. 29, 2023   |
| * Never Has Happened *  | <b>TWO INTERCEPTIONS BY TEAMMATES</b>                      | * Never Has Happened *   |
| 2 fr, Eric Kendricks vs. Green Bay, Dec. 23, 2019   | <b>TWO OPPONENT FUMBLE RECOVERIES</b>                      | 2 fr, Jeremy Chinn vs. Carolina, Nov. 29, 2020   |
| 100t yards, Xavier Rhodes vs. Arizona, Nov. 20, 2016  | <b>70+ YARD INTERCEPTION RETURN</b>                        | 99t yards, Sam Franklin Jr. @ Carolina, Oct. 1, 2023   |
| 2 ints, Camryn Bynum vs. San Francisco, Oct. 23, 2023   | <b>TWO INTERCEPTIONS</b>                                   | 2 ints, Darius Slay @ Philadelphia, Sep. 19, 2022  |
| 3 ints, Darren Sharper @ N.Y. Giants, Nov. 13, 2005   | <b>THREE INTERCEPTIONS</b>                                 | 3 ints, Deltha O'Neal @ Cincinnati, Sep. 18, 2005  |
| * Never Has Happened *  | <b>FOUR INTERCEPTIONS</b>                                  | * Never Has Happened *   |
| 22 yards, Detroit 34, Minnesota 23 @ Detroit, Dec. 11, 2022   | <b>LESS THAN 25 RUSHING YARDS</b>                          | 20 yards, Detroit 26, Minnesota 23 vs. Detroit, Sep. 25, 2011  |
| 46 yards, Minnesota 19, Chicago 13 @ Chicago, Oct. 15, 2023   | <b>LESS THAN 50 RUSHING YARDS</b>                          | 30 yards, L.A. Chargers 28, Minnesota 24 vs. L.A. Chargers, Sep. 24, 2023  |

# THE LAST TIME - REGULAR SEASON

|   |  |   |
|---|--|---|
| 74 yards, Minnesota 24, Green Bay 10 @ Green Bay, Oct. 29, 2023   | <b>LESS THAN 100 RUSHING YARDS</b>                 | 62 yards, Minnesota 24, Green Bay 10 @ Green Bay, Oct. 29, 2023   |
| 44 yards, Seattle 30, Minnesota 20 @ Seattle, Nov. 4, 2012  | <b>LESS THAN 50 NET PASSING YARDS</b>              | 37 yards, Minnesota 41, Miami 17 vs. Miami, Dec. 16, 2018   |
| 61 yards, Minnesota 17, Chicago 9 @ Chicago, Dec. 20, 2021  | <b>LESS THAN 100 NET PASSING YARDS</b>             | 37 yards, Minnesota 41, Miami 17 vs. Miami, Dec. 16, 2018   |
| 130 yards, Minnesota 21, Carolina 13 @ Carolina, Oct. 1, 2023   | <b>LESS THAN 150 NET PASSING YARDS</b>             | 113 yards, Minnesota 19, Chicago 13 @ Chicago, Oct. 15, 2023  |
| 149 yards, Minnesota 19, Chicago 13 @ Chicago, Nov. 16, 2020  | <b>LESS THAN 150 YARDS NET OFFENSE</b>             | 139 yards, Green Bay 23, Minnesota 10 vs. Green Bay, Dec. 23, 2019  |
| 149 yards, Minnesota 19, Chicago 13 @ Chicago, Nov. 16, 2020  | <b>LESS THAN 200 YARDS NET OFFENSE</b>             | 183 yards, Dallas 40, Minnesota 3 vs. Dallas, Nov. 20, 2022   |
| 270 yards, Minnesota 24, Green Bay 10 @ Green Bay, Oct. 29, 2023  | <b>LESS THAN 300 YARDS NET OFFENSE</b>             | 220 yards, Minnesota 19, Chicago 13 @ Chicago, Oct. 15, 2023  |
| 4 to, Philadelphia 34, Minnesota 28 @ Philadelphia, Sep. 14, 2023   | <b>FORCED FOUR TURNOVERS</b>                       | 4 to, Minnesota 33, Buffalo 30 @ Buffalo, Nov. 13, 2022   |
| 6 to, Detroit 34, Minnesota 28 @ Detroit, Dec. 11, 2011   | <b>FORCED FIVE+ TURNOVERS</b>                      | 7 to, Minnesota 39, L.A. Chargers 10 @ L.A. Chargers, Dec. 15, 2019   |
| 2 to, Minnesota 31, Atlanta 28 @ Atlanta, Nov. 5, 2023  | <b>AT LEAST ONE TURNOVER</b>                       | 2 to, Minnesota 31, Atlanta 28 @ Atlanta, Nov. 5, 2023  |
| 3 to, Minnesota 22, San Francisco 17 vs. San Francisco, Oct. 23, 2023   | <b>FORCED THREE+ TURNOVERS</b>                     | 4 to, Philadelphia 34, Minnesota 28 @ Philadelphia, Sep. 14, 2023   |
| <b>SPECIAL TEAMS</b>  |  |   |
| 97 yards, Kene Nwangwu: 6-N.Folk kicks 62 yards from NE 35 to MIN 3. 26-K.Nwangwu for 97 yards, TOUCHDOWN. vs. New England, Nov. 24, 2022   | <b>KICKOFF RETURNED FOR A TOUCHDOWN</b>            | 105 yards, Keisean Nixon: 1-G.Joseph kicks 70 yards from MIN 35 to GB -5. 25-K.Nixon for 105 yards, TOUCHDOWN. @ Green Bay, Jan. 1, 2023  |
| 79 yards, Marcus Sherels: (9:05) (Punt formation) 9-S.Lechler punts 57 yards to MIN 21, Center-46-J.Weeks. 35-M.Sherels for 79 yards, TOUCHDOWN. vs. Houston, Oct. 9, 2016  | <b>PUNT RETURNED FOR A TOUCHDOWN</b>               | 61 yards, Brandon Powell: (7:22) 3-J.Berry punts 40 yards to LA 39, Center-42-A.DePaola. 19-B.Powell for 61 yards, TOUCHDOWN. PENALTY on MIN-22-H.Smith, Unsportsmanlike Conduct, 15 yards, enforced between downs. vs. L.A. Rams, Dec. 26, 2021          |
| Kevin Williams: (6:31) 1-M.Gramatica 46 yard field goal is BLOCKED (93-K.Williams), Center-47-K.Houser, Holder-7-S.Weatherford, RECOVERED by MIN-26-A.Winfield at MIN 41. 26-A.Winfield for 59 yards, TOUCHDOWN. PENALTY on MIN-26-A.Winfield, Unsportsmanlike Conduct, 15 yards, enforced between downs. @ New Orleans, Oct. 6, 2008 | <b>BLOCKED FIELD GOAL RETURNED FOR A TOUCHDOWN</b> | Chandler Jones: (:19) (Field Goal formation) 3-B.Walsh 48 yard field goal is BLOCKED (95-Cha.Jones), Center-46-C.Loeffler, Holder-18-J.Locke, RECOVERED by NE-95-Cha.Jones at NE 42. 95-Cha.Jones for 58 yards, TOUCHDOWN. vs. New England, Sep. 14, 2014 |
| Jasper Brinkley: (9:45) (Punt formation) 8-B.Nortman punt is BLOCKED by 54-J.Brinkley, Center-44-J.Jansen, RECOVERED by MIN-97-E.Griffen at CAR 43. 97-E.Griffen for 43 yards, TOUCHDOWN. vs. Carolina, Nov. 30, 2014   | <b>BLOCKED PUNT RETURNED FOR A TOUCHDOWN</b>       | Ifeadi Odenigbo: (8:20) 14-R.Wright punt is BLOCKED by 59-I.Odenigbo, Center-42-A.DePaola, RECOVERED by IND-57-J.Domann at MIN 24. 57-J.Domann for 24 yards, TOUCHDOWN. vs. Indianapolis, Dec. 17, 2022   |
| 54 yards, Greg Joseph: (:24) 1-G.Joseph 54 yard field goal is GOOD, Center-42-A.DePaola, Holder-14-R.Wright. vs. San Francisco, Oct. 23, 2023   | <b>MADE FIELD GOAL OF 50 YARDS OR LONGER</b>       | 54 yards, Younghoe Koo: (12:19) 6-Y.Koo 54 yard field goal is GOOD, Center-49-L.McCullough, Holder-13-B.Pinion. Penalty on MIN-20-J.Ward, Running Into the Kicker, declined. @ Atlanta, Nov. 5, 2023  |
| 44 yards, Greg Joseph: (9:50) 1-G.Joseph 44 yard field goal is BLOCKED (94-K.Brooks), Center-42-A.DePaola, Holder-14-R.Wright, RECOVERED by GB-34-J.Owens at GB 21. 34-J.Owens pushed ob at GB 44 for 23 yards (1-G.Joseph). @ Green Bay, Oct. 29, 2023   | <b>BLOCKED FIELD GOAL</b>                          | 41 yards, Jake Elliott: (3:26) 4-J.Elliott 41 yard field goal is BLOCKED (7-P.Peterson), Center-45-R.Lovato, Holder-8-A.Siposs, RECOVERED by MIN-29-K.Boyd at MIN 43. 29-K.Boyd to PHI 30 for 27 yards (8-A.Siposs). @ Philadelphia, Sep. 19, 2022        |
| Ryan Wright: (8:20) 14-R.Wright punt is BLOCKED by 59-I.Odenigbo, Center-42-A.DePaola, RECOVERED by IND-57-J.Domann at MIN 24. 57-J.Domann for 24 yards, TOUCHDOWN. vs. Indianapolis, Dec. 17, 2022   | <b>BLOCKED PUNT</b>                                | Pat O'Donnell: (11:59) 16-P.O'Donnell punt is BLOCKED by 44-J.Metellus, Center-56-J.Coco, recovered by GB-6-D.Leavitt at GB 4. 6-D.Leavitt to GB 1 for -3 yards (91-P.Jones). @ Green Bay, Jan. 1, 2023   |
| Greg Joseph: 1-G.Joseph extra point is No Good, Wide Right, Center-42-A.DePaola, Holder-14-R.Wright. vs. San Francisco, Oct. 23, 2023   | <b>MISSED POINT AFTER TOUCHDOWN ATTEMPT</b>        | Matt Prater: 5-M.Prater extra point is No Good, Wide Left, Center-48-D.Muhlbach, Holder-3-J.Fox. @ Detroit, Jan. 3, 2021  |
| Greg Zuerlein [Eric Wilson blocked]: 2-G.Zuerlein extra point is Blocked (50-E.Wilson), Center-91-L.Ladouceur, Holder-1-H.Niswander. vs. Dallas, Nov. 22, 2020  | <b>POINT AFTER TOUCHDOWN ATTEMPT BLOCKED</b>       | Greg Joseph [Rasheem Green blocked]: 1-G.Joseph extra point is Blocked (94-R.Green), Center-42-A.DePaola, Holder-14-R.Wright. DEFENSIVE TWO-POINT ATTEMPT. 90-D.Robinson recovered the blocked kick. ATTEMPT FAILS. @ Chicago, Oct. 15, 2023              |
| Jayron Kearsse: 2-K.Forbath kicks inside 12 yards from MIN 35 to MIN 47. RECOVERED by MIN-27-J.Kearsse. @ Green Bay, Dec. 24, 2016  | <b>SUCCESSFUL ONSIDE KICK</b>                      | Sherrick McManis: 9-R.Gould kicks inside 12 yards from CHI 35 to CHI 47. RECOVERED by CHI-27-S.McManis. vs. Chicago, Dec. 20, 2015  |
| 5 fg, Greg Joseph: (28, 36, 24, 46, 47) @ New Orleans, Oct. 2, 2022   | <b>FIVE FIELD GOALS</b>                            | 5 fg, Chase McLaughlin: (26, 28, 49, 27, 52) vs. Indianapolis, Dec. 17, 2022  |
| 6 fg, Kai Forbath: (52, 51, 43, 43, 34, 32) vs. Baltimore, Oct. 22, 2017  | <b>SIX FIELD GOALS</b>                             | 6 fg, Stephen Gostkowski: (39, 31, 30, 51, 54, 55) vs. Tennessee, Sep. 27, 2020   |
| 54 yards, Greg Joseph: (:24) 1-G.Joseph 54 yard field goal is GOOD, Center-42-A.DePaola, Holder-14-R.Wright. vs. San Francisco, Oct. 23, 2023   | <b>50-59 YARD FIELD GOAL</b>                       | 54 yards, Younghoe Koo: (12:19) 6-Y.Koo 54 yard field goal is GOOD, Center-49-L.McCullough, Holder-13-B.Pinion. Penalty on MIN-20-J.Ward, Running Into the Kicker, declined. @ Atlanta, Nov. 5, 2023  |
| 4 fg, Greg Joseph: (38, 38, 55, 54) vs. Detroit, Oct. 10, 2021  | <b>FOUR FIELD GOALS</b>                            | 4 fg, Younghoe Koo: (52, 43, 23, 54) @ Atlanta, Nov. 5, 2023  |
| 61 yards, Greg Joseph: (:04) 1-G.Joseph 61 yard field goal is GOOD, Center-42-A.DePaola, Holder-14-R.Wright. vs. N.Y. Giants, Dec. 24, 2022   | <b>60+ YARD FIELD GOAL</b>                         | 61 yards, Jake Elliott: (:04) 4-J.Elliott 61 yard field goal is GOOD, Center-45-R.Lovato, Holder-10-A.Siposs. @ Philadelphia, Sep. 14, 2023   |
| 3 fg, Greg Joseph: (19, 32, 31) @ Atlanta, Nov. 5, 2023   | <b>THREE FIELD GOALS</b>                           | 3 fg, Graham Gano: (44, 44, 55) vs. N.Y. Giants, Dec. 24, 2022  |
| 54t yards, Marcus Sherels @ Carolina, Sep. 25, 2016   | <b>50-69 YARD PUNT RETURN</b>                      | 61t yards, Brandon Powell vs. L.A. Rams, Dec. 26, 2021  |

# THE LAST TIME - REGULAR SEASON

|  |  |   |
|--|--|---|
| 70 yards, Marcus Sherels vs. Miami, Dec. 16, 2018  | <b>70-89 YARD PUNT RETURN</b>                          | 80t yards, Randall Cobb @ Green Bay, Nov. 14, 2011  |
| 63 yds, Ryan Wright @ Chicago, Oct. 15, 2023   | <b>60-69 YARD PUNT</b>                                 | 62 yds, Mitch Wishnowsky vs. San Francisco, Oct. 23, 2023   |
| 91t yards, Nate Burleson @ Indianapolis, Nov. 8, 2004  | <b>90+ YARD PUNT RETURN</b>                            | 93t yards, Micah Hyde vs. Green Bay, Oct. 27, 2013  |
| 73 yds, Ryan Wright @ Miami, Oct. 16, 2022   | <b>70+ YARD PUNT</b>                                   | 72 yds, Pat O'Donnell @ Chicago, Dec. 20, 2021  |
| 53 yards, Cordarrelle Patterson @ Jacksonville, Dec. 11, 2016  | <b>50-69 YARD KICKOFF RETURN</b>                       | 52 yards, Corey Ballentine @ N.Y. Giants, Oct. 6, 2019  |
| 10 punts, Ryan Wright @ Miami, Oct. 16, 2022   | <b>PUNTED 10+ TIMES</b>                                | * Never Has Happened *  |
| 70 yards, Cordarrelle Patterson @ Green Bay, Jan. 3, 2016  | <b>70-89 YARD KICKOFF RETURN</b>                       | 70 yards, Jamal Agnew @ Detroit, Jan. 3, 2021   |
| 97t yards, Kene Nwangwu vs. New England, Nov. 24, 2022   | <b>90+ YARD KICKOFF RETURN</b>                         | 105t yards, Keisean Nixon @ Green Bay, Jan. 1, 2023   |
| <b>TEAM/MISCELLANEOUS</b>  |  |   |
| 518 yards, Minnesota 518, Indianapolis 341 vs. Indianapolis, Dec. 17, 2022   | <b>500 TOTAL YARDS OF OFFENSE</b>                      | 500 yards, Baltimore 500, Minnesota 318 @ Baltimore, Nov. 7, 2021   |
| 452 yards, Minnesota 452, San Francisco 325 vs. San Francisco, Oct. 23, 2023   | <b>400 TOTAL YARDS OF OFFENSE</b>                      | 475 yards, L.A. Chargers 475, Minnesota 475 vs. L.A. Chargers, Sep. 24, 2023  |
| ST: (3:23) (Shotgun) C.Palmer pass short left intended for Jo.Brown INTERCEPTED by X.Rhodes at MIN 0. X.Rhodes for 100 yards, TOUCHDOWN.DEF: (7:19) M.Asiasa pass deep middle to ARZ 1 for 1 yard (D.Bucannon; J.Mauro). Minnesota challenged the runner was down by contact ruling, and the play was REVERSED. M.Asiasa up the middle for 2 yards, TOUCHDOWN.DEF: (10:30) (Shotgun) S.Bradford pass incomplete deep right to A.Thielen. Minnesota challenged the incomplete pass ruling, and the play was REVERSED. (Shotgun) S.Bradford pass deep right to A.Thielen for 16 yards, TOUCHDOWN.OFF: C.Catanzaro kicks 69 yards from ARZ 35 to MIN -4. C.Patterson for 104 yards, TOUCHDOWN. vs. Arizona, Nov. 20, 2016 | <b>TOUCHDOWN ON OFFENSE, DEFENSE AND SPECIAL TEAMS</b> | ST: (15:00) A.Dillon left tackle for 2 yards, TOUCHDOWN.ST: (9:31) A.Rodgers scrambles right end for 2 yards, TOUCHDOWN.ST: (2:48) (Shotgun) A.Rodgers pass deep right to R.Tonyan for 21 yards, TOUCHDOWN.DEF: (5:33) (Shotgun) K.Cousins pass short middle intended for T.Hockenson INTERCEPTED by D.Savage (R.Douglas) at GB 25. D.Savage for 75 yards, TOUCHDOWN.OFF: G.Joseph kicks 70 yards from MIN 35 to GB -5. K.Nixon for 105 yards, TOUCHDOWN. @ Green Bay, Jan. 1, 2023 |
| Joshua Dobbs: (Pass formation) TWO-POINT CONVERSION ATTEMPT. 15-J.Dobbs pass to 9-T.Jackson is complete. ATTEMPT SUCCEEDS. @ Atlanta, Nov. 5, 2023   | <b>MADE TWO-POINT CONVERSION</b>                       | Daniel Jones: TWO-POINT CONVERSION ATTEMPT. 8-D.Jones pass to 82-D.Bellinger is complete. ATTEMPT SUCCEEDS. vs. N.Y. Giants, Dec. 24, 2022  |
| Kirk Cousins: TWO-POINT CONVERSION ATTEMPT. 8-K.Cousins pass to 19-A.Thielen is complete. ATTEMPT FAILS. MIN-19-A.Thielen was injured during the play. @ Detroit, Dec. 11, 2022  | <b>FAILED TWO-POINT CONVERSION</b>                     | Tim Boyle: TWO-POINT CONVERSION ATTEMPT. 17-T.Boyle pass to 85-C.Kmet is incomplete. ATTEMPT FAILS. Penalty on CHI-72-A.Leachwood, Illegal Formation, declined. @ Chicago, Jan. 8, 2023   |
| * Never Has Happened *   | <b>50 POINTS</b>                                       | New Orleans 52, Minnesota 33 @ New Orleans, Dec. 25, 2020   |
| Minnesota 42, Detroit 30 @ Detroit, Oct. 20, 2019  | <b>40 POINTS</b>                                       | Green Bay 41, Minnesota 17 @ Green Bay, Jan. 1, 2023  |
| Minnesota 39, Indianapolis 36 vs. Indianapolis, Dec. 17, 2022  | <b>OVERTIME WIN</b>                                    | Baltimore 34, Minnesota 31 @ Baltimore, Nov. 7, 2021  |
| Baltimore 34, Minnesota 31 @ Baltimore, Nov. 7, 2021   | <b>OVERTIME LOSS</b>                                   | Minnesota 39, Indianapolis 36 vs. Indianapolis, Dec. 17, 2022   |
| Green Bay 29, Minnesota 29 @ Green Bay, Sep. 16, 2018  | <b>OVERTIME TIE</b>                                    | Green Bay 29, Minnesota 29 @ Green Bay, Sep. 16, 2018   |
| Minnesota 21, Miami 0 vs. Miami, Dec. 16, 2018   | <b>20 FIRST-QUARTER POINTS</b>                         | Detroit 21, Minnesota 7 @ Detroit, Dec. 11, 2011  |
| Minnesota 21, Washington 7 @ Washington, Nov. 12, 2017   | <b>20 SECOND-QUARTER POINTS</b>                        | Detroit 20, Minnesota 0 @ Detroit, Dec. 5, 2021   |
| * Never Has Happened *   | <b>20 THIRD-QUARTER POINTS</b>                         | San Francisco 20, Minnesota 12 @ San Francisco, Nov. 28, 2021   |
| Minnesota 22, Indianapolis 0 vs. Indianapolis, Dec. 17, 2022   | <b>20 FOURTH-QUARTER POINTS</b>                        | Pittsburgh 21, Minnesota 7 vs. Pittsburgh, Dec. 9, 2021   |
| * Never Has Happened *   | <b>SHUTOUT AT HOME</b>                                 | * Never Has Happened *  |
| Minnesota 16, Green Bay 0 @ Green Bay, Dec. 23, 2017   | <b>SHUTOUT ON THE ROAD</b>                             | Green Bay 34, Minnesota 0 @ Green Bay, Nov. 11, 2007  |
| Minnesota 39, Indianapolis 36 vs. Indianapolis, Dec. 17, 2022  | <b>OVERTIME WIN AT HOME</b>                            | Detroit 22, Minnesota 16 vs. Detroit, Nov. 6, 2016  |
| Minnesota 33, Buffalo 30 @ Buffalo, Nov. 13, 2022  | <b>OVERTIME WIN ON THE ROAD</b>                        | Baltimore 34, Minnesota 31 @ Baltimore, Nov. 7, 2021  |
| 10 pen, Minnesota 34, Arizona 26 vs. Arizona, Oct. 30, 2022  | <b>10 PENALTIES</b>                                    | 11 pen, Minnesota 24, Green Bay 10 @ Green Bay, Oct. 29, 2023   |
| 3 td, Minnesota 31, Atlanta 28 (1:00) J.Dobbs pass short right to A.Mattison for 2 yards, TOUCHDOWN. (2:29) (Shotgun) J.Dobbs scrambles right end for 18 yards, TOUCHDOWN. (:27) (Shotgun) J.Dobbs pass short left to B.Powell for 6 yards, TOUCHDOWN. @ Atlanta, Nov. 5, 2023   | <b>THREE TOTAL TOUCHDOWNS</b>                          | 3 td, Kansas City 27, Minnesota 20 (10:06) (Shotgun) I.Pacheco up the middle for 1 yard, TOUCHDOWN. Penalty on MIN-J.Metellus, Defensive Offside, declined. (10:13) (Shotgun) P.Mahomes pass short middle to R.Rice for 8 yards, TOUCHDOWN. (2:48) (Shotgun) P.Mahomes pass short right to T.Kelce for 4 yards, TOUCHDOWN. vs. Kansas City, Oct. 8, 2023  |
| 0 to, Minnesota 27, N.Y. Giants 24 vs. N.Y. Giants, Dec. 24, 2022  | <b>NO TURNOVERS</b>                                    | 0 to, Kansas City 27, Minnesota 20 vs. Kansas City, Oct. 8, 2023  |
| 4 td, Philadelphia 34, Minnesota 28 (10:45) K.Cousins pass short left to T.Hockenson for 5 yards, TOUCHDOWN. (9:18) (Shotgun) K.Cousins pass deep middle to J.Addison for 62 yards, TOUCHDOWN. (7:47) K.Cousins pass short left to K.Osborn for 10 yards, TOUCHDOWN [J.Sweat]. (1:14) (No Huddle, Shotgun) K.Cousins pass short right to T.Hockenson for 5 yards, TOUCHDOWN. @ Philadelphia, Sep. 14, 2023   | <b>FOUR TOTAL TOUCHDOWNS</b>                           | 4 td, L.A. Chargers 28, Minnesota 24 (2:55) (Shotgun) J.Herbert pass short right to D.Parham for 3 yards, TOUCHDOWN [J.Metellus]. (:50) J.Herbert pass short middle to D.Parham for 1 yard, TOUCHDOWN. (6:01) (Shotgun) K.Allen pass deep right to M.Williams for 49 yards, TOUCHDOWN. (8:11) (Shotgun) J.Herbert pass deep left to J.Palmer for 30 yards, TOUCHDOWN. vs. L.A. Chargers, Sep. 24, 2023  |
| 40:55 TOP, Minnesota 36, Chicago 10 vs. Chicago, Nov. 29, 2009   | <b>OVER 40:00 TIME OF POSSESSION (NON-OT)</b>          | 41:16 TOP, Green Bay 43, Minnesota 34 vs. Green Bay, Sep. 13, 2020  |
| @ Baltimore, Nov. 7, 2021  | <b>NO SACKS/NO INTERCEPTIONS ALLOWED</b>               | @ Detroit, Dec. 11, 2022  |

# THE LAST TIME - REGULAR SEASON

(7, 9, 7, 10 Points), Minnesota 33, New England 26 vs. New England, Nov. 24, 2022

## SCORE TOUCHDOWN IN EACH QUARTER

(7, 7, 7, 7 Points), L.A. Chargers 28, Minnesota 24 vs. L.A. Chargers, Sep. 24, 2023

36 (second half), Minnesota 39, Indianapolis 36 vs. Indianapolis, Dec. 17, 2022

## 30 ONE-HALF POINTS

33 (first half), Minnesota 39, Indianapolis 36 vs. Indianapolis, Dec. 17, 2022

Minnesota 39, L.A. Chargers 10 @ L.A. Chargers, Dec. 15, 2019

## WON GAME BY 20+ POINTS

Green Bay 41, Minnesota 17 @ Green Bay, Jan. 1, 2023

# THE LAST TIME - PLAYOFFS

| BY VIKINGS   | PASSING                                  | BY OPPONENT   |
|--|--|---|
| * Never Has Happened *   | <b>500 YARDS PASSING</b>                 | * Never Has Happened *  |
| 45 att., Kirk Cousins vs. San Francisco, Oct. 23, 2023                                 | <b>40+ PASS ATTEMPTS</b>                 | 41 att., Jordan Love @ Green Bay, Oct. 29, 2023                                   |
| 50 att., Kirk Cousins vs. L.A. Chargers, Sep. 24, 2023                                 | <b>50+ PASS ATTEMPTS</b>                 | 57 att., Mike White vs. N.Y. Jets, Dec. 4, 2022                                   |
| 460 yards, Kirk Cousins vs. Indianapolis, Dec. 17, 2022                                | <b>400 YARDS PASSING</b>                 | 405 yards, Justin Herbert vs. L.A. Chargers, Sep. 24, 2023                        |
| 378 yards, Kirk Cousins vs. San Francisco, Oct. 23, 2023                               | <b>300 YARDS PASSING</b>                 | 334 yards, Daniel Jones vs. N.Y. Giants, Dec. 24, 2022                            |
| * Never Has Happened *   | <b>SIX TOUCHDOWN PASSES</b>              | * Never Has Happened *  |
| * Never Has Happened *   | <b>SEVEN TOUCHDOWN PASSES</b>            | * Never Has Happened *  |
| 5 tds, Daunte Culpepper @ New Orleans, Oct. 17, 2004                                   | <b>FIVE+ TOUCHDOWN PASSES</b>            | 5 tds, Jared Goff @ L.A. Rams, Sep. 27, 2018                                      |
| 5 tds, Daunte Culpepper: (1, 43, 16, 9, 1) @ New Orleans, Oct. 17, 2004                | <b>FIVE TOUCHDOWN PASSES</b>             | 5 tds, Jared Goff: (8, 70, 19, 47, 31) @ L.A. Rams, Sep. 27, 2018                 |
| 4 tds, Kirk Cousins: (5, 62, 10, 5) @ Philadelphia, Sep. 14, 2023                      | <b>FOUR TOUCHDOWN PASSES</b>             | 4 tds, Aaron Rodgers: (25, 10, 18, 75) vs. Green Bay, Nov. 21, 2021               |
| 3 tds, Kirk Cousins: (4, 36, 52) vs. L.A. Chargers, Sep. 24, 2023                      | <b>THREE TOUCHDOWN PASSES</b>            | 3 tds, Justin Herbert: (3, 1, 30) vs. L.A. Chargers, Sep. 24, 2023                |
| * Never Has Happened *   | <b>FOUR OR MORE INTERCEPTION GAME</b>    | * Never Has Happened *  |
| 3 ints, Darren Sharper @ N.Y. Giants, Nov. 13, 2005                                    | <b>THREE INTERCEPTION GAME</b>           | 3 ints, Delta O'Neal @ Cincinnati, Sep. 18, 2005                                  |
| 2 ints, Camryn Bynum vs. San Francisco, Oct. 23, 2023                                  | <b>TWO INTERCEPTION GAME</b>             | 2 ints, Darius Slay @ Philadelphia, Sep. 19, 2022                                 |
| * Never Has Happened *   | <b>SEVEN+ INTERCEPTIONS THROWN</b>       | * Never Has Happened *  |
| * Never Has Happened *   | <b>SIX INTERCEPTIONS THROWN</b>          | * Never Has Happened *  |
| 5 ints, Daunte Culpepper @ Cincinnati, Sep. 18, 2005                                   | <b>FIVE INTERCEPTIONS THROWN</b>         | 5 ints, Ryan Fitzpatrick vs. St. Louis, Dec. 11, 2005                             |
| 4 ints, Matt Cassel vs. New England, Sep. 14, 2014                                     | <b>FOUR INTERCEPTIONS THROWN</b>         | 4 ints, Eli Manning @ N.Y. Giants, Nov. 25, 2007                                  |
| 3 ints, Kirk Cousins @ Green Bay, Jan. 1, 2023   | <b>THREE INTERCEPTIONS THROWN</b>        | 3 ints, Matthew Stafford vs. L.A. Rams, Dec. 26, 2021                             |
| 2 ints, Kirk Cousins @ Carolina, Oct. 1, 2023  | <b>TWO INTERCEPTIONS THROWN</b>          | 2 ints, Brock Purdy vs. San Francisco, Oct. 23, 2023                              |
| RUSHING  |  |   |
| * Never Has Happened *   | <b>300 YARDS RUSHING</b>                 | * Never Has Happened *  |
| 205 yards, Dalvin Cook vs. Pittsburgh, Dec. 9, 2021                                    | <b>200+ YARDS RUSHING</b>                | * Never Has Happened *  |
| 205 yards, Dalvin Cook vs. Pittsburgh, Dec. 9, 2021                                    | <b>200 YARDS RUSHING</b>                 | * Never Has Happened *  |
| 163 yards, Dalvin Cook @ Green Bay, Nov. 1, 2020                                       | <b>150-199 YARDS RUSHING</b>             | 175 yards, D'Andre Swift @ Philadelphia, Sep. 14, 2023                            |
| 119 yards, Dalvin Cook @ Buffalo, Nov. 13, 2022  | <b>100 YARDS RUSHING</b>                 | 175 yards, D'Andre Swift @ Philadelphia, Sep. 14, 2023                            |
| 119 yards, Dalvin Cook @ Buffalo, Nov. 13, 2022  | <b>100-149 YARDS RUSHING</b>             | 111 yards, Aaron Jones @ Green Bay, Jan. 1, 2023                                  |
| * Never Has Happened *   | <b>TWO 100-YARD RUSHERS</b>              | 116 yards/103 yards, Brandon Jacobs/Ahmad Bradshaw vs. N.Y. Giants, Dec. 13, 2010 |
| * Never Has Happened *   | <b>FIVE TOUCHDOWNS RUSHING</b>           | 6 tds, Alvin Kamara: (40, 1, 5, 6, 7, 3) @ New Orleans, Dec. 25, 2020             |
| * Never Has Happened *   | <b>FOUR TOUCHDOWNS RUSHING</b>           | 6 tds, Alvin Kamara: (40, 1, 5, 6, 7, 3) @ New Orleans, Dec. 25, 2020             |
| 3 tds, Dalvin Cook: (21, 1, 1) @ Green Bay, Nov. 1, 2020                               | <b>THREE TOUCHDOWNS RUSHING</b>          | 3 tds, Jonathan Stewart: (60, 1, 1) @ Carolina, Dec. 10, 2017                     |
| 2 tds, Alexander Mattison: (1, 1) @ Chicago, Jan. 8, 2023                              | <b>TWO TOUCHDOWNS RUSHING</b>            | 2 tds, Jalen Hurts: (1, 1) @ Philadelphia, Sep. 14, 2023                          |
| * Never Has Happened *   | <b>TWO PLAYERS WITH TWO TD RUSHING</b>   | Michael Cloud: (1, 2)/Tiki Barber: (2, 5) vs. N.Y. Giants, Oct. 31, 2004          |
| Dalvin Cook: (4)/Alexander Mattison: (7)/Kirk Cousins: (17) vs. Arizona, Oct. 30, 2022 | <b>THREE PLAYERS WITH ONE TD RUSHING</b> | Troy Edwards/Amos Zereoue/Jerome Bettis @ Pittsburgh, Dec. 2, 2001                |
| 205 yards, Dalvin Cook vs. Pittsburgh, Dec. 9, 2021                                    | <b>150 YARDS RUSHING</b>                 | 175 yards, D'Andre Swift @ Philadelphia, Sep. 14, 2023                            |
| 32 att., Dalvin Cook vs. Jacksonville, Dec. 6, 2020                                    | <b>30+ RUSHING ATTEMPTS</b>              | 32 att., David Montgomery vs. Chicago, Dec. 20, 2020                              |
| 66 yards, Joshua Dobbs @ Atlanta, Nov. 5, 2023   | <b>50-74 YARD RUSHING</b>                | 51 yards, Bijan Robinson @ Atlanta, Nov. 5, 2023                                  |
| 95 yards, Alexander Mattison @ Carolina, Oct. 1, 2023                                  | <b>75+ YARD RUSHING</b>                  | 175 yards, D'Andre Swift @ Philadelphia, Sep. 14, 2023                            |
| 32 att., Dalvin Cook vs. Jacksonville, Dec. 6, 2020                                    | <b>30-39 RUSHING ATTEMPTS</b>            | 32 att., David Montgomery vs. Chicago, Dec. 20, 2020                              |
| * Never Has Happened *   | <b>40+ RUSHING ATTEMPTS</b>              | * Never Has Happened *  |
| * Never Has Happened *   | <b>400 YARDS RUSHING (TEAM)</b>          | * Never Has Happened *  |
| 378 yards, Minnesota 35, L.A. Chargers 17 vs. San Diego, Nov. 4, 2007                  | <b>300 YARDS RUSHING (TEAM)</b>          | * Never Has Happened *  |
| 242 yards, Minnesota 36, Pittsburgh 28 vs. Pittsburgh, Dec. 9, 2021                    | <b>200 YARDS RUSHING (TEAM)</b>          | 259 yards, Philadelphia 34, Minnesota 28 @ Philadelphia, Sep. 14, 2023            |
| 242 yards, Minnesota 36, Pittsburgh 28 vs. Pittsburgh, Dec. 9, 2021                    | <b>200-299 YARDS RUSHING (TEAM)</b>      | 259 yards, Philadelphia 34, Minnesota 28 @ Philadelphia, Sep. 14, 2023            |
| 242 yards, Minnesota 36, Pittsburgh 28 vs. Pittsburgh, Dec. 9, 2021                    | <b>200+ YARDS RUSHING (TEAM)</b>         | 259 yards, Philadelphia 34, Minnesota 28 @ Philadelphia, Sep. 14, 2023            |

# THE LAST TIME - PLAYOFFS

|   |  |  |
|---|--|--|
| 378 yards, Minnesota 35, L.A. Chargers 17 vs. San Diego, Nov. 4, 2007   | <b>300+ YARDS RUSHING (TEAM)</b>                           | * Never Has Happened *   |
| <b>RECEIVING</b>  |  |  |
| 133 yards/109 yards, Justin Jefferson/T.J. Hockenson vs. N.Y. Giants, Dec. 24, 2022   | <b>TWO 100-YARD RECEIVERS</b>                              | 215 yards/121 yards, Keenan Allen/Mike Williams vs. L.A. Chargers, Sep. 24, 2023   |
| 223 yards, Justin Jefferson @ Detroit, Dec. 11, 2022  | <b>200 YARDS RECEIVING</b>                                 | 215 yards, Keenan Allen vs. L.A. Chargers, Sep. 24, 2023   |
| 123 yards, Jordan Addison vs. San Francisco, Oct. 23, 2023  | <b>100 YARDS RECEIVING</b>                                 | 100 yards, Jonnu Smith @ Atlanta, Nov. 5, 2023   |
| * Never Has Happened *  | <b>FOUR TOUCHDOWN RECEPTIONS</b>                           | 4 tds, Marvin Jones Jr.: (16, 3, 10, 2) @ Detroit, Oct. 20, 2019   |
| * Never Has Happened *  | <b>FIVE TOUCHDOWN RECEPTIONS</b>                           | * Never Has Happened *   |
| 3 tds, Stefon Diggs: (62, 51, 11) vs. Philadelphia, Oct. 13, 2019   | <b>THREE TOUCHDOWN RECEPTIONS</b>                          | 3 tds, Davante Adams: (5, 1, 7) @ Green Bay, Nov. 1, 2020  |
| 2 tds, Jordan Addison: (20, 60) vs. San Francisco, Oct. 23, 2023  | <b>TWO TOUCHDOWN RECEPTIONS</b>                            | 2 tds, Donald Parham Jr.: (3, 1) vs. L.A. Chargers, Sep. 24, 2023  |
| Marcus Robinson: (16, 1)/Jermaine Wiggins: (1, 9) @ New Orleans, Oct. 17, 2004  | <b>TWO PLAYERS WITH TWO TD RECEPTIONS</b>                  | * Never Has Happened *   |
| 159 yards, Justin Jefferson @ Philadelphia, Sep. 14, 2023   | <b>150 YARDS RECEIVING</b>                                 | 215 yards, Keenan Allen vs. L.A. Chargers, Sep. 24, 2023   |
| 11, T.J. Hockenson vs. San Francisco, Oct. 23, 2023   | <b>10 OR MORE RECEPTIONS</b>                               | 10, Travis Kelce vs. Kansas City, Oct. 8, 2023   |
| 123 yards, Jordan Addison vs. San Francisco, Oct. 23, 2023  | <b>100-149 YARDS RECEIVING</b>                             | 100 yards, Jonnu Smith @ Atlanta, Nov. 5, 2023   |
| 159 yards, Justin Jefferson @ Philadelphia, Sep. 14, 2023   | <b>150-199 YARDS RECEIVING</b>                             | 162 yards, Garrett Wilson vs. N.Y. Jets, Dec. 4, 2022  |
| 223 yards, Justin Jefferson @ Detroit, Dec. 11, 2022  | <b>200-299 YARDS RECEIVING</b>                             | 215 yards, Keenan Allen vs. L.A. Chargers, Sep. 24, 2023   |
| * Never Has Happened *  | <b>300+ YARDS RECEIVING</b>                                | * Never Has Happened *   |
| <b>COMBINED YARDS</b>   |  |  |
| 119 yards/357 yards, Dalvin Cook/Kirk Cousins @ Buffalo, Nov. 13, 2022  | <b>100-YARD RUSHER AND 300-YARD PASSER</b>                 | 155 yards/311 yards, Alvin Kamara/Drew Brees @ New Orleans, Dec. 25, 2020  |
| 123 yards/378 yards, Jordan Addison/Kirk Cousins vs. San Francisco, Oct. 23, 2023   | <b>100-YARD RECEIVER AND 300-YARD PASSER</b>               | 215/121 yards/405 yards, Keenan Allen/Mike Williams/Justin Herbert vs. L.A. Chargers, Sep. 24, 2023  |
| 119 yards/193 yards, Dalvin Cook/Justin Jefferson @ Buffalo, Nov. 13, 2022  | <b>100-YARD RUSHER AND 100-YARD RECEIVER</b>               | 175 yards/131 yards, D'Andre Swift/DeVonta Smith @ Philadelphia, Sep. 14, 2023   |
| 119 yards/357 yards/193 yards, Dalvin Cook/Kirk Cousins Justin Jefferson @ Buffalo, Nov. 13, 2022   | <b>100-YARD RUSHER, 300-YARD PASSER, 100-YARD RECEIVER</b> | 119 yards/321 yards/118 yards, Derrick Henry/Ryan Tannehill Kalif Raymond vs. Tennessee, Sep. 27, 2020   |
| 130 yards/114/103 yards, Dalvin Cook/Adam Thielen/Justin Jefferson @ Houston, Oct. 4, 2020  | <b>100-YARD RUSHER/TWO 100-YARD RECEIVERS</b>              | * Never Has Happened *   |
| 157/123 yards/460 yards, K.J. Osborn/Justin Jefferson/Kirk Cousins vs. Indianapolis, Dec. 17, 2022  | <b>TWO 100-YARD RECEIVERS/300-YARD PASSER</b>              | 215/121 yards/405 yards, Keenan Allen/Mike Williams/Justin Herbert vs. L.A. Chargers, Sep. 24, 2023  |
| <b>DEFENSE</b>  |  |  |
| 66 yards, Patrick Peterson: (5:10) (No Huddle, Shotgun) 14-A.Dalton pass deep left intended for 83-D.Newsome INTERCEPTED by 7-P.Peterson [79-K.Willekes] at MIN 34. 7-P.Peterson for 66 yards, TOUCHDOWN. vs. Chicago, Jan. 9, 2022                                 | <b>INTERCEPTED PASS RETURNED FOR A TOUCHDOWN</b>           | 99 yards, Sam Franklin Jr.: (10:42) (Shotgun) 8-K.Cousins pass short left intended for 17-K.Osborn INTERCEPTED by 42-S.Franklin at CAR 1. 42-S.Franklin for 99 yards, TOUCHDOWN. @ Carolina, Oct. 1, 2023  |
| 42 yards, Jordan Hicks: (6:58) (Shotgun) 17-T.Bagent sacked at CHI 43 for -9 yards (44-J.Metellus). FUMBLES (44-J.Metellus) [44-J.Metellus], touched at CHI 42, RECOVERED by MIN 58-J.Hicks at CHI 42. 58-J.Hicks for 42 yards, TOUCHDOWN. @ Chicago, Oct. 15, 2023 | <b>FUMBLE RETURNED FOR A TOUCHDOWN</b>                     | 29 yards, Justin Coleman: (2:49) (Shotgun) 8-K.Cousins sacked at MIN 18 for -7 yards (59-J.Martin). FUMBLES (59-J.Martin) [59-J.Martin], RECOVERED by SEA-28-J.Coleman at MIN 29. 28-J.Coleman for 29 yards, TOUCHDOWN. @ Seattle, Dec. 10, 2018 |
| Ifeadi Odenigbo: (14:15) (Shotgun) 2-M.Glennon sacked in End Zone for -4 yards, SAFETY (95-I.Odenigbo). vs. Jacksonville, Dec. 6, 2020  | <b>SAFETY SCORED</b>                                       | Calais Campbell: (14:12) (Shotgun) 15-J.Dobbs sacked in End Zone for -5 yards, SAFETY (93-C.Campbell). @ Atlanta, Nov. 5, 2023   |
| Minnesota 16, Green Bay 0 @ Green Bay, Dec. 23, 2017  | <b>SHUTOUT</b>   | Green Bay 34, Minnesota 0 @ Green Bay, Nov. 11, 2007   |
| * Never Has Happened *  | <b>FIVE+ SACK GAME</b>                                     | * Never Has Happened *   |
| * Never Has Happened *  | <b>SIX+ SACK GAME</b>                                      | * Never Has Happened *   |
| * Never Has Happened *  | <b>FIVE SACK GAME</b>                                      | * Never Has Happened *   |
| 4.5 sk, Jared Allen vs. Green Bay, Oct. 5, 2009   | <b>FOUR SACK GAME</b>                                      | 4.0 sk, Leonard Little @ St. Louis, Nov. 30, 2003  |
| 3.0 sk, Harrison Smith @ Carolina, Oct. 1, 2023   | <b>THREE SACK GAME</b>                                     | 3.5 sk, Za'Darius Smith vs. Green Bay, Dec. 23, 2019   |
| 2.0 sk, D.J. Wonnum @ Green Bay, Oct. 29, 2023  | <b>TWO SACK GAME</b>                                       | 2.0 sk, Preston Smith @ Green Bay, Oct. 29, 2023   |
| * Never Has Happened *  | <b>TWO INTERCEPTIONS BY TEAMMATES</b>                      | * Never Has Happened *   |
| 2 fr, Eric Kendricks vs. Green Bay, Dec. 23, 2019   | <b>TWO OPPONENT FUMBLE RECOVERIES</b>                      | 2 fr, Jeremy Chinn vs. Carolina, Nov. 29, 2020   |
| 100t yards, Xavier Rhodes vs. Arizona, Nov. 20, 2016  | <b>70+ YARD INTERCEPTION RETURN</b>                        | 99t yards, Sam Franklin Jr. @ Carolina, Oct. 1, 2023   |
| 2 ints, Camryn Bynum vs. San Francisco, Oct. 23, 2023   | <b>TWO INTERCEPTIONS</b>                                   | 2 ints, Darius Slay @ Philadelphia, Sep. 19, 2022  |
| 3 ints, Darren Sharper @ N.Y. Giants, Nov. 13, 2005   | <b>THREE INTERCEPTIONS</b>                                 | 3 ints, Deltha O'Neal @ Cincinnati, Sep. 18, 2005  |
| * Never Has Happened *  | <b>FOUR INTERCEPTIONS</b>                                  | * Never Has Happened *   |
| 22 yards, Detroit 34, Minnesota 23 @ Detroit, Dec. 11, 2022   | <b>LESS THAN 25 RUSHING YARDS</b>                          | 20 yards, Detroit 26, Minnesota 23 vs. Detroit, Sep. 25, 2011  |
| 46 yards, Minnesota 19, Chicago 13 @ Chicago, Oct. 15, 2023   | <b>LESS THAN 50 RUSHING YARDS</b>                          | 30 yards, L.A. Chargers 28, Minnesota 24 vs. L.A. Chargers, Sep. 24, 2023  |



# THE LAST TIME - PLAYOFFS

|   |  |   |
|---|--|---|
| 74 yards, Minnesota 24, Green Bay 10 @ Green Bay, Oct. 29, 2023   | <b>LESS THAN 100 RUSHING YARDS</b>                 | 62 yards, Minnesota 24, Green Bay 10 @ Green Bay, Oct. 29, 2023   |
| 44 yards, Seattle 30, Minnesota 20 @ Seattle, Nov. 4, 2012  | <b>LESS THAN 50 NET PASSING YARDS</b>              | 37 yards, Minnesota 41, Miami 17 vs. Miami, Dec. 16, 2018   |
| 61 yards, Minnesota 17, Chicago 9 @ Chicago, Dec. 20, 2021  | <b>LESS THAN 100 NET PASSING YARDS</b>             | 37 yards, Minnesota 41, Miami 17 vs. Miami, Dec. 16, 2018   |
| 130 yards, Minnesota 21, Carolina 13 @ Carolina, Oct. 1, 2023   | <b>LESS THAN 150 NET PASSING YARDS</b>             | 113 yards, Minnesota 19, Chicago 13 @ Chicago, Oct. 15, 2023  |
| 149 yards, Minnesota 19, Chicago 13 @ Chicago, Nov. 16, 2020  | <b>LESS THAN 150 YARDS NET OFFENSE</b>             | 139 yards, Green Bay 23, Minnesota 10 vs. Green Bay, Dec. 23, 2019  |
| 149 yards, Minnesota 19, Chicago 13 @ Chicago, Nov. 16, 2020  | <b>LESS THAN 200 YARDS NET OFFENSE</b>             | 183 yards, Dallas 40, Minnesota 3 vs. Dallas, Nov. 20, 2022   |
| 270 yards, Minnesota 24, Green Bay 10 @ Green Bay, Oct. 29, 2023  | <b>LESS THAN 300 YARDS NET OFFENSE</b>             | 220 yards, Minnesota 19, Chicago 13 @ Chicago, Oct. 15, 2023  |
| 4 to, Philadelphia 34, Minnesota 28 @ Philadelphia, Sep. 14, 2023   | <b>FORCED FOUR TURNOVERS</b>                       | 4 to, Minnesota 33, Buffalo 30 @ Buffalo, Nov. 13, 2022   |
| 6 to, Detroit 34, Minnesota 28 @ Detroit, Dec. 11, 2011   | <b>FORCED FIVE+ TURNOVERS</b>                      | 7 to, Minnesota 39, L.A. Chargers 10 @ L.A. Chargers, Dec. 15, 2019   |
| 2 to, Minnesota 31, Atlanta 28 @ Atlanta, Nov. 5, 2023  | <b>AT LEAST ONE TURNOVER</b>                       | 2 to, Minnesota 31, Atlanta 28 @ Atlanta, Nov. 5, 2023  |
| 3 to, Minnesota 22, San Francisco 17 vs. San Francisco, Oct. 23, 2023   | <b>FORCED THREE+ TURNOVERS</b>                     | 4 to, Philadelphia 34, Minnesota 28 @ Philadelphia, Sep. 14, 2023   |
| <b>SPECIAL TEAMS</b>  |  |   |
| 97 yards, Kene Nwangwu: 6-N.Folk kicks 62 yards from NE 35 to MIN 3. 26-K.Nwangwu for 97 yards, TOUCHDOWN. vs. New England, Nov. 24, 2022   | <b>KICKOFF RETURNED FOR A TOUCHDOWN</b>            | 105 yards, Keisean Nixon: 1-G.Joseph kicks 70 yards from MIN 35 to GB -5. 25-K.Nixon for 105 yards, TOUCHDOWN. @ Green Bay, Jan. 1, 2023  |
| 79 yards, Marcus Sherels: (9:05) (Punt formation) 9-S.Lechler punts 57 yards to MIN 21, Center-46-J.Weeks. 35-M.Sherels for 79 yards, TOUCHDOWN. vs. Houston, Oct. 9, 2016  | <b>PUNT RETURNED FOR A TOUCHDOWN</b>               | 61 yards, Brandon Powell: (7:22) 3-J.Berry punts 40 yards to LA 39, Center-42-A.DePaola. 19-B.Powell for 61 yards, TOUCHDOWN. PENALTY on MIN-22-H.Smith, Unsportsmanlike Conduct, 15 yards, enforced between downs. vs. L.A. Rams, Dec. 26, 2021          |
| Kevin Williams: (6:31) 1-M.Gramatica 46 yard field goal is BLOCKED (93-K.Williams), Center-47-K.Houser, Holder-7-S.Weatherford, RECOVERED by MIN-26-A.Winfield at MIN 41. 26-A.Winfield for 59 yards, TOUCHDOWN. PENALTY on MIN-26-A.Winfield, Unsportsmanlike Conduct, 15 yards, enforced between downs. @ New Orleans, Oct. 6, 2008 | <b>BLOCKED FIELD GOAL RETURNED FOR A TOUCHDOWN</b> | Chandler Jones: (:19) (Field Goal formation) 3-B.Walsh 48 yard field goal is BLOCKED (95-Cha.Jones), Center-46-C.Loeffler, Holder-18-J.Locke, RECOVERED by NE-95-Cha.Jones at NE 42. 95-Cha.Jones for 58 yards, TOUCHDOWN. vs. New England, Sep. 14, 2014 |
| Jasper Brinkley: (9:45) (Punt formation) 8-B.Nortman punt is BLOCKED by 54-J.Brinkley, Center-44-J.Jansen, RECOVERED by MIN-97-E.Griffen at CAR 43. 97-E.Griffen for 43 yards, TOUCHDOWN. vs. Carolina, Nov. 30, 2014   | <b>BLOCKED PUNT RETURNED FOR A TOUCHDOWN</b>       | Ifeadi Odenigbo: (8:20) 14-R.Wright punt is BLOCKED by 59-I.Odenigbo, Center-42-A.DePaola, RECOVERED by IND-57-J.Domann at MIN 24. 57-J.Domann for 24 yards, TOUCHDOWN. vs. Indianapolis, Dec. 17, 2022   |
| 54 yards, Greg Joseph: (:24) 1-G.Joseph 54 yard field goal is GOOD, Center-42-A.DePaola, Holder-14-R.Wright. vs. San Francisco, Oct. 23, 2023   | <b>MADE FIELD GOAL OF 50 YARDS OR LONGER</b>       | 54 yards, Younghoe Koo: (12:19) 6-Y.Koo 54 yard field goal is GOOD, Center-49-L.McCullough, Holder-13-B.Pinion. Penalty on MIN-20-J.Ward, Running Into the Kicker, declined. @ Atlanta, Nov. 5, 2023  |
| 44 yards, Greg Joseph: (9:50) 1-G.Joseph 44 yard field goal is BLOCKED (94-K.Brooks), Center-42-A.DePaola, Holder-14-R.Wright, RECOVERED by GB-34-J.Owens at GB 21. 34-J.Owens pushed ob at GB 44 for 23 yards (1-G.Joseph). @ Green Bay, Oct. 29, 2023   | <b>BLOCKED FIELD GOAL</b>                          | 41 yards, Jake Elliott: (3:26) 4-J.Elliott 41 yard field goal is BLOCKED (7-P.Peterson), Center-45-R.Lovato, Holder-8-A.Siposs, RECOVERED by MIN-29-K.Boyd at MIN 43. 29-K.Boyd to PHI 30 for 27 yards (8-A.Siposs). @ Philadelphia, Sep. 19, 2022        |
| Ryan Wright: (8:20) 14-R.Wright punt is BLOCKED by 59-I.Odenigbo, Center-42-A.DePaola, RECOVERED by IND-57-J.Domann at MIN 24. 57-J.Domann for 24 yards, TOUCHDOWN. vs. Indianapolis, Dec. 17, 2022   | <b>BLOCKED PUNT</b>                                | Pat O'Donnell: (11:59) 16-P.O'Donnell punt is BLOCKED by 44-J.Metellus, Center-56-J.Coco, recovered by GB-6-D.Leavitt at GB 4. 6-D.Leavitt to GB 1 for -3 yards (91-P.Jones). @ Green Bay, Jan. 1, 2023   |
| Greg Joseph: 1-G.Joseph extra point is No Good, Wide Right, Center-42-A.DePaola, Holder-14-R.Wright. vs. San Francisco, Oct. 23, 2023   | <b>MISSED POINT AFTER TOUCHDOWN ATTEMPT</b>        | Matt Prater: 5-M.Prater extra point is No Good, Wide Left, Center-48-D.Muhlbach, Holder-3-J.Fox. @ Detroit, Jan. 3, 2021  |
| Greg Zuerlein [Eric Wilson blocked]: 2-G.Zuerlein extra point is Blocked (50-E.Wilson), Center-91-L.Ladouceur, Holder-1-H.Niswander. vs. Dallas, Nov. 22, 2020  | <b>POINT AFTER TOUCHDOWN ATTEMPT BLOCKED</b>       | Greg Joseph [Rasheem Green blocked]: 1-G.Joseph extra point is Blocked (94-R.Green), Center-42-A.DePaola, Holder-14-R.Wright. DEFENSIVE TWO-POINT ATTEMPT. 90-D.Robinson recovered the blocked kick. ATTEMPT FAILS. @ Chicago, Oct. 15, 2023              |
| Jayron Kearsse: 2-K.Forbath kicks inside 12 yards from MIN 35 to MIN 47. RECOVERED by MIN-27-J.Kearsse. @ Green Bay, Dec. 24, 2016  | <b>SUCCESSFUL ONSIDE KICK</b>                      | Sherrick McManis: 9-R.Gould kicks inside 12 yards from CHI 35 to CHI 47. RECOVERED by CHI-27-S.McManis. vs. Chicago, Dec. 20, 2015  |
| 5 fg, Greg Joseph: (28, 36, 24, 46, 47) @ New Orleans, Oct. 2, 2022   | <b>FIVE FIELD GOALS</b>                            | 5 fg, Chase McLaughlin: (26, 28, 49, 27, 52) vs. Indianapolis, Dec. 17, 2022  |
| 6 fg, Kai Forbath: (52, 51, 43, 43, 34, 32) vs. Baltimore, Oct. 22, 2017  | <b>SIX FIELD GOALS</b>                             | 6 fg, Stephen Gostkowski: (39, 31, 30, 51, 54, 55) vs. Tennessee, Sep. 27, 2020   |
| 54 yards, Greg Joseph: (:24) 1-G.Joseph 54 yard field goal is GOOD, Center-42-A.DePaola, Holder-14-R.Wright. vs. San Francisco, Oct. 23, 2023   | <b>50-59 YARD FIELD GOAL</b>                       | 54 yards, Younghoe Koo: (12:19) 6-Y.Koo 54 yard field goal is GOOD, Center-49-L.McCullough, Holder-13-B.Pinion. Penalty on MIN-20-J.Ward, Running Into the Kicker, declined. @ Atlanta, Nov. 5, 2023  |
| 4 fg, Greg Joseph: (38, 38, 55, 54) vs. Detroit, Oct. 10, 2021  | <b>FOUR FIELD GOALS</b>                            | 4 fg, Younghoe Koo: (52, 43, 23, 54) @ Atlanta, Nov. 5, 2023  |
| 61 yards, Greg Joseph: (:04) 1-G.Joseph 61 yard field goal is GOOD, Center-42-A.DePaola, Holder-14-R.Wright. vs. N.Y. Giants, Dec. 24, 2022   | <b>60+ YARD FIELD GOAL</b>                         | 61 yards, Jake Elliott: (:04) 4-J.Elliott 61 yard field goal is GOOD, Center-45-R.Lovato, Holder-10-A.Siposs. @ Philadelphia, Sep. 14, 2023   |
| 3 fg, Greg Joseph: (19, 32, 31) @ Atlanta, Nov. 5, 2023   | <b>THREE FIELD GOALS</b>                           | 3 fg, Graham Gano: (44, 44, 55) vs. N.Y. Giants, Dec. 24, 2022  |
| 54t yards, Marcus Sherels @ Carolina, Sep. 25, 2016   | <b>50-69 YARD PUNT RETURN</b>                      | 61t yards, Brandon Powell vs. L.A. Rams, Dec. 26, 2021  |

# THE LAST TIME - PLAYOFFS

|   |  |   |
|---|--|---|
| 70 yards, Marcus Sherels vs. Miami, Dec. 16, 2018   | <b>70-89 YARD PUNT RETURN</b>                          | 80t yards, Randall Cobb @ Green Bay, Nov. 14, 2011  |
| 63 yds, Ryan Wright @ Chicago, Oct. 15, 2023  | <b>60-69 YARD PUNT</b>                                 | 62 yds, Mitch Wishnowsky vs. San Francisco, Oct. 23, 2023   |
| 91t yards, Nate Burleson @ Indianapolis, Nov. 8, 2004   | <b>90+ YARD PUNT RETURN</b>                            | 93t yards, Micah Hyde vs. Green Bay, Oct. 27, 2013  |
| 73 yds, Ryan Wright @ Miami, Oct. 16, 2022  | <b>70+ YARD PUNT</b>                                   | 72 yds, Pat O'Donnell @ Chicago, Dec. 20, 2021  |
| 53 yards, Cordarrelle Patterson @ Jacksonville, Dec. 11, 2016   | <b>50-69 YARD KICKOFF RETURN</b>                       | 52 yards, Corey Ballentine @ N.Y. Giants, Oct. 6, 2019  |
| 10 punts, Ryan Wright @ Miami, Oct. 16, 2022  | <b>PUNTED 10+ TIMES</b>                                | * Never Has Happened *  |
| 70 yards, Cordarrelle Patterson @ Green Bay, Jan. 3, 2016   | <b>70-89 YARD KICKOFF RETURN</b>                       | 70 yards, Jamal Agnew @ Detroit, Jan. 3, 2021   |
| 97t yards, Kene Nwangwu vs. New England, Nov. 24, 2022  | <b>90+ YARD KICKOFF RETURN</b>                         | 105t yards, Keisean Nixon @ Green Bay, Jan. 1, 2023   |
| <b>TEAM/MISCELLANEOUS</b>   |  |   |
| 518 yards, Minnesota 518, Indianapolis 341 vs. Indianapolis, Dec. 17, 2022  | <b>500 TOTAL YARDS OF OFFENSE</b>                      | 500 yards, Baltimore 500, Minnesota 318 @ Baltimore, Nov. 7, 2021   |
| 452 yards, Minnesota 452, San Francisco 325 vs. San Francisco, Oct. 23, 2023  | <b>400 TOTAL YARDS OF OFFENSE</b>                      | 475 yards, L.A. Chargers 475, Minnesota 475 vs. L.A. Chargers, Sep. 24, 2023  |
| ST: (3:23) (Shotgun) C.Palmer pass short left intended for Jo.Brown INTERCEPTED by X.Rhodes at MIN 0. X.Rhodes for 100 yards, TOUCHDOWN.DEF: (7:19) M.Asiata up the middle to ARZ 1 for 1 yard (D.Bucannon; J.Mauro). Minnesota challenged the runner was down by contact ruling, and the play was REVERSED. M.Asiata up the middle for 2 yards, TOUCHDOWN.DEF: (10:30) (Shotgun) S.Bradford pass incomplete deep right to A.Thielen. Minnesota challenged the incomplete pass ruling, and the play was REVERSED. (Shotgun) S.Bradford pass deep right to A.Thielen for 16 yards, TOUCHDOWN.OFF: C.Catanzaro kicks 69 yards from ARZ 35 to MIN -4. C.Patterson for 104 yards, TOUCHDOWN. vs. Arizona, Nov. 20, 2016 | <b>TOUCHDOWN ON OFFENSE, DEFENSE AND SPECIAL TEAMS</b> | ST: (15:00) A.Dillon left tackle for 2 yards, TOUCHDOWN.ST: (9:31) A.Rodgers scrambles right end for 2 yards, TOUCHDOWN.ST: (2:48) (Shotgun) A.Rodgers pass deep right to R.Tonyan for 21 yards, TOUCHDOWN.DEF: (5:33) (Shotgun) K.Cousins pass short middle intended for T.Hockenson INTERCEPTED by D.Savage (R.Douglas) at GB 25. D.Savage for 75 yards, TOUCHDOWN.OFF: G.Joseph kicks 70 yards from MIN 35 to GB -5. K.Nixon for 105 yards, TOUCHDOWN. @ Green Bay, Jan. 1, 2023 |
| Joshua Dobbs: (Pass formation) TWO-POINT CONVERSION ATTEMPT. 15-J.Dobbs pass to 9-T.Jackson is complete. ATTEMPT SUCCEEDS. @ Atlanta, Nov. 5, 2023  | <b>MADE TWO-POINT CONVERSION</b>                       | Daniel Jones: TWO-POINT CONVERSION ATTEMPT. 8-D.Jones pass to 82-D.Bellinger is complete. ATTEMPT SUCCEEDS. vs. N.Y. Giants, Dec. 24, 2022  |
| Kirk Cousins: TWO-POINT CONVERSION ATTEMPT. 8-K.Cousins pass to 19-A.Thielen is complete. ATTEMPT FAILS. MIN-19-A.Thielen was injured during the play. @ Detroit, Dec. 11, 2022   | <b>FAILED TWO-POINT CONVERSION</b>                     | Tim Boyle: TWO-POINT CONVERSION ATTEMPT. 17-T.Boyle pass to 85-C.Kmet is incomplete. ATTEMPT FAILS. Penalty on CHI-72-A.Leachwood, Illegal Formation, declined. @ Chicago, Jan. 8, 2023   |
| * Never Has Happened *  | <b>50 POINTS</b>                                       | New Orleans 52, Minnesota 33 @ New Orleans, Dec. 25, 2020   |
| Minnesota 42, Detroit 30 @ Detroit, Oct. 20, 2019   | <b>40 POINTS</b>                                       | Green Bay 41, Minnesota 17 @ Green Bay, Jan. 1, 2023  |
| Minnesota 39, Indianapolis 36 vs. Indianapolis, Dec. 17, 2022   | <b>OVERTIME WIN</b>                                    | Baltimore 34, Minnesota 31 @ Baltimore, Nov. 7, 2021  |
| Baltimore 34, Minnesota 31 @ Baltimore, Nov. 7, 2021  | <b>OVERTIME LOSS</b>                                   | Minnesota 39, Indianapolis 36 vs. Indianapolis, Dec. 17, 2022   |
| Green Bay 29, Minnesota 29 @ Green Bay, Sep. 16, 2018   | <b>OVERTIME TIE</b>                                    | Green Bay 29, Minnesota 29 @ Green Bay, Sep. 16, 2018   |
| Minnesota 21, Miami 0 vs. Miami, Dec. 16, 2018  | <b>20 FIRST-QUARTER POINTS</b>                         | Detroit 21, Minnesota 7 @ Detroit, Dec. 11, 2011  |
| Minnesota 21, Washington 7 @ Washington, Nov. 12, 2017  | <b>20 SECOND-QUARTER POINTS</b>                        | Detroit 20, Minnesota 0 @ Detroit, Dec. 5, 2021   |
| * Never Has Happened *  | <b>20 THIRD-QUARTER POINTS</b>                         | San Francisco 20, Minnesota 12 @ San Francisco, Nov. 28, 2021   |
| Minnesota 22, Indianapolis 0 vs. Indianapolis, Dec. 17, 2022  | <b>20 FOURTH-QUARTER POINTS</b>                        | Pittsburgh 21, Minnesota 7 vs. Pittsburgh, Dec. 9, 2021   |
| * Never Has Happened *  | <b>SHUTOUT AT HOME</b>                                 | * Never Has Happened *  |
| Minnesota 16, Green Bay 0 @ Green Bay, Dec. 23, 2017  | <b>SHUTOUT ON THE ROAD</b>                             | Green Bay 34, Minnesota 0 @ Green Bay, Nov. 11, 2007  |
| Minnesota 39, Indianapolis 36 vs. Indianapolis, Dec. 17, 2022   | <b>OVERTIME WIN AT HOME</b>                            | Detroit 22, Minnesota 16 vs. Detroit, Nov. 6, 2016  |
| Minnesota 33, Buffalo 30 @ Buffalo, Nov. 13, 2022   | <b>OVERTIME WIN ON THE ROAD</b>                        | Baltimore 34, Minnesota 31 @ Baltimore, Nov. 7, 2021  |
| 10 pen, Minnesota 34, Arizona 26 vs. Arizona, Oct. 30, 2022   | <b>10 PENALTIES</b>                                    | 11 pen, Minnesota 24, Green Bay 10 @ Green Bay, Oct. 29, 2023   |
| 3 td, Minnesota 31, Atlanta 28 (1:00) J.Dobbs pass short right to A.Mattison for 2 yards, TOUCHDOWN. (2:29) (Shotgun) J.Dobbs scrambles right end for 18 yards, TOUCHDOWN. (:27) (Shotgun) J.Dobbs pass short left to B.Powell for 6 yards, TOUCHDOWN. @ Atlanta, Nov. 5, 2023  | <b>THREE TOTAL TOUCHDOWNS</b>                          | 3 td, Kansas City 27, Minnesota 20 (10:06) (Shotgun) I.Pacheco up the middle for 1 yard, TOUCHDOWN. Penalty on MIN-J.Metellus, Defensive Offside, declined. (10:13) (Shotgun) P.Mahomes pass short middle to R.Rice for 8 yards, TOUCHDOWN. (2:48) (Shotgun) P.Mahomes pass short right to T.Kelce for 4 yards, TOUCHDOWN. vs. Kansas City, Oct. 8, 2023  |
| 0 to, Minnesota 27, N.Y. Giants 24 vs. N.Y. Giants, Dec. 24, 2022   | <b>NO TURNOVERS</b>                                    | 0 to, Kansas City 27, Minnesota 20 vs. Kansas City, Oct. 8, 2023  |
| 4 td, Philadelphia 34, Minnesota 28 (10:45) K.Cousins pass short left to T.Hockenson for 5 yards, TOUCHDOWN. (9:18) (Shotgun) K.Cousins pass deep middle to J.Addison for 62 yards, TOUCHDOWN. (7:47) K.Cousins pass short left to K.Osborn for 10 yards, TOUCHDOWN [J.Sweat]. (1:14) (No Huddle, Shotgun) K.Cousins pass short right to T.Hockenson for 5 yards, TOUCHDOWN. @ Philadelphia, Sep. 14, 2023  | <b>FOUR TOTAL TOUCHDOWNS</b>                           | 4 td, L.A. Chargers 28, Minnesota 24 (2:55) (Shotgun) J.Herbert pass short right to D.Parham for 3 yards, TOUCHDOWN [J.Metellus]. (:50) J.Herbert pass short middle to D.Parham for 1 yard, TOUCHDOWN. (6:01) (Shotgun) K.Allen pass deep right to M.Williams for 49 yards, TOUCHDOWN. (8:11) (Shotgun) J.Herbert pass deep left to J.Palmer for 30 yards, TOUCHDOWN. vs. L.A. Chargers, Sep. 24, 2023  |
| 40:55 TOP, Minnesota 36, Chicago 10 vs. Chicago, Nov. 29, 2009  | <b>OVER 40:00 TIME OF POSSESSION (NON-OT)</b>          | 41:16 TOP, Green Bay 43, Minnesota 34 vs. Green Bay, Sep. 13, 2020  |
| @ Baltimore, Nov. 7, 2021   | <b>NO SACKS/NO INTERCEPTIONS ALLOWED</b>               | @ Detroit, Dec. 11, 2022  |

# THE LAST TIME - PLAYOFFS

(7, 9, 7, 10 Points), Minnesota 33, New England 26 vs. New England, Nov. 24, 2022

## SCORE TOUCHDOWN IN EACH QUARTER

(7, 7, 7, 7 Points), L.A. Chargers 28, Minnesota 24 vs. L.A. Chargers, Sep. 24, 2023

36 (second half), Minnesota 39, Indianapolis 36 vs. Indianapolis, Dec. 17, 2022

## 30 ONE-HALF POINTS

33 (first half), Minnesota 39, Indianapolis 36 vs. Indianapolis, Dec. 17, 2022

Minnesota 39, L.A. Chargers 10 @ L.A. Chargers, Dec. 15, 2019

## WON GAME BY 20+ POINTS

Green Bay 41, Minnesota 17 @ Green Bay, Jan. 1, 2023



# **COACH, STAFF & PLAYER BIOS**

**2023 MINNESOTA VIKINGS**



# KEVIN O'CONNELL

**HEAD COACH**

**NFL EXPERIENCE:** 13TH SEASON  
**VIKINGS EXPERIENCE:** 2ND SEASON



In his first season as head coach in 2022, Kevin O'Connell led the Vikings to 13 wins, the most by any first-year head coach in franchise history, earning the club's first division title since 2017. O'Connell had seven players win Player of the Week awards in 2022, also the most by a first-year head coach in franchise history, seven notched Pro Bowl berths and three earned Associated Press All-Pro honors.

O'Connell heavily emphasized his team becoming "situational masters" since becoming the 10th head coach in franchise history, pointing to areas that might not always be prominent on stat sheets, but are crucial to winning games. Minnesota saw immediate improvement in these areas, finishing 11-0 in one-score games during the regular season after going 5-8 in those same situations in 2021. The team also had an NFL-record-tying 10 comeback wins this season, including overcoming a 33-point halftime deficit in Week 15 against the Colts, the greatest comeback in NFL history.

Several players excelled under O'Connell's direction in 2022. Quarterback Kirk Cousins orchestrated eight fourth quarter comebacks this season, tied with Matthew Stafford (2016) for the NFL record. He also recorded eight game-winning drives on the season, which led the NFL. Wide receiver Justin Jefferson set the Vikings new single-season record for receiving yards (1,809) and receptions (128), passing Hall of Fame WRs Cris Carter (122 in 1994 and 1995) and Randy Moss (1,632 in 2003). In a mid-season trade with the Detroit Lions, Nov. 1, 2022, the Vikings acquired tight end T.J. Hockenson, who set the NFL record for most receptions (25) in a player's first four games with a new team. According to Pro Football Focus, center Garrett Bradbury improved from a 60.2 grade in 2021 to a 70.2 grade this season, including a career-high 68.1 pass block grade, and tackle Christian Darrisaw (90.3) had the second-highest grade of any tackle in the NFL this season, trailing only Trent Williams.

The Vikings had two players combine for 10 interceptions in 2022 - cornerback Patrick Peterson (five) and safety Harrison Smith (five) - marking the most by two Vikings teammates in a season since Antoine Winfield (four) and Darren Sharper (nine) combined for 13 in 2005. Both Peterson and Smith's five interceptions were tied for the fifth-most in 2022. Peterson and Smith each have tallied 34 interceptions in their careers, the second-most among active players in the NFL. Peterson was tied for sixth in the NFL in passes defended (15) and ranked fourth in the NFL in PFF coverage grade despite having the second-most coverage snaps this season.

O'Connell was named the 10th head coach in franchise history Feb. 16, 2022, after serving as the offensive coordinator for the Los Angeles Rams.

In 2021, he led the Rams to finish ninth in total offense (372.1 yards per game), helped his unit rank second in plays of 50-plus yards (10), fourth in yards per play (5.98) and eighth in offensive touchdowns (51). Under the guidance of O'Connell, Rams QB Matthew Stafford and WR Cooper Kupp both had career years in 2021. Stafford set the single-season team record for passing yards (4,886) and tied Kurt Warner from his 1999 MVP season for the most passing touchdowns in a season by a Rams quarterback with 41, while also winning his first playoff game in his 13th season in the NFL. Kupp, who was named 2021 NFL Offensive Player of the Year by The Associated Press and Super Bowl LVI MVP, had one of the best receiving seasons in NFL history, leading the NFL in receptions (145), receiving yards (1,947) and receiving touchdowns (16), earning AP First-Team All-Pro and Pro Bowl honors.

During the 2021 season, O'Connell's lone season with Stafford, the signal caller threw for the third-most passing yards (4,886) and second-most touchdowns (41) in the NFL, all while achieving his career-best 102.9 passer rating (in seasons with more than eight starts), the sixth-best in the NFL. Kupp's wide receiver Triple Crown in 2021, which he won after leading the NFL in receptions (145), receiving yards (1,947) and touchdowns (16), joined him with WR Jerry Rice (San Francisco 49ers, 1990), WR Sterling Sharpe (Green Bay Packers, 1992) and WR Steve Smith (Carolina Panthers, 2005) as the only players since the 1970 merger to achieve this feat. Kupp's 145 receptions and 1,947 receiving yards both ranked as the second-highest single-season totals in NFL history, trailing only Michael Thomas's 149 receptions in 2019 and Calvin Johnson's 1,964 receiving yards in 2012.

O'Connell was instrumental in aiding mid-season free agent signee WR Odell Beckham, Jr., to five receiving touchdowns in eight games played with the team, the most since his 2018 season with the New York Giants. O'Connell also helped the Rams offense tie for seventh in scoring offense (27.1 points per game) and score on 45.9% of their offensive drives, which ranked third in the NFL behind the Kansas City Chiefs (48.2) and New England Patriots (48.0).

The 2020 Rams offense featured the 10th-ranked rushing attack, posting 126.1 yards per game on the ground, behind two

600-plus rushing seasons from running backs Cam Akers and Darrell Henderson. Anchored by T Andrew Whitworth, the oldest offensive lineman in the NFL, the Rams offensive line only allowed 56 sacks in the two years O'Connell was in Los Angeles, which was good for the seventh-fewest among NFL clubs. The offensive line's sack rate, 4.5%, was the fifth-lowest in the NFL over the past two years. In addition to helping QB Jared Goff to his fourth consecutive season with at least 3,800 passing yards and 20 touchdowns in 2020, O'Connell prepared QB John Wolford for a win-and-in game against the Arizona Cardinals in Week 17, helping him pass for 231 yards and rush for 56 more in his NFL debut, while leading the Rams to a 18-7 victory and a playoff berth.

Under O'Connell, Rams quarterbacks threw for 1,517 passing yards (third in NFL), 11 touchdowns (fourth in NFL) and a 106.4 passer rating in playoff games (second in NFL). He coached Stafford to a Super Bowl win, helping him post a 4-0 record in the postseason and 108.3 passer rating, which trailed only QBs Josh Allen and Patrick Mahomes. Furthermore, the Rams' 1,186 passing yards in the 2021 playoffs were the most in NFL history, surpassing the 2011 New York Giants (1,144). O'Connell helped Kupp (478) and Beckham, Jr., (288) post a combined 766 receiving yards in the playoffs, the most by any wide receiver duo this postseason.

Prior to joining the Rams, O'Connell worked in Washington, serving as the quarterbacks coach in 2017-18 and the offensive coordinator in 2019. O'Connell coached Cousins in 2017, helping him throw for more than 4,000 yards and 27 touchdowns, and record a career-high 342 rushing yards and a league-leading four game-winning drives. Cousins' 4,093 passing yards marked his third-consecutive 4,000-yard passing season, helping him become the 11th quarterback in NFL history to accomplish this feat. During the 2018 season, O'Connell was tasked with getting three different quarterbacks (Josh Johnson, Colt McCoy and Mark Sanchez) up to speed following a devastating injury to starting QB Alex Smith.

In 2019, O'Connell helped guide rookie WR Terry McLaurin to 58 receptions, 919 receiving yards and seven touchdowns, the second-most receptions and third-most receiving yards and

touchdowns among rookies in franchise history. O'Connell oversaw the production of three quarterbacks in 2019, specifically rookie QB Dwayne Haskins, Jr. Once Haskins, Jr., became the full-time starter in Week 9, he passed for 1,225 yards, seven touchdowns, three interceptions and an 85.5 passer rating. O'Connell also helped Vikings all-time leading rusher Adrian Peterson eclipse 1,000 scrimmage yards (1,040) at the age of 34.

Since O'Connell became an offensive coordinator in 2019, he has coached one Super Bowl MVP (Kupp), two Pro Bowlers (guard Brandon Scherff and Kupp), one All-Pro (Kupp) and one PFWA All-Rookie Team member (McLaurin).

O'Connell worked on special projects with the San Francisco 49ers in 2016, where he overlapped with Vikings General Manager Kwesi Adofo-Mensah. Prior to his one year in San Francisco, O'Connell was the quarterbacks coach in Cleveland during the 2015 season, assisting QB Josh McCown to becoming the only player in team history to throw for 300 or more passing yards in three consecutive games. McCown also broke the single-game passing record in 2015, throwing for 457 yards against the Baltimore Ravens.

As a player, O'Connell was drafted in the third round (94th pick) of the 2008 NFL Draft by the New England Patriots out of San Diego State. He played one season for the Patriots behind QB Matt Cassel following a season-ending injury to QB Tom Brady. During the 2009 preseason, O'Connell was claimed by the Detroit Lions and was then later traded to the New York Jets for a seventh-round pick. Before his NFL career ended in 2012, O'Connell spent time with the Miami Dolphins, a second-stint with the Jets and the San Diego Chargers.

As a four-year captain at San Diego State, O'Connell finished his career after appearing in 40 games while ranking third in completions (664), fourth in passing yards (7,689) and fifth in passing touchdowns (46) in school history. The Carlsbad, Calif., native and his wife, Leah, have two sons, Kaden and Kolten, and two daughters, Quinn and Callie. O'Connell's father, Bill, was a longtime FBI agent, and his mother, Suzanne had a career as an educator. O'Connell has an older sister, Kelley, who is an attorney.

#### O'CONNELL'S BACKGROUND

| YEAR        | TEAM                     | TITLE                 |
|-------------|--------------------------|-----------------------|
| 2015        | Cleveland Browns         | Quarterbacks          |
| 2016        | San Francisco 49ers      | Offensive Assistant   |
| 2017        | Washington Commanders    | Quarterbacks          |
| 2018        | Washington Commanders    | Quarterbacks          |
| 2019        | Washington Commanders    | Offensive Coordinator |
| 2020-21     | Los Angeles Rams         | Offensive Coordinator |
| <b>2022</b> | <b>Minnesota Vikings</b> | <b>Head Coach</b>     |



# MATT DANIELS

## SPECIAL TEAMS COORDINATOR

**NFL EXPERIENCE:** 8TH SEASON  
**VIKINGS EXPERIENCE:** 2ND SEASON



Matt Daniels enters his sixth season coaching in the NFL and second with the Vikings as special teams coordinator, after spending two seasons as the assistant special teams coach for the Dallas Cowboys. He brings seven total seasons of coaching experience and eight years of playing experience, both collegiately and professionally, to head coach Kevin O'Connell's staff.

In 2022, Daniels coached running back Kene Nwangwu, who recorded his third career kick return touchdown in Week 12 against the Patriots and was named NFC Special Teams Player of the Week. Daniels also worked with rookie punter Ryan Wright, who set multiple franchise records, including the record for highest gross punting average (47.4) and net punting average (42.5) by a rookie. Under Daniels, kicker Greg Joseph connected on five game-winning field goals, including a franchise record 61-yard game winner against the Giants in Week 16. Joseph received two NFC Special Teams Player of the Week awards throughout the season (Week 4 and Week 16). Additionally, he coached long snapper Andrew DePaola to his first career Pro Bowl. Daniels also coached safety Josh Metellus, who became the first player since 1995 to record a blocked punt in two-consecutive games.

In 2021, Dallas' special teams unit, led by John Fassel and assisted by Daniels, finished in the top five for a consecutive year in kick return average (24.8). With Daniels' assistance, K Greg Zuerlein made 29 field goals, tying for the ninth-most in the NFL, on 35 attempts for a success rate of 82.9%. P Bryan Anger averaged 48.4 yards per punt, tying for fourth and ultimately earning him his first Pro Bowl honor. The special teams unit led the league in most special teams touchdowns, two of which were blocked punts and one where RB Tony Pollard returned a kick for 100 yards for a touchdown against Las Vegas in Week 12, the first return for a touchdown in his career.

Following the 2021 season, Rick Gosselin ranked the Dallas special teams sixth overall, averaging fifth in kick returns (24.8) and fourth (48.4) in punting.

In Daniels' first season in Dallas in 2020 the team saw instant upgrades in the special teams rankings. Dallas jumped from last in the league in kick return average (16.3) in 2019 to third (26.1) in 2020 and from 26th (5.7) in punt return average in 2019 to 13th (9.1) in 2020.

Pollard, Dallas' primary kick returner, finished fourth in the NFL

with 766 kick return yards on 32 kickoffs - both career-highs. Fassel and Daniels also brought over a familiar face at kicker in 2020, as former Ram Greg Zuerlein's 34 made field goals were third-most in the NFL and tied Richie Cunningham (1997) for the most made field goals in a single season in Cowboys history. Zuerlein also tallied 135 points - tied for the second-most in a single season in club history.

Daniels and Fassel deployed one of the most aggressive and creative special teams groups with the Rams in recent years, and from 2018-19 they had the most fake kicks (eight), recorded six punt returns of 20-plus yards and finished second in the league in net punting average (43.0) in 2018. Also in 2018, LB Cory Littleton was named to the Pro Bowl as the special teams player for the NFC after blocking two punts and deflecting another.

Daniels joined the Rams after a four-year stint as a player in the NFL and a one-year graduate assistantship at the University of Colorado in 2017. He played in seven games over the course of his four-year NFL career for the St. Louis Rams (six) and San Diego Chargers (one). He also spent time on the practice squads for Jacksonville and the Chargers.

Collegiately, Daniels earned first-team All-ACC and second-team All-America honors as a senior at safety, leading Duke in tackles (126). In his final season as a Blue Devil, he finished second in the balloting for ACC Defensive Player of the Year accolades. Daniels played in 46 career games at Duke and compiled totals of 324 tackles, 13.0 tackles for loss, four interceptions, seven forced fumbles, three fumble recoveries and 27 pass breakups. He was named a team captain for the 2011 season.

As a prep at Fayette County High School in Fayetteville, Ga., Daniels was a three-time all-region pick and two-time all-county choice. Additionally, he was named Fayette County's Offensive and Defensive Player of the Year as both a junior and senior, setting the school single-game rushing record with 348 yards on 18 carries. Daniels also participated in track and field at Fayetteville and was honored with the Watkins Award, an honor presented annually to the top African-American high school student-athlete in the country.

Daniels holds a degree in public policy studies with a minor in markets & management studies from Duke. He and his wife, Tiffany, have a daughter, Yara and a son, Yahya.

## DANIEL'S COACHING BACKGROUND

| YEAR         | TEAM                     | TITLE                        |
|--------------|--------------------------|------------------------------|
| 2017         | University of Colorado   | Graduate Assistant (Defense) |
| 2018-19      | Los Angeles Rams         | Assistant Special Teams      |
| 2020-21      | Dallas Cowboys           | Assistant Special Teams      |
| <b>2022-</b> | <b>Minnesota Vikings</b> | <b>Minnesota Vikings</b>     |





# BRIAN FLORES

**DEFENSIVE COORDINATOR**

**NFL EXPERIENCE:** 19TH SEASON  
**VIKINGS EXPERIENCE:** 1ST SEASON



The Minnesota Vikings named Brian Flores defensive coordinator Feb. 6, 2023. Flores spent the 2022 season as the senior defensive assistant/linebackers coach for the Pittsburgh Steelers and brings almost two decades of NFL experience to head coach Kevin O’Connell’s staff.

In one season with Pittsburgh, Flores led a defense that gave up just seven rushing touchdowns, which tied with New England for the fewest allowed in the NFL in 2022. Pittsburgh’s opponents also had the league’s sixth-lowest completion percentage (61.3%). Under Flores’ guidance, linebacker Alex Highsmith tallied a career-high 14.5 sacks, the sixth-most in the NFL, and tied for the league lead with five forced fumbles. Flores was instrumental in helping All-Pro outside linebacker T.J. Watt record 39 tackles, 5.5 sacks and five passes defended in only 10 games played, leading him to his fifth-consecutive Pro Bowl selection. With Watt in the lineup in 2022, Pittsburgh posted an 8-2 record, allowed only 16.9 points per game, and registered 32 sacks and 18 takeaways.

Prior to his time with Pittsburgh, Flores served as the head coach of the Miami Dolphins from 2019-21. Flores helped the Dolphins post back-to-back winning seasons (2020-21) for the first time since 2002-03. In 2021, Miami became the first team in NFL history to snap a seven-game losing streak with a seven-game winning streak. Flores led the Dolphins to a 10-6 record in 2020, marking only the second time the franchise has won 10 games in a season over the past decade. Miami’s defense finished sixth in the NFL that season, allowing 21.1 points per game and led the league with 29 takeaways. Cornerback Xavien Howard led the league with 10 interceptions and earned Associated Press First Team All-Pro and Pro Bowl honors.

Flores got his start in the NFL with the New England Patriots, coaching in all three phases of the game – offense, defense and special teams – and helped the franchise win four Super Bowls – XXXIX, XLIX, LI and LIII. He spent eight seasons (2011-18) coaching defense and seven (2012-18) as a position coach. The Patriots advanced to the AFC Championship game in all seven seasons with Flores as a position coach and won three of the club’s four Super Bowl appearances.

In 2018, Flores helped New England win Super Bowl LIII in his first season as the defensive play-caller. Under his direction, the defense went from 17th to seventh in the league in passer rating, holding opponents to a 85.4 rating. New England was tied for fifth in the NFL with 28 takeaways and tied for third with 18 interceptions on the season, improving from 25th and 18th in those categories, respectively, in 2017.

Flores spent three seasons (2016-18) as the Patriots linebackers coach. In his first season in the role in 2016, New England had the NFL’s best scoring defense, only allowing 15.6 points per game. As a safeties coach from 2012-15, Flores helped safety Devin McCourty earn AP Second Team All-Pro honors in 2013. Flores joined the Patriots as a scouting assistant in 2004 and was promoted to pro scout in 2006. He then moved into coaching as a coaching assistant from 2008-09, where he crossed paths with O’Connell, who played quarterback for the club in 2008.

The Brooklyn, N.Y., native graduated from Boston College, where he played linebacker for four years, with a bachelor’s degree in English and a master’s degree in administrative studies. He and his wife, Jennifer, have two sons, Miles and Max, and a daughter, Liliana.

## FLORES’ COACHING BACKGROUND

| YEAR        | TEAM                     | TITLE                        |
|-------------|--------------------------|------------------------------|
| 2008-09     | New England Patriots     | Coaching Assistant           |
| 2010        | New England Patriots     | Offensive Assistant          |
| 2011        | New England Patriots     | Defensive Assistant          |
| 2012-15     | New England Patriots     | Safeties                     |
| 2016-18     | New England Patriots     | Linebackers                  |
| 2019-21     | Miami Dolphins           | Head Coach                   |
| 2022        | Pittsburgh Steelers      | Sr. Def. Asst./LBs           |
| <b>2023</b> | <b>Minnesota Vikings</b> | <b>Defensive Coordinator</b> |



# MIKE PETTINE

**Assistant Head Coach/  
Outside Linebackers**

**NFL EXPERIENCE:** 21ST SEASON  
**VIKINGS EXPERIENCE:** 2ND SEASON



Mike Pettine (PETT-in), enters his second season with the Minnesota Vikings as the assistant head coach and 21st overall in the NFL. Pettine brings 30 seasons of overall coaching experience to the staff, stemming in the high school, collegiate and professional ranks.

In 2022, Pettine helped coach the Vikings defense to the third-most passes defended in the NFL (87), including 15 interceptions, which was tied for 10th in the league. Under Pettine's guidance, outside linebacker Za'Darius Smith finished the season with 100 sacks, marking his third season with double-digit sacks. Cornerback Patrick Peterson ranked sixth in the NFL in passes defended (15) and eighth in interceptions (5).

In 2021, Pettine helped get the Chicago defense back to the top 10 in total defense, finishing the season as the sixth-ranked unit, allowing only 316.7 yards per game. Under Pettine's guidance, pass rusher Robert Quinn finished second in sacks (18.5), and Roquan Smith finished fifth in the league in total tackles (163). Chicago's defense also recorded 49 sacks on the season, the fourth-most in the league.

In his final season in Green Bay, Pettine helped the Packers to the NFC Championship Game, leading a defense that ranked No. 7 in the NFL in passing yards allowed (221.2) and No. 9 in total yards allowed (334.0) in 2020. The Packers also ranked third in fewest plays allowed of 20+ yards, eighth in red zone scoring efficiency (57.7%) and tied for 10th in sacks (41). Following the season, edge rusher Za'Darius Smith and CB Jaire Alexander were named Second-Team All-Pro by The Associated Press.

In 2019, Pettine guided a defense that ranked No. 9 in points allowed (19.6 ppg), the first time the Packers had finished in the top 10 in the NFL in the category since 2010. It marked Green Bay's biggest one-year improvement in scoring defense (5.4-point decrease from 2018) since 1996 (13.1 ppg after allowing 19.6 ppg in 1995). Green Bay also ranked in the top 10 in the league in interceptions (17, tied-third), takeaways (25, tied-seventh) and opponent passer rating (81.1, sixth) in 2019. The 2019 Packers were one of only five teams in the NFL to allow fewer than 20 points per game and post 40-plus sacks and 25-plus takeaways. Green Bay's defense featured the first duo in team history (since 1982) to post 12-plus sacks each in the same season in linebackers Za'Darius Smith (career-high 13.5) and Preston Smith (career-best 12.0).

In his first season with the Packers in 2018, Pettine led a defense that was tied for No. 8 in the league in sacks (44), the most by

Green Bay since it posted the same number in 2013. Green Bay's defense featured 16 different players with at least a half sack that season, the second most in team history (since 1982) behind only the 1987 campaign (strike season) in which 17 players registered a half-sack or more. Pettine guided the Packers to a No. 12 ranking in pass defense (234.5 yards per game) after the team finished No. 23 in the category in 2017. Green Bay's defense also improved to No. 9 in the league in three-and-out percentage (21.9) after checking in at No. 26 in the category in 2017 and No. 8 in the NFL in opponent red-zone scoring percentage (83.9) after ranking No. 32 in 2017.

In his first season as Cleveland's head coach in 2014, Pettine led the Browns to their most victories (seven) since 2007 as they led the league in opponent passer rating (74.1) and opponent completion percentage (57.1) and ranked No. 2 in interceptions (21). The Browns engineered four fourth-quarter comebacks on the season, including the largest road comeback in NFL history after the team rallied from a 25-point deficit at Tennessee in Week 4, scoring 26 unanswered points to defeat the Titans, 29-28.

Cleveland's defense made significant improvement in nearly every major defensive statistic in 2014, including opponent passer rating (No. 16 in 2013 to No. 1 in 2014), takeaways (tied for No. 24 to tied for No. 4), red zone defense (tied for 29 to No. 5), points allowed per game (No. 23 to No. 9) and third-down defense (31 to No. 11). After finishing the 2013 campaign with a minus-eight turnover margin, the Browns posted a plus-six margin in Pettine's first season, the largest increase by Cleveland in 23 years.

The Browns had four players named to the Pro Bowl for the 2014 season, with safety Tashaun Gipson, CB Joe Haden, tackle Joe Thomas and S Donte Whitner all earning selections. It marked the first time in team history that three defensive backs were selected to the Pro Bowl, and it was the first time the Browns had three defensive players named to the all-star game since 1995. Cleveland also had three players selected to the Pro Bowl in 2015, with Thomas, tight end Gary Barnidge and center Alex Mack all honored. Pettine worked with both Vikings Head Coach Kevin O'Connell when O'Connell was the quarterbacks coach in 2015 and Vikings Tight Ends/Passing Game Coordinator Brian Angelichio when he was the tight ends coach.

Prior to joining the Browns, Pettine spent five seasons as a defensive coordinator in the NFL, helping his units finish in the

top 10 in the league in total yards allowed and passing yards allowed in all five seasons. In 2013, he helped the Bills rank No. 2 in the league with a franchise-record 57 sacks as they were the only team in the league to have three players (defensive end Mario Williams and defensive tackles Kyle Williams and Marcell Dareus) each register 10-plus sacks. All three players and S Jairus Byrd were selected to the Pro Bowl, with Mario Williams and Byrd also earning Second-Team All-Pro honors from AP. Pettine also oversaw the development of LB Kiko Alonso, who was named the 2013 Defensive Rookie of the Year by the Pro Football Writers of America after leading the team with a career-high 159 tackles, two sacks and four interceptions.

Under Pettine's direction, Buffalo ranked No. 1 in the NFL in 2013 in opponent completion percentage (55.3), No. 2 in interceptions (23), No. 3 in opponent passer rating (74.9), No. 4 in passing yards allowed (204.4 ypg) and tied for No. 6 in takeaways (30). The Bills finished No. 10 in the league in total defense (333.4 ypg) in 2013 after finishing No. 22 (362.9 ypg) in 2012.

During Pettine's four seasons with the Jets (2009-12), the defense ranked No. 1 in the NFL over that span in opponent passer rating (71.0), opponent completion percentage (52.6) and passing yards allowed (186.3 ypg), No. 2 in total yards allowed (294.8 ypg) and third-down defense (34.6%), and No. 7 in points allowed (20.0 ppg) and takeaways (115).

In 2012, Pettine helped the Jets rank No. 2 in the league in passing yards allowed (189.8 ypg) and opponent completion percentage (53.8), No. 6 in yards per attempt (6.49) and No. 7 in opponent passer rating (78.2). Two members of New York's secondary were selected to the Pro Bowl (CB Antonio Cromartie, S LaRon Landry), with Landry earning Pro Bowl honors for the first time in his career.

In 2011, Pettine guided New York to a No. 3 ranking in opponent passer rating (69.6) as the Jets also finished No. 4 in the NFL in opponent completion percentage (54.2) and No. 6 in yards per attempt (6.73). The Jets were tied for No. 5 in the league with 31 takeaways, marking the third straight season under Pettine that the team forced 30-plus turnovers as the Jets joined the Packers as the only two teams in the league to do so from 2009-11.

Pettine helped the Jets rank No. 1 in the league in opponent completion percentage (50.7) and No. 3 in total yards allowed (291.5 ypg) in 2010 as New York advanced to the AFC Championship Game, highlighted by road wins at Indianapolis and New England in the playoffs. New York's defense also ranked No. 3 in the league that season in rushing yards allowed (90.9 ypg) and yards allowed per carry (3.56).

Pettine made an immediate impact in his first season with the Jets in 2009, guiding the defense to No. 1 overall rankings in total yards allowed (252.3), passing yards allowed (153.7 ypg) and points allowed (14.8 ppg). The average of 14.8 points allowed per game set a franchise single-season record, while the average of 252.3 yards allowed per game was the secondbest mark in team history (240.2 ypg in 1968). Pettine's defense gave up 10 or fewer points a league-high seven times in '09, which also set a

franchise single-season record. His defense allowed a franchise-low eight passing TDs on the season, the fewest given up by an NFL team in a 16-game season to that point. The Jets also led the league in opponent passer rating (58.8) – the best mark posted by an NFL team since the 2003 Patriots (56.2) – and opponent completion percentage (51.7).

CB Darrelle Revis earned All-Pro First-Team honors from AP and was selected to the Pro Bowl in 2009-11 under Pettine's guidance, the lone cornerback in the league to receive first-team All-Pro and Pro Bowl recognition in each of those seasons. Revis posted career highs in interceptions (six) and passes defended (34) in 2009, finishing as the runner-up in AP Defensive Player of the Year voting to Packers CB Charles Woodson.

Prior to joining the Jets, Pettine spent seven seasons (2002-08) with the Baltimore Ravens, serving as the OLB coach for the final four seasons. He helped Baltimore's defense rank second in total yards allowed in 2008, sixth in 2007, first in 2006 and fifth in 2005. The Ravens were tied for fifth in the NFL from 2005-08 with 168 sacks, including a franchise-record 60 in 2006. In 2008, LB Terrell Suggs earned Pro Bowl honors after registering eight sacks and a career-high two INTs returned for touchdowns. Suggs and LB Adalius Thomas both earned Pro Bowl recognition under Pettine's direction in 2006, with Thomas recording a career-high 11 sacks as he finished tied for third among NFL linebackers. Pettine joined the Ravens in 2002, serving as a coaching and video assistant that first season before working as a coaching assistant/quality control coach in 2003 and a defensive assistant in 2004.

Prior to joining the NFL coaching ranks, Pettine was the head coach at North Penn High School (Lansdale, Pa.) from 1997-2001. He led the school to 45 wins in five seasons, including an 11-2 record in 1999. Pettine also served as the head coach at William Tennent High School (Warminster, Pa.) in 1995-96, taking over a team that had won three games total in the previous three seasons. He led the team to five wins in his first season and a school-record nine victories in 1996. Pettine also spent two seasons coaching at the college level, serving as a defensive graduate assistant at the University of Pittsburgh in 1993-94.

Pettine began his coaching career as an assistant to his father, Mike Sr., at Central Bucks West High School in Doylestown, Pa., for five seasons (1988-92). Mike Sr., who coached 33 seasons at the school, retired after the 1999 campaign as the winningest coach in the history of Pennsylvania high school football with a career record of 326-42-4 (.882). Pettine played for his father and earned all-state honors at quarterback and defensive back.

Pettine was a two-year letterman (1986-87) as a free safety at Virginia, leading the team with five interceptions in 1986 and tying the single-game school record for interceptions with three against North Carolina State that season. He graduated with a degree in economics.

Born Sept. 25, 1966, in Doylestown, Pa., Pettine and his wife, Megan, have six children in their combined family: daughters Megan, Katie, Paige and McKenna, and sons, Ryan and Max.

## PETTINE'S COACHING BACKGROUND

| YEAR         | TEAM                      | TITLE                       |
|--------------|---------------------------|-----------------------------|
| 1993-94      | University of Pittsburgh  | Graduate Assistant          |
| 1995-96      | William Trent High School | Head Coach                  |
| 1997-2001    | Penn High School          | Head Coach                  |
| 2002-03      | Baltimore Ravens          | Coaching Assistant          |
| 2004         | Baltimore Ravens          | Assistant Defensive Line    |
| 2005-08      | Baltimore Ravens          | Outside Linebackers         |
| 2009-12      | New York Jets             | Defensive Coordinator       |
| 2013         | Buffalo Bills             | Defensive Coordinator       |
| 2014-15      | Cleveland Browns          | Head Coach                  |
| 2017         | Seattle Seahawks          | Consultant                  |
| 2018-20      | Green Bay Packers         | Defensive Coordinator       |
| 2021         | Chicago Bears             | Senior Defensive Assistant  |
| <b>2022-</b> | <b>Minnesota Vikings</b>  | <b>Assistant Head Coach</b> |



# WES PHILLIPS

## OFFENSIVE COORDINATOR

**NFL EXPERIENCE:** 17TH SEASON  
**VIKINGS EXPERIENCE:** 2ND SEASON



Wes Phillips enters his 17th season coaching in the NFL and second with the Vikings as offensive coordinator, after serving as pass game coordinator/tight ends coach for the Los Angeles Rams, who won Super Bowl LVI over the Cincinnati Bengals in 2022.

In 2022, Phillips coached an offense that finished seventh in the NFL in points scored (24.9 ppg) second in passing yards (283.4 ypg) and third in completions (448). Phillips helped quarterback Kirk Cousins start all 17 games and set team records for passing attempts (643) and passing first downs (230), also totaled the second-most completions (424) and passing yards (4,547) in franchise history. Phillips also assisted in wide receiver Justin Jefferson's record-breaking campaign, where he set the Vikings new single-season record for receiving yards (1,809) and receptions (128), passing Hall of Fame WRs Cris Carter (122 in 1994 and 1995) and Randy Moss (1,632 in 2003). After a mid-season trade with the Detroit Lions, Phillips coached tight end T.J. Hockenson to 25 receptions through his first four games with the team, setting a new NFL record. Under Phillips, QB Kirk Cousins, running back Dalvin Cook, WR Justin Jefferson and TE T.J. Hockenson were named to the Pro Bowl.

Phillips worked as a tight ends coach from 2013-21, helping a player from his unit post 500-plus receiving yards in nine consecutive seasons. Phillips joins the Minnesota Vikings after spending the past three seasons with the Los Angeles Rams as the tight ends coach in 2019-20 and pass game coordinator/tight ends coach in 2021. Phillips assisted in QB Matthew Stafford's first season with the team, helping him throw for the third-most passing yards (4,886) and second-most touchdowns (41) in the NFL, all while achieving his career-best 102.9 passer rating (in seasons with more than eight starts). During his first year as pass game coordinator, WR Cooper Kupp had one of the best receiving seasons in NFL history, leading the NFL in receptions (145), receiving yards (1,947) and receiving touchdowns (16), earning AP First-Team All-Pro and Pro Bowl honors.

Phillips played a vital role in developing TE Tyler Higbee and TE Gerald Everett. In 2019, the first year of Phillips' tenure, Higbee set career highs in receptions (69) and receiving yards (734), while Everett recorded his first career 400-plus yard receiving season. Higbee has also posted three consecutive 500-plus receiving seasons, joining TE George Kittle and TE Dallas Goedert as the only NFC tight ends to accomplish this feat since 2019.

Prior to his time in Los Angeles, Phillips spent five seasons in

Washington coaching the tight ends. In 2018, Phillips helped TE Jordan Reed lead the team in receptions (54) and receiving yards (558), both ranking in the top half of the league among tight ends, while TE Vernon Davis caught 25 passes for 367 yards, joining Pittsburgh's TEs Vance McDonald (610) and Jesse James (423) as the only tight end duo with more than 350 receiving yards. Phillips aided in the production of TE Vernon Davis in 2017, amounting to 43 receptions, 648 yards and leading Washington with a 15.1 yards-per-catch average. Davis' 15.1 yards per catch average ranked second in the NFL behind TE Rob Gronkowski, making him the first Washington tight end since TE Clint Didier.

In 2016, the Washington tight ends combined for 1,306 receiving yards and eight touchdowns, all thrown by QB Kirk Cousins. Reed (686) and Davis (583) both had 500-plus yard receiving seasons, making them one of two tight end duos in the NFL to eclipse 500 receiving yards on the year, (TE Martellus Bennett (701) and Gronkowski (540) of the New England Patriots). Reed was voted to the Pro Bowl and became the fastest tight end in NFL history to reach 200 career receptions (38 games), passing Hall of Fame TE Kellen Winslow (39 career games).

Phillips coached Reed to one of the best seasons from a tight end in franchise history in 2015, guiding him to 87 receptions, 952 receiving yards and 11 touchdowns. Reed's receptions and receiving yards are the most in a single season in franchise history among tight ends, while his touchdowns are the second-most in franchise history behind Jerry Smith (12). In his first season in Washington, Phillips played a role in TE Niles Paul recording career highs in receptions (39) and receiving yards (507).

Phillips' first year as a tight ends coach was in 2013 with the Dallas Cowboys, coaching TE Jason Witten to a 73-reception, 851-receiving yard, eight-touchdown season and Pro Bowl berth. Prior to his time as tight ends coach, Phillips held the assistant offensive line title in 2011-12, assisting the first and second year of eventual 2010s All-Decade Team member, tackle Tyron Smith. Phillips got his start in 2007 with the Cowboys as a quality control/offensive assistant from 2007-10.

Before joining the Cowboys, Phillips coached the quarterbacks at Baylor in 2006 and helped QB Shawn Bell post 2,582 passing yards and 19 touchdowns, both career highs. Phillips spent the 2004-05 seasons at West Texas A&M, coaching in one of the most successful years in school history in 2005. The team posted a 10-2 record and were crowned Lone Star Conference

Champions. Under the leadership of Phillips, QB Dalton Bell was named a finalist for the Harlon Hill Trophy, an award given annually to the best Division II player.

Phillips, who played quarterback, was a three-year letter winner at UTEP (1999-2001) and was part of the 2000 team that claimed a WAC title. He played in 11 games during his final year at the school, throwing for 1,839 yards and 10 touchdowns. Following

his college career, he went to play for the San Diego Riptide in the AF2 Arena Football league.

Phillips is a third-generation NFL coach. His grandfather, Bum, was the head coach of the Houston Oilers (1975-80) and New Orleans Saints (1981-85) and his father, Wade, has been a head coach for the Denver Broncos (1993-94), Buffalo Bills (1998-2000) and Dallas Cowboys (2007-10). Phillips and his wife, Anna, have two daughters, Ivy and Minnie, and a son, Mac.

#### PHILLIP'S COACHING BACKGROUND

| YEAR        | TEAM                     | TITLE                        |
|-------------|--------------------------|------------------------------|
| 2003        | UTEP                     | Student Assistant            |
| 2004-05     | West Texas A&M           | Quarterbacks                 |
| 2006        | Baylor                   | Quarterbacks                 |
| 2007-10     | Dallas Cowboys           | Quality Control/Off. Asst.   |
| 2011-12     | Dallas Cowboys           | Asst. Offensive Line         |
| 2014-18     | Washington Commanders    | Tight Ends                   |
| 2019-20     | Los Angeles Rams         | Tight Ends                   |
| 2021        | Los Angeles Rams         | Tight Ends/Pass Game Coord.  |
| <b>2022</b> | <b>Minnesota Vikings</b> | <b>Offensive Coordinator</b> |



# IMARJAYE ALBURY SR.



**DEFENSIVE ASSISTANT**

**NFL EXPERIENCE:** 4TH SEASON  
**VIKINGS EXPERIENCE:** 4TH SEASON

Imarjaye Albury Sr. (im-MAR-jay AL-berry) returns to the Minnesota Vikings coaching staff as a defensive assistant after spending the 2022 season as a pro scout, working under general manager Kwesi Adofo-Mensah. Prior to his role as a pro scout, Albury spent the 2020 and 2021 seasons with Minnesota as defensive quality control/assistant linebackers coach and brings five seasons of NFL experience to head coach Kevin O'Connell's staff.

In 2021, Albury got his first opportunity to lead a defensive line in the NFL against the Los Angeles Rams, with former co-defensive coordinator Andre Patterson missing Week 16. Overall on the year, Albury oversaw the growth of second-year pass rusher D.J. Wonnum, helping him to 8.0 sacks in 2021. Albury played a big role in the development of defensive end Kenny Willekes, a former seventh-round pick/practice squad player, who posted 2.5 sacks in six games played. Albury also oversaw a defensive line that contributed to recording 51.0 sacks in 2021, the most sacks since 1992.

In 2020, multiple players stepped into leadership roles on the defensive line as defensive tackle Jaleel Johnson led the line in tackles with 44, and defensive end Ifeadi Odenigbo totaled 3.5 sacks and a team-leading 12 quarterback hurries. Rookie DE D.J. Wonnum stood out in his debut campaign, posting 24 tackles, 3.0 sacks, a team-leading five tackles for loss and one forced fumble. He was one of only three rookie defensive linemen in the NFL to record at least 3.0 sacks and forced a fumble in 2020. Overall, he played 467 defensive snaps, the eighth-most among rookie linemen in the league.

Prior to arriving in Minnesota, Albury spent the 2018 and 2019 seasons as a defensive graduate assistant at the University of Arkansas, where he worked primarily with the defensive line. In addition to assisting the defensive line coach and defensive staff in game planning and practice management, he aided in recruiting for the Southeastern Conference program. While at

Arkansas, he coached and tutored defensive lineman Armon Watts, who was selected by the Vikings in the sixth round of the 2019 NFL Draft following a seven-sack season in 2018.

Before joining the Razorbacks, Albury worked with NAIA-member Ave Maria University in Florida, during the spring of 2018, leading the defensive line through winter and spring conditioning and assisting in recruiting.

Albury began his coaching career in 2017 at NCAA Division III Cortland State University in Cortland, N.Y., working as the defensive line and special teams coach. Under his tutelage the Red Dragons recorded 31 sacks as a team in 2017, second-most in the Empire 8 Conference, while Albury's special teams unit also led the conference with six field goal blocks. Albury was responsible for recruiting New York, New Jersey, and Florida.

Albury's coaching career also included brief stints with the Hamilton Tiger-Cats of the Canadian Football League, where he served as a guest coach during the team's 2019 training camp, and Western Carolina, where he briefly was on staff as the defensive ends coaching before being hired by the Vikings.

As a player, Albury spent one season at West Virginia in 2012 before transferring to Florida International, where he was a three-year starter along the defensive line for the Panthers. Albury finished with 76 career tackles, 5.5 tackles for loss and 2.5 sacks over 36 game appearances at FIU, serving as a team captain and earning the program's Defensive MVP award in 2016. After participating in the 2017 NFLPA Collegiate Bowl, Albury briefly spent time at both the Green Bay Packers and Los Angeles Chargers 2017 rookie mini camps before jumping into the coaching ranks.

Albury attended Miami Northwestern High School, the same high school as former Vikings quarterback Teddy Bridgewater. Albury and his wife, Brittany, have a son, Imarjaye Jr., who goes by "Junior" and a daughter, Jordyn.

## ALBURY'S COACHING BACKGROUND

| YEAR        | TEAM                      | TITLE                      |
|-------------|---------------------------|----------------------------|
| 2017        | Cortland State University | DL/Special Teams           |
| 2018-19     | Arkansas                  | Graduate Assistant         |
| 2020-21     | Minnesota Vikings         | Defensive QC/Asst. LBs     |
| 2022        | Minnesota Vikings         | Pro Scout                  |
| <b>2023</b> | <b>Minnesota Vikings</b>  | <b>Defensive Assistant</b> |



# BRIAN ANGELICHIO

**Tight Ends/  
Passing Game Coordinator**

**NFL EXPERIENCE: 12TH SEASON  
VIKINGS EXPERIENCE: 2ND SEASON**



Brian Angelichio (an-juh-LEEK-o) enters his second season with the Minnesota Vikings as the tight ends/passing game coordinator after working with the Carolina Panthers from 2020-21.

In 2022, Angelichio coached newly acquired tight end T.J. Hockenson to his second Pro Bowl honor (2022, 2020), becoming the first Vikings tight end to be selected to the Pro Bowl since Kyle Rudolph in 2017. Hockenson caught 65 passes for 730 receiving yards and four touchdowns as a Viking. His 86 total receptions in 2022, were the second-most by a tight end, behind only Travis Kelce (110). In the team's matchup vs. New England in Week 12, Hockenson set the NFL record for most catches (25) by a tight end in their first four games with a team.

During his time with the Panthers, Angelichio helped develop TEs Tommy Tremble and Ian Thomas. Tremble, a 2021 third-round pick (83rd overall) from Notre Dame, finished his rookie season catching 20 passes for 180 yards and a touchdown, a 5-yard pass from QB Sam Darnold during the Week 5 matchup against the Philadelphia Eagles.

In 2020, Thomas recorded 20 receptions for 145 yards, while helping block for running back Mike Davis, who was replacing the injured RB Christian McCaffrey. Davis posted his first career season with over 1,000 scrimmage yards.

Prior to his time with the Panthers, Angelichio coached the tight ends with Washington, spending one season with head coach Kevin O'Connell (offensive coordinator) in 2019. Following an injury to TE Vernon Davis, Angelichio guided TE Jeremy Sprinkle to career highs in receptions (26), receiving yards (241) and touchdowns (one).

Angelichio worked in Green Bay for three seasons (2016-18) before his one-year stint with Washington, coaching TEs Jimmy Graham, Martellus Bennett, Jared Cook and Richard Rodgers.

Angelichio helped Graham to 636 receiving yards in 2018, which was the second-most on the team, trailing only wide receiver Davante Adams. During the Packers run to the 2016 NFC Championship Game, Angelichio coached Cook (377) and Rodgers (271) to a combined 648 receiving yards, becoming one of five NFC teams with two tight ends who posted more than 250 receiving yards.

During the 2015 season as Browns tight ends coach, Angelichio helped TE Gary Barnidge to a career year, with 79 receptions for 1,043 yards and nine touchdowns. Barnidge led the Browns in receiving, and his standout numbers earned him his lone-career Pro Bowl selection. The first time Angelichio worked with O'Connell (quarterbacks coach) was in 2015 under current Vikings Assistant Head Coach Mike Pettine. While with the Browns in 2014, Angelichio assisted in TE Jordan Cameron recording 424 receiving yards, the second most of his career.

Prior to the Browns, Angelichio coached tight ends with the Buccaneers from 2012-13. In 2013, Angelichio helped transform undrafted rookie TE Tim Wright into the Bucs' second-leading receiver, posting what would remain a career-high 54 receptions for 571 yards and five touchdowns. Wright finished the year as the only rookie tight end to surpass 500 receiving yards that season.

Before his time in the NFL, Angelichio made stops at Rutgers, the University of Pittsburgh, SUNY-Brockport and Ithaca College. While serving as the tight ends coach at Pitt and Rutgers, six-time NFL Pro Bowl RB LeSean McCoy (Pitt) accumulated 3,365 scrimmage yards and 36 total touchdowns in 2007-08 and WR Mohamed Sanu (Rutgers) posted 1,206 receiving yards in 2011.

As a player, Angelichio was a four-year starter at outside linebacker for St. Lawrence University in Canton, N.Y., and he also served as team captain for their baseball team. Angelichio later received a master's degree at Ithaca College.



## ANGELICHO'S COACHING BACKGROUND

| YEAR         | TEAM                     | TITLE                              |
|--------------|--------------------------|------------------------------------|
| 1995         | SUNY-Brockport           | Secondary                          |
| 1996-97      | Ithaca College           | Linebackers                        |
| 1998         | Ithaca College           | Wide Receivers                     |
| 1999         | Ithaca College           | Offensive Line                     |
| 2000-05      | Ithaca College           | Offensive Coordinator/OL           |
| 2006         | University of Pittsburgh | Offensive Asst./TEs                |
| 2007-10      | University of Pittsburgh | Tight Ends                         |
| 2011         | Rutgers                  | Tight Ends                         |
| 2012-13      | Tampa Bay Buccaneers     | Tight Ends                         |
| 2014-15      | Cleveland Browns         | Tight Ends                         |
| 2016-18      | Green Bay Packers        | Tight Ends                         |
| 2019         | Washington Commanders    | Tight Ends                         |
| 2020-21      | Carolina Panthers        | Tight Ends                         |
| <b>2022-</b> | <b>Minnesota Vikings</b> | <b>Tight Ends/Pass Game Coord.</b> |



# LANCE BENNETT



## QUALITY CONTROL - DEFENSE

**NFL EXPERIENCE:** 4TH SEASON  
**VIKINGS EXPERIENCE:** 1ST SEASON

Lance Bennett joins the Vikings as a defensive quality control coach for his fourth season in the NFL. He previously served as the assistant to the head coach for defensive coordinator Brian Flores with the Miami Dolphins from 2019-21.

Prior to his time with the Dolphins, Bennett spent time with Mater Dei Prep in N.J., holding several roles with the school. He first joined Mater Dei in 2016 as offensive coordinator and was in charge of strength and speed training for the team before transitioning to athletic director in 2017, where he oversaw Mater Dei's athletic and health and wellness programs, developed training and conditioning programs and for all students and

coaching hiring, developed coaching standards and oversaw the school's athletic facilities.

Bennett coached at Polytechnic Preparatory Country Day School, his alma mater, for eight years before Mater Dei, where he was offensive coordinator and in charge of strength and speed training for the school.

Bennett attended Indiana where he was a wide receiver and punt/kick returner. The Brooklyn, N.Y., native was high school teammates with Vikings Defensive Coordinator Brian Flores at Polytechnic Preparatory Country Day School.

### BENNETT'S COACHING BACKGROUND

| YEAR        | TEAM                         | TITLE                                   |
|-------------|------------------------------|---|
| 2008-15     | Polytechnic Prep Country Day | Offensive Coordinator                   |
| 2016        | Mater Dei Prep               | Offensive Coordinator                   |
| 2017-18     | Mater Dei Prep               | Athletic Director/Offensive Coordinator |
| 2019-21     | Miami Dolphins               | Assistant to Head Coach                 |
| <b>2023</b> | <b>Minnesota Vikings</b>     | <b>Quality Control - Defense</b>        |



# THAD BOGARDUS



## ASSISTANT INSIDE LINEBACKERS

**NFL EXPERIENCE:** 10TH SEASON  
**VIKINGS EXPERIENCE:** 1ST SEASON

Thad Bogardus enters his 10 year working in the NFL and first with the Vikings in 2023 as the assistant inside linebackers coach, after spending the past six seasons with the Los Angeles Rams. He previously served as the outside linebackers coach for the Rams in 2022 and the assistant linebackers coach for the team during their Super Bowl LVI winning 2021 season.

In his lone season as assistant defensive line coach in 2020, DL Aaron Donald became the third player in league history to be named NFL Defensive Player of the Year three times. He was also named the PFWA Defensive Player of the Year award for the second time. Donald finished with a team-high 13.5 sacks.

In 2019, Bogardus' first seasons as assistant defensive line/defensive quality control coach, the defensive front powered its way to 50.0 sacks, the fourth-highest total in the league. The unit also featured a stellar season from DT Aaron Donald, who recorded double-digit sacks for the third-consecutive season and earned Pro Bowl and First-Team All-Pro honors.

During the 2017 and 2018 seasons, Bogardus primarily worked with the defensive line. DT Aaron Donald twice led L.A. in sacks, including an NFL-best 20.5 sacks in 2018. Donald also became the first Rams player to be named The Associated Press Defensive Player of the Year and only one-of-three players in history to win the award in consecutive seasons.

Prior to joining the Los Angeles Rams, Bogardus spent two seasons as a defensive coaching assistant for the Denver Broncos – helping the team win Super Bowl 50."

Bogardus' first year in the NFL came in 2014 as the defensive quality control coach for the Buffalo Bills.

At Ball State University, Bogardus spent 2011 as a football operations graduate assistant and served as the defensive graduate assistant from 2012-13.

A native of Redding, Conn., Bogardus graduated from Elon University in 2011. He and his wife, Lauren, have a daughter, Erika, and a son Brooks.

### BOGARDUS' COACHING BACKGROUND

| YEAR        | TEAM                     | TITLE                                  |
|-------------|--------------------------|--|
| 2011        | Ball State               | Football Operations Graduate Assistant |
| 2013-14     | Ball State               | Defensive Graduate Assistant           |
| 2014        | Buffalo Bills            | Defensive Quality Control              |
| 2015-16     | Denver Broncos           | Defensive Coaching Assistant           |
| 2017-18     | Los Angeles Rams         | Defensive Quality Control              |
| 2019        | Los Angeles Rams         | Assistant DL/QC                        |
| 2020        | Los Angeles Rams         | Assistant Defensive Line               |
| 2021        | Los Angeles Rams         | Assistant Linebackers                  |
| 2022        | Los Angeles Rams         | Outside Linebackers                    |
| <b>2023</b> | <b>Minnesota Vikings</b> | <b>Assistant Inside Linebackers</b>    |



# RYAN CORDELL



**Passing Game Specialist/  
Game Management Coordinator**

**NFL EXPERIENCE: 10TH SEASON  
VIKINGS EXPERIENCE: 2ND SEASON**

Ryan Cordell enters his second season with the Minnesota Vikings after spending three seasons (2019-21) with the Cleveland Browns working as a coaching assistant.

In 2022, Cordell served as the Vikings game management coordinator and played a key role in helping the Vikings become "situational masters." The team finished the regular season with an 11-0 record in one score games after finishing 5-8 in those same situations the previous season.

Cordell served as interim running backs coach for the final 10 games of the 2021 season. He helped the Browns lead the NFL in rushing average with a 5.09 mark, the highest average by a Browns team since 1966. Running back Nick Chubb finish second in the league in rushing yards en route to a Pro Bowl selection and being named a finalist for the FedEx NFL Ground Player of the Year. Cordell also served as the running backs coach for the East team in the 2022 East-West Shrine Bowl.

Cordell worked closely with the offensive line during his first season on the Browns coaching staff, helping the club finish third in the league in rushing with an average of 148.4 yards per game (the team's best since 1978). He also helped tackle Jack Conklin earn Associated Press First-Team All-Pro honors and guards Joel Bitonio and Wyatt Teller earn Second-Team honors.

Bitonio was also selected to the Pro Bowl, while first round pick T Jedrick Wills Jr. was voted the NFL Pepsi Zero Sugar Rookie of the Week for Week 10, becoming just the fourth offensive lineman to win the award since its inception in 2002 and first since 2013.

Cordell spent five seasons (2014-18) with the San Francisco 49ers, serving as special assistant to the general manager during his final two seasons. While with the 49ers, Cordell worked with Vikings general manager Kwesi Adofo-Mensah, head coach Kevin O'Connell and running backs/run game coordinator Curtis Modkins.

In 2016, Cordell was the team's football operations coordinator, assisting with internal projects across all football departments. He served as an offensive assistant on the 49ers coaching staff in 2015, breaking down film for the offense, running the scout team, assisting all offensive coaches and assisting in the coaching of the running back position.

Cordell originally joined the 49ers in 2014 as a salary cap intern, assisting with various roster composition and salary allocation research.

Cordell graduated from Notre Dame with a bachelor's in mathematics and a master's in business administration.

## CORDELL'S COACHING BACKGROUND

| YEAR         | TEAM                     | TITLE   |
|--------------|--------------------------|---|
| 2015         | San Francisco 49ers      | Offensive Assistant                           |
| 2016         | San Francisco 49ers      | Football Operations Coordinator               |
| 2017-18      | San Francisco 49ers      | Special Asst. to the GM                       |
| 2019         | Cleveland Browns         | Football Research Analyst                     |
| 2020-21      | Cleveland Browns         | Coaching Assistant                            |
| <b>2022-</b> | <b>Minnesota Vikings</b> | <b>Pass Game Specialist/Game Mgmt. Coord.</b> |



# DALMIN GIBSON

## ASSISTANT SPECIAL TEAMS

**NFL EXPERIENCE:** 1ST SEASON  
**VIKINGS EXPERIENCE:** 1ST SEASON



Dalmin Gibson joins the Vikings as the assistant special teams coach for his first season in the NFL and ninth year coaching in 2023 after spending the 2022 season as special teams coordinator and defensive ends coach for Southern Illinois.

As special teams coordinator and defensive ends coach for SIU in 2022, Gibson was instrumental in helping the special teams unit to five-spot improvement in FCS net punting rankings. He also helped SIU's defense finish sixth in the nation in rushing defense and seventh in sacks. Defensive end Richie Hagarty also earned First-Team All-Conference that season.

Prior to his role at SIU, Gibson spent two seasons (2020-21) on the Michigan State staff as a special teams analyst. Michigan State's improvement on special teams in 2021 was one of the reasons behind a school-record turnaround, as the Spartans went 11-2 and won the Chick-fil-A Peach Bowl over No. 12 Pittsburgh.

Jayden Reed earned first-team All-America honors from the American Football Coaches Association (AFCA) as an all-purpose player thanks to a dynamic return game, as Reed led the Big Ten in punt returns (19.8 avg.; 12 returns for 238 yards) and tied for the FBS lead with two punt returns for touchdowns (62 yards vs. Nebraska, 88 yards vs. Western Kentucky). Reed also ranked fourth in the Big Ten in kick returns (23.5 avg.) and second in the Big Ten and 23rd in the FBS in combined returns (614 yards). He was selected the Big Ten Special Teams Player of the Week vs. Nebraska after his 62-yard punt return late in the fourth quarter tied the game in MSU's eventual overtime victory against the Huskers. Reed was named one of five finalists for the Paul Hornung Award, which is given annually to the nation's most versatile player. As a team, Michigan State led the Big Ten and ranked third in the FBS in punt returns (18.2 avg.).

Punter Bryce Baringer set a school record with his 48.4-yard average, which led the Big Ten and ranked fifth overall in the FBS. Baringer, a second-team all-conference honoree who was named to the Ray Guy Award Watch List, ranked second in the Big Ten with 26 punts of 50-plus yards. Overall, MSU ranked second in the league and 13th in the FBS in net punting (42.9 avg.).

The Spartans also ranked 19th in the FBS in kick return defense (17.7 avg.).

Place-kicker Matt Coghlin became the school's all-time leader in field goals (76) and points (382) as he closed out his illustrious Spartan career in 2021. Coghlin earned Big Ten Special Teams Player of the Week honors for going two-for-two on field goals in the win at Indiana Oct. 16, 2021, including a 51-yarder.

Gibson spent three seasons at Colorado (2017-19), having joined the program in June 2017 as an intern before working his way up to a graduate assistant working with the defense. During his time at Colorado, Gibson worked with a legendary Pete Jenkins disciple, Jimmy Brumbaugh, who was the defensive line coach at the time, and they helped produced All-Pac 12 selections Mustafa Johnson and Terrance Lang. Prior to moving to the defensive line, Gibson assisted with the inside linebackers where Rick Gamboa was an All-Pac 12 selection in those years.

Before Colorado, Gibson spent the 2015-2016 season at his alma mater Dickinson State University (N.D.) as the special teams coordinator and linebackers coach. While at Dickinson, he helped bring the program back to national prominence as the Blue Hawks won the conference in consecutive years as well as national playoff appearances. During that time Dickinson State led the country in interceptions, ranked in the top 20 in scoring defense, and ranked in the top five in sacks and TFLs. Linebacker Tommy Sease was also a two-time NAIA All-American under Gibson and went on to break the school record in tackles.

Before going back to Dickinson State full time, Gibson was at Wayne State College as a graduate assistant, where he was the cornerbacks coach and assistant recruiting coordinator.

Gibson began his coaching career at Dickinson State, as a student coach while he completed his degree, after his stint as a four-year letterman at DSU at outside linebacker.

He graduated from Dickinson State in 2014 with a bachelor's degree in kinesiology and exercise science and received his master's degree in sports management from Chadron State College in 2016.

The Rapid City, S.D., native graduated from Harding County High School in Buffalo, S.D., where he lettered in football and basketball. Gibson and his wife, Sammy, have one daughter, Rua.

## GIBSON'S FOOTBALL CAREER

| YEAR          | TEAM                     | TITLE                                    |
|---------------|--------------------------|--|
| 2013          | Dickinson State          | Outside Linebackers                      |
| 2014          | Wayne State              | Cornerbacks/Assistant Recruiting         |
| 2015-16       | Dickinson State          | Special Teams Coordinator/Linebackers    |
| 2017-19       | Colorado                 | Graduate Assistant - Defense             |
| 2020-21       | Michigan State           | Defense/Special Teams Analyst            |
| 2022          | SIU                      | Special Teams Coordinator/Defensive Ends |
| <b>2023 -</b> | <b>Minnesota Vikings</b> | <b>Assistant Special Teams</b>           |



# PAT HILL

## ASSISTANT DEFENSIVE LINE

**NFL EXPERIENCE:** 1ST SEASON  
**VIKINGS EXPERIENCE:** 1ST SEASON



Patrick Hill joined the Vikings as the assistant defensive line coach for his first season in the NFL, after spending the 2022 season as a defensive analyst at LSU. Hill brings over a decade of coaching experience to head coach Kevin O'Connell's staff.

In 2022, Hill helped coach an LSU defense that ranked among the best in the SEC. Under Hill, the Tigers had three defenders land spots on the AP All-SEC Team, including defensive end BJ Ojulari who earned first team All-SEC honors. Defensive tackle Mekhi Wingo was also named Third Team AP All-America. Hill and the Tigers won the 2022 Citrus Bowl.

Prior to his time at LSU, Hill served as the assistant defensive line coach at Birmingham-Southern (2021). He came to Birmingham following stints as defensive line coach with Upper Iowa (2020) and Central Oklahoma (2019). At Central Oklahoma, Hill was instrumental in helping DEs Mike Rios and Drequan Brown both earn third-team all-conference accolades.

In 2018, he spent a season at Angelo State University where he coached the national defensive player of the year, Harlon Hill finalist, consensus All-American linebacker Markus Jones, who spent time with the Green Bay Packers and Baltimore Ravens.

Hill has also spent time at Morehead State, Ferrum College, James Madison, West Virginia State and Concordia-Ann Arbor in his career.

Hill got his coaching start at Concordia-Chicago in 2008, where he coached until 2012, helping them win the NATHC Championship in 2011. He also helped Adrian College to the 2012 MIAAC Championship.

The Shreveport, La., native earned an undergraduate degree in sports management and sociology (2010) and a graduate (2011) degree in sports leadership from Concordia-Chicago.

### HILL'S FOOTBALL CAREER

| YEAR          | TEAM                                      | TITLE  |
|---------------|---|--|
| 2008-11       | Concordia University-Chicago River Forest | Defensive Line   |
| 2012-13       | Adrian College                            | Defensive Line/J.V. Head Coach                         |
| 2013-14       | Concordia-Ann Arbor                       | Defensive Line/Asst. Special Teams Coord.              |
| 2014-15       | West Virginia State                       | Asst. Defensive Line                                   |
| 2015          | James Madison                             | Assistant Defensive Line                               |
| 2015-16       | Ferrum College                            | Defensive Line/Asst. Strength & Conditioning           |
| 2016-17       | Morehead State                            | Defensive Line/Video Coordinator                       |
| 2018          | Eastern Michigan                          | Defensive Quality Control/Linebackers                  |
| 2018          | Angelo State                              | Defensive Line/Asst. Special Teams Coord./Video Coord. |
| 2019          | Central Oklahoma                          | Assistant Coach/Defensive Line                         |
| 2020          | Upper Iowa                                | Defensive Line   |
| 2021-22       | Birmingham Southern                       | Defensive Line   |
| 2022          | Nicholls State                            | Defensive Line   |
| 2022          | LSU                                       | Defensive Analyst                                      |
| <b>2023 -</b> | <b>Minnesota Vikings</b>                  | <b>Assistant Defensive Line</b>                        |



# MICHAEL HUTCHINGS



## ASSISTANT DEFENSIVE BACKS

**NFL EXPERIENCE:** 1ST SEASON  
**VIKINGS EXPERIENCE:** 1ST SEASON

Michael Hutchings joined the Vikings as the assistant defensive backs coach for his first season in the NFL, after serving as the outside linebackers coach at Western Kentucky. Hutchings brings five years of coaching experience to head coach Kevin O'Connell's staff.

Hutchings comes to Minnesota after previous stints at Western Kentucky (2022), Oregon (2021) and USC (2018-20). During his time at USC, Hutchings helped lead a dramatic improvement in the Trojans' defense from 2019 to 2020, with total yards allowed per game dropping from 408.7 to 369.7 and passing yards allowed per game falling from 246.2 to 216.3. The Trojans had 16 forced turnovers in the shortened six-game 2020 season after getting 16 in 13 games in 2019.

Additionally, Hutchings coached safety Talanoa Hufanga, who was named a consensus All-American and the Pac-12 Defensive Player of the Year, and defensive lineman Marlon Tuipulotu, who made All-Pac-12 first team in 2020.

The Concord, Calif., native played four seasons (2013-16) at inside linebacker for USC, making 15 starts and recorded 118 tackles, including eight tackles for loss, 3.0 sacks, two passes defensed and one interception.

Hutchings received his bachelor's degree in communications from USC in 2017 and a master's degree in communication management.

### HUTCHINGS' COACHING BACKGROUND

| YEAR    | TEAM              | TITLE                           |
|---------|-------------------|---------------------------------|
| 2018-21 | USC               | Defensive Assistant/Linebackers |
| 2022    | Western Kentucky  | Outside Linebackers             |
| 2023 -  | Minnesota Vikings | Assistant Defensive Backs       |





# DARONTE JONES

**Defensive Backs/  
Passing Game Coordinator**

**NFL EXPERIENCE: 7TH SEASON  
VIKINGS EXPERIENCE: 3RD SEASON**



Daronte Jones (duh-RAHN-tay), enters his third season with the Vikings as defensive backs coach and his seventh season overall in the NFL. Prior to joining the Vikings, Jones spent one season with LSU, two years with the Cincinnati Bengals as the secondary/cornerbacks coach from 2018-19 and two years with the Miami Dolphins as the assistant defensive backs coach from 2016-17.

In 2022, Jones coached a secondary that finished third in the NFL in passes defended (87) and tied for 10th in the league for interceptions (15). Jones coached cornerback Patrick Peterson, who recorded the sixth-most passes defended (15) and the eighth-most interceptions (five) during that season. He also coached safety Harrison Smith to five interceptions, tying his single-season career-high.

Jones became the defensive coordinator/defensive backs coach at LSU for the 2021 season, helping linebacker Damone Clark earn second-team All-America honors, be selected as a finalist for the Butkus Award and win SEC Defensive Player of the Week twice on the season. During his time at LSU, Jones coached Derrick Stingley Jr., who was selected third overall in the 2022 NFL Draft.

While leading the Vikings defensive backs in 2020, the team ranked top 10 in the NFL in interception, and Jones helped Smith tie his career high with five interceptions.

With the Bengals, Jones aided in the development of young players, including CB Darius Phillips, a late-round draft pick who led Cincinnati with four interceptions in 2019 despite only playing in eight contests.

Jones previously worked two seasons with the Miami Dolphins as

an assistant defensive backs coach. In 2017, Jones helped S Reshad Jones to a team-high 122 tackles and a berth in the Pro Bowl. In his first season as a professional coach in 2016, Jones helped coach a Dolphins defense that recorded 16 interceptions, third-most in the NFL. Miami also ranked fourth in the league in third-down defense, allowing opponents to convert on only 36.15 percent of attempts.

Prior to the NFL, Jones served as defensive backs coach at Wisconsin in 2015, as the Badgers led the nation with just seven passing touchdowns allowed. Wisconsin's passing defense ranked second in the Big Ten and seventh nationally, allowing 173.2 pass yards per game. From 2012-14, Jones served as the secondary coach at Hawaii, adding the title of assistant head coach in 2014. Jones helped improve Hawaii's passing defense by 62.1 yards per game, as the Rainbow Warriors went from 85th nationally in 2011 to the 11th-best passing defense in 2012.

The Capital Heights, Md., native also had earlier coaching stops with the Montreal Alouettes of the Canadian Football League in 2011 as the defensive backs coach and with UCLA in 2010 as the cornerbacks coach. Jones was named assistant head coach/defensive coordinator at Bowie State from 2005-09. His defense finished in the top three nationally in three of his five seasons.

Prior to his time at Bowie State, Jones served as defensive coordinator at two Louisiana high schools – Jeanerette (2004) and Franklin (2003). He also spent the 2002 season coaching safeties at Nicholls State after beginning his coaching career in 2001 as a graduate assistant at Lenoir-Rhyne in North Carolina. Jones played four seasons as a defensive back at Morgan State before earning his bachelor's degree in 2001.

## JONES' COACHING BACKGROUND

| YEAR    | TEAM                     | TITLE                                      |
|---------|--------------------------|--|
| 2001    | Lenoir-Rhyne             | Graduate Assistant                         |
| 2002    | Nicholls State           | Assistant Coach                            |
| 2003    | Franklin High            | Defensive Coordinator                      |
| 2004    | Jeanerette High          | Defensive Coordinator                      |
| 2005-09 | Bowie State              | Assistant Head Coach/Defensive Coordinator |
| 2010    | UCLA                     | Cornerbacks                                |
| 2011    | Montreal Alouettes       | Defensive Backs                            |
| 2012-13 | Hawai'i                  | Secondary                                  |
| 2014    | Hawai'i                  | Assistant Head Coach/Secondary             |
| 2015    | Wisconsin                | Defensive Backs                            |
| 2016-17 | Miami Dolphins           | Assistant Defensive Backs                  |
| 2018-19 | Cincinnati Bengals       | Secondary/Cornerbacks                      |
| 2020    | Minnesota Vikings        | Defensive Backs                            |
| 2021    | LSU                      | Defensive Coordinator/Defensive Backs      |
| 2022 -  | <b>Minnesota Vikings</b> | <b>Defensive Backs</b>                     |



# CHRIS KUPER

## OFFENSIVE LINE

**NFL EXPERIENCE:** 16TH SEASON  
**VIKINGS EXPERIENCE:** 2ND SEASON



Chris Kuper (pronounced coo-pur) enters his second season with the Minnesota Vikings as offensive line coach in 2023. Kuper, who played eight years in the NFL, joined the Vikings staff after spending three seasons as the assistant offensive line coach with the Denver Broncos.

In 2022, Kuper coached an offensive line that helped the Vikings offense rank eighth in the NFL in scoring (24.9 ppg) and led running back Dalvin Cook to another 1,000-plus yard rushing season. Kuper guided center Garrett Bradbury to a career-high 68.1 pass block grade, according to Pro Football Focus.

Kuper worked under long-time offensive line coach Mike Munchak while in Denver, helping the Broncos offensive line give their quarterbacks the fourth-most time to throw (2.91 seconds) in the NFL, despite being blitzed on 26.9% of their dropbacks, the 13th-most in the NFL in 2021. The Broncos offensive line also blocked for two 900-plus yard rushers, RBs Melvin Gordon III (918) and Javonte Williams (903), the first running back duo since Houston Texans RBs Arian Foster (1,224) and Ben Tate (942) in 2011 to accomplish this feat.

In 2020, Kuper coached Associated Press Second-Team All-Pro tackle Garrett Bolles and assisted the Broncos offensive line in being ranked 13th in the NFL in sacks allowed (32). Kuper coached rookie third-round (83rd overall) center Lloyd Cushenberry III in 2020, one of two rookies (T Tristian Wirfs, Tampa Bay) in the NFL to play 100% of their team's offensive snaps.

Kuper oversaw guard Dalton Risner's rookie season, helping him earn Pro Football Writers of America All-Rookie Team honors after playing the eighth-most snaps among first-year players in

2019. Risner, Bolles and C Connor McGovern all were 16-game starters for Denver in 2019.

Prior to his time in Denver, Kuper worked with the Miami Dolphins as the assistant offensive line coach (2017-18) under Chris Foerster (2017) and Jeremiah Washburn (2018) and as an offensive quality control assistant (2016). Kuper helped aid in the development of T Laremy Tunsil, who allowed just one sack in 2018.

The 2017 offensive line allowed 33 sacks, which was the 11th-fewest in the NFL despite using nine different offensive line combinations. Kuper took over the offensive line coaching duties in Week 7 during the 2017 season, helping the offensive line protect for the sixth-best passing offense during that span. Kuper played eight seasons in the NFL with the Broncos, starting in 79 of his 90 games, playing both right and left guard. He was drafted in the fifth-round (161st overall) of the 2006 NFL Draft out of North Dakota. Kuper and former Vikings TE Jim Kleinsasser (1999) are the two of the last three players to be drafted out of North Dakota.

In his first seven seasons (78 starts) Kuper allowed just 12 sacks, according to STATS. He finished as the NFL's only 16-game starting guard to not allow a sack in 2008 and help the team set a club record for fewest sacks allowed (12). The Broncos also ranked third in the league in yards per rush (4.8), despite placing seven running backs on injured reserve in 2008.

In his eight-year career, Kuper was a three-time captain for the Broncos and was the recipient of the Ed Block Courage Award in 2012. A native of Anchorage, Alaska, he and his wife, Cynthia, have four children: Madeline, James, Anna and Alexandra.

### KUPER'S COACHING BACKGROUND

| YEAR          | TEAM                     | TITLE                     |
|---------------|--------------------------|---------------------------|
| 2016          | Miami Dolphins           | Offensive Quality Control |
| 2017-18       | Miami Dolphins           | Assistant Offensive Line  |
| 2019-21       | Denver Broncos           | Assistant Offensive Line  |
| <b>2022 -</b> | <b>Minnesota Vikings</b> | <b>Offensive Line</b>     |



# KEENAN MCCARDELL



## WIDE RECEIVERS

**NFL EXPERIENCE:** 25TH SEASON  
**VIKINGS EXPERIENCE:** 3RD SEASON

Keenan McCardell enters his third season with the Minnesota Vikings in 2023 as wide receivers coach, bringing nine years of NFL coaching experience to the club. A two-time Pro Bowler and two-time Super Bowl champion, McCardell played 17 seasons in the NFL as a wide receiver from 1991-2007.

In 2022, McCardell helped WR Justin Jefferson win NFL offensive MVP and become the first player in franchise history to lead the league in both receptions (128) and receiving yards (1,809). Jefferson's 1,809 receiving yards in 2022 was the sixth-most in NFL history and he joined Calvin Johnson, Cooper Kupp, Julio Jones, Jerry Rice and Antonio Brown as the only receivers to reach 1,800 receiving yards in a season. Under McCardell, Jefferson was selected to his third Pro Bowl (2020-22) and he was named NFC Offensive Player of the Week (Week 10) and NFC Offensive Player of the Month (November). McCardell also coached WR K.J. Osborn to two 100-plus yard receiving games, including his five receptions for 117 yards performance where he hauled in a 66-yard reception, marking the longest completion by the Vikings during that season.

Under the direction of McCardell, the wide receivers group turned in another impressive season, with new career highs. Jefferson posted another record-setting season, finishing with the second-most receiving yards in the NFL (1,616), trailing only Rams WR Cooper Kupp who had 1,947. In Week 9 at Baltimore, Jefferson became the second-fastest wide receiver in NFL history to 2,000 career receiving yards, doing so in only 24 games. Jefferson passed Hall of Fame WRs Jerry Rice, Randy Moss and Rams WR Odell Beckham, Jr., to set the NFL record for most receiving yards in a player's first two seasons in the league with 3,016. In addition to being named to his second consecutive Pro Bowl, Jefferson was also named NFC Offensive Player of the Month for the month of November when he caught 24 passes for 464 yards and three touchdowns. Jefferson's 464 yards are the third most in November in franchise history, trailing Moss' 473 receiving yards in 1998 and 510 in 2000.

In 2020, McCardell coached a Jacksonville receiving corps that saw WR DJ Chark become the first Jaguars player since WR Allen Robinson (2015-16) to have consecutive seasons with five-plus receiving touchdowns. WR Laviska Shenault, Jr., had the second-most catches by a Jaguars rookie (58), and he was the third rookie in team history with 600-plus yards and five-plus touchdowns.

In 2019, the Jaguars were one of three teams in the NFL to have

three wide receivers with at least 650 receiving yards. WRs Chark (1,008), Chris Conley (775) and Dede Westbrook (660) became the first trio of wide receivers in franchise history to record at least 600 receiving yards apiece. A 2019 Pro Bowler, Chark had 10 catches of 30+ yards, tied for fourth in the NFL. Chark joined former WRs Robinson (13 in 2015) and Jimmy Smith (12 in 1998) as the only Jaguars players with 10 or more such catches in a season.

In 2018, McCardell called upon his youngest Jags receivers to fill the void. Westbrook set career highs and led the team with 66 receptions, 717 receiving yards and 5 TDs. Westbrook joined Chiefs WR Tyreek Hill as the only players in the NFL with 500+ receiving yards and a punt return TD in 2018.

Despite having five wide receivers on Injured Reserve during the 2017 season, including Pro Bowl WR Robinson, McCardell's unit helped quarterback Blake Bortles achieve a career-high completion percentage. WR Keelan Cole set the team record for receiving yards by an undrafted rookie receiver (748) and ranked eighth in NFL history in the category.

Prior to Jacksonville, McCardell coached the wide receivers at Maryland from 2014-15. He oversaw the development of WR Stefon Diggs, whose 62 catches led the team and he ranked fourth in the Big Ten with 79.2 yards per game. Diggs had four games with 100+ yards and earned second-team All-Big Ten from the league coaches.

McCardell spent two seasons (2010-11) with Washington coaching wide receivers. In 2011, the overall unit had 346 receptions, the second-highest total in team history at the time and eclipsed the 4,000-yard mark. In 2010, his receivers set a then-franchise record for receptions in a season (349). McCardell's unit led the NFL with nine catches of 50-plus yards.

McCardell played in 209 career NFL games with 168 starts, amassed 883 receptions for 11,373 yards and 63 touchdowns. McCardell played for five franchises in his 17 seasons.

He played in Jacksonville from 1996-2001 and ranks second all-time in receptions (499) and yards (6,393) in Jaguars history including a career-best 94 receptions for 1,207 yards in 2000. McCardell earned his first Pro Bowl selection in 1996 after totaling a team-best 85 receptions for 1,129 yards. He had consecutive 90-plus catch seasons in 2000 and 2001 and was voted No. 7 on the Jaguars' All-25, by members of the local media.

McCardell joined Tampa Bay from 2002-03, played in San Diego from 2004-06 and finished in 2007 with Washington. While in San Diego, McCardell was teammates with Vikings Radio Network analyst Ben Leber.

In his debut season in Tampa in 2002, the Bucs went 12-4 in the regular season en route to a winning Super Bowl XXXVII over Oakland, catching both of Tampa Bay's scoring passes in the game. In 2003, he went to his second Pro Bowl following an 1,174-yard, eight touchdown season on 84 catches. McCardell caught a career-best nine touchdowns in San Diego during the 2005 season.

McCardell entered the league in 1991 after being drafted by Washington in the 12th round of the NFL Draft out of UNLV. He

spent his rookie season on injured reserve for the club that won Super Bowl XXVI over Buffalo at the Metrodome in Minneapolis.

Upon finishing his playing career, McCardell began coaching by completing a Bill Walsh Minority Fellowship with the New York Giants during the team's 2009 training camp. He also coached the West wide receivers in the 2010 East-West Shrine Game.

McCardell worked in broadcasting as a studio analyst for Comcast SportsNet for Washington's kickoff show in 2008 and served as a college football analyst for the Mountain West Network in 2009.

McCardell has five children Keandra, Nia and Nakeeya', and sons Keenan II and Kylan.

### MCCARDELL'S FOOTBALL CAREER

| YEAR          | TEAM                     | TITLE                 |
|---------------|--------------------------|-----------------------|
| 2010-11       | Washington Commanders    | Wide Receivers        |
| 2014-16       | Maryland                 | Wide Receivers        |
| 2017-20       | Jacksonville Jaguars     | Wide Receivers        |
| <b>2021 -</b> | <b>Minnesota Vikings</b> | <b>Wide Receivers</b> |



# CURTIS MODKINS

**Running Backs/  
Run Game Coordinator**

**NFL EXPERIENCE: 16TH SEASON  
VIKINGS EXPERIENCE: 2ND SEASON**



Modkins is in his second season with the Vikings and 28th year coaching in 2023. Before joining the Vikings in 2022, he served as the running backs coach for the Denver Broncos for four seasons (2018-21).

Under Modkins' direction in 2022, the running back unit recorded 18 rushing touchdowns, tied for the seventh-most that season. Running back Dalvin Cook tallied his fourth season with at least 1,000 yards rushing, which ties Robert Smith for the second-most in Vikings history and trails only Adrian Peterson (seven) for the most. Cook finished the 2022 season with the fourth-most rushing yards (1,173) in the NFL and sixth-most carries (264). His career-long 81-yard touchdown run was the second-longest in 2022. Cook tallied the third-most rushing yards (5,993) in franchise history. He was also named to his fourth-consecutive Pro Bowl. RB Alexander Mattison tallied a career-high five rushing touchdowns in 2022.

Modkins has been with seven previous teams since his start in the NFL in 2008, primarily serving as a running backs coach, but has offensive coordinator experience with the Buffalo Bills (2010-12) and San Francisco 49ers (2016), the same 49ers staff that Minnesota Vikings General Manager Kwesi Adofo-Mensah and Head Coach Kevin O'Connell worked on 2016. Modkins has worked with two NFL Pro Bowlers, RB Phillip Lindsay (2018) and RB C.J. Spiller (2012), and four 1,000-yard rushers, Lindsay (Denver, 2018-19), RB Jordan Howard (Chicago, 2017), Reggie Bush (Lions, 2013) and Spiller (Bills, 2012).

During the 2021 season, Modkins helped guide RB Melvin Gordon III (918) and rookie RB Javonte Williams (903) to 900-plus-yard seasons, becoming the first running back duo since Houston Texans RBs Arian Foster (1,224) and Ben Tate (942) in 2011 to accomplish this feat. Additionally, Gordon III and Williams both scored two touchdowns against Detroit in Week 14, becoming just the third running back duo in Broncos history to post two touchdowns in the same game, the first since RBs Gene Mingo and Al Frazier against the Oakland Raiders in 1962. Williams, a 2021 PFWA All-Rookie Team member, posted 1,129 scrimmage yards in 2021, becoming just the seventh rookie in team history to finish the season with at least 1,000 scrimmage yards.

Led by Gordon III and Lindsay, the Broncos nearly rushed for 2,000 yards in 2020, while Gordon's 4.59 rushing average ranked

fourth in the AFC. Under Modkins, Lindsay rushed for 1,011 yards in 2019 and 1,037 in 2018, making him the first undrafted player in NFL history to top the 1,000-yard mark in consecutive seasons to start their career. In 2019, Lindsay became the first undrafted offensive player to record consecutive 1,000-yard rushing seasons. In 2018, he also became the first undrafted offensive player to reach the pro bowl.

Before helping Howard to 1,122 rushing season with the Bears in 2017, Modkins was an offensive coordinator for the 49ers (2016), helping RB Carlos Hyde to 988 rushing yards on the year. Hyde also finished averaging 76.0 rushing yards per game, which is a career high. Modkins helped quarterback Colin Kaepernick to a 90.7 passer rating in his 11 starts, highlighted by throwing 16 touchdowns to only four interceptions in 2016.

As the run game coordinator/running backs coach for the Lions in 2013-15, Modkins oversaw the production of Bush and RB Joique Bell, helping the two to become the first backfield in NFL history to each register 500 rushing yards and 500 receiving yards in the same season in 2013. In his final season in Detroit, Modkins guided rookie RB Ameer Abdullah to a career-best 597 rushing yards.

While working as the Bills offensive coordinator (2010-12), Modkins directed a unit in which QB Ryan Fitzpatrick topped 3,000 passing yards each season and WR Steve Johnson reached the 1,000-yard mark in each campaign. With Spiller earning his first Pro Bowl selection in 2012 after running for 1,244 yards, the Bills featured a 3,000-yard passer, a 1,000-yard rusher and a 1,000-yard receiver for the first time in 10 seasons.

Modkins began his NFL coaching career with the Kansas City Chiefs in 2008 and then moved to the Arizona Cardinals in 2009 before becoming the Bills offensive coordinator.

Modkins spent 13 years working at the collegiate level before making his way to the NFL, spending time as the running backs coach (2003-07) and defensive backs coach (2002) with Georgia Tech, cornerbacks coach with New Mexico (1998-2001) and tight ends coach (1997) and secondary coach with TCU.

A native of Marlin, Texas, Modkins played football at TCU (1989-92) and finished his career with the third-most rushing yards in school history (2,763).

## MODKINS' FOOTBALL CAREER

| YEAR          | TEAM                     | TITLE                                     |
|---------------|--------------------------|---|
| 1996          | TCU                      | Secondary                                 |
| 1997          | TCU                      | Tight Ends                                |
| 1998-2001     | New Mexico               | Cornerbacks                               |
| 2002          | Georgia Tech             | Defensive Backs                           |
| 2003-07       | Georgia Tech             | Running Backs                             |
| 2008          | Kansas City Chiefs       | Running Backs                             |
| 2009          | Arizona Cardinals        | Running Backs                             |
| 2010-12       | Buffalo Bills            | Offensive Coordinator/Running Backs       |
| 2013-15       | Detroit Lions            | Run Game Coordinator/Running Backs        |
| 2016          | San Francisco 49ers      | Offensive Coordinator                     |
| 2017          | Chicago Bears            | Running Backs                             |
| 2018-21       | Denver Broncos           | Running Backs                             |
| <b>2022 -</b> | <b>Minnesota Vikings</b> | <b>Running Backs/Run Game Coordinator</b> |



# DERRON MONTGOMERY



## QUALITY CONTROL - OFFENSE

**NFL EXPERIENCE:** 2ND SEASON  
**VIKINGS EXPERIENCE:** 2ND SEASON

Derron Montgomery enters his second season in the NFL as an offensive quality control assistant with the Vikings in 2023. He previously served as a senior offensive analyst for the University of Arizona in 2021.

In 2022, Montgomery helped the Vikings offense finish seventh in the league in total offense (361.5) and sixth in passing yards per game (263.8). The unit averaged 22.5 first downs per game, the fourth-most in the NFL. Minnesota scored 58 points on their opening drives, the second-most in the NFL in 2022. Four offensive players were also named to the Pro Bowl – running back Dalvin Cook, quarterback Kirk Cousins, tight end T.J. Hockenson and wide receiver Justin Jefferson.

While with Arizona in 2021, Montgomery helped WR Stanley Berryhill III finish second in the Pac-12 in receptions (83) and fourth in receiving yards (744), ultimately earning him first-team All-Pac-12 (all-purpose) honors and an honorable mention as a wide receiver.

Prior to his time with the Wildcats, Montgomery spent time at Georgia as the offensive quality control coach from 2018-20.

Montgomery served as an assistant head coach with Abilene Christian, working with the fullbacks and tight ends from 2016-17 after his time as the offensive coordinator for New Mexico Highlands in 2016.

In his time with Michigan as the wide receivers coach in 2015, he helped Michigan to a 10-3 overall record and a postseason Citrus Bowl victory over Florida. Montgomery assisted passing game coordinator Jedd Fisch in running position meetings, rotations and subs in game, and he recruited the Texas and South Florida areas. He also helped WRs Jehu Chesson and Amara Darboh both top 50 catches for more than 700 yards. Chesson was named to

the All-Big Ten First Team by the coaches, and won the Bo Schembechler MVP award.


Montgomery began his coaching career as a student assistant coach at Abilene Christian from 2009-11 and then served as an intern coaching assistant for Miami (2012) before serving as the assistant wide receivers coach for Miami from 2013-14. While with Miami, he helped WR Phillip Dorsett lead the ACC in receiving touchdowns (10) and receiving yards per reception (24.2) in 2014. WR Allen Burns had a career-high 62 reception for 1,162 receiving yards and six touchdowns in 2013. His 1,162 receiving yards were fourth-best in the ACC. Montgomery helped Miami to consecutive postseason bowl appearances in 2013 (Athletic Bowl) and 2014 (Independence Bowl).

Montgomery has worked briefly with the Cleveland Browns and Baltimore Ravens in his career. In July 2014 and 2015, he was a training camp volunteer with the Browns, where he crossed paths with then-head coach Mike Pettine and then-quarterbacks coach Kevin O’Connell. From January to February 2012, he worked with the Baltimore Ravens as a postseason volunteer, where he assisted Wilbert Montgomery, his father and Ravens running backs coach, with postseason evaluation and scouting reports of NFL prospects. Wilbert Montgomery played nine seasons in the NFL, eight with the Eagles and one with the Detroit Lions, and is second all-time in Eagles rushing yards (6,538) and touchdowns (45).

The Garland, Texas, native played wide receiver at Iowa State from 2006-09 before his playing career ended due to an injury in 2009. He then transferred to Abilene Christian where he obtained his bachelor’s degree in criminal justice in 2011. Montgomery also has his master’s degree in arts and liberal studies from the University of Miami.

### MONTGOMERY'S COACHING BACKGROUND

| YEAR    | TEAM                 | TITLE                                  |
|---------|----------------------|--|
| 2009-11 | Abilene Christian    | Student Assistant Coach                |
| 2012-13 | Miami                | Intern Coaching Assistant              |
| 2013-14 | Miami                | Assistant Wide Receivers               |
| 2015    | Michigan             | Wide Receivers                         |
| 2016    | New Mexico Highlands | Offensive Coordinator                  |
| 2016-17 | Abilene Christian    | Assistant Coach - Fullbacks/Tight Ends |
| 2018-20 | Georgia              | Offensive QC/WRs                       |
| 2021    | Arizona              | Senior Offensive Analyst               |
| 2022 -  | Minnesota Vikings    | Quality Control - Offense              |



# CHRIS O'HARA

## QUARTERBACKS

**NFL EXPERIENCE:** 10TH SEASON  
**VIKINGS EXPERIENCE:** 2ND SEASON



Chris O'Hara is in his second season in Minnesota and 14th overall in the NFL as the club's quarterbacks coach in 2023. He most recently served as the offensive assistant during the 2021 season for the Los Angeles Rams, who won Super Bowl LVI.

In his first season as a position coach in 2022, O'Hara helped quarterback Kirk Cousins finish the regular season with the fourth-most passing yards (4,457), the fourth-most completions (424) and tied for the fifth-most passing touchdowns (29). Cousins has eight consecutive seasons with at least 25 touchdown passes thrown, becoming the fifth player in NFL history to accomplish this feat in eight-straight seasons. O'Hara also had a hand in helping Cousins orchestrate a league-leading eight fourth-quarter comebacks, which tied Matthew Stafford (2016) for the NFL record. Cousins was also named to his second-consecutive Pro Bowl and fourth overall in 2022.

O'Hara assisted in QB Matthew Stafford's first season with the team, helping him throw for the third-most passing yards (4,886) and second-most touchdowns (41) in the NFL, all while achieving his career-best 102.9 passer rating (in seasons with more than eight starts). In his first year as offensive assistant, O'Hara had a hand in helping wide receiver Cooper Kupp have one of the best receiving seasons in NFL history, leading the NFL in

receptions (145), receiving yards (1,947) and receiving touchdowns (16), earning AP First-Team All-Pro and Pro Bowl honors.

O'Hara spent the 2020 season with the Jacksonville Jaguars after spending the previous three seasons working with Jay Gruden in Washington (2017-19) as an offensive quality control coach. Prior to his stint in Washington, O'Hara worked as an offensive coaching associate with the Jaguars from 2014-16. In 2015, the Jaguars' offense accounted for 35 touchdown passes, shattering the previous team record of 28 set in 2007.

Before entering the NFL ranks, O'Hara spent three seasons coaching on the defensive side of the ball at the University of Miami from 2011-13, including one season as a graduate assistant and two as a student assistant. In his final season with the Hurricanes, O'Hara helped Miami finish third in the ACC with 27 takeaways.

Prior to working at Miami, O'Hara spent two seasons at Temple, serving as a student assistant with the school's football team.

A native of Swoyersville, Pa., O'Hara graduated from Miami in December 2012 with a degree in sports administration. He and his wife Cynthia married in 2019 and have a son, Lincoln.

### O'HARA'S COACHING BACKGROUND

| YEAR          | TEAM                     | TITLE                        |
|---------------|--------------------------|------------------------------|
| 2009-10       | Temple                   | Student Assistant            |
| 2011-12       | Miami                    | Student Assistant            |
| 2013          | Miami                    | Graduate Assistant           |
| 2014-16       | Jacksonville Jaguars     | Offensive Coaching Assistant |
| 2017-19       | Washington Commanders    | Offensive Quality Control    |
| 2020          | Jacksonville Jaguars     | Offensive Assistant          |
| 2021          | Los Angeles Rams         | Offensive Assistant          |
| <b>2022 -</b> | <b>Minnesota Vikings</b> | <b>Quarterbacks</b>          |





# JUSTIN RASCATI

**ASSISTANT OFFENSIVE LINE**

**NFL EXPERIENCE:** 5TH SEASON  
**VIKINGS EXPERIENCE:** 2ND SEASON



Justin Rascati began his second season as the assistant offensive line coach in 2023. He spent three seasons (2019-21) with the Denver Broncos as an offensive quality control assistant.

In 2022, Rascati helped coach an offensive line that allowed quarterback Kirk Cousins to set a team record for passing attempts (698) and total the second-most completions (424) and passing yards (4,547) in club history. He also helped coach an offensive line that paved the way for running back Dalvin Cook to secure his fourth 1,000-yard rushing season, tying him for the second-most in team history with Robert Smith, trailing only Adrian Peterson (seven).

After spending his first two seasons in Denver assisting offensive line coach Mike Munchak and newly hired Vikings offensive line coach Chris Kuper, Rascati worked more with the team's quarterbacks in 2021. In his role working with the quarterbacks, Rascati aided in QB Teddy Bridgewater recording 3,052 passing yards, 18 touchdowns and a 94.9 passer rating.

While with Denver in 2020, the offensive line used five different combinations and featured steady improvement throughout the year. The unit, which included second-team All-Pro tackle Garrett Bolles, tied for fourth in the NFL in sacks allowed (19) and sacks allowed per game (1.5) through the final 14 weeks of the season.

With the Broncos in 2019, Rascati assisted an offensive line that included three players who started all 16 games (Bolles, center

Connor McGovern & guard Dalton Risner). He was part of an offensive staff that helped RB Phillip Lindsay rush for more than 1,000 yards. Prior to his jump to the NFL, Rascati was the offensive coordinator/quarterbacks coach for the University of Tennessee-Chattanooga, helping the team to a three-win improvement from 2017 (3-8) to 2018 (6-5).

Rascati coordinated the offense for Tennessee Tech in 2016 following two seasons as wide receivers coach and passing game coordinator for Tennessee-Martin. He began his collegiate coaching career as quarterbacks coach for Weber State from 2012-13 following two seasons (2010-11) as offensive coordinator for Kentucky Country Day School in Louisville, Ky.

A former quarterback, Rascati played collegiately at Louisville in 2003 before transferring to James Madison. He passed for 5,912 yards with 51 touchdowns and only 16 interceptions in three seasons (2004-06) at JMU, leading the Dukes to a 13-2 record and the program's first FCS National Championship in 2004. A graduate of Buchholz High School in Gainesville, Fla., Rascati finished his prep career as the school's all-time leader in career passing yards (5,033) and passing touchdowns (45). In 2019, He was selected to participate in the prestigious American Football Coaches Association 35 Under 35 Coaches Leadership Institute at the AFCA Convention in San Antonio.

Rascati and his wife, Jennifer, have three boys: Rhett, Rhys and Riley. He was born on Feb. 8, 1984.

## RASCATI'S COACHING BACKGROUND

| YEAR          | TEAM                        | TITLE                                   |
|---------------|-----------------------------|---|
| 2010-11       | Kentucky Country Day School | Offensive Coordinator                   |
| 2012-13       | Weber State                 | Quarterbacks                            |
| 2014-15       | Tennessee-Martin            | Wide Receivers/Passing Game Coordinator |
| 2016          | Tennessee Tech              | Offensive Coordinator                   |
| 2017-18       | Tennessee-Chattanooga       | Offensive Coordinator/Quarterbacks      |
| 2019-21       | Denver Broncos              | Offensive Quality Control               |
| <b>2022 -</b> | <b>Minnesota Vikings</b>    | <b>Assistant Offensive Line</b>         |



# CHRIS RUMPH

## DEFENSIVE LINE

**NFL EXPERIENCE:** 4TH SEASON  
**VIKINGS EXPERIENCE:** 2ND SEASON



Chris Rumph began his second season with the Minnesota Vikings in 2023 and fourth overall in the NFL as defensive line coach. He previously spent the 2021 season as the defensive line coach for the Chicago Bears.

In 2022, Rumph helped defensive lineman Dalvin Tomlinson force his second-career fumble and fumble recovery, marking the first time Tomlinson has registered both in a single season. He also helped both Tomlinson and DL Harrison Phillips to each notch career highs in solo tackles, with Tomlinson recording eight in Week 14 and Phillips totaling six in Week 11. Phillips also played a career-high 664 defensive snaps, and tallied a career-high 59 total tackles on the season.

During his college coaching career, he worked with 25 NFL draft picks, including three first-round selections (defensive end Gaines Adams, defensive tackles Taven Bryan and Malcom Brown).

In the 2021 season, Rumph's second in the NFL, Chicago registered 49 sacks on the season, fourth-most in the league. Additionally, Chicago's defense limited opponents to a third-down conversion rate of 42.1%, which ranked second in the NFL behind the Buffalo Bills (40.7%).

He entered the professional coaching ranks as outside linebackers coach for the Houston Texans in 2020.

Prior to joining the 2020 Texans staff, Rumph spent two seasons as the co-defensive coordinator and outside linebackers coach at the University of Tennessee. In 2018, his first season with the team, the Vols defense was one of the most improved in the FBS, jumping 74 spots in run defense with opponents rushing for nearly 100 fewer yards per game than in 2017. Under the guidance of Rumph, 2020 NFL Draft pick Darrell Taylor emerged as a standout player in 2018, leading the Vols in both sacks (8.0), tackles for loss (11.0), forced fumbles (three) and fumble recoveries (two) en route to Team MVP honors. Taylor earned Bednarik National Player of the Week, Walter Camp National Defensive Player of the Week and SEC Defensive Player of the Week honors after his four-sack performance in the win over No. 12 Kentucky. Taylor's four-sack effort was only the third in Tennessee history. Additionally, Taylor recorded 3.0 sacks and two forced fumbles to go along with six tackles at Georgia. He was one of two Power-5 players with multiple three-sack games in 2018.

He served as the defensive line coach for Florida in 2015 before

being promoted to co-defensive coordinator prior to the 2017 season, and served as full-time defensive coordinator for the final four games of the season after Randy Shannon was promoted to interim head coach. Under Rumph's direction in 2016, Florida ranked fifth in the SEC in rushing defense (114.5 ypg) and finished fourth in the conference in sacks with 31. The 2015 Gators team was one of the nation's best at getting to the quarterback, registering 40 sacks, which ranked fifth nationally and tied for the sixth highest in school history. During his tenure in Gainesville, Rumph produced a host of talent along the defensive line, including five NFL draft picks - Taven Bryan (2018), Caleb Brantley (2017), Joey Ivie (2017), Alex McCalister (2016) and Jonathan Bullard (2016).

Before heading to Florida, Rumph spent one season at Texas as the program's assistant head coach for defense/defensive line. Under Rumph's mentorship, the Longhorns had one of the nation's top defensive lines and ranked 12th in the country with 40 sacks. Texas finished the season ranked 26th in the FBS in total defense (348.5 ypg). The Longhorns 2014 defense was led by DT Malcom Brown, who was a consensus All-American and a finalist for the Nagurski and Outland Trophies. Brown was selected in the first round of the 2015 NFL Draft by the New England Patriots. Fellow DT Hassan Ridgeway also had a big season for the Longhorns, ranking second on the team with 6.0 sacks - which also ranked second among defensive tackles in the Big 12 - and 11 tackles for loss. Ridgeway was a fourth-round pick by the Indianapolis Colts in the 2016 NFL Draft.

Rumph spent three seasons as defensive line coach for Nick Saban at Alabama from 2011-13 and was part of the Crimson Tide's back-to-back BCS national championship teams in 2011 and 2012. During his time in Tuscaloosa, Rumph also coached former Vikings defensive lineman Dalvin Tomlinson in 2013, prior to him being selected in the 2017 NFL Draft. Alabama ranked fifth nationally in total defense (286.5 yards per game) in 2013 and seventh in rush defense (106.2 yards per game). DE Ed Stinson earned All-SEC Second-Team accolades for the Tide.

The Crimson Tide featured the country's top-ranked scoring, total and rushing defense in 2012, allowing just 10.9 points per game, 250.0 yards per game and 76.4 yards rushing per game. Alabama's stifling defense saved its best performance for last as the Tide shut out top-ranked LSU in the national title game by a score of 21-0. Alabama surrendered just five first downs and allowed LSU to cross the 50-yard line just once the entire game. Alabama's 2011 defense was one of the most dominant in the

history of college football.

The Crimson Tide allowed just 8.2 points per game and gave up 183.6 total yards per contest, the fewest by an FBS team in records dating to 1996. Alabama also led the country in passing defense (111.5 ypg) and rushing defense (72.2 ypg).

The 2011 team featured five players along the defensive line that would end up being drafted by NFL teams: nose tackle Josh Chapman, DE Quinton Dial, DT Jesse Williams, DE Jeffrey Pagan and DE Ed Stinson. Chapman earned All-SEC Second-Team honors that season. In total, Rumph coached six NFL Draft picks on the defensive line during his three-year stint with the Crimson Tide.

Rumph was hired as Clemson's defensive line coach in 2006, serving in the role until 2009 when he focused solely on the Tigers' defensive ends. The Tigers ranked among the top-25 nationally in scoring defense and total defense during each of Rumph's five seasons at Clemson. In 2010, Rumph coached unanimous All-American defensive end Da'Quan Bowers, who led the nation in sacks (15.5) and was tied for first in tackles-for-loss (26.0). He won both the Nagurski Trophy as the nation's top defensive player, and the Hendricks Award as the nation's top defensive end, and was a second-round pick in the 2011 NFL Draft by Tampa Bay.

In Rumph's first year with the Tigers, he worked with defensive end Gaines Adams, who was the fourth overall selection in the 2007 draft by Tampa Bay after receiving unanimous All-America honors as a senior. Adams tallied 12.5 sacks to rank fourth in the nation. In his five-year career at Clemson, Rumph coached nine NFL draft picks and four All-ACC selections.

Rumph served as the outside linebackers coach at Memphis from 2003-05, helping lead the Tigers to three-consecutive bowl games, including a pair of bowl victories in 2003 and 2005.

Memphis won 24 games during his three seasons on staff.

The Memphis defense ranked 23rd in the nation in turnover margin in 2005 when the Tigers posted a 7-5 record. The defensive unit allowed just 125.6 yards per game on the ground, first in Conference USA and 27th in the nation. Two of Rumph's players, Tim Goodwell and Carlton Baker, were the top-two tacklers on the defense. Goodwell led the team in tackles with 102 and Baker had 88, including a team best five sacks.

In 2004, Goodwell and fellow linebackers Carlton Baker and Quinton McCrary were three of the top four tacklers on the team, accounting for 284 of the team's total tackles. Rumph's linebackers also logged 10 of the team's 23 sacks in 2004 as Memphis started the year 5-1 and was ranked in the top 25 of The Associated Press poll, the first top-25 ranking in the history of the program.

During Rumph's first year at Memphis in 2003, the Tigers finished the year ranked ninth in the nation in total defense, while linebacker Coot Terry was named to the All-Conference USA team. Rumph served as South Carolina State's defensive backs coach in 2002 after a five-year stint as head coach at Calhoun County High School in his hometown of St. Matthews, S.C., from 1997-2001. Rumph also worked as a graduate assistant coach at South Carolina in the spring of 1997 prior to being named the head coach at Calhoun County High.

Rumph was a four-year letterwinner at South Carolina, where he starred as a linebacker for the Gamecocks under head coaches Sparky Woods and Brad Scott, totaling 141 career tackles. Rumph helped lead USC to its first bowl victory in the 1995 Carquest Bowl. He earned his bachelor's degree from South Carolina in 1994. He and his wife Kila are the proud parents of two sons, Christopher and Elijah. Christopher was drafted in the fourth round (118th overall) of the 2021 NFL Draft by the Los Angeles Chargers and played in all 16 games this past year.

### RUMPH'S COACHING BACKGROUND

| YEAR          | TEAM                     | TITLE   |
|---------------|--------------------------|---|
| 1997          | South Carolina           | Graduate Assistant                              |
| 1997-2001     | Calhoun County High      | Head Coach                                      |
| 2002          | South Carolina State     | Defensive Backs                                 |
| 2003-05       | Memphis                  | Outside Linebackers                             |
| 2006-10       | Clemson                  | Defensive Line/Defensive Ends                   |
| 2011-13       | Alabama                  | Defensive Line                                  |
| 2014          | Texas                    | Assistant Head Coach for Defense/Defensive Line |
| 2015-16       | Florida                  | Defensive Line                                  |
| 2017          | Florida                  | Co-Defensive Coordinator/Defensive Line         |
| 2018-19       | Florida                  | Co-Defensive Coordinator/Outside Linebackers    |
| 2020          | Houston Texans           | Outside Linebackers                             |
| 2021          | Chicago Bears            | Defensive Line                                  |
| <b>2022 -</b> | <b>Minnesota Vikings</b> | <b>Defensive Line</b>                           |



# MIKE SIRAVO

## INSIDE LINEBACKERS

**NFL EXPERIENCE:** 4TH SEASON  
**VIKINGS EXPERIENCE:** 1ST SEASON

Mike Siravo is in his fourth season coaching in the NFL and first with the Vikings as inside linebackers coach, after spending two seasons as the senior defensive assistant/linebackers coach and one season as the linebacker coach with the Carolina Panthers. He brings 23 total years of coaching experience, both collegiately and professionally, to head coach Kevin O'Connell's staff.

In 2022, Siravo served as the defensive run game coordinator and coached a run defense that finished 12th in the NFL in rushing average (4.27), fourth in total tackles (1,078) and ninth in tackles for loss (88). Under Siravo, linebacker Frankie Luvu recorded 19 tackles for loss, tied for the second-most in the NFL.

In 2021, Siravo served as the senior defensive assistant/linebackers coach and helped Carolina finish second in the league in total defense, holding their opponents to only 305.9 yards per game. Under Siravo's guidance, LB Shaq Thompson finished the season with 104 tackles, making him the eighth player in franchise history to eclipse 100 tackles in three consecutive seasons. LB Jermaine Carter Jr., also posted a career-high 88 total tackles.

During Siravo's first season with Carolina, Thompson posted his second-consecutive season with over 100 tackles (114), becoming the fifth Panther since 2000 with back-to-back seasons of 100-plus tackles. As a whole, Carolina's linebackers accounted for 344 tackles, ranking 10th in the NFL.

Prior to coaching with Carolina, Siravo spent three years (2017-19) as Baylor's linebackers coach and special teams coordinator. During the 2019 campaign at Baylor, Siravo's linebacking core helped anchor a defense that finished second in turnovers gained (30), third in interceptions (17), eighth in sacks per game (3.31), and fifth in turnover margin (1.08). Under Siravo's teaching, Baylor placed two linebackers on the All-Big 12 Second-Team Defense.

Siravo served his final four seasons at Temple coaching the linebackers. He previously spent one season (2006) at Temple under then-head coach Al Golden as recruiting coordinator and linebackers coach. He coached linebackers for the Owls and served as defensive run coordinator and recruiting coordinator during the AAC-championship season in 2016. Linebackers Avery Williams and Stephoun Marshall both earned 2016 All-AAC honors and Siravo was named the 2016 National Linebackers Coach of the Year by FootballScoop. Siravo coached two-time All-American and 2015 Bednarik Award and Nagurski Trophy winner Tyler Matakevich, who also won AAC Defensive Player of the Year honors.

Prior to returning to Temple, Siravo coached six years (2007-12) at Boston College as defensive backs coach and recruiting coordinator. He coached a secondary that helped three B.C. defenses rank in the top-10 nationally in interceptions: 2007 (second, 25), 2008 (first, 26) and 2010 (eighth, 20). In 2007, Siravo was part of a staff that led Boston College to an 11-3 record and No. 10 final AP ranking. The Eagles ranked second nationally with 25 interceptions. He mentored free safety Jamie Silva, a consensus All-American and Jim Thorpe Award finalist. He also coached linebackers and served as recruiting coordinator at Columbia from 2003-05.

Siravo began his career as a graduate assistant at Boston College from 1998-2000. The former walk-on earned a scholarship and lettered two years at linebacker under head coaches Dan Henning and Tom O'Brien. He earned Academic All-Big East honors as a senior.

The Pawtucket, R.I., native, Siravo earned a bachelor's degree in history from Boston College in 1998. He also earned a master's degree from his alma mater in administrative studies of business in 2000. He and his wife, Alison, are the parents of their three children, William, Evelyn and Henry.

### SIRAVO'S COACHING BACKGROUND

| YEAR        | TEAM                     | TITLE                                  |
|-------------|--------------------------|--|
| 1998-2000   | Boston College           | Graduate Assistant                     |
| 2003-05     | Columbia University      | Linebackers                            |
| 2006        | Temple                   | Recruiting Coordinator                 |
| 2007-12     | Boston College           | Defensive Backs                        |
| 2013-16     | Temple                   | Linebackers                            |
| 2017-19     | Baylor                   | Linebackers                            |
| 2020        | Carolina Panthers        | Linebackers                            |
| 2021-22     | Carolina Panthers        | Senior Defensive Assistant/Linebackers |
| <b>2023</b> | <b>Minnesota Vikings</b> | <b>Inside Linebackers</b>              |



# MIKE SMITH

**Outside Linebackers/  
Pass Rush Specialist**

**NFL EXPERIENCE: 14TH SEASON  
VIKINGS EXPERIENCE: 2ND SEASON**



Mike Smith enters his second season with the Vikings as outside linebackers/pass rush specialist in 2023, after spending three seasons (2019-21) with the Green Bay Packers. Smith worked with assistant head coach Mike Pettine, while he was the defensive coordinator in Green Bay (2019-20) and for the New York Jets (2010-12). Minnesota Vikings Head Coach Kevin O'Connell played quarterback for the Jets from 2009-11, overlapping with Smith and Pettine.

In 2022, Smith coached two outside linebackers to earn Pro Bowl honors. Outside linebacker Danielle Hunter, who started in all games this season for the first time since 2019 registered 65 tackles (46 solo), a career-high-tying 22 quarterback hits, a team-leading 10.5 sacks and a career-high three passes defended, ultimately earning him his third Pro Bowl nod. OLB Za'Darius Smith finished the 2022 season fifth in the NFC in sacks (10.0) and tied for fourth in tackles for loss (15). On top of a Pro Bowl honor, he earned NFC Defensive Player of the Week (Week 8) and NFC Defensive Player of the Month (October). Smith and Hunter became the second Vikings edge duo in franchise history to each record double-digit sacks (DE Chris Doleman and DE Al Noga, 1989).

During the 2021 season, Smith coached linebackers Rashan Gary and Preston Smith to nine-plus sack seasons, becoming the second linebacker duo in team history to accomplish this feat. The other duo was Smith and LB Za'Darius Smith in 2019. The Packers were also one of two teams to have two linebackers to record nine-plus sacks in 2021; the other was Arizona Cardinals LBs Chandler Jones (10.5) and Markus Golden (11.0).

Smith's unit again led the Packers' pass rush effort in 2020. Z. Smith was named to the Pro Bowl for the second-straight season after tying for fourth in the NFL with 12.5 sacks. He became the first Packers defender to earn a Pro Bowl selection in consecutive years since LB Clay Matthews in 2014-15. Additionally, Z. Smith earned Associated Press Second-Team All-Pro honors for the first time in his career, becoming the first Packers LB to be named All-Pro since Matthews in 2012.

In his first two years playing under Smith (2019-20), Z. Smith posted 26.0 sacks, the most by a player in his first two seasons with the Packers and tied for third in the NFL over that span. Smith also oversaw the development of second-year LB Gary in 2020. Despite only starting four games, Gary finished second on the team with 5.0 sacks and tied for second on the team with 11 quarterback hits during the regular season.

In his first season with the Packers, Smith oversaw the most productive pass-rushing duo in the NFL. Z. Smith (13.5) and P. Smith (12.0) both posted career-high sack totals as they became the first duo in team history (since 1982) to post 12-plus sacks each in the same season and the first duo in NFL history to both register 12-plus sacks in their first season as teammates.

In 2018, Smith tutored LB Dee Ford, who tied for second among NFL linebackers with a career-high 13 sacks on his way to earning Pro Bowl recognition for the first time in his career. Ford was also tied for the league lead (defensive end J.J. Watt) with a career-best seven forced fumbles, tied for the second most in a season in franchise history behind only LB Derrick Thomas (eight, 1992). Smith also coached veteran LB Justin Houston in 2018, helping him register nine sacks and five forced fumbles in 12 games of action. Ford and Houston became the first Kansas City duo to both register five-plus forced fumbles in the same season since DEs Jared Allen and Tamba Hali accomplished the feat in 2006. Ford and Houston joined Broncos LBs Von Miller and Bradley Chubb as the only teammate duo in the NFL in 2018 to both register nine-plus sacks on the season. The defensive line also helped the Chiefs rank No. 1 in the league in takeaways (33), fifth in red-zone defense (49.1percent) and tied for sixth in touchdowns allowed (34).

Prior to his arrival in Kansas City, Smith coached at his alma mater, Texas Tech, for three seasons (2013-15). He served as the co-defensive coordinator and defensive line coach in 2015 after working as the interim defensive coordinator and outside linebackers coach in 2014. Under his guidance in 2014, junior LB Pete Robertson led the Big 12 and was tied for seventh in the country with 12 sacks on his way to earning AP First-Team All-Big 12 honors. Smith served as the co-defensive coordinator and outside linebackers coach in his first season with the Red Raiders in 2013, helping the defense nearly double its takeaways total from the previous season.

Smith worked the previous three seasons for the New York Jets, coaching the outside linebackers in 2012 and serving as a coaching intern in 2010-11. In 2012, he was part of a staff that helped the Jets rank second in the league in passing yards allowed (189.8 ypg) and opponent completion percentage (53.8) and seventh in opponent passer rating (78.2). Smith helped tutor LB Aaron Maybin in 2011, who led the Jets with 6.0 sacks and four forced fumbles in only 13 games of action. Smith was part of a defensive staff that helped New York rank third in the league in total defense (291.5 ypg), run defense (90.9 ypg) and yards

allowed per carry (3.56) in 2010 as the Jets advanced to the AFC Championship Game.

Smith's coaching career began in 2009, when he served as the linebackers coach at the University of Hawaii, where he helped LB Blake Soares post a team-high 107 tackles (58 solo) on his way to earning first-team All-Western Athletic Conference honors.

Smith was a four-year letterwinner as a linebacker at Texas Tech, where he was named team MVP and captain as a senior in 2004. At the time of his graduation, he was one of just five Texas Tech

players to have appeared in 50-plus career games. He was tied for the team lead with 83 tackles as a senior, earning All-Big 12 Honorable Mention, as he helped lead the Red Raiders to an 8-4 overall record and an upset win over fourth-ranked California.

Smith was drafted by the Baltimore Ravens in the seventh round (No. 234 overall) of the 2005 NFL Draft and went on to play from 2005-07 for the Ravens before his career was cut short due to injuries in 2008.

Born Sept. 2, 1981, in Lubbock, Texas, Smith earned a degree in communication studies at Texas Tech. He and his wife, Emily, have two daughters, Kennedy and Finley, and a son, Weston.

### SMITH'S COACHING BACKGROUND

| YEAR          | TEAM                     | TITLE   |
|---------------|--------------------------|---|
| 2009          | Hawai'i                  | Linebackers                                     |
| 2010-11       | New York Jets            | Coaching Intern                                 |
| 2012          | New York Jets            | Outside Linebackers                             |
| 2013          | Texas Tech               | Co-Defensive Coordinator/Outside Linebackers    |
| 2014          | Texas Tech               | Defensive Coordinator/Outside Linebackers       |
| 2015          | Texas Tech               | Co-Defensive Coordinator/Defensive Line         |
| 2016-17       | Kansas City Chiefs       | Assistant Defensive Line                        |
| 2018          | Kansas City Chiefs       | Outside Linebackers                             |
| 2019-21       | Green Bay Packers        | Outside Linebackers                             |
| <b>2022 -</b> | <b>Minnesota Vikings</b> | <b>Outside Linebackers/Pass Rush Specialist</b> |



# TONY SORRENTINO

## ASSISTANT WIDE RECEIVERS

**NFL EXPERIENCE:** 6TH SEASON  
**VIKINGS EXPERIENCE:** 2ND SEASON



Sorrentino began his second season on the Vikings staff and sixth in the NFL as the assistant wide receivers coach in 2023. He previously spent three seasons with Northern Illinois, most recently serving as the passing game coordinator/wide receivers coach.

In 2022, Sorrentino was instrumental in helping wide receiver Justin Jefferson win NFL offensive MVP and become the first player in franchise history to lead the league in both receptions (128) and receiving yards (1,809). Jefferson's 1,809 receiving yards in 2022 was the sixth-most in NFL history and he joined Calvin Johnson, Cooper Kupp, Julio Jones, Jerry Rice and Antonio Brown as the only receivers to reach 1,800 receiving yards in a season. He was selected to his third Pro Bowl (2020-22) and was named NFC Offensive Player of the Week (Week 10) and NFC Offensive Player of the Month (November). Sorrentino also helped WR K.J. Osborn record two 100-plus yard receiving games, including his five receptions for 117 yards performance where he hauled in a 66-yard reception, marking the longest completion by the Vikings during that season.

In 2021, Sorrentino helped coach NIU to a 9-5 record, beating Kent State 41-23 in the MAC Championship. Additionally, he coached WR Trayvon Rudolph to a 2021 All-MAC Second-Team honor, aiding him to 49 receptions, 877 yards and seven touchdowns. Rudolph also recorded 309 receiving yards in a single game against Kent State in 2021, shattering the school's previous record of 266 set by WR Sam Hurd in 2005.

Sorrentino, who was NIU's tight ends and fullbacks coach in 2019, moved to wide receivers coach in 2020. He mentored WR Tyrice Richie to a breakout season in 2020. Richie earned All-MAC honors after leading the team with 597 yards receiving on 53 receptions with four touchdowns in just six games.

In 2019, Huskies tight ends accounted for 34% of NIU's receiving yardage. Tight end Daniel Crawford led the way with 37 receptions for 443 yards and two touchdowns, while TE Mitchell Brinkman tallied 445 yards on 34 catches, including three touchdowns.

Prior to his time at NIU, Sorrentino spent the 2018 season as the director of football operations at Florida Atlantic.

In addition to working at FAU and Minnesota, Sorrentino had stops at Miami (2011), Tennessee (2017), and his alma mater, The College of New Jersey (2007 & 2012). While with Minnesota, Sorrentino coached quarterback Adam Weber to a career year, aiding him in posting 2,679 passing yards, 20 touchdowns and nine interceptions.

Sorrentino spent four years in the NFL with the Jacksonville Jaguars (2013-16) where he worked with the wide receivers. Under Sorrentino's tutelage, Jaguars WR Marqise Lee posted career highs in receptions (63), receiving yards (851) and receiving touchdowns (3) in 2016. WR Allen Robinson earned his first Pro Bowl recognition in 2015 with 1,400 yards receiving and 14 touchdowns. Also in 2015, WR Allen Hurns became the youngest undrafted player since the 1970 NFL merger to post 1,000-plus receiving yards and 10-plus receiving touchdowns in a single season.

Prior to moving into the collegiate and professional coaching ranks, Sorrentino began his coaching career in the New Jersey prep ranks with stints at Montville Township High School (2008), West Essex High School (2006) and Morristown Beard High School (2005).

He and wife, Kara, have three children - a daughter, Marea, and two sons, Anthony, Jr. and Luca.

## SORRENTINO'S COACHING BACKGROUND

| YEAR          | TEAM                     | TITLE  |
|---------------|--------------------------|--|
| 2005          | Morris Beard High        | Wide Receivers/Defensive Backs/Long Snappers |
| 2006          | West Essex High          | Wide Receivers/Defensive Backs/Long Snappers |
| 2007          | College of New Jersey    | Linebackers                                  |
| 2008          | Montville Township High  | Tight Ends/Defensive Ends/Kickers            |
| 2009          | University of Minn.      | Offensive Quality Control                    |
| 2010          | University of Minn.      | Quarterbacks                                 |
| 2011          | Miami                    | Offensive Graduate Assistant                 |
| 2012          | College of New Jersey    | Quarterbacks/Pass Game Coordinator           |
| 2013-16       | Jacksonville Jaguars     | Assistant Wide Receivers                     |
| 2017          | Tennessee                | Wide Receivers Analyst                       |
| 2018          | Florida Atlantic         | Director of Football Operations              |
| 2019          | Northern Illinois        | Tight Ends/Fullbacks/Inside Wide Receivers   |
| 2020          | Northern Illinois        | Wide Receivers                               |
| 2021          | Northern Illinois        | Pass Game Coordinator/Wide Receivers         |
| <b>2022 -</b> | <b>Minnesota Vikings</b> | <b>Assistant Wide Receivers</b>              |





# GRANT UDINSKI

**Assistant Quarterbacks/  
Chief of Special Projects**

**NFL EXPERIENCE:** 4TH SEASON  
**VIKINGS EXPERIENCE:** 2ND SEASON



Grant Udinski (U-din-skee) entered his second season with the Vikings and his first as assistant quarterbacks coach after serving as the assistant to the head coach/special projects in 2022. Udinski previously served as a coaching assistant for the Carolina Panthers from 2020-21.


Udinski entered the NFL coaching ranks with Carolina after spending the 2019 season at Baylor as a graduate assistant.

Prior to becoming a coach, Udinski played defensive end at Towson from 2016-18. In 2018, he was named a CoSIDA Google Cloud Academic First-Team All-American for his achievements in the classroom. He played in all 12 games in 2018, finishing the season with 28 total tackles, 4.5 sacks and three forced fumbles.

The Doylestown, Pa., native played one season at Davidson College as a tight end before transferring to Towson in 2016.

## UDINSKI'S COACHING BACKGROUND

| YEAR        | TEAM                     | TITLE   |
|-------------|--------------------------|---|
| 2019        | Baylor                   | Graduate Assistant                                      |
| 2020-21     | Carolina Panthers        | Coaching Assistant                                      |
| 2022        | Minnesota Vikings        | Assistant to the Head Coach/Special Projects            |
| <b>2023</b> | <b>Minnesota Vikings</b> | <b>Assistant Quarterbacks/Chief of Special Projects</b> |



**BEN**  
**ELLEFSON**



**OFFENSIVE ASSISTANT**

**NFL EXPERIENCE: 4TH SEASON**  
**VIKINGS EXPERIENCE: 3RD SEASON**





# TYLER WILLIAMS



**VICE PRESIDENT OF PLAYER HEALTH AND PERFORMANCE**

**NFL EXPERIENCE:** 17TH SEASON  
**VIKINGS EXPERIENCE:** 2ND SEASON

Tyler Williams enters his second season with the Vikings and first as vice president of player health and performance in 2023. Introduced as the executive director of player health and performance in 2022, he was a part of the team that finished 13-4 and claimed the NFC North title.

Williams spent the past 15 seasons with the Rams in both St. Louis and Los Angeles, serving as the team’s director of sports science/assistant athletic trainer during their Super Bowl LVI victory.

Williams, who worked with head coach Kevin O’Connell from 2020-21, was named the NFC recipient of the Professional Football Athletic Trainers Society’s (PFATS) Tim Davey Assistant Athletic Trainer of the Year after the 2020 season. Named after longtime New York Jets assistant athletic trainer and team/NFL game operations employee Tim Davey, the award is “emblematic of the commitment, dedication and high level of integrity that Davey brought to the profession of athletic training and is representative of his level of service which he dedicated to his surrounding community.”

In 2015, Williams was a member of the Rams athletic training staff that won PFATS’ Ed Block NFL Athletic Training Staff of the Year, an award that is voted on by the PFATS membership and recognizes one NFL athletic training staff annually for their distinguished service to their club, community, and athletic training profession.

Besides his involvement in PFATS and serving as their foundation president since 2017, Williams is also a member of the National Athletic Trainers Association (NATA), certified in Functional Movement Screen (FMS-C) and Chairs the Sports Science Task Force on the NFL Research and Innovation Committee.

Prior to joining the Rams in 2007, Williams was the assistant athletic trainer at Fontbonne University in St. Louis from 2006-07. Williams holds a master’s degree from California University of Pennsylvania, earning a performance enhancement specialist certification. He completed his bachelor’s degree in exercise science with an emphasis in athletic training at Truman State. He and his wife, Katie, have a daughter.



# REMI FAMODU-JACKSON



**HEAD PERFORMANCE DIETICIAN**

**NFL EXPERIENCE:** 5TH SEASON  
**VIKINGS EXPERIENCE:** 5TH SEASON

Remi Famodu-Jackson returns to the Vikings for her fifth season in 2023 as the team’s head performance dietitian, after

previously serving as a sports dietitian at Training HAUS and a registered dietitian and manager of nutrition services at Twin

Cities Orthopedics. She was a part of the 2022 Vikings team that finished 13-4 and claimed the NFC North title.

Famodu-Jackson got her start in the NFL as a sports dietitian with the Vikings in 2019 and provided sports nutrition therapy to players before beginning her full-time role with the Vikings in 2022. Prior to her time with Twin Cities Orthopedics and Training HAUS, she served as a clinical dietitian in West Virginia from 2015-17, while simultaneously working in the PEIA Weight Management Program.

Famodu-Jackson began her career as a health coach and student worker at Well Works at Ohio University, a position she held from 2010-12, while obtaining her bachelor's degree.

Famodu-Jackson received her Bachelor of Science in Dietetics in

2012 from Ohio, where she was also a varsity letterwinner for OU women's soccer in 2008, 2009 and 2011. She then obtained her Master of Science in Human Nutrition and Foods in 2014 from West Virginia, before earning her doctorate in animal and food science from WVU in 2017.

Throughout her career, Famodu-Jackson has had multiple published publications and is in her second year as director of learning and development for the Professional Football Registered Dietitian's Society (PFRDS). She has also received many awards while in college and in her professional career, both in the medical nutrition therapy as well as during her time as a collegiate soccer player.

Famodu-Jackson and her husband reside in Burnsville, Minn., with their daughter and son.



# JOSH HINGST

**DIRECTOR OF PLAYER PERFORMANCE**

**NFL EXPERIENCE:** 15TH SEASON

**VIKINGS EXPERIENCE:** 3RD SEASON



Hingst began his third season with the Minnesota Vikings in 2023 as director of player performance, as he embarks on his 15th NFL season. Hingst was a part of the 2022 Vikings team that finished 13-4 and claimed the NFC North title. From 2013-20 Hingst was head strength & conditioning coach with the Philadelphia Eagles, part of a team that won the first Super Bowl title for the franchise, Super Bowl LII over New England, in Minneapolis at U.S. Bank Stadium. Hingst implements a holistic program to address all areas of athletic development, utilizing a variety of strength, speed, and power methods to individualized to each athlete.

In 2013, his first year with the Eagles, Hingst played a major role in the implementation of one of the NFL's first data-driven training systems, introducing technologies such as Catapult-GPS Tracking, Omegawave and Eliteform - Velocity Based Training, that culminated in an NFC East Championship that year. Hingst strives to remain at the forefront of progressive and cutting-edge performance training methods, recently utilizing Forcedecks, Nordboard, Blood Biomarker and Microbiome testing and Zebra Tracking Systems.

The Eagles were successful during Hingst's tenure, winning three NFC East titles, Super Bowl LII and making a return to the NFC Divisional Playoffs in 2018. After the 2017 season Hingst was awarded the Professional Strength & Conditioning Association Champions Award. The Eagles finished as the healthiest team in the league in 2016 based on games lost due to injury and finished in the top 10 of the category five times while Hingst led

the program.

Prior to Philadelphia, Hingst served as the assistant strength coach for the Jacksonville Jaguars (2011-12). From 2009-11, he worked as the director of sports nutrition at the University of Nebraska-Lincoln where he directed fueling practices for all 21 sports. Before his time with the Huskers, Hingst worked as the team nutritionist for the Atlanta Falcons (2008-09), where he oversaw the nutrition and assisted with strength and conditioning capacities. His first full-time position was as an assistant strength & conditioning coach at Florida State (2004-08). He was fortunate to get his first start in the field as an undergrad at the Nebraska working for Boyd Epley, Mike Arthur, and the Husker Power Performance Staff.

In 2013, Hingst published "The Athlete's Guide to Sports Supplements," and he has written for industry publications throughout his career. He speaks regularly at conferences, holds a master's degree and is working toward a doctorate. Hingst is a registered dietician, a certified strength and conditioning specialist and has completed a number of professional development courses in the areas of speed and movement development, postural restoration and functional manual therapy techniques.

A native of Hooper, Neb., Hingst earned a pair of bachelor's degrees at Nebraska in nutritional science and dietetics, as well as in exercise science. He holds a master's degree in clinical nutrition from Florida State and has studied for a doctorate in

exercise physiology at Nebraska. Hingst and his wife, Megan, | have a daughter, June.



# URIAH MYRIE

**HEAD ATHLETIC TRAINER**

**NFL EXPERIENCE:** 8TH SEASON  
**VIKINGS EXPERIENCE:** 2ND SEASON



Uriah Myrie enters his second year as the Vikings as head athletic trainer in 2023, marking his eighth NFL season and 14th overall in athletic training. Myrie was a part of the 2022 Vikings team that finished 13-4 and claimed the NFC North title. Prior to Minnesota, Myrie spent five seasons with the Houston Texans as an assistant athletic trainer, where he served as a supervisor for the summer and year-long internship program and sports medicine fellowship, a preceptor for clinical affiliated athletic training education programs and a coordinator for concussion management.

Prior to his time with the Texans, Myrie worked with the Arizona State football team from 2015-17, serving as a program assistant athletic trainer, specifically working with player rehabilitation.

Myrie spent the 2014 season interning for the Buffalo Bills after serving as a graduate assistant athletic trainer with the University of Utah football program (2012-14) and an assistant athletic trainer for Hudson Valley Community College from 2011-12. He broke into the NFL as a summer intern with the Carolina Panthers in 2009 and spent two seasons with the club.

The Albany, N.Y., native earned his bachelor's degree in athletic training from Delaware in 2011 before obtaining his master's degree in exercise and sports science from Utah in 2014.

Myrie is a NCSA Certified Strength and Conditioning Specialist, NASM Corrective Exercise Specialist and Performance Enhancement Specialist. He also received his Sports Manual Therapy Certification from the Institute for Athlete Regeneration in 2018 and 2020. Myrie is certified in Active Release Techniques (Upper Extremity, Spine and Lower Extremity), Dry Needling (Structure and Function Level 1 and Level 2), Fascial Manipulation (Stecco Method Level 1), Owens Recovery Science (Blood Flow Restriction) and in the Graston Technique Instrument Assisted Soft Tissue Mobilization. He is also a Certified Healthcare Provider in Basic Life Support by the American Heart Association, an NATA BOC Certified Athletic Trainer and received his Texas State Licensure.

Myrie gained training in manual therapy techniques in dry needling, fascial manipulation and active release techniques for upper and lower extremities and spine.



# MATT DUHAMEL

**Director of Rehabilitation/  
Assistant Athletic Trainer**

**NFL EXPERIENCE:** 12TH SEASON  
**VIKINGS EXPERIENCE:** 11TH SEASON



Matt Duhamel is in his fourth season as the Vikings director of rehabilitation/assistant athletic trainer in 2023. He was a part of the 2022 Vikings team that finished 13-4 and claimed the NFC North title. Duhamel was previously a member of the Vikings athletic training staff from 2010-16 as an assistant athletic trainer/physical therapist. From 2016-0, he was the director of athletic therapy for the Minnesota Timberwolves.

Duhamel assists on Tyler Williams' staff with injury prevention, evaluation, treatment and rehabilitation while drawing on his experience and training as a licensed physical therapist.

Duhamel worked during the offseason in the Twin Cities as an outpatient physical therapist with NovaCare Rehabilitation from 2010-12, while assisting the Vikings in-season and he previously gained NFL experience before joining the Vikings. He spent the

2006 season with the New England Patriots and worked with the team during the offseasons of 2005 and 2010 as an athletic training intern and physical therapy clinical student.

A member of the National Athletic Trainer's Association and the American Physical Therapy Association, Duhamel earned his undergraduate degree in athletic training at Northeastern, where he worked with the football and men's basketball teams. He earned his Doctorate of Physical Therapy from Boston University in 2010. Duhamel is certified by the American Board of Physical Therapy Specialties as a Sports Clinical Specialist and by the National Academy of Sports Medicine as a Corrective Exercise Specialist and Performance Enhancement Specialist.

A native of Lawrence, Massachusetts, Duhamel resides in Edina, Minn., with his wife, Jamie, and their sons, Colin and Ryan.



## DAVID JANTZI

**Assistant Athletic Trainer/  
Physical Therapist**

**NFL EXPERIENCE:** 10TH SEASON  
**VIKINGS EXPERIENCE:** 8TH SEASON



David Jantzi entered his tenth season in the NFL and eighth season as an assistant on the Vikings athletic training staff in 2023 as assistant athletic trainer/physical therapist. Jantzi was a part of the 2022 Vikings team that finished 13-4 and claimed the NFC North title. He spent the 2016 season working with Twin Cities Orthopedics during the offseason and then joined the Vikings at the beginning of the 2016 season to assist the Vikings medical staff. Before joining the Vikings, Jantzi earned his first full-time NFL position with the NFC North rival Chicago Bears. Jantzi assists in the evaluation and care of all injuries sustained and helps implement proactive treatment and rehabilitation programs for the athletes.

Jantzi started in the athletic training field as a student at Nebraska, where he assisted with the athletic training staff for football during his undergraduate days. Following his graduation in 2003 with a bachelor's degree in athletic training, he went on to A.T. Still University's Arizona School of Health Sciences to

earn his doctorate degree in physical therapy. After graduation, he moved to Minnesota where he worked for NovaCare Rehabilitation and gained his first NFL exposure by interning with the Vikings during summer offseason programs from 2007-10. He left NovaCare to become the head athletic trainer for the Arena Football League's Chicago Rush in 2011-12 and later returned to Minnesota again to help provide game day coverage during the 2013 season. Jantzi is a certified strength and conditioning specialist by the National Strength and Conditioning Association. Jantzi is also a certified in Level 2 dry needling. The Vikings staff was honored by their NFL peers as the Athletic Training Staff of the Year for 2017 as part of the annual Ed Block Courage Award gala.

Jantzi, a native of Wood River, Neb., and graduate of Wood River High School, is a member of the National Athletic Trainers' Association. He is also a licensed physical therapist in Minnesota. Jantzi is married to Sarah and the couple resides in St. Michael with their sons, Daxon and Rocco.



# DERIK KEYES

**ASSISTANT DIRECTOR OF PLAYER PERFORMANCE**

**NFL EXPERIENCE:** 12TH SEASON  
**VIKINGS EXPERIENCE:** 7TH SEASON



Derik Keyes enters his seventh season with the Vikings player health and performance staff in 2023. Keyes has spent 15 years as a strength and conditioning coach and starting his 12th year in the NFL. Keyes started with the Vikings in 2017 and helped the team earn the 2017 NFC North division title, after a 13-3 season, in which the team advanced to the NFC Championship game. Keyes was also a part of the 2022 Vikings team that finished 13-4 and claimed another NFC North title. The Vikings have made three playoff appearances in the last six seasons (2017, 2019, 2022), since Keyes began his tenure with the club. Keyes assists with all aspects of the weight training, speed training, and return to play program.

Keyes held the same position with the Cleveland Browns from 2013-16. Keyes also served with Houston Texans in 2012 where the team went 12-4, winning the AFC south division under former head coach Gary Kubiak.

During his time in Cleveland, Keyes worked directly with wide receivers and defensive backs in the 2016 season, where he was a part of one of the first high performance models in the NFL. The performance model was on the cutting edge of strength and conditioning with the aim of performance enhancement and injury prevention.

While in Houston, Keyes assisted with all aspects of the weight training, speed training, and return to play program. Keyes served under the 2012 NFL Strength Coach of the Year, Cedric Smith, and helped the Texans claim an AFC South title in his lone season with the club.

In 2011, Keyes returned to his alma mater, Louisiana-Lafayette, where he worked with football and served as the director of strength and conditioning for men's and women's track and field. The Ragin' Cajuns football team made school history winning the New Orleans Bowl, their first official bowl appearance, in 2011. Keyes also served as the director of freshman football development.

As a graduate assistant strength and conditioning coach at South Alabama in 2010, Keyes helped the Jaguars complete their second official season with an undefeated record (10-0) under head coach Joey Jones. Keyes also assisted the Jaguars by developing workouts for several Olympic programs as well as volleyball, men's and women's tennis, baseball, basketball, track and field. He started his coaching journey at Louisiana-Lafayette as a football strength and conditioning intern in 2009.

A four-year letterman at safety with the Ragin' Cajuns from 2004-08, Keyes earned Sun Belt All-Conference Honors and Sunbelt Player of the Week after recording 18 tackles in a game against Kansas State in 2008. Keyes served as team captain, team defensive MVP and earned the Hammer Award, given to the player who delivered the hardest hits of the season.

Keyes graduated with a bachelor's degree in 2008 from Louisiana at Lafayette and earned his master's degree from the University of California-Pennsylvania in performance enhancement and injury prevention. He is a certified performance enhancement specialist through the National Academy of Sports Medicine. Some of his other certifications include the following: PES, CES, and CPT, USAW Sports Performance Coach, NSCA Member, Certified Speed Specialist through the NASE - CSS, AED and CPR.

Keyes is originally from Laurel, Miss., and raised in Lafayette, La. He attended Lafayette High School where he lettered all four years in football and track and field. Keyes was a standout athlete and was awarded all-district, All-Acadiana, All-Parish, and all-state honors. He also served as the team captain and earned team MVP for the Mighty Lions.

His father, Brian Keyes, was a professional body builder who won Mr. Mississippi titles in 1985-86. Keyes is the son of Barbara (Durr) Beardsley and is married to his wife, Victoria, with whom he just welcomed a baby girl, Nova, with in 2022.



# MARQUIS JOHNSON

**ASSISTANT STRENGTH AND CONDITIONING**

**NFL EXPERIENCE:** 5TH SEASON  
**VIKINGS EXPERIENCE:** 3RD SEASON



Johnson enters his third season on the Vikings strength and conditioning staff in 2023 as an assistant strength and conditioning coach and fifth year in the NFL. Johnson was a part of the 2022 Vikings team that finished 13-4 and claimed the NFC North title. Prior to Minnesota, he most recently served as an assistant strength and conditioning coach at Jackson State in 2020.

Johnson is a certified strength and conditioning coach through the NSCA as well as through the Collegiate Strength & Conditioning Association. Throughout his career, he has utilized progressive sports science technologies such as StatSports GPS Tracking and helped facilitate various individualized recovery strategies. He continues to push the envelope and is familiar with a variety of methods to enhance strength, power, speed and agility.

He was named coordinator of strength & performance in February 2019 at the University of Houston after two seasons with the San Francisco 49ers (2017-18) as a strength & conditioning assistant. He joined the 49ers after serving as an assistant strength coach at the University of Tennessee in 2016.

Johnson joined Tennessee's athletic department after stops in Texas as the head strength coach at Memorial (Port Arthur) High School (2014-16), West Brook (Beaumont) High School (2012-14) and Galena Park (Texas) High School (2010-12). In addition to his strength & conditioning duties, Johnson worked with defensive backs, defensive linemen and outside linebackers in football, as well as the school's powerlifting programs.

Before his time in the high school ranks, Johnson spent two academic years (2008-10) at Eastern Michigan, where he began as a graduate assistant and later moved to the school's interim head strength & conditioning coach. In addition to football at EMU, Johnson worked with the school's men's and women's basketball teams, golf, tennis and soccer teams. While at Eastern Michigan, he earned his master's degree in administration.

A native of Houston, Texas, Johnson played collegiately at Prairie View A&M (2004-08) where he began as a tight end before moving to defensive end. His younger brother, Jerrod, was the Vikings' assistant quarterbacks coach in 2022 and now serves as the quarterbacks coach of the Texans. He received his bachelor's degree in human performance from Prairie View A&M.



# DAN RIDENOUR

**Assistant Player Performance/  
Sports Science Coordinator**

**NFL EXPERIENCE:** 2ND SEASON  
**VIKINGS EXPERIENCE:** 2ND SEASON





Dan Ridenour enters his second season with the Vikings in 2023 as assistant player performance/sports science coordinator. He was a part of the 2022 Vikings team that finished 13-4 and claimed the NFC North title. Prior to Minnesota, Ridenour served as the assistant director of the Nebraska Athletic Performance Lab at the University of Nebraska from 2020-22.

During his time as assistant director, Ridenour assisted with the overall management of Nebraska Sports Science by working with coaching and support staffs on the integration of technologies, training strategies and rehabilitation processes to promote athlete development, health and training efficiency. Ridenour did two stints at Nebraska, serving as an assistant strength coach for Nebraska from July 2015 to October 2018, working with track and field, women's gymnastics and men's and women's tennis

Prior to returning to Nebraska, Ridenour worked for Wilmington College as the school's first Director of Athletic Performance, overseeing the training of 13 teams and the department's internship program.

From 2012-15, Ridenour was a graduate assistant at St. John's University (2015), strength as a conditioning intern with the University of Memphis football program (2014) and interned with the University of Minnesota football program (2012-13). He also served as the Director of Athletic Training and Program Development, Spark Athletic, in Kuwait City, Kuwait during that time span.

Ridenour is a graduate of Luther College, earning degrees in physical education and communications studies. He received his master's in exercise science from the University of Nebraska-Omaha and is working towards his professional doctorate in human performance innovation at the University of Limerick.



# CONNOR WHICKER

**ASSISTANT ATHLETIC TRAINER**

**NFL EXPERIENCE:** 3RD SEASON  
**VIKINGS EXPERIENCE:** 2ND SEASON



Connor Whicker enters his second season with Minnesota as an assistant athletic trainer. Whicker was a part of the 2022 Vikings team that finished 13-4 and claimed the NFC North title. This season will mark Whicker's third year in the NFL and sixth year in athletic training. Whicker is responsible for providing high-level healthcare services for the team, including the prevention, evaluation, clinical management and rehabilitation of injuries.

Prior to joining the Vikings, Whicker served as the football assistant athletic trainer for Louisville's football team. Whicker also spent the 2020 season working as a seasonal athletic training intern with the Houston Texans after serving as a graduate assistant athletic trainer with Arkansas football program (2018-2020). During his time with the Texans, Whicker

was responsible for coordinating and implementing COVID-19 protocols to create a safe workplace. He also served as the liaison between the sports medicine staff and team physicians. Whicker's first NFL experience came in 2016 when he worked for the Carolina Panthers as a summer intern. He went on to work for the Miami Dolphins in 2017 working in the same role.

The Charlotte, N.C., native earned his bachelor's degree in athletic training from High Point University in 2018 before obtaining his master's degree in sports management from Arkansas in 2020.

Whicker and his wife, Lauren, reside in Rosemount, Minn., with their son, Kase, and golden retriever, Bailey.



# LEXUS BLUNT

**ASSISTANT ATHLETIC TRAINER**

**NFL EXPERIENCE:** 3RD SEASON  
**VIKINGS EXPERIENCE:** 1ST SEASON



Lexus Blunt is entering her first season with the Minnesota Vikings as an assistant athletic trainer. She has previous athletic training experience working in the NFL, at ESPN Wide World of Sports in Orlando, Fla., and covering the FHSAA Track and Field State Championships.

Prior to joining the Vikings, Blunt served as an NFL apprentice for the Houston Texans. During her first two full-time seasons with the Texans, Blunt was responsible for coordinating dentistry appointments, monitoring and administering concussion testing, and creating rehab programs for athletes. Blunt also served as the assistant athletic trainer at the

University of Indianapolis from August 2019 to October 2021 where she primarily supported volleyball and women's lacrosse. Blunt's initial NFL experience was in 2018 when she worked with the Minnesota Vikings as a summer training camp intern. She also interned with the Jacksonville Jaguars and Philadelphia Eagles.

The Indianapolis, Ind., native received her undergraduate degree in athletic training from Indiana, where she primarily worked with the football program, but spent rotations with the wrestling and rowing teams. Blunt obtained her master's degree from Ohio University in 2018 while working as the head athletic trainer at a local high school.



# MARANNA GUNNERSON

**ASSISTANT ATHLETIC TRAINER**

**NFL EXPERIENCE:** 2ND SEASON  
**VIKINGS EXPERIENCE:** 2ND SEASON



Maranna Gunnerson is in her second season with Minnesota, her first as an assistant athletic trainer. She spent the 2022 season with the Vikings as a seasonal athletic training intern prior to transitioning into her current role as an assistant athletic trainer and liaison between the team and Twin Cities Orthopedics.

Prior to joining the Vikings, Gunnerson gained further athletic training experiences at multiple universities during her graduate career. She spent time with the Minnesota's women's basketball team during the 2022 season. In 2021, Gunnerson worked with

Missouri and Sioux Falls' football programs. Gunnerson also assisted with the women's basketball team at South Dakota State in 2020.

The Annandale, Minn., native earned her bachelor's degree in biology from the College of Saint Benedict in 2018 before obtaining her master's degree in exercise science and wellness from Liberty University in 2020. She then earned an additional master's degree in athletic training from South Dakota State in 2022. Gunnerson is a member of the National Athletic Trainers'

Association and has received training in manual therapy and dry | needling techniques.



# JORDAN ADDISON



# 3

## WIDE RECEIVER

**Ht:** 5-11

**Wt:** 175

**DOB:** 1-27-02

**College:** USC

**Vikings Season:** Rookie **NFL Season:** Rookie

**Acquired:** D1'23

**2023 GP/GS**

9/6

**CAREER GP/GS**

9/6

**PLAYOFF GP/GS**

0/0

### KEY TRANSACTIONS

- Drafted in the first round (23rd overall) of the 2023 NFL Draft out of USC, becoming the sixth Vikings first-round pick from USC, the most of any school.

### OFF THE FIELD

- Son of Keisha Blackman and Rolando Addison.
- Has six brothers and three sisters.

### HONORS

- NFL Offensive Rookie of the Month (October 2023)

### CAREER NOTES

- 10th USC wide receiver drafted in the first round in franchise history, and the first Trojan WR to go in the first round since Nelson Agholor in 2015. He was the ninth WR drafted by the Vikings in the first round.

### 2023 | MINNESOTA VIKINGS

- His seven receiving touchdowns lead the NFL among all rookies in 2023 and became the sixth player in the Super Bowl era to record at least seven receiving touchdowns in his first eight-career games. Only Charlie Brown in 1982 has ever scored more (eight).
- Tallied seven catches for 82 yards and one touchdown at Green Bay (10/29) and became the first player in Vikings history to record seven touchdown catches in his first eight games with the team.
- Secured his first career 100-yard game and first two-touchdown game in his NFL career vs. San Francisco (10/23).
- Led the team in receptions (6) and receiving yards (64) and caught his third career touchdown vs. Kansas City (10/8).
- Had three catches for 72 yards in Week 2 at Philadelphia (9/14), including a 62-yard touchdown. He joined Percy Harvin (2009) and Sammy White (1976) as the only rookies in team history to start the season with touchdown receptions in two consecutive games.
- Made NFL debut in Week 1 vs. Tampa Bay (9/10) catching four passes for 61 yards and scoring his first career touchdown on a 39-yard reception.
- His 61 receiving yards in Week 1 rank only behind Randy Moss (95 in 1998) and Sammy White (71 in 1976) for most receiving yards by a Vikings rookie in Week 1 in team history.

### COLLEGE - PITTSBURGH/USC

- Transferred to USC before the 2022 season, catching 59 passes for 875 yards receiving and eight touchdowns.
- In his two-year career at Pittsburgh (2021-22), he had 160 receptions for 2,259 yards (14.1 average) with 21 touchdowns, plus 75 carries for 114 yards (7.1 avg) and a touchdown, 14 punt returns for 200 yards (14.3 avg), two kickoff returns for 39 yards (19.5 avg) and a tackle.
- As a freshman for the Panthers in 2020, he appeared in 10 games, making eight starts, totaling 60 receptions for 666 yards (11.1 avg) with four touchdowns, all team-high marks.
- Also had nine carries for 58 yards (6.4 avg), two punt returns for 15 yards (7.5 avg), two kickoff returns for 39 yards (19.5 avg) and a tackle. His 6.0 catches per game and 60 receptions were the most nationally by a freshman.

### HONORS

- First-Team All-Pac-12 (2022)
- Biletnikoff Award (2021)
- Consensus All-American (2021)
- Associated Press First-Team All-American (2021)
- Football Writers Association of America First-Team All-American (2021)
- Sporting News First-Team All-American (2021)
- Walter Camp First-Team All American (2021)
- All-Atlantic Coast Conference First Team (2021)
- All-Atlantic Coast Conference Third-Team All-Purpose (2021)
- Freshman All-American by The Athletic, Rivals.com and 247Sports.com (2020)
- All-ACC Honorable Mention (2020)
- ACC Rookie of the Year runner-up (2020)

**PREP - TUSCARORA (MD.)**

- Rated the nation's No. 21 wide receiver by 247Sports, No. 6 overall prospect in Maryland by 247Sports, No. 12 by ESPN and No. 21 by Rivals.
- Made 2019 Baltimore Touchdown Club "Super 22" and All-Area as a senior wide receiver, quarterback and defensive back at Tuscarora High.
- Hauled in 25 receptions for 544 yards (21.8 avg) and eight touchdowns in 2019.

**JORDAN ADDISON'S NFL REGULAR SEASON RUSHING/RECEIVING STATISTICS**

|                   |         | RECEIVING |          |           |            |             |            |          | RUSHING  |          |            |          |          |
|-------------------|---------|-----------|----------|-----------|------------|-------------|------------|----------|----------|----------|------------|----------|----------|
| DATE              | TEAM    | GP        | GS       | NO.       | YDS.       | AVG.        | LG         | TD       | NO.      | YDS.     | AVG.       | LG       | TD       |
| 2023              | Vikings | 9         | 6        | 41        | 534        | 13.0        | 62t        | 7        | 1        | 2        | 2.0        | 2        | 0        |
| <b>NFL TOTALS</b> |         | <b>9</b>  | <b>6</b> | <b>41</b> | <b>534</b> | <b>13.0</b> | <b>62T</b> | <b>7</b> | <b>1</b> | <b>2</b> | <b>2.0</b> | <b>2</b> | <b>0</b> |

**JORDAN ADDISON'S NFL REGULAR SEASON RETURN STATISTICS**

|                   |         | KICKOFF RETURNS |          |            |          |          | PUNT RETURNS |          |          |            |          |          |
|-------------------|---------|-----------------|----------|------------|----------|----------|--------------|----------|----------|------------|----------|----------|
| DATE              | TEAM    | RET.            | YDS.     | AVG.       | LG       | TD       | NO.          | FC       | YDS.     | AVG.       | LG       | TD       |
| 2023              | Vikings | 0               | 0        | 0.0        | 0        | 0        | 0            | 0        | 0        | 0.0        | 0        | 0        |
| <b>NFL TOTALS</b> |         | <b>0</b>        | <b>0</b> | <b>0.0</b> | <b>0</b> | <b>0</b> | <b>0</b>     | <b>0</b> | <b>0</b> | <b>0.0</b> | <b>0</b> | <b>0</b> |

**JORDAN ADDISON'S NFL REGULAR SEASON DEFENSIVE STATISTICS**

|                   |         | TACKLES  |          |          |          |          | INTERCEPTIONS |          |            |            |          | O. FUMB  |          |          | ST       |          | MISC     |          |          |          |          |          |          |          |          |          |          |          |
|-------------------|---------|----------|----------|----------|----------|----------|---------------|----------|------------|------------|----------|----------|----------|----------|----------|----------|----------|----------|----------|----------|----------|----------|----------|----------|----------|----------|----------|----------|
| DATE              | TEAM    | GP       | GS       | TK       | S        | A        | TFL           | YDS      | SK         | YDS        | QBH      | NO       | YDS      | LG       | TD       | PD       | FF       | FR       | TD       | YDS      | TK       | S        | A        | FF       | FR       | S        | A        |          |
| 2023              | Vikings | 9        | 6        | 0        | 0        | 0        | 0             | 0        | 0.0        | 0.0        | 0        | 0        | 0        | 0        | 0        | 0        | 0        | 0        | 0        | 0        | 0        | 0        | 0        | 0        | 0        | 0        | 2        | 0        |
| <b>NFL TOTALS</b> |         | <b>9</b> | <b>6</b> | <b>0</b> | <b>0</b> | <b>0</b> | <b>0</b>      | <b>0</b> | <b>0.0</b> | <b>0.0</b> | <b>0</b> | <b>0</b> | <b>0</b> | <b>0</b> | <b>0</b> | <b>0</b> | <b>0</b> | <b>0</b> | <b>0</b> | <b>0</b> | <b>0</b> | <b>0</b> | <b>0</b> | <b>0</b> | <b>0</b> | <b>0</b> | <b>2</b> | <b>0</b> |

**SINGLE-GAME HIGHS: RUSHING/RECEIVING**

**Longest Runs  
Receptions**

2 at GB, Oct 29, 2023  
7 at GB, Oct 29, 2023  
...1 more at 7.

**Receiving Yards  
Receiving Average**

123 vs. SF, Oct 23, 2023  
24.0 at PHI, Sep 14, 2023

**Longest Receptions  
Receiving TDs  
All-Purpose Yards  
Most TDs**

62t at PHI, Sep 14, 2023  
2 vs. SF, Oct 23, 2023  
123 vs. SF, Oct 23, 2023  
2 vs. SF, Oct 23, 2023

**100-YARD RECEIVING GAMES (1): REGULAR SEASON**

| DATE     | TEAM  | NO. | YDS. | AVG. | LG  | TD |
|----------|-------|-----|------|------|-----|----|
| 10/23/23 | 49ERS | 7   | 123  | 17.6 | 60t | 2  |

**2023 GAME-BY-GAME REGULAR-SEASON STATISTICS (VIKINGS)**

| DATE               | OPPONENT    | P/S        | RECEIVING |            |             |            |          | RUSHING  |          |            |          |          | W/L        | SCORE |
|--------------------|-------------|------------|-----------|------------|-------------|------------|----------|----------|----------|------------|----------|----------|------------|-------|
|                    |             |            | NO.       | YDS.       | AVG.        | LG         | TD       | NO.      | YDS.     | AVG.       | LG       | TD       |            |       |
| 09/10              | Buccaneers  | P          | 4         | 61         | 15.3        | 39t        | 1        | 0        | 0        | 0.0        | 0        | 0        | L          | 17-20 |
| 09/14              | at Eagles   | S          | 3         | 72         | 24.0        | 62t        | 1        | 0        | 0        | 0.0        | 0        | 0        | L          | 28-34 |
| 09/24              | Chargers    | P          | 6         | 52         | 8.7         | 16         | 0        | 0        | 0        | 0.0        | 0        | 0        | L          | 24-28 |
| 10/01              | at Panthers | S          | 0         | 0          | 0.0         | 0          | 0        | 0        | 0        | 0.0        | 0        | 0        | W          | 21-13 |
| 10/08              | Chiefs      | P          | 6         | 64         | 10.7        | 16         | 1        | 0        | 0        | 0.0        | 0        | 0        | L          | 20-27 |
| 10/15              | at Bears    | S          | 3         | 28         | 9.3         | 15         | 1        | 0        | 0        | 0.0        | 0        | 0        | W          | 19-13 |
| 10/23              | 49ers       | S          | 7         | 123        | 17.6        | 60t        | 2        | 0        | 0        | 0.0        | 0        | 0        | W          | 22-17 |
| 10/29              | at Packers  | S          | 7         | 82         | 11.7        | 20t        | 1        | 1        | 2        | 2.0        | 2        | 0        | W          | 24-10 |
| 11/05              | at Falcons  | S          | 5         | 52         | 10.4        | 24         | 0        | 0        | 0        | 0.0        | 0        | 0        | W          | 31-28 |
| <b>2023 TOTALS</b> |             | <b>9-6</b> | <b>41</b> | <b>534</b> | <b>13.0</b> | <b>62T</b> | <b>7</b> | <b>1</b> | <b>2</b> | <b>2.0</b> | <b>2</b> | <b>0</b> | <b>5-4</b> |       |



# HAKEEM ADENIJI

(hah-KEEM uh-DENN-ih-gee)



# 78

## TACKLE

**Ht:** 6-4

**DOB:** 12-8-97

**Vikings Season:** 1

**Acquired:** FA '23

**Wt:** 315

**College:** Kansas

**NFL Season:** 4

**2023 GP/GS**

1/0

**CAREER GP/GS**

40/15

**PLAYOFF GP/GS**

7/7

### KEY TRANSACTIONS

- Selected by the Cincinnati Bengals in the sixth round (180th overall) of the 2020 NFL Draft.
- Signed by the Minnesota Vikings to the practice squad on 8/31/23.
- Signed by the Vikings from the practice squad to the active roster on 8/5/23.

### OFF THE FIELD

- Originally committed to play football at the Air Force Academy, but was denied entry the summer before his freshman year due to a severe cashew allergy.
- His high school head coach Jeff Jordan had just taken a job in Kansas' athletic department and helped him secure a spot on the team.
- His brother, Moshood, was an offensive lineman at Air Force from 2010-13.
- Graduated from Kansas in May 2019 with degree in management and leadership.

### CAREER NOTES

- Has appeared in 39 games (15 starts) during his NFL career, playing both left and right tackle.

### 2023 | MINNESOTA VIKINGS

- Active at Atlanta (11/5).
- Inactive Weeks 6-8.
- Signed to the active roster prior to Week 5 and was inactive vs. Kansas City (10/8).
- Began the 2023 season as a member of the Vikings practice squad.

### 2022 | CINCINNATI BENGALS

- Played in 15 regular-season games, including one start at right tackle.
- Started all three postseason contests at right tackle.

### 2021 | CINCINNATI BENGALS

- Started each of the final nine regular-season games and all four postseason games at right guard, helping the Bengals to a berth in Super Bowl LVI.
- Began the season on Reserve/Non-Football Injury list after suffering a torn pectoral muscle in June, but returned in November and immediately entered the starting lineup at right guard. It marked his first action at guard of his football career.
- Aided high-powered Bengals offense that helped quarterback Joe Burrow set team records for passer rating (108.3) and yards passing (4,611), while also paving the way for half back Joe Mixon's 1,205 yards rushing and 16 total touchdowns.

### 2020 | CINCINNATI BENGALS

- Played in 15 games, making five starts during his debut season.

### COLLEGE - KANSAS

- Spent four seasons (2016-19) at Kansas, and started all 48 games during his career.
- Switched between right and left tackle early in his career, before settling at left tackle for his final two seasons.

### HONORS

- All-Big 12 First Team, Coaches (2019)
- Associated Press All-Big 12 Second Team (2019)
- 3x Kansas University Athletic Director's Honor Roll
- 2x Big 12 Commissioner's Honor Roll

### PREP - GARLAND (TEXAS)

- Played on both sides of the ball as an offensive tackle and defensive end.
- Earned all-district honors as both a junior and senior.
- Multiple sport athlete as a prep, lettering in football, basketball and track and field (shot put and discus).

#### REGULAR SEASON COMPARISON: DEFENSIVE - NEW ORLEANS SAINTS

| DATE          | OPP      | W/L        | GP/GS      | TACKLES  |          |          | SACK       | YDS.       | INT      | TFL      | PD       | QBH      | TD       | MISC     |          |          |
|---------------|----------|------------|------------|----------|----------|----------|------------|------------|----------|----------|----------|----------|----------|----------|----------|----------|
|               |          |            |            | TOT      | SOLO     | ASST     |            |            |          |          |          |          |          | FF       | FR       |          |
| 10/16/22      | CIN @ NO | W          | P          | 0        | 0        | 0        | 0.0        | 0.0        | 0        | 0        | 0        | 0        | 0        | 0        | 0        | 0        |
| <b>TOTALS</b> |          | <b>1/0</b> | <b>1/0</b> | <b>0</b> | <b>0</b> | <b>0</b> | <b>0.0</b> | <b>0.0</b> | <b>0</b> | <b>0</b> | <b>0</b> | <b>0</b> | <b>0</b> | <b>0</b> | <b>0</b> | <b>0</b> |

#### HAKEEM ADENIJI'S NFL REGULAR SEASON STATISTICS

| DATE              | TEAM    | GP        | GS        |
|-------------------|---------|-----------|-----------|
| 2023              | Vikings | 1         | 0         |
| 2022              | Bengals | 15        | 1         |
| 2021              | Bengals | 9         | 9         |
| 2020              | Bengals | 15        | 5         |
| <b>NFL TOTALS</b> |         | <b>40</b> | <b>15</b> |

#### HAKEEM ADENIJI'S NFL POSTSEASON STATISTICS

| DATE              | TEAM    | GP       | GS       |
|-------------------|---------|----------|----------|
| 2022              | Bengals | 3        | 3        |
| 2021              | Bengals | 4        | 4        |
| <b>NFL TOTALS</b> |         | <b>7</b> | <b>7</b> |

#### HAKEEM ADENIJI'S NFL REGULAR SEASON DEFENSIVE STATISTICS

| DATE              | TEAM    | GP        | GS        | TACKLES  |          |          |          |          | INTERCEPTIONS |            |          |          |          | O. FUMB  |          |          |          |          | ST       |          |          |          | MISC     |          |          |          |          |          |          |          |          |   |
|-------------------|---------|-----------|-----------|----------|----------|----------|----------|----------|---------------|------------|----------|----------|----------|----------|----------|----------|----------|----------|----------|----------|----------|----------|----------|----------|----------|----------|----------|----------|----------|----------|----------|---|
|                   |         |           |           | TK       | S        | A        | TFL      | YDS      | SK            | YDS        | QBH      | NO       | YDS      | LG       | TD       | PD       | FF       | FR       | TD       | YDS      | TK       | S        | A        | FF       | FR       | S        | A        |          |          |          |          |   |
| 2023              | Vikings | 1         | 0         | 0        | 0        | 0        | 0        | 0        | 0.0           | 0.0        | 0        | 0        | 0        | 0        | 0        | 0        | 0        | 0        | 0        | 0        | 0        | 0        | 0        | 0        | 0        | 0        | 0        | 0        | 0        | 0        | 0        | 0 |
| 2022              | Bengals | 15        | 1         | 0        | 0        | 0        | 0        | 0        | 0.0           | 0.0        | 0        | 0        | 0        | 0        | 0        | 0        | 0        | 0        | 0        | 0        | 0        | 0        | 0        | 0        | 0        | 0        | 0        | 0        | 0        | 0        | 0        |   |
| 2021              | Bengals | 9         | 9         | 0        | 0        | 0        | 0        | 0        | 0.0           | 0.0        | 0        | 0        | 0        | 0        | 0        | 0        | 0        | 0        | 0        | 0        | 0        | 0        | 0        | 0        | 0        | 0        | 0        | 0        | 0        | 0        | 0        |   |
| 2020              | Bengals | 15        | 5         | 0        | 0        | 0        | 0        | 0        | 0.0           | 0.0        | 0        | 0        | 0        | 0        | 0        | 0        | 0        | 0        | 0        | 0        | 0        | 0        | 0        | 0        | 0        | 0        | 0        | 0        | 0        | 0        | 0        |   |
| <b>NFL TOTALS</b> |         | <b>40</b> | <b>15</b> | <b>0</b> | <b>0</b> | <b>0</b> | <b>0</b> | <b>0</b> | <b>0.0</b>    | <b>0.0</b> | <b>0</b> | <b>0</b> | <b>0</b> | <b>0</b> | <b>0</b> | <b>0</b> | <b>0</b> | <b>0</b> | <b>0</b> | <b>0</b> | <b>0</b> | <b>0</b> | <b>0</b> | <b>0</b> | <b>0</b> | <b>0</b> | <b>0</b> | <b>0</b> | <b>0</b> | <b>0</b> | <b>0</b> |   |



## HAKEEM ADENIJI'S NFL POSTSEASON DEFENSIVE STATISTICS

| DATE              | TEAM    | GP       | GS       | TACKLES  |          |          |          |          | INTERCEPTIONS |            |          |          |          | O. FUMB  |          |          |          | ST       |          |          |          | MISC     |          |          |          |          |   |
|-------------------|---------|----------|----------|----------|----------|----------|----------|----------|---------------|------------|----------|----------|----------|----------|----------|----------|----------|----------|----------|----------|----------|----------|----------|----------|----------|----------|---|
|                   |         |          |          | TK       | S        | A        | TFL      | YDS      | SK            | YDS        | QBH      | NO       | YDS      | LG       | TD       | PD       | FF       | FR       | TD       | YDS      | TK       | S        | A        | FF       | FR       | S        | A |
| 2022              | Bengals | 3        | 3        | 0        | 0        | 0        | 0        | 0        | 0.0           | 0.0        | 0        | 0        | 0        | 0        | 0        | 0        | 0        | 0        | 0        | 0        | 0        | 0        | 0        | 0        | 0        | 0        | 0 |
| 2021              | Bengals | 4        | 4        | 0        | 0        | 0        | 0        | 0        | 0.0           | 0.0        | 0        | 0        | 0        | 0        | 0        | 0        | 0        | 0        | 0        | 0        | 0        | 0        | 0        | 0        | 0        | 0        |   |
| <b>NFL TOTALS</b> |         | <b>7</b> | <b>7</b> | <b>0</b> | <b>0</b> | <b>0</b> | <b>0</b> | <b>0</b> | <b>0.0</b>    | <b>0.0</b> | <b>0</b> | <b>0</b> | <b>0</b> | <b>0</b> | <b>0</b> | <b>0</b> | <b>0</b> | <b>0</b> | <b>0</b> | <b>0</b> | <b>0</b> | <b>0</b> | <b>0</b> | <b>0</b> | <b>0</b> | <b>0</b> |   |

### 2023 GAME-BY-GAME REGULAR-SEASON STATISTICS (VIKINGS)

| DATE               | OPPONENT    | P/S        | W/L        | SCORE |
|--------------------|-------------|------------|------------|-------|
| 09/10              | Buccaneers  |            | L          | 17-20 |
| 09/14              | at Eagles   |            | L          | 28-34 |
| 09/24              | Chargers    |            | L          | 24-28 |
| 10/01              | at Panthers |            | W          | 21-13 |
| 10/08              | Chiefs      |            | L          | 20-27 |
| 10/15              | at Bears    |            | W          | 19-13 |
| 10/23              | 49ers       |            | W          | 22-17 |
| 10/29              | at Packers  |            | W          | 24-10 |
| 11/05              | at Falcons  | P          | W          | 31-28 |
| <b>2023 TOTALS</b> |             | <b>1-0</b> | <b>5-4</b> |       |

### 2022 GAME-BY-GAME REGULAR-SEASON STATISTICS (BENGALS)

| DATE               | OPPONENT      | P/S         | W/L         | SCORE  |
|--------------------|---------------|-------------|-------------|--------|
| 09/11              | Steelers      | P           | L           | 20-23+ |
| 09/18              | at Cowboys    |             | L           | 17-20  |
| 09/25              | at Jets       | P           | W           | 27-12  |
| 09/29              | Dolphins      | P           | W           | 27-15  |
| 10/09              | at Ravens     | P           | L           | 17-19  |
| 10/16              | at Saints     | P           | W           | 30-26  |
| 10/23              | Falcons       | P           | W           | 35-17  |
| 10/31              | at Browns     | P           | L           | 13-32  |
| 11/06              | Panthers      | P           | W           | 42-21  |
| 11/20              | at Steelers   | P           | W           | 37-30  |
| 11/27              | at Titans     | P           | W           | 20-16  |
| 12/04              | Chiefs        | P           | W           | 27-24  |
| 12/11              | Browns        | P           | W           | 23-10  |
| 12/18              | at Buccaneers | P           | W           | 34-23  |
| 12/24              | at Patriots   | P           | W           | 22-18  |
| 01/08              | Ravens        | S           | W           | 27-16  |
| <b>2022 TOTALS</b> |               | <b>15-1</b> | <b>12-4</b> |        |

+ - Overtime

**2021 GAME-BY-GAME REGULAR-SEASON STATISTICS (BENGALS)**

| DATE               | OPPONENT    | P/S        |              | W/L         | SCORE  |
|--------------------|-------------|------------|--------------|-------------|--------|
| 09/12              | Vikings     |            | DID NOT PLAY | W           | 27-24+ |
| 09/19              | at Bears    |            | RESERVE/NFIN | L           | 17-20  |
| 09/26              | at Steelers |            | RESERVE/NFIN | W           | 24-10  |
| 09/30              | Jaguars     |            | RESERVE/NFIN | W           | 24-21  |
| 10/10              | Packers     |            | RESERVE/NFIN | L           | 22-25+ |
| 10/17              | at Lions    |            | RESERVE/NFIN | W           | 34-11  |
| 10/24              | at Ravens   |            | RESERVE/NFIN | W           | 41-17  |
| 10/31              | at Jets     |            | RESERVE/NFIN | L           | 31-34  |
| 11/07              | Browns      |            | RESERVE/NFIN | L           | 16-41  |
| 11/21              | at Raiders  | S          |              | W           | 32-13  |
| 11/28              | Steelers    | S          |              | W           | 41-10  |
| 12/05              | Chargers    | S          |              | L           | 22-41  |
| 12/12              | 49ers       | S          |              | L           | 23-26+ |
| 12/19              | at Broncos  | S          |              | W           | 15-10  |
| 12/26              | Ravens      | S          |              | W           | 41-21  |
| 01/02              | Chiefs      | S          |              | W           | 34-31  |
| 01/09              | at Browns   | S          |              | L           | 16-21  |
| <b>2021 TOTALS</b> |             | <b>8-8</b> |              | <b>10-7</b> |        |

+ - Overtime

**2020 GAME-BY-GAME REGULAR-SEASON STATISTICS (BENGALS)**

| DATE               | OPPONENT            | P/S         |                           | W/L/<br>T     | SCORE |
|--------------------|---------------------|-------------|---------------------------|---------------|-------|
| 09/13              | Chargers            |             | DID NOT PLAY (NON-INJURY) | L             | 13-16 |
| 09/17              | at Browns           | P           |                           | L             | 30-35 |
| 09/27              | at Eagles           | S           |                           | T             | 23-23 |
| 10/04              | Jaguars             | P           |                           | W             | 33-25 |
| 10/11              | at Ravens           | P           |                           | L             | 3-27  |
| 10/18              | at Colts            | P           |                           | L             | 27-31 |
| 10/25              | Browns              | P           |                           | L             | 34-37 |
| 11/01              | Titans              | S           |                           | W             | 31-20 |
| 11/15              | at Steelers         | S           |                           | L             | 10-36 |
| 11/22              | at Football<br>Team | S           |                           | L             | 9-20  |
| 11/29              | Giants              | P           |                           | L             | 17-19 |
| 12/06              | at Dolphins         | P           |                           | L             | 7-19  |
| 12/13              | Cowboys             | S           |                           | L             | 7-30  |
| 12/21              | Steelers            | P           |                           | W             | 27-17 |
| 12/27              | at Texans           | P           |                           | W             | 37-31 |
| 01/03              | Ravens              | P           |                           | L             | 3-38  |
| <b>2020 TOTALS</b> |                     | <b>15-5</b> |                           | <b>4-11-1</b> |       |

**2022 GAME-BY-GAME POSTSEASON STATISTICS (BENGALS)**

| DATE               | OPPONENT  | P/S        | W/L        | SCORE |
|--------------------|-----------|------------|------------|-------|
| 01/15              | Ravens    | S          | W          | 24-17 |
| 01/22              | at Bills  | S          | W          | 27-10 |
| 01/29              | at Chiefs | S          | L          | 20-23 |
| <b>2022 TOTALS</b> |           | <b>3-3</b> | <b>2-1</b> |       |

**2021 GAME-BY-GAME POSTSEASON STATISTICS (BENGALS)**

| DATE               | OPPONENT  | P/S        | W/L        | SCORE  |
|--------------------|-----------|------------|------------|--------|
| 01/15              | Raiders   | S          | W          | 26-19  |
| 01/22              | at Titans | S          | W          | 19-16  |
| 01/30              | at Chiefs | S          | W          | 27-24+ |
| 02/13              | Rams      | S          | L          | 20-23  |
| <b>2021 TOTALS</b> |           | <b>4-4</b> | <b>3-1</b> |        |

+ - Overtime

**2023 GAME-BY-GAME REGULAR-SEASON STATISTICS (VIKINGS)**

| DATE               | OPPONENT    | P/S        | TACKLES  |          |          |            |            |          |          | INTERCEPTIONS |          |          |          |          |          |          | O. FUMB  |          |          | ST       |          |          | MISC     |          |          | W/L      | SCORE      |       |
|--------------------|-------------|------------|----------|----------|----------|------------|------------|----------|----------|---------------|----------|----------|----------|----------|----------|----------|----------|----------|----------|----------|----------|----------|----------|----------|----------|----------|------------|-------|
|                    |             |            | TK       | S        | A        | SK         | YDS        | TFL      | YDS      | QBH           | NO       | YDS      | LG       | TD       | PD       | FF       | FR       | TD       | YDS      | TK       | S        | A        | FF       | FR       | S        |          |            | A     |
| 09/10              | Buccaneers  |            |          |          |          |            |            |          |          |               |          |          |          |          |          |          |          |          |          |          |          |          |          |          |          |          | L          | 17-20 |
| 09/14              | at Eagles   |            |          |          |          |            |            |          |          |               |          |          |          |          |          |          |          |          |          |          |          |          |          |          |          |          | L          | 28-34 |
| 09/24              | Chargers    |            |          |          |          |            |            |          |          |               |          |          |          |          |          |          |          |          |          |          |          |          |          |          |          |          | L          | 24-28 |
| 10/01              | at Panthers |            |          |          |          |            |            |          |          |               |          |          |          |          |          |          |          |          |          |          |          |          |          |          |          |          | W          | 21-13 |
| 10/08              | Chiefs      |            |          |          |          |            |            |          |          |               |          |          |          |          |          |          |          |          |          |          |          |          |          |          |          |          | L          | 20-27 |
| 10/15              | at Bears    |            |          |          |          |            |            |          |          |               |          |          |          |          |          |          |          |          |          |          |          |          |          |          |          |          | W          | 19-13 |
| 10/23              | 49ers       |            |          |          |          |            |            |          |          |               |          |          |          |          |          |          |          |          |          |          |          |          |          |          |          |          | W          | 22-17 |
| 10/29              | at Packers  |            |          |          |          |            |            |          |          |               |          |          |          |          |          |          |          |          |          |          |          |          |          |          |          |          | W          | 24-10 |
| 11/05              | at Falcons  | P          | 0        | 0        | 0        | 0.0        | 0.0        | 0        | 0        | 0             | 0        | 0        | 0        | 0        | 0        | 0        | 0        | 0        | 0        | 0        | 0        | 0        | 0        | 0        | 0        | 0        | W          | 31-28 |
| <b>2023 TOTALS</b> |             | <b>1-0</b> | <b>0</b> | <b>0</b> | <b>0</b> | <b>0.0</b> | <b>0.0</b> | <b>0</b> | <b>0</b> | <b>0</b>      | <b>0</b> | <b>0</b> | <b>0</b> | <b>0</b> | <b>0</b> | <b>0</b> | <b>0</b> | <b>0</b> | <b>0</b> | <b>0</b> | <b>0</b> | <b>0</b> | <b>0</b> | <b>0</b> | <b>0</b> | <b>0</b> | <b>5-4</b> |       |

**2022 GAME-BY-GAME REGULAR-SEASON STATISTICS (BENGALS)**

| DATE               | OPPONENT      | P/S | TACKLES          |          |          |            |            |          |          | INTERCEPTIONS |          |          |          |          | O. FUMB  |          |          |          | ST       |          |          |          | MISC     |          | SCORE    |             |        |
|--------------------|---------------|-----|------------------|----------|----------|------------|------------|----------|----------|---------------|----------|----------|----------|----------|----------|----------|----------|----------|----------|----------|----------|----------|----------|----------|----------|-------------|--------|
|                    |               |     | TK               | S        | A        | SK         | YDS        | TFL      | YDS      | QBH           | NO       | YDS      | LG       | TD       | PD       | FF       | FR       | TD       | YDS      | TK       | S        | A        | FF       | FR       |          | S           | A      |
| 09/11              | Steelers      | P   | 0                | 0        | 0        | 0.0        | 0.0        | 0        | 0        | 0             | 0        | 0        | 0        | 0        | 0        | 0        | 0        | 0        | 0        | 0        | 0        | 0        | 0        | 0        | 0        | L           | 20-23+ |
| 09/18              | at Cowboys    |     | ON INACTIVE LIST |          |          |            |            |          |          |               |          |          |          |          |          |          |          |          |          |          |          |          | L        | 17-20    |          |             |        |
| 09/25              | at Jets       | P   | 0                | 0        | 0        | 0.0        | 0.0        | 0        | 0        | 0             | 0        | 0        | 0        | 0        | 0        | 0        | 0        | 0        | 0        | 0        | 0        | 0        | 0        | 0        | 0        | W           | 27-12  |
| 09/29              | Dolphins      | P   | 0                | 0        | 0        | 0.0        | 0.0        | 0        | 0        | 0             | 0        | 0        | 0        | 0        | 0        | 0        | 0        | 0        | 0        | 0        | 0        | 0        | 0        | 0        | 0        | W           | 27-15  |
| 10/09              | at Ravens     | P   | 0                | 0        | 0        | 0.0        | 0.0        | 0        | 0        | 0             | 0        | 0        | 0        | 0        | 0        | 0        | 0        | 0        | 0        | 0        | 0        | 0        | 0        | 0        | 0        | L           | 17-19  |
| 10/16              | at Saints     | P   | 0                | 0        | 0        | 0.0        | 0.0        | 0        | 0        | 0             | 0        | 0        | 0        | 0        | 0        | 0        | 0        | 0        | 0        | 0        | 0        | 0        | 0        | 0        | 0        | W           | 30-26  |
| 10/23              | Falcons       | P   | 0                | 0        | 0        | 0.0        | 0.0        | 0        | 0        | 0             | 0        | 0        | 0        | 0        | 0        | 0        | 0        | 0        | 0        | 0        | 0        | 0        | 0        | 0        | 0        | W           | 35-17  |
| 10/31              | at Browns     | P   | 0                | 0        | 0        | 0.0        | 0.0        | 0        | 0        | 0             | 0        | 0        | 0        | 0        | 0        | 0        | 0        | 0        | 0        | 0        | 0        | 0        | 0        | 0        | 0        | L           | 13-32  |
| 11/06              | Panthers      | P   | 0                | 0        | 0        | 0.0        | 0.0        | 0        | 0        | 0             | 0        | 0        | 0        | 0        | 0        | 0        | 0        | 0        | 0        | 0        | 0        | 0        | 0        | 0        | 0        | W           | 42-21  |
| 11/20              | at Steelers   | P   | 0                | 0        | 0        | 0.0        | 0.0        | 0        | 0        | 0             | 0        | 0        | 0        | 0        | 0        | 0        | 0        | 0        | 0        | 0        | 0        | 0        | 0        | 0        | 0        | W           | 37-30  |
| 11/27              | at Titans     | P   | 0                | 0        | 0        | 0.0        | 0.0        | 0        | 0        | 0             | 0        | 0        | 0        | 0        | 0        | 0        | 0        | 0        | 0        | 0        | 0        | 0        | 0        | 0        | 0        | W           | 20-16  |
| 12/04              | Chiefs        | P   | 0                | 0        | 0        | 0.0        | 0.0        | 0        | 0        | 0             | 0        | 0        | 0        | 0        | 0        | 0        | 0        | 0        | 0        | 0        | 0        | 0        | 0        | 0        | 0        | W           | 27-24  |
| 12/11              | Browns        | P   | 0                | 0        | 0        | 0.0        | 0.0        | 0        | 0        | 0             | 0        | 0        | 0        | 0        | 0        | 0        | 0        | 0        | 0        | 0        | 0        | 0        | 0        | 0        | 0        | W           | 23-10  |
| 12/18              | at Buccaneers | P   | 0                | 0        | 0        | 0.0        | 0.0        | 0        | 0        | 0             | 0        | 0        | 0        | 0        | 0        | 0        | 0        | 0        | 0        | 0        | 0        | 0        | 0        | 0        | 0        | W           | 34-23  |
| 12/24              | at Patriots   | P   | 0                | 0        | 0        | 0.0        | 0.0        | 0        | 0        | 0             | 0        | 0        | 0        | 0        | 0        | 0        | 0        | 0        | 0        | 0        | 0        | 0        | 0        | 0        | 0        | W           | 22-18  |
| 01/08              | Ravens        | S   | 0                | 0        | 0        | 0.0        | 0.0        | 0        | 0        | 0             | 0        | 0        | 0        | 0        | 0        | 0        | 0        | 0        | 0        | 0        | 0        | 0        | 0        | 0        | 0        | W           | 27-16  |
| <b>2022 TOTALS</b> | <b>15-1</b>   |     | <b>0</b>         | <b>0</b> | <b>0</b> | <b>0.0</b> | <b>0.0</b> | <b>0</b> | <b>0</b> | <b>0</b>      | <b>0</b> | <b>0</b> | <b>0</b> | <b>0</b> | <b>0</b> | <b>0</b> | <b>0</b> | <b>0</b> | <b>0</b> | <b>0</b> | <b>0</b> | <b>0</b> | <b>0</b> | <b>0</b> | <b>0</b> | <b>12-4</b> |        |

+ - Overtime

**2021 GAME-BY-GAME REGULAR-SEASON STATISTICS (BENGALS)**

| DATE               | OPPONENT    | P/S | TACKLES      |          |          |            |            |          |          | INTERCEPTIONS |          |          |          |          | O. FUMB  |          |          |          | ST       |          |          |          | MISC     |          | SCORE    |             |        |       |
|--------------------|-------------|-----|--------------|----------|----------|------------|------------|----------|----------|---------------|----------|----------|----------|----------|----------|----------|----------|----------|----------|----------|----------|----------|----------|----------|----------|-------------|--------|-------|
|                    |             |     | TK           | S        | A        | SK         | YDS        | TFL      | YDS      | QBH           | NO       | YDS      | LG       | TD       | PD       | FF       | FR       | TD       | YDS      | TK       | S        | A        | FF       | FR       |          | S           | A      | W/L   |
| 09/12              | Vikings     |     | DID NOT PLAY |          |          |            |            |          |          |               |          |          |          |          |          |          |          |          |          |          |          |          | W        | 27-24+   |          |             |        |       |
| 09/19              | at Bears    |     | RESERVE/NFIN |          |          |            |            |          |          |               |          |          |          |          |          |          |          |          |          |          |          |          | L        | 17-20    |          |             |        |       |
| 09/26              | at Steelers |     | RESERVE/NFIN |          |          |            |            |          |          |               |          |          |          |          |          |          |          |          |          |          |          |          | W        | 24-10    |          |             |        |       |
| 09/30              | Jaguars     |     | RESERVE/NFIN |          |          |            |            |          |          |               |          |          |          |          |          |          |          |          |          |          |          |          | W        | 24-21    |          |             |        |       |
| 10/10              | Packers     |     | RESERVE/NFIN |          |          |            |            |          |          |               |          |          |          |          |          |          |          |          |          |          |          |          | L        | 22-25+   |          |             |        |       |
| 10/17              | at Lions    |     | RESERVE/NFIN |          |          |            |            |          |          |               |          |          |          |          |          |          |          |          |          |          |          |          | W        | 34-11    |          |             |        |       |
| 10/24              | at Ravens   |     | RESERVE/NFIN |          |          |            |            |          |          |               |          |          |          |          |          |          |          |          |          |          |          |          | W        | 41-17    |          |             |        |       |
| 10/31              | at Jets     |     | RESERVE/NFIN |          |          |            |            |          |          |               |          |          |          |          |          |          |          |          |          |          |          |          | L        | 31-34    |          |             |        |       |
| 11/07              | Browns      |     | RESERVE/NFIN |          |          |            |            |          |          |               |          |          |          |          |          |          |          |          |          |          |          |          | L        | 16-41    |          |             |        |       |
| 11/21              | at Raiders  | S   | 0            | 0        | 0        | 0.0        | 0.0        | 0        | 0        | 0             | 0        | 0        | 0        | 0        | 0        | 0        | 0        | 0        | 0        | 0        | 0        | 0        | 0        | 0        | 0        | 0           | W      | 32-13 |
| 11/28              | Steelers    | S   | 0            | 0        | 0        | 0.0        | 0.0        | 0        | 0        | 0             | 0        | 0        | 0        | 0        | 0        | 0        | 0        | 0        | 0        | 0        | 0        | 0        | 0        | 0        | 0        | 0           | W      | 41-10 |
| 12/05              | Chargers    | S   | 0            | 0        | 0        | 0.0        | 0.0        | 0        | 0        | 0             | 0        | 0        | 0        | 0        | 0        | 0        | 0        | 0        | 0        | 0        | 0        | 0        | 0        | 0        | 0        | L           | 22-41  |       |
| 12/12              | 49ers       | S   | 0            | 0        | 0        | 0.0        | 0.0        | 0        | 0        | 0             | 0        | 0        | 0        | 0        | 0        | 0        | 0        | 0        | 0        | 0        | 0        | 0        | 0        | 0        | 0        | L           | 23-26+ |       |
| 12/19              | at Broncos  | S   | 0            | 0        | 0        | 0.0        | 0.0        | 0        | 0        | 0             | 0        | 0        | 0        | 0        | 0        | 0        | 0        | 0        | 0        | 0        | 0        | 0        | 0        | 0        | 0        | W           | 15-10  |       |
| 12/26              | Ravens      | S   | 0            | 0        | 0        | 0.0        | 0.0        | 0        | 0        | 0             | 0        | 0        | 0        | 0        | 0        | 0        | 0        | 0        | 0        | 0        | 0        | 0        | 0        | 0        | 0        | W           | 41-21  |       |
| 01/02              | Chiefs      | S   | 0            | 0        | 0        | 0.0        | 0.0        | 0        | 0        | 0             | 0        | 0        | 0        | 0        | 0        | 0        | 0        | 0        | 0        | 0        | 0        | 0        | 0        | 0        | 0        | W           | 34-31  |       |
| 01/09              | at Browns   | S   | 0            | 0        | 0        | 0.0        | 0.0        | 0        | 0        | 0             | 0        | 0        | 0        | 0        | 0        | 0        | 0        | 0        | 0        | 0        | 0        | 0        | 0        | 0        | 0        | L           | 16-21  |       |
| <b>2021 TOTALS</b> | <b>8-8</b>  |     | <b>0</b>     | <b>0</b> | <b>0</b> | <b>0.0</b> | <b>0.0</b> | <b>0</b> | <b>0</b> | <b>0</b>      | <b>0</b> | <b>0</b> | <b>0</b> | <b>0</b> | <b>0</b> | <b>0</b> | <b>0</b> | <b>0</b> | <b>0</b> | <b>0</b> | <b>0</b> | <b>0</b> | <b>0</b> | <b>0</b> | <b>0</b> | <b>10-7</b> |        |       |

+ - Overtime

**2020 GAME-BY-GAME REGULAR-SEASON STATISTICS (BENGALS)**

| DATE               | OPPONENT         | P/S | TACKLES                   |          |          |            |            |          |          | INTERCEPTIONS |          |          |          |          | O. FUMB  |          |          |          | ST       |          |          |          | MISC     |          | SCORE         |       |       |
|--------------------|------------------|-----|---------------------------|----------|----------|------------|------------|----------|----------|---------------|----------|----------|----------|----------|----------|----------|----------|----------|----------|----------|----------|----------|----------|----------|---------------|-------|-------|
|                    |                  |     | TK                        | S        | A        | SK         | YDS        | TFL      | YDS      | QBH           | NO       | YDS      | LG       | TD       | PD       | FF       | FR       | TD       | YDS      | TK       | S        | A        | FF       | FR       |               | S     | A     |
| 09/13              | Chargers         |     | DID NOT PLAY (NON-INJURY) |          |          |            |            |          |          |               |          |          |          |          |          |          |          |          |          |          |          |          | L        | 13-16    |               |       |       |
| 09/17              | at Browns        | P   | 0                         | 0        | 0        | 0.0        | 0.0        | 0        | 0        | 0             | 0        | 0        | 0        | 0        | 0        | 0        | 0        | 0        | 0        | 0        | 0        | 0        | 0        | 0        | 0             | L     | 30-35 |
| 09/27              | at Eagles        | S   | 0                         | 0        | 0        | 0.0        | 0.0        | 0        | 0        | 0             | 0        | 0        | 0        | 0        | 0        | 0        | 0        | 0        | 0        | 0        | 0        | 0        | 0        | 0        | T             | 23-23 |       |
| 10/04              | Jaguars          | P   | 0                         | 0        | 0        | 0.0        | 0.0        | 0        | 0        | 0             | 0        | 0        | 0        | 0        | 0        | 0        | 0        | 0        | 0        | 0        | 0        | 0        | 0        | 0        | W             | 33-25 |       |
| 10/11              | at Ravens        | P   | 0                         | 0        | 0        | 0.0        | 0.0        | 0        | 0        | 0             | 0        | 0        | 0        | 0        | 0        | 0        | 0        | 0        | 0        | 0        | 0        | 0        | 0        | 0        | L             | 3-27  |       |
| 10/18              | at Colts         | P   | 0                         | 0        | 0        | 0.0        | 0.0        | 0        | 0        | 0             | 0        | 0        | 0        | 0        | 0        | 0        | 0        | 0        | 0        | 0        | 0        | 0        | 0        | 0        | L             | 27-31 |       |
| 10/25              | Browns           | P   | 0                         | 0        | 0        | 0.0        | 0.0        | 0        | 0        | 0             | 0        | 0        | 0        | 0        | 0        | 0        | 0        | 0        | 0        | 0        | 0        | 0        | 0        | 0        | L             | 34-37 |       |
| 11/01              | Titans           | S   | 0                         | 0        | 0        | 0.0        | 0.0        | 0        | 0        | 0             | 0        | 0        | 0        | 0        | 0        | 0        | 0        | 0        | 0        | 0        | 0        | 0        | 0        | 0        | W             | 31-20 |       |
| 11/15              | at Steelers      | S   | 0                         | 0        | 0        | 0.0        | 0.0        | 0        | 0        | 0             | 0        | 0        | 0        | 0        | 0        | 0        | 0        | 0        | 0        | 0        | 0        | 0        | 0        | 0        | L             | 10-36 |       |
| 11/22              | at Football Team | S   | 0                         | 0        | 0        | 0.0        | 0.0        | 0        | 0        | 0             | 0        | 0        | 0        | 0        | 0        | 0        | 0        | 0        | 0        | 0        | 0        | 0        | 0        | 0        | L             | 9-20  |       |
| 11/29              | Giants           | P   | 0                         | 0        | 0        | 0.0        | 0.0        | 0        | 0        | 0             | 0        | 0        | 0        | 0        | 0        | 0        | 0        | 0        | 0        | 0        | 0        | 0        | 0        | 0        | L             | 17-19 |       |
| 12/06              | at Dolphins      | P   | 0                         | 0        | 0        | 0.0        | 0.0        | 0        | 0        | 0             | 0        | 0        | 0        | 0        | 0        | 0        | 0        | 0        | 0        | 0        | 0        | 0        | 0        | 0        | L             | 7-19  |       |
| 12/13              | Cowboys          | S   | 0                         | 0        | 0        | 0.0        | 0.0        | 0        | 0        | 0             | 0        | 0        | 0        | 0        | 0        | 0        | 0        | 0        | 0        | 0        | 0        | 0        | 0        | 0        | L             | 7-30  |       |
| 12/21              | Steelers         | P   | 0                         | 0        | 0        | 0.0        | 0.0        | 0        | 0        | 0             | 0        | 0        | 0        | 0        | 0        | 0        | 0        | 0        | 0        | 0        | 0        | 0        | 0        | 0        | W             | 27-17 |       |
| 12/27              | at Texans        | P   | 0                         | 0        | 0        | 0.0        | 0.0        | 0        | 0        | 0             | 0        | 0        | 0        | 0        | 0        | 0        | 0        | 0        | 0        | 0        | 0        | 0        | 0        | 0        | W             | 37-31 |       |
| 01/03              | Ravens           | P   | 0                         | 0        | 0        | 0.0        | 0.0        | 0        | 0        | 0             | 0        | 0        | 0        | 0        | 0        | 0        | 0        | 0        | 0        | 0        | 0        | 0        | 0        | 0        | L             | 3-38  |       |
| <b>2020 TOTALS</b> | <b>15-5</b>      |     | <b>0</b>                  | <b>0</b> | <b>0</b> | <b>0.0</b> | <b>0.0</b> | <b>0</b> | <b>0</b> | <b>0</b>      | <b>0</b> | <b>0</b> | <b>0</b> | <b>0</b> | <b>0</b> | <b>0</b> | <b>0</b> | <b>0</b> | <b>0</b> | <b>0</b> | <b>0</b> | <b>0</b> | <b>0</b> | <b>0</b> | <b>4-11-1</b> |       |       |

**2022 GAME-BY-GAME POSTSEASON STATISTICS (BENGALS)**

| DATE               | OPPONENT   | P/S | TACKLES  |          |          |            |            |          |          | INTERCEPTIONS |          |          |          |          | O. FUMB  |          |          |          | ST       |          |          |          | MISC     |          | SCORE      |       |
|--------------------|------------|-----|----------|----------|----------|------------|------------|----------|----------|---------------|----------|----------|----------|----------|----------|----------|----------|----------|----------|----------|----------|----------|----------|----------|------------|-------|
|                    |            |     | TK       | S        | A        | SK         | YDS        | TFL      | YDS      | QBH           | NO       | YDS      | LG       | TD       | PD       | FF       | FR       | TD       | YDS      | TK       | S        | A        | FF       | FR       |            | S     |
| 01/15              | Ravens     | S   | 0        | 0        | 0        | 0.0        | 0.0        | 0        | 0        | 0             | 0        | 0        | 0        | 0        | 0        | 0        | 0        | 0        | 0        | 0        | 0        | 0        | 0        | 0        | W          | 24-17 |
| 01/22              | at Bills   | S   | 0        | 0        | 0        | 0.0        | 0.0        | 0        | 0        | 0             | 0        | 0        | 0        | 0        | 0        | 0        | 0        | 0        | 0        | 0        | 0        | 0        | 0        | 0        | W          | 27-10 |
| 01/29              | at Chiefs  | S   | 0        | 0        | 0        | 0.0        | 0.0        | 0        | 0        | 0             | 0        | 0        | 0        | 0        | 0        | 0        | 0        | 0        | 0        | 0        | 0        | 0        | 0        | 0        | L          | 20-23 |
| <b>2022 TOTALS</b> | <b>3-3</b> |     | <b>0</b> | <b>0</b> | <b>0</b> | <b>0.0</b> | <b>0.0</b> | <b>0</b> | <b>0</b> | <b>0</b>      | <b>0</b> | <b>0</b> | <b>0</b> | <b>0</b> | <b>0</b> | <b>0</b> | <b>0</b> | <b>0</b> | <b>0</b> | <b>0</b> | <b>0</b> | <b>0</b> | <b>0</b> | <b>0</b> | <b>2-1</b> |       |

**2021 GAME-BY-GAME POSTSEASON STATISTICS (BENGALS)**

| DATE               | OPPONENT   | P/S | TACKLES  |          |          |            |            |          |          | INTERCEPTIONS |          |          |          |          | O. FUMB  |          |          |          | ST       |          |          |          | MISC     |          | SCORE      |        |
|--------------------|------------|-----|----------|----------|----------|------------|------------|----------|----------|---------------|----------|----------|----------|----------|----------|----------|----------|----------|----------|----------|----------|----------|----------|----------|------------|--------|
|                    |            |     | TK       | S        | A        | SK         | YDS        | TFL      | YDS      | QBH           | NO       | YDS      | LG       | TD       | PD       | FF       | FR       | TD       | YDS      | TK       | S        | A        | FF       | FR       |            | S      |
| 01/15              | Raiders    | S   | 0        | 0        | 0        | 0.0        | 0.0        | 0        | 0        | 0             | 0        | 0        | 0        | 0        | 0        | 0        | 0        | 0        | 0        | 0        | 0        | 0        | 0        | 0        | W          | 26-19  |
| 01/22              | at Titans  | S   | 0        | 0        | 0        | 0.0        | 0.0        | 0        | 0        | 0             | 0        | 0        | 0        | 0        | 0        | 0        | 0        | 0        | 0        | 0        | 0        | 0        | 0        | 0        | W          | 19-16  |
| 01/30              | at Chiefs  | S   | 0        | 0        | 0        | 0.0        | 0.0        | 0        | 0        | 0             | 0        | 0        | 0        | 0        | 0        | 0        | 0        | 0        | 0        | 0        | 0        | 0        | 0        | 0        | W          | 27-24+ |
| 02/13              | Rams       | S   | 0        | 0        | 0        | 0.0        | 0.0        | 0        | 0        | 0             | 0        | 0        | 0        | 0        | 0        | 0        | 0        | 0        | 0        | 0        | 0        | 0        | 0        | 0        | L          | 20-23  |
| <b>2021 TOTALS</b> | <b>4-4</b> |     | <b>0</b> | <b>0</b> | <b>0</b> | <b>0.0</b> | <b>0.0</b> | <b>0</b> | <b>0</b> | <b>0</b>      | <b>0</b> | <b>0</b> | <b>0</b> | <b>0</b> | <b>0</b> | <b>0</b> | <b>0</b> | <b>0</b> | <b>0</b> | <b>0</b> | <b>0</b> | <b>0</b> | <b>0</b> | <b>0</b> | <b>3-1</b> |        |

+ - Overtime



# CAM AKERS



# 31

## RUNNING BACK

**Ht:** 5-10

**DOB:** 6-22-99

**Vikings Season:** 1

**Acquired:** T (LAR) '23

**Wt:** 217

**College:** Florida State

**NFL Season:** 4

**2023 GP/GS**

7/1

**CAREER GP/GS**

36/15

**PLAYOFF GP/GS**

6/5

### KEY TRANSACTIONS

- Selected in the second round (52nd overall) in the 2020 NFL Draft.
- Placed on Reserve/Non-Football Injury on 8/31/21.
- Activated from Reserves/NFI on 12/25/21.
- Traded to the Minnesota Vikings on 9/21/23.

### OFF THE FIELD

- Mother overcame Stage 2 breast cancer when he was just 11.

### CAREER NOTES

- Has appeared in 30 games in his career, making 15 starts.
- Tallied 1,443 rushing yards and 10 touchdowns on 360 attempts, adding 250 receiving yards and a score on 27 receptions.

### 2023 | LOS ANGELES RAMS/MINNESOTA VIKINGS

- Suffered a season-ending achilles injury at Atlanta (11/5).
- Scored his first touchdown with as a member of the Vikings on a six-yard run in the first quarter at Green Bay (10/29).
- Totaled a season-high 61 total yards vs. San Francisco (10/23).
- Made his Vikings debut in Week 4 vs. Carolina (10/1), totaling 40 yards on five carries and adding two receptions for 11 yards.
- Started the Rams season opener, carrying the ball 22 times for 29 yards and a touchdown.

### 2022 | LOS ANGELES RAMS

- Appeared in 15 games, including nine starts.
- Recorded 786 rushing yards and seven touchdowns on 188 carries.
- Added 13 receptions for 117 yards.
- Was the first Rams running back to post three-straight games with at least 100-yard rushing performances in the same season since Todd Gurley in 2015 (Weeks 16-18).

### 2021 | LOS ANGELES RAMS

- Appeared in five games (regular season and playoffs), totaling 175 rushing yards on 72 carries.
- Underwent surgery on his torn achilleas which he suffered in July 2021 and returned to action in less than six months in time for the team's playoff run that resulted in a victory in Super Bowl LVI.

### 2020 | LOS ANGELES RAMS

- Played in 13 games, making five starts.
- Rushed for 625 yards and two touchdowns on 145 rushing attempts during his rookie season.
- Recorded 131 rushing yards and a touchdown against the Seahawks in his first-career playoff game (1/9/21).
- Reached the end zone in three-consecutive games during the 2023 season.

**COLLEGE - FLORIDA STATE**

- Spent three seasons at Florida State, averaging 958 rushing yards per season, a mark that ranked third in program history. Recorded 2,874 rushing yards and 34 touchdowns in his career.
- Ranked fifth all-time at FSU with 586 rushing attempts, and his 2,874 rushing yards and 11 100-yard games were sixth on FSU's all-time lists.
- Third Seminole in program history with multiple 1,000-yard rushing seasons, joining Warrick Dunn and Dalvin Cook.
- Chose Florida State over Ole Miss, LSU, Tennessee, Alabama, and Georgia among several others.

**PREP - CLINTON (MISS.)**

- Five-star recruit. Ranked No. 2 nationally and was the No. 1 running back per 247Sports Composite. No. 1 running back and the No. 3 prospect in the nation by both Rivals and Scout.
- Finished his four-year varsity career by passing for 8,140 yards and 78 touchdowns, while rushing for 5,103 yards and 71 scores.
- Led the Arrows to the Class 6A State Championship in 2016 – Clinton's first state title in football.
- Participated in the U.S. Army All-American Bowl and Nike's 'The Opening.'
- Was awarded the U.S. Army Player of the Year Award as the nation's most outstanding high school senior football player.

**REGULAR SEASON COMPARISON: RECEIVING - NEW ORLEANS SAINTS**

| DATE          | OPP     | W/L        | GP/GS      | REC      | YDS.     | AVG.     | TD       | LG       | TGTS     | YAC      |
|---------------|---------|------------|------------|----------|----------|----------|----------|----------|----------|----------|
| 11/20/22      | LA @ NO | L          | P          | 0        | 0        | 0        | 0        | 0        | 0        | 0        |
| <b>TOTALS</b> |         | <b>0/1</b> | <b>1/0</b> | <b>0</b> | <b>0</b> | <b>0</b> | <b>0</b> | <b>0</b> | <b>0</b> | <b>0</b> |

**CAM AKERS' NFL REGULAR SEASON RUSHING/RECEIVING STATISTICS**

| DATE   | TEAM         | GP        | GS        | RUSHING    |              |            |           |           | RECEIVING |            |            |           |          |
|--|--------------|-----------|-----------|------------|--------------|------------|-----------|-----------|-----------|------------|------------|-----------|----------|
|  |              |           |           | NO.        | YDS.         | AVG.       | LG        | TD        | NO.       | YDS.       | AVG.       | LG        | TD       |
| 2023   | Vikings      | 6         | 0         | 38         | 138          | 3.6        | 19        | 1         | 11        | 70         | 6.4        | 30        | 0        |
| Went from <b>L.A. Rams</b> to <b>Minnesota</b> . |              |           |           |            |              |            |           |           |           |            |            |           |          |
| 2023   | Rams         | 1         | 1         | 22         | 29           | 1.3        | 12        | 1         | 0         | 0          | 0.0        | 0         | 0        |
| 2023   | <b>TOTAL</b> | <b>7</b>  | <b>1</b>  | <b>60</b>  | <b>167</b>   | <b>2.8</b> | <b>19</b> | <b>2</b>  | <b>11</b> | <b>70</b>  | <b>6.4</b> | <b>30</b> | <b>0</b> |
| 2022   | Rams         | 15        | 9         | 188        | 786          | 4.2        | 42        | 7         | 13        | 117        | 9.0        | 18        | 0        |
| 2021   | Rams         | 1         | 0         | 5          | 3            | 0.6        | 2         | 0         | 3         | 10         | 3.3        | 6         | 0        |
| 2020   | Rams         | 13        | 5         | 145        | 625          | 4.3        | 61        | 2         | 11        | 123        | 11.2       | 38        | 1        |
| <b>NFL TOTALS</b>                                |              | <b>36</b> | <b>15</b> | <b>398</b> | <b>1,581</b> | <b>4.0</b> | <b>61</b> | <b>11</b> | <b>38</b> | <b>320</b> | <b>8.4</b> | <b>38</b> | <b>1</b> |

**CAM AKERS' NFL POSTSEASON RUSHING/RECEIVING STATISTICS**

| DATE              | TEAM | GP       | GS       | RUSHING    |            |            |           |          | RECEIVING |            |             |           |          |
|-------------------|------|----------|----------|------------|------------|------------|-----------|----------|-----------|------------|-------------|-----------|----------|
|                   |      |          |          | NO.        | YDS.       | AVG.       | LG        | TD       | NO.       | YDS.       | AVG.        | LG        | TD       |
| 2021              | Rams | 4        | 3        | 67         | 172        | 2.6        | 15        | 0        | 8         | 76         | 9.5         | 40        | 0        |
| 2020              | Rams | 2        | 2        | 46         | 221        | 4.8        | 20        | 2        | 3         | 51         | 17.0        | 44        | 0        |
| <b>NFL TOTALS</b> |      | <b>6</b> | <b>5</b> | <b>113</b> | <b>393</b> | <b>3.5</b> | <b>20</b> | <b>2</b> | <b>11</b> | <b>127</b> | <b>11.5</b> | <b>44</b> | <b>0</b> |

### CAM AKERS' NFL REGULAR SEASON RETURN STATISTICS

| KICKOFF RETURNS                                  |              |          |          |            |          |          | PUNT RETURNS |          |          |            |          |          |
|--|--------------|----------|----------|------------|----------|----------|--------------|----------|----------|------------|----------|----------|
| DATE   | TEAM         | RET.     | YDS.     | AVG.       | LG       | TD       | NO.          | FC       | YDS.     | AVG.       | LG       | TD       |
| 2023   | Vikings      | 0        | 0        | 0.0        | 0        | 0        | 0            | 0        | 0        | 0.0        | 0        | 0        |
| Went from <b>L.A. Rams</b> to <b>Minnesota</b> . |              |          |          |            |          |          |              |          |          |            |          |          |
| 2023   | Rams         | 0        | 0        | 0.0        | 0        | 0        | 0            | 0        | 0        | 0.0        | 0        | 0        |
| 2023   | <b>TOTAL</b> | <b>0</b> | <b>0</b> | <b>0.0</b> | <b>0</b> | <b>0</b> | <b>0</b>     | <b>0</b> | <b>0</b> | <b>0.0</b> | <b>0</b> | <b>0</b> |
| 2022   | Rams         | 0        | 0        | 0.0        | 0        | 0        | 0            | 0        | 0        | 0.0        | 0        | 0        |
| 2021   | Rams         | 0        | 0        | 0.0        | 0        | 0        | 0            | 0        | 0        | 0.0        | 0        | 0        |
| 2020   | Rams         | 0        | 0        | 0.0        | 0        | 0        | 0            | 0        | 0        | 0.0        | 0        | 0        |
| <b>NFL TOTALS</b>                                |              | <b>0</b> | <b>0</b> | <b>0.0</b> | <b>0</b> | <b>0</b> | <b>0</b>     | <b>0</b> | <b>0</b> | <b>0.0</b> | <b>0</b> | <b>0</b> |

### CAM AKERS' NFL POSTSEASON RETURN STATISTICS

| KICKOFF RETURNS   |      |          |          |            |          |          | PUNT RETURNS |          |          |            |          |          |
|-------------------|------|----------|----------|------------|----------|----------|--------------|----------|----------|------------|----------|----------|
| DATE              | TEAM | RET.     | YDS.     | AVG.       | LG       | TD       | NO.          | FC       | YDS.     | AVG.       | LG       | TD       |
| 2021              | Rams | 0        | 0        | 0.0        | 0        | 0        | 0            | 0        | 0        | 0.0        | 0        | 0        |
| 2020              | Rams | 0        | 0        | 0.0        | 0        | 0        | 0            | 0        | 0        | 0.0        | 0        | 0        |
| <b>NFL TOTALS</b> |      | <b>0</b> | <b>0</b> | <b>0.0</b> | <b>0</b> | <b>0</b> | <b>0</b>     | <b>0</b> | <b>0</b> | <b>0.0</b> | <b>0</b> | <b>0</b> |

#### SINGLE-GAME HIGHS: RUSHING/RECEIVING

|                        |                          |                           |                            |
|------------------------|--------------------------|---------------------------|----------------------------|
| <b>Rush Attempts</b>   | 29 vs. NE, Dec 10, 2020  | <b>Receiving Yards</b>    | 52 vs. ARI, Jan 03, 2021   |
| <b>Rushing Yards</b>   | 171 vs. NE, Dec 10, 2020 | <b>Receiving Average</b>  | 13.0 vs. ARI, Jan 03, 2021 |
| <b>Rushing Average</b> | 9.3 vs. SF, Nov 29, 2020 | <b>Longest Receptions</b> | 38 vs. ARI, Jan 03, 2021   |
| <b>Longest Runs</b>    | 61 vs. SF, Nov 29, 2020  | <b>Receiving TDs</b>      | 1 at TB, Nov 23, 2020      |
| <b>Rushing TDs</b>     | 3 vs. DEN, Dec 25, 2022  | <b>All-Purpose Yards</b>  | 194 vs. NE, Dec 10, 2020   |
| <b>Receptions</b>      | 4 vs. ARI, Jan 03, 2021  | <b>Most TDs</b>           | 3 vs. DEN, Dec 25, 2022    |

#### SINGLE-GAME HIGHS - POSTSEASON: RUSHING/RECEIVING

|                        |                          |                              |                          |
|------------------------|--------------------------|------------------------------|--------------------------|
| <b>Rush Attempts</b>   | 28 at SEA, Jan 09, 2021  | <b>Receiving Yards</b>       | 45 at SEA, Jan 09, 2021  |
| <b>Rushing Yards</b>   | 131 at SEA, Jan 09, 2021 | <b>Receiving Average</b>     | 6.7 at TB, Jan 23, 2022  |
| <b>Rushing Average</b> | 5.0 at GB, Jan 16, 2021  | <b>Longest Receptions</b>    | 44 at SEA, Jan 09, 2021  |
| <b>Longest Runs</b>    | 20 at SEA, Jan 09, 2021  | <b>All-Purpose Yards</b>     | 176 at SEA, Jan 09, 2021 |
| <b>Rushing TDs</b>     | 1 at GB, Jan 16, 2021    | <b>Most TDs</b>              | 1 at GB, Jan 16, 2021    |
|                        | ...1 more at 1.          |                              | ...1 more at 1.          |
| <b>Receptions</b>      | 3 at CIN, Feb 13, 2022   | <b>Miscellaneous Tackles</b> | 1 at TB, Jan 23, 2022    |
|                        | ...1 more at 3.          |                              |                          |

#### 100-YARD RUSHING GAMES (4): REGULAR SEASON

| DATE     | TEAM        | ATT. | YDS. | AVG. | LG | TD |
|----------|-------------|------|------|------|----|----|
| 12/10/20 | PATRIOTS    | 29   | 171  | 5.9  | 35 | 0  |
| 12/25/22 | BRONCOS     | 23   | 118  | 5.1  | 21 | 3  |
| 01/01/23 | at Chargers | 19   | 123  | 6.5  | 42 | 0  |
| 01/08/23 | at Seahawks | 21   | 104  | 5.0  | 32 | 0  |

#### 100-YARD RUSHING GAMES (1): POSTSEASON

| DATE     | TEAM        | ATT. | YDS. | AVG. | LG | TD |
|----------|-------------|------|------|------|----|----|
| 01/09/21 | at Seahawks | 28   | 131  | 4.7  | 20 | 1  |



**2023 GAME-BY-GAME REGULAR-SEASON STATISTICS (RAMS/VIKINGS)**

|   |             |            | RUSHING          |            |            |           |          | RECEIVING |           |            |           |          |            |       |
|---|-------------|------------|------------------|------------|------------|-----------|----------|-----------|-----------|------------|-----------|----------|------------|-------|
| DATE                                      | OPPONENT    | P/S        | NO.              | YDS.       | AVG.       | LG        | TD       | NO.       | YDS.      | AVG.       | LG        | TD       | W/L        | SCORE |
| 09/10                                     | at Seahawks | S          | 22               | 29         | 1.3        | 12        | 1        | 0         | 0         | 0.0        | 0         | 0        | W          | 30-13 |
| 09/17                                     | 49ers       |            | ON INACTIVE LIST |            |            |           |          |           |           |            |           |          | L          | 23-30 |
| Went from <b>Rams</b> to <b>Vikings</b> . |             |            |                  |            |            |           |          |           |           |            |           |          |            |       |
| 09/24                                     | Chargers    |            | ON INACTIVE LIST |            |            |           |          |           |           |            |           |          | L          | 24-28 |
| 10/01                                     | at Panthers | P          | 5                | 40         | 8.0        | 10        | 0        | 2         | 11        | 5.5        | 9         | 0        | W          | 21-13 |
| 10/08                                     | Chiefs      | P          | 5                | 15         | 3.0        | 6         | 0        | 2         | 3         | 1.5        | 3         | 0        | L          | 20-27 |
| 10/15                                     | at Bears    | P          | 1                | 8          | 8.0        | 8         | 0        | 1         | 7         | 7.0        | 7         | 0        | W          | 19-13 |
| 10/23                                     | 49ers       | P          | 10               | 31         | 3.1        | 13        | 0        | 2         | 30        | 15.0       | 30        | 0        | W          | 22-17 |
| 10/29                                     | at Packers  | P          | 9                | 19         | 2.1        | 9         | 1        | 1         | 6         | 6.0        | 6         | 0        | W          | 24-10 |
| 11/05                                     | at Falcons  | P          | 8                | 25         | 3.1        | 19        | 0        | 3         | 13        | 4.3        | 11        | 0        | W          | 31-28 |
| <b>2023 TOTALS</b>                        |             | <b>7-1</b> | <b>60</b>        | <b>167</b> | <b>2.8</b> | <b>19</b> | <b>2</b> | <b>11</b> | <b>70</b> | <b>6.4</b> | <b>30</b> | <b>0</b> | <b>6-3</b> |       |

**2022 GAME-BY-GAME REGULAR-SEASON STATISTICS (RAMS)**

|                    |               |             | RUSHING          |            |            |           |          | RECEIVING |            |            |           |          |             |        |
|--------------------|---------------|-------------|------------------|------------|------------|-----------|----------|-----------|------------|------------|-----------|----------|-------------|--------|
| DATE               | OPPONENT      | P/S         | NO.              | YDS.       | AVG.       | LG        | TD       | NO.       | YDS.       | AVG.       | LG        | TD       | W/L         | SCORE  |
| 09/08              | Bills         | P           | 3                | 0          | 0.0        | 0         | 0        | 0         | 0          | 0.0        | 0         | 0        | L           | 10-31  |
| 09/18              | Falcons       | P           | 15               | 44         | 2.9        | 8         | 0        | 2         | 18         | 9.0        | 10        | 0        | W           | 31-27  |
| 09/25              | at Cardinals  | P           | 12               | 61         | 5.1        | 14t       | 1        | 0         | 0          | 0.0        | 0         | 0        | W           | 20-12  |
| 10/03              | at 49ers      | S           | 8                | 13         | 1.6        | 6         | 0        | 0         | 0          | 0.0        | 0         | 0        | L           | 9-24   |
| 10/09              | Cowboys       | S           | 13               | 33         | 2.5        | 13        | 0        | 0         | 0          | 0.0        | 0         | 0        | L           | 10-22  |
| 10/16              | Panthers      |             | ON INACTIVE LIST |            |            |           |          |           |            |            |           |          | W           | 24-10  |
| 10/30              | 49ers         |             | ON INACTIVE LIST |            |            |           |          |           |            |            |           |          | L           | 14-31  |
| 11/06              | at Buccaneers | P           | 5                | 3          | 0.6        | 2         | 0        | 0         | 0          | 0.0        | 0         | 0        | L           | 13-16  |
| 11/13              | Cardinals     | P           | 6                | 22         | 3.7        | 10        | 0        | 0         | 0          | 0.0        | 0         | 0        | L           | 17-27  |
| 11/20              | at Saints     | P           | 14               | 61         | 4.4        | 13        | 0        | 0         | 0          | 0.0        | 0         | 0        | L           | 20-27  |
| 11/27              | at Chiefs     | S           | 8                | 37         | 4.6        | 15        | 0        | 0         | 0          | 0.0        | 0         | 0        | L           | 10-26  |
| 12/04              | Seahawks      | S           | 17               | 60         | 3.5        | 13        | 2        | 1         | 0          | 0.0        | 0         | 0        | L           | 23-27  |
| 12/08              | Raiders       | S           | 12               | 42         | 3.5        | 9         | 1        | 1         | 1          | 1.0        | 1         | 0        | W           | 17-16  |
| 12/19              | at Packers    | S           | 12               | 65         | 5.4        | 19        | 0        | 3         | 35         | 11.7       | 18        | 0        | L           | 12-24  |
| 12/25              | Broncos       | S           | 23               | 118        | 5.1        | 21        | 3        | 2         | 29         | 14.5       | 17        | 0        | W           | 51-14  |
| 01/01              | at Chargers   | S           | 19               | 123        | 6.5        | 42        | 0        | 1         | 10         | 10.0       | 10        | 0        | L           | 10-31  |
| 01/08              | at Seahawks   | S           | 21               | 104        | 5.0        | 32        | 0        | 3         | 24         | 8.0        | 13        | 0        | L           | 16-19+ |
| <b>2022 TOTALS</b> |               | <b>15-9</b> | <b>188</b>       | <b>786</b> | <b>4.2</b> | <b>42</b> | <b>7</b> | <b>13</b> | <b>117</b> | <b>9.0</b> | <b>18</b> | <b>0</b> | <b>5-12</b> |        |

+ - Overtime

**2021 GAME-BY-GAME REGULAR-SEASON STATISTICS (RAMS)**

|                    |              |            | RUSHING  |          |            |          |          | RECEIVING |          |            |          |          |          |             |
|--------------------|--------------|------------|----------|----------|------------|----------|----------|-----------|----------|------------|----------|----------|----------|-------------|
| DATE               | OPPONENT     | P/S        | NO.      | YDS.     | AVG.       | LG       | TD       | NO.       | YDS.     | AVG.       | LG       | TD       | W/L      | SCORE       |
| 09/12              | Bears        |            |          |          |            |          |          |           |          |            |          |          | W        | 34-14       |
| 09/19              | at Colts     |            |          |          |            |          |          |           |          |            |          |          | W        | 27-24       |
| 09/26              | Buccaneers   |            |          |          |            |          |          |           |          |            |          |          | W        | 34-24       |
| 10/03              | Cardinals    |            |          |          |            |          |          |           |          |            |          |          | L        | 20-37       |
| 10/07              | at Seahawks  |            |          |          |            |          |          |           |          |            |          |          | W        | 26-17       |
| 10/17              | at Giants    |            |          |          |            |          |          |           |          |            |          |          | W        | 38-11       |
| 10/24              | Lions        |            |          |          |            |          |          |           |          |            |          |          | W        | 28-19       |
| 10/31              | at Texans    |            |          |          |            |          |          |           |          |            |          |          | W        | 38-22       |
| 11/07              | Titans       |            |          |          |            |          |          |           |          |            |          |          | L        | 16-28       |
| 11/15              | at 49ers     |            |          |          |            |          |          |           |          |            |          |          | L        | 10-31       |
| 11/28              | at Packers   |            |          |          |            |          |          |           |          |            |          |          | L        | 28-36       |
| 12/05              | Jaguars      |            |          |          |            |          |          |           |          |            |          |          | W        | 37-7        |
| 12/13              | at Cardinals |            |          |          |            |          |          |           |          |            |          |          | W        | 30-23       |
| 12/21              | Seahawks     |            |          |          |            |          |          |           |          |            |          |          | W        | 20-10       |
| 12/26              | at Vikings   |            |          |          |            |          |          |           |          |            |          |          | W        | 30-23       |
| 01/02              | at Ravens    |            |          |          |            |          |          |           |          |            |          |          | W        | 20-19       |
| 01/09              | 49ers        |            |          |          |            |          |          |           |          |            |          |          | L        | 24-27+      |
| <b>2021 TOTALS</b> |              | <b>0-0</b> | <b>0</b> | <b>0</b> | <b>0.0</b> | <b>0</b> | <b>0</b> | <b>0</b>  | <b>0</b> | <b>0.0</b> | <b>0</b> | <b>0</b> | <b>0</b> | <b>12-5</b> |

+ - Overtime

**2020 GAME-BY-GAME REGULAR-SEASON STATISTICS (RAMS)**

|                    |                  |             | RUSHING    |            |            |           |          | RECEIVING |            |             |           |          |             |       |
|--------------------|------------------|-------------|------------|------------|------------|-----------|----------|-----------|------------|-------------|-----------|----------|-------------|-------|
| DATE               | OPPONENT         | P/S         | NO.        | YDS.       | AVG.       | LG        | TD       | NO.       | YDS.       | AVG.        | LG        | TD       | W/L         | SCORE |
| 09/13              | Cowboys          | S           | 14         | 39         | 2.8        | 6         | 0        | 1         | 4          | 4.0         | 4         | 0        | W           | 20-17 |
| 09/20              | at Eagles        | S           | 3          | 13         | 4.3        | 5         | 0        | 0         | 0          | 0.0         | 0         | 0        | W           | 37-19 |
| 09/27              | at Bills         |             |            |            |            |           |          |           |            |             |           |          | L           | 32-35 |
| 10/04              | Giants           |             |            |            |            |           |          |           |            |             |           |          | W           | 17-9  |
| 10/11              | at Football Team | P           | 9          | 61         | 6.8        | 46        | 0        | 0         | 0          | 0.0         | 0         | 0        | W           | 30-10 |
| 10/18              | at 49ers         | P           | 0          | 0          | 0.0        | 0         | 0        | 0         | 0          | 0.0         | 0         | 0        | L           | 16-24 |
| 10/26              | Bears            | P           | 0          | 0          | 0.0        | 0         | 0        | 0         | 0          | 0.0         | 0         | 0        | W           | 24-10 |
| 11/01              | at Dolphins      | P           | 9          | 35         | 3.9        | 10        | 0        | 1         | 19         | 19.0        | 19        | 0        | L           | 17-28 |
| 11/15              | Seahawks         | P           | 10         | 38         | 3.8        | 17        | 0        | 0         | 0          | 0.0         | 0         | 0        | W           | 23-16 |
| 11/23              | at Buccaneers    | P           | 5          | 15         | 3.0        | 11        | 0        | 1         | 4          | 4.0         | 4t        | 1        | W           | 27-24 |
| 11/29              | 49ers            | P           | 9          | 84         | 9.3        | 61        | 1        | 0         | 0          | 0.0         | 0         | 0        | L           | 20-23 |
| 12/06              | at Cardinals     | P           | 21         | 72         | 3.4        | 12        | 1        | 1         | 22         | 22.0        | 22        | 0        | W           | 38-28 |
| 12/10              | Patriots         | S           | 29         | 171        | 5.9        | 35        | 0        | 2         | 23         | 11.5        | 16        | 0        | W           | 24-3  |
| 12/20              | Jets             | S           | 15         | 63         | 4.2        | 11        | 0        | 1         | -1         | -1.0        | -1        | 0        | L           | 20-23 |
| 12/27              | at Seahawks      |             |            |            |            |           |          |           |            |             |           |          | L           | 9-20  |
| 01/03              | Cardinals        | S           | 21         | 34         | 1.6        | 10        | 0        | 4         | 52         | 13.0        | 38        | 0        | W           | 18-7  |
| <b>2020 TOTALS</b> |                  | <b>13-5</b> | <b>145</b> | <b>625</b> | <b>4.3</b> | <b>61</b> | <b>2</b> | <b>11</b> | <b>123</b> | <b>11.2</b> | <b>38</b> | <b>1</b> | <b>10-6</b> |       |

**2021 GAME-BY-GAME POSTSEASON STATISTICS (RAMS)**

|                    |               |            | RUSHING   |            |            |           |          | RECEIVING |           |            |           |          |            |       |
|--------------------|---------------|------------|-----------|------------|------------|-----------|----------|-----------|-----------|------------|-----------|----------|------------|-------|
| DATE               | OPPONENT      | P/S        | NO.       | YDS.       | AVG.       | LG        | TD       | NO.       | YDS.      | AVG.       | LG        | TD       | W/L        | SCORE |
| 01/17              | Cardinals     | P          | 17        | 55         | 3.2        | 15        | 0        | 1         | 40        | 40.0       | 40        | 0        | W          | 34-11 |
| 01/23              | at Buccaneers | S          | 24        | 48         | 2.0        | 9         | 0        | 3         | 20        | 6.7        | 9         | 0        | W          | 30-27 |
| 01/30              | 49ers         | S          | 13        | 48         | 3.7        | 14        | 0        | 1         | 2         | 2.0        | 2         | 0        | W          | 20-17 |
| 02/13              | at Bengals    | S          | 13        | 21         | 1.6        | 8         | 0        | 3         | 14        | 4.7        | 7         | 0        | W          | 23-20 |
| <b>2021 TOTALS</b> |               | <b>4-3</b> | <b>67</b> | <b>172</b> | <b>2.6</b> | <b>15</b> | <b>0</b> | <b>8</b>  | <b>76</b> | <b>9.5</b> | <b>40</b> | <b>0</b> | <b>4-0</b> |       |

**2020 GAME-BY-GAME POSTSEASON STATISTICS (RAMS)**

|                    |             |            | RUSHING   |            |            |           |          | RECEIVING |           |             |           |          |            |       |
|--------------------|-------------|------------|-----------|------------|------------|-----------|----------|-----------|-----------|-------------|-----------|----------|------------|-------|
| DATE               | OPPONENT    | P/S        | NO.       | YDS.       | AVG.       | LG        | TD       | NO.       | YDS.      | AVG.        | LG        | TD       | W/L        | SCORE |
| 01/09              | at Seahawks | S          | 28        | 131        | 4.7        | 20        | 1        | 2         | 45        | 22.5        | 44        | 0        | W          | 30-20 |
| 01/16              | at Packers  | S          | 18        | 90         | 5.0        | 13        | 1        | 1         | 6         | 6.0         | 6         | 0        | L          | 18-32 |
| <b>2020 TOTALS</b> |             | <b>2-2</b> | <b>46</b> | <b>221</b> | <b>4.8</b> | <b>20</b> | <b>2</b> | <b>3</b>  | <b>51</b> | <b>17.0</b> | <b>44</b> | <b>0</b> | <b>1-1</b> |       |



# BRIAN ASAMOAH II

(Aw-sum-wah)

# 33

## LINEBACKER

**Ht:** 6-0

**DOB:** 3-29-00

**Vikings Season:** 2

**Acquired:** D3 '22

**Wt:** 226

**College:** Oklahoma

**NFL Season:** 2



**2023 GP/GS**

7/0

**CAREER GP/GS**

23/0

**PLAYOFF GP/GS**

1/0

### KEY TRANSACTIONS

- Third-round (66th overall) pick out of Oklahoma in the 2022 NFL Draft, becoming the first defensive player the Vikings drafted out of Oklahoma since former linebacker Rufus Alexander (2007, 176th overall).

### OFF THE FIELD

- Goes by B.A.
- Of Ghanaian descent like Vikings General Manager Kwesi Adofo-Mensah.
- Every number he has worn is a division of six. Wore 24 in college.
- Owns a french bulldog named Chrome.
- Has three brothers and one younger sister.
- Graduated in December 2021 with a degree in human relations.

### CAREER NOTES

- Had the second-most defensive snaps among the Vikings 2022 draft class (cornerback Akayleb Evans, 159), appearing in 116. He totaled 15 tackles with one forced fumble and a fumble recovery. Also had two special teams tackles.

### 2023 | MINNESOTA VIKINGS

- Inactive Week 8 and 9.
- Played in each of the first seven games of the season, contributing on defense and special teams.

### 2022 | MINNESOTA VIKINGS

- Played in 16 contests as a rookie, only missing the season finale.
- Played in his first-career playoff game in the Wild Card Round against the New York Giants (Jan. 15, 2023).
- Played in a career-high 27 defensive snaps against the New York Giants (Dec. 24), forcing a fumble, recovering it and returning it 12 yards.
- Totaled a career-high eight tackles on defense against the Colts (Dec. 17).
- Recorded his first-career defensive tackle at Miami (Oct. 16).
- Appeared in his first-career defensive snaps vs. Chicago (Oct. 9), playing in six snaps defensively.
- Recorded his first-career special teams tackle vs. Detroit (Sept. 25).
- Made his NFL debut vs. Green Bay (Sept. 11) appearing on special teams.

### COLLEGE - OKLAHOMA

- Finished his career at Oklahoma playing in 37 games (19 starts), making 179 tackles, 13.0 tackles for loss, 5.0 sacks, one interception returned 29 yards, three forced fumbles and five passes defended.
- Member of three Big 12 championship teams, two College Football Playoff squads and teams that won the 2020 Cotton Bowl and 2021 Alamo Bowl in his four seasons (teams went a combined 44-8).
- A 2021 Butkus Award semifinalist and second-team All-Big 12 selection by league coaches and media.
- Played in 12 of team's 13 games in 2021, making 10 starts, and posted a squad-high 90 tackles (55 solo), as well as 4.0 tackles for loss and two forced fumbles.
- Registered career highs of 14 tackles and 2.0 tackles for loss while forcing a fumble at Baylor (Nov. 11, 2021) and logged 10 tackles, 1.0 sack and a forced fumble against Iowa State (Nov. 20, 2021).

- Played in all 11 games as a redshirt sophomore in 2020 and made nine starts. Led the team with 66 tackles (34 solo) to go along with 5.5 TFLs, 2.0 sacks, four pass breakups, five quarterback hurries and a forced fumble.
- Recorded his first career interception (returned 29 yards) and seven tackles in the Cotton Bowl win over No. 10 Florida (Dec. 30, 2020).
- Played in 13 of 14 games in 2019 as OU qualified for the College Football Playoff and finished 12-2. He tallied 23 tackles, 3.5 TFLs and 2.0 sacks.
- Redshirted in 2018 (did not play).

## HONORS

- Butkus Award Semifinalist (2021)
- First-Team Academic All-Big 12 selection (2021)
- 3x Second-Team Academic All-Big 12 selection - AP, Coaches and Media (2020)

## PREP - ST. FRANCIS DE SALES (OHIO)

- Ranked as a three-star recruit by 247Sports, ESPN and Rivals.
- Rated as the No. 29 outside linebacker in the country by ESPN, No. 39 by 247Sports and No. 42 by Rivals.
- No. 19 player in Ohio by 247Sports and No. 22 by Rivals and ESPN.
- Posted 36 tackles, including 8.0 for loss and 1.5 sacks, and two pass breakups as a senior.
- Two-way player who also ran for 1,697 yards and 18 touchdowns on 248 carries and caught two passes for 90 yards and a touchdown in his high school career.
- Also received offers from Michigan, Notre Dame, Penn State and others.

### REGULAR SEASON COMPARISON: DEFENSIVE - NEW ORLEANS SAINTS

| DATE          | OPP      | W/L | GP/GS      | TACKLES    |          |          |          |            |            |          | MISC     |          |          |          |          |          |
|---------------|----------|-----|------------|------------|----------|----------|----------|------------|------------|----------|----------|----------|----------|----------|----------|----------|
|               |          |     |            | TOT        | SOLO     | ASST     | SACK     | YDS.       | INT        | TFL      | PD       | QBH      | TD       | FF       | FR       |          |
| 10/2/22       | MIN @ NO | W   | P          | 0          | 0        | 0        | 0.0      | 0.0        | 0          | 0        | 0        | 0        | 0        | 0        | 0        | 0        |
| <b>TOTALS</b> |          |     | <b>1/0</b> | <b>1/0</b> | <b>0</b> | <b>0</b> | <b>0</b> | <b>0.0</b> | <b>0.0</b> | <b>0</b> | <b>0</b> | <b>0</b> | <b>0</b> | <b>0</b> | <b>0</b> | <b>0</b> |

### BRIAN ASAMOAH II'S NFL REGULAR SEASON DEFENSIVE STATISTICS

| DATE              | TEAM    | GP        | GS       | TACKLES   |           |          |          |          |            |            | INTERCEPTIONS |          |          |          |          |          | O. FUMB  |          |          | ST        |          |          |          | MISC     |          |          |          |          |          |          |          |   |
|-------------------|---------|-----------|----------|-----------|-----------|----------|----------|----------|------------|------------|---------------|----------|----------|----------|----------|----------|----------|----------|----------|-----------|----------|----------|----------|----------|----------|----------|----------|----------|----------|----------|----------|---|
|                   |         |           |          | TK        | S         | A        | TFL      | YDS      | SK         | YDS        | QBH           | NO       | YDS      | LG       | TD       | PD       | FF       | FR       | TD       | YDS       | TK       | S        | A        | FF       | FR       | S        | A        |          |          |          |          |   |
| 2023              | Vikings | 7         | 0        | 3         | 1         | 2        | 0        | 0        | 0.0        | 0.0        | 0             | 0        | 0        | 0        | 0        | 0        | 0        | 0        | 0        | 0         | 0        | 0        | 0        | 0        | 0        | 0        | 0        | 0        | 0        | 0        | 0        | 0 |
| 2022              | Vikings | 16        | 0        | 15        | 9         | 6        | 0        | 0        | 0.0        | 0.0        | 0             | 0        | 0        | 0        | 0        | 0        | 1        | 1        | 0        | 12        | 2        | 2        | 0        | 0        | 0        | 0        | 0        | 0        | 0        | 0        | 0        |   |
| <b>NFL TOTALS</b> |         | <b>23</b> | <b>0</b> | <b>18</b> | <b>10</b> | <b>8</b> | <b>0</b> | <b>0</b> | <b>0.0</b> | <b>0.0</b> | <b>0</b>      | <b>0</b> | <b>0</b> | <b>0</b> | <b>0</b> | <b>0</b> | <b>1</b> | <b>1</b> | <b>0</b> | <b>12</b> | <b>5</b> | <b>3</b> | <b>2</b> | <b>0</b> | <b>0</b> | <b>0</b> | <b>0</b> | <b>0</b> | <b>0</b> | <b>0</b> | <b>0</b> |   |

### SINGLE-GAME HIGHS: DEFENSIVE

**Total Tackles**  
**Solo Tackles**  
**Forced Fumbles**

8 vs. IND, Dec 17, 2022  
4 vs. IND, Dec 17, 2022  
1 vs. NYG, Dec 24, 2022

**Fumble Recoveries**  
**Special Teams Tackles**

**Longest Opp Fumble Return**

1 vs. NYG, Dec 24, 2022  
1 at CAR, Oct 01, 2023  
...3 more at 1.  
12 vs. NYG, Dec 24, 2022

**2023 GAME-BY-GAME REGULAR-SEASON STATISTICS (VIKINGS)**

| DATE               | OPPONENT    | P/S        | TACKLES          |          |          |            |            |          | INTERCEPTIONS |          |          |          |          | O. FUMB  |          |          |          | ST       |          |          |          | MISC     |          | SCORE    |          |            |       |
|--------------------|-------------|------------|------------------|----------|----------|------------|------------|----------|---------------|----------|----------|----------|----------|----------|----------|----------|----------|----------|----------|----------|----------|----------|----------|----------|----------|------------|-------|
|                    |             |            | TK               | S        | A        | SK         | YDS        | TFL      | YDS           | QBH      | NO       | YDS      | LG       | TD       | PD       | FF       | FR       | TD       | YDS      | TK       | S        | A        | FF       |          | FR       | S          | A     |
| 09/10              | Buccaneers  | P          | 1                | 0        | 1        | 0.0        | 0.0        | 0        | 0             | 0        | 0        | 0        | 0        | 0        | 0        | 0        | 0        | 0        | 1        | 1        | 0        | 0        | 0        | 0        | 0        | L          | 17-20 |
| 09/14              | at Eagles   | P          | 2                | 1        | 1        | 0.0        | 0.0        | 0        | 0             | 0        | 0        | 0        | 0        | 0        | 0        | 0        | 0        | 0        | 0        | 0        | 0        | 0        | 0        | 0        | L        | 28-34      |       |
| 09/24              | Chargers    | P          | 0                | 0        | 0        | 0.0        | 0.0        | 0        | 0             | 0        | 0        | 0        | 0        | 0        | 0        | 0        | 0        | 0        | 0        | 0        | 0        | 0        | 0        | 0        | L        | 24-28      |       |
| 10/01              | at Panthers | P          | 0                | 0        | 0        | 0.0        | 0.0        | 0        | 0             | 0        | 0        | 0        | 0        | 0        | 0        | 0        | 0        | 1        | 0        | 1        | 0        | 0        | 0        | 0        | W        | 21-13      |       |
| 10/08              | Chiefs      | P          | 0                | 0        | 0        | 0.0        | 0.0        | 0        | 0             | 0        | 0        | 0        | 0        | 0        | 0        | 0        | 0        | 0        | 0        | 0        | 0        | 0        | 0        | 0        | L        | 20-27      |       |
| 10/15              | at Bears    | P          | 0                | 0        | 0        | 0.0        | 0.0        | 0        | 0             | 0        | 0        | 0        | 0        | 0        | 0        | 0        | 0        | 1        | 0        | 1        | 0        | 0        | 0        | 0        | W        | 19-13      |       |
| 10/23              | 49ers       | P          | 0                | 0        | 0        | 0.0        | 0.0        | 0        | 0             | 0        | 0        | 0        | 0        | 0        | 0        | 0        | 0        | 0        | 0        | 0        | 0        | 0        | 0        | 0        | W        | 22-17      |       |
| 10/29              | at Packers  |            | ON INACTIVE LIST |          |          |            |            |          |               |          |          |          |          |          |          |          |          |          |          |          |          |          | W        | 24-10    |          |            |       |
| 11/05              | at Falcons  |            | ON INACTIVE LIST |          |          |            |            |          |               |          |          |          |          |          |          |          |          |          |          |          |          |          | W        | 31-28    |          |            |       |
| <b>2023 TOTALS</b> |             | <b>7-0</b> | <b>3</b>         | <b>1</b> | <b>2</b> | <b>0.0</b> | <b>0.0</b> | <b>0</b> | <b>0</b>      | <b>0</b> | <b>0</b> | <b>0</b> | <b>0</b> | <b>0</b> | <b>0</b> | <b>0</b> | <b>0</b> | <b>0</b> | <b>3</b> | <b>1</b> | <b>2</b> | <b>0</b> | <b>0</b> | <b>0</b> | <b>0</b> | <b>5-4</b> |       |

**2022 GAME-BY-GAME REGULAR-SEASON STATISTICS (VIKINGS)**

| DATE               | OPPONENT             | P/S         | TACKLES          |          |          |            |            |          | INTERCEPTIONS |          |          |          |          | O. FUMB  |          |          |          | ST        |          |          |          | MISC     |          | SCORE    |          |             |      |
|--------------------|----------------------|-------------|------------------|----------|----------|------------|------------|----------|---------------|----------|----------|----------|----------|----------|----------|----------|----------|-----------|----------|----------|----------|----------|----------|----------|----------|-------------|------|
|                    |                      |             | TK               | S        | A        | SK         | YDS        | TFL      | YDS           | QBH      | NO       | YDS      | LG       | TD       | PD       | FF       | FR       | TD        | YDS      | TK       | S        | A        | FF       |          | FR       | S           | A    |
| 09/11              | Packers              | P           | 0                | 0        | 0        | 0.0        | 0.0        | 0        | 0             | 0        | 0        | 0        | 0        | 0        | 0        | 0        | 0        | 0         | 0        | 0        | 0        | 0        | 0        | 0        | 0        | W           | 23-7 |
| 09/19              | at Eagles            | P           | 0                | 0        | 0        | 0.0        | 0.0        | 0        | 0             | 0        | 0        | 0        | 0        | 0        | 0        | 0        | 0        | 0         | 0        | 0        | 0        | 0        | 0        | 0        | 0        | L           | 7-24 |
| 09/25              | Lions                | P           | 0                | 0        | 0        | 0.0        | 0.0        | 0        | 0             | 0        | 0        | 0        | 0        | 0        | 0        | 0        | 0        | 1         | 1        | 0        | 0        | 0        | 0        | 0        | W        | 28-24       |      |
| 10/02              | at Saints            | P           | 0                | 0        | 0        | 0.0        | 0.0        | 0        | 0             | 0        | 0        | 0        | 0        | 0        | 0        | 0        | 0        | 0         | 0        | 0        | 0        | 0        | 0        | 0        | W        | 28-25       |      |
| 10/09              | Bears                | P           | 0                | 0        | 0        | 0.0        | 0.0        | 0        | 0             | 0        | 0        | 0        | 0        | 0        | 0        | 0        | 0        | 0         | 0        | 0        | 0        | 0        | 0        | 0        | W        | 29-22       |      |
| 10/16              | at Dolphins          | P           | 1                | 1        | 0        | 0.0        | 0.0        | 0        | 0             | 0        | 0        | 0        | 0        | 0        | 0        | 0        | 0        | 0         | 0        | 0        | 0        | 0        | 0        | 0        | W        | 24-16       |      |
| 10/30              | Cardinals            | P           | 0                | 0        | 0        | 0.0        | 0.0        | 0        | 0             | 0        | 0        | 0        | 0        | 0        | 0        | 0        | 0        | 0         | 0        | 0        | 0        | 0        | 0        | 0        | W        | 34-26       |      |
| 11/06              | at<br>Commander<br>s | P           | 0                | 0        | 0        | 0.0        | 0.0        | 0        | 0             | 0        | 0        | 0        | 0        | 0        | 0        | 0        | 0        | 0         | 0        | 0        | 0        | 0        | 0        | 0        | W        | 20-17       |      |
| 11/13              | at Bills             | P           | 0                | 0        | 0        | 0.0        | 0.0        | 0        | 0             | 0        | 0        | 0        | 0        | 0        | 0        | 0        | 0        | 0         | 0        | 0        | 0        | 0        | 0        | 0        | W        | 33-30+      |      |
| 11/20              | Cowboys              | P           | 1                | 0        | 1        | 0.0        | 0.0        | 0        | 0             | 0        | 0        | 0        | 0        | 0        | 0        | 0        | 0        | 0         | 0        | 0        | 0        | 0        | 0        | 0        | L        | 3-40        |      |
| 11/24              | Patriots             | P           | 0                | 0        | 0        | 0.0        | 0.0        | 0        | 0             | 0        | 0        | 0        | 0        | 0        | 0        | 0        | 0        | 0         | 0        | 0        | 0        | 0        | 0        | 0        | W        | 33-26       |      |
| 12/04              | Jets                 | P           | 0                | 0        | 0        | 0.0        | 0.0        | 0        | 0             | 0        | 0        | 0        | 0        | 0        | 0        | 0        | 0        | 0         | 0        | 0        | 0        | 0        | 0        | 0        | W        | 27-22       |      |
| 12/11              | at Lions             | P           | 0                | 0        | 0        | 0.0        | 0.0        | 0        | 0             | 0        | 0        | 0        | 0        | 0        | 0        | 0        | 0        | 0         | 0        | 0        | 0        | 0        | 0        | 0        | L        | 23-34       |      |
| 12/17              | Colts                | P           | 8                | 4        | 4        | 0.0        | 0.0        | 0        | 0             | 0        | 0        | 0        | 0        | 0        | 0        | 0        | 0        | 0         | 0        | 0        | 0        | 0        | 0        | 0        | W        | 39-36+      |      |
| 12/24              | Giants               | P           | 1                | 1        | 0        | 0.0        | 0.0        | 0        | 0             | 0        | 0        | 0        | 0        | 0        | 1        | 1        | 0        | 12        | 0        | 0        | 0        | 0        | 0        | 0        | W        | 27-24       |      |
| 01/01              | at Packers           | P           | 4                | 3        | 1        | 0.0        | 0.0        | 0        | 0             | 0        | 0        | 0        | 0        | 0        | 0        | 0        | 0        | 1         | 1        | 0        | 0        | 0        | 0        | 0        | L        | 17-41       |      |
| 01/08              | at Bears             |             | ON INACTIVE LIST |          |          |            |            |          |               |          |          |          |          |          |          |          |          |           |          |          |          |          | W        | 29-13    |          |             |      |
| <b>2022 TOTALS</b> |                      | <b>16-0</b> | <b>15</b>        | <b>9</b> | <b>6</b> | <b>0.0</b> | <b>0.0</b> | <b>0</b> | <b>0</b>      | <b>0</b> | <b>0</b> | <b>0</b> | <b>0</b> | <b>0</b> | <b>1</b> | <b>1</b> | <b>0</b> | <b>12</b> | <b>2</b> | <b>2</b> | <b>0</b> | <b>0</b> | <b>0</b> | <b>0</b> | <b>0</b> | <b>13-4</b> |      |

+ - Overtime



# MEKHI BLACKMON

(muh-KYE)



# 5

## CORNERBACK

**Ht:** 5-11

**Wt:** 178

**DOB:** 3-18-99

**College:** USC

**Vikings Season:** Rookie **NFL Season:** Rookie

**Acquired:** D3b '23

**2023 GP/GS**

8/0

**CAREER GP/GS**

8/0

**PLAYOFF GP/GS**

0/0

### KEY TRANSACTIONS

- Drafted in the third round (102nd overall) of the 2023 NFL Draft out of USC.

### OFF THE FIELD

- Currently working on his master's degree in gerontology at USC.
- Cousin, Nashon Wright, is a cornerback for the Dallas Cowboys.
- Also played basketball in high school.
- Was teammates with Vikings 2023 first-round pick Jordan Addison at USC.

### CAREER NOTES

#### 2023 | MINNESOTA VIKINGS

- Had three passes defensed at Green Bay (10/29), a new career high and tied for the most in a game this season among all rookies.
- Tallied his first career pass defensed vs. Kansas City (10/8).
- Made NFL debut in Week 1 vs. Tampa Bay (9/10) registering one tackle.

#### COLLEGE - COLLEGE OF SAN MATEO/COLORADO/USC

- In 2022 at USC, registered 66 total tackles (45 solo), 15 passes defensed, three interceptions, one forced fumble and one fumble recovery.
- Transferred to USC prior to the 2022 season from Colorado.
- In his four-year career at Colorado (2018-21), he had 87 tackles, including three for loss and two sacks, 13 pass breakups, two interceptions and a fumble recovery while appearing in 25 games, including 19 starts.
- Attended College of San Mateo in 2017 and had 20 tackles, an interception, pass breakup and fumble recovery as a freshman.
- During his time at College of San Mateo, the team went 11-2, its winningest record in program history, and advanced to the state championship game.

### HONORS

- All-Pac-12 Honorable Mention (2021)
- Pro Football Focus All-Pac-12 Third Team (2021)

#### PREP - MENLO-ATHERTON (CALIF.)

- Made the 2016 San Francisco Chronicle All-Metro Honorable Mention and all-conference as a senior wide receiver and defensive back at Menlo-Atherton High School in Atherton (Calif.).
- In 2016, he had 23 receptions for 620 yards (27.0 avg) with nine touchdowns on offense and six interceptions on defense.

**MEKHI BLACKMON'S NFL REGULAR SEASON DEFENSIVE STATISTICS**

| DATE              | TEAM    | GP       | TACKLES  |           |           |          |          |          |            | INTERCEPTIONS |          |          |          |          |          | O. FUMB  |          |          | ST       |          |          |          | MISC     |          |          |          |   |
|-------------------|---------|----------|----------|-----------|-----------|----------|----------|----------|------------|---------------|----------|----------|----------|----------|----------|----------|----------|----------|----------|----------|----------|----------|----------|----------|----------|----------|---|
|                   |         |          | GS       | TK        | S         | A        | TFL      | YDS      | SK         | YDS           | QBH      | NO       | YDS      | LG       | TD       | PD       | FF       | FR       | TD       | YDS      | TK       | S        | A        | FF       | FR       | S        | A |
| 2023              | Vikings | 8        | 0        | 12        | 10        | 2        | 0        | 0        | 0.0        | 0.0           | 0        | 0        | 0        | 0        | 0        | 4        | 0        | 0        | 0        | 0        | 0        | 0        | 0        | 0        | 0        | 0        | 0 |
| <b>NFL TOTALS</b> |         | <b>8</b> | <b>0</b> | <b>12</b> | <b>10</b> | <b>2</b> | <b>0</b> | <b>0</b> | <b>0.0</b> | <b>0.0</b>    | <b>0</b> | <b>0</b> | <b>0</b> | <b>0</b> | <b>4</b> | <b>0</b> | <b>0</b> | <b>0</b> | <b>0</b> | <b>0</b> | <b>0</b> | <b>0</b> | <b>0</b> | <b>0</b> | <b>0</b> | <b>0</b> |   |

**SINGLE-GAME HIGHS: DEFENSIVE**

**Total Tackles**  
**Solo Tackles**

5 vs. LAC, Sep 24, 2023  
4 vs. KC, Oct 08, 2023  
...1 more at 4.

**Passes Defensed**

1 vs. KC, Oct 08, 2023

**2023 GAME-BY-GAME REGULAR-SEASON STATISTICS (VIKINGS)**

| DATE               | OPPONENT    | P/S | TACKLES                   |           |           |          |            |            |          | INTERCEPTIONS |          |          |          |          |          | O. FUMB  |          |          | ST       |          |          |          | MISC     |          |          |            |       |       |
|--------------------|-------------|-----|---------------------------|-----------|-----------|----------|------------|------------|----------|---------------|----------|----------|----------|----------|----------|----------|----------|----------|----------|----------|----------|----------|----------|----------|----------|------------|-------|-------|
|                    |             |     | TK                        | S         | A         | SK       | YDS        | TFL        | YDS      | QBH           | NO       | YDS      | LG       | TD       | PD       | FF       | FR       | TD       | YDS      | TK       | S        | A        | FF       | FR       | S        | A          | W/L   | SCORE |
| 09/10              | Buccaneers  | P   | 1                         | 1         | 0         | 0.0      | 0.0        | 0          | 0        | 0             | 0        | 0        | 0        | 0        | 0        | 0        | 0        | 0        | 0        | 0        | 0        | 0        | 0        | 0        | 0        | 0          | L     | 17-20 |
| 09/14              | at Eagles   | P   | 1                         | 0         | 1         | 0.0      | 0.0        | 0          | 0        | 0             | 0        | 0        | 0        | 0        | 0        | 0        | 0        | 0        | 0        | 0        | 0        | 0        | 0        | 0        | 0        | 0          | L     | 28-34 |
| 09/24              | Chargers    | P   | 5                         | 4         | 1         | 0.0      | 0.0        | 0          | 0        | 0             | 0        | 0        | 0        | 0        | 0        | 0        | 0        | 0        | 0        | 0        | 0        | 0        | 0        | 0        | 0        | L          | 24-28 |       |
| 10/01              | at Panthers | P   | 0                         | 0         | 0         | 0.0      | 0.0        | 0          | 0        | 0             | 0        | 0        | 0        | 0        | 0        | 0        | 0        | 0        | 0        | 0        | 0        | 0        | 0        | 0        | 0        | W          | 21-13 |       |
| 10/08              | Chiefs      | P   | 4                         | 4         | 0         | 0.0      | 0.0        | 0          | 0        | 0             | 0        | 0        | 0        | 1        | 0        | 0        | 0        | 0        | 0        | 0        | 0        | 0        | 0        | 0        | 0        | L          | 20-27 |       |
| 10/15              | at Bears    | P   | 0                         | 0         | 0         | 0.0      | 0.0        | 0          | 0        | 0             | 0        | 0        | 0        | 0        | 0        | 0        | 0        | 0        | 0        | 0        | 0        | 0        | 0        | 0        | 0        | W          | 19-13 |       |
| 10/23              | 49ers       |     | DID NOT PLAY (NON-INJURY) |           |           |          |            |            |          |               |          |          |          |          |          |          |          |          |          |          |          |          | W        | 22-17    |          |            |       |       |
| 10/29              | at Packers  | P   | 0                         | 0         | 0         | 0.0      | 0.0        | 0          | 0        | 0             | 0        | 0        | 0        | 3        | 0        | 0        | 0        | 0        | 0        | 0        | 0        | 0        | 0        | 0        | 0        | W          | 24-10 |       |
| 11/05              | at Falcons  | P   | 1                         | 1         | 0         | 0.0      | 0.0        | 0          | 0        | 0             | 0        | 0        | 0        | 0        | 0        | 0        | 0        | 0        | 0        | 0        | 0        | 0        | 0        | 0        | 0        | W          | 31-28 |       |
| <b>2023 TOTALS</b> |             |     | <b>8-0</b>                | <b>12</b> | <b>10</b> | <b>2</b> | <b>0.0</b> | <b>0.0</b> | <b>0</b> | <b>0</b>      | <b>0</b> | <b>0</b> | <b>0</b> | <b>0</b> | <b>4</b> | <b>0</b> | <b>0</b> | <b>0</b> | <b>0</b> | <b>0</b> | <b>0</b> | <b>0</b> | <b>0</b> | <b>0</b> | <b>0</b> | <b>5-4</b> |       |       |





# ANDREW BOOTH JR.



# 23

## CORNERBACK

**Ht:** 6-0

**DOB:** 9-28-00

**Vikings Season:** 2

**Acquired:** D2a '22

**Wt:** 194

**College:** Clemson

**NFL Season:** 2

**2023 GP/GS**

9/0

**CAREER GP/GS**

15/1

**PLAYOFF GP/GS**

0/0

### KEY TRANSACTIONS

- Second-round (42nd overall) pick in the 2022 NFL Draft with a selection received from Indianapolis through Washington.
- Placed on injured reserve on 11/30/22.

### OFF THE FIELD

- Majored in communications.
- Got his nickname "Smooov" for his style both on and off the field.
- Diagnosed with Osgood-Schlatter Disease as a child.
- Two-time ACC Honor Roll selection (2019-20).
- Has four sisters and two brothers, including his twin sister, Alicia.
- Played centerfield and rightfield in high school baseball.

### CAREER NOTES

- Played in 100 defensive snaps, appearing in six games and making one start, as a rookie before being placed on IR, totaling 11 defensive tackles and one on special teams.

### 2023 | MINNESOTA VIKINGS

- Appeared on defense in Weeks 6-9.
- Made season debut in Week 1 vs. Tampa Bay (9/10).

### 2022 | MINNESOTA VIKINGS

- Finished his rookie season appearing in six games with one start, securing 12 total tackles.
- Started his first-career NFL game against Dallas (Nov. 20) and had a game-high nine tackles.
- Played in his first-career defensive snaps at Buffalo (Nov. 13), recording three tackles in 37 snaps.
- Returned from an injury to play at Miami (Oct. 16), appearing on six special teams snaps.
- Made his NFL debut against Green Bay (Sept. 11), and he was inactive Weeks 2-4 due to injury.

### COLLEGE - CLEMSON

- Finished his Clemson career with 75 tackles, including 5.5 for loss, 10 pass breakups, five interceptions, a sack and a fumble recovery (which he returned 21 yards for a touchdown) over 35 career games, including 15 starts, from 2019-21.
- Departed for the NFL Draft after his junior season.
- He and Mario Goodrich swept first-team honors at cornerback, which is half of the first single-school duo to sweep both First-Team All-ACC cornerback honors since 1997 in 2021.
- Nabbed team defensive player of the game honors after compiling two interceptions and a pass breakup at South Carolina in 2021, joining Marion Reeves (1971) and Willie Underwood (1980) as the only Clemson players with multiple interceptions in a game during the rivalry's history.
- Credited with 30 tackles, four pass breakups, two interceptions, a sack and a 21-yard fumble returned for a touchdown over 11 games (four starts) in 2020.
- Recorded six tackles and a pass breakup in 65 defensive snaps over 13 games in 2019. Also played on special teams in two games.

## HONORS

- First-Team All-ACC (2021)
- Associated Press First-Team All-Conference (2021)
- Pro Football Focus First-Team All-Conference (2021)
- Phil Steele First-Team All-Conference (2021)
- Finalist for Blanchard-Rogers Trophy (2021), presented to the top college player either in or from the state of South Carolina.
- AP Second-Team All-ACC (2020)
- PFF Second-Team All-ACC (2020)
- All-ACC Academic Team (2020)
- ACC Defensive Back of the Week against Virginia (2020)

## PREP - ARCHER (GA.)

- Five-star cornerback who was ranked among the top-50 players in the nation by every service.
- Ranked as the No. 8 overall player in the nation by Rivals.com, the highest-ranked Clemson signee in that class.
- Three-year starter at Archer High School, notching 162 tackles, including 131 solo, 44 passes defensed, 22 receptions for 557 yards and four touchdowns, 13 interceptions, four forced fumbles and a blocked field goal.
- As a senior in 2018, was the region specialist of the year, a team captain and county defensive back of the year.
- Selected to play in the 2018 Under Armour All-America game.
- Committed to Clemson, July 30, 2018.

## ANDREW BOOTH JR.'S NFL REGULAR SEASON DEFENSIVE STATISTICS

| DATE              | TEAM    | GP        | GS       | TACKLES   |           |          |          |          | INTERCEPTIONS |            |          |          |          | O. FUMB  |          |          |          | ST       |          |          |          | MISC     |          |          |          |          |          |
|-------------------|---------|-----------|----------|-----------|-----------|----------|----------|----------|---------------|------------|----------|----------|----------|----------|----------|----------|----------|----------|----------|----------|----------|----------|----------|----------|----------|----------|----------|
|                   |         |           |          | TK        | S         | A        | TFL      | YDS      | SK            | YDS        | QBH      | NO       | YDS      | LG       | TD       | PD       | FF       | FR       | TD       | YDS      | TK       | S        | A        | FF       | FR       | S        | A        |
| 2023              | Vikings | 9         | 0        | 4         | 3         | 1        | 0        | 0        | 0.0           | 0.0        | 0        | 0        | 0        | 0        | 0        | 0        | 0        | 0        | 0        | 0        | 0        | 0        | 0        | 0        | 0        | 0        | 0        |
| 2022              | Vikings | 6         | 1        | 11        | 11        | 0        | 0        | 0        | 0.0           | 0.0        | 0        | 0        | 0        | 0        | 0        | 0        | 0        | 0        | 0        | 0        | 0        | 1        | 1        | 0        | 0        | 0        | 0        |
| <b>NFL TOTALS</b> |         | <b>15</b> | <b>1</b> | <b>15</b> | <b>14</b> | <b>1</b> | <b>0</b> | <b>0</b> | <b>0.0</b>    | <b>0.0</b> | <b>0</b> | <b>0</b> | <b>0</b> | <b>0</b> | <b>0</b> | <b>0</b> | <b>0</b> | <b>0</b> | <b>0</b> | <b>0</b> | <b>0</b> | <b>1</b> | <b>1</b> | <b>0</b> | <b>0</b> | <b>0</b> | <b>0</b> |

## SINGLE-GAME HIGHS: DEFENSIVE

**Total Tackles**

9 vs. DAL, Nov 20, 2022

**Special Teams Tackles**

1 at BUF, Nov 13, 2022

**Solo Tackles**

9 vs. DAL, Nov 20, 2022

## 2023 GAME-BY-GAME REGULAR-SEASON STATISTICS (VIKINGS)

| DATE               | OPPONENT    | P/S        | TACKLES  |          |          |            |            | INTERCEPTIONS |          |          |          |          | O. FUMB  |          |          |          | ST       |          |          |          | MISC     |          |          |          |          |            |       |       |
|--------------------|-------------|------------|----------|----------|----------|------------|------------|---------------|----------|----------|----------|----------|----------|----------|----------|----------|----------|----------|----------|----------|----------|----------|----------|----------|----------|------------|-------|-------|
|                    |             |            | TK       | S        | A        | SK         | YDS        | TFL           | YDS      | QBH      | NO       | YDS      | LG       | TD       | PD       | FF       | FR       | TD       | YDS      | TK       | S        | A        | FF       | FR       | S        | A          | W/L   | SCORE |
| 09/10              | Buccaneers  | P          | 0        | 0        | 0        | 0.0        | 0.0        | 0             | 0        | 0        | 0        | 0        | 0        | 0        | 0        | 0        | 0        | 0        | 0        | 0        | 0        | 0        | 0        | 0        | 0        | 0          | L     | 17-20 |
| 09/14              | at Eagles   | P          | 0        | 0        | 0        | 0.0        | 0.0        | 0             | 0        | 0        | 0        | 0        | 0        | 0        | 0        | 0        | 0        | 0        | 0        | 0        | 0        | 0        | 0        | 0        | 0        | 0          | L     | 28-34 |
| 09/24              | Chargers    | P          | 0        | 0        | 0        | 0.0        | 0.0        | 0             | 0        | 0        | 0        | 0        | 0        | 0        | 0        | 0        | 0        | 0        | 0        | 0        | 0        | 0        | 0        | 0        | 0        | L          | 24-28 |       |
| 10/01              | at Panthers | P          | 0        | 0        | 0        | 0.0        | 0.0        | 0             | 0        | 0        | 0        | 0        | 0        | 0        | 0        | 0        | 0        | 0        | 0        | 0        | 0        | 0        | 0        | 0        | 0        | W          | 21-13 |       |
| 10/08              | Chiefs      | P          | 0        | 0        | 0        | 0.0        | 0.0        | 0             | 0        | 0        | 0        | 0        | 0        | 0        | 0        | 0        | 0        | 0        | 0        | 0        | 0        | 0        | 0        | 0        | 0        | L          | 20-27 |       |
| 10/15              | at Bears    | P          | 2        | 2        | 0        | 0.0        | 0.0        | 0             | 0        | 0        | 0        | 0        | 0        | 0        | 0        | 0        | 0        | 0        | 0        | 0        | 0        | 0        | 0        | 0        | 0        | W          | 19-13 |       |
| 10/23              | 49ers       | P          | 1        | 0        | 1        | 0.0        | 0.0        | 0             | 0        | 0        | 0        | 0        | 0        | 0        | 0        | 0        | 0        | 0        | 0        | 0        | 0        | 0        | 0        | 0        | 0        | W          | 22-17 |       |
| 10/29              | at Packers  | P          | 1        | 1        | 0        | 0.0        | 0.0        | 0             | 0        | 0        | 0        | 0        | 0        | 0        | 0        | 0        | 0        | 0        | 0        | 0        | 0        | 0        | 0        | 0        | 0        | W          | 24-10 |       |
| 11/05              | at Falcons  | P          | 0        | 0        | 0        | 0.0        | 0.0        | 0             | 0        | 0        | 0        | 0        | 0        | 0        | 0        | 0        | 0        | 0        | 0        | 0        | 0        | 0        | 0        | 0        | 0        | W          | 31-28 |       |
| <b>2023 TOTALS</b> |             | <b>9-0</b> | <b>4</b> | <b>3</b> | <b>1</b> | <b>0.0</b> | <b>0.0</b> | <b>0</b>      | <b>0</b> | <b>0</b> | <b>0</b> | <b>0</b> | <b>0</b> | <b>0</b> | <b>0</b> | <b>0</b> | <b>0</b> | <b>0</b> | <b>0</b> | <b>0</b> | <b>0</b> | <b>0</b> | <b>0</b> | <b>0</b> | <b>0</b> | <b>5-4</b> |       |       |

**2022 GAME-BY-GAME REGULAR-SEASON STATISTICS (VIKINGS)**

| DATE               | OPPONENT         | P/S        | TACKLES   |           |          |            |            |          |          | INTERCEPTIONS    |          |          |          |          | O. FUMB  |          |          |          | ST       |          |          |          |          | MISC     |          | W/L      | SCORE       |        |
|--------------------|------------------|------------|-----------|-----------|----------|------------|------------|----------|----------|------------------|----------|----------|----------|----------|----------|----------|----------|----------|----------|----------|----------|----------|----------|----------|----------|----------|-------------|--------|
|                    |                  |            | TK        | S         | A        | SK         | YDS        | TFL      | YDS      | QBH              | NO       | YDS      | LG       | TD       | PD       | FF       | FR       | TD       | YDS      | TK       | S        | A        | FF       | FR       | S        |          |             | A      |
| 09/11              | Packers          | P          | 0         | 0         | 0        | 0.0        | 0.0        | 0        | 0        | 0                | 0        | 0        | 0        | 0        | 0        | 0        | 0        | 0        | 0        | 0        | 0        | 0        | 0        | 0        | 0        | 0        | W           | 23-7   |
| 09/19              | at Eagles        |            |           |           |          |            |            |          |          | ON INACTIVE LIST |          |          |          |          |          |          |          |          |          |          |          |          |          | L        | 7-24     |          |             |        |
| 09/25              | Lions            |            |           |           |          |            |            |          |          | ON INACTIVE LIST |          |          |          |          |          |          |          |          |          |          |          |          |          | W        | 28-24    |          |             |        |
| 10/02              | at Saints        |            |           |           |          |            |            |          |          | ON INACTIVE LIST |          |          |          |          |          |          |          |          |          |          |          |          |          | W        | 28-25    |          |             |        |
| 10/09              | Bears            |            |           |           |          |            |            |          |          | ON INACTIVE LIST |          |          |          |          |          |          |          |          |          |          |          |          |          | W        | 29-22    |          |             |        |
| 10/16              | at Dolphins      | P          | 0         | 0         | 0        | 0.0        | 0.0        | 0        | 0        | 0                | 0        | 0        | 0        | 0        | 0        | 0        | 0        | 0        | 0        | 0        | 0        | 0        | 0        | 0        | 0        | 0        | W           | 24-16  |
| 10/30              | Cardinals        | P          | 0         | 0         | 0        | 0.0        | 0.0        | 0        | 0        | 0                | 0        | 0        | 0        | 0        | 0        | 0        | 0        | 0        | 0        | 0        | 0        | 0        | 0        | 0        | 0        | 0        | W           | 34-26  |
| 11/06              | at<br>Commanders | P          | 0         | 0         | 0        | 0.0        | 0.0        | 0        | 0        | 0                | 0        | 0        | 0        | 0        | 0        | 0        | 0        | 0        | 0        | 0        | 0        | 0        | 0        | 0        | 0        | 0        | W           | 20-17  |
| 11/13              | at Bills         | P          | 2         | 2         | 0        | 0.0        | 0.0        | 0        | 0        | 0                | 0        | 0        | 0        | 0        | 0        | 0        | 0        | 0        | 0        | 1        | 1        | 0        | 0        | 0        | 0        | 0        | W           | 33-30+ |
| 11/20              | Cowboys          | S          | 9         | 9         | 0        | 0.0        | 0.0        | 0        | 0        | 0                | 0        | 0        | 0        | 0        | 0        | 0        | 0        | 0        | 0        | 0        | 0        | 0        | 0        | 0        | 0        | 0        | L           | 3-40   |
| 11/24              | Patriots         |            |           |           |          |            |            |          |          | INACTIVE         |          |          |          |          |          |          |          |          |          |          |          |          |          | W        | 33-26    |          |             |        |
| 12/04              | Jets             |            |           |           |          |            |            |          |          | DID NOT PLAY     |          |          |          |          |          |          |          |          |          |          |          |          |          | W        | 27-22    |          |             |        |
| 12/11              | at Lions         |            |           |           |          |            |            |          |          | DID NOT PLAY     |          |          |          |          |          |          |          |          |          |          |          |          |          | L        | 23-34    |          |             |        |
| 12/17              | Colts            |            |           |           |          |            |            |          |          | DID NOT PLAY     |          |          |          |          |          |          |          |          |          |          |          |          |          | W        | 39-36+   |          |             |        |
| 12/24              | Giants           |            |           |           |          |            |            |          |          | DID NOT PLAY     |          |          |          |          |          |          |          |          |          |          |          |          |          | W        | 27-24    |          |             |        |
| 01/01              | at Packers       |            |           |           |          |            |            |          |          | INJURED RESERVE  |          |          |          |          |          |          |          |          |          |          |          |          |          | L        | 17-41    |          |             |        |
| 01/08              | at Bears         |            |           |           |          |            |            |          |          | INJURED RESERVE  |          |          |          |          |          |          |          |          |          |          |          |          |          | W        | 29-13    |          |             |        |
| <b>2022 TOTALS</b> |                  | <b>6-1</b> | <b>11</b> | <b>11</b> | <b>0</b> | <b>0.0</b> | <b>0.0</b> | <b>0</b> | <b>0</b> | <b>0</b>         | <b>0</b> | <b>0</b> | <b>0</b> | <b>0</b> | <b>0</b> | <b>0</b> | <b>0</b> | <b>0</b> | <b>0</b> | <b>0</b> | <b>0</b> | <b>0</b> | <b>0</b> | <b>0</b> | <b>0</b> | <b>0</b> | <b>13-4</b> |        |

+ - Overtime



# GARRETT BRADBURY



# 56

## CENTER

**Ht:** 6-3

**DOB:** 6-20-95

**Vikings Season:** 5

**Acquired:** D1 '19

**Wt:** 300

**College:** NC State

**NFL Season:** 5

**2023 GP/GS**

6/6

**CAREER GP/GS**

63/63

**PLAYOFF GP/GS**

3/3

### KEY TRANSACTIONS

- Selected in the first round (No. 18 overall) in the 2019 NFL Draft.

### OFF THE FIELD

- In November 2019, helped give away 250 turkeys with other offensive linemen at The Salvation Army-Citadel Worship and Service Center in St. Paul.
- Earned degree in business supply operations management in 2017 and played the 2018 season as a graduate student.
- Father, Tim, played football at Eastern Washington and Montana State.
- Married wife, Carson, in spring 2021.

### CAREER NOTES

- Started all 57 games in which he appeared for through his first four seasons in the NFL.
- Named the Vikings 2019 Rookie of the Year as part of annual Minnesota Football Honors program.
- The third N.C. State player selected in the first round by the Vikings, joining RB Ted Brown in 1979 (16th overall) and CB Dewayne Washington in 1994 (18th overall).

### 2023 | MINNESOTA VIKINGS

- Returned from injury and started vs. Kansas City (10/8).
- Inactive Weeks 2-4 due to injury.
- Made season debut vs. Tampa Bay (9/10) before leaving with a back injury.

### 2022 | MINNESOTA VIKINGS

- Started all 12 games at C on the season, missing only two offensive snaps all season before missing the rest of the regular season.
- Started in the Wild Card matchup vs. New York Giants (1/15/23), his third career playoff game and start.
- Blocked for Kirk Cousins who set a team record for passing attempts (698) and totaling the second-most completions (424) and passing yards (4,547) in club history.
- Paved the way for Dalvin Cook to secure his fourth 1,000-yard rushing season, tying him for the second-most in team history with Robert Smith, trailing only Adrian Peterson (7).

### 2021 | MINNESOTA VIKINGS

- Started all 13 games, all at center, in which he appeared on the season.
- Caught his second career pass, a 21-yard reception on a deflected pass at Green Bay (1/2/22).
- Started at Detroit (12/5), vs. Pittsburgh (12/9), at Chicago (12/20) and vs. LA Rams (12/26).
- Dressed but did not play vs. Green Bay (11/21) and at San Francisco (11/28), his first games active after coming off the COVID-19 list.
- Remained on Reserve/COVID-19 for game at LA Chargers (11/14).
- Placed on Reserve/COVID-19 for game at Baltimore (11/7) on 11/4, the first game or start he missed in his NFL career.
- Started at Carolina (10/17), his first NFL game in his hometown of Charlotte, and helped offense to a 100+ yard RB (Dalvin Cook, 140), WR (Adam Thielen, 126) and 300+ yard QB (Kirk Cousins, 373) in an OT win.
- Started vs. Detroit (10/10) and helped RB Alexander Mattison to a new career-high with 113 yards on the ground in the win.
- Started vs. Seattle (9/26), opening the way for Mattison to match his career-best with 112 yards rushing and helping team win first

game of the season.

- Started at Arizona (9/19), helping RB Dalvin Cook to 131 yards rushing and part of a line that only allowed 1.0 sack.
- Started Week 1 at Cincinnati (9/12).

## 2020 | MINNESOTA VIKINGS

- Started all 16 games as the Vikings offense totaled the seventh-most rushing yards (2,283) and the second-most scrimmage yards (6,548) in team history.
- Vikings ranked fourth in NFL total offense, a 12-spot jump from 2019, and scored 55 offensive TDs, the second-best mark in team history behind the 1998 squad.
- Helped RB Dalvin Cook rush for 1,557 yards, the third-best mark in Vikings history and the second-most in the NFL for the year.
- Cook had 16 rushing TDs, the second-best season mark in Vikings history, and earned a second-straight Pro Bowl berth.
- Cook tied a team record in win at Green Bay (11/1) by scoring four TDs in a game (three rushing, one receiving), only the third time in Vikings history the feat has been accomplished, and tied the team record with three rushing TDs in a game.
- Helped WR Justin Jefferson re-write the NFL and team rookie record book with an NFL post-merger record 1,400 yards receiving and a team-record 88 catches en route to Second-Team *Associated Press* All-Pro honors and a Pro Bowl berth.
- Protected QB Kirk Cousins as he threw for a career-high 35 TD passes and a 105.0 passer rating, the second-most touchdown passes in a season by a Vikings QB and the first time in team history a QB had consecutive seasons with a 100+ passer rating.
- The unit paved the way for 382 total yards of offense, two rushing touchdowns by Cook and three successful 2-point conversions vs. Green Bay (9/13).
- Helped Minnesota to 410 net yards of offense as the Vikings had a pair of 100-yard receivers and a 100-yard rusher at Houston (10/4) for the first time since 2000.
- Line allowed just one sack while the offense posted 487 net yards and Cook rushed for 206 yards, including a 70-yard rushing TD in win vs. Detroit (11/8).
- Paved the way for the offense as Minnesota became the second team in NFL history to have four different receivers with seven-plus catches and 60 or more yards in the same game vs. Carolina (11/29).

## 2019 | MINNESOTA VIKINGS

- Became the first player in Vikings history to start 16 games at center as a rookie. Only the second player in franchise history to start every regular-season game at center as a rookie, as Mick Tingelhoff started all 14 games as a rookie C in 1962.
- Minnesota allowed zero sacks in five total games, tying a franchise record. The Vikings allowed 1.0 sack or fewer in 11 games in 2019, a new single-season franchise record.
- Became just the third rookie center in Vikings history to start a Week 1 game by doing so in his NFL debut vs. Atlanta (9/8). Was also part of a line that did not give up a sack on the day.
- Started at center as the offensive line blocked for Dalvin Cook's career-high 154 rushing yards at Green Bay (9/15).
- Started at center as Minnesota put up 490 yards of offense at NY Giants (10/6).
- Started at center vs. Philadelphia (10/13) as the Vikings offense scored 38 points.
- Started at center at Detroit (10/20) as Minnesota posted 503 total yards of offense, the most since 558 total yards vs. Atlanta on 9/28/14, and scored 42 points, the most in a game since Minnesota scored 49 points vs. the New York Giants on 12/27/15.
- Started at center vs. Washington (10/24) as the Vikings offense was not forced to punt for the first time since the 2004 season.
- Started in 27-23 Vikings win vs. Denver (11/17) as Minnesota scored 27 second-half points after being down 20-0 at half.
- Caught a tipped pass to record the first reception of his career vs. Detroit (12/8).
- Started at center in the Wild Card win at New Orleans (1/5/20), his NFL postseason debut.
- Started and had his second career catch in the Divisional game vs. San Francisco (1/11/20), gaining two yards off a deflected pass. The play made him the first Vikings offensive lineman with a postseason reception since Ed White vs. Dallas (12/25/71).

## COLLEGE - NC STATE

- Started the final 39-straight games of his career, appearing in a total of 48 for the Wolfpack.
- Capped his college career by earning the Rimington Trophy, presented to the nation's top center, and he was a semifinalist for the Outland Trophy as a senior, the only center among the semifinalists.
- Served as a team captain as a senior and paved the way for the Wolfpack to have a 1,000-yard rusher (1,091 by Reggie Gallaspy), 3,000-yard passer (3,928 by Ryan Finley) and a pair of 1,000-yard receivers (1,186 by Kelvin Harmon and 1,047 by Jakobi Meyers).
- During junior campaign, Wolfpack running back Nyheim Hines broke the 1,000-yard mark (1,113), Harmon had 1,017 yards receiving and Finley threw for 3,514 yards.
- The team went 9-4 as a junior and as a senior, ending season ranked No. 23 in 2017 following a win over Arizona State in the Sun Bowl.
- During his final three seasons, Bradbury blocked for three different 1,000-yard rushers and protected Finley as the quarterback broke the 3,000-yard mark each year.
- Made transition from tight end to offensive lineman as a redshirt freshman in 2015.
- Redshirted as a tight end during his first season in 2014.

## HONORS

- Rimington Trophy (2018)
- Outland Trophy Semifinalist (2018)

- Consensus All-American (2018)
- First-Team All-ACC (2018)
- CoSIDA Academic All-District (2018)
- First-Team All-ACC, Media (2017)
- Honorable Mention All-ACC, Coaches (2017)
- 4x Academic All-ACC

**PREP - CHARLOTTE CENTRAL (N.C.)**

- Led Charlotte Christian to North Carolina Independent Schools Athletic Association state titles in 2012 and 2013 as a junior and senior.
- Standout tight end and defensive end.
- Hauled in 12 touchdowns receiving as a prep, six of those as a senior.
- Ranked as No. 58 TE in nation by Scout.com and No. 54 by ESPN.
- Standout baseball catcher.

**2023 GAME-BY-GAME REGULAR-SEASON STATISTICS (VIKINGS)**

| DATE               | OPPONENT    | P/S        |                  | W/L        | SCORE |
|--------------------|-------------|------------|------------------|------------|-------|
| 09/10              | Buccaneers  | S          |                  | L          | 17-20 |
| 09/14              | at Eagles   |            | INACTIVE         | L          | 28-34 |
| 09/24              | Chargers    |            | ON INACTIVE LIST | L          | 24-28 |
| 10/01              | at Panthers |            | ON INACTIVE LIST | W          | 21-13 |
| 10/08              | Chiefs      | S          |                  | L          | 20-27 |
| 10/15              | at Bears    | S          |                  | W          | 19-13 |
| 10/23              | 49ers       | S          |                  | W          | 22-17 |
| 10/29              | at Packers  | S          |                  | W          | 24-10 |
| 11/05              | at Falcons  | S          |                  | W          | 31-28 |
| <b>2023 TOTALS</b> |             | <b>6-6</b> |                  | <b>5-4</b> |       |



# BLAKE BRANDEL



# 64

## GUARD

**Ht:** 6-7

**DOB:** 1-23-97

**Vikings Season:** 3

**Acquired:** D6a '20

**Wt:** 315

**College:** Oregon State

**NFL Season:** 3

**2023 GP/GS**

9/0

**CAREER GP/GS**

31/3

**PLAYOFF GP/GS**

1/0

### KEY TRANSACTIONS

- Selected in the sixth round (203rd overall) in the 2020 NFL Draft on 4/25/20.
- Signed Reserve/Future contact with the Minnesota Vikings on 1/4/21.
- Waived by the Minnesota Vikings on 9/25/2021.
- Added to the Minnesota Vikings practice squad on 9/28/21.
- Signed to the Minnesota Vikings active roster on 10/18/21.
- Elevated to the Minnesota Vikings active roster on 12/9/21.
- Placed on IR on 12/14/22.
- Activated from IR on 1/14/23.

### OFF THE FIELD

- Graduated with degree in business entrepreneurship, earning Honorable Mention Academic All-Pac-12 in 2016, 2017 and 2018.
- Father, Scott, played college football at Lewis & Clark College, a Division III school in Portland.
- Married wife, Natalie, in spring 2021.

### CAREER NOTES

- Has appeared in 22 games with three starts since joining the Vikings as a sixth-round selection (203rd overall) in 2020, with all three starts coming at LT during the 2022 season. Played in lone career playoff game in 2022.

### 2023 | MINNESOTA VIKINGS

- Active Weeks 1-9, appearing on special teams.

### 2022 | MINNESOTA VIKINGS

- Played in nine contests with three starts (all at LT) in 2022, playing in a career-high 275 offensive snaps.
- Placed on IR on 12/14 and was activated prior to the team's Wild Card matchup vs. New York Giants.
- Started at LT, his first career start, vs. New England (11/24), a contest played on Thanksgiving.
- Replaced Christian Darrisaw at LT after he left with an injury at Buffalo (11/13) and vs. Dallas (11/20).
- Played on special teams at Miami (10/16) and vs. Arizona (10/30).
- Made season debut in Week 1 vs. Green Bay (9/11), appearing on one offensive snap.
- Was active but did not play Weeks 2-5.

### 2021 | MINNESOTA VIKINGS

- Appeared in 13 games in 2021, playing in 65 snaps on offense, mostly as an extra eligible OL.
- Played in a career-high 17 offensive snaps, subbing in as an extra OL vs. Pittsburgh (12/9).
- Filled in at RG for injured Olisaemeka Udoh briefly in first half at Baltimore (11/7).
- Played on special teams and in extra-lineman offensive packages vs. Dallas, at Baltimore, at LA Chargers, vs. Green Bay and at San Francisco.
- Signed to 53-man roster from Vikings practice squad on 10/18.
- Released from 53-man roster prior to game vs. Seattle (9/26) but signed back to practice squad on 9/27.
- Played at Arizona (9/19).

- Appeared in his first career game at Cincinnati (9/12) playing in two snaps on offense and four on special teams.

## 2020 | MINNESOTA VIKINGS

- Joined Vikings practice squad on 9/6 and spent entire rookie season there.
- Drafted by Vikings in sixth round (203rd overall), the 10th of a team-record 15 players drafted.

## COLLEGE - OREGON STATE

- A Second-Team All-Pac-12 in 2019 by coaches and the AP.
- Team captain as a senior; earned a 93.1 pass-blocking grade (the best in the nation) from Pro Football Focus.
- Helped Beavers RBs break the 100-yard rushing mark seven times during the 2019 season and allowed only one sack himself.
- Started all 12 games at LT in 2018 and helped RB Jermar Jefferson break the 1,000-yard mark, becoming the first Beavers back to do so since 2010.
- Freshman season in 2016 was best record he posted with Beavers, going 4-8, including a win over cross-state rival Ducks.

## PREP - CATHOLIC CENTRAL (ORE.)

- Ranked as Oregon's No. 3 prospect at Catholic Central in Portland.
- Helped team to consecutive 6A state titles and earned 6A All-State as a junior and senior.
- Played basketball in high school.

### 2023 GAME-BY-GAME REGULAR-SEASON STATISTICS (VIKINGS)

| DATE               | OPPONENT    | P/S        | W/L        | SCORE |
|--------------------|-------------|------------|------------|-------|
| 09/10              | Buccaneers  | P          | L          | 17-20 |
| 09/14              | at Eagles   | P          | L          | 28-34 |
| 09/24              | Chargers    | P          | L          | 24-28 |
| 10/01              | at Panthers | P          | W          | 21-13 |
| 10/08              | Chiefs      | P          | L          | 20-27 |
| 10/15              | at Bears    | P          | W          | 19-13 |
| 10/23              | 49ers       | P          | W          | 22-17 |
| 10/29              | at Packers  | P          | W          | 24-10 |
| 11/05              | at Falcons  | P          | W          | 31-28 |
| <b>2023 TOTALS</b> |             | <b>9-0</b> | <b>5-4</b> |       |





# JONATHAN BULLARD



# 90

DEFENSIVE LINEMAN

Ht: 6-3

DOB: 10-22-93

Vikings Season: 2

Acquired: FA '22

Wt: 290

College: Florida

NFL Season: 8

2023 GP/GS

9/6

CAREER GP/GS

91/28

PLAYOFF GP/GS

2/0

## KEY TRANSACTIONS

- Signed by Chicago to a four-year contract on 6/6/16 after being drafted by the Bears in the third round.
- Waived by Chicago on 8/31/19.
- Acquired off waivers by Arizona on 9/1/19.
- Placed on IR by Arizona on 12/5/19.
- Signed by Seattle on 10/7/20.
- Placed on Reserve/COVID-19 by Seattle on 1/11/21.
- Activated from Reserve/COVID-19 by Seattle on 1/21/21.
- Signed by Atlanta on 4/1/21.
- Signed by the Minnesota Vikings on 6/2/22.
- Placed on IR on 12/10/22.
- Activated from IR on 1/7/23.

## OFF THE FIELD

- Was coached by Vikings Defensive Line Coach Chris Rumph while at Florida in 2015, his final collegiate season.

## CAREER NOTES

### 2023 | MINNESOTA VIKINGS

- Season-high seven tackles vs. Kansas City (10/8), tying his career high from 10/6/19 at Cincinnati.
- Registered a tackle on a crucial fourth down stop late in the game vs. Los Angeles Chargers (9/24).
- Started and tallied four tackles vs. Tampa Bay (9/10) in Week 1.

### 2022 | MINNESOTA VIKINGS

- Played in 12 games with seven starts in his first season with the Vikings, totaling 23 tackles and a career-high five tackles for loss.
- Placed on IR on 12/10 and activated prior to the Week 18 finale.
- Had a season-high four tackles and a career-high three tackles for loss at Buffalo (11/13).
- Was inactive in Week 8 vs. Arizona (10/30).
- Had a season-high four tackles and one tackle for loss vs. Detroit (9/26).
- Made Vikings debut in Week 1 vs. Green Bay (9/11), playing in 29 snaps on defense, totaling one tackle.

### 2021 | ATLANTA FALCONS

- Played in nine games for Atlanta, posting 21 tackles, one quarterback hit and one pass defended.

### 2020 | SEATTLE SEAHAWKS

- Appeared in six games for Seattle in 2020, posting eight tackles.

### 2019 | ARIZONA CARDINALS

- Played in nine games with six starts for the Cardinals.
- Tallied a career-high 1.5 sacks and seven quarterback hits.

### 2018 | CHICAGO BEARS

- Appeared in 16 games (one start), recording 18 tackles, three tackles for loss and two passes defended.
- Appeared in one playoff game as a reserve.

### 2017 | CHICAGO BEARS

- Appeared in 16 games (three starts).
- Posted a career-high in tackles (26), solo tackles (18) and forced fumbles (1).

### 2016 | CHICAGO BEARS

- Appeared in 14 games (one start) during his rookie season.

### COLLEGE - ARKANSAS

- Named a semifinalist for the Chuck Bednarik Award.
- Named a First Team All-American by CBSSports.com and Pro Football Focus and Second Team by Sporting News.
- Voted a captain by his teammates for the 2015 season.
- Totaled 66 tackles and tied for the team lead with 6.5 sacks in 2015.

### JONATHAN BULLARD'S NFL REGULAR SEASON DEFENSIVE STATISTICS

| DATE   | TEAM         | GP        | GS        | TACKLES    |            |           |           |           |            | INTERCEPTIONS |           |          |          |          |          | O. FUMB  |          |          |          | ST       |          |          |          | MISC     |          |          |          |          |
|--|--------------|-----------|-----------|------------|------------|-----------|-----------|-----------|------------|---------------|-----------|----------|----------|----------|----------|----------|----------|----------|----------|----------|----------|----------|----------|----------|----------|----------|----------|----------|
|  |              |           |           | TK         | S          | A         | TFL       | YDS       | SK         | YDS           | QBH       | NO       | YDS      | LG       | TD       | PD       | FF       | FR       | TD       | YDS      | TK       | S        | A        | FF       | FR       | S        | A        |          |
| 2023   | Vikings      | 9         | 6         | 29         | 15         | 14        | 1         | 0         | 0.0        | 0.0           | 0         | 0        | 0        | 0        | 0        | 0        | 0        | 0        | 0        | 0        | 0        | 0        | 0        | 0        | 0        | 0        | 0        |          |
| 2022   | Vikings      | 12        | 7         | 23         | 17         | 6         | 5         | 10        | 0.0        | 0.0           | 1         | 0        | 0        | 0        | 0        | 0        | 0        | 0        | 0        | 0        | 0        | 0        | 0        | 0        | 0        | 0        | 0        |          |
| 2021   | Falcons      | 9         | 4         | 21         | 8          | 13        | 0         | 0         | 0.0        | 0.0           | 1         | 0        | 0        | 0        | 0        | 1        | 0        | 0        | 0        | 0        | 0        | 0        | 0        | 0        | 0        | 0        | 0        |          |
| 2020   | Seahawks     | 6         | 0         | 8          | 2          | 6         | 0         | 0         | 0.0        | 0.0           | 2         | 0        | 0        | 0        | 0        | 0        | 0        | 0        | 0        | 0        | 0        | 0        | 0        | 0        | 0        | 0        | 0        |          |
| Went from <b>Arizona</b> to <b>Seattle</b> . |              |           |           |            |            |           |           |           |            |               |           |          |          |          |          |          |          |          |          |          |          |          |          |          |          |          |          |          |
| 2020   | Cardinals    | 0         | 0         | 0          | 0          | 0         | 0         | 0         | 0.0        | 0.0           | 0         | 0        | 0        | 0        | 0        | 0        | 0        | 0        | 0        | 0        | 0        | 0        | 0        | 0        | 0        | 0        | 0        | 0        |
| 2020   | <b>TOTAL</b> | <b>6</b>  | <b>0</b>  | <b>8</b>   | <b>2</b>   | <b>6</b>  | <b>0</b>  | <b>0</b>  | <b>0.0</b> | <b>0.0</b>    | <b>2</b>  | <b>0</b> | <b>0</b> | <b>0</b> | <b>0</b> | <b>0</b> | <b>0</b> | <b>0</b> | <b>0</b> | <b>0</b> | <b>0</b> | <b>0</b> | <b>0</b> | <b>0</b> | <b>0</b> | <b>0</b> | <b>0</b> | <b>0</b> |
| 2019   | Cardinals    | 9         | 6         | 22         | 14         | 8         | 4         | 9         | 1.5        | 10.0          | 7         | 0        | 0        | 0        | 0        | 0        | 0        | 0        | 0        | 0        | 0        | 0        | 0        | 0        | 0        | 0        | 0        | 0        |
| 2018   | Bears        | 16        | 1         | 18         | 13         | 5         | 3         | 15        | 0.0        | 0.0           | 1         | 0        | 0        | 0        | 0        | 2        | 0        | 0        | 0        | 0        | 0        | 0        | 0        | 0        | 0        | 0        | 0        | 0        |
| 2017   | Bears        | 16        | 3         | 26         | 18         | 8         | 2         | 6         | 1.0        | 4.0           | 2         | 0        | 0        | 0        | 0        | 2        | 1        | 0        | 0        | 0        | 0        | 0        | 0        | 0        | 0        | 0        | 0        | 0        |
| 2016   | Bears        | 14        | 1         | 18         | 15         | 3         | 4         | 12        | 1.0        | 3.0           | 2         | 0        | 0        | 0        | 0        | 0        | 0        | 0        | 0        | 0        | 0        | 0        | 0        | 0        | 0        | 0        | 0        | 0        |
| <b>NFL TOTALS</b>                            |              | <b>91</b> | <b>28</b> | <b>165</b> | <b>102</b> | <b>63</b> | <b>19</b> | <b>52</b> | <b>3.5</b> | <b>17.0</b>   | <b>16</b> | <b>0</b> | <b>0</b> | <b>0</b> | <b>0</b> | <b>5</b> | <b>1</b> | <b>0</b> | <b>0</b> | <b>0</b> | <b>0</b> | <b>0</b> | <b>0</b> | <b>0</b> | <b>0</b> | <b>0</b> | <b>0</b> | <b>0</b> |

### JONATHAN BULLARD'S NFL POSTSEASON DEFENSIVE STATISTICS

| DATE              | TEAM    | GP       | GS       | TACKLES  |          |          |          |          |            | INTERCEPTIONS |          |          |          |          |          | O. FUMB  |          |          |          | ST       |          |          |          | MISC     |          |          |          |          |
|-------------------|---------|----------|----------|----------|----------|----------|----------|----------|------------|---------------|----------|----------|----------|----------|----------|----------|----------|----------|----------|----------|----------|----------|----------|----------|----------|----------|----------|----------|
|                   |         |          |          | TK       | S        | A        | TFL      | YDS      | SK         | YDS           | QBH      | NO       | YDS      | LG       | TD       | PD       | FF       | FR       | TD       | YDS      | TK       | S        | A        | FF       | FR       | S        | A        |          |
| 2022              | Vikings | 1        | 0        | 1        | 1        | 0        | 1        | 2        | 1.0        | 2.0           | 1        | 0        | 0        | 0        | 0        | 0        | 0        | 0        | 0        | 0        | 0        | 0        | 0        | 0        | 0        | 0        | 0        | 0        |
| 2018              | Bears   | 1        | 0        | 0        | 0        | 0        | 0        | 0        | 0.0        | 0.0           | 0        | 0        | 0        | 0        | 0        | 0        | 0        | 0        | 0        | 0        | 0        | 0        | 0        | 0        | 0        | 0        | 0        | 0        |
| <b>NFL TOTALS</b> |         | <b>2</b> | <b>0</b> | <b>1</b> | <b>1</b> | <b>0</b> | <b>1</b> | <b>2</b> | <b>1.0</b> | <b>2.0</b>    | <b>1</b> | <b>0</b> | <b>0</b> | <b>0</b> | <b>0</b> | <b>0</b> | <b>0</b> | <b>0</b> | <b>0</b> | <b>0</b> | <b>0</b> | <b>0</b> | <b>0</b> | <b>0</b> | <b>0</b> | <b>0</b> | <b>0</b> | <b>0</b> |

### SINGLE-GAME HIGHS: DEFENSIVE

**Total Tackles**  
**Solo Tackles**  
**Sacks**

8 vs. KC, Oct 08, 2023  
5 at CIN, Oct 06, 2019  
1.0 vs. SEA, Sep 29, 2019  
...2 more at 1.0.

**Passes Defended**  
**Forced Fumbles**  
**Tackles For Loss**

1 vs. PHI, Sep 12, 2021  
...4 more at 1.  
1 at NO, Oct 29, 2017  
3 at BUF, Nov 13, 2022

**SINGLE-GAME HIGHS - POSTSEASON: DEFENSIVE**

**Total Tackles**  
**Solo Tackles**

1 vs. NYG, Jan 15, 2023  
1 vs. NYG, Jan 15, 2023

**Sacks**  
**Tackles For Loss**

1.0 vs. NYG, Jan 15, 2023  
1 vs. NYG, Jan 15, 2023

**2023 GAME-BY-GAME REGULAR-SEASON STATISTICS (VIKINGS)**

| DATE               | OPPONENT    | P/S        | TACKLES   |           |           |            |            |          |          | INTERCEPTIONS |          |          |          |          | O. FUMB  |          |          |          | ST       |          |          |          | MISC     |          | W/L      | SCORE      |       |       |
|--------------------|-------------|------------|-----------|-----------|-----------|------------|------------|----------|----------|---------------|----------|----------|----------|----------|----------|----------|----------|----------|----------|----------|----------|----------|----------|----------|----------|------------|-------|-------|
|                    |             |            | TK        | S         | A         | SK         | YDS        | TFL      | YDS      | QBH           | NO       | YDS      | LG       | TD       | PD       | FF       | FR       | TD       | YDS      | TK       | S        | A        | FF       | FR       |          |            | S     | A     |
| 09/10              | Buccaneers  | S          | 4         | 3         | 1         | 0.0        | 0.0        | 0        | 0        | 0             | 0        | 0        | 0        | 0        | 0        | 0        | 0        | 0        | 0        | 0        | 0        | 0        | 0        | 0        | 0        | 0          | L     | 17-20 |
| 09/14              | at Eagles   | P          | 1         | 0         | 1         | 0.0        | 0.0        | 0        | 0        | 0             | 0        | 0        | 0        | 0        | 0        | 0        | 0        | 0        | 0        | 0        | 0        | 0        | 0        | 0        | 0        | L          | 28-34 |       |
| 09/24              | Chargers    | P          | 2         | 1         | 1         | 0.0        | 0.0        | 0        | 0        | 0             | 0        | 0        | 0        | 0        | 0        | 0        | 0        | 0        | 0        | 0        | 0        | 0        | 0        | 0        | 0        | L          | 24-28 |       |
| 10/01              | at Panthers | P          | 4         | 3         | 1         | 0.0        | 0.0        | 0        | 0        | 0             | 0        | 0        | 0        | 0        | 0        | 0        | 0        | 0        | 0        | 0        | 0        | 0        | 0        | 0        | 0        | W          | 21-13 |       |
| 10/08              | Chiefs      | S          | 8         | 1         | 7         | 0.0        | 0.0        | 0        | 0        | 0             | 0        | 0        | 0        | 0        | 0        | 0        | 0        | 0        | 0        | 0        | 0        | 0        | 0        | 0        | 0        | L          | 20-27 |       |
| 10/15              | at Bears    | S          | 4         | 2         | 2         | 0.0        | 0.0        | 0        | 0        | 0             | 0        | 0        | 0        | 0        | 0        | 0        | 0        | 0        | 0        | 0        | 0        | 0        | 0        | 0        | 0        | W          | 19-13 |       |
| 10/23              | 49ers       | S          | 2         | 2         | 0         | 0.0        | 0.0        | 1        | 0        | 0             | 0        | 0        | 0        | 0        | 0        | 0        | 0        | 0        | 0        | 0        | 0        | 0        | 0        | 0        | 0        | W          | 22-17 |       |
| 10/29              | at Packers  | S          | 1         | 1         | 0         | 0.0        | 0.0        | 0        | 0        | 0             | 0        | 0        | 0        | 0        | 0        | 0        | 0        | 0        | 0        | 0        | 0        | 0        | 0        | 0        | 0        | W          | 24-10 |       |
| 11/05              | at Falcons  | S          | 3         | 2         | 1         | 0.0        | 0.0        | 0        | 0        | 0             | 0        | 0        | 0        | 0        | 0        | 0        | 0        | 0        | 0        | 0        | 0        | 0        | 0        | 0        | 0        | W          | 31-28 |       |
| <b>2023 TOTALS</b> |             | <b>9-6</b> | <b>29</b> | <b>15</b> | <b>14</b> | <b>0.0</b> | <b>0.0</b> | <b>1</b> | <b>0</b> | <b>0</b>      | <b>0</b> | <b>0</b> | <b>0</b> | <b>0</b> | <b>0</b> | <b>0</b> | <b>0</b> | <b>0</b> | <b>0</b> | <b>0</b> | <b>0</b> | <b>0</b> | <b>0</b> | <b>0</b> | <b>0</b> | <b>5-4</b> |       |       |

**2022 GAME-BY-GAME REGULAR-SEASON STATISTICS (VIKINGS)**

| DATE               | OPPONENT             | P/S         | TACKLES          |           |          |            |            |          |           | INTERCEPTIONS |          |          |          |          | O. FUMB  |          |          |          | ST       |          |          |          | MISC     |          | W/L      | SCORE       |        |      |
|--------------------|----------------------|-------------|------------------|-----------|----------|------------|------------|----------|-----------|---------------|----------|----------|----------|----------|----------|----------|----------|----------|----------|----------|----------|----------|----------|----------|----------|-------------|--------|------|
|                    |                      |             | TK               | S         | A        | SK         | YDS        | TFL      | YDS       | QBH           | NO       | YDS      | LG       | TD       | PD       | FF       | FR       | TD       | YDS      | TK       | S        | A        | FF       | FR       |          |             | S      | A    |
| 09/11              | Packers              | S           | 1                | 0         | 1        | 0.0        | 0.0        | 0        | 0         | 0             | 0        | 0        | 0        | 0        | 0        | 0        | 0        | 0        | 0        | 0        | 0        | 0        | 0        | 0        | 0        | 0           | W      | 23-7 |
| 09/19              | at Eagles            | P           | 3                | 3         | 0        | 0.0        | 0.0        | 0        | 0         | 0             | 0        | 0        | 0        | 0        | 0        | 0        | 0        | 0        | 0        | 0        | 0        | 0        | 0        | 0        | 0        | L           | 7-24   |      |
| 09/25              | Lions                | P           | 4                | 4         | 0        | 0.0        | 0.0        | 1        | 4         | 0             | 0        | 0        | 0        | 0        | 0        | 0        | 0        | 0        | 0        | 0        | 0        | 0        | 0        | 0        | 0        | W           | 28-24  |      |
| 10/02              | at Saints            | S           | 1                | 1         | 0        | 0.0        | 0.0        | 0        | 0         | 0             | 0        | 0        | 0        | 0        | 0        | 0        | 0        | 0        | 0        | 0        | 0        | 0        | 0        | 0        | 0        | W           | 28-25  |      |
| 10/09              | Bears                | P           | 1                | 0         | 1        | 0.0        | 0.0        | 0        | 0         | 0             | 0        | 0        | 0        | 0        | 0        | 0        | 0        | 0        | 0        | 0        | 0        | 0        | 0        | 0        | 0        | W           | 29-22  |      |
| 10/16              | at Dolphins          | S           | 1                | 0         | 1        | 0.0        | 0.0        | 0        | 0         | 1             | 0        | 0        | 0        | 0        | 0        | 0        | 0        | 0        | 0        | 0        | 0        | 0        | 0        | 0        | 0        | W           | 24-16  |      |
| 10/30              | Cardinals            |             | ON INACTIVE LIST |           |          |            |            |          |           |               |          |          |          |          |          |          |          |          |          |          |          | W        | 34-26    |          |          |             |        |      |
| 11/06              | at<br>Commander<br>s | S           | 2                | 1         | 1        | 0.0        | 0.0        | 0        | 0         | 0             | 0        | 0        | 0        | 0        | 0        | 0        | 0        | 0        | 0        | 0        | 0        | 0        | 0        | 0        | 0        | W           | 20-17  |      |
| 11/13              | at Bills             | S           | 4                | 3         | 1        | 0.0        | 0.0        | 3        | 4         | 0             | 0        | 0        | 0        | 0        | 0        | 0        | 0        | 0        | 0        | 0        | 0        | 0        | 0        | 0        | 0        | W           | 33-30+ |      |
| 11/20              | Cowboys              | S           | 4                | 3         | 1        | 0.0        | 0.0        | 1        | 2         | 0             | 0        | 0        | 0        | 0        | 0        | 0        | 0        | 0        | 0        | 0        | 0        | 0        | 0        | 0        | L        | 3-40        |        |      |
| 11/24              | Patriots             | S           | 2                | 2         | 0        | 0.0        | 0.0        | 0        | 0         | 0             | 0        | 0        | 0        | 0        | 0        | 0        | 0        | 0        | 0        | 0        | 0        | 0        | 0        | 0        | 0        | W           | 33-26  |      |
| 12/04              | Jets                 | P           | 0                | 0         | 0        | 0.0        | 0.0        | 0        | 0         | 0             | 0        | 0        | 0        | 0        | 0        | 0        | 0        | 0        | 0        | 0        | 0        | 0        | 0        | 0        | 0        | W           | 27-22  |      |
| 12/11              | at Lions             |             | DID NOT PLAY     |           |          |            |            |          |           |               |          |          |          |          |          |          |          |          |          |          |          | L        | 23-34    |          |          |             |        |      |
| 12/17              | Colts                |             | DID NOT PLAY     |           |          |            |            |          |           |               |          |          |          |          |          |          |          |          |          |          |          | W        | 39-36+   |          |          |             |        |      |
| 12/24              | Giants               |             | DID NOT PLAY     |           |          |            |            |          |           |               |          |          |          |          |          |          |          |          |          |          |          | W        | 27-24    |          |          |             |        |      |
| 01/01              | at Packers           |             | INJURED RESERVE  |           |          |            |            |          |           |               |          |          |          |          |          |          |          |          |          |          |          | L        | 17-41    |          |          |             |        |      |
| 01/08              | at Bears             |             | INJURED RESERVE  |           |          |            |            |          |           |               |          |          |          |          |          |          |          |          |          |          |          | W        | 29-13    |          |          |             |        |      |
| <b>2022 TOTALS</b> |                      | <b>11-7</b> | <b>23</b>        | <b>17</b> | <b>6</b> | <b>0.0</b> | <b>0.0</b> | <b>5</b> | <b>10</b> | <b>1</b>      | <b>0</b> | <b>0</b> | <b>0</b> | <b>0</b> | <b>0</b> | <b>0</b> | <b>0</b> | <b>0</b> | <b>0</b> | <b>0</b> | <b>0</b> | <b>0</b> | <b>0</b> | <b>0</b> | <b>0</b> | <b>13-4</b> |        |      |

+ - Overtime

**2021 GAME-BY-GAME REGULAR-SEASON STATISTICS (FALCONS)**

| DATE               | OPPONENT      | P/S        | TACKLES   |          |           |            |            |          |          | INTERCEPTIONS    |          |          |          |          | O. FUMB  |          |          |          | ST       |          |          |          | MISC     |          | SCORE    |          |             |      |
|--------------------|---------------|------------|-----------|----------|-----------|------------|------------|----------|----------|------------------|----------|----------|----------|----------|----------|----------|----------|----------|----------|----------|----------|----------|----------|----------|----------|----------|-------------|------|
|                    |               |            | TK        | S        | A         | SK         | YDS        | TFL      | YDS      | QBH              | NO       | YDS      | LG       | TD       | PD       | FF       | FR       | TD       | YDS      | TK       | S        | A        | FF       | FR       |          | S        | A           | W/L  |
| 09/12              | Eagles        | P          | 2         | 1        | 1         | 0.0        | 0.0        | 0        | 0        | 0                | 0        | 0        | 0        | 0        | 1        | 0        | 0        | 0        | 0        | 0        | 0        | 0        | 0        | 0        | 0        | 0        | L           | 6-32 |
| 09/19              | at Buccaneers | S          | 1         | 0        | 1         | 0.0        | 0.0        | 0        | 0        | 1                | 0        | 0        | 0        | 0        | 0        | 0        | 0        | 0        | 0        | 0        | 0        | 0        | 0        | 0        | 0        | L        | 25-48       |      |
| 09/26              | at Giants     | P          | 1         | 0        | 1         | 0.0        | 0.0        | 0        | 0        | 0                | 0        | 0        | 0        | 0        | 0        | 0        | 0        | 0        | 0        | 0        | 0        | 0        | 0        | 0        | 0        | W        | 17-14       |      |
| 10/03              | Football Team | P          | 2         | 0        | 2         | 0.0        | 0.0        | 0        | 0        | 0                | 0        | 0        | 0        | 0        | 0        | 0        | 0        | 0        | 0        | 0        | 0        | 0        | 0        | 0        | 0        | L        | 30-34       |      |
| 10/10              | Jets          | S          | 2         | 2        | 0         | 0.0        | 0.0        | 0        | 0        | 0                | 0        | 0        | 0        | 0        | 0        | 0        | 0        | 0        | 0        | 0        | 0        | 0        | 0        | 0        | 0        | W        | 27-20       |      |
| 10/24              | at Dolphins   | P          | 1         | 1        | 0         | 0.0        | 0.0        | 0        | 0        | 0                | 0        | 0        | 0        | 0        | 0        | 0        | 0        | 0        | 0        | 0        | 0        | 0        | 0        | 0        | 0        | W        | 30-28       |      |
| 10/31              | Panthers      | S          | 4         | 1        | 3         | 0.0        | 0.0        | 0        | 0        | 0                | 0        | 0        | 0        | 0        | 0        | 0        | 0        | 0        | 0        | 0        | 0        | 0        | 0        | 0        | 0        | L        | 13-19       |      |
| 11/07              | at Saints     |            |           |          |           |            |            |          |          | ON INACTIVE LIST |          |          |          |          |          |          |          |          |          |          |          |          | W        | 27-25    |          |          |             |      |
| 11/14              | at Cowboys    |            |           |          |           |            |            |          |          | ON INACTIVE LIST |          |          |          |          |          |          |          |          |          |          |          |          | L        | 3-43     |          |          |             |      |
| 11/18              | Patriots      | S          | 5         | 2        | 3         | 0.0        | 0.0        | 0        | 0        | 0                | 0        | 0        | 0        | 0        | 0        | 0        | 0        | 0        | 0        | 0        | 0        | 0        | 0        | 0        | 0        | L        | 0-25        |      |
| 11/28              | at Jaguars    |            |           |          |           |            |            |          |          | ON INACTIVE LIST |          |          |          |          |          |          |          |          |          |          |          |          | W        | 21-14    |          |          |             |      |
| 12/05              | Buccaneers    |            |           |          |           |            |            |          |          | ON INACTIVE LIST |          |          |          |          |          |          |          |          |          |          |          |          | L        | 17-30    |          |          |             |      |
| 12/12              | at Panthers   |            |           |          |           |            |            |          |          | ON INACTIVE LIST |          |          |          |          |          |          |          |          |          |          |          |          | W        | 29-21    |          |          |             |      |
| 12/19              | at 49ers      |            |           |          |           |            |            |          |          | ON INACTIVE LIST |          |          |          |          |          |          |          |          |          |          |          |          | L        | 13-31    |          |          |             |      |
| 12/26              | Lions         | P          | 3         | 1        | 2         | 0.0        | 0.0        | 0        | 0        | 0                | 0        | 0        | 0        | 0        | 0        | 0        | 0        | 0        | 0        | 0        | 0        | 0        | 0        | 0        | 0        | W        | 20-16       |      |
| 01/02              | at Bills      |            |           |          |           |            |            |          |          | RESERVE/COVID-19 |          |          |          |          |          |          |          |          |          |          |          |          | L        | 15-29    |          |          |             |      |
| 01/09              | Saints        |            |           |          |           |            |            |          |          | RESERVE/COVID-19 |          |          |          |          |          |          |          |          |          |          |          |          | L        | 20-30    |          |          |             |      |
| <b>2021 TOTALS</b> |               | <b>9-4</b> | <b>21</b> | <b>8</b> | <b>13</b> | <b>0.0</b> | <b>0.0</b> | <b>0</b> | <b>0</b> | <b>1</b>         | <b>0</b> | <b>0</b> | <b>0</b> | <b>0</b> | <b>1</b> | <b>0</b> | <b>0</b> | <b>0</b> | <b>0</b> | <b>0</b> | <b>0</b> | <b>0</b> | <b>0</b> | <b>0</b> | <b>0</b> | <b>0</b> | <b>7-10</b> |      |

**2020 GAME-BY-GAME REGULAR-SEASON STATISTICS (CARDINALS/SEAHAWKS)**

| DATE               | OPPONENT         | P/S        | TACKLES  |          |          |            |            |          |          | INTERCEPTIONS |          |          |          |          | O. FUMB  |          |          |          | ST       |          |          |          | MISC     |          | W/L      | SCORE       |        |
|--------------------|------------------|------------|----------|----------|----------|------------|------------|----------|----------|---------------|----------|----------|----------|----------|----------|----------|----------|----------|----------|----------|----------|----------|----------|----------|----------|-------------|--------|
|                    |                  |            | TK       | S        | A        | SK         | YDS        | TFL      | YDS      | QBH           | NO       | YDS      | LG       | TD       | PD       | FF       | FR       | TD       | YDS      | TK       | S        | A        | FF       | FR       |          |             | S      |
| 09/13              | at 49ers         |            |          |          |          |            |            |          |          |               |          |          |          |          |          |          |          |          |          |          |          |          |          |          |          | W           | 24-20  |
| 09/20              | Football Team    |            |          |          |          |            |            |          |          |               |          |          |          |          |          |          |          |          |          |          |          |          |          |          |          | W           | 30-15  |
| 09/27              | Lions            |            |          |          |          |            |            |          |          |               |          |          |          |          |          |          |          |          |          |          |          |          |          |          |          | L           | 23-26  |
| 10/04              | at Panthers      |            |          |          |          |            |            |          |          |               |          |          |          |          |          |          |          |          |          |          |          |          |          |          |          | L           | 21-31  |
| 10/11              | Vikings          |            |          |          |          |            |            |          |          |               |          |          |          |          |          |          |          |          |          |          |          |          |          |          |          | W           | 27-26  |
| 10/19              | at Cowboys       |            |          |          |          |            |            |          |          |               |          |          |          |          |          |          |          |          |          |          |          |          |          |          |          | W           | 38-10  |
| 10/25              | at Cardinals     | P          | 1        | 1        | 0        | 0.0        | 0.0        | 0        | 0        | 0             | 0        | 0        | 0        | 0        | 0        | 0        | 0        | 0        | 0        | 0        | 0        | 0        | 0        | 0        | 0        | L           | 34-37+ |
| 11/01              | 49ers            | P          | 1        | 1        | 0        | 0.0        | 0.0        | 0        | 0        | 1             | 0        | 0        | 0        | 0        | 0        | 0        | 0        | 0        | 0        | 0        | 0        | 0        | 0        | 0        | 0        | W           | 37-27  |
| 11/08              | at Bills         | P          | 0        | 0        | 0        | 0.0        | 0.0        | 0        | 0        | 0             | 0        | 0        | 0        | 0        | 0        | 0        | 0        | 0        | 0        | 0        | 0        | 0        | 0        | 0        | 0        | L           | 34-44  |
| 11/15              | at Rams          | P          | 0        | 0        | 0        | 0.0        | 0.0        | 0        | 0        | 0             | 0        | 0        | 0        | 0        | 0        | 0        | 0        | 0        | 0        | 0        | 0        | 0        | 0        | 0        | 0        | L           | 16-23  |
| 11/19              | Cardinals        |            |          |          |          |            |            |          |          |               |          |          |          |          |          |          |          |          |          |          |          |          |          |          | W        | 28-21       |        |
| 11/30              | at Eagles        |            |          |          |          |            |            |          |          |               |          |          |          |          |          |          |          |          |          |          |          |          |          |          | W        | 23-17       |        |
| 12/06              | Giants           |            |          |          |          |            |            |          |          |               |          |          |          |          |          |          |          |          |          |          |          |          |          |          | L        | 12-17       |        |
| 12/13              | Jets             | P          | 5        | 0        | 5        | 0.0        | 0.0        | 0        | 0        | 0             | 0        | 0        | 0        | 0        | 0        | 0        | 0        | 0        | 0        | 0        | 0        | 0        | 0        | 0        | 0        | W           | 40-3   |
| 12/20              | at Football Team |            |          |          |          |            |            |          |          |               |          |          |          |          |          |          |          |          |          |          |          |          |          |          | W        | 20-15       |        |
| 12/27              | Rams             |            |          |          |          |            |            |          |          |               |          |          |          |          |          |          |          |          |          |          |          |          |          |          | W        | 20-9        |        |
| 01/03              | at 49ers         |            |          |          |          |            |            |          |          |               |          |          |          |          |          |          |          |          |          |          |          |          |          |          | W        | 26-23       |        |
| <b>2020 TOTALS</b> |                  | <b>5-0</b> | <b>7</b> | <b>2</b> | <b>5</b> | <b>0.0</b> | <b>0.0</b> | <b>0</b> | <b>0</b> | <b>1</b>      | <b>0</b> | <b>0</b> | <b>0</b> | <b>0</b> | <b>0</b> | <b>0</b> | <b>0</b> | <b>0</b> | <b>0</b> | <b>0</b> | <b>0</b> | <b>0</b> | <b>0</b> | <b>0</b> | <b>0</b> | <b>11-6</b> |        |

+ - Overtime

**2019 GAME-BY-GAME REGULAR-SEASON STATISTICS (CARDINALS)**

| DATE               | OPPONENT      | P/S | TACKLES                       |           |          |            |             |          |          | INTERCEPTIONS |          |          |          |          | O. FUMB  |          |          |          | ST       |          |          |          | MISC     |          | W/L           | SCORE |        |
|--------------------|---------------|-----|-------------------------------|-----------|----------|------------|-------------|----------|----------|---------------|----------|----------|----------|----------|----------|----------|----------|----------|----------|----------|----------|----------|----------|----------|---------------|-------|--------|
|                    |               |     | TK                            | S         | A        | SK         | YDS         | TFL      | YDS      | QBH           | NO       | YDS      | LG       | TD       | PD       | FF       | FR       | TD       | YDS      | TK       | S        | A        | FF       | FR       |               |       | S      |
| 09/08              | Lions         | P   | 0                             | 0         | 0        | 0.0        | 0.0         | 0        | 0        | 0             | 0        | 0        | 0        | 0        | 0        | 0        | 0        | 0        | 0        | 0        | 0        | 0        | 0        | 0        | 0             | T     | 27-27+ |
| 09/15              | at Ravens     |     | [LEGACY] INJURED/DID NOT PLAY |           |          |            |             |          |          |               |          |          |          |          |          |          |          |          |          |          |          |          | L        | 17-23    |               |       |        |
| 09/22              | Panthers      |     | [LEGACY] INJURED/DID NOT PLAY |           |          |            |             |          |          |               |          |          |          |          |          |          |          |          |          |          |          |          | L        | 20-38    |               |       |        |
| 09/29              | Seahawks      | S   | 3                             | 2         | 1        | 1.0        | 5.0         | 1        | 5        | 1             | 0        | 0        | 0        | 0        | 0        | 0        | 0        | 0        | 0        | 0        | 0        | 0        | 0        | 0        | L             | 10-27 |        |
| 10/06              | at Bengals    | S   | 7                             | 5         | 2        | 0.0        | 0.0         | 1        | 1        | 0             | 0        | 0        | 0        | 0        | 0        | 0        | 0        | 0        | 0        | 0        | 0        | 0        | 0        | 0        | W             | 26-23 |        |
| 10/13              | Falcons       | P   | 2                             | 1         | 1        | 0.0        | 0.0         | 0        | 0        | 2             | 0        | 0        | 0        | 0        | 0        | 0        | 0        | 0        | 0        | 0        | 0        | 0        | 0        | 0        | W             | 34-33 |        |
| 10/20              | at Giants     | S   | 2                             | 0         | 2        | 0.0        | 0.0         | 0        | 0        | 1             | 0        | 0        | 0        | 0        | 0        | 0        | 0        | 0        | 0        | 0        | 0        | 0        | 0        | 0        | W             | 27-21 |        |
| 10/27              | at Saints     | S   | 3                             | 2         | 1        | 0.0        | 0.0         | 0        | 0        | 1             | 0        | 0        | 0        | 0        | 0        | 0        | 0        | 0        | 0        | 0        | 0        | 0        | 0        | 0        | L             | 9-31  |        |
| 10/31              | 49ers         | S   | 2                             | 2         | 0        | 0.0        | 0.0         | 1        | 2        | 0             | 0        | 0        | 0        | 0        | 0        | 0        | 0        | 0        | 0        | 0        | 0        | 0        | 0        | 0        | L             | 25-28 |        |
| 11/10              | at Buccaneers | S   | 2                             | 2         | 0        | 0.0        | 0.0         | 1        | 1        | 1             | 0        | 0        | 0        | 0        | 0        | 0        | 0        | 0        | 0        | 0        | 0        | 0        | 0        | 0        | L             | 27-30 |        |
| 11/17              | at 49ers      |     | [LEGACY] INJURED/DID NOT PLAY |           |          |            |             |          |          |               |          |          |          |          |          |          |          |          |          |          |          |          | L        | 26-36    |               |       |        |
| 12/01              | Rams          | P   | 1                             | 0         | 1        | 0.5        | 5.0         | 0        | 0        | 1             | 0        | 0        | 0        | 0        | 0        | 0        | 0        | 0        | 0        | 0        | 0        | 0        | 0        | 0        | L             | 7-34  |        |
| 12/08              | Steelers      |     | INJURED RESERVE               |           |          |            |             |          |          |               |          |          |          |          |          |          |          |          |          |          |          |          | L        | 17-23    |               |       |        |
| 12/15              | Browns        |     | INJURED RESERVE               |           |          |            |             |          |          |               |          |          |          |          |          |          |          |          |          |          |          |          | W        | 38-24    |               |       |        |
| 12/22              | at Seahawks   |     | INJURED RESERVE               |           |          |            |             |          |          |               |          |          |          |          |          |          |          |          |          |          |          |          | W        | 27-13    |               |       |        |
| 12/29              | at Rams       |     | INJURED RESERVE               |           |          |            |             |          |          |               |          |          |          |          |          |          |          |          |          |          |          |          | L        | 24-31    |               |       |        |
| <b>2019 TOTALS</b> | <b>9-6</b>    |     | <b>22</b>                     | <b>14</b> | <b>8</b> | <b>1.5</b> | <b>10.0</b> | <b>4</b> | <b>9</b> | <b>7</b>      | <b>0</b> | <b>0</b> | <b>0</b> | <b>0</b> | <b>0</b> | <b>0</b> | <b>0</b> | <b>0</b> | <b>0</b> | <b>0</b> | <b>0</b> | <b>0</b> | <b>0</b> | <b>0</b> | <b>5-10-1</b> |       |        |

+ - Overtime

**2018 GAME-BY-GAME REGULAR-SEASON STATISTICS (BEARS)**

| DATE               | OPPONENT     | P/S | TACKLES   |           |          |            |            |          |           | INTERCEPTIONS |          |          |          |          | O. FUMB  |          |          |          | ST       |          |          |          | MISC     |          | W/L         | SCORE  |
|--------------------|--------------|-----|-----------|-----------|----------|------------|------------|----------|-----------|---------------|----------|----------|----------|----------|----------|----------|----------|----------|----------|----------|----------|----------|----------|----------|-------------|--------|
|                    |              |     | TK        | S         | A        | SK         | YDS        | TFL      | YDS       | QBH           | NO       | YDS      | LG       | TD       | PD       | FF       | FR       | TD       | YDS      | TK       | S        | A        | FF       | FR       |             |        |
| 09/09              | at Packers   | P   | 1         | 1         | 0        | 0.0        | 0.0        | 0        | 0         | 0             | 0        | 0        | 0        | 0        | 0        | 0        | 0        | 0        | 0        | 0        | 0        | 0        | 0        | 0        | L           | 23-24  |
| 09/17              | Seahawks     | S   | 2         | 2         | 0        | 0.0        | 0.0        | 1        | 1         | 0             | 0        | 0        | 0        | 0        | 0        | 0        | 0        | 0        | 0        | 0        | 0        | 0        | 0        | 0        | W           | 24-17  |
| 09/23              | at Cardinals | P   | 1         | 0         | 1        | 0.0        | 0.0        | 0        | 0         | 0             | 0        | 0        | 0        | 0        | 0        | 0        | 0        | 0        | 0        | 0        | 0        | 0        | 0        | 0        | W           | 16-14  |
| 09/30              | Buccaneers   | P   | 3         | 3         | 0        | 0.0        | 0.0        | 1        | 2         | 0             | 0        | 0        | 0        | 0        | 0        | 0        | 0        | 0        | 0        | 0        | 0        | 0        | 0        | 0        | W           | 48-10  |
| 10/14              | at Dolphins  | P   | 2         | 1         | 1        | 0.0        | 0.0        | 0        | 0         | 0             | 0        | 0        | 0        | 0        | 0        | 0        | 0        | 0        | 0        | 0        | 0        | 0        | 0        | 0        | L           | 28-31+ |
| 10/21              | Patriots     | P   | 0         | 0         | 0        | 0.0        | 0.0        | 0        | 0         | 0             | 0        | 0        | 0        | 0        | 0        | 0        | 0        | 0        | 0        | 0        | 0        | 0        | 0        | 0        | L           | 31-38  |
| 10/28              | Jets         | P   | 1         | 1         | 0        | 0.0        | 0.0        | 0        | 0         | 0             | 0        | 0        | 0        | 0        | 0        | 0        | 0        | 0        | 0        | 0        | 0        | 0        | 0        | 0        | W           | 24-10  |
| 11/04              | at Bills     | P   | 2         | 2         | 0        | 0.0        | 0.0        | 0        | 0         | 0             | 0        | 0        | 0        | 0        | 0        | 0        | 0        | 0        | 0        | 0        | 0        | 0        | 0        | 0        | W           | 41-9   |
| 11/11              | Lions        | P   | 1         | 1         | 0        | 0.0        | 0.0        | 1        | 12        | 0             | 0        | 0        | 0        | 0        | 1        | 0        | 0        | 0        | 0        | 0        | 0        | 0        | 0        | 0        | W           | 34-22  |
| 11/18              | Vikings      | P   | 0         | 0         | 0        | 0.0        | 0.0        | 0        | 0         | 0             | 0        | 0        | 0        | 0        | 1        | 0        | 0        | 0        | 0        | 0        | 0        | 0        | 0        | 0        | W           | 25-20  |
| 11/22              | at Lions     | P   | 1         | 0         | 1        | 0.0        | 0.0        | 0        | 0         | 0             | 0        | 0        | 0        | 0        | 0        | 0        | 0        | 0        | 0        | 0        | 0        | 0        | 0        | 0        | W           | 23-16  |
| 12/02              | at Giants    | P   | 2         | 0         | 2        | 0.0        | 0.0        | 0        | 0         | 0             | 0        | 0        | 0        | 0        | 0        | 0        | 0        | 0        | 0        | 0        | 0        | 0        | 0        | 0        | L           | 27-30+ |
| 12/09              | Rams         | P   | 0         | 0         | 0        | 0.0        | 0.0        | 0        | 0         | 0             | 0        | 0        | 0        | 0        | 0        | 0        | 0        | 0        | 0        | 0        | 0        | 0        | 0        | 0        | W           | 15-6   |
| 12/16              | Packers      | P   | 0         | 0         | 0        | 0.0        | 0.0        | 0        | 0         | 1             | 0        | 0        | 0        | 0        | 0        | 0        | 0        | 0        | 0        | 0        | 0        | 0        | 0        | 0        | W           | 24-17  |
| 12/23              | at 49ers     | P   | 2         | 2         | 0        | 0.0        | 0.0        | 0        | 0         | 0             | 0        | 0        | 0        | 0        | 0        | 0        | 0        | 0        | 0        | 0        | 0        | 0        | 0        | 0        | W           | 14-9   |
| 12/30              | at Vikings   | P   | 0         | 0         | 0        | 0.0        | 0.0        | 0        | 0         | 0             | 0        | 0        | 0        | 0        | 0        | 0        | 0        | 0        | 0        | 0        | 0        | 0        | 0        | 0        | W           | 24-10  |
| <b>2018 TOTALS</b> | <b>16-1</b>  |     | <b>18</b> | <b>13</b> | <b>5</b> | <b>0.0</b> | <b>0.0</b> | <b>3</b> | <b>15</b> | <b>1</b>      | <b>0</b> | <b>0</b> | <b>0</b> | <b>0</b> | <b>2</b> | <b>0</b> | <b>0</b> | <b>0</b> | <b>0</b> | <b>0</b> | <b>0</b> | <b>0</b> | <b>0</b> | <b>0</b> | <b>12-4</b> |        |

+ - Overtime

**2017 GAME-BY-GAME REGULAR-SEASON STATISTICS (BEARS)**

| DATE               | OPPONENT      | P/S         | TACKLES   |           |          |            |            |          |          | INTERCEPTIONS |          |          |          |          | O. FUMB  |          |          |          | ST       |          |          |          | MISC     |          | SCORE       |        |       |
|--------------------|---------------|-------------|-----------|-----------|----------|------------|------------|----------|----------|---------------|----------|----------|----------|----------|----------|----------|----------|----------|----------|----------|----------|----------|----------|----------|-------------|--------|-------|
|                    |               |             | TK        | S         | A        | SK         | YDS        | TFL      | YDS      | QBH           | NO       | YDS      | LG       | TD       | PD       | FF       | FR       | TD       | YDS      | TK       | S        | A        | FF       | FR       |             | S      | A     |
| 09/10              | Falcons       | P           | 0         | 0         | 0        | 0.0        | 0.0        | 0        | 0        | 0             | 0        | 0        | 0        | 0        | 0        | 0        | 0        | 0        | 0        | 0        | 0        | 0        | 0        | 0        | 0           | L      | 17-23 |
| 09/17              | at Buccaneers | P           | 1         | 1         | 0        | 0.0        | 0.0        | 0        | 0        | 0             | 0        | 0        | 0        | 0        | 0        | 0        | 0        | 0        | 0        | 0        | 0        | 0        | 0        | 0        | L           | 7-29   |       |
| 09/24              | Steelers      | P           | 2         | 2         | 0        | 0.0        | 0.0        | 0        | 0        | 0             | 0        | 0        | 0        | 0        | 0        | 0        | 0        | 0        | 0        | 0        | 0        | 0        | 0        | 0        | W           | 23-17+ |       |
| 09/28              | at Packers    | P           | 1         | 1         | 0        | 0.0        | 0.0        | 0        | 0        | 0             | 0        | 0        | 0        | 1        | 0        | 0        | 0        | 0        | 0        | 0        | 0        | 0        | 0        | 0        | L           | 14-35  |       |
| 10/09              | Vikings       | P           | 1         | 1         | 0        | 0.0        | 0.0        | 0        | 0        | 0             | 0        | 0        | 0        | 0        | 0        | 0        | 0        | 0        | 0        | 0        | 0        | 0        | 0        | L        | 17-20       |        |       |
| 10/15              | at Ravens     | P           | 0         | 0         | 0        | 0.0        | 0.0        | 0        | 0        | 0             | 0        | 0        | 0        | 0        | 0        | 0        | 0        | 0        | 0        | 0        | 0        | 0        | 0        | 0        | W           | 27-24+ |       |
| 10/22              | Panthers      | P           | 2         | 1         | 1        | 0.0        | 0.0        | 0        | 0        | 0             | 0        | 0        | 0        | 0        | 0        | 0        | 0        | 0        | 0        | 0        | 0        | 0        | 0        | 0        | W           | 17-3   |       |
| 10/29              | at Saints     | P           | 3         | 3         | 0        | 0.0        | 0.0        | 0        | 0        | 0             | 0        | 0        | 0        | 0        | 1        | 0        | 0        | 0        | 0        | 0        | 0        | 0        | 0        | 0        | L           | 12-20  |       |
| 11/12              | Packers       | P           | 0         | 0         | 0        | 0.0        | 0.0        | 0        | 0        | 0             | 0        | 0        | 0        | 0        | 0        | 0        | 0        | 0        | 0        | 0        | 0        | 0        | 0        | 0        | L           | 16-23  |       |
| 11/19              | Lions         | P           | 1         | 1         | 0        | 0.0        | 0.0        | 0        | 0        | 0             | 0        | 0        | 0        | 0        | 0        | 0        | 0        | 0        | 0        | 0        | 0        | 0        | 0        | 0        | L           | 24-27  |       |
| 11/26              | at Eagles     | P           | 3         | 1         | 2        | 1.0        | 4.0        | 1        | 4        | 2             | 0        | 0        | 0        | 0        | 0        | 0        | 0        | 0        | 0        | 0        | 0        | 0        | 0        | 0        | L           | 3-31   |       |
| 12/03              | 49ers         | P           | 4         | 3         | 1        | 0.0        | 0.0        | 1        | 2        | 0             | 0        | 0        | 0        | 0        | 0        | 0        | 0        | 0        | 0        | 0        | 0        | 0        | 0        | 0        | L           | 14-15  |       |
| 12/10              | at Bengals    | S           | 0         | 0         | 0        | 0.0        | 0.0        | 0        | 0        | 0             | 0        | 0        | 0        | 0        | 0        | 0        | 0        | 0        | 0        | 0        | 0        | 0        | 0        | 0        | W           | 33-7   |       |
| 12/16              | at Lions      | S           | 2         | 2         | 0        | 0.0        | 0.0        | 0        | 0        | 0             | 0        | 0        | 0        | 0        | 0        | 0        | 0        | 0        | 0        | 0        | 0        | 0        | 0        | 0        | L           | 10-20  |       |
| 12/24              | Browns        | S           | 2         | 2         | 0        | 0.0        | 0.0        | 0        | 0        | 0             | 0        | 0        | 0        | 0        | 0        | 0        | 0        | 0        | 0        | 0        | 0        | 0        | 0        | 0        | W           | 20-3   |       |
| 12/31              | at Vikings    | P           | 4         | 0         | 4        | 0.0        | 0.0        | 0        | 0        | 0             | 0        | 0        | 0        | 1        | 0        | 0        | 0        | 0        | 0        | 0        | 0        | 0        | 0        | 0        | L           | 10-23  |       |
| <b>2017 TOTALS</b> |               | <b>16-3</b> | <b>26</b> | <b>18</b> | <b>8</b> | <b>1.0</b> | <b>4.0</b> | <b>2</b> | <b>6</b> | <b>2</b>      | <b>0</b> | <b>0</b> | <b>0</b> | <b>0</b> | <b>2</b> | <b>1</b> | <b>0</b> | <b>0</b> | <b>0</b> | <b>0</b> | <b>0</b> | <b>0</b> | <b>0</b> | <b>0</b> | <b>5-11</b> |        |       |

+ - Overtime

**2016 GAME-BY-GAME REGULAR-SEASON STATISTICS (BEARS)**

| DATE               | OPPONENT      | P/S         | TACKLES                   |           |          |            |            |          |           | INTERCEPTIONS |          |          |          |          | O. FUMB  |          |          |          | ST       |          |          |          | MISC     |          | SCORE       |       |
|--------------------|---------------|-------------|---------------------------|-----------|----------|------------|------------|----------|-----------|---------------|----------|----------|----------|----------|----------|----------|----------|----------|----------|----------|----------|----------|----------|----------|-------------|-------|
|                    |               |             | TK                        | S         | A        | SK         | YDS        | TFL      | YDS       | QBH           | NO       | YDS      | LG       | TD       | PD       | FF       | FR       | TD       | YDS      | TK       | S        | A        | FF       | FR       |             | S     |
| 09/11              | at Texans     | P           | 0                         | 0         | 0        | 0.0        | 0.0        | 0        | 0         | 1             | 0        | 0        | 0        | 0        | 0        | 0        | 0        | 0        | 0        | 0        | 0        | 0        | 0        | 0        | L           | 14-23 |
| 09/19              | Eagles        | P           | 1                         | 1         | 0        | 0.0        | 0.0        | 0        | 0         | 0             | 0        | 0        | 0        | 0        | 0        | 0        | 0        | 0        | 0        | 0        | 0        | 0        | 0        | 0        | L           | 14-29 |
| 09/25              | at Cowboys    | P           | 2                         | 2         | 0        | 0.0        | 0.0        | 0        | 0         | 0             | 0        | 0        | 0        | 0        | 0        | 0        | 0        | 0        | 0        | 0        | 0        | 0        | 0        | 0        | L           | 17-31 |
| 10/02              | Lions         |             | DID NOT PLAY (NON-INJURY) |           |          |            |            |          |           |               |          |          |          |          |          |          |          |          |          |          |          |          | W        | 17-14    |             |       |
| 10/09              | at Colts      | P           | 3                         | 3         | 0        | 1.0        | 3.0        | 2        | 7         | 1             | 0        | 0        | 0        | 0        | 0        | 0        | 0        | 0        | 0        | 0        | 0        | 0        | 0        | 0        | L           | 23-29 |
| 10/16              | Jaguars       | P           | 1                         | 1         | 0        | 0.0        | 0.0        | 0        | 0         | 0             | 0        | 0        | 0        | 0        | 0        | 0        | 0        | 0        | 0        | 0        | 0        | 0        | 0        | 0        | L           | 16-17 |
| 10/20              | at Packers    | P           | 2                         | 1         | 1        | 0.0        | 0.0        | 0        | 0         | 0             | 0        | 0        | 0        | 0        | 0        | 0        | 0        | 0        | 0        | 0        | 0        | 0        | 0        | 0        | L           | 10-26 |
| 10/31              | Vikings       | P           | 2                         | 2         | 0        | 0.0        | 0.0        | 0        | 0         | 0             | 0        | 0        | 0        | 0        | 0        | 0        | 0        | 0        | 0        | 0        | 0        | 0        | 0        | 0        | W           | 20-10 |
| 11/13              | at Buccaneers | S           | 1                         | 1         | 0        | 0.0        | 0.0        | 0        | 0         | 0             | 0        | 0        | 0        | 0        | 0        | 0        | 0        | 0        | 0        | 0        | 0        | 0        | 0        | 0        | L           | 10-36 |
| 11/20              | at Giants     | P           | 1                         | 0         | 1        | 0.0        | 0.0        | 0        | 0         | 0             | 0        | 0        | 0        | 0        | 0        | 0        | 0        | 0        | 0        | 0        | 0        | 0        | 0        | 0        | L           | 16-22 |
| 11/27              | Titans        | P           | 1                         | 0         | 1        | 0.0        | 0.0        | 0        | 0         | 0             | 0        | 0        | 0        | 0        | 0        | 0        | 0        | 0        | 0        | 0        | 0        | 0        | 0        | 0        | L           | 21-27 |
| 12/04              | 49ers         |             | ON INACTIVE LIST          |           |          |            |            |          |           |               |          |          |          |          |          |          |          |          |          |          |          |          | W        | 26-6     |             |       |
| 12/11              | at Lions      | P           | 1                         | 1         | 0        | 0.0        | 0.0        | 0        | 0         | 0             | 0        | 0        | 0        | 0        | 0        | 0        | 0        | 0        | 0        | 0        | 0        | 0        | 0        | 0        | L           | 17-20 |
| 12/18              | Packers       | P           | 0                         | 0         | 0        | 0.0        | 0.0        | 0        | 0         | 0             | 0        | 0        | 0        | 0        | 0        | 0        | 0        | 0        | 0        | 0        | 0        | 0        | 0        | 0        | L           | 27-30 |
| 12/24              | Redskins      | P           | 2                         | 2         | 0        | 0.0        | 0.0        | 1        | 2         | 0             | 0        | 0        | 0        | 0        | 0        | 0        | 0        | 0        | 0        | 0        | 0        | 0        | 0        | 0        | L           | 21-41 |
| 01/01              | at Vikings    | P           | 1                         | 1         | 0        | 0.0        | 0.0        | 1        | 3         | 0             | 0        | 0        | 0        | 0        | 0        | 0        | 0        | 0        | 0        | 0        | 0        | 0        | 0        | 0        | L           | 10-38 |
| <b>2016 TOTALS</b> |               | <b>14-1</b> | <b>18</b>                 | <b>15</b> | <b>3</b> | <b>1.0</b> | <b>3.0</b> | <b>4</b> | <b>12</b> | <b>2</b>      | <b>0</b> | <b>0</b> | <b>0</b> | <b>0</b> | <b>0</b> | <b>0</b> | <b>0</b> | <b>0</b> | <b>0</b> | <b>0</b> | <b>0</b> | <b>0</b> | <b>0</b> | <b>0</b> | <b>3-13</b> |       |

**2022 GAME-BY-GAME POSTSEASON STATISTICS (VIKINGS)**

| DATE               | OPPONENT | P/S | TACKLES    |          |          |          |            |            |          | INTERCEPTIONS |          |          |          |          | O. FUMB  |          |          |          | ST       |          |          |          |          | MISC     |          |          | SCORE      |       |
|--------------------|----------|-----|------------|----------|----------|----------|------------|------------|----------|---------------|----------|----------|----------|----------|----------|----------|----------|----------|----------|----------|----------|----------|----------|----------|----------|----------|------------|-------|
|                    |          |     | TK         | S        | A        | SK       | YDS        | TFL        | YDS      | QBH           | NO       | YDS      | LG       | TD       | PD       | FF       | FR       | TD       | YDS      | TK       | S        | A        | FF       | FR       | S        | A        |            | W/L   |
| 01/15              | Giants   | P   | 1          | 1        | 0        | 1.0      | 2.0        | 1          | 2        | 1             | 0        | 0        | 0        | 0        | 0        | 0        | 0        | 0        | 0        | 0        | 0        | 0        | 0        | 0        | 0        | 0        | L          | 24-31 |
| <b>2022 TOTALS</b> |          |     | <b>1-0</b> | <b>1</b> | <b>1</b> | <b>0</b> | <b>1.0</b> | <b>2.0</b> | <b>1</b> | <b>2</b>      | <b>1</b> | <b>0</b> | <b>0</b> | <b>0</b> | <b>0</b> | <b>0</b> | <b>0</b> | <b>0</b> | <b>0</b> | <b>0</b> | <b>0</b> | <b>0</b> | <b>0</b> | <b>0</b> | <b>0</b> | <b>0</b> | <b>0-1</b> |       |

**2018 GAME-BY-GAME POSTSEASON STATISTICS (BEARS)**

| DATE               | OPPONENT | P/S | TACKLES    |          |          |          |            |            |          | INTERCEPTIONS |          |          |          |          | O. FUMB  |          |          |          | ST       |          |          |          |          | MISC     |          |          | SCORE      |       |
|--------------------|----------|-----|------------|----------|----------|----------|------------|------------|----------|---------------|----------|----------|----------|----------|----------|----------|----------|----------|----------|----------|----------|----------|----------|----------|----------|----------|------------|-------|
|                    |          |     | TK         | S        | A        | SK       | YDS        | TFL        | YDS      | QBH           | NO       | YDS      | LG       | TD       | PD       | FF       | FR       | TD       | YDS      | TK       | S        | A        | FF       | FR       | S        | A        |            | W/L   |
| 01/06              | Eagles   | P   | 0          | 0        | 0        | 0.0      | 0.0        | 0          | 0        | 0             | 0        | 0        | 0        | 0        | 0        | 0        | 0        | 0        | 0        | 0        | 0        | 0        | 0        | 0        | 0        | 0        | L          | 15-16 |
| <b>2018 TOTALS</b> |          |     | <b>1-0</b> | <b>0</b> | <b>0</b> | <b>0</b> | <b>0.0</b> | <b>0.0</b> | <b>0</b> | <b>0</b>      | <b>0</b> | <b>0</b> | <b>0</b> | <b>0</b> | <b>0</b> | <b>0</b> | <b>0</b> | <b>0</b> | <b>0</b> | <b>0</b> | <b>0</b> | <b>0</b> | <b>0</b> | <b>0</b> | <b>0</b> | <b>0</b> | <b>0-1</b> |       |





# CAMRYN BYNUM



# 24

## SAFETY

**Ht:** 6-0

**DOB:** 7-19-98

**Vikings Season:** 3

**Acquired:** D4b '21

**Wt:** 200

**College:** California

**NFL Season:** 3

**2023 GP/GS**

9/9

**CAREER GP/GS**

40/29

**PLAYOFF GP/GS**

1/1

### KEY TRANSACTIONS

- Selected in the fourth round (125th overall) in the 2021 NFL Draft on 5/1/21.

### OFF THE FIELD

- Spends time in the Philippines during his offseasons to help with Typhoon Rai relief.
- Active participant in the team's community efforts.
- Learned how to play the piano during quarantine.
- Graduated from Cal with a degree in American studies in December of 2020.
- High school teammate of Vikings LB Troy Dye for a year.
- Got married in the Philippines during the 2023 offseason.

### HONORS

- NFC Defensive Player of the Week (Week 7, 2023)

### CAREER NOTES

- Transitioned from cornerback in college to safety in the NFL.
- Has played in 32 games with 21 starts in his first three seasons in the NFL, becoming a full-time starter in 2022 and playing 100 percent of the defensive snaps that season.

### 2023 | MINNESOTA VIKINGS

- Has started every game and is tied with Jordan Hicks for the team lead in tackles with 80, the most among all DBs in the NFL.
- Totaled seven tackles, a half sack and two passes defended at Green Bay (10/29), facing off against Packers QB Jordan Love, who was his 7on7 teammate in high school.
- Had two interceptions, one of which was a game-sealing takeaway, vs. San Francisco (10/23), while also leading the team in tackles with nine.
- Led the team in tackles (15) and was one of three Vikings defenders to play each of the team's 77 defensive snaps against the Eagles (9/14).
- Started Week 1 vs. Tampa Bay (9/10) and led the team with 10 total tackles.

### 2022 | MINNESOTA VIKINGS

- Started all 17 games on the season, the only Viking to play in 100 percent of the defensive snaps in 2022
- Tied with Seahawks S Quandre Diggs for NFL lead in defensive snaps played with 1,116. Set a career-high in tackles (80) and interceptions (2).
- Played and started in his first career playoff game vs. New York Giants in the Wild Card game (1/15/23).
- Sealed the win vs. New York Jets (12/4) with an interception with 16 seconds left in the fourth quarter.
- Intercepted Cardinals QB Kyler Murray for his first pick of the season vs. Arizona (10/31).
- Had four tackles, his first career fumble recovery and a career-high two passes defended at Miami (10/16).

### 2021 | MINNESOTA VIKINGS

- Played in 14 games with three starts during his rookie campaign, totaling 24 tackles, one tackle for loss, 1.0 sack, one interception and three passes defended; also totaled four tackles on special teams.
- Placed on Reserve/COVID-19 on 1/3/22 and missed the finale vs. Chicago (1/9/22).
- Inactive for games at San Francisco (11/28) and at Detroit (12/5) with injury.
- Started vs. Green Bay (11/21) in 34-31 win in a nickel package.
- Started at LAC (11/14) and had first career sack on Justin Herbert.
- Started first career game at Baltimore (11/7) in place of Harrison Smith, who was placed on Reserve/COVID-19 the morning of the game. Snared his first interception in the game off Lamar Jackson and ended with 12 total tackles.
- Saw his first career action in Week 1 at Cincinnati (9/12), leading the team in special teams tackles with two.

**COLLEGE - CALIFORNIA**

- Helped Golden Bears to bowl berths in 2018 and 2019, winning the RedBox Bowl vs. Illinois to cap an 8-5 season in 2019. Fell to TCU in CheezIt Bowl in a 7-6 2018 season.
- A First-Team All-Pac-12 pick by the coaches and Honorable Mention All-Pac-12 by Pro Football Focus as a senior in 2020.
- Started all four games in COVID-19-shortened 2020 season with 19 tackles, 2.0 tackles for loss, one interception that he returned a career-long 20 yards.
- Had career-high 63 tackles and tied career-best 13 starts in 2019.
- Cal's Most Valuable Freshman and was one of three defenders to start all 12 games in 2017.
- Tied for team lead in interceptions (2) and ranked fifth in tackles (58) along with his lone career sack (0.5), posted at North Carolina in his first career game and start in 2017 after redshirting in 2016.

**PREP - CENTENNIAL (CALIF.)**

- Compiled two-season totals of 136 tackles and six interceptions for Centennial High teams that went 27-4 with a 10-0 Big VIII League mark.
- Won two conference titles and added a Southern Section Pac 5 crown and an appearance in the state championship game during his 2015 senior campaign before finishing the season, ranking second nationally according to MaxPreps.

**CAMRYN BYNUM'S NFL REGULAR SEASON DEFENSIVE STATISTICS**

| DATE              | TEAM    | GP        | GS        | TACKLES    |            |           |          |           |            |             | INTERCEPTIONS |          |           |           |          | O. FUMB   |          |          |          | ST        |          |          |          | MISC     |          |          |          |          |
|-------------------|---------|-----------|-----------|------------|------------|-----------|----------|-----------|------------|-------------|---------------|----------|-----------|-----------|----------|-----------|----------|----------|----------|-----------|----------|----------|----------|----------|----------|----------|----------|----------|
|                   |         |           |           | TK         | S          | A         | TFL      | YDS       | SK         | YDS         | QBH           | NO       | YDS       | LG        | TD       | PD        | FF       | FR       | TD       | YDS       | TK       | S        | A        | FF       | FR       | S        | A        |          |
| 2023              | Vikings | 9         | 9         | 80         | 56         | 24        | 2        | 1         | 0.5        | 2.0         | 1             | 2        | 0         | 0         | 0        | 7         | 1        | 0        | 0        | 0         | 0        | 0        | 0        | 0        | 0        | 0        | 0        | 0        |
| 2022              | Vikings | 17        | 17        | 80         | 49         | 31        | 0        | 0         | 0.0        | 0.0         | 0             | 2        | 17        | 12        | 0        | 6         | 0        | 2        | 0        | 55        | 1        | 0        | 1        | 0        | 0        | 0        | 0        | 0        |
| 2021              | Vikings | 14        | 3         | 24         | 16         | 8         | 1        | 9         | 1.0        | 9.0         | 1             | 1        | 27        | 27        | 0        | 3         | 0        | 0        | 0        | 0         | 4        | 4        | 0        | 0        | 0        | 0        | 0        | 0        |
| <b>NFL TOTALS</b> |         | <b>40</b> | <b>29</b> | <b>184</b> | <b>121</b> | <b>63</b> | <b>3</b> | <b>10</b> | <b>1.5</b> | <b>11.0</b> | <b>2</b>      | <b>5</b> | <b>44</b> | <b>27</b> | <b>0</b> | <b>16</b> | <b>1</b> | <b>2</b> | <b>0</b> | <b>55</b> | <b>5</b> | <b>4</b> | <b>1</b> | <b>0</b> | <b>0</b> | <b>0</b> | <b>0</b> | <b>0</b> |

**CAMRYN BYNUM'S NFL POSTSEASON DEFENSIVE STATISTICS**

| DATE              | TEAM    | GP       | GS       | TACKLES  |          |          |          |          |            |            | INTERCEPTIONS |          |          |          |          | O. FUMB  |          |          |          | ST       |          |          |          | MISC     |          |          |          |          |
|-------------------|---------|----------|----------|----------|----------|----------|----------|----------|------------|------------|---------------|----------|----------|----------|----------|----------|----------|----------|----------|----------|----------|----------|----------|----------|----------|----------|----------|----------|
|                   |         |          |          | TK       | S        | A        | TFL      | YDS      | SK         | YDS        | QBH           | NO       | YDS      | LG       | TD       | PD       | FF       | FR       | TD       | YDS      | TK       | S        | A        | FF       | FR       | S        | A        |          |
| 2022              | Vikings | 1        | 1        | 7        | 5        | 2        | 0        | 0        | 0.0        | 0.0        | 0             | 0        | 0        | 0        | 0        | 0        | 0        | 0        | 0        | 0        | 0        | 0        | 0        | 0        | 0        | 0        | 0        | 0        |
| <b>NFL TOTALS</b> |         | <b>1</b> | <b>1</b> | <b>7</b> | <b>5</b> | <b>2</b> | <b>0</b> | <b>0</b> | <b>0.0</b> | <b>0.0</b> | <b>0</b>      | <b>0</b> | <b>0</b> | <b>0</b> | <b>0</b> | <b>0</b> | <b>0</b> | <b>0</b> | <b>0</b> | <b>0</b> | <b>0</b> | <b>0</b> | <b>0</b> | <b>0</b> | <b>0</b> | <b>0</b> | <b>0</b> | <b>0</b> |

**SINGLE-GAME HIGHS: DEFENSIVE**

|                          |                          |                                  |                         |
|--------------------------|--------------------------|----------------------------------|-------------------------|
| <b>Total Tackles</b>     | 15 at PHI, Sep 14, 2023  | <b>Tackles For Loss</b>          | 1 vs. LAC, Sep 24, 2023 |
| <b>Solo Tackles</b>      | 9 at CHI, Oct 15, 2023   |                                  | ...2 more at 1.         |
|                          | ...1 more at 9.          | <b>Interceptions</b>             | 2 vs. SF, Oct 23, 2023  |
| <b>Sacks</b>             | 1.0 at LAC, Nov 14, 2021 | <b>Interception Return Yards</b> | 27 at BAL, Nov 07, 2021 |
| <b>Passes Defensed</b>   | 2 at GB, Oct 29, 2023    | <b>Special Teams Tackles</b>     | 2 at CIN, Sep 12, 2021  |
|                          | ...3 more at 2.          | <b>Longest Opp Fumble Return</b> | 40 at BUF, Nov 13, 2022 |
| <b>Forced Fumbles</b>    | 1 at CAR, Oct 01, 2023   |                                  |                         |
| <b>Fumble Recoveries</b> | 1 at BUF, Nov 13, 2022   |                                  |                         |
|                          | ...1 more at 1.          |                                  |                         |

**SINGLE-GAME HIGHS - POSTSEASON: DEFENSIVE**

|                      |                         |                     |                         |
|----------------------|-------------------------|---------------------|-------------------------|
| <b>Total Tackles</b> | 7 vs. NYG, Jan 15, 2023 | <b>Solo Tackles</b> | 5 vs. NYG, Jan 15, 2023 |
|----------------------|-------------------------|---------------------|-------------------------|

**2023 GAME-BY-GAME REGULAR-SEASON STATISTICS (VIKINGS)**

| DATE               | OPPONENT    | P/S        | TACKLES   |           |           |            |            |          |          | INTERCEPTIONS |          |          |          |          | O. FUMB  |          |          |          | ST       |          |          |          | MISC     |          | W/L      | SCORE      |       |
|--------------------|-------------|------------|-----------|-----------|-----------|------------|------------|----------|----------|---------------|----------|----------|----------|----------|----------|----------|----------|----------|----------|----------|----------|----------|----------|----------|----------|------------|-------|
|                    |             |            | TK        | S         | A         | SK         | YDS        | TFL      | YDS      | QBH           | NO       | YDS      | LG       | TD       | PD       | FF       | FR       | TD       | YDS      | TK       | S        | A        | FF       | FR       |          |            | S     |
| 09/10              | Buccaneers  | S          | 10        | 5         | 5         | 0.0        | 0.0        | 0        | 0        | 0             | 0        | 0        | 0        | 0        | 0        | 0        | 0        | 0        | 0        | 0        | 0        | 0        | 0        | 0        | 0        | L          | 17-20 |
| 09/14              | at Eagles   | S          | 15        | 6         | 9         | 0.0        | 0.0        | 1        | 1        | 0             | 0        | 0        | 0        | 0        | 0        | 0        | 0        | 0        | 0        | 0        | 0        | 0        | 0        | 0        | 0        | L          | 28-34 |
| 09/24              | Chargers    | S          | 6         | 5         | 1         | 0.0        | 0.0        | 1        | 0        | 0             | 0        | 0        | 0        | 0        | 1        | 0        | 0        | 0        | 0        | 0        | 0        | 0        | 0        | 0        | 0        | L          | 24-28 |
| 10/01              | at Panthers | S          | 12        | 9         | 3         | 0.0        | 0.0        | 0        | 0        | 0             | 0        | 0        | 0        | 0        | 0        | 1        | 0        | 0        | 0        | 0        | 0        | 0        | 0        | 0        | 0        | W          | 21-13 |
| 10/08              | Chiefs      | S          | 8         | 7         | 1         | 0.0        | 0.0        | 0        | 0        | 0             | 0        | 0        | 0        | 0        | 1        | 0        | 0        | 0        | 0        | 0        | 0        | 0        | 0        | 0        | 0        | L          | 20-27 |
| 10/15              | at Bears    | S          | 9         | 9         | 0         | 0.0        | 0.0        | 0        | 0        | 0             | 0        | 0        | 0        | 0        | 0        | 0        | 0        | 0        | 0        | 0        | 0        | 0        | 0        | 0        | 0        | W          | 19-13 |
| 10/23              | 49ers       | S          | 9         | 7         | 2         | 0.0        | 0.0        | 0        | 0        | 0             | 2        | 0        | 0        | 0        | 2        | 0        | 0        | 0        | 0        | 0        | 0        | 0        | 0        | 0        | 0        | W          | 22-17 |
| 10/29              | at Packers  | S          | 7         | 6         | 1         | 0.5        | 2.0        | 0        | 0        | 1             | 0        | 0        | 0        | 0        | 2        | 0        | 0        | 0        | 0        | 0        | 0        | 0        | 0        | 0        | 0        | W          | 24-10 |
| 11/05              | at Falcons  | S          | 4         | 2         | 2         | 0.0        | 0.0        | 0        | 0        | 0             | 0        | 0        | 0        | 0        | 1        | 0        | 0        | 0        | 0        | 0        | 0        | 0        | 0        | 0        | 0        | W          | 31-28 |
| <b>2023 TOTALS</b> |             | <b>9-9</b> | <b>80</b> | <b>56</b> | <b>24</b> | <b>0.5</b> | <b>2.0</b> | <b>2</b> | <b>1</b> | <b>1</b>      | <b>2</b> | <b>0</b> | <b>0</b> | <b>0</b> | <b>7</b> | <b>1</b> | <b>0</b> | <b>0</b> | <b>0</b> | <b>0</b> | <b>0</b> | <b>0</b> | <b>0</b> | <b>0</b> | <b>0</b> | <b>5-4</b> |       |

**2022 GAME-BY-GAME REGULAR-SEASON STATISTICS (VIKINGS)**

| DATE               | OPPONENT             | P/S          | TACKLES   |           |           |            |            |          |          | INTERCEPTIONS |          |           |           |          | O. FUMB  |          |          |          | ST        |          |          |          | MISC     |          | W/L      | SCORE       |        |        |
|--------------------|----------------------|--------------|-----------|-----------|-----------|------------|------------|----------|----------|---------------|----------|-----------|-----------|----------|----------|----------|----------|----------|-----------|----------|----------|----------|----------|----------|----------|-------------|--------|--------|
|                    |                      |              | TK        | S         | A         | SK         | YDS        | TFL      | YDS      | QBH           | NO       | YDS       | LG        | TD       | PD       | FF       | FR       | TD       | YDS       | TK       | S        | A        | FF       | FR       |          |             | S      | A      |
| 09/11              | Packers              | S            | 7         | 4         | 3         | 0.0        | 0.0        | 0        | 0        | 0             | 0        | 0         | 0         | 0        | 0        | 0        | 0        | 0        | 0         | 0        | 0        | 0        | 0        | 0        | 0        | W           | 23-7   |        |
| 09/19              | at Eagles            | S            | 8         | 4         | 4         | 0.0        | 0.0        | 0        | 0        | 0             | 0        | 0         | 0         | 0        | 0        | 0        | 0        | 0        | 0         | 0        | 0        | 0        | 0        | 0        | 0        | L           | 7-24   |        |
| 09/25              | Lions                | S            | 5         | 2         | 3         | 0.0        | 0.0        | 0        | 0        | 0             | 0        | 0         | 0         | 0        | 0        | 0        | 0        | 0        | 0         | 0        | 0        | 0        | 0        | 0        | 0        | W           | 28-24  |        |
| 10/02              | at Saints            | S            | 6         | 4         | 2         | 0.0        | 0.0        | 0        | 0        | 0             | 0        | 0         | 0         | 0        | 0        | 0        | 0        | 0        | 0         | 0        | 0        | 0        | 0        | 0        | 0        | W           | 28-25  |        |
| 10/09              | Bears                | S            | 1         | 0         | 1         | 0.0        | 0.0        | 0        | 0        | 0             | 0        | 0         | 0         | 0        | 0        | 0        | 0        | 0        | 0         | 0        | 0        | 0        | 0        | 0        | 0        | W           | 29-22  |        |
| 10/16              | at Dolphins          | S            | 4         | 4         | 0         | 0.0        | 0.0        | 0        | 0        | 0             | 0        | 0         | 0         | 0        | 2        | 0        | 1        | 0        | 15        | 0        | 0        | 0        | 0        | 0        | 0        | 0           | W      | 24-16  |
| 10/30              | Cardinals            | S            | 2         | 2         | 0         | 0.0        | 0.0        | 0        | 0        | 0             | 1        | 12        | 12        | 0        | 1        | 0        | 0        | 0        | 0         | 0        | 0        | 0        | 0        | 0        | 0        | 0           | W      | 34-26  |
| 11/06              | at<br>Commander<br>s | S            | 1         | 0         | 1         | 0.0        | 0.0        | 0        | 0        | 0             | 0        | 0         | 0         | 0        | 0        | 0        | 0        | 0        | 0         | 0        | 0        | 0        | 0        | 0        | 0        | W           | 20-17  |        |
| 11/13              | at Bills             | S            | 5         | 3         | 2         | 0.0        | 0.0        | 0        | 0        | 0             | 0        | 0         | 0         | 0        | 0        | 0        | 1        | 0        | 40        | 0        | 0        | 0        | 0        | 0        | 0        | 0           | W      | 33-30+ |
| 11/20              | Cowboys              | S            | 8         | 6         | 2         | 0.0        | 0.0        | 0        | 0        | 0             | 0        | 0         | 0         | 0        | 0        | 0        | 0        | 0        | 0         | 0        | 0        | 0        | 0        | 0        | 0        | L           | 3-40   |        |
| 11/24              | Patriots             | S            | 3         | 2         | 1         | 0.0        | 0.0        | 0        | 0        | 0             | 0        | 0         | 0         | 0        | 1        | 0        | 0        | 0        | 0         | 0        | 0        | 0        | 0        | 0        | 0        | W           | 33-26  |        |
| 12/04              | Jets                 | S            | 7         | 6         | 1         | 0.0        | 0.0        | 0        | 0        | 0             | 1        | 5         | 5         | 0        | 2        | 0        | 0        | 0        | 0         | 0        | 0        | 0        | 0        | 0        | 0        | W           | 27-22  |        |
| 12/11              | at Lions             | S            | 1         | 0         | 1         | 0.0        | 0.0        | 0        | 0        | 0             | 0        | 0         | 0         | 0        | 0        | 0        | 0        | 0        | 0         | 0        | 0        | 0        | 0        | 0        | 0        | L           | 23-34  |        |
| 12/17              | Colts                | S            | 7         | 4         | 3         | 0.0        | 0.0        | 0        | 0        | 0             | 0        | 0         | 0         | 0        | 0        | 0        | 0        | 0        | 0         | 0        | 0        | 0        | 0        | 0        | 0        | W           | 39-36+ |        |
| 12/24              | Giants               | S            | 3         | 2         | 1         | 0.0        | 0.0        | 0        | 0        | 0             | 0        | 0         | 0         | 0        | 0        | 0        | 0        | 0        | 0         | 0        | 0        | 0        | 0        | 0        | 0        | W           | 27-24  |        |
| 01/01              | at Packers           | S            | 9         | 4         | 5         | 0.0        | 0.0        | 0        | 0        | 0             | 0        | 0         | 0         | 0        | 0        | 0        | 0        | 0        | 0         | 0        | 0        | 0        | 0        | 0        | 0        | L           | 17-41  |        |
| 01/08              | at Bears             | S            | 3         | 2         | 1         | 0.0        | 0.0        | 0        | 0        | 0             | 0        | 0         | 0         | 0        | 0        | 0        | 0        | 0        | 0         | 1        | 0        | 1        | 0        | 0        | 0        | W           | 29-13  |        |
| <b>2022 TOTALS</b> |                      | <b>17-17</b> | <b>80</b> | <b>49</b> | <b>31</b> | <b>0.0</b> | <b>0.0</b> | <b>0</b> | <b>0</b> | <b>0</b>      | <b>2</b> | <b>17</b> | <b>12</b> | <b>0</b> | <b>6</b> | <b>0</b> | <b>2</b> | <b>0</b> | <b>55</b> | <b>1</b> | <b>0</b> | <b>1</b> | <b>0</b> | <b>0</b> | <b>0</b> | <b>13-4</b> |        |        |

+ - Overtime

**2021 GAME-BY-GAME REGULAR-SEASON STATISTICS (VIKINGS)**

| DATE               | OPPONENT     | P/S | TACKLES          |           |          |            |            |          |          | INTERCEPTIONS |          |           |           |          | O. FUMB  |          |          |          | ST       |          |          |          | MISC     |          |          | SCORE    |          |            |
|--------------------|--------------|-----|------------------|-----------|----------|------------|------------|----------|----------|---------------|----------|-----------|-----------|----------|----------|----------|----------|----------|----------|----------|----------|----------|----------|----------|----------|----------|----------|------------|
|                    |              |     | TK               | S         | A        | SK         | YDS        | TFL      | YDS      | QBH           | NO       | YDS       | LG        | TD       | PD       | FF       | FR       | TD       | YDS      | TK       | S        | A        | FF       | FR       | S        |          | A        | W/L        |
| 09/12              | at Bengals   | P   | 0                | 0         | 0        | 0.0        | 0.0        | 0        | 0        | 0             | 0        | 0         | 0         | 0        | 0        | 0        | 0        | 0        | 0        | 2        | 2        | 0        | 0        | 0        | 0        | 0        | L        | 24-27+     |
| 09/19              | at Cardinals | P   | 0                | 0         | 0        | 0.0        | 0.0        | 0        | 0        | 0             | 0        | 0         | 0         | 0        | 0        | 0        | 0        | 0        | 0        | 0        | 0        | 0        | 0        | 0        | 0        | 0        | L        | 33-34      |
| 09/26              | Seahawks     | P   | 1                | 1         | 0        | 0.0        | 0.0        | 0        | 0        | 0             | 0        | 0         | 0         | 0        | 0        | 0        | 0        | 0        | 0        | 1        | 1        | 0        | 0        | 0        | 0        | 0        | W        | 30-17      |
| 10/03              | Browns       | P   | 0                | 0         | 0        | 0.0        | 0.0        | 0        | 0        | 0             | 0        | 0         | 0         | 0        | 0        | 0        | 0        | 0        | 0        | 0        | 0        | 0        | 0        | 0        | 0        | 0        | L        | 7-14       |
| 10/10              | Lions        | P   | 0                | 0         | 0        | 0.0        | 0.0        | 0        | 0        | 0             | 0        | 0         | 0         | 0        | 0        | 0        | 0        | 0        | 0        | 0        | 0        | 0        | 0        | 0        | 0        | 0        | W        | 19-17      |
| 10/17              | at Panthers  | P   | 0                | 0         | 0        | 0.0        | 0.0        | 0        | 0        | 0             | 0        | 0         | 0         | 0        | 0        | 0        | 0        | 0        | 0        | 0        | 0        | 0        | 0        | 0        | 0        | 0        | W        | 34-28+     |
| 10/31              | Cowboys      | P   | 1                | 1         | 0        | 0.0        | 0.0        | 0        | 0        | 0             | 0        | 0         | 0         | 0        | 0        | 0        | 0        | 0        | 0        | 0        | 0        | 0        | 0        | 0        | 0        | 0        | L        | 16-20      |
| 11/07              | at Ravens    | S   | 12               | 8         | 4        | 0.0        | 0.0        | 0        | 0        | 0             | 1        | 27        | 27        | 0        | 1        | 0        | 0        | 0        | 0        | 0        | 0        | 0        | 0        | 0        | 0        | 0        | L        | 31-34+     |
| 11/14              | at Chargers  | S   | 6                | 5         | 1        | 1.0        | 9.0        | 1        | 9        | 1             | 0        | 0         | 0         | 0        | 1        | 0        | 0        | 0        | 0        | 0        | 0        | 0        | 0        | 0        | 0        | 0        | W        | 27-20      |
| 11/21              | Packers      | S   | 0                | 0         | 0        | 0.0        | 0.0        | 0        | 0        | 0             | 0        | 0         | 0         | 0        | 0        | 0        | 0        | 0        | 0        | 0        | 0        | 0        | 0        | 0        | 0        | 0        | W        | 34-31      |
| 11/28              | at 49ers     |     | ON INACTIVE LIST |           |          |            |            |          |          |               |          |           |           |          |          |          |          |          |          |          |          |          |          | L        | 26-34    |          |          |            |
| 12/05              | at Lions     |     | ON INACTIVE LIST |           |          |            |            |          |          |               |          |           |           |          |          |          |          |          |          |          |          |          |          | L        | 27-29    |          |          |            |
| 12/09              | Steelers     | P   | 0                | 0         | 0        | 0.0        | 0.0        | 0        | 0        | 0             | 0        | 0         | 0         | 0        | 0        | 0        | 0        | 0        | 0        | 0        | 0        | 0        | 0        | 0        | 0        | 0        | W        | 36-28      |
| 12/20              | at Bears     | P   | 0                | 0         | 0        | 0.0        | 0.0        | 0        | 0        | 0             | 0        | 0         | 0         | 0        | 0        | 0        | 0        | 0        | 0        | 0        | 0        | 0        | 0        | 0        | 0        | 0        | W        | 17-9       |
| 12/26              | Rams         | P   | 2                | 1         | 1        | 0.0        | 0.0        | 0        | 0        | 0             | 0        | 0         | 0         | 0        | 1        | 0        | 0        | 0        | 0        | 0        | 0        | 0        | 0        | 0        | 0        | 0        | L        | 23-30      |
| 01/02              | at Packers   | P   | 2                | 0         | 2        | 0.0        | 0.0        | 0        | 0        | 0             | 0        | 0         | 0         | 0        | 0        | 0        | 0        | 0        | 0        | 1        | 1        | 0        | 0        | 0        | 0        | 0        | L        | 10-37      |
| 01/09              | Bears        |     | DID NOT PLAY     |           |          |            |            |          |          |               |          |           |           |          |          |          |          |          |          |          |          |          |          | W        | 31-17    |          |          |            |
| <b>2021 TOTALS</b> | <b>14-3</b>  |     | <b>24</b>        | <b>16</b> | <b>8</b> | <b>1.0</b> | <b>9.0</b> | <b>1</b> | <b>9</b> | <b>1</b>      | <b>1</b> | <b>27</b> | <b>27</b> | <b>0</b> | <b>3</b> | <b>0</b> | <b>0</b> | <b>0</b> | <b>0</b> | <b>0</b> | <b>4</b> | <b>4</b> | <b>0</b> | <b>0</b> | <b>0</b> | <b>0</b> | <b>0</b> | <b>8-9</b> |

+ - Overtime

**2022 GAME-BY-GAME POSTSEASON STATISTICS (VIKINGS)**

| DATE               | OPPONENT   | P/S | TACKLES  |          |          |            |            |          |          | INTERCEPTIONS |          |          |          |          | O. FUMB  |          |          |          | ST       |          |          |          | MISC     |          |          | SCORE    |            |       |
|--------------------|------------|-----|----------|----------|----------|------------|------------|----------|----------|---------------|----------|----------|----------|----------|----------|----------|----------|----------|----------|----------|----------|----------|----------|----------|----------|----------|------------|-------|
|                    |            |     | TK       | S        | A        | SK         | YDS        | TFL      | YDS      | QBH           | NO       | YDS      | LG       | TD       | PD       | FF       | FR       | TD       | YDS      | TK       | S        | A        | FF       | FR       | S        |          | A          | W/L   |
| 01/15              | Giants     | S   | 7        | 5        | 2        | 0.0        | 0.0        | 0        | 0        | 0             | 0        | 0        | 0        | 0        | 0        | 0        | 0        | 0        | 0        | 0        | 0        | 0        | 0        | 0        | 0        | 0        | L          | 24-31 |
| <b>2022 TOTALS</b> | <b>1-1</b> |     | <b>7</b> | <b>5</b> | <b>2</b> | <b>0.0</b> | <b>0.0</b> | <b>0</b> | <b>0</b> | <b>0</b>      | <b>0</b> | <b>0</b> | <b>0</b> | <b>0</b> | <b>0</b> | <b>0</b> | <b>0</b> | <b>0</b> | <b>0</b> | <b>0</b> | <b>0</b> | <b>0</b> | <b>0</b> | <b>0</b> | <b>0</b> | <b>0</b> | <b>0-1</b> |       |



# ANDRE CARTER II



# 55

**OUTSIDE LINEBACKER**

**Ht:** 6-6

**DOB:** 3-28-00

**Vikings Season:** Rookie

**Acquired:** UDFA '23

**Wt:** 256

**College:** Army

**NFL Season:** Rookie

**0 GP/GS**

0/0

**CAREER GP/GS**

0/0

**PLAYOFF GP/GS**

0/0

## KEY TRANSACTIONS

- Joined the Vikings as a UDFA in 2023.

## OFF THE FIELD

- Born and raised in Missouri City, Texas.

## CAREER NOTES

### 2023 | MINNESOTA VIKINGS

- Made his NFL debut in Week 3 vs. Los Angeles Chargers (9/24)

### COLLEGE - ARMY

- Finished his Army career with 20.0 career sacks, second most in Army history.
- Played in 10 games in 2022. Logged 41 total tackles (21 solo), 3.5 sacks, 7.0 tackles for loss, and two pass breakups.
- Finished No. 2 in the FBS with a school-record 15.5 sacks in 2021, becoming Army's first All-American in 31 years (Third Team).
- Played in 10 games for Army, making two starts as a sophomore. Totaled 14 tackles, one interception, 1.0 sack and one forced fumble.

## HONORS

- NFL Combine Participant
- Reese's Senior Bowl Participant
- Phil Steele All-Independent First-Team Defense
- *Sporting News* Preseason All-American Second Team
- Phil Steele Preseason All-American Team
- Phil Steele Preseason All-Independent Team
- Bronko Nagurski Watch List
- Walter Camp Player of the Year Watch List
- Bednarik Award Watch List
- Lombardi Award Watch List
- Pro Football Network Preseason All-America
- CBS Sports All-American
- Third-Team AP All-American
- Phil Steele Second-Team All-American
- Phil Steele All-Independent First-Team Defense
- Pro Football Network's All-Independent Defensive Player of the Year
- Pro Football Network's Independent Defensive Lineman of the Year
- Pro Football Network's First-Team All-Independent at the edge position

### HIGH SCHOOL - CHESHIRE ACADEMY (CONN.)

- Played for several high school programs.

- Attended Cheshire Academy for a fifth high school season/prep school.



# TY CHANDLER



# 32

## RUNNING BACK

**Ht:** 5-11

**DOB:** 5-12-98

**Vikings Season:** 2

**Acquired:** D5b '22

**Wt:** 204

**College:** North Carolina

**NFL Season:** 2

**2023 GP/GS**

9/0

**CAREER GP/GS**

12/0

**PLAYOFF GP/GS**

0/0

### KEY TRANSACTIONS

- Fifth-round (169th overall) draft pick out of North Carolina in the 2022 NFL Draft
- Placed on IR on 10/11/22.
- Activated from IR on 12/28/22.

### OFF THE FIELD

- Full name is Tykevius Chandler.
- Son of Katrina and Chico Chandler, who played running back at Ole Miss.
- Earned his bachelor's degree in recreation and sport management.
- Has a younger brother, Jonah, and sister, Madison.

### CAREER NOTES

#### 2023 | MINNESOTA VIKINGS

- Converted a fake punt on a 15-yard run vs. Kansas City (10/8).
- Set a new career high in rushing yards with 27 on three attempts vs. Los Angeles Chargers (9/24).
- Caught two passes, a new career high, at Philadelphia (9/14).
- Played in the opener Week 1 vs. Tampa Bay (9/10) and caught his first pass of his career, an 18-yard screen pass.

#### 2022 | MINNESOTA VIKINGS

- Spent a majority of his rookie season on injured reserve, appearing in just three games, and was inactive for the team's playoff game during the Wild Card round.
- Played in three contests during his rookie year, totaling six carries for 20 yards and securing two special teams tackles.
- Was inactive for the team's Wild Card matchup vs. New York Giants (1/15/23).
- Returned in Week 18 at Chicago (1/8/23) and had six carries for 20 yards, the first carries of his career.
- Activated before Week 17 game at Green Bay (1/1/23), but was inactive for the game.
- Injured his hand vs. Chicago (10/9) and was placed on IR on Oct. 11.
- Made NFL debut vs. New Orleans (10/2) in London, appearing in 19 special teams snaps.
- Inactive for the first three games of the season.

### COLLEGE - NORTH CAROLINA/TENNESSEE

- Started all 13 games in 2021 at North Carolina, finishing the season with 1,092 rushing yards and 13 rushing TDs.
- Also added 15 receptions for 216 yards and one receiving TD.
- Exploded for a career-high 213 rushing yards on 22 carries and four rushing TDs against Wake Forest.
- Hit the 3,000-yard career rushing mark against the Wofford Terriers.
- At Tennessee, played in 45 games (25 starts).
- Totaled 2,015 rushing yards and ranks fifth in UT history in all-purpose yards with 3,245.
- His 724 career kickoff return yards rank 14th in school history.

### HONORS

- Became the 20th UNC player to record a 1,000-yard rushing season.

- Ranked fourth in the ACC with 84.0 rushing yards per game and third with 13 rushing TDs.
- Had seven career rushes of 50-plus yards, including four in 2021. Also had a 75-yard receiving TD. Named 2021 Second-Team All-ACC.
- Two-time 2021 ACC Running Back of the Week (9/26, 11/6).
- Offensive Player of the Year at Tennessee (2018).
- PFF College SEC Team of the Week (9/19/18).
- SEC Freshman of the Week (9/9/17).

**PREP - MONTGOMERY BELL (ALA.)**

- Rated as a consensus four-star prospect and one of the nation's top 100 recruits.
- Two-time Division II-AA Tennessee Mr. Football Award winner at Montgomery Bell Academy in Nashville, Tenn.
- MaxPreps 2016 Football All-America Team.
- Member of ESPN 300.
- 2017 U.S. Army All-American Bowl nomination.
- Candidate for the 2016 All-USA Offensive Player of the Year award.
- Ranked seventh in TSSAA history in career rushing yards (6,158) and third in career touchdowns (92) at the conclusion of his career.
- Rushed for 2,252 yards and 39 touchdowns as a senior in 2016, leading the Big Red to an 8-2 record.
- Rushed for 2,558 yards and 31 touchdowns as a junior in 2015.

**TY CHANDLER'S NFL REGULAR SEASON RUSHING/RECEIVING STATISTICS**

| DATE              | TEAM    | RUSHING   |          |           |           |            |           |          | RECEIVING |           |            |           |          |
|-------------------|---------|-----------|----------|-----------|-----------|------------|-----------|----------|-----------|-----------|------------|-----------|----------|
|                   |         | GP        | GS       | NO.       | YDS.      | AVG.       | LG        | TD       | NO.       | YDS.      | AVG.       | LG        | TD       |
| 2023              | Vikings | 9         | 0        | 8         | 42        | 5.3        | 15        | 0        | 5         | 43        | 8.6        | 18        | 0        |
| 2022              | Vikings | 3         | 0        | 6         | 20        | 3.3        | 10        | 0        | 0         | 0         | 0.0        | 0         | 0        |
| <b>NFL TOTALS</b> |         | <b>12</b> | <b>0</b> | <b>14</b> | <b>62</b> | <b>4.4</b> | <b>15</b> | <b>0</b> | <b>5</b>  | <b>43</b> | <b>8.6</b> | <b>18</b> | <b>0</b> |

**SINGLE-GAME HIGHS: RUSHING/RECEIVING**

|                           |                          |                               |                         |
|---------------------------|--------------------------|-------------------------------|-------------------------|
| <b>Rush Attempts</b>      | 6 at CHI, Jan 08, 2023   | <b>All-Purpose Yards</b>      | 55 at CAR, Oct 01, 2023 |
| <b>Rushing Yards</b>      | 27 vs. LAC, Sep 24, 2023 | <b>Kickoff Returns</b>        | 2 at CAR, Oct 01, 2023  |
| <b>Longest Runs</b>       | 15 vs. KC, Oct 08, 2023  | <b>Kickoff Return Yards</b>   | 55 at CAR, Oct 01, 2023 |
| <b>Receptions</b>         | 2 at PHI, Sep 14, 2023   | <b>Longest Kickoff Return</b> | 33 at CAR, Oct 01, 2023 |
| <b>Receiving Yards</b>    | 18 vs. TB, Sep 10, 2023  | <b>Special Teams Tackles</b>  | 1 at CHI, Oct 15, 2023  |
| <b>Longest Receptions</b> | 18 vs. TB, Sep 10, 2023  |                               | ...2 more at 1.         |

**2023 GAME-BY-GAME REGULAR-SEASON STATISTICS (VIKINGS)**

| DATE               | OPPONENT    | P/S        | RUSHING  |           |            |           |          | RECEIVING |           |            |           |          | W/L        | SCORE |
|--------------------|-------------|------------|----------|-----------|------------|-----------|----------|-----------|-----------|------------|-----------|----------|------------|-------|
|                    |             |            | NO.      | YDS.      | AVG.       | LG        | TD       | NO.       | YDS.      | AVG.       | LG        | TD       |            |       |
| 09/10              | Buccaneers  | P          | 3        | 0         | 0.0        | 2         | 0        | 1         | 18        | 18.0       | 18        | 0        | L          | 17-20 |
| 09/14              | at Eagles   | P          | 1        | 0         | 0.0        | 0         | 0        | 2         | 9         | 4.5        | 5         | 0        | L          | 28-34 |
| 09/24              | Chargers    | P          | 3        | 27        | 9.0        | 12        | 0        | 1         | 4         | 4.0        | 4         | 0        | L          | 24-28 |
| 10/01              | at Panthers | P          | 0        | 0         | 0.0        | 0         | 0        | 0         | 0         | 0.0        | 0         | 0        | W          | 21-13 |
| 10/08              | Chiefs      | P          | 1        | 15        | 15.0       | 15        | 0        | 0         | 0         | 0.0        | 0         | 0        | L          | 20-27 |
| 10/15              | at Bears    | P          | 0        | 0         | 0.0        | 0         | 0        | 0         | 0         | 0.0        | 0         | 0        | W          | 19-13 |
| 10/23              | 49ers       | P          | 0        | 0         | 0.0        | 0         | 0        | 1         | 12        | 12.0       | 12        | 0        | W          | 22-17 |
| 10/29              | at Packers  | P          | 0        | 0         | 0.0        | 0         | 0        | 0         | 0         | 0.0        | 0         | 0        | W          | 24-10 |
| 11/05              | at Falcons  | P          | 0        | 0         | 0.0        | 0         | 0        | 0         | 0         | 0.0        | 0         | 0        | W          | 31-28 |
| <b>2023 TOTALS</b> |             | <b>9-0</b> | <b>8</b> | <b>42</b> | <b>5.3</b> | <b>15</b> | <b>0</b> | <b>5</b>  | <b>43</b> | <b>8.6</b> | <b>18</b> | <b>0</b> | <b>5-4</b> |       |



**2022 GAME-BY-GAME REGULAR-SEASON STATISTICS (VIKINGS)**

| DATE               | OPPONENT         | P/S        | RUSHING  |           |            |           |          | RECEIVING |            |          |          |          | W/L      | SCORE       |
|--------------------|------------------|------------|----------|-----------|------------|-----------|----------|-----------|------------|----------|----------|----------|----------|-------------|
|                    |                  |            | NO.      | YDS.      | AVG.       | LG        | TD       | NO.       | YDS.       | AVG.     | LG       | TD       |          |             |
| 09/11              | Packers          |            |          |           |            |           |          |           |            |          |          |          | W        | 23-7        |
| 09/19              | at Eagles        |            |          |           |            |           |          |           |            |          |          |          | L        | 7-24        |
| 09/25              | Lions            |            |          |           |            |           |          |           |            |          |          |          | W        | 28-24       |
| 10/02              | at Saints        | P          | 0        | 0         | 0.0        | 0         | 0        | 0         | 0.0        | 0        | 0        | 0        | W        | 28-25       |
| 10/09              | Bears            | P          | 0        | 0         | 0.0        | 0         | 0        | 0         | 0.0        | 0        | 0        | 0        | W        | 29-22       |
| 10/16              | at Dolphins      |            |          |           |            |           |          |           |            |          |          |          | W        | 24-16       |
| 10/30              | Cardinals        |            |          |           |            |           |          |           |            |          |          |          | W        | 34-26       |
| 11/06              | at<br>Commanders |            |          |           |            |           |          |           |            |          |          |          | W        | 20-17       |
| 11/13              | at Bills         |            |          |           |            |           |          |           |            |          |          |          | W        | 33-30+      |
| 11/20              | Cowboys          |            |          |           |            |           |          |           |            |          |          |          | L        | 3-40        |
| 11/24              | Patriots         |            |          |           |            |           |          |           |            |          |          |          | W        | 33-26       |
| 12/04              | Jets             |            |          |           |            |           |          |           |            |          |          |          | W        | 27-22       |
| 12/11              | at Lions         |            |          |           |            |           |          |           |            |          |          |          | L        | 23-34       |
| 12/17              | Colts            |            |          |           |            |           |          |           |            |          |          |          | W        | 39-36+      |
| 12/24              | Giants           |            |          |           |            |           |          |           |            |          |          |          | W        | 27-24       |
| 01/01              | at Packers       |            |          |           |            |           |          |           |            |          |          |          | L        | 17-41       |
| 01/08              | at Bears         | P          | 6        | 20        | 3.3        | 10        | 0        | 0         | 0.0        | 0        | 0        | 0        | W        | 29-13       |
| <b>2022 TOTALS</b> |                  | <b>3-0</b> | <b>6</b> | <b>20</b> | <b>3.3</b> | <b>10</b> | <b>0</b> | <b>0</b>  | <b>0.0</b> | <b>0</b> | <b>0</b> | <b>0</b> | <b>0</b> | <b>13-4</b> |

+ - Overtime



**LEWIS  
CINE**  
(SEEN)



**SAFETY**

**Ht:** 6-2

**DOB:** 10-5-99

**Vikings Season:** 2

**Acquired:** D1'22

**Wt:** 199

**College:** Georgia

**NFL Season:** 2

**2023 GP/GS**

4/0

**CAREER GP/GS**

7/0

**PLAYOFF GP/GS**

0/0

#### KEY TRANSACTIONS

- First-round (32nd overall) pick out of Georgia in the 2022 NFL Draft, becoming the first player the Vikings drafted from Georgia since 2012, when the team selected K Blair Walsh (sixth round, 175th overall).
- Placed on IR on 10/4/22.

#### OFF THE FIELD

- Last name is pronounced "SEEN."
- Full name is Lewis Tom Cine.
- Psychology major at Georgia.
- Recipient of the Jack David Honorary Football Scholarship.
- Played soccer, track and basketball in high school.

#### CAREER NOTES

- The Vikings entered the 2022 Draft with the 12th overall pick, but they traded with Detroit through Los Angeles Rams to acquire Lewis Cine at the 32nd overall pick.

#### 2023 | MINNESOTA VIKINGS

- Appeared in four games on the season.

#### 2022 | MINNESOTA VIKINGS

- Injured vs. New Orleans (10/2) in London and placed on IR on Oct. 4.
- Made NFL debut on *Monday Night Football* at Philadelphia (9/19), appearing in 15 special teams snaps and one defensive snap.
- Inactive Week 1 vs. Green Bay (9/11).

#### COLLEGE - GEORGIA

- Finished at Georgia with 39 games played (27 starts).
- Start all 15 games played in 2021, notching 73 total tackles, 2.0 tackles for loss, a career-high nine passes defended, one interception and one QB pressure.
- Named Defensive MVP of the CFP Championship Game where the Bulldogs defeated the Crimson Tide.
- Started in the defensive backfield in all 10 games in 2020, finishing second on the team with 49 stops, one for loss, and three pass breakups.
- Had a career-best 12 solo tackles in a win at South Carolina and a team-high eight stops vs. Alabama in 2020.
- Played in all 14 games (starting the last two) in 2019, recording a season-high six tackles in his first start vs. LSU.
- Had his first collegiate interception and a pass breakup vs. Arkansas State in 2019 after enrolling at Georgia in January.
- Co-winner of Special Teams Newcomer of the Year, awarded at the team's postseason awards gala in 2019.
- Helped Georgia set the record for most defensive player (five) drafted from the same school in one draft.
- Made history in the 2022 NFL Draft as part of Georgia's 15-player draft class, the most players ever drafted by a single school in one draft.

#### HONORS

- 2021 *Associated Press* All-SEC First Team.
- 2021 Coaches' All-SEC Second Team.
- Semifinalist for the 2021 Jim Thorpe Award, given to the nation's top defensive back.
- Named Defensive MVP at the College Football Playoff Championship Game.
- Part of the 2021 CFP National Champions.

**PREP - TRINITY CHRISTIAN (MASS.)**

- Selected to play in the 2019 Under Armour All-America game.
- A four-star prospect by 247Sports.com, 66th overall prospect nationally, third safety nationally and 11th overall prospect in the state of Texas.
- Member of the Top 150 Dream Team.
- Led the Trinity Christian School Tigers to a 14-0 record and the school's second-straight state title.
- Transferred to TCS after playing his first three seasons at Everett High School in Massachusetts, finishing his senior season with 85 total tackles (46 solo), 13 TFL, two interceptions, two forced fumble and one fumble recovery for a TD. Also added 45 punt return yards on two attempts.
- Honored as the *USA TODAY* 2017 Massachusetts Defensive Player of the Year after amassing 65 tackles, two interceptions, two fumble recoveries and two blocks (one field goal, one punt) as a junior.

**2023 GAME-BY-GAME REGULAR-SEASON STATISTICS (VIKINGS)**

| DATE               | OPPONENT    | P/S        | TACKLES          |          |          |            |            |          |          | INTERCEPTIONS |          |          |          |          | O. FUMB  |          |          |          | ST       |          |          |          | MISC     |          | W/L      | SCORE      |       |       |
|--------------------|-------------|------------|------------------|----------|----------|------------|------------|----------|----------|---------------|----------|----------|----------|----------|----------|----------|----------|----------|----------|----------|----------|----------|----------|----------|----------|------------|-------|-------|
|                    |             |            | TK               | S        | A        | SK         | YDS        | TFL      | YDS      | QBH           | NO       | YDS      | LG       | TD       | PD       | FF       | FR       | TD       | YDS      | TK       | S        | A        | FF       | FR       |          |            | S     | A     |
| 09/10              | Buccaneers  | P          | 0                | 0        | 0        | 0.0        | 0.0        | 0        | 0        | 0             | 0        | 0        | 0        | 0        | 0        | 0        | 0        | 0        | 0        | 0        | 0        | 0        | 0        | 0        | 0        | 0          | L     | 17-20 |
| 09/14              | at Eagles   | P          | 0                | 0        | 0        | 0.0        | 0.0        | 0        | 0        | 0             | 0        | 0        | 0        | 0        | 0        | 0        | 0        | 0        | 0        | 0        | 0        | 0        | 0        | 0        | 0        | L          | 28-34 |       |
| 09/24              | Chargers    | P          | 0                | 0        | 0        | 0.0        | 0.0        | 0        | 0        | 0             | 0        | 0        | 0        | 0        | 0        | 0        | 0        | 0        | 0        | 0        | 0        | 0        | 0        | 0        | 0        | L          | 24-28 |       |
| 10/01              | at Panthers |            | ON INACTIVE LIST |          |          |            |            |          |          |               |          |          |          |          |          |          |          |          |          |          |          | W        | 21-13    |          |          |            |       |       |
| 10/08              | Chiefs      |            | ON INACTIVE LIST |          |          |            |            |          |          |               |          |          |          |          |          |          |          |          |          |          |          | L        | 20-27    |          |          |            |       |       |
| 10/15              | at Bears    |            | ON INACTIVE LIST |          |          |            |            |          |          |               |          |          |          |          |          |          |          |          |          |          |          | W        | 19-13    |          |          |            |       |       |
| 10/23              | 49ers       |            | ON INACTIVE LIST |          |          |            |            |          |          |               |          |          |          |          |          |          |          |          |          |          |          | W        | 22-17    |          |          |            |       |       |
| 10/29              | at Packers  | P          | 0                | 0        | 0        | 0.0        | 0.0        | 0        | 0        | 0             | 0        | 0        | 0        | 0        | 0        | 0        | 0        | 0        | 0        | 0        | 0        | 0        | 0        | 0        | 0        | W          | 24-10 |       |
| 11/05              | at Falcons  |            | ON INACTIVE LIST |          |          |            |            |          |          |               |          |          |          |          |          |          |          |          |          |          |          | W        | 31-28    |          |          |            |       |       |
| <b>2023 TOTALS</b> |             | <b>4-0</b> | <b>0</b>         | <b>0</b> | <b>0</b> | <b>0.0</b> | <b>0.0</b> | <b>0</b> | <b>0</b> | <b>0</b>      | <b>0</b> | <b>0</b> | <b>0</b> | <b>0</b> | <b>0</b> | <b>0</b> | <b>0</b> | <b>0</b> | <b>0</b> | <b>0</b> | <b>0</b> | <b>0</b> | <b>0</b> | <b>0</b> | <b>0</b> | <b>5-4</b> |       |       |



# CHRISTIAN DARRISAW



# 71

## TACKLE

**Ht:** 6-5

**DOB:** 6-2-99

**Vikings Season:** 3

**Acquired:** D1'21

**Wt:** 315

**College:** Virginia Tech

**NFL Season:** 3

**2023 GP/GS**

7/7

**CAREER GP/GS**

33/31

**PLAYOFF GP/GS**

1/1

### KEY TRANSACTIONS

- Selected by the Minnesota Vikings in the first round (23rd overall) in the 2021 NFL Draft on 4/29/21.

### CAREER NOTES

#### 2023 | MINNESOTA VIKINGS

- Has started seven of the nine games at LT and is the highest graded offensive lineman in the NFL according to PFF.
- Inactive at Atlanta (11/5).
- Returned from injury and started vs. Los Angeles Chargers (9/24).
- Started at LT in Week 1 vs. Tampa Bay (9/10) and was active but did not play at Philadelphia (9/14).

#### 2022 | MINNESOTA VIKINGS

- Started all 14 games in which he appeared, finishing the season as the second-highest graded tackle according to PFF, trailing only 49ers T Trent Williams.
- Started the team's Wild Card matchup vs. New York Giants (1/15/23).
- Blocked for Kirk Cousins who set a team record for passing attempts (698) and totaling the second-most completions (424) and passing yards (4,547) in club history.
- Paved the way for Dalvin Cook to secure his fourth 1,000-yard rushing season, tying him for the second-most in team history with Robert Smith, trailing only Adrian Peterson (7).
- Returned from injury to start vs. Indianapolis (12/17).
- Started first 10 games at LT on the season, appearing in nearly all offensive snaps until leaving the games at Buffalo (11/13) and vs. Dallas (11/20) with a concussion. Missed Thanksgiving game vs. New England (11/24) and vs. New York Jets (12/4).

#### 2021 | MINNESOTA VIKINGS

- Played in 12 games and started 10 all at LT.
- Returned from injury to start at Chicago (12/20).
- Missed at Detroit (12/5) and vs. Pittsburgh (12/9) due to an ankle injury.
- Started the first game of his career at Carolina (10/17) in Week 6, helping the team produce the third-most offensive yards in team history while allowing zero sacks as a team.
- Made his offensive debut, playing in 28 snaps on offense vs. Detroit (10/10).
- Active for his first career NFL game vs. Cleveland (10/3), appearing in one special teams snap.
- Inactive for the first three games of the season.

### COLLEGE - VIRGINIA TECH

- Finished VT career with 35 starts in 35 games played.
- Named First-Team All-ACC in 2020.
- Started all 10 games he played in 2020 at LT, completing three-season streak where he started every game he played.
- Hokies went 5-6 in 2020, winning annual rivalry game over Virginia to cap the season.
- Helped VT to an 8-5 mark and a berth in the Belk Bowl against Kentucky in 2019.
- Started all 13 games on the season at LT in 2019.

- Earned three berths on the PFF College ACC Team of the Week during the 2019 season - vs. North Carolina, vs. Wake Forest and at Georgia Tech.
- As a true freshman in 2018, started all 12 games he played, including starting in his opening college game, a win over No. 19 Florida State in the season opener. By starting the season opener, he was one of nine true freshmen in BCS football to start on the offensive line in the season opener in 2018.
- Helped Hokies to an OT win over Virginia in 2018.
- Helped VT to a berth in the Military Bowl vs. Cincinnati to cap the 2018 season.

**PREP - RIVERDALE BAPTIST (MD.)**

- Played in 2017 at Fork Union Military Academy.
- Played in Maryland Crab Bowl All-Star game as a senior at Riverdale Baptist High.

**2023 GAME-BY-GAME REGULAR-SEASON STATISTICS (VIKINGS)**

| DATE               | OPPONENT    | P/S        |                           | W/L        | SCORE |
|--------------------|-------------|------------|---------------------------|------------|-------|
| 09/10              | Buccaneers  | S          |                           | L          | 17-20 |
| 09/14              | at Eagles   |            | DID NOT PLAY (NON-INJURY) | L          | 28-34 |
| 09/24              | Chargers    | S          |                           | L          | 24-28 |
| 10/01              | at Panthers | S          |                           | W          | 21-13 |
| 10/08              | Chiefs      | S          |                           | L          | 20-27 |
| 10/15              | at Bears    | S          |                           | W          | 19-13 |
| 10/23              | 49ers       | S          |                           | W          | 22-17 |
| 10/29              | at Packers  | S          |                           | W          | 24-10 |
| 11/05              | at Falcons  |            | ON INACTIVE LIST          | W          | 31-28 |
| <b>2023 TOTALS</b> |             | <b>7-7</b> |                           | <b>5-4</b> |       |



# ANDREW DEPAOLA

(dee-PAUL-uh)

# 42

## LONG SNAPPER

**Ht:** 6-1

**DOB:** 7-28-87

**Vikings Season:** 4

**Acquired:** FA '20

**Wt:** 229

**College:** Rutgers

**NFL Season:** 9



**2023 GP/GS**

9/0

**CAREER GP/GS**

113/0

**PLAYOFF GP/GS**

1/0

### KEY TRANSACTIONS

- Signed by the Tampa Bay Buccaneers on 8/6/12.
- Cut by the Tampa Bay Buccaneers on 8/27/12.
- Signed to a reserve/future contract with the Tampa Bay Buccaneers on 1/3/13.
- Re-signed with the Tampa Bay Buccaneers on 5/14/14.
- Re-signed with the Tampa Bay Buccaneers on 4/5/16.
- Signed with the Tampa Bay Buccaneers on 8/22/17.
- Waived by the Tampa Bay Buccaneers on 9/1/17.
- Acquired via waivers by the Chicago Bears on 9/3/17.
- Signed by the Oakland Raiders on 3/16/18.
- Placed on IR by the Oakland Raiders on 9/13/18.
- Cut by the Oakland Raiders on 8/25/19.
- Signed by the Carolina Panthers on 8/28/19.
- Cut by the Carolina Panthers on 8/30/19.
- Signed to Minnesota Vikings practice squad on 11/21/20.
- Activated by the Minnesota Vikings on 12/2/20.
- Reverted to Minnesota Vikings practice squad on 11/23/20.
- Protected by the Minnesota Vikings on 11/24/20.
- Activated by the Minnesota Vikings on 11/28/20.
- Released by the Minnesota Vikings on 8/31/21.
- Signed by the Minnesota Vikings on 9/2/21.

### HONORS

- Associated Press First-Team All-Pro - Special Teams (2022)
- Pro Bowl Selection (2023)

### CAREER NOTES

#### 2023 | MINNESOTA VIKINGS

- Handled all long-snapping duties for the Vikings in 2023.

#### 2022 | MINNESOTA VIKINGS

- Named as a starter for the Pro Bowl, the first of this career.
- Handled long-snapping duties for all 17 games to begin the season helping P Ryan Wright have one of the best punting seasons in team history and K Greg Joseph connect on five game-winning field goals.

#### 2021 | MINNESOTA VIKINGS

- Handled long-snapping duties for every game of the 2021 season and finished with four special teams tackles on the season.

#### 2020 | MINNESOTA VIKINGS

- Appeared in 7 games and had one special teams tackle in 2020 after becoming the Vikings long snapper in Week 11.
- Signed to the Vikings practice squad on 11/21.
- Made his Vikings debut vs. Dallas after being elevated from the practice squad for the Week 11 matchup (11/22).
- Standard elevation from practice squad to active roster on 11/28, the day before playing vs. Carolina.
- Served as the Vikings long snapper as K Dan Bailey went 2-for-2 on FGs and PAT attempts and P Britton Colquitt averaged 51.0 yards on three punts vs. Carolina (11/29).
- Signed to Vikings active roster on 12/2.
- Made lone special teams tackle of season at Detroit (1/3).

#### **2018 | OAKLAND RAIDERS**

- Had season-ending ACL tear in season opener, going on Injured Reserve on 9/13.
- Signed as a free agent with Oakland on 3/16.

#### **2017 | CHICAGO BEARS**

- Played in all 16 games for Chicago after spending all of training camp and preseason with Tampa Bay.
- Pat O'Donnell set career highs in punts (87), yards (4,708) and average (47.0), finishing in the top-10 in the league in each category.

#### **2016 | TAMPA BAY BUCCANEERS**

- Played in all 16 contests for the third consecutive season.
- Snapped for K Roberto Aguayo in his rookie season as he connected on 32-of-34 PATs.
- Bryan Anger finished third in the league with 37 punts inside the 20 in his first season with the Buccaneers.

#### **2015 | TAMPA BAY BUCCANEERS**

- Played in all 16 contests and recorded four special teams tackles for the second straight year.
- Jake Schum set career high with 56 punts for 2,348 yards.
- Recorded one special teams tackle vs. Tennessee (9/13).
- Made one tackle and snapped for seven punts at Houston (9/27).

#### **2014 | TAMPA BAY BUCCANEERS**

- Played in all 16 games and had four special teams tackles.
- Made NFL debut and had one tackle vs. Carolina (9/7).
- Registered one stop on special teams vs. both New Orleans (10/5) and Minnesota (10/26).
- Made one tackle on special teams at Carolina (12/14).

#### **2013 | TAMPA BAY BUCCANEERS**

- Spent offseason and training camp with team.

#### **2012 | TAMPA BAY BUCCANEERS**

- Signed as a free agent 8/12, released 8/27.

#### **COLLEGE - RUTGERS**

---

- Appeared in 39 games during his career at Rutgers (2005-09), including every game his final three seasons.
- Rutgers went 36-16 during his tenure, winning four straight bowl games, playing under Head Coach Greg Schiano.
- While serving as holder in 2007, threw a 15-yard TD pass vs. South Florida on a fake FG.
- Recorded five tackles (5 solo) during the 2009 season, his lone season as the full-time long snapper.
- Was on depth chart as a QB early in college career, moving to WR in 2008 and took over long-snapping duties when regular snapper was injured.
- Served as the primary holder for FGs from 2006-08.
- Redshirted as a true freshman in 2005.

#### **PREP - HEREFORD (MD.)**

---

- Helped Hereford High School in Parkton, Md., to the 2A state title as a sophomore and runner-up finish as a senior.
- Was a three-year starter at QB.
- Threw for 2,092 yards with 22 TDs as a senior, earning All-Metro and All-State honors.
- Earned All-County honors twice and County Offensive Player of the Year by the Baltimore Sun.
- Earned All-Metro honors as a baseball player.

**2023 GAME-BY-GAME REGULAR-SEASON STATISTICS (VIKINGS)**

| <b>DATE</b>        | <b>OPPONENT</b> |          | <b>W/L</b> | <b>SCORE</b> |
|--------------------|-----------------|----------|------------|--------------|
| 09/10              | Buccaneers      | P        | L          | 17-20        |
| 09/14              | at Eagles       | P        | L          | 28-34        |
| 09/24              | Chargers        | P        | L          | 24-28        |
| 10/01              | at Panthers     | P        | W          | 21-13        |
| 10/08              | Chiefs          | P        | L          | 20-27        |
| 10/15              | at Bears        | P        | W          | 19-13        |
| 10/23              | 49ers           | P        | W          | 22-17        |
| 10/29              | at Packers      | P        | W          | 24-10        |
| 11/05              | at Falcons      | P        | W          | 31-28        |
| <b>2023 TOTALS</b> |                 | <b>9</b> | <b>5-4</b> |              |





# ROBERT DOBBS



# 15

## QUARTERBACK

**Ht:** 6-3

**DOB:** 1-26-95

**Vikings Season:** 1

**Acquired:** T (ARI) '23

**Wt:** 220

**College:** Tennessee

**NFL Season:** 7

**2023 GP/GS**

9/8

**CAREER GP/GS**

17/10

**PLAYOFF GP/GS**

0/0

### KEY TRANSACTIONS

- Selected by the Pittsburgh Steelers in the fourth round (135th overall) of the 2017 NFL Draft.
- Signed a four-year contract with Pittsburgh on 5/22/2017.
- Traded to the Jacksonville Jaguars on 9/9/19.
- Released by the Jaguars on 9/5/20.
- Signed by the Steelers on 9/6/20.
- Re-signed with the Steelers to a one-year contract on 4/14/21.
- Signed a one-year contract with the Cleveland Browns on 4/8/22.
- Released by Cleveland on 11/28/22.
- Signed by the Detroit Lions to the practice squad on 12/5/22.
- Elevated to the Lions active roster on 12/17/22.
- Signed to the Tennessee Titan's active roster on 12/21/22.
- Signed a one-year contract with Cleveland on 3/20/23.
- Traded to the Arizona Cardinals on 8/24/23.
- Traded to the Minnesota Vikings on 10/31/23.

### OFF THE FIELD

- Majored in Aerospace Engineering at Tennessee.
- Spent the summer of 2015 at an internship at Pratt & Whitney, where he worked at the world leader in design, manufacture and service of aircraft engines for the United States Government.
- Spent part of two offseasons (2020-21) with the Nasa Kennedy Space Flight Center as part of the NFLPA's Virtual Externship Program, which provides NFL players with professional development opportunities to prepare them for careers after football.

### CAREER NOTES

- A seven-year NFL veteran, Dobbs has spent time with the Pittsburgh Steelers (2017-18, 2020-21), Jacksonville Jaguars (2019), Cleveland Browns (2022), Detroit Lions (2022), Tennessee Titans (2022) and Arizona Cardinals (2023) after originally entering the NFL as a fourth-round draft pick with Pittsburgh in 2017.

### 2023 | ARIZONA CARDINALS

- With 324, trails ony Lamar Jackson (440) for most rushing yards in 2023 among all quarterbacks. His four rushing touchdowns on the season trail only Jalen Hurts (7), Josh Allen (6) and Jackson (5).
- Played in his first game as a Viking in his hometown of Atlanta (11/5) after starting QB Jaren Hall left with an injury. Engineered a game-winning drive, connecting with Brandon Powell on a six-yard pass with :22 second left in the game to secure a 31-28 win.
- After being acquired at the trade deadline (10/31), six days before Week 9, threw for 158 yards, two touchdowns and zero interceptions and ran for 66 yards and a touchdown vs. Atlanta, becoming the first player in NFL history to have three total touchdowns in back-to-back weeks with two different teams.
- His 66 rushing yards in Week 9 are the most by a Vikings quarterback since Joe Webb ran for 109 at Detroit on Dec. 11, 2011.
- Started each of the Cardinals first eight games of the season, posting 1,569 passing yards, eight passing touchdowns, five interceptions and an 81.2 passer rating. Also totaled 258 rushing yards, third-most among quarterbacks this season, and three rushing touchdowns in 2023

## 2022 | CLEVELAND BROWNS/DETROIT LIONS/TENNESSEE TITANS

- Spent time with Cleveland, Detroit and Tennessee.
- Started the Titans final two games, which marked his first-career NFL starts.
- Completed 40-of-68 pass attempts for 411 yards and two TDs to go along with eight carries for 44 yards.
- Established career highs in passing attempts (39), completions (20) and passing yards (232) in his first career start against Dallas (12/29).
- Also threw his first NFL touchdown, a 7-yard strike to WR Robert Woods, and a career-long 39-yard pass to RB Hassan Haskins.
- Made his second-consecutive start and recorded career highs in completion percentage (69.0), passer rating (82.4), rush attempts (five) and rushing yards (32) at Jacksonville (1/7/23).

## 2021 | PITTSBURGH STEELERS

- Spent the season on Injured Reserve (foot).

## 2020 | PITTSBURGH STEELERS

- Appeared in one game where he completed 4-of-5 pass attempts and also had two carries for 20 yards, including a career-long 13-yard run.

## 2019 | JACKSONVILLE JAGUARS

- Spent the season on Jacksonville's active roster but did not appear in a game.

## 2018 | PITTSBURGH STEELERS

- Appeared in his five games and completed 6-of-12 passes for 43 yards to go along with four carries for 11 yards.

## 2017 | PITTSBURGH STEELERS

- Spent his rookie season on Pittsburgh's active roster but did not appear in a game.

## COLLEGE - TENNESSEE

- Played four seasons (2013-16) at Tennessee, appearing in 37 games (35 starts) and completing 614-of-999 passes (61.5%) for 7,138 yards and 53 touchdowns. Added 438 carries for 2,160 yards (4.9 avg.) and 32 touchdowns.
- Both his 2,160 rushing yards and 32 TDs on the ground were the most by a QB in program history.
- Threw for 300+ yards in five games and recorded multiple TDs in 18 contests.
- One of three QBs in SEC history to throw for 15+ TDs and rush for 10+ TDs in multiple seasons (Tim Tebow and Dak Prescott).
- Was one of four QBs in SEC history to total 50 passing TDs and 25 rushing TDs in his career.
- In 13 starts as a senior in 2016, he completed 225-of-357 attempts for 2,946 yards and 27 TDs to pair with 150 carries for a 831 yards and 12 TDs. Was named SEC Offensive Player of the Year by Athlon Sports and earned second-team All-SEC honors for his performance.
- His 831 rushing yards and 12 rushing TDs were both the most by a QB in program history, and his 3,781 yards of total offense in 2016 were the second-most in a single season in program history trailing only Peyton Manning (3,789 yards in 1997).
- As a junior in 2015, started all 13 games and completed 205-of-344 pass attempts for 2,291 yards and 15 TDs along with 146 carries for 671 yards and 11 TDs. He also caught a 58-yard TD pass.
- Saw action in six games (five starts) as a sophomore in 2014 and completed 112-of-177 passes for 1,206 yards and nine TDs, also finished with 104 rushes for 469 yards and eight TDs.
- Played in five games (four starts) in 2013 as a freshman where he completed 72-of-121 pass attempts for 965 yards and two TDs with 38 rushes for 189 yards and one TD.

## PREP - ALPHARETTA (GA.)

- Threw for 3,625 yards and 29 touchdowns while rushing for 419 yards and 10 touchdowns as a senior in 2012.
- Earned first-team all-state, all-county, all-region and all-conference, and was named the Alpharetta HS Offensive MVP as a senior.
- Was also a first-team all-region baseball player with college offers.

### JOSHUA DOBBS' NFL REGULAR SEASON PASSING STATISTICS

| DATE   | TEAM         | GP        | GS        | ATT.       | CMP.       | PCT.        | YDS          | AVG.       | TD        | INT.     | LG        | SK        | LST        | RATE        |
|--|--------------|-----------|-----------|------------|------------|-------------|--------------|------------|-----------|----------|-----------|-----------|------------|-------------|
| 2023   | Vikings      | 1         | 0         | 30         | 20         | 66.7        | 158          | 5.3        | 2         | 0        | 29        | 3         | 12         | 101.8       |
| Went from <b>Arizona</b> to <b>Minnesota</b> .       |              |           |           |            |            |             |              |            |           |          |           |           |            |             |
| 2023   | Cardinals    | 8         | 8         | 266        | 167        | 62.8        | 1,569        | 5.9        | 8         | 5        | 69        | 17        | 126        | 81.2        |
| 2023   | <b>TOTAL</b> | <b>9</b>  | <b>8</b>  | <b>296</b> | <b>187</b> | <b>63.2</b> | <b>1,727</b> | <b>5.8</b> | <b>10</b> | <b>5</b> | <b>69</b> | <b>20</b> | <b>138</b> | <b>83.3</b> |
| 2022   | Titans       | 2         | 2         | 68         | 40         | 58.8        | 411          | 6.0        | 2         | 2        | 39        | 6         | 26         | 73.8        |
| Went from <b>Detroit</b> to <b>Tennessee</b> .       |              |           |           |            |            |             |              |            |           |          |           |           |            |             |
| 2022   | Lions        | 0         | 0         | 0          | 0          | 0.0         | 0            | 0.0        | 0         | 0        | 0         | 0         | 0          | 0.0         |
| Went from <b>Cleveland</b> to <b>Detroit</b> .       |              |           |           |            |            |             |              |            |           |          |           |           |            |             |
| 2022   | Browns       | 0         | 0         | 0          | 0          | 0.0         | 0            | 0.0        | 0         | 0        | 0         | 0         | 0          | 0.0         |
| 2022   | <b>TOTAL</b> | <b>2</b>  | <b>2</b>  | <b>68</b>  | <b>40</b>  | <b>58.8</b> | <b>411</b>   | <b>6.0</b> | <b>2</b>  | <b>2</b> | <b>39</b> | <b>6</b>  | <b>26</b>  | <b>73.8</b> |
| 2021   | Steelers     | 0         | 0         | 0          | 0          | 0.0         | 0            | 0.0        | 0         | 0        | 0         | 0         | 0          | 0.0         |
| 2020   | Steelers     | 1         | 0         | 5          | 4          | 80.0        | 2            | 0.4        | 0         | 0        | 3         | 0         | 0          | 79.2        |
| 2019   | Jaguars      | 0         | 0         | 0          | 0          | 0.0         | 0            | 0.0        | 0         | 0        | 0         | 0         | 0          | 0.0         |
| Went from <b>Pittsburgh</b> to <b>Jacksonville</b> . |              |           |           |            |            |             |              |            |           |          |           |           |            |             |
| 2019   | Steelers     | 0         | 0         | 0          | 0          | 0.0         | 0            | 0.0        | 0         | 0        | 0         | 0         | 0          | 0.0         |
| 2019   | <b>TOTAL</b> | <b>0</b>  | <b>0</b>  | <b>0</b>   | <b>0</b>   | <b>0.0</b>  | <b>0</b>     | <b>0.0</b> | <b>0</b>  | <b>0</b> | <b>0</b>  | <b>0</b>  | <b>0</b>   | <b>0.0</b>  |
| 2018   | Steelers     | 5         | 0         | 12         | 6          | 50.0        | 43           | 3.6        | 0         | 1        | 22        | 0         | 0          | 24.0        |
| 2017   | Steelers     | 0         | 0         | 0          | 0          | 0.0         | 0            | 0.0        | 0         | 0        | 0         | 0         | 0          | 0.0         |
| <b>TOTALS</b>  |              | <b>17</b> | <b>10</b> | <b>381</b> | <b>237</b> | <b>62.2</b> | <b>2,183</b> | <b>5.7</b> | <b>12</b> | <b>8</b> | <b>69</b> | <b>26</b> | <b>164</b> | <b>79.5</b> |

### JOSHUA DOBBS' NFL POSTSEASON PASSING STATISTICS

| DATE          | TEAM     | GP       | GS       | ATT.     | CMP.     | PCT.       | YDS      | AVG.       | TD       | INT.     | LG       | SK       | LST      | RATE       |
|---------------|----------|----------|----------|----------|----------|------------|----------|------------|----------|----------|----------|----------|----------|------------|
| 2021          | Steelers | 0        | 0        | 0        | 0        | 0.0        | 0        | 0.0        | 0        | 0        | 0        | 0        | 0        | 0.0        |
| 2020          | Steelers | 0        | 0        | 0        | 0        | 0.0        | 0        | 0.0        | 0        | 0        | 0        | 0        | 0        | 0.0        |
| 2017          | Steelers | 0        | 0        | 0        | 0        | 0.0        | 0        | 0.0        | 0        | 0        | 0        | 0        | 0        | 0.0        |
| <b>TOTALS</b> |          | <b>0</b> | <b>0</b> | <b>0</b> | <b>0</b> | <b>0.0</b> | <b>0</b> | <b>0.0</b> | <b>0</b> | <b>0</b> | <b>0</b> | <b>0</b> | <b>0</b> | <b>0.0</b> |

### JOSHUA DOBBS' NFL REGULAR SEASON RUSHING STATISTICS

| DATE   | TEAM         | NO.       | YDS.       | AVG.       | LG        | TD       |
|--|--------------|-----------|------------|------------|-----------|----------|
| 2023   | Vikings      | 7         | 66         | 9.4        | 22        | 1        |
| Went from <b>Arizona</b> to <b>Minnesota</b> .       |              |           |            |            |           |          |
| 2023   | Cardinals    | 47        | 258        | 5.5        | 44        | 3        |
| 2023   | <b>TOTAL</b> | <b>54</b> | <b>324</b> | <b>6.0</b> | <b>44</b> | <b>4</b> |
| 2022   | Titans       | 8         | 44         | 5.5        | 11        | 0        |
| Went from <b>Detroit</b> to <b>Tennessee</b> .       |              |           |            |            |           |          |
| 2022   | Lions        | 0         | 0          | 0.0        | 0         | 0        |
| Went from <b>Cleveland</b> to <b>Detroit</b> .       |              |           |            |            |           |          |
| 2022   | Browns       | 0         | 0          | 0.0        | 0         | 0        |
| 2022   | <b>TOTAL</b> | <b>8</b>  | <b>44</b>  | <b>5.5</b> | <b>11</b> | <b>0</b> |
| 2021   | Steelers     | 0         | 0          | 0.0        | 0         | 0        |
| 2020   | Steelers     | 2         | 20         | 10.0       | 13        | 0        |
| 2019   | Jaguars      | 0         | 0          | 0.0        | 0         | 0        |
| Went from <b>Pittsburgh</b> to <b>Jacksonville</b> . |              |           |            |            |           |          |
| 2019   | Steelers     | 0         | 0          | 0.0        | 0         | 0        |
| 2019   | <b>TOTAL</b> | <b>0</b>  | <b>0</b>   | <b>0.0</b> | <b>0</b>  | <b>0</b> |
| 2018   | Steelers     | 4         | 11         | 2.8        | 10        | 0        |
| 2017   | Steelers     | 0         | 0          | 0.0        | 0         | 0        |
| <b>TOTALS</b>  |              | <b>68</b> | <b>399</b> | <b>5.9</b> | <b>44</b> | <b>4</b> |

### JOSHUA DOBBS' NFL POSTSEASON RUSHING STATISTICS

| DATE          | TEAM     | NO.      | YDS.     | AVG.       | LG       | TD       |
|---------------|----------|----------|----------|------------|----------|----------|
| 2021          | Steelers | 0        | 0        | 0.0        | 0        | 0        |
| 2020          | Steelers | 0        | 0        | 0.0        | 0        | 0        |
| 2017          | Steelers | 0        | 0        | 0.0        | 0        | 0        |
| <b>TOTALS</b> |          | <b>0</b> | <b>0</b> | <b>0.0</b> | <b>0</b> | <b>0</b> |

## JOSHUA DOBBS' NFL REGULAR SEASON PASSING/RUSHING STATISTICS

| DATE   | TEAM         | PASSING   |           |            |            |             |              |            |           |          |           |           |            |             | RUSHING   |            |            |           |          |
|--|--------------|-----------|-----------|------------|------------|-------------|--------------|------------|-----------|----------|-----------|-----------|------------|-------------|-----------|------------|------------|-----------|----------|
|  |              | GP        | GS        | ATT.       | CMP.       | PCT.        | YDS          | AVG.       | TD        | INT.     | LG        | SK        | LST        | RATE        | NO.       | YDS.       | AVG.       | LG        | TD       |
| 2023   | Vikings      | 1         | 0         | 30         | 20         | 66.7        | 158          | 5.3        | 2         | 0        | 29        | 3         | 12         | 101.8       | 7         | 66         | 9.4        | 22        | 1        |
| Went from <b>Arizona</b> to <b>Minnesota</b> .       |              |           |           |            |            |             |              |            |           |          |           |           |            |             |           |            |            |           |          |
| 2023   | Cardinals    | 8         | 8         | 266        | 167        | 62.8        | 1,569        | 5.9        | 8         | 5        | 69        | 17        | 126        | 81.2        | 47        | 258        | 5.5        | 44        | 3        |
| 2023   | <b>TOTAL</b> | <b>9</b>  | <b>8</b>  | <b>296</b> | <b>187</b> | <b>63.2</b> | <b>1,727</b> | <b>5.8</b> | <b>10</b> | <b>5</b> | <b>69</b> | <b>20</b> | <b>138</b> | <b>83.3</b> | <b>54</b> | <b>324</b> | <b>6.0</b> | <b>44</b> | <b>4</b> |
| 2022   | Titans       | 2         | 2         | 68         | 40         | 58.8        | 411          | 6.0        | 2         | 2        | 39        | 6         | 26         | 73.8        | 8         | 44         | 5.5        | 11        | 0        |
| Went from <b>Detroit</b> to <b>Tennessee</b> .       |              |           |           |            |            |             |              |            |           |          |           |           |            |             |           |            |            |           |          |
| 2022   | Lions        | 0         | 0         | 0          | 0          | 0.0         | 0            | 0.0        | 0         | 0        | 0         | 0         | 0          | 0.0         | 0         | 0          | 0.0        | 0         | 0        |
| Went from <b>Cleveland</b> to <b>Detroit</b> .       |              |           |           |            |            |             |              |            |           |          |           |           |            |             |           |            |            |           |          |
| 2022   | Browns       | 0         | 0         | 0          | 0          | 0.0         | 0            | 0.0        | 0         | 0        | 0         | 0         | 0          | 0.0         | 0         | 0          | 0.0        | 0         | 0        |
| 2022   | <b>TOTAL</b> | <b>2</b>  | <b>2</b>  | <b>68</b>  | <b>40</b>  | <b>58.8</b> | <b>411</b>   | <b>6.0</b> | <b>2</b>  | <b>2</b> | <b>39</b> | <b>6</b>  | <b>26</b>  | <b>73.8</b> | <b>8</b>  | <b>44</b>  | <b>5.5</b> | <b>11</b> | <b>0</b> |
| 2021   | Steelers     | 0         | 0         | 0          | 0          | 0.0         | 0            | 0.0        | 0         | 0        | 0         | 0         | 0          | 0.0         | 0         | 0          | 0.0        | 0         | 0        |
| 2020   | Steelers     | 1         | 0         | 5          | 4          | 80.0        | 2            | 0.4        | 0         | 0        | 3         | 0         | 0          | 79.2        | 2         | 20         | 10.0       | 13        | 0        |
| 2019   | Jaguars      | 0         | 0         | 0          | 0          | 0.0         | 0            | 0.0        | 0         | 0        | 0         | 0         | 0          | 0.0         | 0         | 0          | 0.0        | 0         | 0        |
| Went from <b>Pittsburgh</b> to <b>Jacksonville</b> . |              |           |           |            |            |             |              |            |           |          |           |           |            |             |           |            |            |           |          |
| 2019   | Steelers     | 0         | 0         | 0          | 0          | 0.0         | 0            | 0.0        | 0         | 0        | 0         | 0         | 0          | 0.0         | 0         | 0          | 0.0        | 0         | 0        |
| 2019   | <b>TOTAL</b> | <b>0</b>  | <b>0</b>  | <b>0</b>   | <b>0</b>   | <b>0.0</b>  | <b>0</b>     | <b>0.0</b> | <b>0</b>  | <b>0</b> | <b>0</b>  | <b>0</b>  | <b>0</b>   | <b>0.0</b>  | <b>0</b>  | <b>0</b>   | <b>0.0</b> | <b>0</b>  | <b>0</b> |
| 2018   | Steelers     | 5         | 0         | 12         | 6          | 50.0        | 43           | 3.6        | 0         | 1        | 22        | 0         | 0          | 24.0        | 4         | 11         | 2.8        | 10        | 0        |
| 2017   | Steelers     | 0         | 0         | 0          | 0          | 0.0         | 0            | 0.0        | 0         | 0        | 0         | 0         | 0          | 0.0         | 0         | 0          | 0.0        | 0         | 0        |
| <b>TOTALS</b>  |              | <b>17</b> | <b>10</b> | <b>381</b> | <b>237</b> | <b>62.2</b> | <b>2,183</b> | <b>5.7</b> | <b>12</b> | <b>8</b> | <b>69</b> | <b>26</b> | <b>164</b> | <b>79.5</b> | <b>68</b> | <b>399</b> | <b>5.9</b> | <b>44</b> | <b>4</b> |

## JOSHUA DOBBS' NFL POSTSEASON PASSING/RUSHING STATISTICS

| DATE          | TEAM     | PASSING  |          |          |          |            |          |            |          |          |          |          |          |            | RUSHING  |          |            |          |          |
|---------------|----------|----------|----------|----------|----------|------------|----------|------------|----------|----------|----------|----------|----------|------------|----------|----------|------------|----------|----------|
|               |          | GP       | GS       | ATT.     | CMP.     | PCT.       | YDS      | AVG.       | TD       | INT.     | LG       | SK       | LST      | RATE       | NO.      | YDS.     | AVG.       | LG       | TD       |
| 2021          | Steelers | 0        | 0        | 0        | 0        | 0.0        | 0        | 0.0        | 0        | 0        | 0        | 0        | 0        | 0.0        | 0        | 0        | 0.0        | 0        | 0        |
| 2020          | Steelers | 0        | 0        | 0        | 0        | 0.0        | 0        | 0.0        | 0        | 0        | 0        | 0        | 0        | 0.0        | 0        | 0        | 0.0        | 0        | 0        |
| 2017          | Steelers | 0        | 0        | 0        | 0        | 0.0        | 0        | 0.0        | 0        | 0        | 0        | 0        | 0        | 0.0        | 0        | 0        | 0.0        | 0        | 0        |
| <b>TOTALS</b> |          | <b>0</b> | <b>0</b> | <b>0</b> | <b>0</b> | <b>0.0</b> | <b>0</b> | <b>0.0</b> | <b>0</b> | <b>0</b> | <b>0</b> | <b>0</b> | <b>0</b> | <b>0.0</b> | <b>0</b> | <b>0</b> | <b>0.0</b> | <b>0</b> | <b>0</b> |

### SINGLE-GAME HIGHS: QUARTERBACK

**Pass Attempts**

41 at LAR, Oct 15, 2023  
...1 more at 41.

**Pass Completions**

28 at SF, Oct 01, 2023

**Yards Passing**

265 at SF, Oct 01, 2023

**TD Passes**

2 at ATL, Nov 05, 2023  
...3 more at 2.

**Long Passes**

69 vs. DAL, Sep 24, 2023

**Completion Percentage**

81.0 vs. DAL, Sep 24, 2023

**Passer Rating**

120.0 vs. DAL, Sep 24, 2023

**Rush Attempts**

12 at SF, Oct 01, 2023

**Rushing Yards**

66 at ATL, Nov 05, 2023

**Rushing Average**

9.4 at ATL, Nov 05, 2023

**Longest Runs**

44 vs. DAL, Sep 24, 2023

**Rushing TDs**

1 at ATL, Nov 05, 2023

...3 more at 1.

**2023 GAME-BY-GAME REGULAR-SEASON STATISTICS (CARDINALS/VIKINGS)**

|  |                  |            | PASSING    |            |              |             |            |            |           |          |           |               |             | RUSHING   |            |           |          |            |       |
|--|------------------|------------|------------|------------|--------------|-------------|------------|------------|-----------|----------|-----------|---------------|-------------|-----------|------------|-----------|----------|------------|-------|
| DATE   | OPPONENT         | P/S        | ATT        | CMP        | YDS          | PCT         | Y/A        | Y/C        | TD        | INT      | LG        | SK/YD         | RATE        | ATT       | YDS        | LG        | TD       | W/L        | SCORE |
| 09/10  | at<br>Commanders | S          | 30         | 21         | 132          | 70.0        | 4.4        | 6.3        | 0         | 0        | 31        | 3/18          | 78.8        | 3         | -3         | 1         | 0        | L          | 16-20 |
| 09/17  | Giants           | S          | 31         | 21         | 228          | 67.7        | 7.4        | 10.9       | 1         | 0        | 23        | 0/0           | 99.9        | 3         | 41         | 23t       | 1        | L          | 28-31 |
| 09/24  | Cowboys          | S          | 21         | 17         | 189          | 81.0        | 9.0        | 11.1       | 1         | 0        | 69        | 2/11          | 120.0       | 6         | 55         | 44        | 0        | W          | 28-16 |
| 10/01  | at 49ers         | S          | 41         | 28         | 265          | 68.3        | 6.5        | 9.5        | 2         | 0        | 41        | 1/8           | 102.2       | 12        | 48         | 12        | 0        | L          | 16-35 |
| 10/08  | Bengals          | S          | 32         | 15         | 166          | 46.9        | 5.2        | 11.1       | 2         | 2        | 25t       | 3/14          | 57.6        | 3         | 1          | 2         | 0        | L          | 20-34 |
| 10/15  | at Rams          | S          | 41         | 21         | 235          | 51.2        | 5.7        | 11.2       | 0         | 1        | 27        | 2/20          | 58.5        | 7         | 47         | 24        | 0        | L          | 9-26  |
| 10/22  | at Seahawks      | S          | 33         | 19         | 146          | 57.6        | 4.4        | 7.7        | 0         | 0        | 21        | 4/28          | 68.5        | 7         | 43         | 25t       | 1        | L          | 10-20 |
| 10/29  | Ravens           | S          | 37         | 25         | 208          | 67.6        | 5.6        | 8.3        | 2         | 2        | 29        | 2/27          | 77.3        | 6         | 26         | 13        | 1        | L          | 24-31 |
| Went from <b>Cardinals</b> to <b>Vikings</b> . |                  |            |            |            |              |             |            |            |           |          |           |               |             |           |            |           |          |            |       |
| 11/05  | at Falcons       | P          | 30         | 20         | 158          | 66.7        | 5.3        | 7.9        | 2         | 0        | 29        | 3/12          | 101.8       | 7         | 66         | 22        | 1        | W          | 31-28 |
| <b>2023 TOTALS</b>                             |                  | <b>9-8</b> | <b>296</b> | <b>187</b> | <b>1,727</b> | <b>63.2</b> | <b>5.8</b> | <b>9.2</b> | <b>10</b> | <b>5</b> | <b>69</b> | <b>20/138</b> | <b>83.3</b> | <b>54</b> | <b>324</b> | <b>44</b> | <b>4</b> | <b>2-7</b> |       |

**2022 GAME-BY-GAME REGULAR-SEASON STATISTICS (BROWNS/LIONS/TITANS)**

|   |             |            | PASSING                   |           |            |             |            |             |          |          |           |             |             | RUSHING  |           |           |          |             |        |
|---|-------------|------------|---------------------------|-----------|------------|-------------|------------|-------------|----------|----------|-----------|-------------|-------------|----------|-----------|-----------|----------|-------------|--------|
| DATE                                      | OPPONENT    | P/S        | ATT                       | CMP       | YDS        | PCT         | Y/A        | Y/C         | TD       | INT      | LG        | SK/YD       | RATE        | ATT      | YDS       | LG        | TD       | W/L         | SCORE  |
| 09/11                                     | at Panthers |            | DID NOT PLAY (NON-INJURY) |           |            |             |            |             |          |          |           |             |             |          |           |           |          | W           | 26-24  |
| 09/18                                     | Jets        |            | DID NOT PLAY (NON-INJURY) |           |            |             |            |             |          |          |           |             |             |          |           |           |          | L           | 30-31  |
| 09/22                                     | Steelers    |            | DID NOT PLAY (NON-INJURY) |           |            |             |            |             |          |          |           |             |             |          |           |           |          | W           | 29-17  |
| 10/02                                     | at Falcons  |            | DID NOT PLAY (NON-INJURY) |           |            |             |            |             |          |          |           |             |             |          |           |           |          | L           | 20-23  |
| 10/09                                     | Chargers    |            | DID NOT PLAY (NON-INJURY) |           |            |             |            |             |          |          |           |             |             |          |           |           |          | L           | 28-30  |
| 10/16                                     | Patriots    |            | DID NOT PLAY (NON-INJURY) |           |            |             |            |             |          |          |           |             |             |          |           |           |          | L           | 15-38  |
| 10/23                                     | at Ravens   |            | DID NOT PLAY (NON-INJURY) |           |            |             |            |             |          |          |           |             |             |          |           |           |          | L           | 20-23  |
| 10/31                                     | Bengals     |            | DID NOT PLAY (NON-INJURY) |           |            |             |            |             |          |          |           |             |             |          |           |           |          | W           | 32-13  |
| 11/13                                     | at Dolphins |            | DID NOT PLAY (NON-INJURY) |           |            |             |            |             |          |          |           |             |             |          |           |           |          | L           | 17-39  |
| 11/20                                     | at Bills    |            | DID NOT PLAY (NON-INJURY) |           |            |             |            |             |          |          |           |             |             |          |           |           |          | L           | 23-31  |
| 11/27                                     | Buccaneers  |            | DID NOT PLAY (NON-INJURY) |           |            |             |            |             |          |          |           |             |             |          |           |           |          | W           | 23-17+ |
| 12/04                                     | at Texans   |            | NOT ON ROSTER             |           |            |             |            |             |          |          |           |             |             |          |           |           |          | W           | 27-14  |
| Went from <b>Browns</b> to <b>Lions</b> . |             |            |                           |           |            |             |            |             |          |          |           |             |             |          |           |           |          |             |        |
| 12/11                                     | Vikings     |            | PRACTICE SQUAD            |           |            |             |            |             |          |          |           |             |             |          |           |           |          | W           | 34-23  |
| 12/18                                     | at Jets     |            | PRACTICE SQUAD            |           |            |             |            |             |          |          |           |             |             |          |           |           |          | W           | 20-17  |
| Went from <b>Lions</b> to <b>Titans</b> . |             |            |                           |           |            |             |            |             |          |          |           |             |             |          |           |           |          |             |        |
| 12/24                                     | Texans      |            | DID NOT PLAY (NON-INJURY) |           |            |             |            |             |          |          |           |             |             |          |           |           |          | L           | 14-19  |
| 12/29                                     | Cowboys     | S          | 39                        | 20        | 232        | 51.3        | 5.9        | 11.6        | 1        | 1        | 39        | 2/12        | 67.5        | 3        | 12        | 7         | 0        | L           | 13-27  |
| 01/07                                     | at Jaguars  | S          | 29                        | 20        | 179        | 69.0        | 6.2        | 9.0         | 1        | 1        | 21t       | 4/14        | 82.4        | 5        | 32        | 11        | 0        | L           | 16-20  |
| <b>2022 TOTALS</b>                        |             | <b>2-2</b> | <b>68</b>                 | <b>40</b> | <b>411</b> | <b>58.8</b> | <b>6.0</b> | <b>10.3</b> | <b>2</b> | <b>2</b> | <b>39</b> | <b>6/26</b> | <b>73.8</b> | <b>8</b> | <b>44</b> | <b>11</b> | <b>0</b> | <b>7-10</b> |        |

+ - Overtime

**2021 GAME-BY-GAME REGULAR-SEASON STATISTICS (STEELERS)**

|                    |             | PASSING    |          |          |          |            |            |            |          |          |          |            | RUSHING    |          |          |          | W/L/     | SCORE    |              |
|--------------------|-------------|------------|----------|----------|----------|------------|------------|------------|----------|----------|----------|------------|------------|----------|----------|----------|----------|----------|--------------|
| DATE               | OPPONENT    | P/S        | ATT      | CMP      | YDS      | PCT        | Y/A        | Y/C        | TD       | INT      | LG       | SK/YD      | RATE       | ATT      | YDS      | LG       | TD       | T        |              |
| 09/12              | at Bills    |            |          |          |          |            |            |            |          |          |          |            |            |          |          |          |          | W        | 23-16        |
| 09/19              | Raiders     |            |          |          |          |            |            |            |          |          |          |            |            |          |          |          |          | L        | 17-26        |
| 09/26              | Bengals     |            |          |          |          |            |            |            |          |          |          |            |            |          |          |          |          | L        | 10-24        |
| 10/03              | at Packers  |            |          |          |          |            |            |            |          |          |          |            |            |          |          |          |          | L        | 17-27        |
| 10/10              | Broncos     |            |          |          |          |            |            |            |          |          |          |            |            |          |          |          |          | W        | 27-19        |
| 10/17              | Seahawks    |            |          |          |          |            |            |            |          |          |          |            |            |          |          |          |          | W        | 23-20+       |
| 10/31              | at Browns   |            |          |          |          |            |            |            |          |          |          |            |            |          |          |          |          | W        | 15-10        |
| 11/08              | Bears       |            |          |          |          |            |            |            |          |          |          |            |            |          |          |          |          | W        | 29-27        |
| 11/14              | Lions       |            |          |          |          |            |            |            |          |          |          |            |            |          |          |          |          | T        | 16-16        |
| 11/21              | at Chargers |            |          |          |          |            |            |            |          |          |          |            |            |          |          |          |          | L        | 37-41        |
| 11/28              | at Bengals  |            |          |          |          |            |            |            |          |          |          |            |            |          |          |          |          | L        | 10-41        |
| 12/05              | Ravens      |            |          |          |          |            |            |            |          |          |          |            |            |          |          |          |          | W        | 20-19        |
| 12/09              | at Vikings  |            |          |          |          |            |            |            |          |          |          |            |            |          |          |          |          | L        | 28-36        |
| 12/19              | Titans      |            |          |          |          |            |            |            |          |          |          |            |            |          |          |          |          | W        | 19-13        |
| 12/26              | at Chiefs   |            |          |          |          |            |            |            |          |          |          |            |            |          |          |          |          | L        | 10-36        |
| 01/03              | Browns      |            |          |          |          |            |            |            |          |          |          |            |            |          |          |          |          | W        | 26-14        |
| 01/09              | at Ravens   |            |          |          |          |            |            |            |          |          |          |            |            |          |          |          |          | W        | 16-13+       |
| <b>2021 TOTALS</b> |             | <b>0-0</b> | <b>0</b> | <b>0</b> | <b>0</b> | <b>0.0</b> | <b>0.0</b> | <b>0.0</b> | <b>0</b> | <b>0</b> | <b>0</b> | <b>0/0</b> | <b>0.0</b> | <b>0</b> | <b>0</b> | <b>0</b> | <b>0</b> | <b>0</b> | <b>9-7-1</b> |

+ - Overtime

**2020 GAME-BY-GAME REGULAR-SEASON STATISTICS (STEELERS)**

|                    |               | PASSING    |          |          |          |             |            |            |          |          |          |            | RUSHING     |          |           |           | W/L/     | SCORE       |       |
|--------------------|---------------|------------|----------|----------|----------|-------------|------------|------------|----------|----------|----------|------------|-------------|----------|-----------|-----------|----------|-------------|-------|
| DATE               | OPPONENT      | P/S        | ATT      | CMP      | YDS      | PCT         | Y/A        | Y/C        | TD       | INT      | LG       | SK/YD      | RATE        | ATT      | YDS       | LG        | TD       | W/L         |       |
| 09/14              | at Giants     |            |          |          |          |             |            |            |          |          |          |            |             |          |           |           |          | W           | 26-16 |
| 09/20              | Broncos       |            |          |          |          |             |            |            |          |          |          |            |             |          |           |           |          | W           | 26-21 |
| 09/27              | Texans        |            |          |          |          |             |            |            |          |          |          |            |             |          |           |           |          | W           | 28-21 |
| 10/11              | Eagles        |            |          |          |          |             |            |            |          |          |          |            |             |          |           |           |          | W           | 38-29 |
| 10/18              | Browns        |            |          |          |          |             |            |            |          |          |          |            |             |          |           |           |          | W           | 38-7  |
| 10/25              | at Titans     |            |          |          |          |             |            |            |          |          |          |            |             |          |           |           |          | W           | 27-24 |
| 11/01              | at Ravens     |            |          |          |          |             |            |            |          |          |          |            |             |          |           |           |          | W           | 28-24 |
| 11/08              | at Cowboys    |            |          |          |          |             |            |            |          |          |          |            |             |          |           |           |          | W           | 24-19 |
| 11/15              | Bengals       |            |          |          |          |             |            |            |          |          |          |            |             |          |           |           |          | W           | 36-10 |
| 11/22              | at Jaguars    |            |          |          |          |             |            |            |          |          |          |            |             |          |           |           |          | W           | 27-3  |
| 12/02              | Ravens        |            |          |          |          |             |            |            |          |          |          |            |             |          |           |           |          | W           | 19-14 |
| 12/07              | Football Team |            |          |          |          |             |            |            |          |          |          |            |             |          |           |           |          | L           | 17-23 |
| 12/13              | at Bills      |            |          |          |          |             |            |            |          |          |          |            |             |          |           |           |          | L           | 15-26 |
| 12/21              | at Bengals    |            |          |          |          |             |            |            |          |          |          |            |             |          |           |           |          | L           | 17-27 |
| 12/27              | Colts         |            |          |          |          |             |            |            |          |          |          |            |             |          |           |           |          | W           | 28-24 |
| 01/03              | at Browns     | P          | 5        | 4        | 2        | 80.0        | 0.4        | 0.5        | 0        | 0        | 3        | 0/0        | 79.2        | 2        | 20        | 13        | 0        | L           | 22-24 |
| <b>2020 TOTALS</b> |               | <b>1-0</b> | <b>5</b> | <b>4</b> | <b>2</b> | <b>80.0</b> | <b>0.4</b> | <b>0.5</b> | <b>0</b> | <b>0</b> | <b>3</b> | <b>0/0</b> | <b>79.2</b> | <b>2</b> | <b>20</b> | <b>13</b> | <b>0</b> | <b>12-4</b> |       |

**2019 GAME-BY-GAME REGULAR-SEASON STATISTICS (STEELERS/JAGUARS)**

|                    |             | PASSING    |                                       |          |          |            |            |            |          |          |          |            | RUSHING    |          |          |          |          |          |             |
|--------------------|-------------|------------|---------------------------------------|----------|----------|------------|------------|------------|----------|----------|----------|------------|------------|----------|----------|----------|----------|----------|-------------|
| DATE               | OPPONENT    | P/S        | ATT                                   | CMP      | YDS      | PCT        | Y/A        | Y/C        | TD       | INT      | LG       | SK/YD      | RATE       | ATT      | YDS      | LG       | TD       | W/L      | SCORE       |
| 09/08              | at Patriots |            | ON INACTIVE LIST                      |          |          |            |            |            |          |          |          |            |            |          |          |          |          | L        | 3-33        |
|                    |             |            | Went from <b>Steelers to Jaguars.</b> |          |          |            |            |            |          |          |          |            |            |          |          |          |          |          |             |
| 09/15              | at Texans   |            | DID NOT PLAY (NON-INJURY)             |          |          |            |            |            |          |          |          |            |            |          |          |          |          | L        | 12-13       |
| 09/19              | Titans      |            | DID NOT PLAY (NON-INJURY)             |          |          |            |            |            |          |          |          |            |            |          |          |          |          | W        | 20-7        |
| 09/29              | at Broncos  |            | DID NOT PLAY (NON-INJURY)             |          |          |            |            |            |          |          |          |            |            |          |          |          |          | W        | 26-24       |
| 10/06              | at Panthers |            | DID NOT PLAY (NON-INJURY)             |          |          |            |            |            |          |          |          |            |            |          |          |          |          | L        | 27-34       |
| 10/13              | Saints      |            | DID NOT PLAY (NON-INJURY)             |          |          |            |            |            |          |          |          |            |            |          |          |          |          | L        | 6-13        |
| 10/20              | at Bengals  |            | DID NOT PLAY (NON-INJURY)             |          |          |            |            |            |          |          |          |            |            |          |          |          |          | W        | 27-17       |
| 10/27              | Jets        |            | DID NOT PLAY (NON-INJURY)             |          |          |            |            |            |          |          |          |            |            |          |          |          |          | W        | 29-15       |
| 11/03              | Texans      |            | DID NOT PLAY (NON-INJURY)             |          |          |            |            |            |          |          |          |            |            |          |          |          |          | L        | 3-26        |
| 11/17              | at Colts    |            | ON INACTIVE LIST                      |          |          |            |            |            |          |          |          |            |            |          |          |          |          | L        | 13-33       |
| 11/24              | at Titans   |            | ON INACTIVE LIST                      |          |          |            |            |            |          |          |          |            |            |          |          |          |          | L        | 20-42       |
| 12/01              | Buccaneers  |            | ON INACTIVE LIST                      |          |          |            |            |            |          |          |          |            |            |          |          |          |          | L        | 11-28       |
| 12/08              | Chargers    |            | ON INACTIVE LIST                      |          |          |            |            |            |          |          |          |            |            |          |          |          |          | L        | 10-45       |
| 12/15              | at Raiders  |            | ON INACTIVE LIST                      |          |          |            |            |            |          |          |          |            |            |          |          |          |          | W        | 20-16       |
| 12/22              | at Falcons  |            | ON INACTIVE LIST                      |          |          |            |            |            |          |          |          |            |            |          |          |          |          | L        | 12-24       |
| 12/29              | Colts       |            | ON INACTIVE LIST                      |          |          |            |            |            |          |          |          |            |            |          |          |          |          | W        | 38-20       |
| <b>2019 TOTALS</b> |             | <b>0-0</b> | <b>0</b>                              | <b>0</b> | <b>0</b> | <b>0.0</b> | <b>0.0</b> | <b>0.0</b> | <b>0</b> | <b>0</b> | <b>0</b> | <b>0/0</b> | <b>0.0</b> | <b>0</b> | <b>0</b> | <b>0</b> | <b>0</b> | <b>0</b> | <b>6-10</b> |

**2018 GAME-BY-GAME REGULAR-SEASON STATISTICS (STEELERS)**

|                    |                  | PASSING    |                           |          |           |             |            |            |          |          |           |            | RUSHING     |          |           |           | W/L/     |              | SCORE |
|--------------------|------------------|------------|---------------------------|----------|-----------|-------------|------------|------------|----------|----------|-----------|------------|-------------|----------|-----------|-----------|----------|--------------|-------|
| DATE               | OPPONENT         | P/S        | ATT                       | CMP      | YDS       | PCT         | Y/A        | Y/C        | TD       | INT      | LG        | SK/YD      | RATE        | ATT      | YDS       | LG        | TD       | T            | SCORE |
| 09/09              | at Browns        |            | DID NOT PLAY (NON-INJURY) |          |           |             |            |            |          |          |           |            |             |          |           |           |          | T            | 21-21 |
| 09/16              | Chiefs           |            | DID NOT PLAY (NON-INJURY) |          |           |             |            |            |          |          |           |            |             |          |           |           |          | L            | 37-42 |
| 09/24              | at<br>Buccaneers |            | DID NOT PLAY (NON-INJURY) |          |           |             |            |            |          |          |           |            |             |          |           |           |          | W            | 30-27 |
| 09/30              | Ravens           |            | DID NOT PLAY (NON-INJURY) |          |           |             |            |            |          |          |           |            |             |          |           |           |          | L            | 14-26 |
| 10/07              | Falcons          | P          | 0                         | 0        | 0         | 0.0         | 0.0        | 0.0        | 0        | 0        | 0         | 0/0        | 0.0         | 1        | -3        | -3        | 0        | W            | 41-17 |
| 10/14              | at Bengals       |            | DID NOT PLAY (NON-INJURY) |          |           |             |            |            |          |          |           |            |             |          |           |           |          | W            | 28-21 |
| 10/28              | Browns           | P          | 0                         | 0        | 0         | 0.0         | 0.0        | 0.0        | 0        | 0        | 0         | 0/0        | 0.0         | 1        | -1        | -1        | 0        | W            | 33-18 |
| 11/04              | at Ravens        | P          | 1                         | 1        | 22        | 100.0       | 22.0       | 22.0       | 0        | 0        | 22        | 0/0        | 118.8       | 0        | 0         | 0         | 0        | W            | 23-16 |
| 11/08              | Panthers         | P          | 2                         | 1        | -3        | 50.0        | -1.5       | -3.0       | 0        | 0        | -3        | 0/0        | 56.2        | 0        | 0         | 0         | 0        | W            | 52-21 |
| 11/18              | at Jaguars       |            | DID NOT PLAY (NON-INJURY) |          |           |             |            |            |          |          |           |            |             |          |           |           |          | W            | 20-16 |
| 11/25              | at Broncos       |            | DID NOT PLAY (NON-INJURY) |          |           |             |            |            |          |          |           |            |             |          |           |           |          | L            | 17-24 |
| 12/02              | Chargers         |            | DID NOT PLAY (NON-INJURY) |          |           |             |            |            |          |          |           |            |             |          |           |           |          | L            | 30-33 |
| 12/09              | at Raiders       | P          | 9                         | 4        | 24        | 44.4        | 2.7        | 6.0        | 0        | 1        | 12        | 0/0        | 12.0        | 2        | 15        | 10        | 0        | L            | 21-24 |
| 12/16              | Patriots         |            | DID NOT PLAY (NON-INJURY) |          |           |             |            |            |          |          |           |            |             |          |           |           |          | W            | 17-10 |
| 12/23              | at Saints        |            | DID NOT PLAY (NON-INJURY) |          |           |             |            |            |          |          |           |            |             |          |           |           |          | L            | 28-31 |
| 12/30              | Bengals          |            | DID NOT PLAY (NON-INJURY) |          |           |             |            |            |          |          |           |            |             |          |           |           |          | W            | 16-13 |
| <b>2018 TOTALS</b> |                  | <b>5-0</b> | <b>12</b>                 | <b>6</b> | <b>43</b> | <b>50.0</b> | <b>3.6</b> | <b>7.2</b> | <b>0</b> | <b>1</b> | <b>22</b> | <b>0/0</b> | <b>24.0</b> | <b>4</b> | <b>11</b> | <b>10</b> | <b>0</b> | <b>9-6-1</b> |       |



**2017 GAME-BY-GAME REGULAR-SEASON STATISTICS (STEELERS)**

| DATE               | OPPONENT   | P/S        | PASSING  |          |          |            |            |            |          |          |          |            | RUSHING    |          |          |          | SCORE    |          |          |             |        |
|--------------------|------------|------------|----------|----------|----------|------------|------------|------------|----------|----------|----------|------------|------------|----------|----------|----------|----------|----------|----------|-------------|--------|
|                    |            |            | ATT      | CMP      | YDS      | PCT        | Y/A        | Y/C        | TD       | INT      | LG       | SK/YD      | RATE       | ATT      | YDS      | LG       |          | TD       | W/L      |             |        |
| 09/10              | at Browns  |            |          |          |          |            |            |            |          |          |          |            |            |          |          |          |          |          |          | W           | 21-18  |
| 09/17              | Vikings    |            |          |          |          |            |            |            |          |          |          |            |            |          |          |          |          |          |          | W           | 26-9   |
| 09/24              | at Bears   |            |          |          |          |            |            |            |          |          |          |            |            |          |          |          |          |          |          | L           | 17-23+ |
| 10/01              | at Ravens  |            |          |          |          |            |            |            |          |          |          |            |            |          |          |          |          |          |          | W           | 26-9   |
| 10/08              | Jaguars    |            |          |          |          |            |            |            |          |          |          |            |            |          |          |          |          |          |          | L           | 9-30   |
| 10/15              | at Chiefs  |            |          |          |          |            |            |            |          |          |          |            |            |          |          |          |          |          |          | W           | 19-13  |
| 10/22              | Bengals    |            |          |          |          |            |            |            |          |          |          |            |            |          |          |          |          |          |          | W           | 29-14  |
| 10/29              | at Lions   |            |          |          |          |            |            |            |          |          |          |            |            |          |          |          |          |          |          | W           | 20-15  |
| 11/12              | at Colts   |            |          |          |          |            |            |            |          |          |          |            |            |          |          |          |          |          |          | W           | 20-17  |
| 11/16              | Titans     |            |          |          |          |            |            |            |          |          |          |            |            |          |          |          |          |          |          | W           | 40-17  |
| 11/26              | Packers    |            |          |          |          |            |            |            |          |          |          |            |            |          |          |          |          |          |          | W           | 31-28  |
| 12/04              | at Bengals |            |          |          |          |            |            |            |          |          |          |            |            |          |          |          |          |          |          | W           | 23-20  |
| 12/10              | Ravens     |            |          |          |          |            |            |            |          |          |          |            |            |          |          |          |          |          |          | W           | 39-38  |
| 12/17              | Patriots   |            |          |          |          |            |            |            |          |          |          |            |            |          |          |          |          |          |          | L           | 24-27  |
| 12/25              | at Texans  |            |          |          |          |            |            |            |          |          |          |            |            |          |          |          |          |          |          | W           | 34-6   |
| 12/31              | Browns     |            |          |          |          |            |            |            |          |          |          |            |            |          |          |          |          |          |          | W           | 28-24  |
| <b>2017 TOTALS</b> |            | <b>0-0</b> | <b>0</b> | <b>0</b> | <b>0</b> | <b>0.0</b> | <b>0.0</b> | <b>0.0</b> | <b>0</b> | <b>0</b> | <b>0</b> | <b>0/0</b> | <b>0.0</b> | <b>0</b> | <b>0</b> | <b>0</b> | <b>0</b> | <b>0</b> | <b>0</b> | <b>13-3</b> |        |

+ - Overtime

**2021 GAME-BY-GAME POSTSEASON STATISTICS (STEELERS)**


| DATE               | OPPONENT  | P/S        | PASSING  |          |          |            |            |            |          |          |          |            | RUSHING    |          |          |          | SCORE    |          |          |            |       |
|--------------------|-----------|------------|----------|----------|----------|------------|------------|------------|----------|----------|----------|------------|------------|----------|----------|----------|----------|----------|----------|------------|-------|
|                    |           |            | ATT      | CMP      | YDS      | PCT        | Y/A        | Y/C        | TD       | INT      | LG       | SK/YD      | RATE       | ATT      | YDS      | LG       |          | TD       | W/L      |            |       |
| 01/16              | at Chiefs |            |          |          |          |            |            |            |          |          |          |            |            |          |          |          |          |          |          | L          | 21-42 |
| <b>2021 TOTALS</b> |           | <b>0-0</b> | <b>0</b> | <b>0</b> | <b>0</b> | <b>0.0</b> | <b>0.0</b> | <b>0.0</b> | <b>0</b> | <b>0</b> | <b>0</b> | <b>0/0</b> | <b>0.0</b> | <b>0</b> | <b>0</b> | <b>0</b> | <b>0</b> | <b>0</b> | <b>0</b> | <b>0-1</b> |       |

**2020 GAME-BY-GAME POSTSEASON STATISTICS (STEELERS)**

| DATE               | OPPONENT | P/S        | PASSING  |          |          |            |            |            |          |          |          |            | RUSHING    |          |          |          | SCORE    |          |          |            |       |
|--------------------|----------|------------|----------|----------|----------|------------|------------|------------|----------|----------|----------|------------|------------|----------|----------|----------|----------|----------|----------|------------|-------|
|                    |          |            | ATT      | CMP      | YDS      | PCT        | Y/A        | Y/C        | TD       | INT      | LG       | SK/YD      | RATE       | ATT      | YDS      | LG       |          | TD       | W/L      |            |       |
| 01/10              | Browns   |            |          |          |          |            |            |            |          |          |          |            |            |          |          |          |          |          |          | L          | 37-48 |
| <b>2020 TOTALS</b> |          | <b>0-0</b> | <b>0</b> | <b>0</b> | <b>0</b> | <b>0.0</b> | <b>0.0</b> | <b>0.0</b> | <b>0</b> | <b>0</b> | <b>0</b> | <b>0/0</b> | <b>0.0</b> | <b>0</b> | <b>0</b> | <b>0</b> | <b>0</b> | <b>0</b> | <b>0</b> | <b>0-1</b> |       |

**2017 GAME-BY-GAME POSTSEASON STATISTICS (STEELERS)**

| DATE               | OPPONENT | P/S        | PASSING  |          |          |            |            |            |          |          |          |            | RUSHING    |          |          |          | SCORE    |          |          |            |       |
|--------------------|----------|------------|----------|----------|----------|------------|------------|------------|----------|----------|----------|------------|------------|----------|----------|----------|----------|----------|----------|------------|-------|
|                    |          |            | ATT      | CMP      | YDS      | PCT        | Y/A        | Y/C        | TD       | INT      | LG       | SK/YD      | RATE       | ATT      | YDS      | LG       |          | TD       | W/L      |            |       |
| 01/14              | Jaguars  |            |          |          |          |            |            |            |          |          |          |            |            |          |          |          |          |          |          | L          | 42-45 |
| <b>2017 TOTALS</b> |          | <b>0-0</b> | <b>0</b> | <b>0</b> | <b>0</b> | <b>0.0</b> | <b>0.0</b> | <b>0.0</b> | <b>0</b> | <b>0</b> | <b>0</b> | <b>0/0</b> | <b>0.0</b> | <b>0</b> | <b>0</b> | <b>0</b> | <b>0</b> | <b>0</b> | <b>0</b> | <b>0-1</b> |       |



**TROY  
DYE**

**45**

**LINEBACKER**

**Ht:** 6-3

**DOB:** 9-18-96

**Vikings Season:** 4

**Acquired:** D4c '20

**Wt:** 225

**College:** Oregon

**NFL Season:** 4



**2023 GP/GS**

9/0

**CAREER GP/GS**

54/6

**PLAYOFF GP/GS**

1/0

#### KEY TRANSACTIONS

- Drafted by the Minnesota Vikings in the fourth round (132nd overall) in the 2020 NFL Draft on 4/25/20.
- Placed on IR by the Minnesota Vikings on 9/24/20.
- Placed on IR/Designated to Return on 10/26/20.

#### OFF THE FIELD

- Father, Mark, played football at San Jose State and spent time in Houston Astros minor league system.
- Older brother, Tony, was a S at UCLA and played in the NFL from 2012-14. Tony was also a hockey standout, playing on Team USA in the Junior Olympics, and was offered a scholarship from prep powerhouse Shattuck-St. Mary's in Faribault, Minnesota.
- Older brother, Jordan, played WR at Sterling College in Kansas and younger brother, Travis, is a RB at USC and playing at Oregon.

#### CAREER NOTES

##### 2023 | MINNESOTA VIKINGS

- Forced a fumble on a punt at Philadelphia (9/14).
- Played both defense and special teams in the Week 1 contest vs. Tampa Bay (9/10).

##### 2022 | MINNESOTA VIKINGS

- Played in all 17 games playing 330 special teams snaps, totaling 7 special teams tackles, tied with Josh Metellus for the most on the team.
- Played in his first career playoff game vs. New York Giants (1/15/23), playing in 16 special teams snaps.
- Recovered a muffed punt vs. Arizona (10/30).
- Saw his first action on defense in 2022, playing five snaps, vs. New Orleans (10/2) in London, recording one tackle on defense and one on special teams.
- Had a team-high two special teams tackles at Philadelphia (9/19) and added another special teams tackle vs. Detroit (9/25).
- Made season debut in Week 1 vs. Green Bay (9/11), appearing on special teams.

##### 2021 | MINNESOTA VIKINGS

- Played in all 17 games to start the season, contributing mostly on special teams and leading the team in special teams tackles with 11.
- Started his lone game of the season in the finale vs. Chicago (1/9/22) where he totaled four tackles on defense.

##### 2020 | MINNESOTA VIKINGS

- Appeared in 11 games (5 starts), finishing with 27 tackles, one QBH and two PDs. Also had a special teams tackle.
- Made NFL debut in season opener vs. Green Bay (9/13).
- Started games at Green Bay (11/1), vs. Detroit (11/8), vs. Carolina (11/29), at Tampa Bay (12/13) and vs. Chicago (12/20).
- Placed on Reserve/Injured list on 9/24.
- Designated for return from IR on 10/26, activated on 10/31.
- Started first career game at Green Bay and had one tackle as the Vikings upset the Packers, 28-22 (11/1).

- Had four tackles vs. Detroit (11/8).
- Made two tackles, first QBH and PD at Chicago on MNF (11/16).
- Tallied four solo tackles vs. Jacksonville (12/6).
- Recorded a career-high six tackles vs. Chicago (12/20).
- Had four tackles and a PD at Detroit (1/3).

**COLLEGE - OREGON**

- Only player in Oregon history to lead the team in tackles four straight seasons (2016-19); finished third in program history in career tackles (397).
- Left Oregon second among Power Five players with 397 career tackles and had 19 games with 10+ tackles, tying a school record.
- Started 48 of 50 career games for Ducks, notching 397 tackles, 15 sacks, five INTs, 14 PBU, 44 TFL, three FF, one FR. Best season was 2018 with 115 tackles, 2.0 sacks and one INT. Started 39 straight games from 2017-19.
- Named to The Associated Press All-Pac-12 First Team in 2019, Coaches All-Pac-12 Second Team in 2017 and 2018 and Coaches All-Pac-12 Honorable Mention in 2016.
- Played the final eight games of his career with a cast on his right hand due to a broken thumb and finished his senior season.
- Helped Oregon improve its record every year on campus going 4-8 in 2016, 7-6 in 2017 (Las Vegas Bowl loss to Boise State), 9-4 in 2018 (RedBox Bowl win over Michigan State) and 12-2 in 2019 (Rose Bowl win over Wisconsin).

**PREP - NORCO (CALIF.)**

- Enrolled early at Oregon in January 2016, a consensus 3-star.
- First-Team All-CIF and Co-Defensive Player of the Year in the Big VIII League as a senior.

**TROY DYE'S NFL REGULAR SEASON DEFENSIVE STATISTICS**

| DATE              | TEAM    | GP        | TACKLES  |           |           |           |          |          |            | INTERCEPTIONS |          |          |          |          | O. FUMB  |          |          |          | ST       |          |          | MISC      |           |          |          |          |          |          |
|-------------------|---------|-----------|----------|-----------|-----------|-----------|----------|----------|------------|---------------|----------|----------|----------|----------|----------|----------|----------|----------|----------|----------|----------|-----------|-----------|----------|----------|----------|----------|----------|
|                   |         |           | GS       | TK        | S         | A         | TFL      | YDS      | SK         | YDS           | QBH      | NO       | YDS      | LG       | TD       | PD       | FF       | FR       | TD       | YDS      | TK       | S         | A         | FF       | FR       | S        | A        |          |
| 2023              | Vikings | 9         | 0        | 2         | 1         | 1         | 0        | 0        | 0.0        | 0.0           | 0        | 0        | 0        | 0        | 0        | 0        | 0        | 0        | 0        | 0        | 0        | 2         | 2         | 0        | 1        | 0        | 0        | 0        |
| 2022              | Vikings | 17        | 0        | 4         | 1         | 3         | 0        | 0        | 0.0        | 0.0           | 0        | 0        | 0        | 0        | 0        | 0        | 0        | 0        | 0        | 0        | 0        | 11        | 7         | 4        | 0        | 1        | 0        | 0        |
| 2021              | Vikings | 17        | 1        | 9         | 3         | 6         | 0        | 0        | 0.0        | 0.0           | 0        | 0        | 0        | 0        | 0        | 0        | 0        | 0        | 0        | 0        | 0        | 11        | 9         | 2        | 0        | 0        | 0        | 0        |
| 2020              | Vikings | 11        | 5        | 27        | 13        | 14        | 0        | 0        | 0.0        | 0.0           | 1        | 0        | 0        | 0        | 0        | 2        | 0        | 0        | 0        | 0        | 0        | 1         | 0         | 1        | 0        | 0        | 0        | 0        |
| <b>NFL TOTALS</b> |         | <b>54</b> | <b>6</b> | <b>42</b> | <b>18</b> | <b>24</b> | <b>0</b> | <b>0</b> | <b>0.0</b> | <b>0.0</b>    | <b>1</b> | <b>0</b> | <b>0</b> | <b>0</b> | <b>0</b> | <b>0</b> | <b>0</b> | <b>0</b> | <b>0</b> | <b>0</b> | <b>0</b> | <b>25</b> | <b>18</b> | <b>7</b> | <b>1</b> | <b>1</b> | <b>0</b> | <b>0</b> |

**SINGLE-GAME HIGHS: DEFENSIVE**

**Total Tackles**  
**Solo Tackles**

6 vs. CHI, Dec 20, 2020  
4 vs. JAX, Dec 06, 2020

**Passes Defensed**

1 at DET, Jan 03, 2021  
...1 more at 1.

**Special Teams Tackles**

2 vs. PIT, Dec 09, 2021  
...2 more at 2.

**2023 GAME-BY-GAME REGULAR-SEASON STATISTICS (VIKINGS)**

| DATE               | OPPONENT    | P/S        | TACKLES  |          |          |          |          |          |          | INTERCEPTIONS |          |          |          |          | O. FUMB  |          |          |          | ST       |          |          | MISC     |          |          |          |          |          |            |       |
|--------------------|-------------|------------|----------|----------|----------|----------|----------|----------|----------|---------------|----------|----------|----------|----------|----------|----------|----------|----------|----------|----------|----------|----------|----------|----------|----------|----------|----------|------------|-------|
|                    |             |            | TK       | S        | A        | SK       | YDS      | TFL      | YDS      | QBH           | NO       | YDS      | LG       | TD       | PD       | FF       | FR       | TD       | YDS      | TK       | S        | A        | FF       | FR       | S        | A        | W/L      | SCORE      |       |
| 09/10              | Buccaneers  | P          | 1        | 0        | 1        | 0        | 0        | 0        | 0        | 0             | 0        | 0        | 0        | 0        | 0        | 0        | 0        | 0        | 0        | 0        | 0        | 0        | 0        | 0        | 0        | 0        | 0        | L          | 17-20 |
| 09/14              | at Eagles   | P          | 0        | 0        | 0        | 0        | 0        | 0        | 0        | 0             | 0        | 0        | 0        | 0        | 0        | 0        | 0        | 0        | 0        | 0        | 1        | 1        | 0        | 1        | 0        | 0        | 0        | L          | 28-34 |
| 09/24              | Chargers    | P          | 0        | 0        | 0        | 0        | 0        | 0        | 0        | 0             | 0        | 0        | 0        | 0        | 0        | 0        | 0        | 0        | 0        | 0        | 0        | 0        | 0        | 0        | 0        | 0        | L        | 24-28      |       |
| 10/01              | at Panthers | P          | 0        | 0        | 0        | 0        | 0        | 0        | 0        | 0             | 0        | 0        | 0        | 0        | 0        | 0        | 0        | 0        | 0        | 0        | 1        | 1        | 0        | 0        | 0        | 0        | 0        | W          | 21-13 |
| 10/08              | Chiefs      | P          | 1        | 1        | 0        | 0        | 0        | 0        | 0        | 0             | 0        | 0        | 0        | 0        | 0        | 0        | 0        | 0        | 0        | 0        | 0        | 0        | 0        | 0        | 0        | 0        | L        | 20-27      |       |
| 10/15              | at Bears    | P          | 0        | 0        | 0        | 0        | 0        | 0        | 0        | 0             | 0        | 0        | 0        | 0        | 0        | 0        | 0        | 0        | 0        | 0        | 0        | 0        | 0        | 0        | 0        | 0        | W        | 19-13      |       |
| 10/23              | 49ers       | P          | 0        | 0        | 0        | 0        | 0        | 0        | 0        | 0             | 0        | 0        | 0        | 0        | 0        | 0        | 0        | 0        | 0        | 0        | 0        | 0        | 0        | 0        | 0        | 0        | W        | 22-17      |       |
| 10/29              | at Packers  | P          | 0        | 0        | 0        | 0        | 0        | 0        | 0        | 0             | 0        | 0        | 0        | 0        | 0        | 0        | 0        | 0        | 0        | 0        | 0        | 0        | 0        | 0        | 0        | 0        | W        | 24-10      |       |
| 11/05              | at Falcons  | P          | 0        | 0        | 0        | 0        | 0        | 0        | 0        | 0             | 0        | 0        | 0        | 0        | 0        | 0        | 0        | 0        | 0        | 0        | 0        | 0        | 0        | 0        | 0        | 0        | W        | 31-28      |       |
| <b>2023 TOTALS</b> |             | <b>9-0</b> | <b>2</b> | <b>1</b> | <b>1</b> | <b>0</b> | <b>0</b> | <b>0</b> | <b>0</b> | <b>0</b>      | <b>0</b> | <b>0</b> | <b>0</b> | <b>0</b> | <b>0</b> | <b>0</b> | <b>0</b> | <b>0</b> | <b>0</b> | <b>0</b> | <b>2</b> | <b>2</b> | <b>0</b> | <b>1</b> | <b>0</b> | <b>0</b> | <b>0</b> | <b>5-4</b> |       |

**2022 GAME-BY-GAME REGULAR-SEASON STATISTICS (VIKINGS)**

| DATE               | OPPONENT         | P/S         | TACKLES  |          |          |            |            |          | INTERCEPTIONS |          |          |          |          | O. FUMB  |          |          |          | ST       |           |          |          | MISC     |          | W/L/T    | SCORE    |             |        |
|--------------------|------------------|-------------|----------|----------|----------|------------|------------|----------|---------------|----------|----------|----------|----------|----------|----------|----------|----------|----------|-----------|----------|----------|----------|----------|----------|----------|-------------|--------|
|                    |                  |             | TK       | S        | A        | SK         | YDS        | TFL      | YDS           | QBH      | NO       | YDS      | LG       | TD       | PD       | FF       | FR       | TD       | YDS       | TK       | S        | A        | FF       |          |          | FR          | S      |
| 09/11              | Packers          | P           | 0        | 0        | 0        | 0.0        | 0.0        | 0        | 0             | 0        | 0        | 0        | 0        | 0        | 0        | 0        | 0        | 0        | 0         | 0        | 0        | 0        | 0        | 0        | 0        | W           | 23-7   |
| 09/19              | at Eagles        | P           | 0        | 0        | 0        | 0.0        | 0.0        | 0        | 0             | 0        | 0        | 0        | 0        | 0        | 0        | 0        | 0        | 0        | 2         | 2        | 0        | 0        | 0        | 0        | 0        | L           | 7-24   |
| 09/25              | Lions            | P           | 0        | 0        | 0        | 0.0        | 0.0        | 0        | 0             | 0        | 0        | 0        | 0        | 0        | 0        | 0        | 0        | 0        | 1         | 1        | 0        | 0        | 0        | 0        | 0        | W           | 28-24  |
| 10/02              | at Saints        | P           | 1        | 0        | 1        | 0.0        | 0.0        | 0        | 0             | 0        | 0        | 0        | 0        | 0        | 0        | 0        | 0        | 0        | 1         | 1        | 0        | 0        | 0        | 0        | 0        | W           | 28-25  |
| 10/09              | Bears            | P           | 0        | 0        | 0        | 0.0        | 0.0        | 0        | 0             | 0        | 0        | 0        | 0        | 0        | 0        | 0        | 0        | 0        | 0         | 0        | 0        | 0        | 0        | 0        | 0        | W           | 29-22  |
| 10/16              | at Dolphins      | P           | 0        | 0        | 0        | 0.0        | 0.0        | 0        | 0             | 0        | 0        | 0        | 0        | 0        | 0        | 0        | 0        | 0        | 0         | 0        | 0        | 0        | 0        | 0        | 0        | W           | 24-16  |
| 10/30              | Cardinals        | P           | 0        | 0        | 0        | 0.0        | 0.0        | 0        | 0             | 0        | 0        | 0        | 0        | 0        | 0        | 0        | 0        | 0        | 0         | 0        | 0        | 0        | 1        | 0        | 0        | W           | 34-26  |
| 11/06              | at<br>Commanders | P           | 0        | 0        | 0        | 0.0        | 0.0        | 0        | 0             | 0        | 0        | 0        | 0        | 0        | 0        | 0        | 0        | 0        | 2         | 0        | 2        | 0        | 0        | 0        | 0        | W           | 20-17  |
| 11/13              | at Bills         | P           | 0        | 0        | 0        | 0.0        | 0.0        | 0        | 0             | 0        | 0        | 0        | 0        | 0        | 0        | 0        | 0        | 0        | 1         | 0        | 1        | 0        | 0        | 0        | 0        | W           | 33-30+ |
| 11/20              | Cowboys          | P           | 1        | 0        | 1        | 0.0        | 0.0        | 0        | 0             | 0        | 0        | 0        | 0        | 0        | 0        | 0        | 0        | 0        | 0         | 0        | 0        | 0        | 0        | 0        | 0        | L           | 3-40   |
| 11/24              | Patriots         | P           | 0        | 0        | 0        | 0.0        | 0.0        | 0        | 0             | 0        | 0        | 0        | 0        | 0        | 0        | 0        | 0        | 0        | 1         | 1        | 0        | 0        | 0        | 0        | 0        | W           | 33-26  |
| 12/04              | Jets             | P           | 0        | 0        | 0        | 0.0        | 0.0        | 0        | 0             | 0        | 0        | 0        | 0        | 0        | 0        | 0        | 0        | 0        | 0         | 0        | 0        | 0        | 0        | 0        | 0        | W           | 27-22  |
| 12/11              | at Lions         | P           | 0        | 0        | 0        | 0.0        | 0.0        | 0        | 0             | 0        | 0        | 0        | 0        | 0        | 0        | 0        | 0        | 0        | 0         | 0        | 0        | 0        | 0        | 0        | 0        | L           | 23-34  |
| 12/17              | Colts            | P           | 0        | 0        | 0        | 0.0        | 0.0        | 0        | 0             | 0        | 0        | 0        | 0        | 0        | 0        | 0        | 0        | 0        | 2         | 1        | 1        | 0        | 0        | 0        | 0        | W           | 39-36+ |
| 12/24              | Giants           | P           | 0        | 0        | 0        | 0.0        | 0.0        | 0        | 0             | 0        | 0        | 0        | 0        | 0        | 0        | 0        | 0        | 0        | 1         | 1        | 0        | 0        | 0        | 0        | 0        | W           | 27-24  |
| 01/01              | at Packers       | P           | 0        | 0        | 0        | 0.0        | 0.0        | 0        | 0             | 0        | 0        | 0        | 0        | 0        | 0        | 0        | 0        | 0        | 0         | 0        | 0        | 0        | 0        | 0        | 0        | L           | 17-41  |
| 01/08              | at Bears         | P           | 2        | 1        | 1        | 0.0        | 0.0        | 0        | 0             | 0        | 0        | 0        | 0        | 0        | 0        | 0        | 0        | 0        | 0         | 0        | 0        | 0        | 0        | 0        | 0        | W           | 29-13  |
| <b>2022 TOTALS</b> |                  | <b>17-0</b> | <b>4</b> | <b>1</b> | <b>3</b> | <b>0.0</b> | <b>0.0</b> | <b>0</b> | <b>0</b>      | <b>0</b> | <b>0</b> | <b>0</b> | <b>0</b> | <b>0</b> | <b>0</b> | <b>0</b> | <b>0</b> | <b>0</b> | <b>11</b> | <b>7</b> | <b>4</b> | <b>0</b> | <b>1</b> | <b>0</b> | <b>0</b> | <b>13-4</b> |        |

+ - Overtime

**2021 GAME-BY-GAME REGULAR-SEASON STATISTICS (VIKINGS)**

| DATE               | OPPONENT     | P/S         | TACKLES  |          |          |            |            |          | INTERCEPTIONS |          |          |          |          | O. FUMB  |          |          |          | ST        |          |          |          | MISC     |          | W/L/T    | SCORE      |    |        |
|--------------------|--------------|-------------|----------|----------|----------|------------|------------|----------|---------------|----------|----------|----------|----------|----------|----------|----------|----------|-----------|----------|----------|----------|----------|----------|----------|------------|----|--------|
|                    |              |             | TK       | S        | A        | SK         | YDS        | TFL      | YDS           | QBH      | NO       | YDS      | LG       | TD       | PD       | FF       | FR       | TD        | YDS      | TK       | S        | A        | FF       |          |            | FR | S      |
| 09/12              | at Bengals   | P           | 0        | 0        | 0        | 0.0        | 0.0        | 0        | 0             | 0        | 0        | 0        | 0        | 0        | 0        | 0        | 0        | 0         | 1        | 1        | 0        | 0        | 0        | 0        | 0          | L  | 24-27+ |
| 09/19              | at Cardinals | P           | 0        | 0        | 0        | 0.0        | 0.0        | 0        | 0             | 0        | 0        | 0        | 0        | 0        | 0        | 0        | 0        | 0         | 2        | 2        | 0        | 0        | 0        | 0        | 0          | L  | 33-34  |
| 09/26              | Seahawks     | P           | 0        | 0        | 0        | 0.0        | 0.0        | 0        | 0             | 0        | 0        | 0        | 0        | 0        | 0        | 0        | 0        | 0         | 0        | 0        | 0        | 0        | 0        | 0        | 0          | W  | 30-17  |
| 10/03              | Browns       | P           | 0        | 0        | 0        | 0.0        | 0.0        | 0        | 0             | 0        | 0        | 0        | 0        | 0        | 0        | 0        | 0        | 0         | 1        | 1        | 0        | 0        | 0        | 0        | 0          | L  | 7-14   |
| 10/10              | Lions        | P           | 0        | 0        | 0        | 0.0        | 0.0        | 0        | 0             | 0        | 0        | 0        | 0        | 0        | 0        | 0        | 0        | 0         | 0        | 0        | 0        | 0        | 0        | 0        | 0          | W  | 19-17  |
| 10/17              | at Panthers  | P           | 0        | 0        | 0        | 0.0        | 0.0        | 0        | 0             | 0        | 0        | 0        | 0        | 0        | 0        | 0        | 0        | 0         | 0        | 0        | 0        | 0        | 0        | 0        | 0          | W  | 34-28+ |
| 10/31              | Cowboys      | P           | 0        | 0        | 0        | 0.0        | 0.0        | 0        | 0             | 0        | 0        | 0        | 0        | 0        | 0        | 0        | 0        | 0         | 0        | 0        | 0        | 0        | 0        | 0        | 0          | L  | 16-20  |
| 11/07              | at Ravens    | P           | 0        | 0        | 0        | 0.0        | 0.0        | 0        | 0             | 0        | 0        | 0        | 0        | 0        | 0        | 0        | 0        | 0         | 0        | 0        | 0        | 0        | 0        | 0        | 0          | L  | 31-34+ |
| 11/14              | at Chargers  | P           | 0        | 0        | 0        | 0.0        | 0.0        | 0        | 0             | 0        | 0        | 0        | 0        | 0        | 0        | 0        | 0        | 0         | 2        | 1        | 1        | 0        | 0        | 0        | 0          | W  | 27-20  |
| 11/21              | Packers      | P           | 0        | 0        | 0        | 0.0        | 0.0        | 0        | 0             | 0        | 0        | 0        | 0        | 0        | 0        | 0        | 0        | 0         | 0        | 0        | 0        | 0        | 0        | 0        | 0          | W  | 34-31  |
| 11/28              | at 49ers     | P           | 0        | 0        | 0        | 0.0        | 0.0        | 0        | 0             | 0        | 0        | 0        | 0        | 0        | 0        | 0        | 0        | 0         | 0        | 0        | 0        | 0        | 0        | 0        | 0          | L  | 26-34  |
| 12/05              | at Lions     | P           | 5        | 1        | 4        | 0.0        | 0.0        | 0        | 0             | 0        | 0        | 0        | 0        | 0        | 0        | 0        | 0        | 0         | 0        | 0        | 0        | 0        | 0        | 0        | 0          | L  | 27-29  |
| 12/09              | Steelers     | P           | 0        | 0        | 0        | 0.0        | 0.0        | 0        | 0             | 0        | 0        | 0        | 0        | 0        | 0        | 0        | 0        | 0         | 2        | 2        | 0        | 0        | 0        | 0        | 0          | W  | 36-28  |
| 12/20              | at Bears     | P           | 0        | 0        | 0        | 0.0        | 0.0        | 0        | 0             | 0        | 0        | 0        | 0        | 0        | 0        | 0        | 0        | 0         | 1        | 0        | 1        | 0        | 0        | 0        | 0          | W  | 17-9   |
| 12/26              | Rams         | P           | 0        | 0        | 0        | 0.0        | 0.0        | 0        | 0             | 0        | 0        | 0        | 0        | 0        | 0        | 0        | 0        | 0         | 1        | 1        | 0        | 0        | 0        | 0        | 0          | L  | 23-30  |
| 01/02              | at Packers   | P           | 0        | 0        | 0        | 0.0        | 0.0        | 0        | 0             | 0        | 0        | 0        | 0        | 0        | 0        | 0        | 0        | 0         | 0        | 0        | 0        | 0        | 0        | 0        | 0          | L  | 10-37  |
| 01/09              | Bears        | S           | 4        | 2        | 2        | 0.0        | 0.0        | 0        | 0             | 0        | 0        | 0        | 0        | 0        | 0        | 0        | 0        | 0         | 1        | 1        | 0        | 0        | 0        | 0        | 0          | W  | 31-17  |
| <b>2021 TOTALS</b> |              | <b>17-1</b> | <b>9</b> | <b>3</b> | <b>6</b> | <b>0.0</b> | <b>0.0</b> | <b>0</b> | <b>0</b>      | <b>0</b> | <b>0</b> | <b>0</b> | <b>0</b> | <b>0</b> | <b>0</b> | <b>0</b> | <b>0</b> | <b>11</b> | <b>9</b> | <b>2</b> | <b>0</b> | <b>0</b> | <b>0</b> | <b>0</b> | <b>8-9</b> |    |        |

+ - Overtime

**2020 GAME-BY-GAME REGULAR-SEASON STATISTICS (VIKINGS)**

| DATE               | OPPONENT      | P/S        | TACKLES         |          |           |            |            |          |          | INTERCEPTIONS |          |          |          |          | O. FUMB  |          |          |          | ST       |          |          |          | MISC     |          | W/L      | SCORE    |          |            |  |
|--------------------|---------------|------------|-----------------|----------|-----------|------------|------------|----------|----------|---------------|----------|----------|----------|----------|----------|----------|----------|----------|----------|----------|----------|----------|----------|----------|----------|----------|----------|------------|--|
|                    |               |            | TK              | S        | A         | SK         | YDS        | TFL      | YDS      | QBH           | NO       | YDS      | LG       | TD       | PD       | FF       | FR       | TD       | YDS      | TK       | S        | A        | FF       | FR       |          |          | S        | A          |  |
| 09/13              | Packers       | P          | 0               | 0        | 0         | 0.0        | 0.0        | 0        | 0        | 0             | 0        | 0        | 0        | 0        | 0        | 0        | 0        | 0        | 0        | 0        | 0        | 0        | 0        | 0        | 0        | 0        | L        | 34-43      |  |
| 09/20              | at Colts      | P          | 0               | 0        | 0         | 0.0        | 0.0        | 0        | 0        | 0             | 0        | 0        | 0        | 0        | 0        | 0        | 0        | 0        | 0        | 0        | 0        | 0        | 0        | 0        | 0        | 0        | L        | 11-28      |  |
| 09/27              | Titans        |            | DID NOT PLAY    |          |           |            |            |          |          |               |          |          |          |          |          |          |          |          |          |          |          | L        | 30-31    |          |          |          |          |            |  |
| 10/04              | at Texans     |            | INJURED RESERVE |          |           |            |            |          |          |               |          |          |          |          |          |          |          |          |          |          |          | W        | 31-23    |          |          |          |          |            |  |
| 10/11              | at Seahawks   |            | INJURED RESERVE |          |           |            |            |          |          |               |          |          |          |          |          |          |          |          |          |          |          | L        | 26-27    |          |          |          |          |            |  |
| 10/18              | Falcons       |            | INJURED RESERVE |          |           |            |            |          |          |               |          |          |          |          |          |          |          |          |          |          |          | L        | 23-40    |          |          |          |          |            |  |
| 11/01              | at Packers    |            | NOT ON ROSTER   |          |           |            |            |          |          |               |          |          |          |          |          |          |          |          |          |          |          | W        | 28-22    |          |          |          |          |            |  |
| 11/08              | Lions         |            | NOT ON ROSTER   |          |           |            |            |          |          |               |          |          |          |          |          |          |          |          |          |          |          | W        | 34-20    |          |          |          |          |            |  |
| 11/16              | at Bears      | P          | 2               | 0        | 2         | 0.0        | 0.0        | 0        | 0        | 1             | 0        | 0        | 0        | 0        | 1        | 0        | 0        | 0        | 0        | 1        | 0        | 1        | 0        | 0        | 0        | 0        | W        | 19-13      |  |
| 11/22              | Cowboys       | P          | 1               | 1        | 0         | 0.0        | 0.0        | 0        | 0        | 0             | 0        | 0        | 0        | 0        | 0        | 0        | 0        | 0        | 0        | 0        | 0        | 0        | 0        | 0        | 0        | 0        | L        | 28-31      |  |
| 11/29              | Panthers      | S          | 3               | 1        | 2         | 0.0        | 0.0        | 0        | 0        | 0             | 0        | 0        | 0        | 0        | 0        | 0        | 0        | 0        | 0        | 0        | 0        | 0        | 0        | 0        | 0        | 0        | W        | 28-27      |  |
| 12/06              | Jaguars       | P          | 4               | 4        | 0         | 0.0        | 0.0        | 0        | 0        | 0             | 0        | 0        | 0        | 0        | 0        | 0        | 0        | 0        | 0        | 0        | 0        | 0        | 0        | 0        | 0        | 0        | W        | 27-24+     |  |
| 12/13              | at Buccaneers | S          | 1               | 1        | 0         | 0.0        | 0.0        | 0        | 0        | 0             | 0        | 0        | 0        | 0        | 0        | 0        | 0        | 0        | 0        | 0        | 0        | 0        | 0        | 0        | 0        | 0        | L        | 14-26      |  |
| 12/20              | Bears         | S          | 6               | 1        | 5         | 0.0        | 0.0        | 0        | 0        | 0             | 0        | 0        | 0        | 0        | 0        | 0        | 0        | 0        | 0        | 0        | 0        | 0        | 0        | 0        | 0        | 0        | L        | 27-33      |  |
| 12/25              | at Saints     |            | INACTIVE        |          |           |            |            |          |          |               |          |          |          |          |          |          |          |          |          |          |          | L        | 33-52    |          |          |          |          |            |  |
| 01/03              | at Lions      | P          | 4               | 1        | 3         | 0.0        | 0.0        | 0        | 0        | 0             | 0        | 0        | 0        | 0        | 1        | 0        | 0        | 0        | 0        | 0        | 0        | 0        | 0        | 0        | 0        | 0        | W        | 37-35      |  |
| <b>2020 TOTALS</b> |               | <b>9-3</b> | <b>21</b>       | <b>9</b> | <b>12</b> | <b>0.0</b> | <b>0.0</b> | <b>0</b> | <b>0</b> | <b>1</b>      | <b>0</b> | <b>0</b> | <b>0</b> | <b>0</b> | <b>2</b> | <b>0</b> | <b>0</b> | <b>0</b> | <b>0</b> | <b>0</b> | <b>1</b> | <b>0</b> | <b>1</b> | <b>0</b> | <b>0</b> | <b>0</b> | <b>0</b> | <b>7-9</b> |  |

+ - Overtime



# AKAYLEB EVANS



# 21

## CORNERBACK

**Ht:** 6-2

**DOB:** 6-22-99

**Vikings Season:** 2

**Acquired:** D4 '22

**Wt:** 198

**College:** Missouri

**NFL Season:** 2

**2023 GP/GS**

9/9

**CAREER GP/GS**

19/11

**PLAYOFF GP/GS**

0/0

### KEY TRANSACTIONS

- Fourth-round (118th overall) pick out of Missouri in the 2022 NFL Draft, the third DB of the Vikings 2022 Draft class.

### OFF THE FIELD

- Son of Calvin and Nita Evans.
- Earned his bachelor's degree in organizational studies from Tulsa in Spring 2021.
- Pursuing his master's degree from Missouri.
- Played cornerback at Tulsa and Missouri.
- Earned a medical hardship in 2019 after suffering a season-ending shoulder injury (Tulsa).
- Invited to the 2022 Reese's Senior Bowl.
- His favorite professional athlete is LeBron James, and Friday is his favorite movie.
- Was a member of the Student Athlete Advisory Committee at Tulsa.
- Has two older siblings.
- Launched the Akayleb Evans Foundation in 2017 in McKinney, Texas.
- Served as the co-vice president of the Black Men's Initiative at Tulsa.

### CAREER NOTES

#### 2023 | MINNESOTA VIKINGS

- Started all nine games in 2023 and has three forced fumbles, tied second in the NFL among all defensive backs.
- Tallied seven tackles and a forced fumble at Chicago (10/15) and again recorded the exact stat line at Atlanta (11/5), forcing a momentum changing fumble on Falcons RB Bijan Robinson.
- Recorded a career-high two passes defended Week 1 vs. Tampa Bay (9/10).

#### 2022 | MINNESOTA VIKINGS

- Placed on IR prior to the game at Detroit (12/11).
- Returned from injury to start vs. New York Jets (12/4) and totaled 6 tackles and a pass defended before leaving with another injury.
- Started his first career game at Buffalo (11/13) and totaled 6 tackles and forced his first career fumble before leaving with a concussion.
- Played a career-high 45 defensive snaps at Washington (11/6), recording a career-high four tackles on defense and two on special teams, and recording his first career tackle for loss, finishing with two, and his first career pass defended, breaking up a pass on a fourth down attempt.
- Saw extended time on defense, playing in 21 snaps at Philadelphia (9/19).
- Made NFL debut in Week 1 vs. Green Bay, playing six snaps on defense and 10 on special teams, tallying one tackle on defense.

#### COLLEGE - TULSA/MISSOURI

- At Missouri in 2021, appeared in 11 games (eight starts) and racked up 30 tackles on the season (27 solo), in addition to six pass breakups, two forced fumbles, a tackle for a loss and an interception.
- Recorded a season-high eight tackles at Boston College (9/26/21), six of which were solo.
- Played in 21 games (15 starts) at Tulsa.
- Suffered a season-ending shoulder injury in 2019 and earned a medical hardship.

- Played in nine games (starting six) as a true freshman in 2017 and had 26 tackles and two pass breakups on the season.

## HONORS

- 2019 NFF/Oklahoma Sports Hall of Fame Player of the Year.

## PREP - MCKINNEY (TEXAS)

- Two-year letterwinner and starter at McKinney High School, where he played cornerback.
- Tallied 48 tackles, five pass breakups and a fumble recovery in eight games as a cornerback his senior season.
- Recorded 80 tackles as a junior.
- Earned Second-Team All-District 10-6A accolades as a senior.
- Totaled 128 career tackles, including 85 solos.

## AKAYLEB EVANS' NFL REGULAR SEASON DEFENSIVE STATISTICS

| DATE              | TEAM    | GP        | TACKLES   |           |           |           |          |          |            | INTERCEPTIONS |          |          |          |          |          | O. FUMB  |          |          |          | ST       |          |          |          | MISC     |          |          |          |          |   |
|-------------------|---------|-----------|-----------|-----------|-----------|-----------|----------|----------|------------|---------------|----------|----------|----------|----------|----------|----------|----------|----------|----------|----------|----------|----------|----------|----------|----------|----------|----------|----------|---|
|                   |         |           | GS        | TK        | S         | A         | TFL      | YDS      | SK         | YDS           | QBH      | NO       | YDS      | LG       | TD       | PD       | FF       | FR       | TD       | YDS      | TK       | S        | A        | FF       | FR       | S        | A        |          |   |
| 2023              | Vikings | 9         | 9         | 47        | 35        | 12        | 0        | 0        | 0.0        | 0.0           | 0        | 0        | 0        | 0        | 0        | 4        | 3        | 0        | 0        | 0        | 0        | 0        | 0        | 0        | 0        | 0        | 0        | 0        | 0 |
| 2022              | Vikings | 10        | 2         | 21        | 18        | 3         | 3        | 2        | 0.0        | 0.0           | 0        | 0        | 0        | 0        | 0        | 2        | 1        | 0        | 0        | 0        | 0        | 2        | 1        | 1        | 0        | 0        | 0        | 0        |   |
| <b>NFL TOTALS</b> |         | <b>19</b> | <b>11</b> | <b>68</b> | <b>53</b> | <b>15</b> | <b>3</b> | <b>2</b> | <b>0.0</b> | <b>0.0</b>    | <b>0</b> | <b>0</b> | <b>0</b> | <b>0</b> | <b>0</b> | <b>6</b> | <b>4</b> | <b>0</b> | <b>0</b> | <b>0</b> | <b>2</b> | <b>1</b> | <b>1</b> | <b>0</b> | <b>0</b> | <b>0</b> | <b>0</b> | <b>0</b> |   |

## SINGLE-GAME HIGHS: DEFENSIVE

**Total Tackles**  
**Solo Tackles**

11 vs. LAC, Sep 24, 2023  
7 vs. LAC, Sep 24, 2023

**Passes Defensed**  
**Forced Fumbles**

2 vs. TB, Sep 10, 2023  
1 at ATL, Nov 05, 2023  
...3 more at 1.

## 2023 GAME-BY-GAME REGULAR-SEASON STATISTICS (VIKINGS)

| DATE               | OPPONENT    | P/S        | TACKLES   |           |           |            |            |          |          | INTERCEPTIONS |          |          |          |          |          | O. FUMB  |          |          |          | ST       |          |          |          | MISC     |          | SCORE    |            |       |       |
|--------------------|-------------|------------|-----------|-----------|-----------|------------|------------|----------|----------|---------------|----------|----------|----------|----------|----------|----------|----------|----------|----------|----------|----------|----------|----------|----------|----------|----------|------------|-------|-------|
|                    |             |            | TK        | S         | A         | SK         | YDS        | TFL      | YDS      | QBH           | NO       | YDS      | LG       | TD       | PD       | FF       | FR       | TD       | YDS      | TK       | S        | A        | FF       | FR       | S        |          | A          | W/L   |       |
| 09/10              | Buccaneers  | S          | 4         | 4         | 0         | 0.0        | 0.0        | 0        | 0        | 0             | 0        | 0        | 0        | 0        | 2        | 0        | 0        | 0        | 0        | 0        | 0        | 0        | 0        | 0        | 0        | 0        | 0          | L     | 17-20 |
| 09/14              | at Eagles   | S          | 7         | 3         | 4         | 0.0        | 0.0        | 0        | 0        | 0             | 0        | 0        | 0        | 0        | 1        | 0        | 0        | 0        | 0        | 0        | 0        | 0        | 0        | 0        | 0        | 0        | L          | 28-34 |       |
| 09/24              | Chargers    | S          | 11        | 7         | 4         | 0.0        | 0.0        | 0        | 0        | 0             | 0        | 0        | 0        | 0        | 1        | 0        | 0        | 0        | 0        | 0        | 0        | 0        | 0        | 0        | 0        | L        | 24-28      |       |       |
| 10/01              | at Panthers | S          | 1         | 1         | 0         | 0.0        | 0.0        | 0        | 0        | 0             | 0        | 0        | 0        | 0        | 0        | 0        | 0        | 0        | 0        | 0        | 0        | 0        | 0        | 0        | 0        | W        | 21-13      |       |       |
| 10/08              | Chiefs      | S          | 2         | 2         | 0         | 0.0        | 0.0        | 0        | 0        | 0             | 0        | 0        | 0        | 0        | 0        | 0        | 0        | 0        | 0        | 0        | 0        | 0        | 0        | 0        | 0        | L        | 20-27      |       |       |
| 10/15              | at Bears    | S          | 7         | 5         | 2         | 0.0        | 0.0        | 0        | 0        | 0             | 0        | 0        | 0        | 0        | 1        | 0        | 0        | 0        | 0        | 0        | 0        | 0        | 0        | 0        | 0        | W        | 19-13      |       |       |
| 10/23              | 49ers       | S          | 4         | 4         | 0         | 0.0        | 0.0        | 0        | 0        | 0             | 0        | 0        | 0        | 0        | 0        | 0        | 0        | 0        | 0        | 0        | 0        | 0        | 0        | 0        | 0        | W        | 22-17      |       |       |
| 10/29              | at Packers  | S          | 4         | 4         | 0         | 0.0        | 0.0        | 0        | 0        | 0             | 0        | 0        | 0        | 0        | 1        | 0        | 0        | 0        | 0        | 0        | 0        | 0        | 0        | 0        | 0        | W        | 24-10      |       |       |
| 11/05              | at Falcons  | S          | 7         | 5         | 2         | 0.0        | 0.0        | 0        | 0        | 0             | 0        | 0        | 0        | 0        | 1        | 0        | 0        | 0        | 0        | 0        | 0        | 0        | 0        | 0        | 0        | W        | 31-28      |       |       |
| <b>2023 TOTALS</b> |             | <b>9-9</b> | <b>47</b> | <b>35</b> | <b>12</b> | <b>0.0</b> | <b>0.0</b> | <b>0</b> | <b>0</b> | <b>0</b>      | <b>0</b> | <b>0</b> | <b>0</b> | <b>0</b> | <b>4</b> | <b>3</b> | <b>0</b> | <b>0</b> | <b>0</b> | <b>0</b> | <b>0</b> | <b>0</b> | <b>0</b> | <b>0</b> | <b>0</b> | <b>0</b> | <b>5-4</b> |       |       |

**2022 GAME-BY-GAME REGULAR-SEASON STATISTICS (VIKINGS)**

| DATE               | OPPONENT         | P/S         | TACKLES          |           |          |            |            |          |          | INTERCEPTIONS |          |          |          |          | O. FUMB  |          |          |          | ST       |          |          |          | MISC     |          | SCORE    |          |             |       |
|--------------------|------------------|-------------|------------------|-----------|----------|------------|------------|----------|----------|---------------|----------|----------|----------|----------|----------|----------|----------|----------|----------|----------|----------|----------|----------|----------|----------|----------|-------------|-------|
|                    |                  |             | TK               | S         | A        | SK         | YDS        | TFL      | YDS      | QBH           | NO       | YDS      | LG       | TD       | PD       | FF       | FR       | TD       | YDS      | TK       | S        | A        | FF       | FR       |          | S        | A           | W/L   |
| 09/11              | Packers          | P           | 1                | 1         | 0        | 0.0        | 0.0        | 0        | 0        | 0             | 0        | 0        | 0        | 0        | 0        | 0        | 0        | 0        | 0        | 0        | 0        | 0        | 0        | 0        | 0        | 0        | W           | 23-7  |
| 09/19              | at Eagles        | P           | 2                | 2         | 0        | 0.0        | 0.0        | 0        | 0        | 0             | 0        | 0        | 0        | 0        | 0        | 0        | 0        | 0        | 0        | 0        | 0        | 0        | 0        | 0        | 0        | L        | 7-24        |       |
| 09/25              | Lions            | P           | 0                | 0         | 0        | 0.0        | 0.0        | 0        | 0        | 0             | 0        | 0        | 0        | 0        | 0        | 0        | 0        | 0        | 0        | 0        | 0        | 0        | 0        | 0        | 0        | W        | 28-24       |       |
| 10/02              | at Saints        | P           | 1                | 1         | 0        | 0.0        | 0.0        | 0        | 0        | 0             | 0        | 0        | 0        | 0        | 0        | 0        | 0        | 0        | 0        | 0        | 0        | 0        | 0        | 0        | 0        | W        | 28-25       |       |
| 10/09              | Bears            | P           | 0                | 0         | 0        | 0.0        | 0.0        | 0        | 0        | 0             | 0        | 0        | 0        | 0        | 0        | 0        | 0        | 0        | 0        | 0        | 0        | 0        | 0        | 0        | 0        | W        | 29-22       |       |
| 10/16              | at Dolphins      | P           | 0                | 0         | 0        | 0.0        | 0.0        | 0        | 0        | 0             | 0        | 0        | 0        | 0        | 0        | 0        | 0        | 0        | 0        | 0        | 0        | 0        | 0        | 0        | 0        | W        | 24-16       |       |
| 10/30              | Cardinals        | P           | 0                | 0         | 0        | 0.0        | 0.0        | 0        | 0        | 0             | 0        | 0        | 0        | 0        | 0        | 0        | 0        | 0        | 0        | 0        | 0        | 0        | 0        | 0        | 0        | W        | 34-26       |       |
| 11/06              | at<br>Commanders | P           | 5                | 3         | 2        | 0.0        | 0.0        | 2        | 1        | 0             | 0        | 0        | 0        | 0        | 1        | 0        | 0        | 0        | 0        | 2        | 1        | 1        | 0        | 0        | 0        | 0        | W           | 20-17 |
| 11/13              | at Bills         | S           | 6                | 5         | 1        | 0.0        | 0.0        | 1        | 1        | 0             | 0        | 0        | 0        | 0        | 0        | 1        | 0        | 0        | 0        | 0        | 0        | 0        | 0        | 0        | 0        | W        | 33-30+      |       |
| 11/20              | Cowboys          |             | ON INACTIVE LIST |           |          |            |            |          |          |               |          |          |          |          |          |          |          |          |          |          |          |          |          | L        | 3-40     |          |             |       |
| 11/24              | Patriots         |             | INACTIVE         |           |          |            |            |          |          |               |          |          |          |          |          |          |          |          |          |          |          |          |          |          | W        | 33-26    |             |       |
| 12/04              | Jets             | S           | 6                | 6         | 0        | 0.0        | 0.0        | 0        | 0        | 0             | 0        | 0        | 0        | 1        | 0        | 0        | 0        | 0        | 0        | 0        | 0        | 0        | 0        | 0        | 0        | W        | 27-22       |       |
| 12/11              | at Lions         |             | DID NOT PLAY     |           |          |            |            |          |          |               |          |          |          |          |          |          |          |          |          |          |          |          |          |          | L        | 23-34    |             |       |
| 12/17              | Colts            |             | DID NOT PLAY     |           |          |            |            |          |          |               |          |          |          |          |          |          |          |          |          |          |          |          |          |          | W        | 39-36+   |             |       |
| 12/24              | Giants           |             | DID NOT PLAY     |           |          |            |            |          |          |               |          |          |          |          |          |          |          |          |          |          |          |          |          |          | W        | 27-24    |             |       |
| 01/01              | at Packers       |             | INJURED RESERVE  |           |          |            |            |          |          |               |          |          |          |          |          |          |          |          |          |          |          |          |          |          | L        | 17-41    |             |       |
| 01/08              | at Bears         |             | INJURED RESERVE  |           |          |            |            |          |          |               |          |          |          |          |          |          |          |          |          |          |          |          |          |          | W        | 29-13    |             |       |
| <b>2022 TOTALS</b> |                  | <b>10-2</b> | <b>21</b>        | <b>18</b> | <b>3</b> | <b>0.0</b> | <b>0.0</b> | <b>3</b> | <b>2</b> | <b>0</b>      | <b>0</b> | <b>0</b> | <b>0</b> | <b>0</b> | <b>2</b> | <b>1</b> | <b>0</b> | <b>0</b> | <b>0</b> | <b>2</b> | <b>1</b> | <b>1</b> | <b>0</b> | <b>0</b> | <b>0</b> | <b>0</b> | <b>13-4</b> |       |

+ - Overtime





# JAREN HALL

# 16

## QUARTERBACK



**Ht:** 6-0

**Wt:** 207

**DOB:** 3-24-98

**College:** BYU

**Vikings Season:** Rookie **NFL Season:** Rookie

**Acquired:** D5c '23

**2023 GP/GS**

2/1

**CAREER GP/GS**

2/1

**PLAYOFF GP/GS**

0/0

### KEY TRANSACTIONS

- Drafted in the fifth round (164th overall) of the 2023 NFL Draft out of BYU.

### OFF THE FIELD

- Majored in exercise & wellness.
- Served a full-time mission in Roseville, Calif.
- Son Kalin and Hollie Hall. Father played running back at BYU (1992-93) and mother was a gymnast at BYU (1993).
- Brother, KJ, also played running back at BYU (2015-17).
- Brother, Kyson, currently plays wide receiver for BYU.
- Married to former Utah Valley soccer player Breanna McCarter (2014-18) and they have a daughter Jayda born in 2021.
- Played varsity basketball in high school.
- Plays golf in his free time.

### CAREER NOTES

#### 2023 | MINNESOTA VIKINGS

- After starting week 9 at Atlanta (11/5), become the first rookie to start a game for the Vikings since Teddy Bridgewater in 2014. Connected on five of his six passing attempts for 78 yards, including a 47-yard completion, before leaving the game with a concussion.
- Made his NFL debut in Week 8 at Green Bay, entering the game for an injured Kirk Cousins. He was 3-of-4 for 23 yards.
- Was active for his first career game vs. Kansas City (10/8) but did not play.
- Was inactive but designated the team's emergency third quarterback for the first four games of the season.

#### COLLEGE - BYU

- Hall played quarterback at BYU from 2018-22 and appeared in 31 games, including 25 starts.
- Served as BYU's starting quarterback over his final two seasons in 2021 and 2022.
- Finished No. 1 at BYU in career interception avoidance percentage with 52 touchdowns to 11 interceptions and a pass efficiency rating of 65.2% (tied with Steve Young for No. 4 all-time at BYU). He racked up 6,174 total-passing yards.
- A dual-threat quarterback, registering 796 yards on the ground with 181 carries and nine touchdowns.
- Pass efficiency rating of 158.2 (No. 4 all-time at BYU).
- Also played on the BYU's baseball team in 2019 and 2020 as an outfielder, playing in 27 games during the 2019 season, including eight starts in the outfield.
- Hit .400 in five games, with three starts during the shortened 2020 COVID season.

### HONORS

- Independent Offensive Player of the Year (2022)
- Independent Quarterback of the Year (2022)
- All-Independent First Team by College Football Network (2022)
- Phil Steele All-Independent First Team (2021, 2022)
- Pro Football Network Independent Quarterback of the Year (2021).

**HIGH SCHOOL - MAPLE MOUNTAIN (UTAH)**

- Earned Deseret News 4A Honorable Mention and Region 8 First Team in 2014 and 2015.
- Selected as Maple Mountain's 2015 Offensive Football Player of the Year.
- For his high school career, he had 5,109 yards passing and 52 touchdowns.
- Rated the No. 3 quarterback in Utah by Scout, and Rivals ranked him the No. 20 dual-threat quarterback in the nation in the 2016 class.

**JAREN HALL'S NFL REGULAR SEASON PASSING STATISTICS**

| DATE          | TEAM    | GP       | GS       | ATT.      | CMP.     | PCT.        | YDS        | AVG.        | TD       | INT.     | LG        | SK       | LST      | RATE         |
|---------------|---------|----------|----------|-----------|----------|-------------|------------|-------------|----------|----------|-----------|----------|----------|--------------|
| 2023          | Vikings | 2        | 1        | 10        | 8        | 80.0        | 101        | 10.1        | 0        | 0        | 47        | 1        | 0        | 108.8        |
| <b>TOTALS</b> |         | <b>2</b> | <b>1</b> | <b>10</b> | <b>8</b> | <b>80.0</b> | <b>101</b> | <b>10.1</b> | <b>0</b> | <b>0</b> | <b>47</b> | <b>1</b> | <b>0</b> | <b>108.8</b> |

**JAREN HALL'S NFL REGULAR SEASON RUSHING STATISTICS**

| DATE          | TEAM    | NO.      | YDS.      | AVG.       | LG       | TD       |
|---------------|---------|----------|-----------|------------|----------|----------|
| 2023          | Vikings | 4        | 10        | 2.5        | 8        | 0        |
| <b>TOTALS</b> |         | <b>4</b> | <b>10</b> | <b>2.5</b> | <b>8</b> | <b>0</b> |

**JAREN HALL'S NFL REGULAR SEASON PASSING/RUSHING STATISTICS**

| DATE          | TEAM    | PASSING  |          |           |          |             |            |             |          |          |           |          |          |              | RUSHING  |           |            |          |          |
|---------------|---------|----------|----------|-----------|----------|-------------|------------|-------------|----------|----------|-----------|----------|----------|--------------|----------|-----------|------------|----------|----------|
|               |         | GP       | GS       | ATT.      | CMP.     | PCT.        | YDS        | AVG.        | TD       | INT.     | LG        | SK       | LST      | RATE         | NO.      | YDS.      | AVG.       | LG       | TD       |
| 2023          | Vikings | 2        | 1        | 10        | 8        | 80.0        | 101        | 10.1        | 0        | 0        | 47        | 1        | 0        | 108.8        | 4        | 10        | 2.5        | 8        | 0        |
| <b>TOTALS</b> |         | <b>2</b> | <b>1</b> | <b>10</b> | <b>8</b> | <b>80.0</b> | <b>101</b> | <b>10.1</b> | <b>0</b> | <b>0</b> | <b>47</b> | <b>1</b> | <b>0</b> | <b>108.8</b> | <b>4</b> | <b>10</b> | <b>2.5</b> | <b>8</b> | <b>0</b> |

**SINGLE-GAME HIGHS: QUARTERBACK**

|                         |                         |                      |                         |
|-------------------------|-------------------------|----------------------|-------------------------|
| <b>Pass Attempts</b>    | 6 at ATL, Nov 05, 2023  | <b>Rush Attempts</b> | 2 at ATL, Nov 05, 2023  |
| <b>Pass Completions</b> | 5 at ATL, Nov 05, 2023  | <b>Rushing Yards</b> | 11 at ATL, Nov 05, 2023 |
| <b>Yards Passing</b>    | 23 at GB, Oct 29, 2023  | <b>Longest Runs</b>  | 8 at ATL, Nov 05, 2023  |
| <b>Long Passes</b>      | 47 at ATL, Nov 05, 2023 |                      |                         |

**2023 GAME-BY-GAME REGULAR-SEASON STATISTICS (VIKINGS)**

| DATE               | OPPONENT    | P/S        | PASSING                   |          |            |             |             |             |          |          |           |            |              | RUSHING  |           |          |          |            | W/L   | SCORE |
|--------------------|-------------|------------|---------------------------|----------|------------|-------------|-------------|-------------|----------|----------|-----------|------------|--------------|----------|-----------|----------|----------|------------|-------|-------|
|                    |             |            | ATT                       | CMP      | YDS        | PCT         | Y/A         | Y/C         | TD       | INT      | LG        | SK/YD      | RATE         | ATT      | YDS       | LG       | TD       |            |       |       |
| 09/10              | Buccaneers  |            | ON INACTIVE LIST          |          |            |             |             |             |          |          |           |            |              |          |           |          |          | L          | 17-20 |       |
| 09/14              | at Eagles   |            | INACTIVE                  |          |            |             |             |             |          |          |           |            |              |          |           |          |          | L          | 28-34 |       |
| 09/24              | Chargers    |            | ON INACTIVE LIST          |          |            |             |             |             |          |          |           |            |              |          |           |          |          | L          | 24-28 |       |
| 10/01              | at Panthers |            | ON INACTIVE LIST          |          |            |             |             |             |          |          |           |            |              |          |           |          |          | W          | 21-13 |       |
| 10/08              | Chiefs      |            | DID NOT PLAY (NON-INJURY) |          |            |             |             |             |          |          |           |            |              |          |           |          |          | L          | 20-27 |       |
| 10/15              | at Bears    |            | DID NOT PLAY (NON-INJURY) |          |            |             |             |             |          |          |           |            |              |          |           |          |          | W          | 19-13 |       |
| 10/23              | 49ers       |            | DID NOT PLAY (NON-INJURY) |          |            |             |             |             |          |          |           |            |              |          |           |          |          | W          | 22-17 |       |
| 10/29              | at Packers  | P          | 4                         | 3        | 23         | 75.0        | 5.8         | 7.7         | 0        | 0        | 16        | 1/0        | 88.5         | 2        | -1        | 0        | 0        | W          | 24-10 |       |
| 11/05              | at Falcons  | S          | 6                         | 5        | 78         | 83.3        | 13.0        | 15.6        | 0        | 0        | 47        | 0/0        | 118.8        | 2        | 11        | 8        | 0        | W          | 31-28 |       |
| <b>2023 TOTALS</b> |             | <b>2-1</b> | <b>10</b>                 | <b>8</b> | <b>101</b> | <b>80.0</b> | <b>10.1</b> | <b>12.6</b> | <b>0</b> | <b>0</b> | <b>47</b> | <b>1/0</b> | <b>108.8</b> | <b>4</b> | <b>10</b> | <b>8</b> | <b>0</b> | <b>5-4</b> |       |       |



C.J.  
**HAM**



**30**

**FULLBACK**

**Ht:** 5-11

**DOB:** 7-22-93

**Vikings Season:** 7

**Acquired:** UDFA '16

**Wt:** 250

**College:** Augustana

**NFL Season:** 7

**2023 GP/GS**

9/3

**CAREER GP/GS**

105/36

**PLAYOFF GP/GS**

5/1

#### KEY TRANSACTIONS

- Signed as an undrafted free agent by the Minnesota Vikings on 5/10/16.
- Waived by the Minnesota Vikings on 9/3/16.
- Activated from the practice squad on 12/23/16.
- Signed a four-year extension with the Minnesota Vikings on 3/17/20.

#### OFF THE FIELD

- Earned degree in physical education and health in spring 2016.
- Aspires to a career in mentoring youth and working with nonprofit organizations.
- Honored his mother, Tina, during My Cause My Cleats game in 2019 with a message of support for pancreatic cancer victims. She was able to attend the game in person, a win over Detroit.
- Joined teammates and Vikings ownership in bringing a group of students to the U.S. Holocaust Memorial Museum in Washington, D.C., to grow understanding and empathy for the tragedy.
- Grandfather was a Golden Gloves boxer and a Navy veteran.
- Cousin serves in the U.S. Army.
- Wife, Stephanie, played soccer at Augustana.
- The couple has two daughters and a son.
- The couple surprised a family from the Boys & Girls Clubs with Christmas gifts and a dinner at the team's facility in December 2018 and 2019; also adopted families during the COVID-19 pandemic.
- Played against Vikings WR Adam Thielen in high school and college before joining as teammates with the Vikings.

#### HONORS

- Named the Minnesota Vikings 2018 Special Teams Player of the Year after recording seven special teams tackles on the season.
- Pro Bowl Selection (2020)

#### CAREER NOTES

- Paved the way for Dalvin Cook to earn four-consecutive Pro Bowl berths from 2019-22.
- Named to his first career Pro Bowl in 2019 after posting career-highs in receptions (17) and receiving yards (149) and helping pave the way for Cook to rush for 1,135 yards and also earn a Pro Bowl berth.

#### 2023 | MINNESOTA VIKINGS

- Named team captain for the 2023 season, his third time being selected a team captain.
- Played in his 100th career game in Week 4 at Carolina (10/1), moving into second all-time for career games by a fullback, passing Harold Morrow (99 games) and trailing only Bill Brown (180). Ham is just the fourth undrafted offensive player to reach the century mark of games played, joining Mick Tinglehoff (240 games), Leo Lewis (140) and Adam Thielen (135).
- Appeared on both offense and special teams in Weeks 1-4.

#### 2022 | MINNESOTA VIKINGS

- Named a captain for the 2022 season and was selected as the first alternate for the Pro Bowl
- Appeared in all 17 games with four starts, totaling eight special teams tackles, 10 receptions for 86 yards and four rushes for seven yards.

- Played in his fifth career playoff game in the Wild Card matchup vs. New York Giants (1/15/23), playing in 11 snaps on offense and 16 on special teams.
- Had a one-yard touchdown run vs. Indianapolis (12/17).
- Scored his first touchdown of the season on a three-yard run late in the fourth quarter at Buffalo (11/13).
- Also tied a career-high with three special teams tackles against the Bills.
- Had his first carry of the season, picking up three yards and a first down on a 3rd-and-2 at Miami (10/16).
- Started and caught two passes for 15 yards, including an elusive 12-yard reception for a first down, vs. Detroit (9/25).
- Caught one pass for six yards in his season debut in Week 1 vs. Green Bay (9/11), appearing in 14 snaps on offense and 17 on special teams.

## 2021 | MINNESOTA VIKINGS

- Appeared in all 17 games with eight starts, tying his career high in receptions with 17 and rushes with seven, as well as totaling a career-high 34 rushing yards.
- Had a 27-yard reception at Baltimore (11/7).
- Had a career-long 30-yard rush at Carolina (10/17).
- Has converted three 1st downs on his six rush attempts.
- Started four of the first seven games of the season, paving the way for Dalvin Cook and Alexander Mattison to surpass 100 yards rushing in contests.

## 2020 | MINNESOTA VIKINGS

- Started career-high 11 games, played in 15 and saw action on career-high 404 offensive snaps.
- Helped Dalvin Cook to one of the best seasons in team history by a RB, ranking second in the NFL with 1,557 rushing yards and scoring 16 TDs on the ground, the third and second-best marks in Vikings history, respectively.
- The Vikings offense scored 55 TDs, the second-best mark in club history, and ranked No. 4 in the NFL in total offense, a 12-spot jump from 2019 and the highest ranking since 2004.
- Caught career-long 12-yard TD in win vs. Jacksonville (12/6).
- Started the season opener vs. Green Bay (9/13).
- Had career-long run of 10 yards and two special teams tackles vs. Carolina (11/29).
- Recorded an 11-yard catch vs. Tennessee (9/27).
- Caught three passes for 22 yards at Tampa Bay (12/13).
- Made two catches for 44 yards at Detroit (1/3).

## 2019 | MINNESOTA VIKINGS

- Named to first career Pro Bowl.
- Played in all 16 games, starting seven.
- Appeared on 354 offensive snaps, finishing the regular season with seven carries for 17 yards and a career-high 17 receptions for 149 yards.
- Had four special teams tackles on the season.
- Helped pave the way for Dalvin Cook's career-high 154 rushing yards at Green Bay (9/15).
- In his fifth career start, led a rushing attack that totaled a season-high 211 yards and three TDs vs. Oakland (9/22).
- Started his third game of the season at Chicago (9/29), establishing a new career high.
- Scored the second TD and first receiving TD of his career at Detroit (10/20) on a 5-yard TD pass from Kirk Cousins. Also set career highs with a long rush of nine yards and nine total rushing yards with a 9-yard rumble on 3rd-and-short.
- Started his fourth game of the season at Kansas City (11/3), catching a then-career-long 32-yard pass.
- Started at Seattle (12/2), had a career-long 36-yard reception.
- Rushed one time for three yards and made one special teams tackle in the Wild Card win at New Orleans (1/5/20).
- Made his first career postseason start in the Divisional game at San Francisco (1/11/20).

## 2018 | MINNESOTA VIKINGS

- Played in 15 games in his second season, starting two.
- Named the Minnesota Vikings 2018 Special Teams Player of the Year after recording seven special teams tackles on the season.
- Finished the season with six carries for eight yards and 11 receptions for 85 yards.
- Carried the ball for five yards and a first down to keep a 4th-quarter scoring drive alive at Green Bay (9/16).
- Caught career-best five passes for 47 yards vs. Buffalo (9/23).
- Made his first start of the 2018 season vs. New Orleans (10/28).
- Played his 25th career game vs. Detroit (11/4), appearing on offense and wrapping up one special teams tackle.
- At Detroit (12/23), started his second game of the season before exiting with an elbow injury.

## 2017 | MINNESOTA VIKINGS

- Appeared in all 16 regular-season games and two playoff games as the only FB on roster.
- Totaled 81 yards from scrimmage on 14 touches (7 receptions, 7 rushes) on the season.

- Saw his first career NFL action vs. New Orleans (9/11), appearing on nine plays on offense and 18 on special teams.
- Scored 1-yard TD on his first career rushing attempt at Pittsburgh (9/17).
- Contributed on offense with his first NFL reception (12 yards) and added one special teams tackle vs. Tampa Bay (9/24).
- Hauled in a 12-yard pass vs. Baltimore (10/22), tying a career long and added a career-best three special teams tackles.
- Contributed on offense and special teams vs. Cleveland (10/29) at Twickenham Stadium in London, England, as a part of the NFL's International Series.
- Posted one special teams tackle at Detroit (11/23) on Thanksgiving Day.
- Had a 12-yard catch and added a key 1-yard rush on third down, as well as corralling two special teams tackles at Atlanta (12/3).
- Made first career start vs. Cincinnati (12/17) and made one special teams tackle as the Vikings clinched the NFC North title.
- Appeared in his first career playoff game, vs. New Orleans (1/14/18) in the Divisional Round, recording a 7-yard run as the Vikings clinched a berth in the NFC title game.
- Played on offense and special teams in the NFC Championship Game at Philadelphia (1/21/18).

## 2016 | MINNESOTA VIKINGS

- Signed following a rookie minicamp tryout as an undrafted free agent, going through training camp and preseason with the team. Was released in final roster cuts but came back to club on practice squad.
- Joined the Vikings practice squad on 9/4.
- Elevated to the Vikings 53-man roster on 12/23 and was active, but did not play, at Green Bay (12/24).
- Inactive vs. Chicago (1/1/17).

## COLLEGE - AUGUSTANA (S.D.)

- Played at Division II Augustana College in Sioux Falls, South Dakota, helping the Vikings advance to the NCAA playoffs, and led the Northern Sun Conference in rushing yards and TDs.
- Notched career-high 1,097 rushing yards as a senior and 16 TDs, matching the school record for rushing TDs, and becoming only fourth Augustana RB to top the 1,000-yard plateau.
- Started all 12 games as a senior and had career-high 160 yards on the ground against Southwest Minnesota State.
- Ran for 2,662 yards in his career and 29 rushing TDs along with 96 catches for 949 yards and six TDs in 43 career games.
- Played in NSIC along with fellow Viking WR Adam Thielen.

## PREP - DENFELD (MINN.)

- Twice named all-conference and rushed for more than 1,800 yards combined as a junior and senior at Duluth Denfeld H.S.
- Also starred in track and field.
- Played in the Minnesota High School All-Star football game.

### C.J. HAM'S NFL REGULAR SEASON RUSHING/RECEIVING STATISTICS

| DATE              | TEAM    | RUSHING    |           |           |           |            |           |          | RECEIVING |            |            |           |          |
|-------------------|---------|------------|-----------|-----------|-----------|------------|-----------|----------|-----------|------------|------------|-----------|----------|
|                   |         | GP         | GS        | NO.       | YDS.      | AVG.       | LG        | TD       | NO.       | YDS.       | AVG.       | LG        | TD       |
| 2023              | Vikings | 9          | 3         | 0         | 0         | 0.0        | 0         | 0        | 4         | 16         | 4.0        | 7         | 0        |
| 2022              | Vikings | 17         | 4         | 4         | 7         | 1.8        | 3t        | 2        | 10        | 86         | 8.6        | 17        | 0        |
| 2021              | Vikings | 17         | 8         | 7         | 34        | 4.9        | 30        | 0        | 17        | 125        | 7.4        | 27        | 0        |
| 2020              | Vikings | 15         | 11        | 5         | 18        | 3.6        | 10        | 0        | 8         | 97         | 12.1       | 30        | 1        |
| 2019              | Vikings | 16         | 7         | 7         | 17        | 2.4        | 9         | 0        | 17        | 149        | 8.8        | 36        | 1        |
| 2018              | Vikings | 15         | 2         | 6         | 8         | 1.3        | 5         | 0        | 11        | 85         | 7.7        | 17        | 0        |
| 2017              | Vikings | 16         | 1         | 7         | 13        | 1.9        | 3         | 1        | 7         | 68         | 9.7        | 12        | 0        |
| 2016              | Vikings | 0          | 0         | 0         | 0         | 0.0        | 0         | 0        | 0         | 0          | 0.0        | 0         | 0        |
| <b>NFL TOTALS</b> |         | <b>105</b> | <b>36</b> | <b>36</b> | <b>97</b> | <b>2.7</b> | <b>30</b> | <b>3</b> | <b>74</b> | <b>626</b> | <b>8.5</b> | <b>36</b> | <b>2</b> |

### C.J. HAM'S NFL POSTSEASON RUSHING/RECEIVING STATISTICS

| DATE              | TEAM    | RUSHING  |          |          |           |            |          |          | RECEIVING |          |            |          |          |
|-------------------|---------|----------|----------|----------|-----------|------------|----------|----------|-----------|----------|------------|----------|----------|
|                   |         | GP       | GS       | NO.      | YDS.      | AVG.       | LG       | TD       | NO.       | YDS.     | AVG.       | LG       | TD       |
| 2022              | Vikings | 1        | 0        | 0        | 0         | 0.0        | 0        | 0        | 0         | 0        | 0.0        | 0        | 0        |
| 2019              | Vikings | 2        | 1        | 1        | 3         | 3.0        | 3        | 0        | 0         | 0        | 0.0        | 0        | 0        |
| 2017              | Vikings | 2        | 0        | 1        | 7         | 7.0        | 7        | 0        | 0         | 0        | 0.0        | 0        | 0        |
| <b>NFL TOTALS</b> |         | <b>5</b> | <b>1</b> | <b>2</b> | <b>10</b> | <b>5.0</b> | <b>7</b> | <b>0</b> | <b>0</b>  | <b>0</b> | <b>0.0</b> | <b>0</b> | <b>0</b> |

## C.J. HAM'S NFL REGULAR SEASON RETURN STATISTICS

| DATE              | TEAM    | KICKOFF RETURNS |           |             |           |          | PUNT RETURNS |          |          |            |          |          |
|-------------------|---------|-----------------|-----------|-------------|-----------|----------|--------------|----------|----------|------------|----------|----------|
|                   |         | RET.            | YDS.      | AVG.        | LG        | TD       | NO.          | FC       | YDS.     | AVG.       | LG       | TD       |
| 2023              | Vikings | 0               | 0         | 0.0         | 0         | 0        | 0            | 0        | 0        | 0.0        | 0        | 0        |
| 2022              | Vikings | 0               | 0         | 0.0         | 0         | 0        | 0            | 0        | 0        | 0.0        | 0        | 0        |
| 2021              | Vikings | 0               | 0         | 0.0         | 0         | 0        | 0            | 0        | 0        | 0.0        | 0        | 0        |
| 2020              | Vikings | 2               | 31        | 15.5        | 20        | 0        | 0            | 0        | 0        | 0.0        | 0        | 0        |
| 2019              | Vikings | 2               | 33        | 16.5        | 17        | 0        | 0            | 0        | 0        | 0.0        | 0        | 0        |
| 2018              | Vikings | 0               | 0         | 0.0         | 0         | 0        | 0            | 0        | 0        | 0.0        | 0        | 0        |
| 2017              | Vikings | 0               | 0         | 0.0         | 0         | 0        | 0            | 0        | 0        | 0.0        | 0        | 0        |
| 2016              | Vikings | 0               | 0         | 0.0         | 0         | 0        | 0            | 0        | 0        | 0.0        | 0        | 0        |
| <b>NFL TOTALS</b> |         | <b>4</b>        | <b>64</b> | <b>16.0</b> | <b>20</b> | <b>0</b> | <b>0</b>     | <b>0</b> | <b>0</b> | <b>0.0</b> | <b>0</b> | <b>0</b> |

### SINGLE-GAME HIGHS: RUSHING/RECEIVING

|                           |                           |                               |                          |
|---------------------------|---------------------------|-------------------------------|--------------------------|
| <b>Rush Attempts</b>      | 3 vs. LAR, Nov 19, 2017   | <b>Receiving TDs</b>          | 1 vs. JAX, Dec 06, 2020  |
| <b>Rushing Yards</b>      | 30 at CAR, Oct 17, 2021   |                               | ...1 more at 1.          |
| <b>Longest Runs</b>       | 30 at CAR, Oct 17, 2021   | <b>All-Purpose Yards</b>      | 58 at SEA, Dec 02, 2019  |
| <b>Rushing TDs</b>        | 1 at PIT, Sep 17, 2017    | <b>Kickoff Returns</b>        | 1 vs. DAL, Nov 22, 2020  |
| <b>Receptions</b>         | 5 vs. BUF, Sep 23, 2018   |                               | ...3 more at 1.          |
| <b>Receiving Yards</b>    | 47 at CHI, Jan 08, 2023   | <b>Kickoff Return Yards</b>   | 20 vs. DAL, Nov 22, 2020 |
|                           | ...1 more at 47.          | <b>Longest Kickoff Return</b> | 20 vs. DAL, Nov 22, 2020 |
| <b>Receiving Average</b>  | 11.8 at CHI, Jan 08, 2023 | <b>Special Teams Tackles</b>  | 3 at BUF, Nov 13, 2022   |
| <b>Longest Receptions</b> | 36 at SEA, Dec 02, 2019   | <b>Most TDs</b>               | 1 vs. JAX, Dec 06, 2020  |
|                           |                           |                               | ...2 more at 1.          |
|                           |                           | <b>Miscellaneous Tackles</b>  | 1 vs. TEN, Sep 27, 2020  |

### SINGLE-GAME HIGHS - POSTSEASON: RUSHING/RECEIVING

|                      |                        |                              |                        |
|----------------------|------------------------|------------------------------|------------------------|
| <b>Rush Attempts</b> | 1 at NO, Jan 05, 2020  | <b>All-Purpose Yards</b>     | 7 vs. NO, Jan 14, 2018 |
|                      | ...1 more at 1.        | <b>Special Teams Tackles</b> | 1 at NO, Jan 05, 2020  |
| <b>Rushing Yards</b> | 7 vs. NO, Jan 14, 2018 |                              | ...1 more at 1.        |
| <b>Longest Runs</b>  | 7 vs. NO, Jan 14, 2018 |                              |                        |

### 2023 GAME-BY-GAME REGULAR-SEASON STATISTICS (VIKINGS)

| DATE               | OPPONENT    | P/S        | RUSHING  |          |            |          |          | RECEIVING |           |            |          |          | W/L        | SCORE |
|--------------------|-------------|------------|----------|----------|------------|----------|----------|-----------|-----------|------------|----------|----------|------------|-------|
|                    |             |            | NO.      | YDS.     | AVG.       | LG       | TD       | NO.       | YDS.      | AVG.       | LG       | TD       |            |       |
| 09/10              | Buccaneers  | P          | 0        | 0        | 0.0        | 0        | 0        | 2         | 7         | 3.5        | 6        | 0        | L          | 17-20 |
| 09/14              | at Eagles   | S          | 0        | 0        | 0.0        | 0        | 0        | 0         | 0         | 0.0        | 0        | 0        | L          | 28-34 |
| 09/24              | Chargers    | P          | 0        | 0        | 0.0        | 0        | 0        | 1         | 7         | 7.0        | 7        | 0        | L          | 24-28 |
| 10/01              | at Panthers | P          | 0        | 0        | 0.0        | 0        | 0        | 0         | 0         | 0.0        | 0        | 0        | W          | 21-13 |
| 10/08              | Chiefs      | S          | 0        | 0        | 0.0        | 0        | 0        | 0         | 0         | 0.0        | 0        | 0        | L          | 20-27 |
| 10/15              | at Bears    | S          | 0        | 0        | 0.0        | 0        | 0        | 0         | 0         | 0.0        | 0        | 0        | W          | 19-13 |
| 10/23              | 49ers       | P          | 0        | 0        | 0.0        | 0        | 0        | 0         | 0         | 0.0        | 0        | 0        | W          | 22-17 |
| 10/29              | at Packers  | P          | 0        | 0        | 0.0        | 0        | 0        | 1         | 2         | 2.0        | 2        | 0        | W          | 24-10 |
| 11/05              | at Falcons  | P          | 0        | 0        | 0.0        | 0        | 0        | 0         | 0         | 0.0        | 0        | 0        | W          | 31-28 |
| <b>2023 TOTALS</b> |             | <b>9-3</b> | <b>0</b> | <b>0</b> | <b>0.0</b> | <b>0</b> | <b>0</b> | <b>4</b>  | <b>16</b> | <b>4.0</b> | <b>7</b> | <b>0</b> | <b>5-4</b> |       |

**2022 GAME-BY-GAME REGULAR-SEASON STATISTICS (VIKINGS)**

|                    |                  | RUSHING     |          |          |            |           |          | RECEIVING |           |            |           |          |             |        |
|--------------------|------------------|-------------|----------|----------|------------|-----------|----------|-----------|-----------|------------|-----------|----------|-------------|--------|
| DATE               | OPPONENT         | P/S         | NO.      | YDS.     | AVG.       | LG        | TD       | NO.       | YDS.      | AVG.       | LG        | TD       | W/L         | SCORE  |
| 09/11              | Packers          | P           | 0        | 0        | 0.0        | 0         | 0        | 1         | 6         | 6.0        | 6         | 0        | W           | 23-7   |
| 09/19              | at Eagles        | P           | 0        | 0        | 0.0        | 0         | 0        | 0         | 0         | 0.0        | 0         | 0        | L           | 7-24   |
| 09/25              | Lions            | S           | 0        | 0        | 0.0        | 0         | 0        | 2         | 15        | 7.5        | 12        | 0        | W           | 28-24  |
| 10/02              | at Saints        | P           | 0        | 0        | 0.0        | 0         | 0        | 0         | 0         | 0.0        | 0         | 0        | W           | 28-25  |
| 10/09              | Bears            | P           | 0        | 0        | 0.0        | 0         | 0        | 0         | 0         | 0.0        | 0         | 0        | W           | 29-22  |
| 10/16              | at Dolphins      | P           | 1        | 3        | 3.0        | 3         | 0        | 0         | 0         | 0.0        | 0         | 0        | W           | 24-16  |
| 10/30              | Cardinals        | P           | 0        | 0        | 0.0        | 0         | 0        | 0         | 0         | 0.0        | 0         | 0        | W           | 34-26  |
| 11/06              | at<br>Commanders | P           | 0        | 0        | 0.0        | 0         | 0        | 0         | 0         | 0.0        | 0         | 0        | W           | 20-17  |
| 11/13              | at Bills         | P           | 1        | 3        | 3.0        | 3t        | 1        | 0         | 0         | 0.0        | 0         | 0        | W           | 33-30+ |
| 11/20              | Cowboys          | P           | 0        | 0        | 0.0        | 0         | 0        | 0         | 0         | 0.0        | 0         | 0        | L           | 3-40   |
| 11/24              | Patriots         | P           | 0        | 0        | 0.0        | 0         | 0        | 0         | 0         | 0.0        | 0         | 0        | W           | 33-26  |
| 12/04              | Jets             | S           | 0        | 0        | 0.0        | 0         | 0        | 0         | 0         | 0.0        | 0         | 0        | W           | 27-22  |
| 12/11              | at Lions         | P           | 0        | 0        | 0.0        | 0         | 0        | 1         | 9         | 9.0        | 9         | 0        | L           | 23-34  |
| 12/17              | Colts            | S           | 2        | 1        | 0.5        | 1t        | 1        | 1         | 4         | 4.0        | 4         | 0        | W           | 39-36+ |
| 12/24              | Giants           | P           | 0        | 0        | 0.0        | 0         | 0        | 1         | 5         | 5.0        | 5         | 0        | W           | 27-24  |
| 01/01              | at Packers       | S           | 0        | 0        | 0.0        | 0         | 0        | 0         | 0         | 0.0        | 0         | 0        | L           | 17-41  |
| 01/08              | at Bears         | P           | 0        | 0        | 0.0        | 0         | 0        | 4         | 47        | 11.8       | 17        | 0        | W           | 29-13  |
| <b>2022 TOTALS</b> |                  | <b>17-4</b> | <b>4</b> | <b>7</b> | <b>1.8</b> | <b>3T</b> | <b>2</b> | <b>10</b> | <b>86</b> | <b>8.6</b> | <b>17</b> | <b>0</b> | <b>13-4</b> |        |

+ - Overtime

**2021 GAME-BY-GAME REGULAR-SEASON STATISTICS (VIKINGS)**

|                    |              | RUSHING     |          |           |            |           |          | RECEIVING |            |            |           |          |            |        |
|--------------------|--------------|-------------|----------|-----------|------------|-----------|----------|-----------|------------|------------|-----------|----------|------------|--------|
| DATE               | OPPONENT     | P/S         | NO.      | YDS.      | AVG.       | LG        | TD       | NO.       | YDS.       | AVG.       | LG        | TD       | W/L        | SCORE  |
| 09/12              | at Bengals   | S           | 0        | 0         | 0.0        | 0         | 0        | 2         | 9          | 4.5        | 6         | 0        | L          | 24-27+ |
| 09/19              | at Cardinals | P           | 0        | 0         | 0.0        | 0         | 0        | 0         | 0          | 0.0        | 0         | 0        | L          | 33-34  |
| 09/26              | Seahawks     | S           | 2        | 2         | 1.0        | 2         | 0        | 0         | 0          | 0.0        | 0         | 0        | W          | 30-17  |
| 10/03              | Browns       | S           | 1        | 1         | 1.0        | 1         | 0        | 0         | 0          | 0.0        | 0         | 0        | L          | 7-14   |
| 10/10              | Lions        | P           | 1        | 1         | 1.0        | 1         | 0        | 1         | 14         | 14.0       | 14        | 0        | W          | 19-17  |
| 10/17              | at Panthers  | S           | 1        | 30        | 30.0       | 30        | 0        | 0         | 0          | 0.0        | 0         | 0        | W          | 34-28+ |
| 10/31              | Cowboys      | P           | 1        | 0         | 0.0        | 0         | 0        | 3         | 3          | 1.0        | 9         | 0        | L          | 16-20  |
| 11/07              | at Ravens    | S           | 0        | 0         | 0.0        | 0         | 0        | 1         | 27         | 27.0       | 27        | 0        | L          | 31-34+ |
| 11/14              | at Chargers  | P           | 0        | 0         | 0.0        | 0         | 0        | 3         | 13         | 4.3        | 7         | 0        | W          | 27-20  |
| 11/21              | Packers      | P           | 1        | 0         | 0.0        | 0         | 0        | 0         | 0          | 0.0        | 0         | 0        | W          | 34-31  |
| 11/28              | at 49ers     | P           | 0        | 0         | 0.0        | 0         | 0        | 1         | 16         | 16.0       | 16        | 0        | L          | 26-34  |
| 12/05              | at Lions     | P           | 0        | 0         | 0.0        | 0         | 0        | 1         | 19         | 19.0       | 19        | 0        | L          | 27-29  |
| 12/09              | Steelers     | P           | 0        | 0         | 0.0        | 0         | 0        | 0         | 0          | 0.0        | 0         | 0        | W          | 36-28  |
| 12/20              | at Bears     | S           | 0        | 0         | 0.0        | 0         | 0        | 1         | 3          | 3.0        | 3         | 0        | W          | 17-9   |
| 12/26              | Rams         | S           | 0        | 0         | 0.0        | 0         | 0        | 2         | 13         | 6.5        | 9         | 0        | L          | 23-30  |
| 01/02              | at Packers   | S           | 0        | 0         | 0.0        | 0         | 0        | 1         | 1          | 1.0        | 1         | 0        | L          | 10-37  |
| 01/09              | Bears        | P           | 0        | 0         | 0.0        | 0         | 0        | 1         | 7          | 7.0        | 7         | 0        | W          | 31-17  |
| <b>2021 TOTALS</b> |              | <b>17-8</b> | <b>7</b> | <b>34</b> | <b>4.9</b> | <b>30</b> | <b>0</b> | <b>17</b> | <b>125</b> | <b>7.4</b> | <b>27</b> | <b>0</b> | <b>8-9</b> |        |

+ - Overtime

### 2020 GAME-BY-GAME REGULAR-SEASON STATISTICS (VIKINGS)

|                    |               | RUSHING      |          |           |            |           |          | RECEIVING |           |             |           |          |            |        |
|--------------------|---------------|--------------|----------|-----------|------------|-----------|----------|-----------|-----------|-------------|-----------|----------|------------|--------|
| DATE               | OPPONENT      | P/S          | NO.      | YDS.      | AVG.       | LG        | TD       | NO.       | YDS.      | AVG.        | LG        | TD       | W/L        | SCORE  |
| 09/13              | Packers       | S            | 0        | 0         | 0.0        | 0         | 0        | 0         | 0         | 0.0         | 0         | 0        | L          | 34-43  |
| 09/20              | at Colts      | P            | 1        | 4         | 4.0        | 4         | 0        | 0         | 0         | 0.0         | 0         | 0        | L          | 11-28  |
| 09/27              | Titans        | S            | 0        | 0         | 0.0        | 0         | 0        | 1         | 11        | 11.0        | 11        | 0        | L          | 30-31  |
| 10/04              | at Texans     | S            | 1        | 2         | 2.0        | 2         | 0        | 0         | 0         | 0.0         | 0         | 0        | W          | 31-23  |
| 10/11              | at Seahawks   | P            | 0        | 0         | 0.0        | 0         | 0        | 0         | 0         | 0.0         | 0         | 0        | L          | 26-27  |
| 10/18              | Falcons       | P            | 0        | 0         | 0.0        | 0         | 0        | 0         | 0         | 0.0         | 0         | 0        | L          | 23-40  |
| 11/01              | at Packers    | S            | 1        | 2         | 2.0        | 2         | 0        | 0         | 0         | 0.0         | 0         | 0        | W          | 28-22  |
| 11/08              | Lions         | S            | 0        | 0         | 0.0        | 0         | 0        | 0         | 0         | 0.0         | 0         | 0        | W          | 34-20  |
| 11/16              | at Bears      | S            | 0        | 0         | 0.0        | 0         | 0        | 1         | 8         | 8.0         | 8         | 0        | W          | 19-13  |
| 11/22              | Cowboys       | P            | 0        | 0         | 0.0        | 0         | 0        | 0         | 0         | 0.0         | 0         | 0        | L          | 28-31  |
| 11/29              | Panthers      | S            | 1        | 10        | 10.0       | 10        | 0        | 0         | 0         | 0.0         | 0         | 0        | W          | 28-27  |
| 12/06              | Jaguars       | S            | 0        | 0         | 0.0        | 0         | 0        | 1         | 12        | 12.0        | 12t       | 1        | W          | 27-24+ |
| 12/13              | at Buccaneers | S            | 1        | 0         | 0.0        | 0         | 0        | 3         | 22        | 7.3         | 9         | 0        | L          | 14-26  |
| 12/20              | Bears         | S            | 0        | 0         | 0.0        | 0         | 0        | 0         | 0         | 0.0         | 0         | 0        | L          | 27-33  |
| 12/25              | at Saints     |              |          |           |            |           |          | INACTIVE  |           |             |           |          | L          | 33-52  |
| 01/03              | at Lions      | S            | 0        | 0         | 0.0        | 0         | 0        | 2         | 44        | 22.0        | 30        | 0        | W          | 37-35  |
| <b>2020 TOTALS</b> |               | <b>15-11</b> | <b>5</b> | <b>18</b> | <b>3.6</b> | <b>10</b> | <b>0</b> | <b>8</b>  | <b>97</b> | <b>12.1</b> | <b>30</b> | <b>1</b> | <b>7-9</b> |        |

+ - Overtime

### 2019 GAME-BY-GAME REGULAR-SEASON STATISTICS (VIKINGS)

|                    |             | RUSHING     |          |           |            |          |          | RECEIVING |            |            |           |          |             |       |
|--------------------|-------------|-------------|----------|-----------|------------|----------|----------|-----------|------------|------------|-----------|----------|-------------|-------|
| DATE               | OPPONENT    | P/S         | NO.      | YDS.      | AVG.       | LG       | TD       | NO.       | YDS.       | AVG.       | LG        | TD       | W/L         | SCORE |
| 09/08              | Falcons     | S           | 0        | 0         | 0.0        | 0        | 0        | 0         | 0          | 0.0        | 0         | 0        | W           | 28-12 |
| 09/15              | at Packers  | P           | 0        | 0         | 0.0        | 0        | 0        | 0         | 0          | 0.0        | 0         | 0        | L           | 16-21 |
| 09/22              | Raiders     | S           | 0        | 0         | 0.0        | 0        | 0        | 1         | 0          | 0.0        | 0         | 0        | W           | 34-14 |
| 09/29              | at Bears    | S           | 0        | 0         | 0.0        | 0        | 0        | 3         | 10         | 3.3        | 4         | 0        | L           | 6-16  |
| 10/06              | at Giants   | P           | 0        | 0         | 0.0        | 0        | 0        | 1         | -1         | -1.0       | -1        | 0        | W           | 28-10 |
| 10/13              | Eagles      | P           | 0        | 0         | 0.0        | 0        | 0        | 0         | 0          | 0.0        | 0         | 0        | W           | 38-20 |
| 10/20              | at Lions    | P           | 1        | 9         | 9.0        | 9        | 0        | 1         | 5          | 5.0        | 5t        | 1        | W           | 42-30 |
| 10/24              | Redskins    | P           | 0        | 0         | 0.0        | 0        | 0        | 0         | 0          | 0.0        | 0         | 0        | W           | 19-9  |
| 11/03              | at Chiefs   | S           | 0        | 0         | 0.0        | 0        | 0        | 2         | 37         | 18.5       | 32        | 0        | L           | 23-26 |
| 11/10              | at Cowboys  | P           | 1        | -1        | -1.0       | -1       | 0        | 0         | 0          | 0.0        | 0         | 0        | W           | 28-24 |
| 11/17              | Broncos     | S           | 1        | 0         | 0.0        | 0        | 0        | 1         | 6          | 6.0        | 6         | 0        | W           | 27-23 |
| 12/02              | at Seahawks | S           | 0        | 0         | 0.0        | 0        | 0        | 2         | 42         | 21.0       | 36        | 0        | L           | 30-37 |
| 12/08              | Lions       | P           | 1        | 0         | 0.0        | 0        | 0        | 1         | 25         | 25.0       | 25        | 0        | W           | 20-7  |
| 12/15              | at Chargers | P           | 1        | 5         | 5.0        | 5        | 0        | 3         | 13         | 4.3        | 10        | 0        | W           | 39-10 |
| 12/23              | Packers     | S           | 0        | 0         | 0.0        | 0        | 0        | 2         | 12         | 6.0        | 7         | 0        | L           | 10-23 |
| 12/29              | Bears       | P           | 2        | 4         | 2.0        | 3        | 0        | 0         | 0          | 0.0        | 0         | 0        | L           | 19-21 |
| <b>2019 TOTALS</b> |             | <b>16-7</b> | <b>7</b> | <b>17</b> | <b>2.4</b> | <b>9</b> | <b>0</b> | <b>17</b> | <b>149</b> | <b>8.8</b> | <b>36</b> | <b>1</b> | <b>10-6</b> |       |



**2018 GAME-BY-GAME REGULAR-SEASON STATISTICS (VIKINGS)**

|                    |             |             | RUSHING  |          |            |          |          | RECEIVING |           |            |           |          |              |       |
|--------------------|-------------|-------------|----------|----------|------------|----------|----------|-----------|-----------|------------|-----------|----------|--------------|-------|
| DATE               | OPPONENT    | P/S         | NO.      | YDS.     | AVG.       | LG       | TD       | NO.       | YDS.      | AVG.       | LG        | TD       | W/L/T        | SCORE |
| 09/09              | 49ers       | P           | 0        | 0        | 0.0        | 0        | 0        | 0         | 0         | 0.0        | 0         | 0        | W            | 24-16 |
| 09/16              | at Packers  | P           | 1        | 5        | 5.0        | 5        | 0        | 0         | 0         | 0.0        | 0         | 0        | T            | 29-29 |
| 09/23              | Bills       | P           | 0        | 0        | 0.0        | 0        | 0        | 5         | 47        | 9.4        | 17        | 0        | L            | 6-27  |
| 09/27              | at Rams     | P           | 0        | 0        | 0.0        | 0        | 0        | 2         | 7         | 3.5        | 6         | 0        | L            | 31-38 |
| 10/07              | at Eagles   | P           | 0        | 0        | 0.0        | 0        | 0        | 1         | 7         | 7.0        | 7         | 0        | W            | 23-21 |
| 10/14              | Cardinals   | P           | 1        | 1        | 1.0        | 1        | 0        | 0         | 0         | 0.0        | 0         | 0        | W            | 27-17 |
| 10/21              | at Jets     | P           | 0        | 0        | 0.0        | 0        | 0        | 0         | 0         | 0.0        | 0         | 0        | W            | 37-17 |
| 10/28              | Saints      | S           | 2        | 1        | 0.5        | 1        | 0        | 0         | 0         | 0.0        | 0         | 0        | L            | 20-30 |
| 11/04              | Lions       | P           | 0        | 0        | 0.0        | 0        | 0        | 0         | 0         | 0.0        | 0         | 0        | W            | 24-9  |
| 11/18              | at Bears    | P           | 0        | 0        | 0.0        | 0        | 0        | 0         | 0         | 0.0        | 0         | 0        | L            | 20-25 |
| 11/25              | Packers     | P           | 1        | 0        | 0.0        | 0        | 0        | 1         | 13        | 13.0       | 13        | 0        | W            | 24-17 |
| 12/02              | at Patriots | P           | 0        | 0        | 0.0        | 0        | 0        | 2         | 11        | 5.5        | 6         | 0        | L            | 10-24 |
| 12/10              | at Seahawks | P           | 0        | 0        | 0.0        | 0        | 0        | 0         | 0         | 0.0        | 0         | 0        | L            | 7-21  |
| 12/16              | Dolphins    | P           | 0        | 0        | 0.0        | 0        | 0        | 0         | 0         | 0.0        | 0         | 0        | W            | 41-17 |
| 12/23              | at Lions    | S           | 1        | 1        | 1.0        | 1        | 0        | 0         | 0         | 0.0        | 0         | 0        | W            | 27-9  |
| 12/30              | Bears       |             |          |          |            |          |          |           |           |            |           |          | L            | 10-24 |
| ON INACTIVE LIST   |             |             |          |          |            |          |          |           |           |            |           |          |              |       |
| <b>2018 TOTALS</b> |             | <b>15-2</b> | <b>6</b> | <b>8</b> | <b>1.3</b> | <b>5</b> | <b>0</b> | <b>11</b> | <b>85</b> | <b>7.7</b> | <b>17</b> | <b>0</b> | <b>8-7-1</b> |       |

**2017 GAME-BY-GAME REGULAR-SEASON STATISTICS (VIKINGS)**

|                    |             |             | RUSHING  |           |            |          |          | RECEIVING |           |            |           |          |             |       |
|--------------------|-------------|-------------|----------|-----------|------------|----------|----------|-----------|-----------|------------|-----------|----------|-------------|-------|
| DATE               | OPPONENT    | P/S         | NO.      | YDS.      | AVG.       | LG       | TD       | NO.       | YDS.      | AVG.       | LG        | TD       | W/L/T       | SCORE |
| 09/11              | Saints      | P           | 0        | 0         | 0.0        | 0        | 0        | 0         | 0         | 0.0        | 0         | 0        | W           | 29-19 |
| 09/17              | at Steelers | P           | 1        | 1         | 1.0        | 1t       | 1        | 0         | 0         | 0.0        | 0         | 0        | L           | 9-26  |
| 09/24              | Buccaneers  | P           | 0        | 0         | 0.0        | 0        | 0        | 1         | 12        | 12.0       | 12        | 0        | W           | 34-17 |
| 10/01              | Lions       | P           | 0        | 0         | 0.0        | 0        | 0        | 0         | 0         | 0.0        | 0         | 0        | L           | 7-14  |
| 10/09              | at Bears    | P           | 1        | 0         | 0.0        | 0        | 0        | 1         | 11        | 11.0       | 11        | 0        | W           | 20-17 |
| 10/15              | Packers     | P           | 0        | 0         | 0.0        | 0        | 0        | 0         | 0         | 0.0        | 0         | 0        | W           | 23-10 |
| 10/22              | Ravens      | P           | 0        | 0         | 0.0        | 0        | 0        | 1         | 12        | 12.0       | 12        | 0        | W           | 24-16 |
| 10/29              | at Browns   | P           | 0        | 0         | 0.0        | 0        | 0        | 0         | 0         | 0.0        | 0         | 0        | W           | 33-16 |
| 11/12              | at Redskins | P           | 1        | 3         | 3.0        | 3        | 0        | 0         | 0         | 0.0        | 0         | 0        | W           | 38-30 |
| 11/19              | Rams        | P           | 3        | 8         | 2.7        | 3        | 0        | 0         | 0         | 0.0        | 0         | 0        | W           | 24-7  |
| 11/23              | at Lions    | P           | 0        | 0         | 0.0        | 0        | 0        | 0         | 0         | 0.0        | 0         | 0        | W           | 30-23 |
| 12/03              | at Falcons  | P           | 1        | 1         | 1.0        | 1        | 0        | 1         | 12        | 12.0       | 12        | 0        | W           | 14-9  |
| 12/10              | at Panthers | P           | 0        | 0         | 0.0        | 0        | 0        | 1         | 9         | 9.0        | 9         | 0        | L           | 24-31 |
| 12/17              | Bengals     | S           | 0        | 0         | 0.0        | 0        | 0        | 1         | 6         | 6.0        | 6         | 0        | W           | 34-7  |
| 12/23              | at Packers  | P           | 0        | 0         | 0.0        | 0        | 0        | 0         | 0         | 0.0        | 0         | 0        | W           | 16-0  |
| 12/31              | Bears       | P           | 0        | 0         | 0.0        | 0        | 0        | 1         | 6         | 6.0        | 6         | 0        | W           | 23-10 |
| <b>2017 TOTALS</b> |             | <b>16-1</b> | <b>7</b> | <b>13</b> | <b>1.9</b> | <b>3</b> | <b>1</b> | <b>7</b>  | <b>68</b> | <b>9.7</b> | <b>12</b> | <b>0</b> | <b>13-3</b> |       |

**2019 GAME-BY-GAME POSTSEASON STATISTICS (VIKINGS)**

| DATE               | OPPONENT  | P/S        | RUSHING  |          |            |          |          | RECEIVING |          |            |          |          | W/L        | SCORE  |
|--------------------|-----------|------------|----------|----------|------------|----------|----------|-----------|----------|------------|----------|----------|------------|--------|
|                    |           |            | NO.      | YDS.     | AVG.       | LG       | TD       | NO.       | YDS.     | AVG.       | LG       | TD       |            |        |
| 01/05              | at Saints | P          | 1        | 3        | 3.0        | 3        | 0        | 0         | 0        | 0.0        | 0        | 0        | W          | 26-20+ |
| 01/11              | at 49ers  | S          | 0        | 0        | 0.0        | 0        | 0        | 0         | 0        | 0.0        | 0        | 0        | L          | 10-27  |
| <b>2019 TOTALS</b> |           | <b>2-1</b> | <b>1</b> | <b>3</b> | <b>3.0</b> | <b>3</b> | <b>0</b> | <b>0</b>  | <b>0</b> | <b>0.0</b> | <b>0</b> | <b>0</b> | <b>1-1</b> |        |

+ - Overtime

**2017 GAME-BY-GAME POSTSEASON STATISTICS (VIKINGS)**

| DATE               | OPPONENT  | P/S        | RUSHING  |          |            |          |          | RECEIVING |          |            |          |          | W/L        | SCORE |
|--------------------|-----------|------------|----------|----------|------------|----------|----------|-----------|----------|------------|----------|----------|------------|-------|
|                    |           |            | NO.      | YDS.     | AVG.       | LG       | TD       | NO.       | YDS.     | AVG.       | LG       | TD       |            |       |
| 01/14              | Saints    | P          | 1        | 7        | 7.0        | 7        | 0        | 0         | 0        | 0.0        | 0        | 0        | W          | 29-24 |
| 01/21              | at Eagles | P          | 0        | 0        | 0.0        | 0        | 0        | 0         | 0        | 0.0        | 0        | 0        | L          | 7-38  |
| <b>2017 TOTALS</b> |           | <b>2-0</b> | <b>1</b> | <b>7</b> | <b>7.0</b> | <b>7</b> | <b>0</b> | <b>0</b>  | <b>0</b> | <b>0.0</b> | <b>0</b> | <b>0</b> | <b>1-1</b> |       |



# N'KEAL HARRY

(nuh-KEEL)

# 13

## WIDE RECEIVER



**Ht:** 6-4

**DOB:** 12-17-97

**Vikings Season:** 1

**Acquired:** FA '23

**Wt:** 225

**College:** Arizona State

**NFL Season:** 5

**2023 GP/GS**

6/0

**CAREER GP/GS**

46/18

**PLAYOFF GP/GS**

2/1

### KEY TRANSACTIONS

- Drafted in the first round, No. 32 overall, by the New England Patriots in the 2019 NFL Draft.
- Traded to Chicago on 7/13/22.
- Signed by Minnesota on 8/6/23.
- Release by Minnesota 8/24/23.
- Signed by Minnesota to the practice squad on 9/4/23.
- Elevated to the Vikings active roster on 9/30/23.
- Elevated to the Vikings active roster on 10/7/23.
- Signed by Minnesota from the practice squad to the active roster on 10/11/23.

### OFF THE FIELD

- Born on the Caribbean Island of St. Vincent and moved to the United States with his grandmother when he was four-years old.
- Also played basketball as a prep athlete, averaging 21 points and 10 rebounds per game during his career as a varsity player.

### CAREER NOTES

- The 32nd overall pick in the 2019 NFL Draft but the New England Patriots.
- Has played in 40 career games with 18 starts, recording 64 receptions for 714 yards and five touchdowns.

### 2023 | MINNESOTA VIKINGS

- Signed to the team's 53-man roster prior to Week 6.
- Elevated to the active roster for a second-consecutive week in Week 6 against the Chiefs.
- Elevated to the active roster and made his Vikings debut against the Panthers (10/1). Saw action on special teams.
- Began the 2023 season as a member of the Vikings practice squad.

### 2022 | CHICAGO BEARS

- Competed in seven games for the Bears in 2022.
- Returned from IR and made his season debut against the Patriots in Week 7.
- In his second game of the season in Week 8 at Dallas, scored his first touchdown in a Bears uniform, hauling in a 17-yard pass from Justin Fields with 45 seconds left in the second quarter, marking his first trip to the endzone since Dec. 6, 2020.
- Suited up against Green Bay in Week 13, and came down with a 49-yard reception, the longest reception in Harry's career, surpassing a 43-yard reception at Indianapolis (Dec. 18, 2021).

### 2021 | NEW ENGLAND PATRIOTS

- Started four of the 12 games in which he appeared.
- Finished the season with 12 receptions for 184 yards.
- Reeled in two catches, one of which went for a career-long 43 yards at Indianapolis.
- Appeared in the Patriots' post-season contest at Buffalo.

### 2020 | NEW ENGLAND PATRIOTS

- Played in 14 games with nine starts in 2020.
- Totaled 33 receptions for 309 yards and two touchdowns.

## 2019 | NEW ENGLAND PATRIOTS

- Saw action in seven games, making five starts as a rookie in 2019.
- Caught 12 passes for 105 yards and two touchdowns, and he added 49 yards rushing on five attempts.
- Lined up on special teams during punt return situations.
- Started at wide receiver and caught two passes for 21 yards while carrying the ball once for seven yards in his first-career playoff appearance in the AFC Wild Card game against Tennessee.

## COLLEGE - ARIZONA STATE

- Appeared in 37 games over three seasons at Arizona State.
- Hauled in 213 receptions for 2,889 yards and 22 touchdowns and registered 23 career-rushing attempts for 144 yards and three touchdowns.
- Returned nine punts for 152 yards with one touchdown in 2018.
- Left Arizona State third in program history in both career receptions (213) and career yards receiving (2,889).

## HONORS

- 2x First-Team All-Pac 12 - Wide Receiver (2017-18)
- Second-Team All-Pac 12 - Return Specialist (2018)
- 3x Freshman All-American from Scout, Campus Insiders and Pro Football Focus (2016)

## PREP - CHANDLER (ARIZ.)

- Earned a five-star rating from Rivals, making him the second five-star recruit to sign with ASU under Coach Graham.
- Tabbed as the No. 1 prospect in the state of Arizona, the highest-rated Rivals local recruit to sign with ASU.
- No. 1 wide receiver in the country and the No. 18 overall prospect, per Rivals.
- Rated as the nation's No. 1 wide receiver and prospect in the state of Arizona and the No. 22 overall prospect by ESPN; ranked as the No. 1 prospect in state of Arizona as well as the No. 52 overall prospect in the country by 24/7 sports.
- Played in 11 games as a senior, catching 48 passes for 802 yards and seven touchdowns.
- Caught 30 passes for 657 yards and 13 touchdowns for the Division I State Champions in his junior season.
- Made 41 receptions for 716 yards and five touchdowns in just nine games on varsity as a sophomore.
- Participated in the Under Armour All-American game as a member of Team Highlight and played in the International Bowl on the U.S. U19 National Team. He led the team with five catches for 75 yards and two touchdowns in a victory over Team Canada
- Finished his prolific High School career with 119 catches for 2,715 yards and 25 touchdowns.
- Won the state title with current Sun Devil quarterback Bryce Perkins at Chandler in 2014
- Two-sport athlete as a prep, playing football and basketball. He averaged more than 21 points and 10 rebounds a game during his basketball career on varsity.

### N'KEAL HARRY'S NFL REGULAR SEASON RUSHING/RECEIVING STATISTICS

| DATE              | TEAM     | GP        | GS        | RECEIVING |            |             |           |          | RUSHING  |           |            |           |          |
|-------------------|----------|-----------|-----------|-----------|------------|-------------|-----------|----------|----------|-----------|------------|-----------|----------|
|                   |          |           |           | NO.       | YDS.       | AVG.        | LG        | TD       | NO.      | YDS.      | AVG.       | LG        | TD       |
| 2023              | Vikings  | 6         | 0         | 0         | 0          | 0.0         | 0         | 0        | 0        | 0         | 0.0        | 0         | 0        |
| 2022              | Bears    | 7         | 0         | 7         | 116        | 16.6        | 49        | 1        | 0        | 0         | 0.0        | 0         | 0        |
| 2021              | Patriots | 12        | 4         | 12        | 184        | 15.3        | 43        | 0        | 0        | 0         | 0.0        | 0         | 0        |
| 2020              | Patriots | 14        | 9         | 33        | 309        | 9.4         | 30        | 2        | 2        | 0         | 0.0        | 2         | 0        |
| 2019              | Patriots | 7         | 5         | 12        | 105        | 8.8         | 18        | 2        | 5        | 49        | 9.8        | 18        | 0        |
| <b>NFL TOTALS</b> |          | <b>46</b> | <b>18</b> | <b>64</b> | <b>714</b> | <b>11.2</b> | <b>49</b> | <b>5</b> | <b>7</b> | <b>49</b> | <b>7.0</b> | <b>18</b> | <b>0</b> |

### N'KEAL HARRY'S NFL POSTSEASON RUSHING/RECEIVING STATISTICS

| DATE              | TEAM     | GP       | GS       | RECEIVING |           |             |           |          | RUSHING  |          |            |          |          |
|-------------------|----------|----------|----------|-----------|-----------|-------------|-----------|----------|----------|----------|------------|----------|----------|
|                   |          |          |          | NO.       | YDS.      | AVG.        | LG        | TD       | NO.      | YDS.     | AVG.       | LG       | TD       |
| 2021              | Patriots | 1        | 0        | 0         | 0         | 0.0         | 0         | 0        | 0        | 0        | 0.0        | 0        | 0        |
| 2019              | Patriots | 1        | 1        | 2         | 21        | 10.5        | 14        | 0        | 1        | 7        | 7.0        | 7        | 0        |
| <b>NFL TOTALS</b> |          | <b>2</b> | <b>1</b> | <b>2</b>  | <b>21</b> | <b>10.5</b> | <b>14</b> | <b>0</b> | <b>1</b> | <b>7</b> | <b>7.0</b> | <b>7</b> | <b>0</b> |

### N'KEAL HARRY'S NFL REGULAR SEASON RETURN STATISTICS

| DATE              | TEAM     | KICKOFF RETURNS |          |            |          |          | PUNT RETURNS |          |          |            |          |          |
|-------------------|----------|-----------------|----------|------------|----------|----------|--------------|----------|----------|------------|----------|----------|
|                   |          | RET.            | YDS.     | AVG.       | LG       | TD       | NO.          | FC       | YDS.     | AVG.       | LG       | TD       |
| 2023              | Vikings  | 0               | 0        | 0.0        | 0        | 0        | 0            | 0        | 0        | 0.0        | 0        | 0        |
| 2022              | Bears    | 0               | 0        | 0.0        | 0        | 0        | 0            | 0        | 0        | 0.0        | 0        | 0        |
| 2021              | Patriots | 0               | 0        | 0.0        | 0        | 0        | 1            | 0        | 0        | 0.0        | 0        | 0        |
| 2020              | Patriots | 0               | 0        | 0.0        | 0        | 0        | 0            | 0        | 0        | 0.0        | 0        | 0        |
| 2019              | Patriots | 0               | 0        | 0.0        | 0        | 0        | 0            | 0        | 0        | 0.0        | 0        | 0        |
| <b>NFL TOTALS</b> |          | <b>0</b>        | <b>0</b> | <b>0.0</b> | <b>0</b> | <b>0</b> | <b>1</b>     | <b>0</b> | <b>0</b> | <b>0.0</b> | <b>0</b> | <b>0</b> |

### N'KEAL HARRY'S NFL POSTSEASON RETURN STATISTICS

| DATE              | TEAM     | KICKOFF RETURNS |          |            |          |          | PUNT RETURNS |          |          |            |          |          |
|-------------------|----------|-----------------|----------|------------|----------|----------|--------------|----------|----------|------------|----------|----------|
|                   |          | RET.            | YDS.     | AVG.       | LG       | TD       | NO.          | FC       | YDS.     | AVG.       | LG       | TD       |
| 2021              | Patriots | 0               | 0        | 0.0        | 0        | 0        | 0            | 0        | 0        | 0.0        | 0        | 0        |
| 2019              | Patriots | 0               | 0        | 0.0        | 0        | 0        | 0            | 0        | 0        | 0.0        | 0        | 0        |
| <b>NFL TOTALS</b> |          | <b>0</b>        | <b>0</b> | <b>0.0</b> | <b>0</b> | <b>0</b> | <b>0</b>     | <b>0</b> | <b>0</b> | <b>0.0</b> | <b>0</b> | <b>0</b> |

### SINGLE-GAME HIGHS: RUSHING/RECEIVING

#### Rush Attempts

2 vs. BUF, Dec 21, 2019  
...1 more at 2.

#### Rushing Yards

22 at CIN, Dec 15, 2019

#### Longest Runs

18 vs. BUF, Dec 21, 2019

#### Receptions

8 at SEA, Sep 20, 2020

#### Receiving Yards

72 at SEA, Sep 20, 2020

#### Receiving Average

16.3 at LAR, Dec 10, 2020

#### Longest Receptions Receiving TDs

49 vs. GB, Dec 04, 2022  
1 at DAL, Oct 30, 2022  
...4 more at 1.

#### All-Purpose Yards Punt Returns Most TDs

72 at SEA, Sep 20, 2020  
1 at BUF, Dec 06, 2021  
1 at DAL, Oct 30, 2022  
...4 more at 1.

### SINGLE-GAME HIGHS - POSTSEASON: RUSHING/RECEIVING

#### Rush Attempts

1 vs. TEN, Jan 04, 2020

#### Rushing Yards

7 vs. TEN, Jan 04, 2020

#### Longest Runs

7 vs. TEN, Jan 04, 2020

#### Receptions

2 vs. TEN, Jan 04, 2020

#### Receiving Yards

21 vs. TEN, Jan 04, 2020

#### Longest Receptions

14 vs. TEN, Jan 04, 2020

#### All-Purpose Yards

28 vs. TEN, Jan 04, 2020

### 2023 GAME-BY-GAME REGULAR-SEASON STATISTICS (VIKINGS)

| DATE               | OPPONENT    | P/S        | RECEIVING |          |            |          |          | RUSHING  |          |            |          |          | W/L        | SCORE |
|--------------------|-------------|------------|-----------|----------|------------|----------|----------|----------|----------|------------|----------|----------|------------|-------|
|                    |             |            | NO.       | YDS.     | AVG.       | LG       | TD       | NO.      | YDS.     | AVG.       | LG       | TD       |            |       |
| 09/10              | Buccaneers  |            |           |          |            |          |          |          |          |            |          |          | L          | 17-20 |
| 09/14              | at Eagles   |            |           |          |            |          |          |          |          |            |          |          | L          | 28-34 |
| 09/24              | Chargers    |            |           |          |            |          |          |          |          |            |          |          | L          | 24-28 |
| 10/01              | at Panthers |            |           |          |            |          |          |          |          |            |          |          | W          | 21-13 |
| 10/08              | Chiefs      |            |           |          |            |          |          |          |          |            |          |          | L          | 20-27 |
| 10/15              | at Bears    | P          | 0         | 0        | 0.0        | 0        | 0        | 0        | 0        | 0.0        | 0        | 0        | W          | 19-13 |
| 10/23              | 49ers       | P          | 0         | 0        | 0.0        | 0        | 0        | 0        | 0        | 0.0        | 0        | 0        | W          | 22-17 |
| 10/29              | at Packers  | P          | 0         | 0        | 0.0        | 0        | 0        | 0        | 0        | 0.0        | 0        | 0        | W          | 24-10 |
| 11/05              | at Falcons  | P          | 0         | 0        | 0.0        | 0        | 0        | 0        | 0        | 0.0        | 0        | 0        | W          | 31-28 |
| <b>2023 TOTALS</b> |             | <b>4-0</b> | <b>0</b>  | <b>0</b> | <b>0.0</b> | <b>0</b> | <b>0</b> | <b>0</b> | <b>0</b> | <b>0.0</b> | <b>0</b> | <b>0</b> | <b>5-4</b> |       |

**2022 GAME-BY-GAME REGULAR-SEASON STATISTICS (BEARS)**

| DATE               | OPPONENT    | P/S        | RECEIVING |            |             |           |          | RUSHING  |          |            |          |          | W/L      | SCORE       |
|--------------------|-------------|------------|-----------|------------|-------------|-----------|----------|----------|----------|------------|----------|----------|----------|-------------|
|                    |             |            | NO.       | YDS.       | AVG.        | LG        | TD       | NO.      | YDS.     | AVG.       | LG       | TD       |          |             |
| 09/11              | 49ers       |            |           |            |             |           |          |          |          |            |          |          | W        | 19-10       |
| 09/18              | at Packers  |            |           |            |             |           |          |          |          |            |          |          | L        | 10-27       |
| 09/25              | Texans      |            |           |            |             |           |          |          |          |            |          |          | W        | 23-20       |
| 10/02              | at Giants   |            |           |            |             |           |          |          |          |            |          |          | L        | 12-20       |
| 10/09              | at Vikings  |            |           |            |             |           |          |          |          |            |          |          | L        | 22-29       |
| 10/13              | Commanders  |            |           |            |             |           |          |          |          |            |          |          | L        | 7-12        |
| 10/24              | at Patriots | P          | 1         | 14         | 14.0        | 14        | 0        | 0        | 0        | 0.0        | 0        | 0        | W        | 33-14       |
| 10/30              | at Cowboys  | P          | 2         | 24         | 12.0        | 17t       | 1        | 0        | 0        | 0.0        | 0        | 0        | L        | 29-49       |
| 11/06              | Dolphins    | P          | 1         | 6          | 6.0         | 6         | 0        | 0        | 0        | 0.0        | 0        | 0        | L        | 32-35       |
| 11/13              | Lions       |            |           |            |             |           |          |          |          |            |          |          | L        | 30-31       |
| 11/20              | at Falcons  |            |           |            |             |           |          |          |          |            |          |          | L        | 24-27       |
| 11/27              | at Jets     |            |           |            |             |           |          |          |          |            |          |          | L        | 10-31       |
| 12/04              | Packers     | P          | 1         | 49         | 49.0        | 49        | 0        | 0        | 0        | 0.0        | 0        | 0        | L        | 19-28       |
| 12/18              | Eagles      |            |           |            |             |           |          |          |          |            |          |          | L        | 20-25       |
| 12/24              | Bills       | P          | 0         | 0          | 0.0         | 0         | 0        | 0        | 0        | 0.0        | 0        | 0        | L        | 13-35       |
| 01/01              | at Lions    | P          | 1         | 16         | 16.0        | 16        | 0        | 0        | 0        | 0.0        | 0        | 0        | L        | 10-41       |
| 01/08              | Vikings     | P          | 1         | 7          | 7.0         | 7         | 0        | 0        | 0        | 0.0        | 0        | 0        | L        | 13-29       |
| <b>2022 TOTALS</b> |             | <b>7-0</b> | <b>7</b>  | <b>116</b> | <b>16.6</b> | <b>49</b> | <b>1</b> | <b>0</b> | <b>0</b> | <b>0.0</b> | <b>0</b> | <b>0</b> | <b>0</b> | <b>3-14</b> |

**2021 GAME-BY-GAME REGULAR-SEASON STATISTICS (PATRIOTS)**

| DATE               | OPPONENT    | P/S         | RECEIVING |            |             |           |          | RUSHING  |          |            |          |          | W/L      | SCORE       |
|--------------------|-------------|-------------|-----------|------------|-------------|-----------|----------|----------|----------|------------|----------|----------|----------|-------------|
|                    |             |             | NO.       | YDS.       | AVG.        | LG        | TD       | NO.      | YDS.     | AVG.       | LG       | TD       |          |             |
| 09/12              | Dolphins    |             |           |            |             |           |          |          |          |            |          |          | L        | 16-17       |
| 09/19              | at Jets     |             |           |            |             |           |          |          |          |            |          |          | W        | 25-6        |
| 09/26              | Saints      |             |           |            |             |           |          |          |          |            |          |          | L        | 13-28       |
| 10/03              | Buccaneers  | P           | 1         | 10         | 10.0        | 10        | 0        | 0        | 0        | 0.0        | 0        | 0        | L        | 17-19       |
| 10/10              | at Texans   | P           | 1         | 9          | 9.0         | 9         | 0        | 0        | 0        | 0.0        | 0        | 0        | W        | 25-22       |
| 10/17              | Cowboys     | S           | 0         | 0          | 0.0         | 0         | 0        | 0        | 0        | 0.0        | 0        | 0        | L        | 29-35+      |
| 10/24              | Jets        | P           | 1         | 28         | 28.0        | 28        | 0        | 0        | 0        | 0.0        | 0        | 0        | W        | 54-13       |
| 10/31              | at Chargers | P           | 2         | 30         | 15.0        | 15        | 0        | 0        | 0        | 0.0        | 0        | 0        | W        | 27-24       |
| 11/07              | at Panthers |             |           |            |             |           |          |          |          |            |          |          | W        | 24-6        |
| 11/14              | Browns      | S           | 1         | 26         | 26.0        | 26        | 0        | 0        | 0        | 0.0        | 0        | 0        | W        | 45-7        |
| 11/18              | at Falcons  | S           | 2         | 14         | 7.0         | 9         | 0        | 0        | 0        | 0.0        | 0        | 0        | W        | 25-0        |
| 11/28              | Titans      | P           | 0         | 0          | 0.0         | 0         | 0        | 0        | 0        | 0.0        | 0        | 0        | W        | 36-13       |
| 12/06              | at Bills    | P           | 0         | 0          | 0.0         | 0         | 0        | 0        | 0        | 0.0        | 0        | 0        | W        | 14-10       |
| 12/18              | at Colts    | P           | 2         | 52         | 26.0        | 43        | 0        | 0        | 0        | 0.0        | 0        | 0        | L        | 17-27       |
| 12/26              | Bills       | S           | 2         | 15         | 7.5         | 10        | 0        | 0        | 0        | 0.0        | 0        | 0        | L        | 21-33       |
| 01/02              | Jaguars     |             |           |            |             |           |          |          |          |            |          |          | W        | 50-10       |
| 01/09              | at Dolphins | P           | 0         | 0          | 0.0         | 0         | 0        | 0        | 0        | 0.0        | 0        | 0        | L        | 24-33       |
| <b>2021 TOTALS</b> |             | <b>12-4</b> | <b>12</b> | <b>184</b> | <b>15.3</b> | <b>43</b> | <b>0</b> | <b>0</b> | <b>0</b> | <b>0.0</b> | <b>0</b> | <b>0</b> | <b>0</b> | <b>10-7</b> |

+ - Overtime

**2020 GAME-BY-GAME REGULAR-SEASON STATISTICS (PATRIOTS)**

|                    |             |             | RECEIVING |            |            |           |          | RUSHING          |          |            |          |          |            |       |
|--------------------|-------------|-------------|-----------|------------|------------|-----------|----------|------------------|----------|------------|----------|----------|------------|-------|
| DATE               | OPPONENT    | P/S         | NO.       | YDS.       | AVG.       | LG        | TD       | NO.              | YDS.     | AVG.       | LG       | TD       | W/L        | SCORE |
| 09/13              | Dolphins    | S           | 5         | 39         | 7.8        | 13        | 0        | 0                | 0        | 0.0        | 0        | 0        | W          | 21-11 |
| 09/20              | at Seahawks | S           | 8         | 72         | 9.0        | 17        | 0        | 0                | 0        | 0.0        | 0        | 0        | L          | 30-35 |
| 09/27              | Raiders     | S           | 2         | 34         | 17.0       | 27        | 0        | 1                | 2        | 2.0        | 2        | 0        | W          | 36-20 |
| 10/05              | at Chiefs   | S           | 3         | 21         | 7.0        | 9         | 1        | 0                | 0        | 0.0        | 0        | 0        | L          | 10-26 |
| 10/18              | Broncos     | S           | 0         | 0          | 0.0        | 0         | 0        | 0                | 0        | 0.0        | 0        | 0        | L          | 12-18 |
| 10/25              | 49ers       | S           | 1         | 6          | 6.0        | 6         | 0        | 0                | 0        | 0.0        | 0        | 0        | L          | 6-33  |
| 11/01              | at Bills    |             |           |            |            |           |          | ON INACTIVE LIST |          |            |          |          | L          | 21-24 |
| 11/09              | at Jets     |             |           |            |            |           |          | ON INACTIVE LIST |          |            |          |          | W          | 30-27 |
| 11/15              | Ravens      | P           | 0         | 0          | 0.0        | 0         | 0        | 0                | 0        | 0.0        | 0        | 0        | W          | 23-17 |
| 11/22              | at Texans   | P           | 5         | 41         | 8.2        | 13        | 0        | 0                | 0        | 0.0        | 0        | 0        | L          | 20-27 |
| 11/29              | Cardinals   | S           | 0         | 0          | 0.0        | 0         | 0        | 1                | -2       | -2.0       | -2       | 0        | W          | 20-17 |
| 12/06              | at Chargers | S           | 2         | 15         | 7.5        | 10        | 1        | 0                | 0        | 0.0        | 0        | 0        | W          | 45-0  |
| 12/10              | at Rams     | P           | 3         | 49         | 16.3       | 30        | 0        | 0                | 0        | 0.0        | 0        | 0        | L          | 3-24  |
| 12/20              | at Dolphins | P           | 1         | 12         | 12.0       | 12        | 0        | 0                | 0        | 0.0        | 0        | 0        | L          | 12-22 |
| 12/28              | Bills       | P           | 1         | 3          | 3.0        | 3         | 0        | 0                | 0        | 0.0        | 0        | 0        | L          | 9-38  |
| 01/03              | Jets        | S           | 2         | 17         | 8.5        | 10        | 0        | 0                | 0        | 0.0        | 0        | 0        | W          | 28-14 |
| <b>2020 TOTALS</b> |             | <b>14-9</b> | <b>33</b> | <b>309</b> | <b>9.4</b> | <b>30</b> | <b>2</b> | <b>2</b>         | <b>0</b> | <b>0.0</b> | <b>2</b> | <b>0</b> | <b>7-9</b> |       |

**2019 GAME-BY-GAME REGULAR-SEASON STATISTICS (PATRIOTS)**

|                    |             |            | RECEIVING |            |            |           |          | RUSHING      |           |            |           |          |             |       |
|--------------------|-------------|------------|-----------|------------|------------|-----------|----------|--------------|-----------|------------|-----------|----------|-------------|-------|
| DATE               | OPPONENT    | P/S        | NO.       | YDS.       | AVG.       | LG        | TD       | NO.          | YDS.      | AVG.       | LG        | TD       | W/L         | SCORE |
| 09/08              | Steelers    |            |           |            |            |           |          | DID NOT PLAY |           |            |           |          | W           | 33-3  |
| 09/15              | at Dolphins |            |           |            |            |           |          | DID NOT PLAY |           |            |           |          | W           | 43-0  |
| 09/22              | Jets        |            |           |            |            |           |          | DID NOT PLAY |           |            |           |          | W           | 30-14 |
| 09/29              | at Bills    |            |           |            |            |           |          | DID NOT PLAY |           |            |           |          | W           | 16-10 |
| 10/06              | at Redskins |            |           |            |            |           |          | DID NOT PLAY |           |            |           |          | W           | 33-7  |
| 10/10              | Giants      |            |           |            |            |           |          | DID NOT PLAY |           |            |           |          | W           | 35-14 |
| 10/21              | at Jets     |            |           |            |            |           |          | DID NOT PLAY |           |            |           |          | W           | 33-0  |
| 10/27              | Browns      |            |           |            |            |           |          | DID NOT PLAY |           |            |           |          | W           | 27-13 |
| 11/03              | at Ravens   |            |           |            |            |           |          | INACTIVE     |           |            |           |          | L           | 20-37 |
| 11/17              | at Eagles   | P          | 3         | 18         | 6.0        | 11        | 0        | 0            | 0         | 0.0        | 0         | 0        | W           | 17-10 |
| 11/24              | Cowboys     | S          | 1         | 10         | 10.0       | 10t       | 1        | 0            | 0         | 0.0        | 0         | 0        | W           | 13-9  |
| 12/01              | at Texans   | S          | 0         | 0          | 0.0        | 0         | 0        | 0            | 0         | 0.0        | 0         | 0        | L           | 22-28 |
| 12/08              | Chiefs      | P          | 1         | 12         | 12.0       | 12        | 0        | 0            | 0         | 0.0        | 0         | 0        | L           | 16-23 |
| 12/15              | at Bengals  | S          | 2         | 15         | 7.5        | 8         | 1        | 2            | 22        | 11.0       | 12        | 0        | W           | 34-13 |
| 12/21              | Bills       | S          | 2         | 21         | 10.5       | 12        | 0        | 2            | 18        | 9.0        | 18        | 0        | W           | 24-17 |
| 12/29              | Dolphins    | S          | 3         | 29         | 9.7        | 18        | 0        | 1            | 9         | 9.0        | 9         | 0        | L           | 24-27 |
| <b>2019 TOTALS</b> |             | <b>7-5</b> | <b>12</b> | <b>105</b> | <b>8.8</b> | <b>18</b> | <b>2</b> | <b>5</b>     | <b>49</b> | <b>9.8</b> | <b>18</b> | <b>0</b> | <b>12-4</b> |       |

**2021 GAME-BY-GAME POSTSEASON STATISTICS (PATRIOTS)**

|                    |          |            | RECEIVING |          |            |          |          | RUSHING  |          |            |          |          |            |       |
|--------------------|----------|------------|-----------|----------|------------|----------|----------|----------|----------|------------|----------|----------|------------|-------|
| DATE               | OPPONENT | P/S        | NO.       | YDS.     | AVG.       | LG       | TD       | NO.      | YDS.     | AVG.       | LG       | TD       | W/L        | SCORE |
| 01/15              | at Bills | P          | 0         | 0        | 0.0        | 0        | 0        | 0        | 0        | 0.0        | 0        | 0        | L          | 17-47 |
| <b>2021 TOTALS</b> |          | <b>1-0</b> | <b>0</b>  | <b>0</b> | <b>0.0</b> | <b>0</b> | <b>0</b> | <b>0</b> | <b>0</b> | <b>0.0</b> | <b>0</b> | <b>0</b> | <b>0-1</b> |       |

**2019 GAME-BY-GAME POSTSEASON STATISTICS (PATRIOTS)**

| DATE               | OPPONENT | P/S        | RECEIVING |           |             |           |          | RUSHING  |          |            |          |          | W/L        | SCORE |
|--------------------|----------|------------|-----------|-----------|-------------|-----------|----------|----------|----------|------------|----------|----------|------------|-------|
|                    |          |            | NO.       | YDS.      | AVG.        | LG        | TD       | NO.      | YDS.     | AVG.       | LG       | TD       |            |       |
| 01/04              | Titans   | S          | 2         | 21        | 10.5        | 14        | 0        | 1        | 7        | 7.0        | 7        | 0        | L          | 13-20 |
| <b>2019 TOTALS</b> |          | <b>1-1</b> | <b>2</b>  | <b>21</b> | <b>10.5</b> | <b>14</b> | <b>0</b> | <b>1</b> | <b>7</b> | <b>7.0</b> | <b>7</b> | <b>0</b> | <b>0-1</b> |       |





# JORDAN HICKS



# 58

## LINEBACKER

**Ht:** 6-1

**DOB:** 6-27-92

**Vikings Season:** 2

**Acquired:** FA '22

**Wt:** 236

**College:** Texas

**NFL Season:** 9

**2023 GP/GS**

9/9

**CAREER GP/GS**

118/115

**PLAYOFF GP/GS**

4/3

### KEY TRANSACTIONS

- Drafted in the third round (No. 84 overall) in the 2015 NFL Draft by the Philadelphia Eagles 5/1/15.
- Placed on IR by the Philadelphia Eagles on 11/9/15.
- Placed on IR by the Philadelphia Eagles on 10/31/17.
- Signed with the Arizona Cardinals on 3/15/19.
- Released by the Arizona Cardinals on 3/9/22.
- Signed by the Minnesota Vikings on 3/17/22.

### OFF THE FIELD

- Launched TopTier Wealth Management in 2018, a financial management firm that aides professional athletes with their financial planning.
- Has two sons, Ayven and Lukah, and a daughter, Taliya, with his wife, Ivana.
- Born in Colorado Springs, Colorado, and also lived in Indiana (ages 1-6) and South Carolina (ages 6-11) before moving to Ohio.

### HONORS

- NFC Defensive Player of the Week (Week 6, 2023)

### CAREER NOTES

#### 2023 | MINNESOTA VIKINGS

- Selected a team captain for the 2023 season.
- Leads all Vikings linebackers in defensive snaps and is tied with Cam Bynum for the team lead with 80 total tackles.
- Had game-high 11 tackles, 1.0 sack, two tackles for loss and one pass defended at Atlanta (11/5).
- Recorded an interception and returned a fumble 42 yards for a touchdown, becoming the first Viking since Orlando Thomas on Nov. 23, 1995, at Detroit to have an interception and a fumble return TD in the same game.
- Forced a fumble and recovered it vs. Los Angeles Chargers (9/24), the first time in his career he recovered a fumble he forced.

#### 2022 | MINNESOTA VIKINGS

- Finished the 2022 regular season with the second-most tackles (129) on the team. Also tallied 3.0 sacks, 10 passes defended and four QB hits.
- Started his first playoff game as a Viking and tallied eight tackles (six solo) (1/15/23).
- Tallied eight tackles (seven solo), including a tackle for a loss and one pass defended in Detroit. Now has 106 tackles on the season, the second-most behind LB Eric Kendricks who has a team-leading 107 (12/11).
- Made his 100th career start and tallied his third sack of the season, upping his career sacks to 13.5 (11/24).
- Played his 100th career game and finished with 12 total tackles (10 solo) and two passes defended, marking the first time in his career he's recorded that stat line (11/6).
- Notched his 25th game with double-digit tackles, registering 11 at Miami. Also had 1.0 sack, two quarterback hits and one pass defended (10/16).
- Tallied his third career game with 14 total tackles, his single-game career-high. Also had one pass defended (9/25).
- Notched the 12th interception of his career, which leads all linebackers since 2015, when he entered the league (9/19).
- Made his Vikings debut against Green Bay and tallied 14 total tackles, 1.0 sack and a forced fumble (9/11).

His 14 total tackles on the day tied a career-high (9/11).

#### **2021 | ARIZONA CARDINALS**

- Named a team captain for the second consecutive season and started every game for the third consecutive season.
- One of only two players in the NFL (MIN's Eric Kendricks) to record 100+ tackles and 4.0+ sacks on the season.
- Recipient of the Steve Schoenfeld Media Good Guy Award, which is voted on by the Arizona PFWA chapter.
- Tallied a career-high 4.0 sacks while adding 116 tackles (75 solo), seven tackles for loss, five QB hits, five passes defended, one forced fumble and two fumble recoveries.

#### **2020 | ARIZONA CARDINALS**

- Named a team captain for the first time in his career and started all 16 games for the second consecutive season.
- Totaled a team-high 118 tackles, a career-high-tying 11 tackles for loss and one INT.

#### **2019 | ARIZONA CARDINALS**

- Started all 16 games for the second time in his career and totaled a career-high 150 tackles, 11 tackles for loss, 1.5 sacks, three INTs, two forced fumbles and a fumble recovery.
- Ranked third in the NFL in tackles and tied for the league lead with a franchise-record nine games with 10+ tackles.
- Played all 1,132 of the Cardinals defensive snaps, which led all NFL defenders.

#### **2018 | PHILADELPHIA EAGLES**

- Started 12 games and appeared in both postseason contests (one start).
- Recorded 89 tackles, a career-high 3.0 sacks, six QB hits, five tackles for loss, five passes defended and a fumble recovery in the regular season.
- Had a team-high seven tackles, a career-high 1.5 sacks, a tackle for loss, two QB hits and a pass defended vs. Atl (9/6).

#### **2017 | PHILADELPHIA EAGLES**

- Started the first seven games and had 28 tackles and a fumble recovery before an Achilles injury ended his season.

#### **2016 | PHILADELPHIA EAGLES**

- Started all 16 games in his second NFL season and set career highs in tackles (95), INTs (five) and passes defended (11).
- Led all NFL LBs and tied for fifth in the NFL with five INTs; league's only non-DB with at least five INTs and the most by a non-DB for the Eagles since 1974 (Bill Bergey, five).
- Joined Rams Alex Ogbert (11) as the NFL's only ILBs with at least 11 passes defended.
- With six total takeaways in 2016 (five INT, one FR), Hicks became the first NFL LB to record 11+ takeaways in their first 24 career games since Hall of Famer Jack Ham (1971-72)

#### **2015 | PHILADELPHIA EAGLES**

- Appeared in eight games (five starts) during his rookie campaign, collecting 54 tackles, a sack, two INTs (one returned for a TD), three passes defended, a career-high three fumble recoveries, a forced fumble and a special teams tackle.
- Saw his first career action on defense, totaling seven tackles and dropping Tony Romo for a sack-fumble in the third quarter vs. Dal (9/20).
- Made his first career start and totaled 14 tackles while adding his first career INT and recovered his first career fumble @ NYJ (9/27).

#### **COLLEGE - TEXAS**

- A five-year LB who appeared in 45 career games (28 starts), recording 299 tackles (148 solo), 24 tackles for loss, 5.5 sacks, two INTs, seven passes defended and a fumble recovery.
- As a senior in 2014, Hicks started all 13 games at weakside LB and was named a second-team All-American selection by the Walter Camp Football Foundation and the Football Writers Association of America (FWAA).
- Second Team All-Big 12 selection by The Associated Press and the coaches
- Was a First-Team Academic All-Big 12 choice.
- Led the team with a career-high 147 tackles, which tied for seventh on the UT all-time single-season list and was the most since Winfred Tubbs tallied 157 in 1992.

#### **PREP - LAKOTA WEST (OHIO)**

- Attended Lakota West (Cincinnati, Ohio) High School where he was a prep All-American, two-time First-Team All-State, all-county and all-district selection at LB.
- Named the Butkus Award winner as the nation's top LB and Gatorade's Ohio High School Player of the Year as a senior in 2009.
- Also named a USA TODAY, EA Sports and PARADE First-Team All-American selection that year.

- Posted 216 tackles, 8.5 sacks, 36 TFL, three forced fumbles, four INTs, 10 PBU's and a TD over his final three seasons.
- Also lettered in basketball and set district records for most varsity basketball games played (87) and total steals (170).

### JORDAN HICKS' NFL REGULAR SEASON DEFENSIVE STATISTICS

| DATE              | TEAM      | GP         | GS         | TACKLES    |            |            |           |            |             |             | INTERCEPTIONS |           |            |            |          |           | O. FUMB  |           |          |           | ST       |          |          |          | MISC     |          |   |
|-------------------|-----------|------------|------------|------------|------------|------------|-----------|------------|-------------|-------------|---------------|-----------|------------|------------|----------|-----------|----------|-----------|----------|-----------|----------|----------|----------|----------|----------|----------|---|
|                   |           |            |            | TK         | S          | A          | TFL       | YDS        | SK          | YDS         | QBH           | NO        | YDS        | LG         | TD       | PD        | FF       | FR        | TD       | YDS       | TK       | S        | A        | FF       | FR       | S        | A |
| 2023              | Vikings   | 9          | 9          | 80         | 47         | 33         | 3         | 8          | 1.0         | 8.0         | 1             | 1         | 9          | 9          | 0        | 4         | 1        | 2         | 1        | 42        | 0        | 0        | 0        | 0        | 0        | 0        | 0 |
| 2022              | Vikings   | 17         | 17         | 129        | 86         | 43         | 2         | 2          | 3.0         | 11.0        | 4             | 1         | 19         | 19         | 0        | 10        | 1        | 0         | 0        | 0         | 0        | 0        | 0        | 0        | 0        | 0        |   |
| 2021              | Cardinals | 17         | 17         | 116        | 75         | 41         | 7         | 32         | 4.0         | 38.0        | 5             | 0         | 0          | 0          | 0        | 5         | 1        | 2         | 0        | 0         | 0        | 0        | 0        | 0        | 0        | 0        |   |
| 2020              | Cardinals | 16         | 16         | 118        | 78         | 40         | 11        | 25         | 0.0         | 0.0         | 1             | 1         | 6          | 6          | 0        | 4         | 0        | 0         | 0        | 0         | 0        | 0        | 0        | 0        | 0        | 0        |   |
| 2019              | Cardinals | 16         | 16         | 150        | 93         | 57         | 11        | 27         | 1.5         | 11.5        | 7             | 3         | 64         | 48         | 0        | 6         | 2        | 1         | 0        | 0         | 0        | 0        | 0        | 0        | 0        | 0        |   |
| 2018              | Eagles    | 12         | 12         | 91         | 61         | 30         | 5         | 35         | 3.0         | 22.0        | 6             | 0         | 0          | 0          | 0        | 5         | 0        | 1         | 0        | 13        | 0        | 0        | 0        | 0        | 0        | 0        |   |
| 2017              | Eagles    | 7          | 7          | 28         | 19         | 9          | 0         | 0          | 0.0         | 0.0         | 2             | 0         | 0          | 0          | 0        | 0         | 0        | 1         | 0        | 0         | 0        | 0        | 0        | 0        | 0        | 0        |   |
| 2016              | Eagles    | 16         | 16         | 85         | 58         | 27         | 6         | 16         | 1.0         | 3.0         | 5             | 5         | 41         | 34         | 0        | 11        | 0        | 1         | 0        | 0         | 0        | 0        | 0        | 0        | 0        | 0        |   |
| 2015              | Eagles    | 8          | 5          | 49         | 42         | 7          | 1         | 3          | 1.0         | 6.0         | 1             | 2         | 67         | 67t        | 1        | 3         | 1        | 3         | 0        | 11        | 1        | 1        | 0        | 0        | 0        | 0        |   |
| <b>NFL TOTALS</b> |           | <b>118</b> | <b>115</b> | <b>846</b> | <b>559</b> | <b>287</b> | <b>46</b> | <b>148</b> | <b>14.5</b> | <b>99.5</b> | <b>32</b>     | <b>13</b> | <b>206</b> | <b>67T</b> | <b>1</b> | <b>48</b> | <b>6</b> | <b>11</b> | <b>1</b> | <b>66</b> | <b>1</b> | <b>1</b> | <b>0</b> | <b>0</b> | <b>0</b> | <b>0</b> |   |

### JORDAN HICKS' NFL POSTSEASON DEFENSIVE STATISTICS

| DATE              | TEAM      | GP       | GS       | TACKLES   |           |           |          |          |            |            | INTERCEPTIONS |          |          |          |          |          | O. FUMB  |          |          |          | ST       |          |          |          | MISC     |          |
|-------------------|-----------|----------|----------|-----------|-----------|-----------|----------|----------|------------|------------|---------------|----------|----------|----------|----------|----------|----------|----------|----------|----------|----------|----------|----------|----------|----------|----------|
|                   |           |          |          | TK        | S         | A         | TFL      | YDS      | SK         | YDS        | QBH           | NO       | YDS      | LG       | TD       | PD       | FF       | FR       | TD       | YDS      | TK       | S        | A        | FF       | FR       | S        |
| 2022              | Vikings   | 1        | 1        | 8         | 6         | 2         | 0        | 0        | 0.0        | 0.0        | 0             | 0        | 0        | 0        | 0        | 0        | 0        | 0        | 0        | 0        | 0        | 0        | 0        | 0        | 0        | 0        |
| 2021              | Cardinals | 1        | 1        | 8         | 2         | 6         | 0        | 0        | 0.0        | 0.0        | 0             | 0        | 0        | 0        | 0        | 0        | 0        | 0        | 0        | 0        | 0        | 0        | 0        | 0        | 0        | 0        |
| 2018              | Eagles    | 2        | 1        | 12        | 9         | 3         | 1        | 1        | 0.0        | 0.0        | 0             | 0        | 0        | 0        | 0        | 0        | 0        | 0        | 0        | 0        | 0        | 0        | 0        | 0        | 0        | 0        |
| 2017              | Eagles    | 0        | 0        | 0         | 0         | 0         | 0        | 0        | 0.0        | 0.0        | 0             | 0        | 0        | 0        | 0        | 0        | 0        | 0        | 0        | 0        | 0        | 0        | 0        | 0        | 0        | 0        |
| <b>NFL TOTALS</b> |           | <b>4</b> | <b>3</b> | <b>28</b> | <b>17</b> | <b>11</b> | <b>1</b> | <b>1</b> | <b>0.0</b> | <b>0.0</b> | <b>0</b>      | <b>0</b> | <b>0</b> | <b>0</b> | <b>0</b> | <b>0</b> | <b>0</b> | <b>0</b> | <b>0</b> | <b>0</b> | <b>0</b> | <b>0</b> | <b>0</b> | <b>0</b> | <b>0</b> | <b>0</b> |

#### SINGLE-GAME HIGHS: DEFENSIVE

|                          |  |                                  |   |
|--------------------------|--|----------------------------------|---|
| <b>Total Tackles</b>     | 14 vs. DET, Sep 25, 2022<br>...2 more at 14. | <b>Tackles For Loss</b>          | 3 at CAR, Oct 04, 2020<br>...1 more at 3. |
| <b>Solo Tackles</b>      | 10 at WAS, Nov 06, 2022<br>...2 more at 10.  | <b>Interceptions</b>             | 2 vs. DAL, Jan 01, 2017                   |
| <b>Sacks</b>             | 2.0 at CLE, Oct 17, 2021                     | <b>Interception Return Yards</b> | 67 at DAL, Nov 08, 2015                   |
| <b>Passes Defensed</b>   | 2 at WAS, Nov 06, 2022<br>...5 more at 2.    | <b>Special Teams Tackles</b>     | 1 at DAL, Nov 08, 2015                    |
| <b>Forced Fumbles</b>    | 2 vs. SEA, Sep 29, 2019                      | <b>Longest Opp Fumble Return</b> | 42 at CHI, Oct 15, 2023                   |
| <b>Fumble Recoveries</b> | 2 at SF, Nov 07, 2021                        |                                  |   |

#### SINGLE-GAME HIGHS - POSTSEASON: DEFENSIVE

|                      |  |                         |                        |
|----------------------|--|-------------------------|------------------------|
| <b>Total Tackles</b> | 9 at NO, Jan 13, 2019                      | <b>Tackles For Loss</b> | 1 at CHI, Jan 06, 2019 |
| <b>Solo Tackles</b>  | 6 vs. NYG, Jan 15, 2023<br>...1 more at 6. |                         |                        |

**2023 GAME-BY-GAME REGULAR-SEASON STATISTICS (VIKINGS)**

| DATE               | OPPONENT    | P/S        | TACKLES   |           |           |            |            |          |          | INTERCEPTIONS |          |          |          |          | O. FUMB  |          |          |          | ST        |          |          |          |          | MISC     |          | SCORE    |            |       |
|--------------------|-------------|------------|-----------|-----------|-----------|------------|------------|----------|----------|---------------|----------|----------|----------|----------|----------|----------|----------|----------|-----------|----------|----------|----------|----------|----------|----------|----------|------------|-------|
|                    |             |            | TK        | S         | A         | SK         | YDS        | TFL      | YDS      | QBH           | NO       | YDS      | LG       | TD       | PD       | FF       | FR       | TD       | YDS       | TK       | S        | A        | FF       | FR       | S        |          | A          | W/L   |
| 09/10              | Buccaneers  | S          | 3         | 1         | 2         | 0.0        | 0.0        | 0        | 0        | 0             | 0        | 0        | 0        | 0        | 0        | 0        | 0        | 0        | 0         | 0        | 0        | 0        | 0        | 0        | 0        | 0        | L          | 17-20 |
| 09/14              | at Eagles   | S          | 11        | 8         | 3         | 0.0        | 0.0        | 1        | 0        | 0             | 0        | 0        | 0        | 0        | 0        | 0        | 0        | 0        | 0         | 0        | 0        | 0        | 0        | 0        | 0        | L        | 28-34      |       |
| 09/24              | Chargers    | S          | 6         | 5         | 1         | 0.0        | 0.0        | 0        | 0        | 0             | 0        | 0        | 0        | 0        | 1        | 1        | 0        | 0        | 0         | 0        | 0        | 0        | 0        | 0        | 0        | L        | 24-28      |       |
| 10/01              | at Panthers | S          | 13        | 5         | 8         | 0.0        | 0.0        | 0        | 0        | 0             | 0        | 0        | 0        | 0        | 0        | 0        | 0        | 0        | 0         | 0        | 0        | 0        | 0        | 0        | 0        | W        | 21-13      |       |
| 10/08              | Chiefs      | S          | 10        | 6         | 4         | 0.0        | 0.0        | 0        | 0        | 0             | 0        | 0        | 0        | 0        | 1        | 0        | 0        | 0        | 0         | 0        | 0        | 0        | 0        | 0        | 0        | L        | 20-27      |       |
| 10/15              | at Bears    | S          | 10        | 5         | 5         | 0.0        | 0.0        | 0        | 0        | 0             | 1        | 9        | 9        | 0        | 1        | 0        | 1        | 1        | 42        | 0        | 0        | 0        | 0        | 0        | 0        | W        | 19-13      |       |
| 10/23              | 49ers       | S          | 8         | 4         | 4         | 0.0        | 0.0        | 0        | 0        | 0             | 0        | 0        | 0        | 0        | 1        | 0        | 0        | 0        | 0         | 0        | 0        | 0        | 0        | 0        | 0        | W        | 22-17      |       |
| 10/29              | at Packers  | S          | 8         | 4         | 4         | 0.0        | 0.0        | 0        | 0        | 0             | 0        | 0        | 0        | 0        | 0        | 0        | 0        | 0        | 0         | 0        | 0        | 0        | 0        | 0        | 0        | W        | 24-10      |       |
| 11/05              | at Falcons  | S          | 11        | 9         | 2         | 1.0        | 8.0        | 2        | 8        | 1             | 0        | 0        | 0        | 0        | 1        | 0        | 0        | 0        | 0         | 0        | 0        | 0        | 0        | 0        | 0        | W        | 31-28      |       |
| <b>2023 TOTALS</b> |             | <b>9-9</b> | <b>80</b> | <b>47</b> | <b>33</b> | <b>1.0</b> | <b>8.0</b> | <b>3</b> | <b>8</b> | <b>1</b>      | <b>1</b> | <b>9</b> | <b>9</b> | <b>0</b> | <b>4</b> | <b>1</b> | <b>2</b> | <b>1</b> | <b>42</b> | <b>0</b> | <b>0</b> | <b>0</b> | <b>0</b> | <b>0</b> | <b>0</b> | <b>0</b> | <b>5-4</b> |       |

**2022 GAME-BY-GAME REGULAR-SEASON STATISTICS (VIKINGS)**

| DATE               | OPPONENT         | P/S          | TACKLES    |           |           |            |             |          |          | INTERCEPTIONS |          |           |           |          | O. FUMB   |          |          |          | ST       |          |          |          |          | MISC     |          | SCORE       |        |      |
|--------------------|------------------|--------------|------------|-----------|-----------|------------|-------------|----------|----------|---------------|----------|-----------|-----------|----------|-----------|----------|----------|----------|----------|----------|----------|----------|----------|----------|----------|-------------|--------|------|
|                    |                  |              | TK         | S         | A         | SK         | YDS         | TFL      | YDS      | QBH           | NO       | YDS       | LG        | TD       | PD        | FF       | FR       | TD       | YDS      | TK       | S        | A        | FF       | FR       | S        |             | A      | W/L  |
| 09/11              | Packers          | S            | 14         | 9         | 5         | 1.0        | 11.0        | 0        | 0        | 1             | 0        | 0         | 0         | 0        | 0         | 1        | 0        | 0        | 0        | 0        | 0        | 0        | 0        | 0        | 0        | 0           | W      | 23-7 |
| 09/19              | at Eagles        | S            | 3          | 3         | 0         | 0.0        | 0.0         | 0        | 0        | 0             | 1        | 19        | 19        | 0        | 1         | 0        | 0        | 0        | 0        | 0        | 0        | 0        | 0        | 0        | 0        | 0           | L      | 7-24 |
| 09/25              | Lions            | S            | 14         | 10        | 4         | 0.0        | 0.0         | 0        | 0        | 0             | 0        | 0         | 0         | 0        | 1         | 0        | 0        | 0        | 0        | 0        | 0        | 0        | 0        | 0        | 0        | W           | 28-24  |      |
| 10/02              | at Saints        | S            | 7          | 4         | 3         | 0.0        | 0.0         | 0        | 0        | 0             | 0        | 0         | 0         | 0        | 0         | 0        | 0        | 0        | 0        | 0        | 0        | 0        | 0        | 0        | 0        | W           | 28-25  |      |
| 10/09              | Bears            | S            | 7          | 2         | 5         | 0.0        | 0.0         | 0        | 0        | 0             | 0        | 0         | 0         | 0        | 1         | 0        | 0        | 0        | 0        | 0        | 0        | 0        | 0        | 0        | 0        | W           | 29-22  |      |
| 10/16              | at Dolphins      | S            | 11         | 8         | 3         | 1.0        | 0.0         | 0        | 0        | 2             | 0        | 0         | 0         | 0        | 1         | 0        | 0        | 0        | 0        | 0        | 0        | 0        | 0        | 0        | 0        | W           | 24-16  |      |
| 10/30              | Cardinals        | S            | 6          | 6         | 0         | 0.0        | 0.0         | 0        | 0        | 0             | 0        | 0         | 0         | 0        | 0         | 0        | 0        | 0        | 0        | 0        | 0        | 0        | 0        | 0        | 0        | W           | 34-26  |      |
| 11/06              | at<br>Commanders | S            | 12         | 10        | 2         | 0.0        | 0.0         | 0        | 0        | 0             | 0        | 0         | 0         | 0        | 2         | 0        | 0        | 0        | 0        | 0        | 0        | 0        | 0        | 0        | 0        | W           | 20-17  |      |
| 11/13              | at Bills         | S            | 3          | 3         | 0         | 0.0        | 0.0         | 0        | 0        | 0             | 0        | 0         | 0         | 0        | 1         | 0        | 0        | 0        | 0        | 0        | 0        | 0        | 0        | 0        | 0        | W           | 33-30+ |      |
| 11/20              | Cowboys          | S            | 7          | 4         | 3         | 0.0        | 0.0         | 0        | 0        | 0             | 0        | 0         | 0         | 0        | 0         | 0        | 0        | 0        | 0        | 0        | 0        | 0        | 0        | 0        | 0        | L           | 3-40   |      |
| 11/24              | Patriots         | S            | 8          | 6         | 2         | 1.0        | 0.0         | 0        | 0        | 1             | 0        | 0         | 0         | 0        | 0         | 0        | 0        | 0        | 0        | 0        | 0        | 0        | 0        | 0        | 0        | W           | 33-26  |      |
| 12/04              | Jets             | S            | 6          | 4         | 2         | 0.0        | 0.0         | 0        | 0        | 0             | 0        | 0         | 0         | 0        | 1         | 0        | 0        | 0        | 0        | 0        | 0        | 0        | 0        | 0        | 0        | W           | 27-22  |      |
| 12/11              | at Lions         | S            | 8          | 7         | 1         | 0.0        | 0.0         | 1        | 2        | 0             | 0        | 0         | 0         | 0        | 1         | 0        | 0        | 0        | 0        | 0        | 0        | 0        | 0        | 0        | 0        | L           | 23-34  |      |
| 12/17              | Colts            | S            | 7          | 3         | 4         | 0.0        | 0.0         | 1        | 0        | 0             | 0        | 0         | 0         | 0        | 0         | 0        | 0        | 0        | 0        | 0        | 0        | 0        | 0        | 0        | 0        | W           | 39-36+ |      |
| 12/24              | Giants           | S            | 10         | 5         | 5         | 0.0        | 0.0         | 0        | 0        | 0             | 0        | 0         | 0         | 0        | 1         | 0        | 0        | 0        | 0        | 0        | 0        | 0        | 0        | 0        | 0        | W           | 27-24  |      |
| 01/01              | at Packers       | S            | 4          | 1         | 3         | 0.0        | 0.0         | 0        | 0        | 0             | 0        | 0         | 0         | 0        | 0         | 0        | 0        | 0        | 0        | 0        | 0        | 0        | 0        | 0        | 0        | L           | 17-41  |      |
| 01/08              | at Bears         | S            | 2          | 1         | 1         | 0.0        | 0.0         | 0        | 0        | 0             | 0        | 0         | 0         | 0        | 0         | 0        | 0        | 0        | 0        | 0        | 0        | 0        | 0        | 0        | 0        | W           | 29-13  |      |
| <b>2022 TOTALS</b> |                  | <b>17-17</b> | <b>129</b> | <b>86</b> | <b>43</b> | <b>3.0</b> | <b>11.0</b> | <b>2</b> | <b>2</b> | <b>4</b>      | <b>1</b> | <b>19</b> | <b>19</b> | <b>0</b> | <b>10</b> | <b>1</b> | <b>0</b> | <b>0</b> | <b>0</b> | <b>0</b> | <b>0</b> | <b>0</b> | <b>0</b> | <b>0</b> | <b>0</b> | <b>13-4</b> |        |      |

+ - Overtime

**2021 GAME-BY-GAME REGULAR-SEASON STATISTICS (CARDINALS)**

| DATE               | OPPONENT    | P/S          | TACKLES    |           |           |            |             |          |           | INTERCEPTIONS |          |          |          |          | O. FUMB  |          |          |          | ST       |          |          |          |          | MISC     |          |          | SCORE       |       |
|--------------------|-------------|--------------|------------|-----------|-----------|------------|-------------|----------|-----------|---------------|----------|----------|----------|----------|----------|----------|----------|----------|----------|----------|----------|----------|----------|----------|----------|----------|-------------|-------|
|                    |             |              | TK         | S         | A         | SK         | YDS         | TFL      | YDS       | QBH           | NO       | YDS      | LG       | TD       | PD       | FF       | FR       | TD       | YDS      | TK       | S        | A        | FF       | FR       | S        | A        |             | W/L   |
| 09/12              | at Titans   | S            | 4          | 3         | 1         | 0.0        | 0.0         | 0        | 0         | 0             | 0        | 0        | 0        | 0        | 0        | 0        | 0        | 0        | 0        | 0        | 0        | 0        | 0        | 0        | 0        | 0        | W           | 38-13 |
| 09/19              | Vikings     | S            | 6          | 3         | 3         | 0.0        | 0.0         | 0        | 0         | 0             | 0        | 0        | 0        | 0        | 1        | 0        | 0        | 0        | 0        | 0        | 0        | 0        | 0        | 0        | 0        | 0        | W           | 34-33 |
| 09/26              | at Jaguars  | S            | 12         | 7         | 5         | 1.0        | 11.0        | 0        | 0         | 1             | 0        | 0        | 0        | 0        | 1        | 1        | 0        | 0        | 0        | 0        | 0        | 0        | 0        | 0        | 0        | W        | 31-19       |       |
| 10/03              | at Rams     | S            | 8          | 6         | 2         | 0.0        | 0.0         | 0        | 0         | 0             | 0        | 0        | 0        | 0        | 0        | 0        | 0        | 0        | 0        | 0        | 0        | 0        | 0        | 0        | 0        | W        | 37-20       |       |
| 10/10              | 49ers       | S            | 6          | 4         | 2         | 0.0        | 0.0         | 0        | 0         | 0             | 0        | 0        | 0        | 0        | 0        | 0        | 0        | 0        | 0        | 0        | 0        | 0        | 0        | 0        | 0        | W        | 17-10       |       |
| 10/17              | at Browns   | S            | 6          | 4         | 2         | 2.0        | 16.0        | 2        | 16        | 2             | 0        | 0        | 0        | 0        | 0        | 0        | 0        | 0        | 0        | 0        | 0        | 0        | 0        | 0        | 0        | W        | 37-14       |       |
| 10/24              | Texans      | S            | 2          | 2         | 0         | 0.0        | 0.0         | 0        | 0         | 0             | 0        | 0        | 0        | 0        | 0        | 0        | 0        | 0        | 0        | 0        | 0        | 0        | 0        | 0        | 0        | W        | 31-5        |       |
| 10/28              | Packers     | S            | 12         | 7         | 5         | 0.0        | 0.0         | 1        | 2         | 0             | 0        | 0        | 0        | 0        | 0        | 0        | 0        | 0        | 0        | 0        | 0        | 0        | 0        | 0        | 0        | L        | 21-24       |       |
| 11/07              | at 49ers    | S            | 8          | 5         | 3         | 0.0        | 0.0         | 1        | 0         | 0             | 0        | 0        | 0        | 0        | 0        | 0        | 2        | 0        | 0        | 0        | 0        | 0        | 0        | 0        | 0        | W        | 31-17       |       |
| 11/14              | Panthers    | S            | 10         | 8         | 2         | 0.0        | 0.0         | 0        | 0         | 0             | 0        | 0        | 0        | 0        | 1        | 0        | 0        | 0        | 0        | 0        | 0        | 0        | 0        | 0        | 0        | L        | 10-34       |       |
| 11/21              | at Seahawks | S            | 8          | 4         | 4         | 0.0        | 0.0         | 0        | 0         | 0             | 0        | 0        | 0        | 0        | 1        | 0        | 0        | 0        | 0        | 0        | 0        | 0        | 0        | 0        | 0        | W        | 23-13       |       |
| 12/05              | at Bears    | S            | 12         | 8         | 4         | 1.0        | 11.0        | 2        | 13        | 1             | 0        | 0        | 0        | 0        | 0        | 0        | 0        | 0        | 0        | 0        | 0        | 0        | 0        | 0        | 0        | W        | 33-22       |       |
| 12/13              | Rams        | S            | 7          | 6         | 1         | 0.0        | 0.0         | 0        | 0         | 0             | 0        | 0        | 0        | 0        | 0        | 0        | 0        | 0        | 0        | 0        | 0        | 0        | 0        | 0        | 0        | L        | 23-30       |       |
| 12/19              | at Lions    | S            | 5          | 3         | 2         | 0.0        | 0.0         | 0        | 0         | 0             | 0        | 0        | 0        | 0        | 1        | 0        | 0        | 0        | 0        | 0        | 0        | 0        | 0        | 0        | 0        | L        | 12-30       |       |
| 12/25              | Colts       | S            | 4          | 2         | 2         | 0.0        | 0.0         | 1        | 1         | 0             | 0        | 0        | 0        | 0        | 0        | 0        | 0        | 0        | 0        | 0        | 0        | 0        | 0        | 0        | 0        | L        | 16-22       |       |
| 01/02              | at Cowboys  | S            | 1          | 1         | 0         | 0.0        | 0.0         | 0        | 0         | 0             | 0        | 0        | 0        | 0        | 0        | 0        | 0        | 0        | 0        | 0        | 0        | 0        | 0        | 0        | 0        | W        | 25-22       |       |
| 01/09              | Seahawks    | S            | 5          | 2         | 3         | 0.0        | 0.0         | 0        | 0         | 1             | 0        | 0        | 0        | 0        | 0        | 0        | 0        | 0        | 0        | 0        | 0        | 0        | 0        | 0        | 0        | L        | 30-38       |       |
| <b>2021 TOTALS</b> |             | <b>17-17</b> | <b>116</b> | <b>75</b> | <b>41</b> | <b>4.0</b> | <b>38.0</b> | <b>7</b> | <b>32</b> | <b>5</b>      | <b>0</b> | <b>0</b> | <b>0</b> | <b>0</b> | <b>5</b> | <b>1</b> | <b>2</b> | <b>0</b> | <b>0</b> | <b>0</b> | <b>0</b> | <b>0</b> | <b>0</b> | <b>0</b> | <b>0</b> | <b>0</b> | <b>11-6</b> |       |

**2020 GAME-BY-GAME REGULAR-SEASON STATISTICS (CARDINALS)**

| DATE               | OPPONENT      | P/S          | TACKLES    |           |           |            |            |           |           | INTERCEPTIONS |          |          |          |          | O. FUMB  |          |          |          | ST       |          |          |          |          | MISC     |          |          | SCORE      |       |
|--------------------|---------------|--------------|------------|-----------|-----------|------------|------------|-----------|-----------|---------------|----------|----------|----------|----------|----------|----------|----------|----------|----------|----------|----------|----------|----------|----------|----------|----------|------------|-------|
|                    |               |              | TK         | S         | A         | SK         | YDS        | TFL       | YDS       | QBH           | NO       | YDS      | LG       | TD       | PD       | FF       | FR       | TD       | YDS      | TK       | S        | A        | FF       | FR       | S        | A        |            | W/L   |
| 09/13              | at 49ers      | S            | 6          | 4         | 2         | 0.0        | 0.0        | 1         | 6         | 0             | 0        | 0        | 0        | 0        | 0        | 0        | 0        | 0        | 0        | 0        | 0        | 0        | 0        | 0        | 0        | 0        | W          | 24-20 |
| 09/20              | Football Team | S            | 10         | 8         | 2         | 0.0        | 0.0        | 1         | 1         | 0             | 0        | 0        | 0        | 0        | 0        | 0        | 0        | 0        | 0        | 0        | 0        | 0        | 0        | 0        | 0        | 0        | W          | 30-15 |
| 09/27              | Lions         | S            | 5          | 3         | 2         | 0.0        | 0.0        | 0         | 0         | 0             | 0        | 0        | 0        | 0        | 0        | 0        | 0        | 0        | 0        | 0        | 0        | 0        | 0        | 0        | 0        | L        | 23-26      |       |
| 10/04              | at Panthers   | S            | 12         | 8         | 4         | 0.0        | 0.0        | 3         | 9         | 0             | 0        | 0        | 0        | 0        | 0        | 0        | 0        | 0        | 0        | 0        | 0        | 0        | 0        | 0        | 0        | L        | 21-31      |       |
| 10/11              | at Jets       | S            | 9          | 7         | 2         | 0.0        | 0.0        | 0         | 0         | 0             | 0        | 0        | 0        | 0        | 1        | 0        | 0        | 0        | 0        | 0        | 0        | 0        | 0        | 0        | 0        | W        | 30-10      |       |
| 10/19              | at Cowboys    | S            | 10         | 5         | 5         | 0.0        | 0.0        | 2         | 4         | 0             | 0        | 0        | 0        | 0        | 0        | 0        | 0        | 0        | 0        | 0        | 0        | 0        | 0        | 0        | 0        | W        | 38-10      |       |
| 10/25              | Seahawks      | S            | 7          | 4         | 3         | 0.0        | 0.0        | 0         | 0         | 0             | 0        | 0        | 0        | 0        | 0        | 0        | 0        | 0        | 0        | 0        | 0        | 0        | 0        | 0        | 0        | W        | 37-34+     |       |
| 11/08              | Dolphins      | S            | 7          | 4         | 3         | 0.0        | 0.0        | 1         | 2         | 0             | 0        | 0        | 0        | 0        | 0        | 0        | 0        | 0        | 0        | 0        | 0        | 0        | 0        | 0        | 0        | L        | 31-34      |       |
| 11/15              | Bills         | S            | 8          | 5         | 3         | 0.0        | 0.0        | 0         | 0         | 0             | 0        | 0        | 0        | 0        | 0        | 0        | 0        | 0        | 0        | 0        | 0        | 0        | 0        | 0        | 0        | W        | 32-30      |       |
| 11/19              | at Seahawks   | S            | 6          | 4         | 2         | 0.0        | 0.0        | 0         | 0         | 0             | 0        | 0        | 0        | 0        | 0        | 0        | 0        | 0        | 0        | 0        | 0        | 0        | 0        | 0        | 0        | L        | 21-28      |       |
| 11/29              | at Patriots   | S            | 7          | 6         | 1         | 0.0        | 0.0        | 0         | 0         | 0             | 0        | 0        | 0        | 0        | 1        | 0        | 0        | 0        | 0        | 0        | 0        | 0        | 0        | 0        | 0        | L        | 17-20      |       |
| 12/06              | Rams          | S            | 6          | 5         | 1         | 0.0        | 0.0        | 1         | 1         | 0             | 0        | 0        | 0        | 0        | 0        | 0        | 0        | 0        | 0        | 0        | 0        | 0        | 0        | 0        | 0        | L        | 28-38      |       |
| 12/13              | at Giants     | S            | 8          | 4         | 4         | 0.0        | 0.0        | 0         | 0         | 0             | 0        | 0        | 0        | 0        | 0        | 0        | 0        | 0        | 0        | 0        | 0        | 0        | 0        | 0        | 0        | W        | 26-7       |       |
| 12/20              | Eagles        | S            | 6          | 5         | 1         | 0.0        | 0.0        | 2         | 2         | 1             | 0        | 0        | 0        | 0        | 0        | 0        | 0        | 0        | 0        | 0        | 0        | 0        | 0        | 0        | 0        | W        | 33-26      |       |
| 12/26              | 49ers         | S            | 6          | 3         | 3         | 0.0        | 0.0        | 0         | 0         | 0             | 0        | 0        | 0        | 0        | 1        | 0        | 0        | 0        | 0        | 0        | 0        | 0        | 0        | 0        | 0        | L        | 12-20      |       |
| 01/03              | at Rams       | S            | 5          | 3         | 2         | 0.0        | 0.0        | 0         | 0         | 0             | 1        | 6        | 6        | 0        | 1        | 0        | 0        | 0        | 0        | 0        | 0        | 0        | 0        | 0        | 0        | L        | 7-18       |       |
| <b>2020 TOTALS</b> |               | <b>16-16</b> | <b>118</b> | <b>78</b> | <b>40</b> | <b>0.0</b> | <b>0.0</b> | <b>11</b> | <b>25</b> | <b>1</b>      | <b>1</b> | <b>6</b> | <b>6</b> | <b>0</b> | <b>4</b> | <b>0</b> | <b>0</b> | <b>0</b> | <b>0</b> | <b>0</b> | <b>0</b> | <b>0</b> | <b>0</b> | <b>0</b> | <b>0</b> | <b>0</b> | <b>8-8</b> |       |

+ - Overtime

**2019 GAME-BY-GAME REGULAR-SEASON STATISTICS (CARDINALS)**

| DATE               | OPPONENT      | P/S | TACKLES      |            |           |           |            |             |           | INTERCEPTIONS |          |          |           |           | O. FUMB  |          |          |          | ST       |          |          |          | MISC     |          |          | SCORE    |               |        |
|--------------------|---------------|-----|--------------|------------|-----------|-----------|------------|-------------|-----------|---------------|----------|----------|-----------|-----------|----------|----------|----------|----------|----------|----------|----------|----------|----------|----------|----------|----------|---------------|--------|
|                    |               |     | TK           | S          | A         | SK        | YDS        | TFL         | YDS       | QBH           | NO       | YDS      | LG        | TD        | PD       | FF       | FR       | TD       | YDS      | TK       | S        | A        | FF       | FR       | S        |          | A             | W/L    |
| 09/08              | Lions         | S   | 14           | 7          | 7         | 0.0       | 0.0        | 2           | 3         | 2             | 0        | 0        | 0         | 0         | 0        | 0        | 0        | 0        | 0        | 0        | 0        | 0        | 0        | 0        | 0        | 0        | T             | 27-27+ |
| 09/15              | at Ravens     | S   | 11           | 8          | 3         | 0.0       | 0.0        | 0           | 0         | 0             | 0        | 0        | 0         | 0         | 1        | 0        | 0        | 0        | 0        | 0        | 0        | 0        | 0        | 0        | 0        | L        | 17-23         |        |
| 09/22              | Panthers      | S   | 11           | 5          | 6         | 0.0       | 0.0        | 0           | 0         | 0             | 0        | 0        | 0         | 0         | 0        | 0        | 0        | 0        | 0        | 0        | 0        | 0        | 0        | 0        | 0        | L        | 20-38         |        |
| 09/29              | Seahawks      | S   | 12           | 8          | 4         | 0.5       | 2.5        | 0           | 0         | 1             | 0        | 0        | 0         | 0         | 0        | 2        | 0        | 0        | 0        | 0        | 0        | 0        | 0        | 0        | 0        | L        | 10-27         |        |
| 10/06              | at Bengals    | S   | 6            | 3          | 3         | 0.0       | 0.0        | 1           | 1         | 1             | 0        | 0        | 0         | 0         | 1        | 0        | 0        | 0        | 0        | 0        | 0        | 0        | 0        | 0        | 0        | W        | 26-23         |        |
| 10/13              | Falcons       | S   | 9            | 4          | 5         | 0.0       | 0.0        | 0           | 0         | 0             | 0        | 0        | 0         | 0         | 0        | 0        | 0        | 0        | 0        | 0        | 0        | 0        | 0        | 0        | 0        | W        | 34-33         |        |
| 10/20              | at Giants     | S   | 7            | 4          | 3         | 0.0       | 0.0        | 0           | 0         | 0             | 1        | 14       | 14        | 0         | 1        | 0        | 0        | 0        | 0        | 0        | 0        | 0        | 0        | 0        | 0        | W        | 27-21         |        |
| 10/27              | at Saints     | S   | 10           | 6          | 4         | 0.0       | 0.0        | 1           | 3         | 0             | 0        | 0        | 0         | 0         | 1        | 0        | 0        | 0        | 0        | 0        | 0        | 0        | 0        | 0        | 0        | L        | 9-31          |        |
| 10/31              | 49ers         | S   | 10           | 7          | 3         | 0.0       | 0.0        | 1           | 2         | 0             | 0        | 0        | 0         | 0         | 0        | 0        | 0        | 0        | 0        | 0        | 0        | 0        | 0        | 0        | 0        | L        | 25-28         |        |
| 11/10              | at Buccaneers | S   | 9            | 6          | 3         | 0.0       | 0.0        | 1           | 2         | 0             | 1        | 2        | 2         | 0         | 1        | 0        | 0        | 0        | 0        | 0        | 0        | 0        | 0        | 0        | 0        | L        | 27-30         |        |
| 11/17              | at 49ers      | S   | 12           | 8          | 4         | 1.0       | 9.0        | 2           | 9         | 2             | 1        | 48       | 48        | 0         | 1        | 0        | 0        | 0        | 0        | 0        | 0        | 0        | 0        | 0        | 0        | L        | 26-36         |        |
| 12/01              | Rams          | S   | 5            | 3          | 2         | 0.0       | 0.0        | 0           | 0         | 0             | 0        | 0        | 0         | 0         | 0        | 0        | 0        | 0        | 0        | 0        | 0        | 0        | 0        | 0        | 0        | L        | 7-34          |        |
| 12/08              | Steelers      | S   | 5            | 4          | 1         | 0.0       | 0.0        | 0           | 0         | 0             | 0        | 0        | 0         | 0         | 0        | 0        | 0        | 0        | 0        | 0        | 0        | 0        | 0        | 0        | 0        | L        | 17-23         |        |
| 12/15              | Browns        | S   | 10           | 9          | 1         | 0.0       | 0.0        | 1           | 6         | 0             | 0        | 0        | 0         | 0         | 0        | 0        | 0        | 0        | 0        | 0        | 0        | 0        | 0        | 0        | 0        | W        | 38-24         |        |
| 12/22              | at Seahawks   | S   | 6            | 5          | 1         | 0.0       | 0.0        | 2           | 1         | 0             | 0        | 0        | 0         | 0         | 0        | 0        | 1        | 0        | 0        | 0        | 0        | 0        | 0        | 0        | 0        | W        | 27-13         |        |
| 12/29              | at Rams       | S   | 13           | 6          | 7         | 0.0       | 0.0        | 0           | 0         | 1             | 0        | 0        | 0         | 0         | 0        | 0        | 0        | 0        | 0        | 0        | 0        | 0        | 0        | 0        | 0        | L        | 24-31         |        |
| <b>2019 TOTALS</b> |               |     | <b>16-16</b> | <b>150</b> | <b>93</b> | <b>57</b> | <b>1.5</b> | <b>11.5</b> | <b>11</b> | <b>27</b>     | <b>7</b> | <b>3</b> | <b>64</b> | <b>48</b> | <b>0</b> | <b>6</b> | <b>2</b> | <b>1</b> | <b>0</b> | <b>0</b> | <b>0</b> | <b>0</b> | <b>0</b> | <b>0</b> | <b>0</b> | <b>0</b> | <b>5-10-1</b> |        |

+ - Overtime

**2018 GAME-BY-GAME REGULAR-SEASON STATISTICS (EAGLES)**

| DATE               | OPPONENT      | P/S | TACKLES                       |           |           |           |            |             |          | INTERCEPTIONS |          |          |          |          | O. FUMB  |          |          |          | ST       |           |          |          | MISC     |          |          | SCORE    |            |       |
|--------------------|---------------|-----|-------------------------------|-----------|-----------|-----------|------------|-------------|----------|---------------|----------|----------|----------|----------|----------|----------|----------|----------|----------|-----------|----------|----------|----------|----------|----------|----------|------------|-------|
|                    |               |     | TK                            | S         | A         | SK        | YDS        | TFL         | YDS      | QBH           | NO       | YDS      | LG       | TD       | PD       | FF       | FR       | TD       | YDS      | TK        | S        | A        | FF       | FR       | S        |          | A          | W/L   |
| 09/06              | Falcons       | S   | 7                             | 5         | 2         | 1.5       | 12.5       | 1           | 9        | 2             | 0        | 0        | 0        | 0        | 1        | 0        | 0        | 0        | 0        | 0         | 0        | 0        | 0        | 0        | 0        | 0        | W          | 18-12 |
| 09/16              | at Buccaneers | S   | 9                             | 6         | 3         | 0.0       | 0.0        | 0           | 0        | 0             | 0        | 0        | 0        | 0        | 0        | 0        | 1        | 0        | 13       | 0         | 0        | 0        | 0        | 0        | 0        | L        | 21-27      |       |
| 09/23              | Colts         | S   | 8                             | 8         | 0         | 0.0       | 0.0        | 0           | 0        | 0             | 0        | 0        | 0        | 0        | 2        | 0        | 0        | 0        | 0        | 0         | 0        | 0        | 0        | 0        | 0        | W        | 20-16      |       |
| 09/30              | at Titans     | S   | 7                             | 6         | 1         | 0.0       | 0.0        | 1           | 12       | 0             | 0        | 0        | 0        | 0        | 0        | 0        | 0        | 0        | 0        | 0         | 0        | 0        | 0        | 0        | 0        | L        | 23-26+     |       |
| 10/07              | Vikings       | S   | 9                             | 7         | 2         | 0.0       | 0.0        | 1           | 1        | 2             | 0        | 0        | 0        | 0        | 0        | 0        | 0        | 0        | 0        | 0         | 0        | 0        | 0        | 0        | 0        | L        | 21-23      |       |
| 10/11              | at Giants     | S   | 10                            | 5         | 5         | 0.0       | 0.0        | 0           | 0        | 0             | 0        | 0        | 0        | 0        | 1        | 0        | 0        | 0        | 0        | 0         | 0        | 0        | 0        | 0        | 0        | W        | 34-13      |       |
| 10/21              | Panthers      | S   | 8                             | 4         | 4         | 0.0       | 0.0        | 1           | 7        | 0             | 0        | 0        | 0        | 0        | 0        | 0        | 0        | 0        | 0        | 0         | 0        | 0        | 0        | 0        | 0        | L        | 17-21      |       |
| 10/28              | at Jaguars    | S   | 13                            | 9         | 4         | 1.5       | 9.5        | 1           | 6        | 2             | 0        | 0        | 0        | 0        | 0        | 0        | 0        | 0        | 0        | 0         | 0        | 0        | 0        | 0        | 0        | W        | 24-18      |       |
| 11/11              | Cowboys       | S   | 7                             | 3         | 4         | 0.0       | 0.0        | 0           | 0        | 0             | 0        | 0        | 0        | 0        | 0        | 0        | 0        | 0        | 0        | 0         | 0        | 0        | 0        | 0        | 0        | L        | 20-27      |       |
| 11/18              | at Saints     | S   | 7                             | 5         | 2         | 0.0       | 0.0        | 0           | 0        | 0             | 0        | 0        | 0        | 0        | 0        | 0        | 0        | 0        | 0        | 0         | 0        | 0        | 0        | 0        | 0        | L        | 7-48       |       |
| 11/25              | Giants        |     | [LEGACY] INJURED/DID NOT PLAY |           |           |           |            |             |          |               |          |          |          |          |          |          |          |          |          |           |          |          | W        | 25-22    |          |          |            |       |
| 12/03              | Redskins      |     | [LEGACY] INJURED/DID NOT PLAY |           |           |           |            |             |          |               |          |          |          |          |          |          |          |          |          |           |          |          | W        | 28-13    |          |          |            |       |
| 12/09              | at Cowboys    |     | [LEGACY] INJURED/DID NOT PLAY |           |           |           |            |             |          |               |          |          |          |          |          |          |          |          |          |           |          |          | L        | 23-29+   |          |          |            |       |
| 12/16              | at Rams       |     | [LEGACY] INJURED/DID NOT PLAY |           |           |           |            |             |          |               |          |          |          |          |          |          |          |          |          |           |          |          | W        | 30-23    |          |          |            |       |
| 12/23              | Texans        | S   | 5                             | 3         | 2         | 0.0       | 0.0        | 0           | 0        | 0             | 0        | 0        | 0        | 0        | 1        | 0        | 0        | 0        | 0        | 0         | 0        | 0        | 0        | 0        | 0        | 0        | W          | 32-30 |
| 12/30              | at Redskins   | S   | 1                             | 0         | 1         | 0.0       | 0.0        | 0           | 0        | 0             | 0        | 0        | 0        | 0        | 0        | 0        | 0        | 0        | 0        | 0         | 0        | 0        | 0        | 0        | 0        | 0        | W          | 24-0  |
| <b>2018 TOTALS</b> |               |     | <b>12-12</b>                  | <b>91</b> | <b>61</b> | <b>30</b> | <b>3.0</b> | <b>22.0</b> | <b>5</b> | <b>35</b>     | <b>6</b> | <b>0</b> | <b>0</b> | <b>0</b> | <b>0</b> | <b>5</b> | <b>0</b> | <b>1</b> | <b>0</b> | <b>13</b> | <b>0</b> | <b>0</b> | <b>0</b> | <b>0</b> | <b>0</b> | <b>0</b> | <b>9-7</b> |       |

+ - Overtime

**2017 GAME-BY-GAME REGULAR-SEASON STATISTICS (EAGLES)**

| DATE               | OPPONENT    | P/S | TACKLES                       |           |          |            |            |          |          | INTERCEPTIONS |          |          |          |          | O. FUMB  |          |          |          | ST       |          |          |          | MISC     |          | W/L         | SCORE |       |
|--------------------|-------------|-----|-------------------------------|-----------|----------|------------|------------|----------|----------|---------------|----------|----------|----------|----------|----------|----------|----------|----------|----------|----------|----------|----------|----------|----------|-------------|-------|-------|
|                    |             |     | TK                            | S         | A        | SK         | YDS        | TFL      | YDS      | QBH           | NO       | YDS      | LG       | TD       | PD       | FF       | FR       | TD       | YDS      | TK       | S        | A        | FF       | FR       |             |       | S     |
| 09/10              | at Redskins | S   | 7                             | 5         | 2        | 0.0        | 0.0        | 0        | 0        | 0             | 0        | 0        | 0        | 0        | 0        | 1        | 0        | 0        | 0        | 0        | 0        | 0        | 0        | 0        | 0           | W     | 30-17 |
| 09/17              | at Chiefs   | S   | 3                             | 1         | 2        | 0.0        | 0.0        | 0        | 0        | 2             | 0        | 0        | 0        | 0        | 0        | 0        | 0        | 0        | 0        | 0        | 0        | 0        | 0        | 0        | L           | 20-27 |       |
| 09/24              | Giants      | S   | 1                             | 0         | 1        | 0.0        | 0.0        | 0        | 0        | 0             | 0        | 0        | 0        | 0        | 0        | 0        | 0        | 0        | 0        | 0        | 0        | 0        | 0        | 0        | W           | 27-24 |       |
| 10/01              | at Chargers | S   | 9                             | 8         | 1        | 0.0        | 0.0        | 0        | 0        | 0             | 0        | 0        | 0        | 0        | 0        | 0        | 0        | 0        | 0        | 0        | 0        | 0        | 0        | 0        | W           | 26-24 |       |
| 10/08              | Cardinals   | S   | 4                             | 3         | 1        | 0.0        | 0.0        | 0        | 0        | 0             | 0        | 0        | 0        | 0        | 0        | 0        | 0        | 0        | 0        | 0        | 0        | 0        | 0        | 0        | W           | 34-7  |       |
| 10/12              | at Panthers | S   | 4                             | 2         | 2        | 0.0        | 0.0        | 0        | 0        | 0             | 0        | 0        | 0        | 0        | 0        | 0        | 0        | 0        | 0        | 0        | 0        | 0        | 0        | 0        | W           | 28-23 |       |
| 10/23              | Redskins    | S   | 0                             | 0         | 0        | 0.0        | 0.0        | 0        | 0        | 0             | 0        | 0        | 0        | 0        | 0        | 0        | 0        | 0        | 0        | 0        | 0        | 0        | 0        | 0        | W           | 34-24 |       |
| 10/29              | 49ers       |     | [LEGACY] INJURED/DID NOT PLAY |           |          |            |            |          |          |               |          |          |          |          |          |          |          |          |          |          |          | W        | 33-10    |          |             |       |       |
| 11/05              | Broncos     |     | INJURED RESERVE               |           |          |            |            |          |          |               |          |          |          |          |          |          |          |          |          |          |          | W        | 51-23    |          |             |       |       |
| 11/19              | at Cowboys  |     | INJURED RESERVE               |           |          |            |            |          |          |               |          |          |          |          |          |          |          |          |          |          |          | W        | 37-9     |          |             |       |       |
| 11/26              | Bears       |     | INJURED RESERVE               |           |          |            |            |          |          |               |          |          |          |          |          |          |          |          |          |          |          | W        | 31-3     |          |             |       |       |
| 12/03              | at Seahawks |     | INJURED RESERVE               |           |          |            |            |          |          |               |          |          |          |          |          |          |          |          |          |          |          | L        | 10-24    |          |             |       |       |
| 12/10              | at Rams     |     | INJURED RESERVE               |           |          |            |            |          |          |               |          |          |          |          |          |          |          |          |          |          |          | W        | 43-35    |          |             |       |       |
| 12/17              | at Giants   |     | INJURED RESERVE               |           |          |            |            |          |          |               |          |          |          |          |          |          |          |          |          |          |          | W        | 34-29    |          |             |       |       |
| 12/25              | Raiders     |     | INJURED RESERVE               |           |          |            |            |          |          |               |          |          |          |          |          |          |          |          |          |          |          | W        | 19-10    |          |             |       |       |
| 12/31              | Cowboys     |     | INJURED RESERVE               |           |          |            |            |          |          |               |          |          |          |          |          |          |          |          |          |          |          | L        | 0-6      |          |             |       |       |
| <b>2017 TOTALS</b> | <b>7-7</b>  |     | <b>28</b>                     | <b>19</b> | <b>9</b> | <b>0.0</b> | <b>0.0</b> | <b>0</b> | <b>0</b> | <b>2</b>      | <b>0</b> | <b>0</b> | <b>0</b> | <b>0</b> | <b>0</b> | <b>1</b> | <b>0</b> | <b>0</b> | <b>0</b> | <b>0</b> | <b>0</b> | <b>0</b> | <b>0</b> | <b>0</b> | <b>13-3</b> |       |       |

**2016 GAME-BY-GAME REGULAR-SEASON STATISTICS (EAGLES)**

| DATE               | OPPONENT     | P/S | TACKLES   |           |           |            |            |          |           | INTERCEPTIONS |          |           |           |          | O. FUMB   |          |          |          | ST       |          |          |          | MISC     |          | W/L        | SCORE  |       |
|--------------------|--------------|-----|-----------|-----------|-----------|------------|------------|----------|-----------|---------------|----------|-----------|-----------|----------|-----------|----------|----------|----------|----------|----------|----------|----------|----------|----------|------------|--------|-------|
|                    |              |     | TK        | S         | A         | SK         | YDS        | TFL      | YDS       | QBH           | NO       | YDS       | LG        | TD       | PD        | FF       | FR       | TD       | YDS      | TK       | S        | A        | FF       | FR       |            |        | S     |
| 09/11              | Browns       | S   | 4         | 4         | 0         | 0.0        | 0.0        | 0        | 0         | 0             | 0        | 0         | 0         | 0        | 1         | 0        | 0        | 0        | 0        | 0        | 0        | 0        | 0        | 0        | 0          | W      | 29-10 |
| 09/19              | at Bears     | S   | 1         | 1         | 0         | 0.0        | 0.0        | 0        | 0         | 0             | 0        | 0         | 0         | 0        | 0         | 1        | 0        | 0        | 0        | 0        | 0        | 0        | 0        | 0        | 0          | W      | 29-14 |
| 09/25              | Steelers     | S   | 3         | 2         | 1         | 0.0        | 0.0        | 0        | 0         | 1             | 0        | 0         | 0         | 2        | 0         | 0        | 0        | 0        | 0        | 0        | 0        | 0        | 0        | 0        | 0          | W      | 34-3  |
| 10/09              | at Lions     | S   | 5         | 2         | 3         | 0.0        | 0.0        | 0        | 0         | 0             | 0        | 0         | 0         | 0        | 0         | 0        | 0        | 0        | 0        | 0        | 0        | 0        | 0        | 0        | L          | 23-24  |       |
| 10/16              | at Redskins  | S   | 7         | 3         | 4         | 0.0        | 0.0        | 2        | 0         | 0             | 0        | 0         | 0         | 0        | 0         | 0        | 0        | 0        | 0        | 0        | 0        | 0        | 0        | 0        | L          | 20-27  |       |
| 10/23              | Vikings      | S   | 11        | 8         | 3         | 1.0        | 3.0        | 3        | 13        | 2             | 0        | 0         | 0         | 2        | 0         | 0        | 0        | 0        | 0        | 0        | 0        | 0        | 0        | 0        | 0          | W      | 21-10 |
| 10/30              | at Cowboys   | S   | 6         | 4         | 2         | 0.0        | 0.0        | 0        | 0         | 1             | 1        | 0         | 0         | 1        | 0         | 0        | 0        | 0        | 0        | 0        | 0        | 0        | 0        | 0        | L          | 23-29+ |       |
| 11/06              | at Giants    | S   | 7         | 5         | 2         | 0.0        | 0.0        | 0        | 0         | 0             | 1        | 3         | 3         | 2        | 0         | 0        | 0        | 0        | 0        | 0        | 0        | 0        | 0        | 0        | L          | 23-28  |       |
| 11/13              | Falcons      | S   | 3         | 2         | 1         | 0.0        | 0.0        | 0        | 0         | 0             | 0        | 0         | 0         | 0        | 0         | 0        | 0        | 0        | 0        | 0        | 0        | 0        | 0        | 0        | W          | 24-15  |       |
| 11/20              | at Seahawks  | S   | 6         | 4         | 2         | 0.0        | 0.0        | 0        | 0         | 0             | 0        | 0         | 0         | 0        | 0         | 0        | 0        | 0        | 0        | 0        | 0        | 0        | 0        | 0        | L          | 15-26  |       |
| 11/28              | Packers      | S   | 9         | 7         | 2         | 0.0        | 0.0        | 0        | 0         | 1             | 0        | 0         | 0         | 0        | 0         | 0        | 0        | 0        | 0        | 0        | 0        | 0        | 0        | 0        | L          | 13-27  |       |
| 12/04              | at Bengals   | S   | 3         | 2         | 1         | 0.0        | 0.0        | 0        | 0         | 0             | 0        | 0         | 0         | 0        | 0         | 0        | 0        | 0        | 0        | 0        | 0        | 0        | 0        | 0        | L          | 14-32  |       |
| 12/11              | Redskins     | S   | 3         | 2         | 1         | 0.0        | 0.0        | 0        | 0         | 0             | 0        | 0         | 0         | 0        | 0         | 0        | 0        | 0        | 0        | 0        | 0        | 0        | 0        | 0        | L          | 22-27  |       |
| 12/18              | at Ravens    | S   | 5         | 3         | 2         | 0.0        | 0.0        | 1        | 3         | 0             | 1        | 34        | 34        | 0        | 1         | 0        | 0        | 0        | 0        | 0        | 0        | 0        | 0        | 0        | L          | 26-27  |       |
| 12/22              | Giants       | S   | 7         | 4         | 3         | 0.0        | 0.0        | 0        | 0         | 0             | 0        | 0         | 0         | 0        | 0         | 0        | 0        | 0        | 0        | 0        | 0        | 0        | 0        | 0        | W          | 24-19  |       |
| 01/01              | Cowboys      | S   | 5         | 5         | 0         | 0.0        | 0.0        | 0        | 0         | 0             | 2        | 4         | 2         | 0        | 2         | 0        | 0        | 0        | 0        | 0        | 0        | 0        | 0        | 0        | W          | 27-13  |       |
| <b>2016 TOTALS</b> | <b>16-16</b> |     | <b>85</b> | <b>58</b> | <b>27</b> | <b>1.0</b> | <b>3.0</b> | <b>6</b> | <b>16</b> | <b>5</b>      | <b>5</b> | <b>41</b> | <b>34</b> | <b>0</b> | <b>11</b> | <b>0</b> | <b>1</b> | <b>0</b> | <b>0</b> | <b>0</b> | <b>0</b> | <b>0</b> | <b>0</b> | <b>0</b> | <b>7-9</b> |        |       |

+ - Overtime

**2015 GAME-BY-GAME REGULAR-SEASON STATISTICS (EAGLES)**

| DATE               | OPPONENT    | P/S        | TACKLES   |           |          |            |            |          |          | INTERCEPTIONS |          |           |            |          | O. FUMB  |          |          |          | ST        |          |          |          | MISC     |          |          | SCORE    |            |
|--------------------|-------------|------------|-----------|-----------|----------|------------|------------|----------|----------|---------------|----------|-----------|------------|----------|----------|----------|----------|----------|-----------|----------|----------|----------|----------|----------|----------|----------|------------|
|                    |             |            | TK        | S         | A        | SK         | YDS        | TFL      | YDS      | QBH           | NO       | YDS       | LG         | TD       | PD       | FF       | FR       | TD       | YDS       | TK       | S        | A        | FF       | FR       | S        |          | A          |
| 09/14              | at Falcons  | P          | 0         | 0         | 0        | 0.0        | 0.0        | 0        | 0        | 0             | 0        | 0         | 0          | 0        | 0        | 0        | 0        | 0        | 0         | 0        | 0        | 0        | 0        | 0        | 0        | L        | 24-26      |
| 09/20              | Cowboys     | P          | 7         | 7         | 0        | 1.0        | 6.0        | 0        | 0        | 1             | 0        | 0         | 0          | 0        | 0        | 1        | 0        | 0        | 0         | 0        | 0        | 0        | 0        | 0        | 0        | L        | 10-20      |
| 09/27              | at Jets     | S          | 10        | 9         | 1        | 0.0        | 0.0        | 0        | 0        | 0             | 1        | 0         | 0          | 0        | 1        | 0        | 1        | 0        | 11        | 0        | 0        | 0        | 0        | 0        | 0        | W        | 24-17      |
| 10/04              | at Redskins | P          | 6         | 3         | 3        | 0.0        | 0.0        | 0        | 0        | 0             | 0        | 0         | 0          | 0        | 0        | 0        | 1        | 0        | 0         | 0        | 0        | 0        | 0        | 0        | 0        | L        | 20-23      |
| 10/11              | Saints      | S          | 4         | 2         | 2        | 0.0        | 0.0        | 0        | 0        | 0             | 0        | 0         | 0          | 0        | 1        | 0        | 1        | 0        | 0         | 0        | 0        | 0        | 0        | 0        | 0        | W        | 39-17      |
| 10/19              | Giants      | S          | 10        | 10        | 0        | 0.0        | 0.0        | 1        | 3        | 0             | 0        | 0         | 0          | 0        | 0        | 0        | 0        | 0        | 0         | 0        | 0        | 0        | 0        | 0        | 0        | W        | 27-7       |
| 10/25              | at Panthers | S          | 6         | 6         | 0        | 0.0        | 0.0        | 0        | 0        | 0             | 0        | 0         | 0          | 0        | 0        | 0        | 0        | 0        | 0         | 0        | 0        | 0        | 0        | 0        | 0        | L        | 16-27      |
| 11/08              | at Cowboys  | S          | 6         | 5         | 1        | 0.0        | 0.0        | 0        | 0        | 0             | 1        | 67        | 67         | 1        | 1        | 0        | 0        | 0        | 0         | 1        | 1        | 0        | 0        | 0        | 0        | W        | 33-27+     |
| <b>2015 TOTALS</b> |             | <b>8-5</b> | <b>49</b> | <b>42</b> | <b>7</b> | <b>1.0</b> | <b>6.0</b> | <b>1</b> | <b>3</b> | <b>1</b>      | <b>2</b> | <b>67</b> | <b>67T</b> | <b>1</b> | <b>3</b> | <b>1</b> | <b>3</b> | <b>0</b> | <b>11</b> | <b>1</b> | <b>1</b> | <b>0</b> | <b>0</b> | <b>0</b> | <b>0</b> | <b>0</b> | <b>4-4</b> |

+ - Overtime

**2022 GAME-BY-GAME POSTSEASON STATISTICS (VIKINGS)**

| DATE               | OPPONENT | P/S        | TACKLES  |          |          |            |            |          |          | INTERCEPTIONS |          |          |          |          | O. FUMB  |          |          |          | ST       |          |          |          | MISC     |          |          | SCORE    |            |       |
|--------------------|----------|------------|----------|----------|----------|------------|------------|----------|----------|---------------|----------|----------|----------|----------|----------|----------|----------|----------|----------|----------|----------|----------|----------|----------|----------|----------|------------|-------|
|                    |          |            | TK       | S        | A        | SK         | YDS        | TFL      | YDS      | QBH           | NO       | YDS      | LG       | TD       | PD       | FF       | FR       | TD       | YDS      | TK       | S        | A        | FF       | FR       | S        |          | A          | W/L   |
| 01/15              | Giants   | S          | 8        | 6        | 2        | 0.0        | 0.0        | 0        | 0        | 0             | 0        | 0        | 0        | 0        | 0        | 0        | 0        | 0        | 0        | 0        | 0        | 0        | 0        | 0        | 0        | 0        | L          | 24-31 |
| <b>2022 TOTALS</b> |          | <b>1-1</b> | <b>8</b> | <b>6</b> | <b>2</b> | <b>0.0</b> | <b>0.0</b> | <b>0</b> | <b>0</b> | <b>0</b>      | <b>0</b> | <b>0</b> | <b>0</b> | <b>0</b> | <b>0</b> | <b>0</b> | <b>0</b> | <b>0</b> | <b>0</b> | <b>0</b> | <b>0</b> | <b>0</b> | <b>0</b> | <b>0</b> | <b>0</b> | <b>0</b> | <b>0-1</b> |       |

**2021 GAME-BY-GAME POSTSEASON STATISTICS (CARDINALS)**

| DATE               | OPPONENT | P/S        | TACKLES  |          |          |            |            |          |          | INTERCEPTIONS |          |          |          |          | O. FUMB  |          |          |          | ST       |          |          |          | MISC     |          |          | SCORE    |            |       |
|--------------------|----------|------------|----------|----------|----------|------------|------------|----------|----------|---------------|----------|----------|----------|----------|----------|----------|----------|----------|----------|----------|----------|----------|----------|----------|----------|----------|------------|-------|
|                    |          |            | TK       | S        | A        | SK         | YDS        | TFL      | YDS      | QBH           | NO       | YDS      | LG       | TD       | PD       | FF       | FR       | TD       | YDS      | TK       | S        | A        | FF       | FR       | S        |          | A          | W/L   |
| 01/17              | at Rams  | S          | 8        | 2        | 6        | 0.0        | 0.0        | 0        | 0        | 0             | 0        | 0        | 0        | 0        | 0        | 0        | 0        | 0        | 0        | 0        | 0        | 0        | 0        | 0        | 0        | 0        | L          | 11-34 |
| <b>2021 TOTALS</b> |          | <b>1-1</b> | <b>8</b> | <b>2</b> | <b>6</b> | <b>0.0</b> | <b>0.0</b> | <b>0</b> | <b>0</b> | <b>0</b>      | <b>0</b> | <b>0</b> | <b>0</b> | <b>0</b> | <b>0</b> | <b>0</b> | <b>0</b> | <b>0</b> | <b>0</b> | <b>0</b> | <b>0</b> | <b>0</b> | <b>0</b> | <b>0</b> | <b>0</b> | <b>0</b> | <b>0-1</b> |       |

**2018 GAME-BY-GAME POSTSEASON STATISTICS (EAGLES)**

| DATE               | OPPONENT  | P/S        | TACKLES   |          |          |            |            |          |          | INTERCEPTIONS |          |          |          |          | O. FUMB  |          |          |          | ST       |          |          |          | MISC     |          |          | SCORE      |       |
|--------------------|-----------|------------|-----------|----------|----------|------------|------------|----------|----------|---------------|----------|----------|----------|----------|----------|----------|----------|----------|----------|----------|----------|----------|----------|----------|----------|------------|-------|
|                    |           |            | TK        | S        | A        | SK         | YDS        | TFL      | YDS      | QBH           | NO       | YDS      | LG       | TD       | PD       | FF       | FR       | TD       | YDS      | TK       | S        | A        | FF       | FR       | S        |            | A     |
| 01/06              | at Bears  | S          | 3         | 3        | 0        | 0.0        | 0.0        | 1        | 1        | 0             | 0        | 0        | 0        | 0        | 0        | 0        | 0        | 0        | 0        | 0        | 0        | 0        | 0        | 0        | 0        | W          | 16-15 |
| 01/13              | at Saints | P          | 9         | 6        | 3        | 0.0        | 0.0        | 0        | 0        | 0             | 0        | 0        | 0        | 0        | 0        | 0        | 0        | 0        | 0        | 0        | 0        | 0        | 0        | 0        | 0        | L          | 14-20 |
| <b>2018 TOTALS</b> |           | <b>2-1</b> | <b>12</b> | <b>9</b> | <b>3</b> | <b>0.0</b> | <b>0.0</b> | <b>1</b> | <b>1</b> | <b>0</b>      | <b>0</b> | <b>0</b> | <b>0</b> | <b>0</b> | <b>0</b> | <b>0</b> | <b>0</b> | <b>0</b> | <b>0</b> | <b>0</b> | <b>0</b> | <b>0</b> | <b>0</b> | <b>0</b> | <b>0</b> | <b>1-1</b> |       |





# THOMAS HOCKENSON



# 87

## TIGHT END

**Ht:** 6-5

**DOB:** 7-3-97

**Vikings Season:** 2

**Acquired:** T (DET) '22

**Wt:** 248

**College:** Iowa

**NFL Season:** 5

**2023 GP/GS**

9/6

**CAREER GP/GS**

66/55

**PLAYOFF GP/GS**

1/1

### KEY TRANSACTIONS

- Drafted eighth overall in the 2019 NFL Draft by the Detroit Lions.
- Placed on Reserve/COVID-19 on 7/29/20.
- Detroit Lions exercise fifth-year option on rookie contract on 4/26/22.
- Acquired via trade by Minnesota Vikings with Detroit Lions on 11/1/22.

### OFF THE FIELD

- Open major at Iowa.
- Son of Teri and Tod Hockenson.
- High school coach was Curt Smyser.

### HONORS

- Pro Bowl selection (2020).
- Pro Bowl selection (2023).
- Set an NFL record for the most receiving yards (131) by a tight end in their first career game in Week 1 at Arizona (9/8/19). His 131 receiving yards were the fourth-most by a tight end in Lions history and the most by a tight end since 1974.
- Ranked second among NFL tight ends by producing four games with eight-or-more receptions in 2021, establishing a new team record at the position.
- Had 60-or-more receptions in the 2020 and 2021 seasons, tying for the most 60-reception seasons by a tight end in Lions team history.

### CAREER NOTES

#### 2023 | MINNESOTA VIKINGS

- Has 60 receptions, most in the NFL among all TEs, for 547 yards, trailing only Travis Kelce among TEs.
- Recorded a 29-yard reception at Atlanta (11/5), his longest since joining the Vikings.
- Caught his third touchdown pass of the season at Green Bay in Week 8 (10/29). He finished with six receptions for a season-high 88 yards.
- His 47 receptions were the most through the first seven games of a season among all tight ends in Vikings history.
- Caught 11 passes for 86 yards vs. San Francisco (10/23), the second most receptions in a game in his career.

#### 2022 | DETROIT LIONS/MINNESOTA VIKINGS

- Started his first playoff game and tallied 10 catches for 129 yards, setting the team record for most receptions by a tight end in a single postseason game. His 129 receiving yards the second-most by a tight end in a playoff game in franchise history (1/15/23).
- Recorded seven receptions for 59 yards in Week 17. Since joining the Vikings prior to Week 9, his 59 receptions are the eighth-most by a tight end in franchise history (1/1/23).
- Caught 13 passes for 109 receiving yards and two receiving touchdowns, marking his second career multi-touchdown game. Now three games with at least 100 yards receiving. His 13 receptions set a new single-game franchise record for most catches by a TE and it is also the most catches in a game by a TE this season (12/24).
- Converted on a 2-point conversion for the second time in his career and first as a Viking to tie the game and force OT against the Colts (12/17).

- Caught his first touchdown pass as a Viking, also the 16th of his career. His 26 catches since joining the club is the most by a Vikings tight end through their first four games with a club in NFL history (11/24).
- Notched a team record for most pass receptions by a TE in first season after three games played with 21.
- Set a franchise record for most receptions (16) by a tight end after his first two games played (11/13).
- Made his Vikings debut at Washington and caught nine passes for 70 yards, including a 19-yard reception, the longest by a Vikings tight end this season. His 70 receiving yards are also the most in a single game by a Vikings tight end this season (11/6).
- Became the second tight end in Detroit history to produce 80-or-more receiving yards in consecutive home games (10/23/22-10/30/22) and the first to do so since TE David Hill in 1981.
- Tallied 26 receptions for 395 yards (15.2 avg.) through the first seven games of 2022. His 395 receiving yards is the most by a tight end in Lions history through the first seven games of a season.
- Produced his seventh-career game with 80-or-more receiving yards, trailing only TE Charlie Sanders (eight) for the most by a tight end in Lions team history (10/30).
- Produced his second reception of 50-or-more yards on the season and the third 50-yard grab of his career in Week 8 against the Miami Dolphins (10/30).
- Set a Lions' franchise record for most receiving yards in a game by a tight end (179) against the Seahawks (10/2).
- Became the first tight end in NFL history to record a game of at least 175 receiving yards, two touchdowns and a two-point conversion (10/2). He is only the third player in NFL history to produce a game with such a stat-line (Roddy White, 2010; Isaac Bruce, 1995).
- Tallied his first multi-touchdown game in Week 4 against the Seattle Seahawks. Hockenson produced his 15th-career touchdown reception, tying Charlie Sanders for the most touchdown receptions a Lions tight end has had through four-career seasons (10/2).
- Produced his first touchdown of the season and 13th of his career. His 13 receiving touchdowns are the fourth-most a Lions tight end has produced through his first four NFL seasons (9/25).

## 2021 | DETROIT LIONS

- Finished his third NFL season in 2021. Among all-time Lions tight ends through three-career seasons, he has the most touchdowns (12), second-most receptions (160) and third-most receiving yards (1,673).
- Became the first tight end in NFL history to produce at least 50 receiving yards and a touchdown in the first three Week 1 games of a player's career.
- Ranked second among NFL tight ends by producing four games with eight-or-more receptions in 2021, establishing a new team record at the position.

## 2020 | DETROIT LIONS

- Became the first Lions tight end to make a Pro Bowl since 1999.
- Among all NFL tight ends in 2020, he ranked third in receiving yards (723), receptions of 10+ yards (33) and receiving first downs (40) while ranking fourth with 67 receptions.
- Set a Lions single-season tight end record by producing eight games with at least 50 receiving yards.
- His 723 receiving yards in 2020 were the second-most single-season yards by a tight end in franchise history while his 67 receptions ranked third.

## 2019 | DETROIT LIONS

- Played in 12 games (seven starts) in 2019 and recorded the second-most receptions (32) and receiving yards (367) by a Lions TE in their rookie season.
- Became the first tight end in franchise history to record at least one reception in each of their first 10 career games.
- Set an NFL record for the most receiving yards (131) by a tight end in their first career game in Week 1 at Arizona (9/8/19). His 131 receiving yards were the fourth-most by a tight end in Lions history and the most by a tight end since 1974.

## COLLEGE - IOWA

- Ranks 38th in career receiving yards with 1,080 yards on 73 receptions, while scoring nine receiving touchdowns and one rushing touchdown.
- Ranked seventh in the Big Ten in receiving yards per game (58.5), eighth in receiving yards (760) and 11th in yards per catch (15.5).
- Recipient of 2018 John Mackey Award as top tight end in the nation.
- Led team in receiving yards (49-760) and was second in receptions and touchdowns (6) in 2018.
- Academic All-Big Ten (2017) and honorable mention Big Ten Conference All-Freshman team by BTN.com (2017).
- Redshirted in 2016.

## PREP - CHARITON (IOWA)

- Four-year football letterman as tight end and defensive back, helping team reach state playoffs as a senior.
- Holds school records for receiving yards in a game, season, and career. Also holds records for touchdown receptions in a season and career.
- Named elite all-state first team as a senior.
- First-team all-state as a sophomore and junior.
- First-team all-district as sophomore, junior, and senior after earning honorable mention all-district as a freshman.

**QUICK HITS**

**CENTER STAGE****HOCKENSON'S CAREER 100-YARD RECEIVING GAMES (\*PLAYOFFS)**

| <b>GAME</b>                      | <b>REC/YDS/TD</b> |
|----------------------------------|-------------------|
| at Arizona, 9/8/19               | 6/131/1           |
| vs. Seattle,<br>10/2/22          | 8/179/2           |
| vs. New York<br>Giants, 12/24/22 | 13/109/2          |
| vs. New York<br>Giants, 1/15/23* | 10/129/0          |
| <b>TOTAL</b>                     | <b>4</b>          |

**HOCKENSON'S CAREER 2-POINT CONVERSIONS**

| <b>GAME</b>                      | <b>QUARTER/PLAY</b> |
|----------------------------------|---------------------|
| vs. New<br>Orleans,<br>10/4/20   | 4/M. Stafford pass  |
| vs. San<br>Francisco,<br>9/12/21 | 4/M. Stafford pass  |
| vs. Seattle,<br>10/2/22          | 4/J. Goff pass      |
| <b>TOTAL</b>                     | <b>3</b>            |

**HOCKENSON'S CAREER TOUCHDOWNS**

| <b>GAME</b>                      | <b>QUARTER/PLAY</b>                 |
|----------------------------------|-------------------------------------|
| at Arizona,<br>9/8/19            | 23 pass from M.<br>Stafford         |
| vs. Kansas City,<br>9/29/19      | 5 pass from M.<br>Stafford          |
| vs. Chicago,<br>9/13/20          | 4 pass from M.<br>Stafford          |
| vs. New Orleans,<br>10/4/20      | 1 pass from M.<br>Stafford          |
| at Jacksonville,<br>10/18/20     | 1 pass from M.<br>Stafford          |
| at Atlanta,<br>10/25/20          | 11 pass from M.<br>Stafford         |
| at Minnesota,<br>11/8/20         | 2 pass from M.<br>Stafford          |
| vs. Green Bay,<br>12/13/20       | 1 pass from M.<br>Stafford          |
| vs. San<br>Francisco,<br>9/12/21 | 6 pass from J. Goff                 |
| at Green Bay,<br>9/20/21         | 8 pass from J. Goff                 |
| vs. Chicago,<br>11/25/21         | 17 pass from J. Goff                |
| vs. Minnesota,<br>12/5/21        | 9 pass from J. Goff                 |
| at Minnesota,<br>9/25/22         | 5 pass from J. Goff                 |
| vs. Seattle,<br>10/2/22          | 32 pass, 4 pass from<br>J. Goff     |
| vs. New<br>England,<br>11/24/22  | 1 pass from K.<br>Cousins           |
| vs. New York<br>Giants, 12/24/22 | 12 pass, 15 pass from<br>K. Cousins |
| at Philadelphia,<br>9/14/23      | 5 pass, 5 pass from<br>K. Cousins   |
| <b>TOTAL</b>                     | <b>20 (20 RECEIVING)</b>            |

## T.J. HOCKENSON'S NFL REGULAR SEASON RUSHING/RECEIVING STATISTICS

| DATE   | TEAM         | GP        | GS        | RECEIVING  |              |             |           |           | RUSHING  |          |            |          |          |
|--|--------------|-----------|-----------|------------|--------------|-------------|-----------|-----------|----------|----------|------------|----------|----------|
|  |              |           |           | NO.        | YDS.         | AVG.        | LG        | TD        | NO.      | YDS.     | AVG.       | LG       | TD       |
| 2023   | Vikings      | 9         | 6         | 60         | 547          | 9.1         | 29        | 3         | 0        | 0        | 0.0        | 0        | 0        |
| 2022   | Vikings      | 10        | 7         | 60         | 519          | 8.7         | 21        | 3         | 0        | 0        | 0.0        | 0        | 0        |
| Went from <b>Detroit</b> to <b>Minnesota</b> . |              |           |           |            |              |             |           |           |          |          |            |          |          |
| 2022   | Lions        | 7         | 7         | 26         | 395          | 15.2        | 81        | 3         | 0        | 0        | 0.0        | 0        | 0        |
| 2022   | <b>TOTAL</b> | <b>17</b> | <b>14</b> | <b>86</b>  | <b>914</b>   | <b>10.6</b> | <b>81</b> | <b>6</b>  | <b>0</b> | <b>0</b> | <b>0.0</b> | <b>0</b> | <b>0</b> |
| 2021   | Lions        | 12        | 12        | 61         | 583          | 9.6         | 33        | 4         | 0        | 0        | 0.0        | 0        | 0        |
| 2020   | Lions        | 16        | 16        | 67         | 723          | 10.8        | 51        | 6         | 1        | 0        | 0.0        | 0        | 0        |
| 2019   | Lions        | 12        | 7         | 32         | 367          | 11.5        | 39        | 2         | 0        | 0        | 0.0        | 0        | 0        |
| <b>NFL TOTALS</b>                              |              | <b>66</b> | <b>55</b> | <b>306</b> | <b>3,134</b> | <b>10.2</b> | <b>81</b> | <b>21</b> | <b>1</b> | <b>0</b> | <b>0.0</b> | <b>0</b> | <b>0</b> |

## T.J. HOCKENSON'S NFL POSTSEASON RUSHING/RECEIVING STATISTICS

| DATE              | TEAM    | GP       | GS       | RECEIVING |            |             |           |          | RUSHING  |          |            |          |          |
|-------------------|---------|----------|----------|-----------|------------|-------------|-----------|----------|----------|----------|------------|----------|----------|
|                   |         |          |          | NO.       | YDS.       | AVG.        | LG        | TD       | NO.      | YDS.     | AVG.       | LG       | TD       |
| 2022              | Vikings | 1        | 1        | 10        | 129        | 12.9        | 28        | 0        | 0        | 0        | 0.0        | 0        | 0        |
| <b>NFL TOTALS</b> |         | <b>1</b> | <b>1</b> | <b>10</b> | <b>129</b> | <b>12.9</b> | <b>28</b> | <b>0</b> | <b>0</b> | <b>0</b> | <b>0.0</b> | <b>0</b> | <b>0</b> |

### SINGLE-GAME HIGHS: RUSHING/RECEIVING

|                           |                            |                              |                           |
|---------------------------|----------------------------|------------------------------|---------------------------|
| <b>Rush Attempts</b>      | 1 at TEN, Dec 20, 2020     | <b>Receiving TDs</b>         | 2 at PHI, Sep 14, 2023    |
| <b>Receptions</b>         | 13 vs. NYG, Dec 24, 2022   |                              | ...2 more at 2.           |
| <b>Receiving Yards</b>    | 179 vs. SEA, Oct 02, 2022  | <b>All-Purpose Yards</b>     | 179 vs. SEA, Oct 02, 2022 |
| <b>Receiving Average</b>  | 26.7 vs. MIA, Oct 30, 2022 | <b>Most TDs</b>              | 2 at PHI, Sep 14, 2023    |
| <b>Longest Receptions</b> | 81 vs. SEA, Oct 02, 2022   |                              | ...2 more at 2.           |
|                           |                            | <b>Miscellaneous Tackles</b> | 1 vs. MIN, Dec 05, 2021   |
|                           |                            |                              | ...2 more at 1.           |

### SINGLE-GAME HIGHS - POSTSEASON: RECEIVING

|                          |                            |                           |                           |
|--------------------------|----------------------------|---------------------------|---------------------------|
| <b>Receptions</b>        | 10 vs. NYG, Jan 15, 2023   | <b>Longest Receptions</b> | 28 vs. NYG, Jan 15, 2023  |
| <b>Receiving Yards</b>   | 129 vs. NYG, Jan 15, 2023  | <b>All-Purpose Yards</b>  | 129 vs. NYG, Jan 15, 2023 |
| <b>Receiving Average</b> | 12.9 vs. NYG, Jan 15, 2023 |                           |                           |

### 100-YARD RECEIVING GAMES (3): REGULAR SEASON

| DATE     | TEAM         | NO. | YDS. | AVG. | LG | TD |
|----------|--------------|-----|------|------|----|----|
| 09/08/19 | at Cardinals | 6   | 131  | 21.8 | 39 | 1  |
| 10/02/22 | SEAHAWKS     | 8   | 179  | 22.4 | 81 | 2  |
| 12/24/22 | GIANTS       | 13  | 109  | 8.4  | 16 | 2  |

### 100-YARD RECEIVING GAMES (1): POSTSEASON

| DATE     | TEAM   | NO. | YDS. | AVG. | LG | TD |
|----------|--------|-----|------|------|----|----|
| 01/15/23 | GIANTS | 10  | 129  | 12.9 | 28 | 0  |

**2023 GAME-BY-GAME REGULAR-SEASON STATISTICS (VIKINGS)**

| RECEIVING          |             |            |           |            |            |           |          |          |          |            |          |          | RUSHING    |       |  |
|--------------------|-------------|------------|-----------|------------|------------|-----------|----------|----------|----------|------------|----------|----------|------------|-------|--|
| DATE               | OPPONENT    | P/S        | NO.       | YDS.       | AVG.       | LG        | TD       | NO.      | YDS.     | AVG.       | LG       | TD       | W/L        | SCORE |  |
| 09/10              | Buccaneers  | S          | 8         | 35         | 4.4        | 14        | 0        | 0        | 0        | 0.0        | 0        | 0        | L          | 17-20 |  |
| 09/14              | at Eagles   | P          | 7         | 66         | 9.4        | 24        | 2        | 0        | 0        | 0.0        | 0        | 0        | L          | 28-34 |  |
| 09/24              | Chargers    | S          | 8         | 78         | 9.8        | 21        | 0        | 0        | 0        | 0.0        | 0        | 0        | L          | 24-28 |  |
| 10/01              | at Panthers | S          | 2         | 24         | 12.0       | 16        | 0        | 0        | 0        | 0.0        | 0        | 0        | W          | 21-13 |  |
| 10/08              | Chiefs      | P          | 5         | 51         | 10.2       | 19        | 0        | 0        | 0        | 0.0        | 0        | 0        | L          | 20-27 |  |
| 10/15              | at Bears    | P          | 6         | 50         | 8.3        | 21        | 0        | 0        | 0        | 0.0        | 0        | 0        | W          | 19-13 |  |
| 10/23              | 49ers       | S          | 11        | 86         | 7.8        | 22        | 0        | 0        | 0        | 0.0        | 0        | 0        | W          | 22-17 |  |
| 10/29              | at Packers  | S          | 6         | 88         | 14.7       | 23        | 1        | 0        | 0        | 0.0        | 0        | 0        | W          | 24-10 |  |
| 11/05              | at Falcons  | S          | 7         | 69         | 9.9        | 29        | 0        | 0        | 0        | 0.0        | 0        | 0        | W          | 31-28 |  |
| <b>2023 TOTALS</b> |             | <b>9-6</b> | <b>60</b> | <b>547</b> | <b>9.1</b> | <b>29</b> | <b>3</b> | <b>0</b> | <b>0</b> | <b>0.0</b> | <b>0</b> | <b>0</b> | <b>5-4</b> |       |  |

**2022 GAME-BY-GAME REGULAR-SEASON STATISTICS (LIONS/VIKINGS)**

| RECEIVING          |               |              |                             |            |             |           |          |          |          |            |          |          | RUSHING    |        |  |
|--------------------|---------------|--------------|-----------------------------|------------|-------------|-----------|----------|----------|----------|------------|----------|----------|------------|--------|--|
| DATE               | OPPONENT      | P/S          | NO.                         | YDS.       | AVG.        | LG        | TD       | NO.      | YDS.     | AVG.       | LG       | TD       | W/L        | SCORE  |  |
| 09/11              | Eagles        | S            | 4                           | 38         | 9.5         | 16        | 0        | 0        | 0        | 0.0        | 0        | 0        | L          | 35-38  |  |
| 09/18              | Commanders    | S            | 3                           | 26         | 8.7         | 18        | 0        | 0        | 0        | 0.0        | 0        | 0        | W          | 36-27  |  |
| 09/25              | at Vikings    | S            | 3                           | 18         | 6.0         | 7         | 1        | 0        | 0        | 0.0        | 0        | 0        | L          | 24-28  |  |
| 10/02              | Seahawks      | S            | 8                           | 179        | 22.4        | 81        | 2        | 0        | 0        | 0.0        | 0        | 0        | L          | 45-48  |  |
| 10/09              | at Patriots   | S            | 1                           | 6          | 6.0         | 6         | 0        | 0        | 0        | 0.0        | 0        | 0        | L          | 0-29   |  |
| 10/23              | at Cowboys    | S            | 4                           | 48         | 12.0        | 16        | 0        | 0        | 0        | 0.0        | 0        | 0        | L          | 6-24   |  |
| 10/30              | Dolphins      | S            | 3                           | 80         | 26.7        | 58        | 0        | 0        | 0        | 0.0        | 0        | 0        | L          | 27-31  |  |
|                    |               |              | Went from Lions to Vikings. |            |             |           |          |          |          |            |          |          |            |        |  |
| 11/06              | at Commanders | S            | 9                           | 70         | 7.8         | 19        | 0        | 0        | 0        | 0.0        | 0        | 0        | W          | 20-17  |  |
| 11/13              | at Bills      | S            | 7                           | 45         | 6.4         | 16        | 0        | 0        | 0        | 0.0        | 0        | 0        | W          | 33-30+ |  |
| 11/20              | Cowboys       | S            | 5                           | 34         | 6.8         | 11        | 0        | 0        | 0        | 0.0        | 0        | 0        | L          | 3-40   |  |
| 11/24              | Patriots      | S            | 5                           | 43         | 8.6         | 14        | 1        | 0        | 0        | 0.0        | 0        | 0        | W          | 33-26  |  |
| 12/04              | Jets          | P            | 4                           | 33         | 8.3         | 13        | 0        | 0        | 0        | 0.0        | 0        | 0        | W          | 27-22  |  |
| 12/11              | at Lions      | S            | 6                           | 77         | 12.8        | 21        | 0        | 0        | 0        | 0.0        | 0        | 0        | L          | 23-34  |  |
| 12/17              | Colts         | P            | 3                           | 33         | 11.0        | 14        | 0        | 0        | 0        | 0.0        | 0        | 0        | W          | 39-36+ |  |
| 12/24              | Giants        | S            | 13                          | 109        | 8.4         | 16        | 2        | 0        | 0        | 0.0        | 0        | 0        | W          | 27-24  |  |
| 01/01              | at Packers    | P            | 7                           | 59         | 8.4         | 13        | 0        | 0        | 0        | 0.0        | 0        | 0        | L          | 17-41  |  |
| 01/08              | at Bears      | S            | 1                           | 16         | 16.0        | 16        | 0        | 0        | 0        | 0.0        | 0        | 0        | W          | 29-13  |  |
| <b>2022 TOTALS</b> |               | <b>17-14</b> | <b>86</b>                   | <b>914</b> | <b>10.6</b> | <b>81</b> | <b>6</b> | <b>0</b> | <b>0</b> | <b>0.0</b> | <b>0</b> | <b>0</b> | <b>8-9</b> |        |  |

+ - Overtime

**2021 GAME-BY-GAME REGULAR-SEASON STATISTICS (LIONS)**

| DATE               | OPPONENT    | P/S          | RECEIVING |            |            |           |          | RUSHING  |          |            |          |          | W/L/<br>T | SCORE         |
|--------------------|-------------|--------------|-----------|------------|------------|-----------|----------|----------|----------|------------|----------|----------|-----------|---------------|
|                    |             |              | NO.       | YDS.       | AVG.       | LG        | TD       | NO.      | YDS.     | AVG.       | LG       | TD       |           |               |
| 09/12              | 49ers       | S            | 8         | 97         | 12.1       | 23        | 1        | 0        | 0        | 0.0        | 0        | 0        | L         | 33-41         |
| 09/20              | at Packers  | S            | 8         | 66         | 8.3        | 20        | 1        | 0        | 0        | 0.0        | 0        | 0        | L         | 17-35         |
| 09/26              | Ravens      | S            | 2         | 10         | 5.0        | 5         | 0        | 0        | 0        | 0.0        | 0        | 0        | L         | 17-19         |
| 10/03              | at Bears    | S            | 4         | 42         | 10.5       | 22        | 0        | 0        | 0        | 0.0        | 0        | 0        | L         | 14-24         |
| 10/10              | at Vikings  | S            | 2         | 22         | 11.0       | 14        | 0        | 0        | 0        | 0.0        | 0        | 0        | L         | 17-19         |
| 10/17              | Bengals     | S            | 8         | 74         | 9.3        | 33        | 0        | 0        | 0        | 0.0        | 0        | 0        | L         | 11-34         |
| 10/24              | at Rams     | S            | 6         | 48         | 8.0        | 21        | 0        | 0        | 0        | 0.0        | 0        | 0        | L         | 19-28         |
| 10/31              | Eagles      | S            | 10        | 89         | 8.9        | 18        | 0        | 0        | 0        | 0.0        | 0        | 0        | L         | 6-44          |
| 11/14              | at Steelers | S            | 0         | 0          | 0.0        | 0         | 0        | 0        | 0        | 0.0        | 0        | 0        | T         | 16-16         |
| 11/21              | at Browns   | S            | 6         | 51         | 8.5        | 24        | 0        | 0        | 0        | 0.0        | 0        | 0        | L         | 10-13         |
| 11/25              | Bears       | S            | 3         | 35         | 11.7       | 17t       | 1        | 0        | 0        | 0.0        | 0        | 0        | L         | 14-16         |
| 12/05              | Vikings     | S            | 4         | 49         | 12.3       | 25        | 1        | 0        | 0        | 0.0        | 0        | 0        | W         | 29-27         |
| 12/12              | at Broncos  |              |           |            |            |           |          |          |          |            |          |          | L         | 10-38         |
| 12/19              | Cardinals   |              |           |            |            |           |          |          |          |            |          |          | W         | 30-12         |
| 12/26              | at Falcons  |              |           |            |            |           |          |          |          |            |          |          | L         | 16-20         |
| 01/02              | at Seahawks |              |           |            |            |           |          |          |          |            |          |          | L         | 29-51         |
| 01/09              | Packers     |              |           |            |            |           |          |          |          |            |          |          | W         | 37-30         |
| <b>2021 TOTALS</b> |             | <b>12-12</b> | <b>61</b> | <b>583</b> | <b>9.6</b> | <b>33</b> | <b>4</b> | <b>0</b> | <b>0</b> | <b>0.0</b> | <b>0</b> | <b>0</b> | <b>0</b>  | <b>3-13-1</b> |

**2020 GAME-BY-GAME REGULAR-SEASON STATISTICS (LIONS)**

| DATE               | OPPONENT         | P/S          | RECEIVING |            |             |           |          | RUSHING  |          |            |          |          | W/L      | SCORE       |
|--------------------|------------------|--------------|-----------|------------|-------------|-----------|----------|----------|----------|------------|----------|----------|----------|-------------|
|                    |                  |              | NO.       | YDS.       | AVG.        | LG        | TD       | NO.      | YDS.     | AVG.       | LG       | TD       |          |             |
| 09/13              | Bears            | S            | 5         | 56         | 11.2        | 24        | 1        | 0        | 0        | 0.0        | 0        | 0        | L        | 23-27       |
| 09/20              | at Packers       | S            | 4         | 62         | 15.5        | 29        | 0        | 0        | 0        | 0.0        | 0        | 0        | L        | 21-42       |
| 09/27              | at Cardinals     | S            | 4         | 53         | 13.3        | 27        | 0        | 0        | 0        | 0.0        | 0        | 0        | W        | 26-23       |
| 10/04              | Saints           | S            | 2         | 9          | 4.5         | 8         | 1        | 0        | 0        | 0.0        | 0        | 0        | L        | 29-35       |
| 10/18              | at Jaguars       | S            | 2         | 17         | 8.5         | 16        | 1        | 0        | 0        | 0.0        | 0        | 0        | W        | 34-16       |
| 10/25              | at Falcons       | S            | 5         | 59         | 11.8        | 16        | 1        | 0        | 0        | 0.0        | 0        | 0        | W        | 23-22       |
| 11/01              | Colts            | S            | 7         | 65         | 9.3         | 15        | 0        | 0        | 0        | 0.0        | 0        | 0        | L        | 21-41       |
| 11/08              | at Vikings       | S            | 5         | 39         | 7.8         | 11        | 1        | 0        | 0        | 0.0        | 0        | 0        | L        | 20-34       |
| 11/15              | Football<br>Team | S            | 2         | 13         | 6.5         | 8         | 0        | 0        | 0        | 0.0        | 0        | 0        | W        | 30-27       |
| 11/22              | at Panthers      | S            | 4         | 68         | 17.0        | 35        | 0        | 0        | 0        | 0.0        | 0        | 0        | L        | 0-20        |
| 11/26              | Texans           | S            | 5         | 89         | 17.8        | 51        | 0        | 0        | 0        | 0.0        | 0        | 0        | L        | 25-41       |
| 12/06              | at Bears         | S            | 7         | 84         | 12.0        | 24        | 0        | 0        | 0        | 0.0        | 0        | 0        | W        | 34-30       |
| 12/13              | Packers          | S            | 6         | 43         | 7.2         | 16        | 1        | 0        | 0        | 0.0        | 0        | 0        | L        | 24-31       |
| 12/20              | at Titans        | S            | 2         | 18         | 9.0         | 11        | 0        | 1        | 0        | 0.0        | 0        | 0        | L        | 25-46       |
| 12/26              | Buccaneers       | S            | 4         | 23         | 5.8         | 7         | 0        | 0        | 0        | 0.0        | 0        | 0        | L        | 7-47        |
| 01/03              | Vikings          | S            | 3         | 25         | 8.3         | 15        | 0        | 0        | 0        | 0.0        | 0        | 0        | L        | 35-37       |
| <b>2020 TOTALS</b> |                  | <b>16-16</b> | <b>67</b> | <b>723</b> | <b>10.8</b> | <b>51</b> | <b>6</b> | <b>1</b> | <b>0</b> | <b>0.0</b> | <b>0</b> | <b>0</b> | <b>0</b> | <b>5-11</b> |

**2019 GAME-BY-GAME REGULAR-SEASON STATISTICS (LIONS)**

| DATE               | OPPONENT     | P/S         | RECEIVING |            |             |           |          | RUSHING  |          |            |          |          | W/L/<br>T | SCORE         |
|--------------------|--------------|-------------|-----------|------------|-------------|-----------|----------|----------|----------|------------|----------|----------|-----------|---------------|
|                    |              |             | NO.       | YDS.       | AVG.        | LG        | TD       | NO.      | YDS.     | AVG.       | LG       | TD       |           |               |
| 09/08              | at Cardinals | S           | 6         | 131        | 21.8        | 39        | 1        | 0        | 0        | 0.0        | 0        | 0        | T         | 27-27+        |
| 09/15              | Chargers     | S           | 1         | 7          | 7.0         | 7         | 0        | 0        | 0        | 0.0        | 0        | 0        | W         | 13-10         |
| 09/22              | at Eagles    | P           | 1         | 1          | 1.0         | 1         | 0        | 0        | 0        | 0.0        | 0        | 0        | W         | 27-24         |
| 09/29              | Chiefs       | S           | 3         | 27         | 9.0         | 13        | 1        | 0        | 0        | 0.0        | 0        | 0        | L         | 30-34         |
| 10/14              | at Packers   | S           | 4         | 21         | 5.3         | 7         | 0        | 0        | 0        | 0.0        | 0        | 0        | L         | 22-23         |
| 10/20              | Vikings      | S           | 3         | 32         | 10.7        | 14        | 0        | 0        | 0        | 0.0        | 0        | 0        | L         | 30-42         |
| 10/27              | Giants       | P           | 1         | 21         | 21.0        | 21        | 0        | 0        | 0        | 0.0        | 0        | 0        | W         | 31-26         |
| 11/03              | at Raiders   | P           | 3         | 56         | 18.7        | 23        | 0        | 0        | 0        | 0.0        | 0        | 0        | L         | 24-31         |
| 11/10              | at Bears     | S           | 3         | 47         | 15.7        | 19        | 0        | 0        | 0        | 0.0        | 0        | 0        | L         | 13-20         |
| 11/17              | Cowboys      | P           | 1         | 6          | 6.0         | 6         | 0        | 0        | 0        | 0.0        | 0        | 0        | L         | 27-35         |
| 11/24              | at Redskins  | P           | 0         | 0          | 0.0         | 0         | 0        | 0        | 0        | 0.0        | 0        | 0        | L         | 16-19         |
| 11/28              | Bears        | S           | 6         | 18         | 3.0         | 9         | 0        | 0        | 0        | 0.0        | 0        | 0        | L         | 20-24         |
| 12/08              | at Vikings   |             |           |            |             |           |          |          |          |            |          |          | L         | 7-20          |
| 12/15              | Buccaneers   |             |           |            |             |           |          |          |          |            |          |          | L         | 17-38         |
| 12/22              | at Broncos   |             |           |            |             |           |          |          |          |            |          |          | L         | 17-27         |
| 12/29              | Packers      |             |           |            |             |           |          |          |          |            |          |          | L         | 20-23         |
| <b>2019 TOTALS</b> |              | <b>12-7</b> | <b>32</b> | <b>367</b> | <b>11.5</b> | <b>39</b> | <b>2</b> | <b>0</b> | <b>0</b> | <b>0.0</b> | <b>0</b> | <b>0</b> | <b>0</b>  | <b>3-12-1</b> |

+ - Overtime

**2022 GAME-BY-GAME POSTSEASON STATISTICS (VIKINGS)**

| DATE               | OPPONENT | P/S        | RECEIVING |            |             |           |          | RUSHING  |          |            |          |          | W/L        | SCORE |
|--------------------|----------|------------|-----------|------------|-------------|-----------|----------|----------|----------|------------|----------|----------|------------|-------|
|                    |          |            | NO.       | YDS.       | AVG.        | LG        | TD       | NO.      | YDS.     | AVG.       | LG       | TD       |            |       |
| 01/15              | Giants   | S          | 10        | 129        | 12.9        | 28        | 0        | 0        | 0        | 0.0        | 0        | 0        | L          | 24-31 |
| <b>2022 TOTALS</b> |          | <b>1-1</b> | <b>10</b> | <b>129</b> | <b>12.9</b> | <b>28</b> | <b>0</b> | <b>0</b> | <b>0</b> | <b>0.0</b> | <b>0</b> | <b>0</b> | <b>0-1</b> |       |





# DANIELLE HUNTER

(duh-KNEEL)

# 99

**OUTSIDE LINEBACKER**

**Ht:** 6-5

**DOB:** 10-29-94

**Vikings Season:** 9

**Acquired:** D3 '15

**Wt:** 263

**College:** LSU

**NFL Season:** 9



**2023 GP/GS**

9/9

**CAREER GP/GS**

111/82

**PLAYOFF GP/GS**

6/5

## KEY TRANSACTIONS

- Drafted by the Minnesota Vikings third round (No. 88 overall) in the 2015 NFL Draft 5/2/15.
- Signed to a five-year contract extension with the Minnesota Vikings on 6/27/18.
- Placed on IR by Minnesota on 9/9/20.
- Placed on IR by the Minnesota Vikings on 11/2/21.

## OFF THE FIELD

- Name is pronounced Duh-neal.
- Majored in sports administration at LSU.
- Son of Kimari Bonito and Ckeikh Ndiaye. His uncle is a Marine.
- Spent the first seven years of his life in Jamaica before moving to the United States when he was 8 years old.
- Has frequented community service events since arriving in Minnesota and is supportive of the Boys & Girls Clubs.
- Visited Iceland during the 2017 offseason with Kyle Rudolph and Linval Joseph as a part of the team's Viking Heritage trip.
- Enjoys flying his Inspire 1 drone.
- During 2016 NFL Draft, he announced the Vikings fourth-round pick during a community event at Mall of America.
- Enjoys motor sports and is a car and motor parts enthusiast.
- Visited the United Kingdom with K.J. Osborn in summer 2022 ahead of the Vikings International game vs. New Orleans.

## HONORS

- PFWA All-Rookie Team (2015)
- PFWA All-Pro (2x - 2018, 2019)
- PFWA All-NFC (2x - 2018, 2019)
- PFWA All-NFL (2018)
- Pro Bowl Selection (3x - 2018, 2019, 2023)
- Associated Press Second-Team (2018)
- Sporting News All-Pro (2018)
- NFC Defensive Player of the Week (2x - vs. Detroit (11/24/18, vs. Detroit (12/8/19)
- NFC Defensive Player of the Month (October 2023)

## CAREER NOTES

### 2023 | MINNESOTA VIKINGS

- Named team captain for the 2023 season.
- Leads the league lead with 10.0 sacks through the first eight games.
- Registered a sack in the fourth quarter at Green Bay (10/29).
- Against the 49ers on Monday Night Football (10/23), recorded the 80th sack of his career, passing Everson Griffen (79.5) for the seventh-most sacks in team history.
- Tied his own team record (since 1982) from 2021 for the most sacks (4.0) through the first two weeks of a season after recording 3.0 at Philadelphia (9/14).
- Started and recorded seven tackles, a sack, two tackles for loss and a pass defended in Week 1 vs. Tampa Bay (9/10). He was the only player in the NFL to record at least seven tackles, 1.0 sack, two tackles for loss and one pass defended in Week 1.

## 2022 | MINNESOTA VIKINGS

- Sacked QB Daniel Jones for a loss of five yards, marking 4.5 sacks in his postseason career, tied with Everson Griffen for the fourth-most postseason sacks in franchise history (1/15/23).
- Played in his 100th career game, and registered 2.0 sacks and forced his seventh career fumble. Has tallied eight QB hits in the last two games, the most in the NFL in that span (12/24).
- Registered his eighth sack of the season, marking the fourth-most he's had in a single-season in his career (12/17).
- Took down QB Mac Jones for a loss of nine yards (11/24).
- Notched his second-straight game with at least 1.0 sack. Also added two solo tackles and one QB hit (11/13).
- Tallied seven total tackles (four solo), including 2.0 sacks and two tackles for loss. He now has recorded at least 1.0 sack in each of his four matchups at Washington (11/6).
- Recorded his third sack of the season at Miami, upping his regular-season total to 63.5. Also had three QBHs and 2.0 TFLs (10/16).
- Tallied his second sack of the season when he brought down QB Justin Fields for a loss of four yards in the second quarter. Also had six total tackles, including 2.0 tackles for a loss (10/9).
- Notched his first sack and pass defended on the season vs. Green Bay. Also had three total tackles on the day (9/11).

## 2021 | MINNESOTA VIKINGS

- Finished the season with 6.0 sacks after suffering a season-ending pec injury vs. Dallas (10/31).
- Sacked Jared Goff vs. Detroit (10/10) and had four tackles and three QB hits.
- Sacked Baker Mayfield vs. Cleveland (10/3) and totaled seven tackles.
- Recorded 3.0 sacks at Arizona (9/19), only Mario Addison (9/22/19) and Devon Kennard (9/8/19) have also sacked Kyler Murray three times in a single game.
- Played in his first game since the Divisional Round matchup at San Francisco on 1/11/20, starting at Cincinnati (9/12) in Week 1.

## 2020 | MINNESOTA VIKINGS

- Did not appear in any games in 2020 after suffering a season-ending injury prior during training camp.
- Placed on Reserve/Injured list on 9/9/20.

## 2019 | MINNESOTA VIKINGS

- Earned Pro Bowl honors for second straight season.
- Started all 16 games, tied career-high and led Minnesota with 14.5 sacks (tied for fourth in the NFL).
- Tied for ninth in the NFL with 15 TFLs in 2019.
- Tied a career high with nine total tackles at Green Bay (9/15) while notching 1.0 sack and two TFLs in his second consecutive game.
- Led the team with six QBHs and two TFLs while notching his first sack of the season vs. Atlanta (9/8) and made four tackles (three solo).
- Set the NFL record for most sacks (46.0) by a player prior to turning 25 years old with 1.0 sack vs. Philadelphia (10/13).
- Logged the ninth multi-sack game of his career with 2.0 sacks at NY Giants (10/6) and tied for the team lead with seven total tackles.
- Wrapped up 3.0 sacks vs. Detroit (12/8) in his 75th career game appearance, his second career game with 3.0 sacks or more. His first sack of the day made him the youngest NFL player since 1982 to reach 50.0 career sacks, doing so at 25 years and 40 days of age. He earned NFC Defensive Player of the Week for his efforts.
- Finished with five tackles (four solo), a career-high two FFs, one FR and 1.0 sack at LA Chargers (12/15).
- His strip-sack of Philip Rivers was recovered and returned for a TD by Ifeadi Odenigbo.
- Finished with 1.5 sacks in the Wild Card win at New Orleans (1/5/20), including a crucial fourth-quarter strip-sack that stalled a potential scoring drive.
- Made 1.0 sack in the Divisional Round at San Francisco (1/11/20), giving him 2.5 sacks in the 2019 playoff run.

## 2018 | MINNESOTA VIKINGS

- Earned Pro Bowl honors for first time in his career.
- Led the team and set career high with 14.5 sacks in 2018, the fourth-highest sack total in the NFL.
- Became the first Viking to record 14.0+ sacks since Jared Allen notched 22.0 in 2011.
- Started all 16 games for the second consecutive season.
- The first player since J.J. Watt and Khalil Mack in 2015 to record at least 70 tackles, 14.0 sacks and 20 TFLs in a season.
- Had six tackles (four solo), 1.0 sack and 2 QBHs at Green Bay (9/16).
- Extended his sack streak to four straight games by bringing down Jared Goff in the third quarter at LA Rams (9/27). Added six tackles (three solo) and four QBHs.
- Notched his fifth straight game with at least 1.0 sack at Philadelphia (10/7), catching Carson Wentz in the third quarter.
- Had three tackles (one solo), one TFL, a career-high eight QBHs, and 1.0 sack at NY Jets (10/21), his seventh consecutive game with 1.0 sack.
- Turned in the best game of his career vs. Detroit (11/4), totaling 3.5 sacks, four TFL, and nine total tackles (six solo) - all career highs - while adding seven QBHs and a 32-yard FR TD to help seal the victory in the 4th quarter. His 3.5 sacks were key for a defense that set a franchise record with 10 total sacks. Was named the NFC Defensive Player of the Week for his efforts.
- Broke his then-personal season record with 2.0 sacks vs. Miami (12/16), moving his season total to 14.5.

## 2017 | MINNESOTA VIKINGS

- Started all 16 games in his first full season as a starter with 49 tackles and 7.0 sacks for the league's No.1 ranked defense.
- Contributed three tackles (two solo), a FF and five QBHs vs. Cleveland (10/29) at Twickenham Stadium in London, England, as a part of the NFL's International Series.
- Recorded four solo tackles, 1.0 sack, one TFL and five QBHs at Washington (11/12), extending the Vikings streak of games with a sack to 11, dating back to 2016.
- Wrapped up his seventh sack of the season along with four tackles vs. Cincinnati (12/17) to help the Vikings win the NFC North title.
- Made four tackles (three solo) and four QBH at Green Bay (12/23) as the Vikings shut out the Packers at Lambeau for the first time ever.
- Had three tackles, four QBH and one TFL vs. Chicago (12/31) as Vikings secured the No. 1 yards allowed and scoring defense in the NFL.
- Wrapped up four tackles (two solo) and three QBH in the Vikings Divisional Round win vs. New Orleans (1/14/18).
- Totaled six tackles (five solo), two TFL, a sack and a QBH at Philadelphia (1/21/18) in NFC Championship Game.

## 2016 | MINNESOTA VIKINGS

- Totaled 64 tackles (34 solo), 12.5 sacks, 14 TFL, 49 QBHs, 1 FF, 1 FR and 1 PD for the NFL's 3rd-ranked defense (314.9 ypg).
- Led NFL DEs with 12.5 sacks (3rd overall in the league), becoming the youngest player in franchise history to lead the team in sacks.
- Combined with Everson Griffen (8.0) and Brian Robison (7.5) – the NFL's only DE trio with 7+ sacks each – for the 2nd-most sacks by DEs (28.0).
- Became the 2nd player in team history (Jared Allen, 2009) to produce a safety (Week 3) and return a fumble for a TD (Week 1) in the same season.
- Scored his 1st-career TD on a 24-yard fumble recovery at Tennessee (9/11) and paired with LB Eric Kendricks (77-yard INT TD) to mark the 6th time in team history TDs were scored by INT and fumble returns in a single game.
- Had 5 tackles, 1.0 TFL, 1.0 sack and 4 QBHs at Carolina (9/25), dropping Cam Newton in the end zone for the Vikings 1st safety since 12/4/2011 (Jared Allen vs. Denver) and the 1st on the road since 10/5/03 (at Atlanta).
- Matched his then-single-game career high with 2.0 sacks, totaling 7 tackles (4 solo), 2 TFL and 4 QBHs, vs. Dallas (12/1).

## 2015 | MINNESOTA VIKINGS

- Continued to develop throughout his rookie season, playing his best in the final month of the season.
- Was 1 of 7 Vikings rookies to start during the season.
- Ranked 2nd in the NFL for sacks by a rookie with 6.0, trailing only Washington LB Preston Smith.
- Started 1st career game vs. Kansas City (10/18) and had 1st shared sack, teaming with Sharrif Floyd to sack Alex Smith.
- Had season-best 6 tackles and 1.5 sacks vs. Chicago (12/20).
- Had 3-game streak late in the regular season when he had a sack in each contest - at Arizona (12/10), vs. Chicago (12/20) and vs. NY Giants (12/27).
- Played in 1st career playoff game vs. Seattle (1/10/16), notching 4 tackles in Wild Card Playoff loss at the University of Minnesota, the coldest game in team history and the last game played in the Vikings temporary home before moving to U.S. Bank Stadium.

## COLLEGE - LSU

---

- Full-time starter for the Tigers as a sophomore and junior, playing in 38 games with 23 starts and capping his career with 23 consecutive starts.
- Had 4.5 sacks and 21.0 TFLs in his career along with 142 tackles.
- Started all 13 games as a junior.
- Led LSU with 13 tackles for loss and ranked 10th in the SEC
- Scored lone career TD vs. Mississippi State when he picked up a QB Dak Prescott fumble and rumbled 25 yards for the score on the 1st play of the 2nd half.
- Notched career-best 12 tackles against Auburn.
- Capped college career with 9 tackles against Notre Dame in Music City Bowl.
- Started 10 of the 13 games he played as a sophomore.
- Earned 1st start in 4th game of sophomore season against Auburn and never let go of the job.
- In 1st career start, had 8 tackles against eventual National Champion runner-up Auburn.
- Played in 12 games as a freshman on special teams.

## PREP - MORTON RANCH (TEXAS)

---

- Four-star recruit at Morton Ranch High in Katy, Texas.
- Helped school earn 1st Class 5A state playoff appearance.
- Ranked as the No. 14 DE in the country by Scout as a senior.

## DANIELLE HUNTER'S NFL REGULAR SEASON DEFENSIVE STATISTICS

| DATE              | TEAM    | GP         | GS | TACKLES   |            |            |            |           |            |             | INTERCEPTIONS |            |          |          |          |          |          | O. FUMB   |          |          |           | ST       |          |          |          | MISC     |          |          |          |          |          |          |   |   |
|-------------------|---------|------------|----|-----------|------------|------------|------------|-----------|------------|-------------|---------------|------------|----------|----------|----------|----------|----------|-----------|----------|----------|-----------|----------|----------|----------|----------|----------|----------|----------|----------|----------|----------|----------|---|---|
|                   |         |            |    | TK        | S          | A          | TFL        | YDS       | SK         | YDS         | QBH           | NO         | YDS      | LG       | TD       | PD       | FF       | FR        | TD       | YDS      | TK        | S        | A        | FF       | FR       | S        | A        |          |          |          |          |          |   |   |
| 2023              | Vikings | 9          | 9  | 46        | 32         | 14         | 13         | 60        | 10.0       | 74.0        | 9             | 0          | 0        | 0        | 0        | 2        | 3        | 0         | 0        | 0        | 0         | 0        | 0        | 0        | 0        | 0        | 0        | 0        | 0        | 0        | 0        | 0        | 0 | 0 |
| 2022              | Vikings | 17         | 17 | 65        | 46         | 19         | 12         | 57        | 10.5       | 63.0        | 22            | 0          | 0        | 0        | 0        | 3        | 1        | 0         | 0        | 0        | 0         | 0        | 0        | 0        | 0        | 0        | 0        | 0        | 0        | 0        | 0        | 0        | 0 |   |
| 2021              | Vikings | 7          | 7  | 38        | 23         | 15         | 6          | 40        | 6.0        | 40.0        | 10            | 0          | 0        | 0        | 0        | 0        | 0        | 0         | 0        | 0        | 0         | 0        | 0        | 0        | 0        | 0        | 0        | 0        | 0        | 0        | 0        | 0        |   |   |
| 2020              | Vikings | 0          | 0  | 0         | 0          | 0          | 0          | 0         | 0.0        | 0.0         | 0             | 0          | 0        | 0        | 0        | 0        | 0        | 0         | 0        | 0        | 0         | 0        | 0        | 0        | 0        | 0        | 0        | 0        | 0        | 0        | 0        | 0        |   |   |
| 2019              | Vikings | 16         | 16 | 70        | 52         | 18         | 15         | 96        | 14.5       | 113.5       | 22            | 0          | 0        | 0        | 0        | 0        | 3        | 1         | 0        | 4        | 0         | 0        | 0        | 0        | 0        | 0        | 0        | 0        | 0        | 0        | 0        | 0        |   |   |
| 2018              | Vikings | 16         | 16 | 72        | 51         | 21         | 21         | 116       | 14.5       | 91.0        | 19            | 0          | 0        | 0        | 0        | 0        | 0        | 1         | 1        | 32       | 0         | 0        | 0        | 0        | 0        | 0        | 0        | 0        | 0        | 0        | 0        | 0        |   |   |
| 2017              | Vikings | 16         | 16 | 45        | 27         | 18         | 12         | 69        | 7.0        | 56.0        | 11            | 0          | 0        | 0        | 0        | 2        | 1        | 1         | 0        | 0        | 0         | 0        | 0        | 0        | 0        | 0        | 0        | 0        | 0        | 0        | 0        | 0        |   |   |
| 2016              | Vikings | 16         | 0  | 54        | 32         | 22         | 11         | 79        | 12.5       | 102.5       | 19            | 0          | 0        | 0        | 0        | 1        | 1        | 1         | 1        | 24       | 2         | 2        | 0        | 0        | 0        | 0        | 0        | 0        | 0        | 0        | 0        | 0        |   |   |
| 2015              | Vikings | 14         | 1  | 29        | 25         | 4          | 8          | 43        | 6.0        | 42.5        | 9             | 0          | 0        | 0        | 0        | 0        | 1        | 0         | 0        | 4        | 4         | 0        | 0        | 0        | 0        | 0        | 0        | 0        | 0        | 0        | 0        | 0        |   |   |
| <b>NFL TOTALS</b> |         | <b>111</b> |    | <b>82</b> | <b>419</b> | <b>288</b> | <b>131</b> | <b>98</b> | <b>560</b> | <b>81.0</b> | <b>582.5</b>  | <b>121</b> | <b>0</b> | <b>0</b> | <b>0</b> | <b>0</b> | <b>8</b> | <b>10</b> | <b>4</b> | <b>2</b> | <b>60</b> | <b>6</b> | <b>6</b> | <b>0</b> | <b>0</b> | <b>0</b> | <b>0</b> | <b>0</b> | <b>0</b> | <b>0</b> | <b>0</b> | <b>0</b> |   |   |

## DANIELLE HUNTER'S NFL POSTSEASON DEFENSIVE STATISTICS

| DATE              | TEAM    | GP       | GS | TACKLES  |           |           |          |          |           |            | INTERCEPTIONS |          |          |          |          |          |          | O. FUMB  |          |          |          | ST       |          |          |          | MISC     |          |          |          |          |          |   |
|-------------------|---------|----------|----|----------|-----------|-----------|----------|----------|-----------|------------|---------------|----------|----------|----------|----------|----------|----------|----------|----------|----------|----------|----------|----------|----------|----------|----------|----------|----------|----------|----------|----------|---|
|                   |         |          |    | TK       | S         | A         | TFL      | YDS      | SK        | YDS        | QBH           | NO       | YDS      | LG       | TD       | PD       | FF       | FR       | TD       | YDS      | TK       | S        | A        | FF       | FR       | S        | A        |          |          |          |          |   |
| 2022              | Vikings | 1        | 1  | 4        | 3         | 1         | 1        | 5        | 1.0       | 5.0        | 2             | 0        | 0        | 0        | 0        | 0        | 0        | 0        | 0        | 0        | 0        | 0        | 0        | 0        | 0        | 0        | 0        | 0        | 0        | 0        | 0        | 0 |
| 2019              | Vikings | 2        | 2  | 10       | 5         | 5         | 1        | 9        | 2.5       | 26.5       | 5             | 0        | 0        | 0        | 0        | 1        | 1        | 0        | 0        | 0        | 0        | 0        | 0        | 0        | 0        | 0        | 0        | 0        | 0        | 0        | 0        | 0 |
| 2017              | Vikings | 2        | 2  | 9        | 6         | 3         | 2        | 8        | 1.0       | 6.0        | 2             | 0        | 0        | 0        | 0        | 0        | 0        | 0        | 0        | 0        | 0        | 0        | 0        | 0        | 0        | 0        | 0        | 0        | 0        | 0        | 0        | 0 |
| 2015              | Vikings | 1        | 0  | 1        | 1         | 0         | 0        | 0        | 0.0       | 0.0        | 0             | 0        | 0        | 0        | 0        | 0        | 0        | 0        | 0        | 0        | 0        | 0        | 0        | 0        | 0        | 0        | 0        | 0        | 0        | 0        | 0        | 0 |
| <b>NFL TOTALS</b> |         | <b>6</b> |    | <b>5</b> | <b>24</b> | <b>15</b> | <b>9</b> | <b>4</b> | <b>22</b> | <b>4.5</b> | <b>37.5</b>   | <b>9</b> | <b>0</b> | <b>0</b> | <b>0</b> | <b>0</b> | <b>1</b> | <b>1</b> | <b>0</b> | <b>0</b> | <b>0</b> | <b>0</b> | <b>0</b> | <b>0</b> | <b>0</b> | <b>0</b> | <b>0</b> | <b>0</b> | <b>0</b> | <b>0</b> | <b>0</b> |   |

### SINGLE-GAME HIGHS: DEFENSIVE

|                        |   |                                  |   |
|------------------------|---|----------------------------------|---|
| <b>Total Tackles</b>   | 9 at ATL, Nov 05, 2023<br>...2 more at 9. | <b>Fumble Recoveries</b>         | 1 at LAC, Dec 15, 2019<br>...3 more at 1. |
| <b>Solo Tackles</b>    | 6 at CHI, Oct 15, 2023<br>...5 more at 6. | <b>Tackles For Loss</b>          | 3 at PHI, Sep 14, 2023<br>...5 more at 3. |
| <b>Sacks</b>           | 3.5 vs. DET, Nov 04, 2018                 | <b>Safeties</b>                  | 1 at CAR, Sep 25, 2016                    |
| <b>Passes Defensed</b> | 1 at CHI, Oct 15, 2023<br>...7 more at 1. | <b>Special Teams Tackles</b>     | 2 at DEN, Oct 04, 2015                    |
| <b>Forced Fumbles</b>  | 2 at GB, Oct 29, 2023<br>...1 more at 2.  | <b>Longest Opp Fumble Return</b> | 32 vs. DET, Nov 04, 2018                  |

### SINGLE-GAME HIGHS - POSTSEASON: DEFENSIVE

|                      |                         |                         |                        |
|----------------------|-------------------------|-------------------------|------------------------|
| <b>Total Tackles</b> | 6 at PHI, Jan 21, 2018  | <b>Passes Defensed</b>  | 1 at NO, Jan 05, 2020  |
| <b>Solo Tackles</b>  | 5 at PHI, Jan 21, 2018  | <b>Forced Fumbles</b>   | 1 at NO, Jan 05, 2020  |
| <b>Sacks</b>         | 1.5 at NO, Jan 05, 2020 | <b>Tackles For Loss</b> | 2 at PHI, Jan 21, 2018 |

**2023 GAME-BY-GAME REGULAR-SEASON STATISTICS (VIKINGS)**

| DATE               | OPPONENT    | P/S        | TACKLES   |           |           |             |             |           |           | INTERCEPTIONS |          |          |          |          | O. FUMB  |          |          |          | ST       |          |          |          | MISC     |          | W/L      | SCORE    |            |       |
|--------------------|-------------|------------|-----------|-----------|-----------|-------------|-------------|-----------|-----------|---------------|----------|----------|----------|----------|----------|----------|----------|----------|----------|----------|----------|----------|----------|----------|----------|----------|------------|-------|
|                    |             |            | TK        | S         | A         | SK          | YDS         | TFL       | YDS       | QBH           | NO       | YDS      | LG       | TD       | PD       | FF       | FR       | TD       | YDS      | TK       | S        | A        | FF       | FR       |          |          | S          | A     |
| 09/10              | Buccaneers  | S          | 7         | 4         | 3         | 1.0         | 4.0         | 2         | 4         | 1             | 0        | 0        | 0        | 0        | 1        | 0        | 0        | 0        | 0        | 0        | 0        | 0        | 0        | 0        | 0        | 0        | L          | 17-20 |
| 09/14              | at Eagles   | S          | 8         | 5         | 3         | 3.0         | 21.0        | 3         | 21        | 3             | 0        | 0        | 0        | 0        | 0        | 0        | 0        | 0        | 0        | 0        | 0        | 0        | 0        | 0        | 0        | L        | 28-34      |       |
| 09/24              | Chargers    | S          | 4         | 3         | 1         | 1.0         | 9.0         | 2         | 5         | 0             | 0        | 0        | 0        | 0        | 0        | 1        | 0        | 0        | 0        | 0        | 0        | 0        | 0        | 0        | 0        | L        | 24-28      |       |
| 10/01              | at Panthers | S          | 4         | 3         | 1         | 0.0         | 0.0         | 1         | 0         | 0             | 0        | 0        | 0        | 0        | 0        | 0        | 0        | 0        | 0        | 0        | 0        | 0        | 0        | 0        | 0        | W        | 21-13      |       |
| 10/08              | Chiefs      | S          | 2         | 1         | 1         | 1.0         | 7.0         | 1         | 7         | 1             | 0        | 0        | 0        | 0        | 0        | 0        | 0        | 0        | 0        | 0        | 0        | 0        | 0        | 0        | 0        | L        | 20-27      |       |
| 10/15              | at Bears    | S          | 7         | 6         | 1         | 2.0         | 11.0        | 2         | 11        | 2             | 0        | 0        | 0        | 0        | 1        | 0        | 0        | 0        | 0        | 0        | 0        | 0        | 0        | 0        | 0        | W        | 19-13      |       |
| 10/23              | 49ers       | S          | 2         | 2         | 0         | 1.0         | 12.0        | 1         | 12        | 2             | 0        | 0        | 0        | 0        | 0        | 0        | 0        | 0        | 0        | 0        | 0        | 0        | 0        | 0        | 0        | W        | 22-17      |       |
| 10/29              | at Packers  | S          | 3         | 3         | 0         | 1.0         | 10.0        | 0         | 0         | 0             | 0        | 0        | 0        | 0        | 0        | 2        | 0        | 0        | 0        | 0        | 0        | 0        | 0        | 0        | 0        | W        | 24-10      |       |
| 11/05              | at Falcons  | S          | 9         | 5         | 4         | 0.0         | 0.0         | 1         | 0         | 0             | 0        | 0        | 0        | 0        | 0        | 0        | 0        | 0        | 0        | 0        | 0        | 0        | 0        | 0        | 0        | W        | 31-28      |       |
| <b>2023 TOTALS</b> |             | <b>9-9</b> | <b>46</b> | <b>32</b> | <b>14</b> | <b>10.0</b> | <b>74.0</b> | <b>13</b> | <b>60</b> | <b>9</b>      | <b>0</b> | <b>0</b> | <b>0</b> | <b>0</b> | <b>2</b> | <b>3</b> | <b>0</b> | <b>0</b> | <b>0</b> | <b>0</b> | <b>0</b> | <b>0</b> | <b>0</b> | <b>0</b> | <b>0</b> | <b>0</b> | <b>5-4</b> |       |

**2022 GAME-BY-GAME REGULAR-SEASON STATISTICS (VIKINGS)**

| DATE               | OPPONENT         | P/S          | TACKLES   |           |           |             |             |           |           | INTERCEPTIONS |          |          |          |          | O. FUMB  |          |          |          | ST       |          |          |          | MISC     |          | W/L      | SCORE    |             |      |
|--------------------|------------------|--------------|-----------|-----------|-----------|-------------|-------------|-----------|-----------|---------------|----------|----------|----------|----------|----------|----------|----------|----------|----------|----------|----------|----------|----------|----------|----------|----------|-------------|------|
|                    |                  |              | TK        | S         | A         | SK          | YDS         | TFL       | YDS       | QBH           | NO       | YDS      | LG       | TD       | PD       | FF       | FR       | TD       | YDS      | TK       | S        | A        | FF       | FR       |          |          | S           | A    |
| 09/11              | Packers          | S            | 3         | 2         | 1         | 1.0         | 9.0         | 1         | 9         | 1             | 0        | 0        | 0        | 0        | 1        | 0        | 0        | 0        | 0        | 0        | 0        | 0        | 0        | 0        | 0        | 0        | W           | 23-7 |
| 09/19              | at Eagles        | S            | 5         | 3         | 2         | 0.0         | 0.0         | 0         | 0         | 0             | 0        | 0        | 0        | 0        | 0        | 0        | 0        | 0        | 0        | 0        | 0        | 0        | 0        | 0        | 0        | L        | 7-24        |      |
| 09/25              | Lions            | S            | 3         | 3         | 0         | 0.0         | 0.0         | 1         | 2         | 0             | 0        | 0        | 0        | 0        | 0        | 0        | 0        | 0        | 0        | 0        | 0        | 0        | 0        | 0        | 0        | W        | 28-24       |      |
| 10/02              | at Saints        | S            | 4         | 3         | 1         | 0.0         | 0.0         | 0         | 0         | 0             | 0        | 0        | 0        | 0        | 0        | 0        | 0        | 0        | 0        | 0        | 0        | 0        | 0        | 0        | 0        | W        | 28-25       |      |
| 10/09              | Bears            | S            | 6         | 5         | 1         | 1.0         | 4.0         | 2         | 4         | 1             | 0        | 0        | 0        | 0        | 0        | 0        | 0        | 0        | 0        | 0        | 0        | 0        | 0        | 0        | 0        | W        | 29-22       |      |
| 10/16              | at Dolphins      | S            | 6         | 5         | 1         | 1.0         | 6.0         | 2         | 6         | 3             | 0        | 0        | 0        | 0        | 0        | 0        | 0        | 0        | 0        | 0        | 0        | 0        | 0        | 0        | 0        | W        | 24-16       |      |
| 10/30              | Cardinals        | S            | 3         | 2         | 1         | 0.0         | 0.0         | 1         | 2         | 1             | 0        | 0        | 0        | 0        | 1        | 0        | 0        | 0        | 0        | 0        | 0        | 0        | 0        | 0        | 0        | W        | 34-26       |      |
| 11/06              | at<br>Commanders | S            | 7         | 4         | 3         | 2.0         | 15.0        | 2         | 15        | 2             | 0        | 0        | 0        | 0        | 0        | 0        | 0        | 0        | 0        | 0        | 0        | 0        | 0        | 0        | 0        | W        | 20-17       |      |
| 11/13              | at Bills         | S            | 2         | 2         | 0         | 1.0         | 6.0         | 1         | 6         | 1             | 0        | 0        | 0        | 0        | 0        | 0        | 0        | 0        | 0        | 0        | 0        | 0        | 0        | 0        | 0        | W        | 33-30+      |      |
| 11/20              | Cowboys          | S            | 4         | 3         | 1         | 0.0         | 0.0         | 0         | 0         | 1             | 0        | 0        | 0        | 0        | 0        | 0        | 0        | 0        | 0        | 0        | 0        | 0        | 0        | 0        | 0        | L        | 3-40        |      |
| 11/24              | Patriots         | S            | 2         | 2         | 0         | 1.0         | 9.0         | 1         | 9         | 1             | 0        | 0        | 0        | 0        | 0        | 0        | 0        | 0        | 0        | 0        | 0        | 0        | 0        | 0        | 0        | W        | 33-26       |      |
| 12/04              | Jets             | S            | 3         | 2         | 1         | 0.0         | 0.0         | 0         | 0         | 1             | 0        | 0        | 0        | 0        | 1        | 0        | 0        | 0        | 0        | 0        | 0        | 0        | 0        | 0        | 0        | W        | 27-22       |      |
| 12/11              | at Lions         | S            | 2         | 2         | 0         | 0.0         | 0.0         | 0         | 0         | 0             | 0        | 0        | 0        | 0        | 0        | 0        | 0        | 0        | 0        | 0        | 0        | 0        | 0        | 0        | 0        | L        | 23-34       |      |
| 12/17              | Colts            | S            | 5         | 2         | 3         | 1.5         | 4.0         | 1         | 4         | 4             | 0        | 0        | 0        | 0        | 0        | 0        | 0        | 0        | 0        | 0        | 0        | 0        | 0        | 0        | 0        | W        | 39-36+      |      |
| 12/24              | Giants           | S            | 7         | 5         | 2         | 2.0         | 10.0        | 0         | 0         | 4             | 0        | 0        | 0        | 0        | 0        | 1        | 0        | 0        | 0        | 0        | 0        | 0        | 0        | 0        | 0        | W        | 27-24       |      |
| 01/01              | at Packers       | S            | 1         | 1         | 0         | 0.0         | 0.0         | 0         | 0         | 2             | 0        | 0        | 0        | 0        | 0        | 0        | 0        | 0        | 0        | 0        | 0        | 0        | 0        | 0        | 0        | L        | 17-41       |      |
| 01/08              | at Bears         | S            | 2         | 0         | 2         | 0.0         | 0.0         | 0         | 0         | 0             | 0        | 0        | 0        | 0        | 0        | 0        | 0        | 0        | 0        | 0        | 0        | 0        | 0        | 0        | 0        | W        | 29-13       |      |
| <b>2022 TOTALS</b> |                  | <b>17-17</b> | <b>65</b> | <b>46</b> | <b>19</b> | <b>10.5</b> | <b>63.0</b> | <b>12</b> | <b>57</b> | <b>22</b>     | <b>0</b> | <b>0</b> | <b>0</b> | <b>0</b> | <b>3</b> | <b>1</b> | <b>0</b> | <b>0</b> | <b>0</b> | <b>0</b> | <b>0</b> | <b>0</b> | <b>0</b> | <b>0</b> | <b>0</b> | <b>0</b> | <b>13-4</b> |      |

+ - Overtime

**2021 GAME-BY-GAME REGULAR-SEASON STATISTICS (VIKINGS)**

| DATE               | OPPONENT     | P/S        | TACKLES   |           |           |            |             |          |           | INTERCEPTIONS |                  |          |          |          | O. FUMB  |          |          |          | ST       |          |          |          |          | MISC     |          | W/L        | SCORE  |
|--------------------|--------------|------------|-----------|-----------|-----------|------------|-------------|----------|-----------|---------------|------------------|----------|----------|----------|----------|----------|----------|----------|----------|----------|----------|----------|----------|----------|----------|------------|--------|
|                    |              |            | TK        | S         | A         | SK         | YDS         | TFL      | YDS       | QBH           | NO               | YDS      | LG       | TD       | PD       | FF       | FR       | TD       | YDS      | TK       | S        | A        | FF       | FR       | S        |            |        |
| 09/12              | at Bengals   | S          | 6         | 3         | 3         | 1.0        | 8.0         | 1        | 8         | 1             | 0                | 0        | 0        | 0        | 0        | 0        | 0        | 0        | 0        | 0        | 0        | 0        | 0        | 0        | 0        | L          | 24-27+ |
| 09/19              | at Cardinals | S          | 7         | 5         | 2         | 3.0        | 29.0        | 3        | 29        | 3             | 0                | 0        | 0        | 0        | 0        | 0        | 0        | 0        | 0        | 0        | 0        | 0        | 0        | 0        | L        | 33-34      |        |
| 09/26              | Seahawks     | S          | 3         | 2         | 1         | 0.0        | 0.0         | 0        | 0         | 2             | 0                | 0        | 0        | 0        | 0        | 0        | 0        | 0        | 0        | 0        | 0        | 0        | 0        | 0        | W        | 30-17      |        |
| 10/03              | Browns       | S          | 7         | 5         | 2         | 1.0        | 1.0         | 1        | 1         | 1             | 0                | 0        | 0        | 0        | 0        | 0        | 0        | 0        | 0        | 0        | 0        | 0        | 0        | 0        | L        | 7-14       |        |
| 10/10              | Lions        | S          | 4         | 2         | 2         | 1.0        | 2.0         | 1        | 2         | 3             | 0                | 0        | 0        | 0        | 0        | 0        | 0        | 0        | 0        | 0        | 0        | 0        | 0        | 0        | W        | 19-17      |        |
| 10/17              | at Panthers  | S          | 6         | 3         | 3         | 0.0        | 0.0         | 0        | 0         | 0             | 0                | 0        | 0        | 0        | 0        | 0        | 0        | 0        | 0        | 0        | 0        | 0        | 0        | 0        | W        | 34-28+     |        |
| 10/31              | Cowboys      | S          | 5         | 3         | 2         | 0.0        | 0.0         | 0        | 0         | 0             | 0                | 0        | 0        | 0        | 0        | 0        | 0        | 0        | 0        | 0        | 0        | 0        | 0        | 0        | L        | 16-20      |        |
| 11/07              | at Ravens    |            |           |           |           |            |             |          |           |               | DID NOT PLAY     |          |          |          |          |          |          |          |          |          |          |          | L        | 31-34+   |          |            |        |
| 11/14              | at Chargers  |            |           |           |           |            |             |          |           |               | DID NOT PLAY     |          |          |          |          |          |          |          |          |          |          |          | W        | 27-20    |          |            |        |
| 11/21              | Packers      |            |           |           |           |            |             |          |           |               | INJURED RESERVE  |          |          |          |          |          |          |          |          |          |          |          | W        | 34-31    |          |            |        |
| 11/28              | at 49ers     |            |           |           |           |            |             |          |           |               | INJURED RESERVE  |          |          |          |          |          |          |          |          |          |          |          | L        | 26-34    |          |            |        |
| 12/05              | at Lions     |            |           |           |           |            |             |          |           |               | INJURED RESERVE  |          |          |          |          |          |          |          |          |          |          |          | L        | 27-29    |          |            |        |
| 12/09              | Steelers     |            |           |           |           |            |             |          |           |               | INJURED RESERVE  |          |          |          |          |          |          |          |          |          |          |          | W        | 36-28    |          |            |        |
| 12/20              | at Bears     |            |           |           |           |            |             |          |           |               | RESERVE/COVID-19 |          |          |          |          |          |          |          |          |          |          |          | W        | 17-9     |          |            |        |
| 12/26              | Rams         |            |           |           |           |            |             |          |           |               | RESERVE/COVID-19 |          |          |          |          |          |          |          |          |          |          |          | L        | 23-30    |          |            |        |
| 01/02              | at Packers   |            |           |           |           |            |             |          |           |               | INJURED RESERVE  |          |          |          |          |          |          |          |          |          |          |          | L        | 10-37    |          |            |        |
| 01/09              | Bears        |            |           |           |           |            |             |          |           |               | INJURED RESERVE  |          |          |          |          |          |          |          |          |          |          |          | W        | 31-17    |          |            |        |
| <b>2021 TOTALS</b> |              | <b>7-7</b> | <b>38</b> | <b>23</b> | <b>15</b> | <b>6.0</b> | <b>40.0</b> | <b>6</b> | <b>40</b> | <b>10</b>     | <b>0</b>         | <b>0</b> | <b>0</b> | <b>0</b> | <b>0</b> | <b>0</b> | <b>0</b> | <b>0</b> | <b>0</b> | <b>0</b> | <b>0</b> | <b>0</b> | <b>0</b> | <b>0</b> | <b>0</b> | <b>8-9</b> |        |

+ - Overtime

**2020 GAME-BY-GAME REGULAR-SEASON STATISTICS (VIKINGS)**

| DATE               | OPPONENT         | P/S | TACKLES  |          |          |            |            |          |          | INTERCEPTIONS |                 |          |          |          | O. FUMB  |          |          |          | ST       |          |          |          |          | MISC     |          | W/L        | SCORE |
|--------------------|------------------|-----|----------|----------|----------|------------|------------|----------|----------|---------------|-----------------|----------|----------|----------|----------|----------|----------|----------|----------|----------|----------|----------|----------|----------|----------|------------|-------|
|                    |                  |     | TK       | S        | A        | SK         | YDS        | TFL      | YDS      | QBH           | NO              | YDS      | LG       | TD       | PD       | FF       | FR       | TD       | YDS      | TK       | S        | A        | FF       | FR       | S        |            |       |
| 09/13              | Packers          |     |          |          |          |            |            |          |          |               | INJURED RESERVE |          |          |          |          |          |          |          |          |          |          |          | L        | 34-43    |          |            |       |
| 09/20              | at Colts         |     |          |          |          |            |            |          |          |               | NOT ON ROSTER   |          |          |          |          |          |          |          |          |          |          |          | L        | 11-28    |          |            |       |
| 09/27              | Titans           |     |          |          |          |            |            |          |          |               | INJURED RESERVE |          |          |          |          |          |          |          |          |          |          |          | L        | 30-31    |          |            |       |
| 10/04              | at Texans        |     |          |          |          |            |            |          |          |               | INJURED RESERVE |          |          |          |          |          |          |          |          |          |          |          | W        | 31-23    |          |            |       |
| 10/11              | at Seahawks      |     |          |          |          |            |            |          |          |               | INJURED RESERVE |          |          |          |          |          |          |          |          |          |          |          | L        | 26-27    |          |            |       |
| 10/18              | Falcons          |     |          |          |          |            |            |          |          |               | INJURED RESERVE |          |          |          |          |          |          |          |          |          |          |          | L        | 23-40    |          |            |       |
| 11/01              | at Packers       |     |          |          |          |            |            |          |          |               | NOT ON ROSTER   |          |          |          |          |          |          |          |          |          |          |          | W        | 28-22    |          |            |       |
| 11/08              | Lions            |     |          |          |          |            |            |          |          |               | NOT ON ROSTER   |          |          |          |          |          |          |          |          |          |          |          | W        | 34-20    |          |            |       |
| 11/16              | at Bears         |     |          |          |          |            |            |          |          |               | INJURED RESERVE |          |          |          |          |          |          |          |          |          |          |          | W        | 19-13    |          |            |       |
| 11/22              | Cowboys          |     |          |          |          |            |            |          |          |               | INJURED RESERVE |          |          |          |          |          |          |          |          |          |          |          | L        | 28-31    |          |            |       |
| 11/29              | Panthers         |     |          |          |          |            |            |          |          |               | INJURED RESERVE |          |          |          |          |          |          |          |          |          |          |          | W        | 28-27    |          |            |       |
| 12/06              | Jaguars          |     |          |          |          |            |            |          |          |               | INJURED RESERVE |          |          |          |          |          |          |          |          |          |          |          | W        | 27-24+   |          |            |       |
| 12/13              | at<br>Buccaneers |     |          |          |          |            |            |          |          |               | INJURED RESERVE |          |          |          |          |          |          |          |          |          |          |          | L        | 14-26    |          |            |       |
| 12/20              | Bears            |     |          |          |          |            |            |          |          |               | INJURED RESERVE |          |          |          |          |          |          |          |          |          |          |          | L        | 27-33    |          |            |       |
| 12/25              | at Saints        |     |          |          |          |            |            |          |          |               | INJURED RESERVE |          |          |          |          |          |          |          |          |          |          |          | L        | 33-52    |          |            |       |
| 01/03              | at Lions         |     |          |          |          |            |            |          |          |               | INJURED RESERVE |          |          |          |          |          |          |          |          |          |          |          | W        | 37-35    |          |            |       |
| <b>2020 TOTALS</b> |                  |     | <b>0</b> | <b>0</b> | <b>0</b> | <b>0.0</b> | <b>0.0</b> | <b>0</b> | <b>0</b> | <b>0</b>      | <b>0</b>        | <b>0</b> | <b>0</b> | <b>0</b> | <b>0</b> | <b>0</b> | <b>0</b> | <b>0</b> | <b>0</b> | <b>0</b> | <b>0</b> | <b>0</b> | <b>0</b> | <b>0</b> | <b>0</b> | <b>7-9</b> |       |

+ - Overtime

**2019 GAME-BY-GAME REGULAR-SEASON STATISTICS (VIKINGS)**

| DATE               | OPPONENT     | P/S | TACKLES   |           |           |             |              |           |           | INTERCEPTIONS |          |          |          |          | O. FUMB  |          |          |          | ST       |          |          |          | MISC     |          |          | SCORE    |             |       |
|--------------------|--------------|-----|-----------|-----------|-----------|-------------|--------------|-----------|-----------|---------------|----------|----------|----------|----------|----------|----------|----------|----------|----------|----------|----------|----------|----------|----------|----------|----------|-------------|-------|
|                    |              |     | TK        | S         | A         | SK          | YDS          | TFL       | YDS       | QBH           | NO       | YDS      | LG       | TD       | PD       | FF       | FR       | TD       | YDS      | TK       | S        | A        | FF       | FR       | S        |          | A           | W/L   |
| 09/08              | Falcons      | S   | 4         | 4         | 0         | 1.0         | 11.0         | 2         | 12        | 1             | 0        | 0        | 0        | 0        | 0        | 0        | 0        | 0        | 0        | 0        | 0        | 0        | 0        | 0        | 0        | 0        | W           | 28-12 |
| 09/15              | at Packers   | S   | 9         | 6         | 3         | 1.0         | 10.0         | 2         | 12        | 3             | 0        | 0        | 0        | 0        | 0        | 0        | 0        | 0        | 0        | 0        | 0        | 0        | 0        | 0        | 0        | L        | 16-21       |       |
| 09/22              | Raiders      | S   | 2         | 1         | 1         | 1.0         | 5.0          | 1         | 5         | 1             | 0        | 0        | 0        | 0        | 0        | 0        | 0        | 0        | 0        | 0        | 0        | 0        | 0        | 0        | 0        | W        | 34-14       |       |
| 09/29              | at Bears     | S   | 6         | 6         | 0         | 0.0         | 0.0          | 0         | 0         | 1             | 0        | 0        | 0        | 0        | 0        | 0        | 0        | 0        | 0        | 0        | 0        | 0        | 0        | 0        | 0        | L        | 6-16        |       |
| 10/06              | at Giants    | S   | 7         | 6         | 1         | 2.0         | 19.0         | 2         | 19        | 2             | 0        | 0        | 0        | 0        | 0        | 0        | 0        | 0        | 0        | 0        | 0        | 0        | 0        | 0        | 0        | W        | 28-10       |       |
| 10/13              | Eagles       | S   | 3         | 2         | 1         | 1.0         | 5.0          | 1         | 5         | 2             | 0        | 0        | 0        | 0        | 0        | 0        | 0        | 0        | 0        | 0        | 0        | 0        | 0        | 0        | 0        | W        | 38-20       |       |
| 10/20              | at Lions     | S   | 3         | 3         | 0         | 1.0         | 7.0          | 1         | 7         | 2             | 0        | 0        | 0        | 0        | 0        | 0        | 0        | 0        | 0        | 0        | 0        | 0        | 0        | 0        | 0        | W        | 42-30       |       |
| 10/24              | Redskins     | S   | 5         | 5         | 0         | 1.0         | 7.0          | 1         | 2         | 1             | 0        | 0        | 0        | 0        | 0        | 0        | 1        | 0        | 0        | 0        | 0        | 0        | 0        | 0        | 0        | W        | 19-9        |       |
| 11/03              | at Chiefs    | S   | 3         | 2         | 1         | 0.5         | 3.5          | 0         | 0         | 1             | 0        | 0        | 0        | 0        | 0        | 0        | 0        | 0        | 0        | 0        | 0        | 0        | 0        | 0        | 0        | L        | 23-26       |       |
| 11/10              | at Cowboys   | S   | 2         | 2         | 0         | 0.0         | 0.0          | 0         | 0         | 0             | 0        | 0        | 0        | 0        | 0        | 0        | 0        | 0        | 0        | 0        | 0        | 0        | 0        | 0        | 0        | W        | 28-24       |       |
| 11/17              | Broncos      | S   | 3         | 0         | 3         | 0.0         | 0.0          | 0         | 0         | 2             | 0        | 0        | 0        | 0        | 0        | 0        | 0        | 0        | 0        | 0        | 0        | 0        | 0        | 0        | 0        | W        | 27-23       |       |
| 12/02              | at Seahawks  | S   | 5         | 2         | 3         | 1.0         | 1.0          | 1         | 1         | 1             | 0        | 0        | 0        | 0        | 0        | 0        | 0        | 0        | 0        | 0        | 0        | 0        | 0        | 0        | 0        | L        | 30-37       |       |
| 12/08              | Lions        | S   | 8         | 6         | 2         | 3.0         | 32.0         | 3         | 32        | 3             | 0        | 0        | 0        | 0        | 0        | 0        | 0        | 0        | 0        | 0        | 0        | 0        | 0        | 0        | 0        | W        | 20-7        |       |
| 12/15              | at Chargers  | S   | 5         | 4         | 1         | 1.0         | 12.0         | 0         | 0         | 1             | 0        | 0        | 0        | 0        | 0        | 0        | 2        | 1        | 0        | 4        | 0        | 0        | 0        | 0        | 0        | W        | 39-10       |       |
| 12/23              | Packers      | S   | 5         | 3         | 2         | 1.0         | 1.0          | 1         | 1         | 1             | 0        | 0        | 0        | 0        | 0        | 0        | 0        | 0        | 0        | 0        | 0        | 0        | 0        | 0        | 0        | L        | 10-23       |       |
| 12/29              | Bears        | S   | 0         | 0         | 0         | 0.0         | 0.0          | 0         | 0         | 0             | 0        | 0        | 0        | 0        | 0        | 0        | 0        | 0        | 0        | 0        | 0        | 0        | 0        | 0        | 0        | L        | 19-21       |       |
| <b>2019 TOTALS</b> | <b>16-16</b> |     | <b>70</b> | <b>52</b> | <b>18</b> | <b>14.5</b> | <b>113.5</b> | <b>15</b> | <b>96</b> | <b>22</b>     | <b>0</b> | <b>0</b> | <b>0</b> | <b>0</b> | <b>0</b> | <b>3</b> | <b>1</b> | <b>0</b> | <b>4</b> | <b>0</b> | <b>0</b> | <b>0</b> | <b>0</b> | <b>0</b> | <b>0</b> | <b>0</b> | <b>10-6</b> |       |

**2018 GAME-BY-GAME REGULAR-SEASON STATISTICS (VIKINGS)**

| DATE               | OPPONENT     | P/S | TACKLES   |           |           |             |             |           |            | INTERCEPTIONS |          |          |          |          | O. FUMB  |          |          |          | ST        |          |          |          | MISC     |          |          | SCORE        |       |
|--------------------|--------------|-----|-----------|-----------|-----------|-------------|-------------|-----------|------------|---------------|----------|----------|----------|----------|----------|----------|----------|----------|-----------|----------|----------|----------|----------|----------|----------|--------------|-------|
|                    |              |     | TK        | S         | A         | SK          | YDS         | TFL       | YDS        | QBH           | NO       | YDS      | LG       | TD       | PD       | FF       | FR       | TD       | YDS       | TK       | S        | A        | FF       | FR       | S        |              | A     |
| 09/09              | 49ers        | S   | 4         | 4         | 0         | 1.0         | 5.0         | 2         | 6          | 1             | 0        | 0        | 0        | 0        | 0        | 0        | 0        | 0        | 0         | 0        | 0        | 0        | 0        | 0        | 0        | W            | 24-16 |
| 09/16              | at Packers   | S   | 6         | 5         | 1         | 1.0         | 8.0         | 1         | 8          | 1             | 0        | 0        | 0        | 0        | 0        | 0        | 0        | 0        | 0         | 0        | 0        | 0        | 0        | 0        | 0        | T            | 29-29 |
| 09/23              | Bills        | S   | 5         | 5         | 0         | 1.0         | 7.0         | 2         | 26         | 1             | 0        | 0        | 0        | 0        | 0        | 0        | 0        | 0        | 0         | 0        | 0        | 0        | 0        | 0        | 0        | L            | 6-27  |
| 09/27              | at Rams      | S   | 6         | 3         | 3         | 1.0         | 9.0         | 1         | 9          | 1             | 0        | 0        | 0        | 0        | 0        | 0        | 0        | 0        | 0         | 0        | 0        | 0        | 0        | 0        | 0        | L            | 31-38 |
| 10/07              | at Eagles    | S   | 2         | 2         | 0         | 1.0         | 8.0         | 1         | 8          | 2             | 0        | 0        | 0        | 0        | 0        | 0        | 0        | 0        | 0         | 0        | 0        | 0        | 0        | 0        | 0        | W            | 23-21 |
| 10/14              | Cardinals    | S   | 5         | 3         | 2         | 2.0         | 16.0        | 2         | 16         | 3             | 0        | 0        | 0        | 0        | 0        | 0        | 0        | 0        | 0         | 0        | 0        | 0        | 0        | 0        | 0        | W            | 27-17 |
| 10/21              | at Jets      | S   | 4         | 1         | 3         | 1.0         | 4.5         | 0         | 0          | 2             | 0        | 0        | 0        | 0        | 0        | 0        | 0        | 0        | 0         | 0        | 0        | 0        | 0        | 0        | 0        | W            | 37-17 |
| 10/28              | Saints       | S   | 2         | 1         | 1         | 0.0         | 0.0         | 1         | 4          | 0             | 0        | 0        | 0        | 0        | 0        | 0        | 0        | 0        | 0         | 0        | 0        | 0        | 0        | 0        | 0        | L            | 20-30 |
| 11/04              | Lions        | S   | 9         | 6         | 3         | 3.5         | 14.5        | 3         | 13         | 4             | 0        | 0        | 0        | 0        | 0        | 0        | 0        | 1        | 1         | 32       | 0        | 0        | 0        | 0        | 0        | W            | 24-9  |
| 11/18              | at Bears     | S   | 5         | 5         | 0         | 0.0         | 0.0         | 3         | 2          | 0             | 0        | 0        | 0        | 0        | 0        | 0        | 0        | 0        | 0         | 0        | 0        | 0        | 0        | 0        | 0        | L            | 20-25 |
| 11/25              | Packers      | S   | 4         | 2         | 2         | 0.0         | 0.0         | 0         | 0          | 0             | 0        | 0        | 0        | 0        | 0        | 0        | 0        | 0        | 0         | 0        | 0        | 0        | 0        | 0        | 0        | W            | 24-17 |
| 12/02              | at Patriots  | S   | 6         | 4         | 2         | 0.0         | 0.0         | 0         | 0          | 0             | 0        | 0        | 0        | 0        | 0        | 0        | 0        | 0        | 0         | 0        | 0        | 0        | 0        | 0        | 0        | L            | 10-24 |
| 12/10              | at Seahawks  | S   | 3         | 2         | 1         | 1.0         | 5.0         | 1         | 5          | 2             | 0        | 0        | 0        | 0        | 0        | 0        | 0        | 0        | 0         | 0        | 0        | 0        | 0        | 0        | 0        | L            | 7-21  |
| 12/16              | Dolphins     | S   | 5         | 4         | 1         | 2.0         | 14.0        | 3         | 16         | 2             | 0        | 0        | 0        | 0        | 0        | 0        | 0        | 0        | 0         | 0        | 0        | 0        | 0        | 0        | 0        | W            | 41-17 |
| 12/23              | at Lions     | S   | 2         | 2         | 0         | 0.0         | 0.0         | 1         | 3          | 0             | 0        | 0        | 0        | 0        | 0        | 0        | 0        | 0        | 0         | 0        | 0        | 0        | 0        | 0        | 0        | W            | 27-9  |
| 12/30              | Bears        | S   | 4         | 2         | 2         | 0.0         | 0.0         | 0         | 0          | 0             | 0        | 0        | 0        | 0        | 0        | 0        | 0        | 0        | 0         | 0        | 0        | 0        | 0        | 0        | 0        | L            | 10-24 |
| <b>2018 TOTALS</b> | <b>16-16</b> |     | <b>72</b> | <b>51</b> | <b>21</b> | <b>14.5</b> | <b>91.0</b> | <b>21</b> | <b>116</b> | <b>19</b>     | <b>0</b> | <b>0</b> | <b>0</b> | <b>0</b> | <b>0</b> | <b>0</b> | <b>1</b> | <b>1</b> | <b>32</b> | <b>0</b> | <b>0</b> | <b>0</b> | <b>0</b> | <b>0</b> | <b>0</b> | <b>8-7-1</b> |       |

**2017 GAME-BY-GAME REGULAR-SEASON STATISTICS (VIKINGS)**

| DATE               | OPPONENT     | P/S | TACKLES   |           |           |            |             |           |           | INTERCEPTIONS |          |          |          |          | O. FUMB  |          |          |          | ST       |          |          |          | MISC     |          | SCORE       |       |       |
|--------------------|--------------|-----|-----------|-----------|-----------|------------|-------------|-----------|-----------|---------------|----------|----------|----------|----------|----------|----------|----------|----------|----------|----------|----------|----------|----------|----------|-------------|-------|-------|
|                    |              |     | TK        | S         | A         | SK         | YDS         | TFL       | YDS       | QBH           | NO       | YDS      | LG       | TD       | PD       | FF       | FR       | TD       | YDS      | TK       | S        | A        | FF       | FR       |             | S     | A     |
| 09/11              | Saints       | S   | 1         | 0         | 1         | 0.0        | 0.0         | 0         | 0         | 1             | 0        | 0        | 0        | 0        | 0        | 0        | 0        | 0        | 0        | 0        | 0        | 0        | 0        | 0        | 0           | W     | 29-19 |
| 09/17              | at Steelers  | S   | 4         | 0         | 4         | 0.0        | 0.0         | 0         | 0         | 1             | 0        | 0        | 0        | 0        | 0        | 0        | 0        | 0        | 0        | 0        | 0        | 0        | 0        | 0        | L           | 9-26  |       |
| 09/24              | Buccaneers   | S   | 3         | 1         | 2         | 0.0        | 0.0         | 0         | 0         | 0             | 0        | 0        | 0        | 0        | 0        | 0        | 0        | 0        | 0        | 0        | 0        | 0        | 0        | 0        | W           | 34-17 |       |
| 10/01              | Lions        | S   | 5         | 3         | 2         | 2.0        | 12.0        | 2         | 12        | 2             | 0        | 0        | 0        | 0        | 1        | 0        | 0        | 0        | 0        | 0        | 0        | 0        | 0        | 0        | L           | 7-14  |       |
| 10/09              | at Bears     | S   | 2         | 2         | 0         | 0.0        | 0.0         | 1         | 2         | 1             | 0        | 0        | 0        | 0        | 1        | 0        | 0        | 0        | 0        | 0        | 0        | 0        | 0        | 0        | W           | 20-17 |       |
| 10/15              | Packers      | S   | 2         | 1         | 1         | 0.0        | 0.0         | 0         | 0         | 0             | 0        | 0        | 0        | 0        | 0        | 0        | 0        | 0        | 0        | 0        | 0        | 0        | 0        | 0        | W           | 23-10 |       |
| 10/22              | Ravens       | S   | 2         | 1         | 1         | 1.0        | 8.0         | 1         | 8         | 1             | 0        | 0        | 0        | 0        | 0        | 0        | 0        | 0        | 0        | 0        | 0        | 0        | 0        | 0        | W           | 24-16 |       |
| 10/29              | at Browns    | S   | 1         | 1         | 0         | 0.0        | 0.0         | 0         | 0         | 0             | 0        | 0        | 0        | 0        | 0        | 1        | 0        | 0        | 0        | 0        | 0        | 0        | 0        | 0        | W           | 33-16 |       |
| 11/12              | at Redskins  | S   | 4         | 4         | 0         | 1.0        | 14.0        | 1         | 14        | 2             | 0        | 0        | 0        | 0        | 0        | 0        | 0        | 0        | 0        | 0        | 0        | 0        | 0        | 0        | W           | 38-30 |       |
| 11/19              | Rams         | S   | 3         | 1         | 2         | 1.0        | 9.0         | 1         | 9         | 1             | 0        | 0        | 0        | 0        | 0        | 0        | 0        | 0        | 0        | 0        | 0        | 0        | 0        | 0        | W           | 24-7  |       |
| 11/23              | at Lions     | S   | 2         | 2         | 0         | 1.0        | 4.0         | 2         | 9         | 1             | 0        | 0        | 0        | 0        | 0        | 0        | 1        | 0        | 0        | 0        | 0        | 0        | 0        | 0        | W           | 30-23 |       |
| 12/03              | at Falcons   | S   | 1         | 0         | 1         | 0.0        | 0.0         | 0         | 0         | 0             | 0        | 0        | 0        | 0        | 0        | 0        | 0        | 0        | 0        | 0        | 0        | 0        | 0        | 0        | W           | 14-9  |       |
| 12/10              | at Panthers  | S   | 5         | 4         | 1         | 0.0        | 0.0         | 2         | 3         | 0             | 0        | 0        | 0        | 0        | 0        | 0        | 0        | 0        | 0        | 0        | 0        | 0        | 0        | 0        | L           | 24-31 |       |
| 12/17              | Bengals      | S   | 3         | 1         | 2         | 1.0        | 9.0         | 1         | 9         | 1             | 0        | 0        | 0        | 0        | 0        | 0        | 0        | 0        | 0        | 0        | 0        | 0        | 0        | 0        | W           | 34-7  |       |
| 12/23              | at Packers   | S   | 4         | 3         | 1         | 0.0        | 0.0         | 0         | 0         | 0             | 0        | 0        | 0        | 0        | 0        | 0        | 0        | 0        | 0        | 0        | 0        | 0        | 0        | 0        | W           | 16-0  |       |
| 12/31              | Bears        | S   | 3         | 3         | 0         | 0.0        | 0.0         | 1         | 3         | 0             | 0        | 0        | 0        | 0        | 0        | 0        | 0        | 0        | 0        | 0        | 0        | 0        | 0        | 0        | W           | 23-10 |       |
| <b>2017 TOTALS</b> | <b>16-16</b> |     | <b>45</b> | <b>27</b> | <b>18</b> | <b>7.0</b> | <b>56.0</b> | <b>12</b> | <b>69</b> | <b>11</b>     | <b>0</b> | <b>0</b> | <b>0</b> | <b>0</b> | <b>2</b> | <b>1</b> | <b>1</b> | <b>0</b> | <b>0</b> | <b>0</b> | <b>0</b> | <b>0</b> | <b>0</b> | <b>0</b> | <b>13-3</b> |       |       |

**2016 GAME-BY-GAME REGULAR-SEASON STATISTICS (VIKINGS)**

| DATE               | OPPONENT    | P/S | TACKLES   |           |           |             |              |           |           | INTERCEPTIONS |          |          |          |          | O. FUMB  |          |          |          | ST        |          |          |          | MISC     |          | SCORE    |            |       |
|--------------------|-------------|-----|-----------|-----------|-----------|-------------|--------------|-----------|-----------|---------------|----------|----------|----------|----------|----------|----------|----------|----------|-----------|----------|----------|----------|----------|----------|----------|------------|-------|
|                    |             |     | TK        | S         | A         | SK          | YDS          | TFL       | YDS       | QBH           | NO       | YDS      | LG       | TD       | PD       | FF       | FR       | TD       | YDS       | TK       | S        | A        | FF       | FR       |          | S          | A     |
| 09/11              | at Titans   | P   | 3         | 3         | 0         | 1.0         | 10.0         | 1         | 10        | 1             | 0        | 0        | 0        | 0        | 0        | 0        | 1        | 1        | 24        | 1        | 1        | 0        | 0        | 0        | 0        | W          | 25-16 |
| 09/18              | Packers     | P   | 4         | 3         | 1         | 1.0         | 13.0         | 0         | 0         | 1             | 0        | 0        | 0        | 0        | 0        | 1        | 0        | 0        | 0         | 0        | 0        | 0        | 0        | 0        | 0        | W          | 17-14 |
| 09/25              | at Panthers | P   | 5         | 1         | 4         | 1.0         | 5.0          | 1         | 5         | 1             | 0        | 0        | 0        | 0        | 0        | 0        | 0        | 0        | 0         | 0        | 0        | 0        | 0        | 0        | W        | 22-10      |       |
| 10/03              | Giants      | P   | 2         | 2         | 0         | 0.0         | 0.0          | 0         | 0         | 0             | 0        | 0        | 0        | 0        | 0        | 0        | 0        | 0        | 0         | 0        | 0        | 0        | 0        | 0        | W        | 24-10      |       |
| 10/09              | Texans      | P   | 3         | 1         | 2         | 1.0         | 12.0         | 1         | 12        | 1             | 0        | 0        | 0        | 0        | 1        | 0        | 0        | 0        | 0         | 0        | 0        | 0        | 0        | 0        | W        | 31-13      |       |
| 10/23              | at Eagles   | P   | 3         | 3         | 0         | 0.0         | 0.0          | 0         | 0         | 0             | 0        | 0        | 0        | 0        | 0        | 0        | 0        | 0        | 0         | 0        | 0        | 0        | 0        | 0        | L        | 10-21      |       |
| 10/31              | at Bears    | P   | 2         | 1         | 1         | 0.0         | 0.0          | 1         | 1         | 0             | 0        | 0        | 0        | 0        | 0        | 0        | 0        | 0        | 0         | 0        | 0        | 0        | 0        | 0        | L        | 10-20      |       |
| 11/06              | Lions       | P   | 1         | 0         | 1         | 0.0         | 0.0          | 0         | 0         | 2             | 0        | 0        | 0        | 0        | 0        | 0        | 0        | 0        | 0         | 0        | 0        | 0        | 0        | 0        | L        | 16-22+     |       |
| 11/13              | at Redskins | P   | 3         | 1         | 2         | 1.0         | 2.0          | 1         | 2         | 2             | 0        | 0        | 0        | 0        | 0        | 0        | 0        | 0        | 0         | 1        | 1        | 0        | 0        | 0        | L        | 20-26      |       |
| 11/20              | Cardinals   | P   | 2         | 2         | 0         | 2.0         | 23.0         | 2         | 23        | 3             | 0        | 0        | 0        | 0        | 0        | 0        | 0        | 0        | 0         | 0        | 0        | 0        | 0        | 0        | W        | 30-24      |       |
| 11/24              | at Lions    | P   | 2         | 0         | 2         | 0.5         | 5.0          | 0         | 0         | 2             | 0        | 0        | 0        | 0        | 0        | 0        | 0        | 0        | 0         | 0        | 0        | 0        | 0        | 0        | L        | 13-16      |       |
| 12/01              | Cowboys     | P   | 6         | 3         | 3         | 2.0         | 9.0          | 2         | 9         | 3             | 0        | 0        | 0        | 0        | 0        | 0        | 0        | 0        | 0         | 0        | 0        | 0        | 0        | 0        | L        | 15-17      |       |
| 12/11              | at Jaguars  | P   | 6         | 5         | 1         | 1.0         | 8.0          | 1         | 8         | 1             | 0        | 0        | 0        | 0        | 0        | 0        | 0        | 0        | 0         | 0        | 0        | 0        | 0        | 0        | W        | 25-16      |       |
| 12/18              | Colts       | P   | 1         | 1         | 0         | 0.0         | 0.0          | 0         | 0         | 0             | 0        | 0        | 0        | 0        | 0        | 0        | 0        | 0        | 0         | 0        | 0        | 0        | 0        | 0        | L        | 6-34       |       |
| 12/24              | at Packers  | P   | 6         | 5         | 1         | 1.5         | 13.5         | 1         | 9         | 2             | 0        | 0        | 0        | 0        | 0        | 0        | 0        | 0        | 0         | 0        | 0        | 0        | 0        | 0        | L        | 25-38      |       |
| 01/01              | Bears       | P   | 5         | 1         | 4         | 0.5         | 2.0          | 0         | 0         | 0             | 0        | 0        | 0        | 0        | 0        | 0        | 0        | 0        | 0         | 0        | 0        | 0        | 0        | 0        | W        | 38-10      |       |
| <b>2016 TOTALS</b> | <b>16-0</b> |     | <b>54</b> | <b>32</b> | <b>22</b> | <b>12.5</b> | <b>102.5</b> | <b>11</b> | <b>79</b> | <b>19</b>     | <b>0</b> | <b>0</b> | <b>0</b> | <b>0</b> | <b>1</b> | <b>1</b> | <b>1</b> | <b>1</b> | <b>24</b> | <b>2</b> | <b>2</b> | <b>0</b> | <b>0</b> | <b>0</b> | <b>0</b> | <b>8-8</b> |       |

+ - Overtime



**2015 GAME-BY-GAME REGULAR-SEASON STATISTICS (VIKINGS)**

| DATE               | OPPONENT     | P/S | TACKLES   |           |          |            |             |          |           | INTERCEPTIONS |          |          |          |          | O. FUMB  |          |          |          | ST       |          |          |          | MISC     |          | W/L      | SCORE    |             |
|--------------------|--------------|-----|-----------|-----------|----------|------------|-------------|----------|-----------|---------------|----------|----------|----------|----------|----------|----------|----------|----------|----------|----------|----------|----------|----------|----------|----------|----------|-------------|
|                    |              |     | TK        | S         | A        | SK         | YDS         | TFL      | YDS       | QBH           | NO       | YDS      | LG       | TD       | PD       | FF       | FR       | TD       | YDS      | TK       | S        | A        | FF       | FR       |          |          | S           |
| 09/14              | at 49ers     | P   | 1         | 1         | 0        | 0.0        | 0.0         | 0        | 0         | 0             | 0        | 0        | 0        | 0        | 0        | 0        | 0        | 0        | 0        | 0        | 0        | 0        | 0        | 0        | 0        | L        | 3-20        |
| 09/20              | Lions        |     |           |           |          |            |             |          |           |               |          |          |          |          |          |          |          |          |          |          |          |          |          |          |          | W        | 26-16       |
| 09/27              | Chargers     |     |           |           |          |            |             |          |           |               |          |          |          |          |          |          |          |          |          |          |          |          |          |          |          | W        | 31-14       |
| 10/04              | at Broncos   | P   | 0         | 0         | 0        | 0.0        | 0.0         | 0        | 0         | 1             | 0        | 0        | 0        | 0        | 0        | 0        | 0        | 0        | 0        | 0        | 0        | 0        | 0        | 0        | 0        | L        | 20-23       |
| 10/18              | Chiefs       | S   | 4         | 3         | 1        | 0.5        | 3.5         | 0        | 0         | 1             | 0        | 0        | 0        | 0        | 0        | 1        | 0        | 0        | 0        | 0        | 0        | 0        | 0        | 0        | 0        | W        | 16-10       |
| 10/25              | at Lions     | P   | 0         | 0         | 0        | 0.0        | 0.0         | 0        | 0         | 0             | 0        | 0        | 0        | 0        | 0        | 0        | 0        | 0        | 0        | 0        | 0        | 0        | 0        | 0        | 0        | W        | 28-19       |
| 11/01              | at Bears     | P   | 1         | 1         | 0        | 1.0        | 3.0         | 1        | 3         | 1             | 0        | 0        | 0        | 0        | 0        | 0        | 0        | 0        | 0        | 0        | 0        | 0        | 0        | 0        | 0        | W        | 23-20       |
| 11/08              | Rams         | P   | 2         | 1         | 1        | 0.0        | 0.0         | 0        | 0         | 0             | 0        | 0        | 0        | 0        | 0        | 0        | 0        | 0        | 0        | 0        | 0        | 0        | 0        | 0        | 0        | W        | 21-18+      |
| 11/15              | at Raiders   | P   | 2         | 2         | 0        | 1.0        | 10.0        | 1        | 10        | 1             | 0        | 0        | 0        | 0        | 0        | 0        | 0        | 0        | 0        | 0        | 0        | 0        | 0        | 0        | 0        | W        | 30-14       |
| 11/22              | Packers      | P   | 3         | 3         | 0        | 0.0        | 0.0         | 1        | 2         | 0             | 0        | 0        | 0        | 0        | 0        | 0        | 0        | 0        | 0        | 0        | 0        | 0        | 0        | 0        | 0        | L        | 13-30       |
| 11/29              | at Falcons   | P   | 1         | 1         | 0        | 0.0        | 0.0         | 1        | 0         | 1             | 0        | 0        | 0        | 0        | 0        | 0        | 0        | 0        | 0        | 0        | 0        | 0        | 0        | 0        | 0        | W        | 20-10       |
| 12/06              | Seahawks     | P   | 3         | 3         | 0        | 0.0        | 0.0         | 1        | 6         | 0             | 0        | 0        | 0        | 0        | 0        | 0        | 0        | 0        | 0        | 0        | 0        | 0        | 0        | 0        | 0        | L        | 7-38        |
| 12/10              | at Cardinals | P   | 3         | 2         | 1        | 1.0        | 7.0         | 1        | 7         | 1             | 0        | 0        | 0        | 0        | 0        | 0        | 0        | 0        | 0        | 0        | 0        | 0        | 0        | 0        | 0        | L        | 20-23       |
| 12/20              | Bears        | P   | 6         | 5         | 1        | 1.5        | 13.0        | 1        | 9         | 2             | 0        | 0        | 0        | 0        | 0        | 0        | 0        | 0        | 0        | 0        | 0        | 0        | 0        | 0        | 0        | W        | 38-17       |
| 12/27              | Giants       | P   | 2         | 2         | 0        | 1.0        | 6.0         | 1        | 6         | 1             | 0        | 0        | 0        | 0        | 0        | 0        | 0        | 0        | 0        | 0        | 0        | 0        | 0        | 0        | 0        | W        | 49-17       |
| 01/03              | at Packers   | P   | 1         | 1         | 0        | 0.0        | 0.0         | 0        | 0         | 0             | 0        | 0        | 0        | 0        | 0        | 0        | 0        | 0        | 0        | 0        | 0        | 0        | 0        | 0        | 0        | W        | 20-13       |
| <b>2015 TOTALS</b> | <b>14-1</b>  |     | <b>29</b> | <b>25</b> | <b>4</b> | <b>6.0</b> | <b>42.5</b> | <b>8</b> | <b>43</b> | <b>9</b>      | <b>0</b> | <b>0</b> | <b>0</b> | <b>0</b> | <b>0</b> | <b>1</b> | <b>0</b> | <b>0</b> | <b>0</b> | <b>0</b> | <b>4</b> | <b>4</b> | <b>0</b> | <b>0</b> | <b>0</b> | <b>0</b> | <b>11-5</b> |

+ - Overtime

**2022 GAME-BY-GAME POSTSEASON STATISTICS (VIKINGS)**

| DATE               | OPPONENT   | P/S | TACKLES  |          |          |            |            |          |          | INTERCEPTIONS |          |          |          |          | O. FUMB  |          |          |          | ST       |          |          |          | MISC     |          | W/L      | SCORE    |            |       |
|--------------------|------------|-----|----------|----------|----------|------------|------------|----------|----------|---------------|----------|----------|----------|----------|----------|----------|----------|----------|----------|----------|----------|----------|----------|----------|----------|----------|------------|-------|
|                    |            |     | TK       | S        | A        | SK         | YDS        | TFL      | YDS      | QBH           | NO       | YDS      | LG       | TD       | PD       | FF       | FR       | TD       | YDS      | TK       | S        | A        | FF       | FR       |          |          | S          | A     |
| 01/15              | Giants     | S   | 4        | 3        | 1        | 1.0        | 5.0        | 1        | 5        | 2             | 0        | 0        | 0        | 0        | 0        | 0        | 0        | 0        | 0        | 0        | 0        | 0        | 0        | 0        | 0        | 0        | L          | 24-31 |
| <b>2022 TOTALS</b> | <b>1-1</b> |     | <b>4</b> | <b>3</b> | <b>1</b> | <b>1.0</b> | <b>5.0</b> | <b>1</b> | <b>5</b> | <b>2</b>      | <b>0</b> | <b>0</b> | <b>0</b> | <b>0</b> | <b>0</b> | <b>0</b> | <b>0</b> | <b>0</b> | <b>0</b> | <b>0</b> | <b>0</b> | <b>0</b> | <b>0</b> | <b>0</b> | <b>0</b> | <b>0</b> | <b>0-1</b> |       |

**2019 GAME-BY-GAME POSTSEASON STATISTICS (VIKINGS)**

| DATE               | OPPONENT   | P/S | TACKLES   |          |          |            |             |          |          | INTERCEPTIONS |          |          |          |          | O. FUMB  |          |          |          | ST       |          |          |          | MISC     |          | W/L      | SCORE    |            |        |
|--------------------|------------|-----|-----------|----------|----------|------------|-------------|----------|----------|---------------|----------|----------|----------|----------|----------|----------|----------|----------|----------|----------|----------|----------|----------|----------|----------|----------|------------|--------|
|                    |            |     | TK        | S        | A        | SK         | YDS         | TFL      | YDS      | QBH           | NO       | YDS      | LG       | TD       | PD       | FF       | FR       | TD       | YDS      | TK       | S        | A        | FF       | FR       |          |          | S          | A      |
| 01/05              | at Saints  | S   | 5         | 2        | 3        | 1.5        | 17.5        | 0        | 0        | 3             | 0        | 0        | 0        | 0        | 1        | 1        | 0        | 0        | 0        | 0        | 0        | 0        | 0        | 0        | 0        | 0        | W          | 26-20+ |
| 01/11              | at 49ers   | S   | 5         | 3        | 2        | 1.0        | 9.0         | 1        | 9        | 2             | 0        | 0        | 0        | 0        | 0        | 0        | 0        | 0        | 0        | 0        | 0        | 0        | 0        | 0        | 0        | L        | 10-27      |        |
| <b>2019 TOTALS</b> | <b>2-2</b> |     | <b>10</b> | <b>5</b> | <b>5</b> | <b>2.5</b> | <b>26.5</b> | <b>1</b> | <b>9</b> | <b>5</b>      | <b>0</b> | <b>0</b> | <b>0</b> | <b>0</b> | <b>1</b> | <b>1</b> | <b>0</b> | <b>0</b> | <b>0</b> | <b>0</b> | <b>0</b> | <b>0</b> | <b>0</b> | <b>0</b> | <b>0</b> | <b>0</b> | <b>1-1</b> |        |

+ - Overtime

**2017 GAME-BY-GAME POSTSEASON STATISTICS (VIKINGS)**

| DATE               | OPPONENT   | P/S | TACKLES  |          |          |            |            |          |          | INTERCEPTIONS |          |          |          |          | O. FUMB  |          |          |          | ST       |          |          |          | MISC     |          | W/L      | SCORE    |            |       |
|--------------------|------------|-----|----------|----------|----------|------------|------------|----------|----------|---------------|----------|----------|----------|----------|----------|----------|----------|----------|----------|----------|----------|----------|----------|----------|----------|----------|------------|-------|
|                    |            |     | TK       | S        | A        | SK         | YDS        | TFL      | YDS      | QBH           | NO       | YDS      | LG       | TD       | PD       | FF       | FR       | TD       | YDS      | TK       | S        | A        | FF       | FR       |          |          | S          | A     |
| 01/14              | Saints     | S   | 3        | 1        | 2        | 0.0        | 0.0        | 0        | 0        | 1             | 0        | 0        | 0        | 0        | 0        | 0        | 0        | 0        | 0        | 0        | 0        | 0        | 0        | 0        | 0        | 0        | W          | 29-24 |
| 01/21              | at Eagles  | S   | 6        | 5        | 1        | 1.0        | 6.0        | 2        | 8        | 1             | 0        | 0        | 0        | 0        | 0        | 0        | 0        | 0        | 0        | 0        | 0        | 0        | 0        | 0        | 0        | 0        | L          | 7-38  |
| <b>2017 TOTALS</b> | <b>2-2</b> |     | <b>9</b> | <b>6</b> | <b>3</b> | <b>1.0</b> | <b>6.0</b> | <b>2</b> | <b>8</b> | <b>2</b>      | <b>0</b> | <b>0</b> | <b>0</b> | <b>0</b> | <b>0</b> | <b>0</b> | <b>0</b> | <b>0</b> | <b>0</b> | <b>0</b> | <b>0</b> | <b>0</b> | <b>0</b> | <b>0</b> | <b>0</b> | <b>0</b> | <b>1-1</b> |       |

**2015 GAME-BY-GAME POSTSEASON STATISTICS (VIKINGS)**

| DATE               | OPPONENT   | P/S | TACKLES  |          |          |            |            |          |          | INTERCEPTIONS |          |          |          |          | O. FUMB  |          |          |          | ST       |          |          |          | MISC     |          | W/L      | SCORE      |      |
|--------------------|------------|-----|----------|----------|----------|------------|------------|----------|----------|---------------|----------|----------|----------|----------|----------|----------|----------|----------|----------|----------|----------|----------|----------|----------|----------|------------|------|
|                    |            |     | TK       | S        | A        | SK         | YDS        | TFL      | YDS      | QBH           | NO       | YDS      | LG       | TD       | PD       | FF       | FR       | TD       | YDS      | TK       | S        | A        | FF       | FR       |          |            | S    |
| 01/10              | Seahawks   | P   | 1        | 1        | 0        | 0.0        | 0.0        | 0        | 0        | 0             | 0        | 0        | 0        | 0        | 0        | 0        | 0        | 0        | 0        | 0        | 0        | 0        | 0        | 0        | 0        | L          | 9-10 |
| <b>2015 TOTALS</b> | <b>1-0</b> |     | <b>1</b> | <b>1</b> | <b>0</b> | <b>0.0</b> | <b>0.0</b> | <b>0</b> | <b>0</b> | <b>0</b>      | <b>0</b> | <b>0</b> | <b>0</b> | <b>0</b> | <b>0</b> | <b>0</b> | <b>0</b> | <b>0</b> | <b>0</b> | <b>0</b> | <b>0</b> | <b>0</b> | <b>0</b> | <b>0</b> | <b>0</b> | <b>0-1</b> |      |



# ED INGRAM



# 67

## GUARD

**Ht:** 6-3

**DOB:** 2-11-99

**Vikings Season:** 2

**Acquired:** D2b '22

**Wt:** 307

**College:** LSU

**NFL Season:** 2

**2023 GP/GS**

9/9

**CAREER GP/GS**

26/26

**PLAYOFF GP/GS**

1/1

### KEY TRANSACTIONS

- Second-round (59th overall) pick out of LSU in the 2022 NFL Draft, becoming the second offensive lineman drafted by the Vikings out of LSU since Godfrey Zaunbrecher (1970, 286th overall).

### OFF THE FIELD

- Graduated from LSU in May of 2021 with a degree in sports administration.
- Has one sister and two brothers.
- Played high school football with Jaguars WR Laviska Shenault Jr.
- Loves cars.

### CAREER NOTES

#### 2023 | MINNESOTA VIKINGS

- Started at RG every game in 2023, appearing in 100% of the offensive snaps.

#### 2022 | MINNESOTA VIKINGS

- Played in 100 percent of the offensive snaps in 2022.
- Helped RB Alexander Mattison tally his first multi-rushing touchdown game (1/8/23).
- Set the franchise record for most games started by a rookie guard (16) at Green Bay (1/1/23).
- Part of an offensive line to help Kirk Cousins throw for three touchdowns and over 25 on the season, marking his eighth-straight season with at least 25 touchdown passes thrown (12/24).
- Helped the offense pass for four touchdowns and rush for one to help the team overcome a 33-point deficit, the largest comeback in NFL history (12/17).
- Part of an offensive line that helped Cousins pass for 427 yards, Jefferson to set the franchise single-game receiving yard high of 223, Cook to tally his 47th rushing TD, and Thielen to catch his 53rd receiving TD (12/11).
- Helped the offense tally two rushing touchdowns and a receiving touchdown (12/4).
- Made his rookie debut, starting at guard against the Packers (9/11), becoming the second rookie guard to start in a season opener, joining Marcus Johnson (9/11/05).
- Part of an offensive unit that helped Jefferson set the NFL record for most receiving yards through a player's first three seasons in NFL history, Thielen to tally his 52nd receiving TD, and Hockenson to catch his first touchdown pass as a Viking (11/24).
- Helped RB Dalvin Cook record his longest rushing touchdown of his career of 81 yards, WR Justin Jefferson to set a new career high of 193 receiving yards, his 20th game of at least 100 yards receiving and the most in a player's first three seasons in NFL history (11/13).
- Part of an offensive line that helped Cousins throw two passing touchdowns (Cook and Jefferson), Thielen to catch his 500th career pass and TE T.J. Hockenson to catch the second-longest pass by a Vikings tight end this season (11/6).
- Helped the offense to tally three rushing touchdowns and two passing touchdowns. Also helped QB Kirk Cousins to become the 31st QB in NFL history to complete 3,000 passes in his career (10/30).
- Part of an offensive line that helped RB Dalvin Cook to tally a 53-yard touchdown run, WR Adam Thielen to tally his 51st career receiving touchdown and TE Irv Smith Jr. to record a touchdown (10/16).
- Helped QB Kirk Cousins notch 17-straight pass completions, WR Justin Jefferson to catch a career-high 12 passes, RB Dalvin Cook to tally two rushing touchdowns and for WR Jalen Reagor to record his first touchdown as a Vikings (10/9).

- Part of an offensive line that helped WR Justin Jefferson tally his 16th 100-yard receiving game and first rushing touchdown (10/2).
- Helped RB Dalvin Cook and RB Alexander Mattison to rush for one touchdown each and WR Adam Thielen to tally his 50th career receiving touchdown (9/25).
- Part of an offensive line that allowed for WR Justin Jefferson to record a career-high 184 receiving yards (9/11).

### COLLEGE - LSU

- Appeared in 45 games, making 34 starts, at LSU.
- Was invited to participate in the Reese's Senior Bowl.
- Played and started in 11 games at left guard in 2021, logging 811 offensive snaps. Helped pave the way for 1,000-yard rusher Ty Davis-Price.
- Played in nine games (nine starts) in 2020, as one of LSU's most consistent linemen each week, rarely missing an assignment or allowing a QB pressure.
- Finished 2020 having played on 722 offensive snaps, the third-most among LSU offensive linemen.
- After sitting out all of the 2018 season, played in 12 games (two starts) in 2019 and helped pave the way for 1,000-yard rusher Clyde Edwards-Helaire and Heisman Trophy winner Joe Burrow.
- Saw action in 13 games (12 starts) in 2017, playing every snap in eight games at right guard. Helped pave the way for RB Derrius Guice's 276 yards on the ground against Ole Miss, the fifth 250-yard-plus rushing game in LSU history.

### HONORS

- 2021 Second-Team All-SEC (Coaches).
- Part of LSU line that was named the Joe Moore Award winner as the top unit in the nation (2019).
- Was teammates with WR Justin Jefferson at LSU.
- Four-year starter on the offensive line for LSU, appearing in 45 games (34 starts).
- Made 22 starts at left guard and 12 at right guard.
- Helped the 2019 LSU Tigers defeat the Clemson Tigers 42-25 to capture the first CFP National Championship in program history.

### PREP - DESOTO (TEXAS)

- One of the top offensive linemen in Texas.
- Played in the 2017 Under Armour All-America Game in Orlando, Florida.
- Member of the Texas 2016 6A-Division II State Championship team.
- Led DeSoto to a perfect 16-0 record in 2016, helping the school rack up 303 rushing yards and 525 total yards in a 38-29 win over Cibolo Steele in the championship game at AT&T Stadium.
- Rated as a four-star prospect by 247Sports, Rivals and Scout.
- Listed as the No. 11 offensive guard in the country per 247Sports and the No. 3 overall prospect in Texas according to Scout.

### 2023 GAME-BY-GAME REGULAR-SEASON STATISTICS (VIKINGS)

| DATE               | OPPONENT    | P/S        | W/L        | SCORE |
|--------------------|-------------|------------|------------|-------|
| 09/10              | Buccaneers  | S          | L          | 17-20 |
| 09/14              | at Eagles   | S          | L          | 28-34 |
| 09/24              | Chargers    | S          | L          | 24-28 |
| 10/01              | at Panthers | S          | W          | 21-13 |
| 10/08              | Chiefs      | S          | L          | 20-27 |
| 10/15              | at Bears    | S          | W          | 19-13 |
| 10/23              | 49ers       | S          | W          | 22-17 |
| 10/29              | at Packers  | S          | W          | 24-10 |
| 11/05              | at Falcons  | S          | W          | 31-28 |
| <b>2023 TOTALS</b> |             | <b>9-9</b> | <b>5-4</b> |       |



# THEO JACKSON



# 25

## SAFETY

**Ht:** 6-1

**DOB:** 10-2-98

**Vikings Season:** 2

**Acquired:** FA '22

**Wt:** 198

**College:** Tennessee

**NFL Season:** 2

**2023 GP/GS**

9/0

**CAREER GP/GS**

20/0

**PLAYOFF GP/GS**

1/0

### KEY TRANSACTIONS

- Selected by the Titans in the sixth round (204th overall) of the 2022 NFL Draft.
- Waived on 8/30/22 and signed to the Titans practice squad on 8/31/22.
- Elevated to the active roster on 10/1/22, but was inactive for the game on 10/2/22.

### OFF THE FIELD

- Graduated from Tennessee in December 2021 with a degree in communications.
- Son of Nate and Tanissa Foster.
- Has two older sisters, one older brother and one younger brother.
- Follow Jackson on Twitter @theo\_jackson05 and on Instagram @theo.jackson26.
- Born Thedarius S.L. Jackson on Oct. 2, 1998 in Nashville, Tenn.
- A Nashville native, Jackson went to a lot of Titans games when he was growing up. His uncle, S.L. Lampkin, has suite tickets at Nissan Stadium and 'is the biggest Titans fan there is.' Jackson was at his uncle's house when he was drafted by the Titans, and said that 'the whole bottom floor of his (uncle's) house is all Titans blue, red and white – everything. You should see the celebration that's going on right now (upon Jackson being drafted).'
- Enjoys bowling and goes frequently 'because it helps me clear my head.' His high game in bowling is 280.
- His father, Nate, played defensive back at Western Kentucky.
- Jackson's pregame ritual includes walking around on the field and eating one bag of Skittles, his favorite candy.

### CAREER NOTES

#### 2023 - MINNESOTA VIKINGS

- Recorded his first-career interception in Week 2 at Philadelphia (9/14), also adding four tackles.
- Played one defensive snap and appeared mainly on special teams on vs. Tampa Bay (9/10).

#### 2022 - TENNESSEE TITANS/MINNESOTA VIKINGS

- Signed to the team's practice squad after being drafted in the sixth round of the 2022 NFL Draft.
- Signed to Minnesota's active roster ahead of Week 6 at Miami and was inactive (10/16).
- Made his NFL and Vikings debut in Week 8 vs. Arizona, notching one special teams tackle (10/30).
- Tallied his first defensive tackle in Week 18 at Chicago (1/8/23).

### COLLEGE - TENNESSEE

- In five seasons at Tennessee (2017-21), Jackson appeared in 56 games with 24 starts and amassed 190 tackles, 1.5 sacks, 12 tackles for loss, 20 quarterback hits, three interceptions with one returned for a touchdown, 20 passes defended, one forced fumble and one fumble recovery.
- As a senior, started 12 games at the STAR position and recorded career-high marks in tackles (78), sacks (1.5), tackles for loss (nine), quarterback hits (12), notched his first career pick-six for 55 yards, and passes defended (12). Earned second-team All-SEC recognition. His 20 passes defended ranked second in the SEC and tied for 14th in the FBS, and his nine tackles for loss tied for the SEC lead among defensive backs.

- Added two punt returns for 14 yards.
- As a junior in 2019, saw action in 12 games with five starts at safety. Posted 53 tackles, one tackle for loss, three quarterback hits, one interception and three passes defended.
- As a Sophomore in 2018, played in 11 games and made one start. Amassed 20 tackles, one tackle for loss, two quarterback hits, two passes defended and one forced fumble.
- As a freshman in 2017, saw action in 11 games as a reserve safety and on special teams. Finished the season with eight tackles.

**PREP - OVERTON (TENN.)**

- Attended Overton (Tenn.) High School where he led the team with five interceptions as a senior and helped lead the Bobcats to the second round of the 2016 Class 6A state playoffs.
- Earned region 6A defensive MVP honors as a senior.
- Named to TSWA Class 6A all state team as a senior.

**QUICK HITS**

**CENTER STAGE**

**JACKSONS' CAREER INTERCEPTIONS**

| GAME                     | QB          | INT          |
|--------------------------|-------------|--------------|
| at Philadelphia, 9/14/23 | Jalen Hurts | 1 (0)        |
| <b>TOTAL</b>             |             | <b>1 (0)</b> |

**THEO JACKSON'S NFL REGULAR SEASON DEFENSIVE STATISTICS**

| DATE   | TEAM         | GP        | TACKLES  |           |          |          |          |          |            | INTERCEPTIONS |          |          |          |          | O. FUMB  |          |          | ST       |          |          |           | MISC     |          |          |          |          |          |
|--|--------------|-----------|----------|-----------|----------|----------|----------|----------|------------|---------------|----------|----------|----------|----------|----------|----------|----------|----------|----------|----------|-----------|----------|----------|----------|----------|----------|----------|
|  |              |           | GS       | TK        | S        | A        | TFL      | YDS      | SK         | YDS           | QBH      | NO       | YDS      | LG       | TD       | PD       | FF       | FR       | TD       | YDS      | TK        | S        | A        | FF       | FR       | S        | A        |
| 2023   | Vikings      | 9         | 0        | 9         | 6        | 3        | 0        | 0        | 0.0        | 0.0           | 0        | 1        | 0        | 0        | 0        | 1        | 0        | 0        | 0        | 0        | 2         | 2        | 0        | 0        | 0        | 0        | 0        |
| 2022   | Vikings      | 11        | 0        | 1         | 0        | 1        | 0        | 0        | 0.0        | 0.0           | 0        | 0        | 0        | 0        | 0        | 0        | 0        | 0        | 0        | 0        | 8         | 4        | 4        | 0        | 1        | 0        | 0        |
| Went from <b>Tennessee</b> to <b>Minnesota</b> . |              |           |          |           |          |          |          |          |            |               |          |          |          |          |          |          |          |          |          |          |           |          |          |          |          |          |          |
| 2022   | Titans       | 0         | 0        | 0         | 0        | 0        | 0        | 0        | 0.0        | 0.0           | 0        | 0        | 0        | 0        | 0        | 0        | 0        | 0        | 0        | 0        | 0         | 0        | 0        | 0        | 0        | 0        | 0        |
| 2022   | <b>TOTAL</b> | <b>11</b> | <b>0</b> | <b>1</b>  | <b>0</b> | <b>1</b> | <b>0</b> | <b>0</b> | <b>0.0</b> | <b>0.0</b>    | <b>0</b> | <b>0</b> | <b>0</b> | <b>0</b> | <b>0</b> | <b>0</b> | <b>0</b> | <b>0</b> | <b>0</b> | <b>0</b> | <b>8</b>  | <b>4</b> | <b>4</b> | <b>0</b> | <b>1</b> | <b>0</b> | <b>0</b> |
| <b>NFL TOTALS</b>                                |              | <b>20</b> | <b>0</b> | <b>10</b> | <b>6</b> | <b>4</b> | <b>0</b> | <b>0</b> | <b>0.0</b> | <b>0.0</b>    | <b>0</b> | <b>1</b> | <b>0</b> | <b>0</b> | <b>0</b> | <b>1</b> | <b>0</b> | <b>0</b> | <b>0</b> | <b>0</b> | <b>10</b> | <b>6</b> | <b>4</b> | <b>0</b> | <b>1</b> | <b>0</b> | <b>0</b> |

**SINGLE-GAME HIGHS: DEFENSIVE**

|                        |                        |                              |                        |
|------------------------|------------------------|------------------------------|------------------------|
| <b>Total Tackles</b>   | 4 at PHI, Sep 14, 2023 | <b>Interceptions</b>         | 1 at PHI, Sep 14, 2023 |
| <b>Solo Tackles</b>    | 4 at PHI, Sep 14, 2023 | <b>Special Teams Tackles</b> | 3 at BUF, Nov 13, 2022 |
| <b>Passes Defensed</b> | 1 at PHI, Sep 14, 2023 |                              |                        |

**2023 GAME-BY-GAME REGULAR-SEASON STATISTICS (VIKINGS)**

| DATE               | OPPONENT    | P/S        | TACKLES  |          |          |            |            |          |          | INTERCEPTIONS |          |          |          |          | O. FUMB  |          |          |          | ST       |          |          |          | MISC     |          | SCORE    |          |            |       |
|--------------------|-------------|------------|----------|----------|----------|------------|------------|----------|----------|---------------|----------|----------|----------|----------|----------|----------|----------|----------|----------|----------|----------|----------|----------|----------|----------|----------|------------|-------|
|                    |             |            | TK       | S        | A        | SK         | YDS        | TFL      | YDS      | QBH           | NO       | YDS      | LG       | TD       | PD       | FF       | FR       | TD       | YDS      | TK       | S        | A        | FF       | FR       |          | S        | A          | W/L   |
| 09/10              | Buccaneers  | P          | 0        | 0        | 0        | 0.0        | 0.0        | 0        | 0        | 0             | 0        | 0        | 0        | 0        | 0        | 0        | 0        | 0        | 0        | 0        | 0        | 0        | 0        | 0        | 0        | 0        | L          | 17-20 |
| 09/14              | at Eagles   | P          | 4        | 4        | 0        | 0.0        | 0.0        | 0        | 0        | 0             | 1        | 0        | 0        | 0        | 1        | 0        | 0        | 0        | 0        | 0        | 0        | 0        | 0        | 0        | 0        | 0        | L          | 28-34 |
| 09/24              | Chargers    | P          | 1        | 1        | 0        | 0.0        | 0.0        | 0        | 0        | 0             | 0        | 0        | 0        | 0        | 0        | 0        | 0        | 0        | 0        | 0        | 0        | 0        | 0        | 0        | 0        | 0        | L          | 24-28 |
| 10/01              | at Panthers | P          | 0        | 0        | 0        | 0.0        | 0.0        | 0        | 0        | 0             | 0        | 0        | 0        | 0        | 0        | 0        | 0        | 0        | 0        | 0        | 0        | 0        | 0        | 0        | 0        | 0        | W          | 21-13 |
| 10/08              | Chiefs      | P          | 0        | 0        | 0        | 0.0        | 0.0        | 0        | 0        | 0             | 0        | 0        | 0        | 0        | 0        | 0        | 0        | 0        | 0        | 0        | 0        | 0        | 0        | 0        | 0        | 0        | L          | 20-27 |
| 10/15              | at Bears    | P          | 0        | 0        | 0        | 0.0        | 0.0        | 0        | 0        | 0             | 0        | 0        | 0        | 0        | 0        | 0        | 0        | 0        | 0        | 1        | 1        | 0        | 0        | 0        | 0        | 0        | W          | 19-13 |
| 10/23              | 49ers       | P          | 1        | 0        | 1        | 0.0        | 0.0        | 0        | 0        | 0             | 0        | 0        | 0        | 0        | 0        | 0        | 0        | 0        | 0        | 1        | 1        | 0        | 0        | 0        | 0        | 0        | W          | 22-17 |
| 10/29              | at Packers  | P          | 2        | 1        | 1        | 0.0        | 0.0        | 0        | 0        | 0             | 0        | 0        | 0        | 0        | 0        | 0        | 0        | 0        | 0        | 0        | 0        | 0        | 0        | 0        | 0        | 0        | W          | 24-10 |
| 11/05              | at Falcons  | P          | 1        | 0        | 1        | 0.0        | 0.0        | 0        | 0        | 0             | 0        | 0        | 0        | 0        | 0        | 0        | 0        | 0        | 0        | 0        | 0        | 0        | 0        | 0        | 0        | 0        | W          | 31-28 |
| <b>2023 TOTALS</b> |             | <b>9-0</b> | <b>9</b> | <b>6</b> | <b>3</b> | <b>0.0</b> | <b>0.0</b> | <b>0</b> | <b>0</b> | <b>0</b>      | <b>1</b> | <b>0</b> | <b>0</b> | <b>0</b> | <b>1</b> | <b>0</b> | <b>0</b> | <b>0</b> | <b>0</b> | <b>2</b> | <b>2</b> | <b>0</b> | <b>0</b> | <b>0</b> | <b>0</b> | <b>0</b> | <b>5-4</b> |       |



# TRISHTON JACKSON

(TRISH-ton)



## WIDE RECEIVER

**Ht:** 6-1

**DOB:** 3-9-98

**Vikings Season:** 2

**Acquired:** PS '21

**Wt:** 191

**College:** Syracuse

**NFL Season:** 2



**2023 GP/GS**

5/0

**CAREER GP/GS**

5/0

**PLAYOFF GP/GS**

0/0

### KEY TRANSACTIONS

- Signed as an undrafted free agent by the Los Angeles Rams on 5/17/20.
- Waived by the Los Angeles Rams on 8/31/21.
- Added to the Minnesota Vikings practice squad on 9/2/21.
- Signed a Reserve/Future Free Agent contact with the Vikings on 1/9/22.
- Waived by the Vikings on 8/30/22.
- Signed by the Vikings to the practice squad 8/31/22.
- Placed on a Reserve/Future Free Agent signing on 1/16/23.
- Waived by the Vikings on 8/29/22.
- Signed by the Vikings to the practice squad on 8/30/22.
- Elevated from the Vikings practice squad to the active roster on 9/23/23.
- Signed by Minnesota from the practice squad to the active roster on 10/11/23.
- Waived by the Vikings on 10/17/23.
- Signed by Minnesota from the practice squad to the active roster on 10/28/23.

### OFF THE FIELD

- Brother, Obbie, was a defensive back at Western Michigan.
- Cousin, Braylon Edwards, was an All-America receiver at Michigan and played nine seasons in the NFL for the Cleveland Browns (2005-09), New York Jets (2009-10, 2012-13), San Francisco 49ers (2011) and Seattle Seahawks (2012).
- Was a human development and family science major.

### CAREER NOTES

#### 2023 | MINNESOTA VIKINGS

- Hauled in a 2-point conversion and played a career-high 53 offensive snaps at Atlanta (11/5).
- Signed to the team's 53-man roster prior to Week 8 at Green Bay (10/29).
- Hauled in his first-career reception, catching a 7-yard pass in the third quarter against the 49ers in Week 7.
- Elevated to the active roster in Week 7 against San Francisco (10/23).
- Signed to the team's 53-man roster prior to Week 6 at Chicago (10/15).
- Elevated to the active roster and made his NFL debut against the Chargers (9/24). Saw action on both offense and special teams.
- Began the 2023 season as a member of the Vikings practice squad.

#### 2022 | MINNESOTA VIKINGS

- Spent the 2022 season on the Vikings practice squad.

#### 2021 | MINNESOTA VIKINGS

- Signed to the Vikings practice squad prior to Week 1, but did not get elevated throughout the season.

#### 2020 | LOS ANGELES RAMS

- Declared inactive in the Rams season opener vs. Dallas.

**SYRACUSE/MICHIGAN STATE**

- Enrolled at Syracuse in January 2018 after playing his freshman and sophomore seasons at Michigan State.
- Sat out the 2018 regular season due to NCAA transfer rules.
- Made his Syracuse debut in the Camping World Bowl versus West Virginia and caught a touchdown.
- In his senior season, he appeared in all 12 games, starting 11 and led the Orange with 66 catches.
- Named to the All-ACC Second Team.
- Ranked No. 6 in the ACC with 1,023 receiving yards.
- Tied for fourth in the ACC and 19th nationally with 11 TD catches.
- Ranked second on the team with 1,026 all-purpose yards.
- As a sophomore at Michigan State (2017), he played in 12 games, starting four and had 12 receptions for 143 yards (11.9 avg.).
- Earned one of MSU’s three “Unsung Hero” awards after catching two passes for 67 yards, including a 50-yard TD late in the season against Rutgers.

**PREP - WEST BLOOMFIELD (MICH.)**

- Four-year starter for Coach Ron Bellamy at West Bloomfield in 2012-15.
- Saw action at quarterback, wide receiver, cornerback and kick returner as a senior.
- Accounted for 1,810 total yards and 23 touchdowns as a senior, while leading the Lakers to a perfect 9-0 regular season and a 9-1 overall record.
- Rated among the country’s top wide receivers by Scout.com (No. 25), 247Sports.com (No. 43) and Rivals.com (No. 56).
- Named to The Associated Press Division 1-2 All-State First Team as a specialist.

**SINGLE-GAME HIGHS: RECEIVING**

|                        |   |                           |                        |
|------------------------|---|---------------------------|------------------------|
| <b>Receptions</b>      | 1 at ATL, Nov 05, 2023<br>...1 more at 1. | <b>Longest Receptions</b> | 7 vs. SF, Oct 23, 2023 |
| <b>Receiving Yards</b> | 7 vs. SF, Oct 23, 2023                    | <b>All-Purpose Yards</b>  | 7 vs. SF, Oct 23, 2023 |

**2023 GAME-BY-GAME REGULAR-SEASON STATISTICS (VIKINGS)**

| DATE               | OPPONENT    | P/S        | RECEIVING |          |            |          |          | RUSHING  |          |            |          |          | W/L        | SCORE |
|--------------------|-------------|------------|-----------|----------|------------|----------|----------|----------|----------|------------|----------|----------|------------|-------|
|                    |             |            | NO.       | YDS.     | AVG.       | LG       | TD       | NO.      | YDS.     | AVG.       | LG       | TD       |            |       |
| 09/10              | Buccaneers  |            |           |          |            |          |          |          |          |            |          |          | L          | 17-20 |
| 09/14              | at Eagles   |            |           |          |            |          |          |          |          |            |          |          | L          | 28-34 |
| 09/24              | Chargers    |            |           |          |            |          |          |          |          |            |          |          | L          | 24-28 |
| 10/01              | at Panthers |            |           |          |            |          |          |          |          |            |          |          | W          | 21-13 |
| 10/08              | Chiefs      |            |           |          |            |          |          |          |          |            |          |          | L          | 20-27 |
| 10/15              | at Bears    | P          | 0         | 0        | 0.0        | 0        | 0        | 0        | 0        | 0.0        | 0        | 0        | W          | 19-13 |
| 10/23              | 49ers       |            |           |          |            |          |          |          |          |            |          |          | W          | 22-17 |
| 10/29              | at Packers  | P          | 0         | 0        | 0.0        | 0        | 0        | 0        | 0        | 0.0        | 0        | 0        | W          | 24-10 |
| 11/05              | at Falcons  | P          | 1         | 2        | 2.0        | 2        | 0        | 0        | 0        | 0.0        | 0        | 0        | W          | 31-28 |
| <b>2023 TOTALS</b> |             | <b>3-0</b> | <b>1</b>  | <b>2</b> | <b>2.0</b> | <b>2</b> | <b>0</b> | <b>0</b> | <b>0</b> | <b>0.0</b> | <b>0</b> | <b>0</b> | <b>5-4</b> |       |





# PATRICK JONES II



# 91

**OUTSIDE LINEBACKER**

**Ht:** 6-4

**DOB:** 9-29-98

**Vikings Season:** 3

**Acquired:** D3d '21

**Wt:** 264

**College:** Pittsburgh

**NFL Season:** 3

**2023 GP/GS**

9/1

**CAREER GP/GS**

34/1

**PLAYOFF GP/GS**

1/0

## KEY TRANSACTIONS

- Selected in third round (90th overall) of the 2021 NFL Draft, the first of six Panthers drafted, most in the ACC and tied for eighth nationally.

## OFF THE FIELD

- Son of Patrick and Angela Jones and has two sisters. Patrick Sr. was a U.S. Navy IT chief and spent most of his life overseas.
- Earned his bachelor's degree in administration of justice and is pursuing a second major in social sciences.
- Born in Yokosuka, Japan. After several relocations to bases in Jacksonville and Naples, Italy, the Jones family moved back to Japan, where they stayed until December 2012.
- During his international travels with his family, he climbed Mount Vesuvius, skied in the German Alps and skated at an Olympic rink in Munich.
- Discovered football in Japan where Jones also played baseball, basketball and wrestled.

## CAREER NOTES

### 2023 | MINNESOTA VIKINGS

- Has contributed on both defense and special teams in each of the team's first nine games.

### 2022 | MINNESOTA VIKINGS

- Made his postseason debut and tallied one total tackle (1/15/23).
- Registered his fourth sack of 2022 after bringing down QB Nathan Peterman for a loss of six yards against Chicago in Week 18 (1/8/23).
- Tallied his third sack of his career and added four total tackles (three solo) and one QB hit (12/4). Inactive for Week 15.
- Registered a career-high four total tackles (two solo) vs. Dallas (11/20).
- Tallied his first and second career sack for a loss of 11 total yards at Miami. Also had three total tackles (10/16).
- Recorded his first tackle, a tackle for a loss, at Philadelphia (9/20).

### 2021 | MINNESOTA VIKINGS

- Appeared in nine games during the 2021 season and made seven total tackles.
- Recorded two tackles in his second career game at Los Angeles Chargers (11/14).
- Played in his first NFL career game against Baltimore (11/7).
- Inactive for Weeks 1 and 3, and 4-8.

## COLLEGE - PITTSBURGH

- Appeared in 48 games with 24 starts during Pitt career, starting every game over his final two seasons.
- Consensus All-America as a senior in 2020, led the ACC with 9.0 sacks, including a career-best 3.0 in a win over No. 24 Louisville.
- Had a three-sack game vs. Boston College that earned him ACC Defensive Lineman of the Week in 2020.
- Earned Second-Team All-ACC in 2019 in his first season as a starter.
- Led Pitt in tackles for loss, forced fumbles and quarterback hurries, and was second in sacks in 2019.

- Earned ACC Defensive Lineman of the Week vs. Duke in 2019 with 2.0 sacks, two forced fumbles and six tackles.
- Led the ACC and was sixth in the country with 0.31 forced fumbles per game in 2019.
- Helped Panthers to an 8-5 mark, the best of his career, and a win over Eastern Michigan in the Quick Lane Bowl in Detroit.
- Played in all 14 games in 2018 and had first full sacks of his career, ending season with 4.0, with 1.0 in Sun Bowl vs. Stanford.
- Helped Pitt to a berth in ACC title game in 2018, falling to Clemson but earning a spot in Sun Bowl against Stanford.
- As a redshirt freshman in 2017, played in 10 of the 12 games as Pitt went 5-7, upsetting No. 2 Miami in the final game of the year.
- Redshirted in 2016.

**PREP - GRASSFIELD (VA.)**

- Earned First-Team All-State for Group 6A as a senior at Grassfield High and named Co-Defensive Player of the Year in Monitor-Merrimac Conference.
- Helped team to 8-4 mark as a senior and a playoff berth with 83 tackles, 12.5 tackles for loss and 8.5 sacks.
- Rated the top DE in Virginia by Scout, 25th overall prospect in Virginia by ESPN and 26th overall by Scout.

**PAT JONES II'S NFL REGULAR SEASON DEFENSIVE STATISTICS**

| DATE              | TEAM    | GP        | TACKLES  |           |           |           |           |           |            |             | INTERCEPTIONS |          |          |          |          |          | O. FUMB  |          |          |          | ST       |          |          |          | MISC     |          |          |   |   |
|-------------------|---------|-----------|----------|-----------|-----------|-----------|-----------|-----------|------------|-------------|---------------|----------|----------|----------|----------|----------|----------|----------|----------|----------|----------|----------|----------|----------|----------|----------|----------|---|---|
|                   |         |           | GS       | TK        | S         | A         | TFL       | YDS       | SK         | YDS         | QBH           | NO       | YDS      | LG       | TD       | PD       | FF       | FR       | TD       | YDS      | TK       | S        | A        | FF       | FR       | S        | A        |   |   |
| 2023              | Vikings | 9         | 1        | 9         | 6         | 3         | 2         | 1         | 0.0        | 0.0         | 2             | 0        | 0        | 0        | 0        | 0        | 0        | 0        | 0        | 0        | 0        | 0        | 0        | 0        | 0        | 0        | 0        | 0 | 0 |
| 2022              | Vikings | 16        | 0        | 21        | 12        | 9         | 8         | 26        | 4.0        | 20.0        | 5             | 0        | 0        | 0        | 0        | 0        | 0        | 0        | 0        | 0        | 0        | 0        | 6        | 4        | 2        | 0        | 0        | 0 |   |
| 2021              | Vikings | 9         | 0        | 7         | 4         | 3         | 0         | 0         | 0.0        | 0.0         | 0             | 0        | 0        | 0        | 0        | 0        | 0        | 0        | 0        | 0        | 0        | 0        | 0        | 0        | 0        | 0        | 0        |   |   |
| <b>NFL TOTALS</b> |         | <b>34</b> | <b>1</b> | <b>37</b> | <b>22</b> | <b>15</b> | <b>10</b> | <b>27</b> | <b>4.0</b> | <b>20.0</b> | <b>7</b>      | <b>0</b> | <b>0</b> | <b>0</b> | <b>0</b> | <b>0</b> | <b>0</b> | <b>0</b> | <b>0</b> | <b>0</b> | <b>0</b> | <b>6</b> | <b>4</b> | <b>2</b> | <b>0</b> | <b>0</b> | <b>0</b> |   |   |

**PAT JONES II'S NFL POSTSEASON DEFENSIVE STATISTICS**

| DATE              | TEAM    | GP       | TACKLES  |          |          |          |          |          |            |            | INTERCEPTIONS |          |          |          |          |          | O. FUMB  |          |          |          | ST       |          |          |          | MISC     |          |   |  |
|-------------------|---------|----------|----------|----------|----------|----------|----------|----------|------------|------------|---------------|----------|----------|----------|----------|----------|----------|----------|----------|----------|----------|----------|----------|----------|----------|----------|---|--|
|                   |         |          | GS       | TK       | S        | A        | TFL      | YDS      | SK         | YDS        | QBH           | NO       | YDS      | LG       | TD       | PD       | FF       | FR       | TD       | YDS      | TK       | S        | A        | FF       | FR       | S        | A |  |
| 2022              | Vikings | 1        | 0        | 1        | 0        | 1        | 0        | 0        | 0.0        | 0.0        | 0             | 0        | 0        | 0        | 0        | 0        | 0        | 0        | 0        | 0        | 0        | 0        | 0        | 0        | 0        | 0        | 0 |  |
| <b>NFL TOTALS</b> |         | <b>1</b> | <b>0</b> | <b>1</b> | <b>0</b> | <b>1</b> | <b>0</b> | <b>0</b> | <b>0.0</b> | <b>0.0</b> | <b>0</b>      | <b>0</b> | <b>0</b> | <b>0</b> | <b>0</b> | <b>0</b> | <b>0</b> | <b>0</b> | <b>0</b> | <b>0</b> | <b>0</b> | <b>0</b> | <b>0</b> | <b>0</b> | <b>0</b> | <b>0</b> |   |  |

**SINGLE-GAME HIGHS: DEFENSIVE**

**Total Tackles**      4 at CHI, Jan 08, 2023      **Tackles For Loss**      2 at CHI, Jan 08, 2023  
 ...2 more at 4.      ...1 more at 2.

**Solo Tackles**      3 at CHI, Oct 15, 2023

...2 more at 3.

**2023 GAME-BY-GAME REGULAR-SEASON STATISTICS (VIKINGS)**

| DATE               | OPPONENT    | P/S        | TACKLES  |          |          |            |            |          |          |          | INTERCEPTIONS |          |          |          |          |          | O. FUMB  |          |          |          | ST       |          |          |          | MISC     |            |       |       |
|--------------------|-------------|------------|----------|----------|----------|------------|------------|----------|----------|----------|---------------|----------|----------|----------|----------|----------|----------|----------|----------|----------|----------|----------|----------|----------|----------|------------|-------|-------|
|                    |             |            | TK       | S        | A        | SK         | YDS        | TFL      | YDS      | QBH      | NO            | YDS      | LG       | TD       | PD       | FF       | FR       | TD       | YDS      | TK       | S        | A        | FF       | FR       | S        | A          | W/L   | SCORE |
| 09/10              | Buccaneers  | P          | 0        | 0        | 0        | 0.0        | 0.0        | 0        | 0        | 0        | 0             | 0        | 0        | 0        | 0        | 0        | 0        | 0        | 0        | 0        | 0        | 0        | 0        | 0        | 0        | 0          | L     | 17-20 |
| 09/14              | at Eagles   | P          | 2        | 1        | 1        | 0.0        | 0.0        | 0        | 0        | 0        | 0             | 0        | 0        | 0        | 0        | 0        | 0        | 0        | 0        | 0        | 0        | 0        | 0        | 0        | 0        | L          | 28-34 |       |
| 09/24              | Chargers    | P          | 1        | 0        | 1        | 0.0        | 0.0        | 0        | 0        | 0        | 0             | 0        | 0        | 0        | 0        | 0        | 0        | 0        | 0        | 0        | 0        | 0        | 0        | 0        | L        | 24-28      |       |       |
| 10/01              | at Panthers | S          | 3        | 2        | 1        | 0.0        | 0.0        | 2        | 1        | 0        | 0             | 0        | 0        | 0        | 0        | 0        | 0        | 0        | 0        | 0        | 0        | 0        | 0        | 0        | W        | 21-13      |       |       |
| 10/08              | Chiefs      | P          | 0        | 0        | 0        | 0.0        | 0.0        | 0        | 0        | 2        | 0             | 0        | 0        | 0        | 0        | 0        | 0        | 0        | 0        | 0        | 0        | 0        | 0        | 0        | L        | 20-27      |       |       |
| 10/15              | at Bears    | P          | 3        | 3        | 0        | 0.0        | 0.0        | 0        | 0        | 0        | 0             | 0        | 0        | 0        | 0        | 0        | 0        | 0        | 0        | 0        | 0        | 0        | 0        | 0        | W        | 19-13      |       |       |
| 10/23              | 49ers       | P          | 0        | 0        | 0        | 0.0        | 0.0        | 0        | 0        | 0        | 0             | 0        | 0        | 0        | 0        | 0        | 0        | 0        | 0        | 0        | 0        | 0        | 0        | 0        | W        | 22-17      |       |       |
| 10/29              | at Packers  | P          | 0        | 0        | 0        | 0.0        | 0.0        | 0        | 0        | 0        | 0             | 0        | 0        | 0        | 0        | 0        | 0        | 0        | 0        | 0        | 0        | 0        | 0        | 0        | W        | 24-10      |       |       |
| 11/05              | at Falcons  | P          | 0        | 0        | 0        | 0.0        | 0.0        | 0        | 0        | 0        | 0             | 0        | 0        | 0        | 0        | 0        | 0        | 0        | 0        | 0        | 0        | 0        | 0        | 0        | W        | 31-28      |       |       |
| <b>2023 TOTALS</b> |             | <b>9-1</b> | <b>9</b> | <b>6</b> | <b>3</b> | <b>0.0</b> | <b>0.0</b> | <b>2</b> | <b>1</b> | <b>2</b> | <b>0</b>      | <b>0</b> | <b>0</b> | <b>0</b> | <b>0</b> | <b>0</b> | <b>0</b> | <b>0</b> | <b>0</b> | <b>0</b> | <b>0</b> | <b>0</b> | <b>0</b> | <b>0</b> | <b>0</b> | <b>5-4</b> |       |       |

**2022 GAME-BY-GAME REGULAR-SEASON STATISTICS (VIKINGS)**

| DATE               | OPPONENT         | P/S         | TACKLES   |           |          |            |             |          |           | INTERCEPTIONS |          |          |          |          | O. FUMB  |          |          |          | ST       |          |          |          | MISC     |          |          | SCORE       |        |      |
|--------------------|------------------|-------------|-----------|-----------|----------|------------|-------------|----------|-----------|---------------|----------|----------|----------|----------|----------|----------|----------|----------|----------|----------|----------|----------|----------|----------|----------|-------------|--------|------|
|                    |                  |             | TK        | S         | A        | SK         | YDS         | TFL      | YDS       | QBH           | NO       | YDS      | LG       | TD       | PD       | FF       | FR       | TD       | YDS      | TK       | S        | A        | FF       | FR       | S        |             | A      | W/L  |
| 09/11              | Packers          | P           | 0         | 0         | 0        | 0.0        | 0.0         | 0        | 0         | 0             | 0        | 0        | 0        | 0        | 0        | 0        | 0        | 0        | 0        | 0        | 0        | 0        | 0        | 0        | 0        | 0           | W      | 23-7 |
| 09/19              | at Eagles        | P           | 1         | 1         | 0        | 0.0        | 0.0         | 1        | 2         | 0             | 0        | 0        | 0        | 0        | 0        | 0        | 0        | 0        | 0        | 1        | 1        | 0        | 0        | 0        | 0        | L           | 7-24   |      |
| 09/25              | Lions            | P           | 0         | 0         | 0        | 0.0        | 0.0         | 0        | 0         | 0             | 0        | 0        | 0        | 0        | 0        | 0        | 0        | 0        | 0        | 0        | 0        | 0        | 0        | 0        | 0        | W           | 28-24  |      |
| 10/02              | at Saints        | P           | 0         | 0         | 0        | 0.0        | 0.0         | 0        | 0         | 0             | 0        | 0        | 0        | 0        | 0        | 0        | 0        | 0        | 0        | 0        | 0        | 0        | 0        | 0        | 0        | W           | 28-25  |      |
| 10/09              | Bears            | P           | 1         | 0         | 1        | 0.0        | 0.0         | 0        | 0         | 0             | 0        | 0        | 0        | 0        | 0        | 0        | 0        | 0        | 0        | 0        | 0        | 0        | 0        | 0        | 0        | W           | 29-22  |      |
| 10/16              | at Dolphins      | P           | 3         | 2         | 1        | 2.0        | 11.0        | 2        | 11        | 2             | 0        | 0        | 0        | 0        | 0        | 0        | 0        | 0        | 0        | 0        | 0        | 0        | 0        | 0        | 0        | W           | 24-16  |      |
| 10/30              | Cardinals        | P           | 1         | 1         | 0        | 0.0        | 0.0         | 1        | 1         | 0             | 0        | 0        | 0        | 0        | 0        | 0        | 0        | 0        | 0        | 0        | 0        | 0        | 0        | 0        | 0        | W           | 34-26  |      |
| 11/06              | at<br>Commanders | P           | 0         | 0         | 0        | 0.0        | 0.0         | 0        | 0         | 0             | 0        | 0        | 0        | 0        | 0        | 0        | 0        | 0        | 0        | 0        | 0        | 0        | 0        | 0        | 0        | W           | 20-17  |      |
| 11/13              | at Bills         | P           | 0         | 0         | 0        | 0.0        | 0.0         | 0        | 0         | 0             | 0        | 0        | 0        | 0        | 0        | 0        | 0        | 0        | 0        | 1        | 0        | 1        | 0        | 0        | 0        | W           | 33-30+ |      |
| 11/20              | Cowboys          | P           | 4         | 2         | 2        | 0.0        | 0.0         | 1        | 2         | 0             | 0        | 0        | 0        | 0        | 0        | 0        | 0        | 0        | 0        | 1        | 1        | 0        | 0        | 0        | 0        | L           | 3-40   |      |
| 11/24              | Patriots         | P           | 0         | 0         | 0        | 0.0        | 0.0         | 0        | 0         | 0             | 0        | 0        | 0        | 0        | 0        | 0        | 0        | 0        | 0        | 1        | 1        | 0        | 0        | 0        | 0        | W           | 33-26  |      |
| 12/04              | Jets             | P           | 4         | 3         | 1        | 1.0        | 3.0         | 1        | 3         | 1             | 0        | 0        | 0        | 0        | 0        | 0        | 0        | 0        | 0        | 0        | 0        | 0        | 0        | 0        | 0        | W           | 27-22  |      |
| 12/11              | at Lions         | P           | 1         | 0         | 1        | 0.0        | 0.0         | 0        | 0         | 0             | 0        | 0        | 0        | 0        | 0        | 0        | 0        | 0        | 0        | 0        | 0        | 0        | 0        | 0        | 0        | L           | 23-34  |      |
| 12/17              | Colts            |             | INACTIVE  |           |          |            |             |          |           |               |          |          |          |          |          |          |          |          |          |          |          | W        | 39-36+   |          |          |             |        |      |
| 12/24              | Giants           | P           | 1         | 0         | 1        | 0.0        | 0.0         | 0        | 0         | 0             | 0        | 0        | 0        | 0        | 0        | 0        | 0        | 0        | 0        | 1        | 0        | 1        | 0        | 0        | 0        | W           | 27-24  |      |
| 01/01              | at Packers       | P           | 1         | 0         | 1        | 0.0        | 0.0         | 0        | 0         | 0             | 0        | 0        | 0        | 0        | 0        | 0        | 0        | 0        | 0        | 1        | 1        | 0        | 0        | 0        | 0        | L           | 17-41  |      |
| 01/08              | at Bears         | P           | 4         | 3         | 1        | 1.0        | 6.0         | 2        | 7         | 2             | 0        | 0        | 0        | 0        | 0        | 0        | 0        | 0        | 0        | 0        | 0        | 0        | 0        | 0        | 0        | W           | 29-13  |      |
| <b>2022 TOTALS</b> |                  | <b>16-0</b> | <b>21</b> | <b>12</b> | <b>9</b> | <b>4.0</b> | <b>20.0</b> | <b>8</b> | <b>26</b> | <b>5</b>      | <b>0</b> | <b>0</b> | <b>0</b> | <b>0</b> | <b>0</b> | <b>0</b> | <b>0</b> | <b>0</b> | <b>0</b> | <b>6</b> | <b>4</b> | <b>2</b> | <b>0</b> | <b>0</b> | <b>0</b> | <b>13-4</b> |        |      |

+ - Overtime

**2021 GAME-BY-GAME REGULAR-SEASON STATISTICS (VIKINGS)**

| DATE               | OPPONENT     | P/S        | TACKLES                   |          |          |            |            |          |          | INTERCEPTIONS |          |          |          |          | O. FUMB  |          |          |          | ST       |          |          |          | MISC     |          |          | SCORE      |        |
|--------------------|--------------|------------|---------------------------|----------|----------|------------|------------|----------|----------|---------------|----------|----------|----------|----------|----------|----------|----------|----------|----------|----------|----------|----------|----------|----------|----------|------------|--------|
|                    |              |            | TK                        | S        | A        | SK         | YDS        | TFL      | YDS      | QBH           | NO       | YDS      | LG       | TD       | PD       | FF       | FR       | TD       | YDS      | TK       | S        | A        | FF       | FR       | S        |            | A      |
| 09/12              | at Bengals   |            | ON INACTIVE LIST          |          |          |            |            |          |          |               |          |          |          |          |          |          |          |          |          |          |          |          |          |          | L        | 24-27+     |        |
| 09/19              | at Cardinals |            | DID NOT PLAY (NON-INJURY) |          |          |            |            |          |          |               |          |          |          |          |          |          |          |          |          |          |          |          |          |          |          | L          | 33-34  |
| 09/26              | Seahawks     |            | ON INACTIVE LIST          |          |          |            |            |          |          |               |          |          |          |          |          |          |          |          |          |          |          |          |          |          |          | W          | 30-17  |
| 10/03              | Browns       |            | ON INACTIVE LIST          |          |          |            |            |          |          |               |          |          |          |          |          |          |          |          |          |          |          |          |          |          |          | L          | 7-14   |
| 10/10              | Lions        |            | ON INACTIVE LIST          |          |          |            |            |          |          |               |          |          |          |          |          |          |          |          |          |          |          |          |          |          |          | W          | 19-17  |
| 10/17              | at Panthers  |            | ON INACTIVE LIST          |          |          |            |            |          |          |               |          |          |          |          |          |          |          |          |          |          |          |          |          |          |          | W          | 34-28+ |
| 10/31              | Cowboys      |            | ON INACTIVE LIST          |          |          |            |            |          |          |               |          |          |          |          |          |          |          |          |          |          |          |          |          |          |          | L          | 16-20  |
| 11/07              | at Ravens    | P          | 0                         | 0        | 0        | 0.0        | 0.0        | 0        | 0        | 0             | 0        | 0        | 0        | 0        | 0        | 0        | 0        | 0        | 0        | 0        | 0        | 0        | 0        | 0        | 0        | L          | 31-34+ |
| 11/14              | at Chargers  | P          | 2                         | 1        | 1        | 0.0        | 0.0        | 0        | 0        | 0             | 0        | 0        | 0        | 0        | 0        | 0        | 0        | 0        | 0        | 0        | 0        | 0        | 0        | 0        | 0        | W          | 27-20  |
| 11/21              | Packers      | P          | 0                         | 0        | 0        | 0.0        | 0.0        | 0        | 0        | 0             | 0        | 0        | 0        | 0        | 0        | 0        | 0        | 0        | 0        | 0        | 0        | 0        | 0        | 0        | 0        | W          | 34-31  |
| 11/28              | at 49ers     | P          | 2                         | 0        | 2        | 0.0        | 0.0        | 0        | 0        | 0             | 0        | 0        | 0        | 0        | 0        | 0        | 0        | 0        | 0        | 0        | 0        | 0        | 0        | 0        | 0        | L          | 26-34  |
| 12/05              | at Lions     | P          | 0                         | 0        | 0        | 0.0        | 0.0        | 0        | 0        | 0             | 0        | 0        | 0        | 0        | 0        | 0        | 0        | 0        | 0        | 0        | 0        | 0        | 0        | 0        | 0        | L          | 27-29  |
| 12/09              | Steelers     | P          | 1                         | 1        | 0        | 0.0        | 0.0        | 0        | 0        | 0             | 0        | 0        | 0        | 0        | 0        | 0        | 0        | 0        | 0        | 0        | 0        | 0        | 0        | 0        | 0        | W          | 36-28  |
| 12/20              | at Bears     | P          | 2                         | 2        | 0        | 0.0        | 0.0        | 0        | 0        | 0             | 0        | 0        | 0        | 0        | 0        | 0        | 0        | 0        | 0        | 0        | 0        | 0        | 0        | 0        | 0        | W          | 17-9   |
| 12/26              | Rams         | P          | 0                         | 0        | 0        | 0.0        | 0.0        | 0        | 0        | 0             | 0        | 0        | 0        | 0        | 0        | 0        | 0        | 0        | 0        | 0        | 0        | 0        | 0        | 0        | 0        | L          | 23-30  |
| 01/02              | at Packers   |            | DID NOT PLAY              |          |          |            |            |          |          |               |          |          |          |          |          |          |          |          |          |          |          |          |          |          | L        | 10-37      |        |
| 01/09              | Bears        | P          | 0                         | 0        | 0        | 0.0        | 0.0        | 0        | 0        | 0             | 0        | 0        | 0        | 0        | 0        | 0        | 0        | 0        | 0        | 0        | 0        | 0        | 0        | 0        | 0        | W          | 31-17  |
| <b>2021 TOTALS</b> |              | <b>9-0</b> | <b>7</b>                  | <b>4</b> | <b>3</b> | <b>0.0</b> | <b>0.0</b> | <b>0</b> | <b>0</b> | <b>0</b>      | <b>0</b> | <b>0</b> | <b>0</b> | <b>0</b> | <b>0</b> | <b>0</b> | <b>0</b> | <b>0</b> | <b>0</b> | <b>0</b> | <b>0</b> | <b>0</b> | <b>0</b> | <b>0</b> | <b>0</b> | <b>8-9</b> |        |

+ - Overtime

**2022 GAME-BY-GAME POSTSEASON STATISTICS (VIKINGS)**

| DATE               | OPPONENT | P/S | TACKLES    |          |          |          |            |            |          | INTERCEPTIONS |          |          |          |          | O. FUMB  |          |          |          | ST       |          |          |          | MISC     |          |          | SCORE      |       |
|--------------------|----------|-----|------------|----------|----------|----------|------------|------------|----------|---------------|----------|----------|----------|----------|----------|----------|----------|----------|----------|----------|----------|----------|----------|----------|----------|------------|-------|
|                    |          |     | TK         | S        | A        | SK       | YDS        | TFL        | YDS      | QBH           | NO       | YDS      | LG       | TD       | PD       | FF       | FR       | TD       | YDS      | TK       | S        | A        | FF       | FR       | S        |            | A     |
| 01/15              | Giants   | P   | 1          | 0        | 1        | 0.0      | 0.0        | 0          | 0        | 0             | 0        | 0        | 0        | 0        | 0        | 0        | 0        | 0        | 0        | 0        | 0        | 0        | 0        | 0        | 0        | L          | 24-31 |
| <b>2022 TOTALS</b> |          |     | <b>1-0</b> | <b>1</b> | <b>0</b> | <b>1</b> | <b>0.0</b> | <b>0.0</b> | <b>0</b> | <b>0</b>      | <b>0</b> | <b>0</b> | <b>0</b> | <b>0</b> | <b>0</b> | <b>0</b> | <b>0</b> | <b>0</b> | <b>0</b> | <b>0</b> | <b>0</b> | <b>0</b> | <b>0</b> | <b>0</b> | <b>0</b> | <b>0-1</b> |       |



# GREGORY JOSEPH



# 1

## KICKER

**Ht:** 6-0

**DOB:** 8-4-94

**Vikings Season:** 3

**Acquired:** FA '21

**Wt:** 206

**College:** Florida Atlantic

**NFL Season:** 6

**2023 GP/GS**

9/0

**CAREER GP/GS**

59/0

**PLAYOFF GP/GS**

4/0

### KEY TRANSACTIONS

- Entered NFL as a rookie free agent with Miami, signing with the Dolphins on 5/10/18.
- Signed by the Cleveland Browns on 9/17/18.
- Waived by the Browns on 8/31/19.
- Cut by the Browns on 9/1/19.
- Added to the Carolina Panthers practice squad on 11/25/19.
- Signed by the Tennessee Titans on 12/18/19.
- Cut by the Titans on 9/4/20.
- Spent 2020 season on Tampa Bay practice squad as the team won three road playoff games en route to being the first NFL team to play in the Super Bowl and win it in its home stadium.
- Joined Vikings on 2/11/21 as a free agent.

### OFF THE FIELD

- Born in South Africa and lived there before moving at age 7 with his family to the United States; attended high school in Boca Raton, Florida.
- Has degree in health administration from FAU.
- Played one season of high school football but was all-state honoree in soccer.
- Avid professional and international soccer fan.

### HONORS

- NFC Special Teams Player of the Week (Week 4, 2022, Week 16, 2022).

### CAREER NOTES

#### 2023 | MINNESOTA VIKINGS

- Connected on 13 of 17 field goal attempts and 21 of 23 PATs in 2023.
- Went two-for-three on 50-plus yard field goal attempts at Chicago (10/15).

#### 2022 | MINNESOTA VIKINGS

- Went perfect on all his kicks, making one field goal and all three extra points, in his Viking playoff debut (1/15/23).
- Connected on all three of his field goal attempts, including a 50-yarder, his 10th as a Viking (1/8/23).
- Made both of his field goals, including a career-long, 61-yard game-winning field goal, a new franchise record (12/24).
- Made his fourth game-winning field goal of the season, a 40-yard walk off connection in overtime, setting a team record (12/17).
- Connected on a 51-yard field goal, marking the ninth since becoming a Viking, and now ranks third in franchise history for most 50-plus yard field goals made (12/4).
- Made a career-high five field goals in Week 4 vs. New Orleans, becoming the ninth Vikings kicker to make five field goals in a game (10/2).
- Went 3-for-3 on field goals against Green Bay, including a career-long 56-yard field goal made, tying the franchise record for longest field goal made (9/11).

## 2021 | MINNESOTA VIKINGS

- Appeared in all 17 games in 2021, making 33 field goals, the fifth-most field goals made in the NFL. He also tied for third in the NFL in 50+ yard field goals made with seven. His seven 50+ yarders are the second-most made in franchise history in a single season. Joseph had career-high 135 points on the season.
- Made two 50-plus-yard field goals, which makes him tied for second-most in a game in team history (9/19).
- Reached a career high of 12 points in a single game versus Seattle (9/26).
- Made all six of his field goal attempts against Seattle (9/26).
- Became one of only two kickers to start the season perfect from 50+ yards through Week 5 of a season, minimum five attempts, since 2000 (10/10).
- Made a last-second, game-winning, 54-yard field goal to secure the 19-17 win over Detroit (10/10).
- Set a new career-high of 55-yard field goal against the Lions (10/10).
- Made all three of his field goals against Dallas, marking the third time he has kicked three field goals in a game in 2021.
- Tallied his second game-winning field goal against Green Bay (11/21).
- Passed Dan Bailey for eighth in franchise history for most field goals made in a season with 29 (12/20).
- Became one of eight Vikings kickers to make 30 field goals in a single season after hitting three against the Rams (12/26).
- Made his seventh field goal of 50-plus yards in 2021, which is the second-most in a single season in franchise history. His 51-yard field goal is the longest field goal made in January at Lambeau Field (1/2).

## 2020 - TAMPA BAY BUCCANEERS/TENNESSEE TITANS

- Signed to Tampa Bay practice squad on 9/8 where he remained for rest of 2020 season as Buccaneers won Super Bowl LV in their home stadium.
- Released by Tennessee on 9/4 during training camp.

## 2019 | TENNESSEE TITANS

- Played final two games of regular season and all three playoff contests for Titans as they advanced to AFC Championship Game as a Wild Card playoff entrant.
- Handled kickoff duties for Tennessee.
- Did not attempt a FG in regular season and made lone attempt in the postseason.
- Connected on 18-of-18 PATs during regular season and playoffs, nine in regular season and nine in postseason.
- Signed by Tennessee on 12/18 and played in first game with club vs. New Orleans (12/22).

## 2018 | CLEVELAND BROWNS/MIAMI DOLPHINS

- Set Browns rookie records for points (76) and FGs made (17).
- Played in first career game vs. NY Jets (9/20), going 2-2 on FGs and 1-1 on extra points in a 21-17 win on *Thursday Night Football*, the first win of the season for the Browns.
- Made game-winning 37-yard FG with :02 left in OT period to seal a 12-9 win vs. Baltimore (10/7).
- Connected on career-long 51-yard FG vs. Kansas City (11/4).
- Went 7-for-8 on FGs over the final eight games of the season.
- Originally signed by Dolphins as a rookie free agent; spent training camp and preseason with Miami, released on 9/2.

## COLLEGE - FLORIDA ATLANTIC

---

- Played in 50 games at Florida Atlantic from 2014-17 after redshirting in 2013.
- Hit 57-82 career FGs and 165-170 PATs, earning Honorable Mention All-Conference USA honors in 2016 and 2017.
- Left FAU as school record holder in points (336), FGs and PATs.
- As a senior, was 15/21 on FGs, 64/68 on PATs.
- As a junior, was 10/14 on FGs, 39/39 on PATs.
- As a sophomore, made career-high 18 FGs on 27 attempts and all 28 PAT tries.

## PREP - AMERICAN HERITAGE

---

- Standout in soccer at American Heritage High in Delray Beach, Florida, earning All-County and All-State honors.

### GREG JOSEPH'S NFL REGULAR SEASON KICKING STATISTICS

| DATE   | TEAM         | GP        | FGM       | FGA        | PCT.        | LG        | XP         | XPA        | PCT.         | BLK      | PTS        |
|--|--------------|-----------|-----------|------------|-------------|-----------|------------|------------|--------------|----------|------------|
| 2023   | Vikings      | 9         | 13        | 17         | 76.5        | 54        | 21         | 23         | 91.3         | 1        | 60         |
| 2022   | Vikings      | 17        | 26        | 33         | 78.8        | 61        | 40         | 46         | 87.0         | 2        | 118        |
| 2021   | Vikings      | 17        | 33        | 38         | 86.8        | 55        | 36         | 40         | 90.0         | 0        | 135        |
| 2020   | Buccaneers   | 0         | 0         | 0          | 0.0         | 0         | 0          | 0          | 0.0          | 0        | 0          |
| 2019   | Titans       | 2         | 0         | 0          | 0.0         | 0         | 9          | 9          | 100.0        | 0        | 9          |
| Went from <b>Cleveland</b> to <b>Tennessee</b> . |              |           |           |            |             |           |            |            |              |          |            |
| 2019   | Browns       | 0         | 0         | 0          | 0.0         | 0         | 0          | 0          | 0.0          | 0        | 0          |
| 2019   | <b>TOTAL</b> | <b>2</b>  | <b>0</b>  | <b>0</b>   | <b>0.0</b>  | <b>0</b>  | <b>9</b>   | <b>9</b>   | <b>100.0</b> | <b>0</b> | <b>9</b>   |
| 2018   | Browns       | 14        | 17        | 20         | 85.0        | 51        | 25         | 29         | 86.2         | 0        | 76         |
| Went from <b>Miami</b> to <b>Cleveland</b> .     |              |           |           |            |             |           |            |            |              |          |            |
| 2018   | Dolphins     | 0         | 0         | 0          | 0.0         | 0         | 0          | 0          | 0.0          | 0        | 0          |
| 2018   | <b>TOTAL</b> | <b>14</b> | <b>17</b> | <b>20</b>  | <b>85.0</b> | <b>51</b> | <b>25</b>  | <b>29</b>  | <b>86.2</b>  | <b>0</b> | <b>76</b>  |
| <b>NFL TOTALS</b>                                |              | <b>59</b> | <b>89</b> | <b>108</b> | <b>82.4</b> | <b>61</b> | <b>131</b> | <b>147</b> | <b>89.1</b>  | <b>3</b> | <b>398</b> |

### GREG JOSEPH'S NFL POSTSEASON KICKING STATISTICS

| DATE              | TEAM       | GP       | FGM      | FGA      | PCT.         | LG        | XP        | XPA       | PCT.         | BLK      | PTS       |
|-------------------|------------|----------|----------|----------|--------------|-----------|-----------|-----------|--------------|----------|-----------|
| 2022              | Vikings    | 1        | 1        | 1        | 100.0        | 38        | 3         | 3         | 100.0        | 0        | 6         |
| 2020              | Buccaneers | 0        | 0        | 0        | 0.0          | 0         | 0         | 0         | 0.0          | 0        | 0         |
| 2019              | Titans     | 3        | 1        | 1        | 100.0        | 30        | 9         | 9         | 100.0        | 0        | 12        |
| <b>NFL TOTALS</b> |            | <b>4</b> | <b>2</b> | <b>2</b> | <b>100.0</b> | <b>38</b> | <b>12</b> | <b>12</b> | <b>100.0</b> | <b>0</b> | <b>18</b> |

### GREG JOSEPH'S NFL REGULAR SEASON FIELD-GOAL ACCURACY STATISTICS

| DATE   | TEAM         | 1-19       | PCT.         | 20-29        | PCT.         | 30-39        | PCT.         | 40-49        | PCT.        | 50+          | PCT.        |
|--|--------------|------------|--------------|--------------|--------------|--------------|--------------|--------------|-------------|--------------|-------------|
| 2023   | Vikings      | 1-1        | 100.0        | 6-6          | 100.0        | 2-2          | 100.0        | 1-3          | 33.3        | 3-5          | 60.0        |
| 2022   | Vikings      | 0-0        | 0.0          | 10-10        | 100.0        | 5-5          | 100.0        | 7-8          | 87.5        | 4-10         | 40.0        |
| 2021   | Vikings      | 0-0        | 0.0          | 8-8          | 100.0        | 11-12        | 91.7         | 7-9          | 77.8        | 7-9          | 77.8        |
| 2020   | Buccaneers   | 0-0        | 0.0          | 0-0          | 0.0          | 0-0          | 0.0          | 0-0          | 0.0         | 0-0          | 0.0         |
| 2019   | Titans       | 0-0        | 0.0          | 0-0          | 0.0          | 0-0          | 0.0          | 0-0          | 0.0         | 0-0          | 0.0         |
| Went from <b>Cleveland</b> to <b>Tennessee</b> . |              |            |              |              |              |              |              |              |             |              |             |
| 2019   | Browns       | 0-0        | 0.0          | 0-0          | 0.0          | 0-0          | 0.0          | 0-0          | 0.0         | 0-0          | 0.0         |
| 2019   | <b>TOTAL</b> | <b>0-0</b> | <b>0.0</b>   | <b>0-0</b>   | <b>0.0</b>   | <b>0-0</b>   | <b>0.0</b>   | <b>0-0</b>   | <b>0.0</b>  | <b>0-0</b>   | <b>0.0</b>  |
| 2018   | Browns       | 0-0        | 0.0          | 4-4          | 100.0        | 7-7          | 100.0        | 5-7          | 71.4        | 1-2          | 50.0        |
| Went from <b>Miami</b> to <b>Cleveland</b> .     |              |            |              |              |              |              |              |              |             |              |             |
| 2018   | Dolphins     | 0-0        | 0.0          | 0-0          | 0.0          | 0-0          | 0.0          | 0-0          | 0.0         | 0-0          | 0.0         |
| 2018   | <b>TOTAL</b> | <b>0-0</b> | <b>0.0</b>   | <b>4-4</b>   | <b>100.0</b> | <b>7-7</b>   | <b>100.0</b> | <b>5-7</b>   | <b>71.4</b> | <b>1-2</b>   | <b>50.0</b> |
| <b>NFL TOTALS</b>                                |              | <b>1-1</b> | <b>100.0</b> | <b>28-28</b> | <b>100.0</b> | <b>25-26</b> | <b>96.2</b>  | <b>20-27</b> | <b>74.1</b> | <b>15-26</b> | <b>57.7</b> |

### GREG JOSEPH'S NFL POSTSEASON FIELD-GOAL ACCURACY STATISTICS

| DATE              | TEAM       | 1-19       | PCT.       | 20-29      | PCT.       | 30-39      | PCT.         | 40-49      | PCT.       | 50+        | PCT.       |
|-------------------|------------|------------|------------|------------|------------|------------|--------------|------------|------------|------------|------------|
| 2022              | Vikings    | 0-0        | 0.0        | 0-0        | 0.0        | 1-1        | 100.0        | 0-0        | 0.0        | 0-0        | 0.0        |
| 2020              | Buccaneers | 0-0        | 0.0        | 0-0        | 0.0        | 0-0        | 0.0          | 0-0        | 0.0        | 0-0        | 0.0        |
| 2019              | Titans     | 0-0        | 0.0        | 0-0        | 0.0        | 1-1        | 100.0        | 0-0        | 0.0        | 0-0        | 0.0        |
| <b>NFL TOTALS</b> |            | <b>0-0</b> | <b>0.0</b> | <b>0-0</b> | <b>0.0</b> | <b>2-2</b> | <b>100.0</b> | <b>0-0</b> | <b>0.0</b> | <b>0-0</b> | <b>0.0</b> |

### SINGLE-GAME HIGHS: KICKER

|                                    |  |                                       |   |
|------------------------------------|--|---------------------------------------|---|
| <b>Field Goals Made</b>            | 5 at NO, Oct 02, 2022                      | <b>Points</b>                         | 16 at NO, Oct 02, 2022                            |
| <b>Field Goal Attempts</b>         | 5 at NO, Oct 02, 2022<br>...2 more at 5.   | <b>Special Teams Tackles</b>          | 1 vs. IND, Dec 17, 2022<br>...2 more at 1.        |
| <b>Longest Field Goals Made</b>    | 61 vs. NYG, Dec 24, 2022                   | <b>Kickoff Average</b>                | 69.5 vs. IND, Dec 17, 2022                        |
| <b>Longest Field Goals Attempt</b> | 61 vs. NYG, Dec 24, 2022                   | <b>Extra Point Attempt Percentage</b> | 100.0 at HOU, Dec 29, 2019<br>...1 more at 100.0. |
| <b>PATs Made</b>                   | 5 at HOU, Dec 29, 2019<br>...1 more at 5.  | <b>Field Goal Percentage</b>          | 100.0 at NO, Oct 02, 2022                         |
| <b>PAT Attempts</b>                | 5 vs. ARI, Oct 30, 2022<br>...2 more at 5. | <b>Touchbacks</b>                     | 9 at OAK, Sep 30, 2018                            |

### SINGLE-GAME HIGHS - POSTSEASON: KICKER

|                                    |  |                        |  |
|------------------------------------|--|------------------------|--|
| <b>Field Goals Made</b>            | 1 vs. NYG, Jan 15, 2023<br>...1 more at 1. | <b>PAT Attempts</b>    | 4 at BAL, Jan 11, 2020                     |
| <b>Field Goal Attempts</b>         | 1 vs. NYG, Jan 15, 2023<br>...1 more at 1. | <b>Points</b>          | 6 vs. NYG, Jan 15, 2023<br>...1 more at 6. |
| <b>Longest Field Goals Made</b>    | 38 vs. NYG, Jan 15, 2023                   | <b>Kickoff Average</b> | 64.8 vs. NYG, Jan 15, 2023                 |
| <b>Longest Field Goals Attempt</b> | 38 vs. NYG, Jan 15, 2023                   | <b>Touchbacks</b>      | 4 vs. NYG, Jan 15, 2023                    |
| <b>PATs Made</b>                   | 4 at BAL, Jan 11, 2020                     |                        |  |

### 2023 GAME-BY-GAME REGULAR-SEASON STATISTICS (VIKINGS)

| DATE               | OPPONENT    |          | FIELD GOALS |           |             |           | EXTRA POINTS |           |             |          |           |            | W/L   | SCORE |
|--------------------|-------------|----------|-------------|-----------|-------------|-----------|--------------|-----------|-------------|----------|-----------|------------|-------|-------|
|                    |             |          | FGM         | FGA       | PCT         | LG        | XP           | XPA       | PCT         | BLK      | PTS       |            |       |       |
| 09/10              | Buccaneers  | P        | 1           | 1         | 100.0       | 25        | 2            | 2         | 100.0       | 0        | 5         | L          | 17-20 |       |
| 09/14              | at Eagles   | P        | 0           | 0         | 0.0         | 0         | 4            | 4         | 100.0       | 0        | 4         | L          | 28-34 |       |
| 09/24              | Chargers    | P        | 1           | 1         | 100.0       | 23        | 3            | 3         | 100.0       | 0        | 6         | L          | 24-28 |       |
| 10/01              | at Panthers | P        | 0           | 0         | 0.0         | 0         | 3            | 3         | 100.0       | 0        | 3         | W          | 21-13 |       |
| 10/08              | Chiefs      | P        | 2           | 2         | 100.0       | 40        | 2            | 2         | 100.0       | 0        | 8         | L          | 20-27 |       |
| 10/15              | at Bears    | P        | 2           | 3         | 66.7        | 53        | 1            | 2         | 50.0        | 1        | 7         | W          | 19-13 |       |
| 10/23              | 49ers       | P        | 3           | 4         | 75.0        | 54        | 1            | 2         | 50.0        | 0        | 10        | W          | 22-17 |       |
| 10/29              | at Packers  | P        | 1           | 3         | 33.3        | 25        | 3            | 3         | 100.0       | 0        | 6         | W          | 24-10 |       |
| 11/05              | at Falcons  | P        | 3           | 3         | 100.0       | 32        | 2            | 2         | 100.0       | 0        | 11        | W          | 31-28 |       |
| <b>2023 TOTALS</b> |             | <b>9</b> | <b>13</b>   | <b>17</b> | <b>76.5</b> | <b>54</b> | <b>21</b>    | <b>23</b> | <b>91.3</b> | <b>1</b> | <b>60</b> | <b>5-4</b> |       |       |



**2022 GAME-BY-GAME REGULAR-SEASON STATISTICS (VIKINGS)**

| DATE               | OPPONENT             | P | FIELD GOALS |           |             |           | EXTRA POINTS |           |             |          |            |             |        |
|--------------------|----------------------|---|-------------|-----------|-------------|-----------|--------------|-----------|-------------|----------|------------|-------------|--------|
|                    |                      |   | FGM         | FGA       | PCT         | LG        | XP           | XPA       | PCT         | BLK      | PTS        | W/L         | SCORE  |
| 09/11              | Packers              | P | 3           | 3         | 100.0       | 56        | 2            | 2         | 100.0       | 0        | 11         | W           | 23-7   |
| 09/19              | at Eagles            | P | 0           | 0         | 0.0         | 0         | 1            | 1         | 100.0       | 0        | 1          | L           | 7-24   |
| 09/25              | Lions                | P | 0           | 2         | 0.0         | 0         | 4            | 4         | 100.0       | 0        | 4          | W           | 28-24  |
| 10/02              | at Saints            | P | 5           | 5         | 100.0       | 47        | 1            | 2         | 50.0        | 0        | 16         | W           | 28-25  |
| 10/09              | Bears                | P | 0           | 2         | 0.0         | 0         | 3            | 3         | 100.0       | 0        | 3          | W           | 29-22  |
| 10/16              | at Dolphins          | P | 1           | 1         | 100.0       | 34        | 1            | 2         | 50.0        | 0        | 4          | W           | 24-16  |
| 10/30              | Cardinals            | P | 0           | 1         | 0.0         | 0         | 4            | 5         | 80.0        | 0        | 4          | W           | 34-26  |
| 11/06              | at<br>Commander<br>s | P | 2           | 2         | 100.0       | 28        | 2            | 2         | 100.0       | 0        | 8          | W           | 20-17  |
| 11/13              | at Bills             | P | 2           | 2         | 100.0       | 33        | 3            | 4         | 75.0        | 0        | 9          | W           | 33-30+ |
| 11/20              | Cowboys              | P | 1           | 1         | 100.0       | 25        | 0            | 0         | 0.0         | 0        | 3          | L           | 3-40   |
| 11/24              | Patriots             | P | 2           | 2         | 100.0       | 36        | 3            | 4         | 75.0        | 0        | 9          | W           | 33-26  |
| 12/04              | Jets                 | P | 2           | 2         | 100.0       | 51        | 3            | 3         | 100.0       | 0        | 9          | W           | 27-22  |
| 12/11              | at Lions             | P | 1           | 1         | 100.0       | 41        | 2            | 2         | 100.0       | 0        | 5          | L           | 23-34  |
| 12/17              | Colts                | P | 1           | 1         | 100.0       | 40        | 4            | 4         | 100.0       | 0        | 7          | W           | 39-36+ |
| 12/24              | Giants               | P | 2           | 2         | 100.0       | 61        | 3            | 3         | 100.0       | 0        | 9          | W           | 27-24  |
| 01/01              | at Packers           | P | 1           | 3         | 33.3        | 21        | 2            | 2         | 100.0       | 0        | 5          | L           | 17-41  |
| 01/08              | at Bears             | P | 3           | 3         | 100.0       | 50        | 2            | 3         | 66.7        | 0        | 11         | W           | 29-13  |
| <b>2022 TOTALS</b> | <b>17</b>            |   | <b>26</b>   | <b>33</b> | <b>78.8</b> | <b>61</b> | <b>40</b>    | <b>46</b> | <b>87.0</b> | <b>0</b> | <b>118</b> | <b>13-4</b> |        |

+ - Overtime

**2021 GAME-BY-GAME REGULAR-SEASON STATISTICS (VIKINGS)**

| DATE               | OPPONENT     | P | FIELD GOALS |           |             |           | EXTRA POINTS |           |             |          |            |            |        |
|--------------------|--------------|---|-------------|-----------|-------------|-----------|--------------|-----------|-------------|----------|------------|------------|--------|
|                    |              |   | FGM         | FGA       | PCT         | LG        | XP           | XPA       | PCT         | BLK      | PTS        | W/L        | SCORE  |
| 09/12              | at Bengals   | P | 1           | 1         | 100.0       | 53        | 3            | 3         | 100.0       | 0        | 6          | L          | 24-27+ |
| 09/19              | at Cardinals | P | 2           | 3         | 66.7        | 52        | 3            | 4         | 75.0        | 0        | 9          | L          | 33-34  |
| 09/26              | Seahawks     | P | 3           | 3         | 100.0       | 43        | 3            | 3         | 100.0       | 0        | 12         | W          | 30-17  |
| 10/03              | Browns       | P | 0           | 0         | 0.0         | 0         | 1            | 1         | 100.0       | 0        | 1          | L          | 7-14   |
| 10/10              | Lions        | P | 4           | 5         | 80.0        | 55        | 1            | 1         | 100.0       | 0        | 13         | W          | 19-17  |
| 10/17              | at Panthers  | P | 3           | 5         | 60.0        | 38        | 1            | 1         | 100.0       | 0        | 10         | W          | 34-28+ |
| 10/31              | Cowboys      | P | 3           | 3         | 100.0       | 45        | 1            | 1         | 100.0       | 0        | 10         | L          | 16-20  |
| 11/07              | at Ravens    | P | 1           | 1         | 100.0       | 36        | 4            | 4         | 100.0       | 0        | 7          | L          | 31-34+ |
| 11/14              | at Chargers  | P | 2           | 2         | 100.0       | 46        | 3            | 3         | 100.0       | 0        | 9          | W          | 27-20  |
| 11/21              | Packers      | P | 2           | 2         | 100.0       | 51        | 2            | 3         | 66.7        | 0        | 8          | W          | 34-31  |
| 11/28              | at 49ers     | P | 0           | 0         | 0.0         | 0         | 2            | 3         | 66.7        | 0        | 2          | L          | 26-34  |
| 12/05              | at Lions     | P | 3           | 3         | 100.0       | 41        | 0            | 0         | 0.0         | 0        | 9          | L          | 27-29  |
| 12/09              | Steelers     | P | 3           | 4         | 75.0        | 42        | 3            | 4         | 75.0        | 0        | 12         | W          | 36-28  |
| 12/20              | at Bears     | P | 1           | 1         | 100.0       | 37        | 2            | 2         | 100.0       | 0        | 5          | W          | 17-9   |
| 12/26              | Rams         | P | 3           | 3         | 100.0       | 44        | 2            | 2         | 100.0       | 0        | 11         | L          | 23-30  |
| 01/02              | at Packers   | P | 1           | 1         | 100.0       | 51        | 1            | 1         | 100.0       | 0        | 4          | L          | 10-37  |
| 01/09              | Bears        | P | 1           | 1         | 100.0       | 39        | 4            | 4         | 100.0       | 0        | 7          | W          | 31-17  |
| <b>2021 TOTALS</b> | <b>17</b>    |   | <b>33</b>   | <b>38</b> | <b>86.8</b> | <b>55</b> | <b>36</b>    | <b>40</b> | <b>90.0</b> | <b>0</b> | <b>135</b> | <b>8-9</b> |        |

+ - Overtime

**2020 GAME-BY-GAME REGULAR-SEASON STATISTICS (BUCCANEERS)**

| DATE               | OPPONENT    | FIELD GOALS |          |          |            | EXTRA POINTS |          |          |            | PTS      | W/L      | SCORE       |
|--------------------|-------------|-------------|----------|----------|------------|--------------|----------|----------|------------|----------|----------|-------------|
|                    |             | FGM         | FGA      | PCT      | LG         | XP           | XPA      | PCT      | BLK        |          |          |             |
| 09/13              | at Saints   |             |          |          |            |              |          |          |            |          | L        | 23-34       |
| 09/20              | Panthers    |             |          |          |            |              |          |          |            |          | W        | 31-17       |
| 09/27              | at Broncos  |             |          |          |            |              |          |          |            |          | W        | 28-10       |
| 10/04              | Chargers    |             |          |          |            |              |          |          |            |          | W        | 38-31       |
| 10/08              | at Bears    |             |          |          |            |              |          |          |            |          | L        | 19-20       |
| 10/18              | Packers     |             |          |          |            |              |          |          |            |          | W        | 38-10       |
| 10/25              | at Raiders  |             |          |          |            |              |          |          |            |          | W        | 45-20       |
| 11/02              | at Giants   |             |          |          |            |              |          |          |            |          | W        | 25-23       |
| 11/08              | Saints      |             |          |          |            |              |          |          |            |          | L        | 3-38        |
| 11/15              | at Panthers |             |          |          |            |              |          |          |            |          | W        | 46-23       |
| 11/23              | Rams        |             |          |          |            |              |          |          |            |          | L        | 24-27       |
| 11/29              | Chiefs      |             |          |          |            |              |          |          |            |          | L        | 24-27       |
| 12/13              | Vikings     |             |          |          |            |              |          |          |            |          | W        | 26-14       |
| 12/20              | at Falcons  |             |          |          |            |              |          |          |            |          | W        | 31-27       |
| 12/26              | at Lions    |             |          |          |            |              |          |          |            |          | W        | 47-7        |
| 01/03              | Falcons     |             |          |          |            |              |          |          |            |          | W        | 44-27       |
| <b>2020 TOTALS</b> |             | <b>0</b>    | <b>0</b> | <b>0</b> | <b>0.0</b> | <b>0</b>     | <b>0</b> | <b>0</b> | <b>0.0</b> | <b>0</b> | <b>0</b> | <b>11-5</b> |

**2019 GAME-BY-GAME REGULAR-SEASON STATISTICS (BROWNS/TITANS)**

| DATE               | OPPONENT     | FIELD GOALS |          |          |            | EXTRA POINTS |          |          |              | PTS      | W/L      | SCORE                                      |       |
|--------------------|--------------|-------------|----------|----------|------------|--------------|----------|----------|--------------|----------|----------|--|-------|
|                    |              | FGM         | FGA      | PCT      | LG         | XP           | XPA      | PCT      | BLK          |          |          |  |       |
| 09/08              | Titans       |             |          |          |            |              |          |          |              |          | L        | 13-43                                      |       |
| 09/16              | at Jets      |             |          |          |            |              |          |          |              |          | W        | 23-3                                       |       |
| 09/22              | Rams         |             |          |          |            |              |          |          |              |          | L        | 13-20                                      |       |
| 09/29              | at Ravens    |             |          |          |            |              |          |          |              |          | W        | 40-25                                      |       |
| 10/07              | at 49ers     |             |          |          |            |              |          |          |              |          | L        | 3-31                                       |       |
| 10/13              | Seahawks     |             |          |          |            |              |          |          |              |          | L        | 28-32                                      |       |
| 10/27              | at Patriots  |             |          |          |            |              |          |          |              |          | L        | 13-27                                      |       |
| 11/03              | at Broncos   |             |          |          |            |              |          |          |              |          | L        | 19-24                                      |       |
| 11/10              | Bills        |             |          |          |            |              |          |          |              |          | W        | 19-16                                      |       |
| 11/14              | Steelers     |             |          |          |            |              |          |          |              |          | W        | 21-7                                       |       |
| 11/24              | Dolphins     |             |          |          |            |              |          |          |              |          | W        | 41-24                                      |       |
| 12/01              | at Steelers  |             |          |          |            |              |          |          |              |          | L        | 13-20                                      |       |
| 12/08              | Bengals      |             |          |          |            |              |          |          |              |          | W        | 27-19                                      |       |
| 12/15              | at Cardinals |             |          |          |            |              |          |          |              |          | L        | 24-38                                      |       |
|                    |              |             |          |          |            |              |          |          |              |          |          | Went from <b>Browns</b> to <b>Titans</b> . |       |
| 12/22              | Saints       | P           | 0        | 0        | 0.0        | 0            | 4        | 4        | 100.0        | 0        | 4        | L  | 28-38 |
| 12/29              | at Texans    | P           | 0        | 0        | 0.0        | 0            | 5        | 5        | 100.0        | 0        | 5        | W  | 35-14 |
| <b>2019 TOTALS</b> |              | <b>2</b>    | <b>0</b> | <b>0</b> | <b>0.0</b> | <b>0</b>     | <b>9</b> | <b>9</b> | <b>100.0</b> | <b>0</b> | <b>9</b> | <b>7-9</b>                                 |       |

**2018 GAME-BY-GAME REGULAR-SEASON STATISTICS (DOLPHINS/BROWNS)**

|  |               | FIELD GOALS |           |             |           |              | EXTRA POINTS |             |          |           |            |       |        |
|--|---------------|-------------|-----------|-------------|-----------|--------------|--------------|-------------|----------|-----------|------------|-------|--------|
| DATE   | OPPONENT      | FGM         | FGA       | PCT         | LG        | XP           | XPA          | PCT         | BLK      | PTS       | W/L        | SCORE |        |
| 09/09  | Titans        |             |           |             |           | DID NOT PLAY |              |             |          |           | W          | 27-20 |        |
| 09/16  | at Jets       |             |           |             |           | DID NOT PLAY |              |             |          |           | W          | 20-12 |        |
| Went from <b>Dolphins</b> to <b>Browns</b> . |               |             |           |             |           |              |              |             |          |           |            |       |        |
| 09/20  | Jets          | P           | 2         | 2           | 100.0     | 45           | 1            | 1           | 100.0    | 0         | 7          | W     | 21-17  |
| 09/30  | at Raiders    | P           | 2         | 2           | 100.0     | 28           | 2            | 2           | 100.0    | 0         | 8          | L     | 42-45+ |
| 10/07  | Ravens        | P           | 2         | 3           | 66.7      | 37           | 0            | 1           | 0.0      | 0         | 6          | W     | 12-9+  |
| 10/14  | Chargers      | P           | 2         | 2           | 100.0     | 33           | 0            | 0           | 0.0      | 0         | 6          | L     | 14-38  |
| 10/21  | at Buccaneers | P           | 0         | 0           | 0.0       | 0            | 3            | 3           | 100.0    | 0         | 3          | L     | 23-26+ |
| 10/28  | at Steelers   | P           | 2         | 3           | 66.7      | 45           | 0            | 1           | 0.0      | 0         | 6          | L     | 18-33  |
| 11/04  | Chiefs        | P           | 1         | 1           | 100.0     | 51           | 0            | 0           | 0.0      | 0         | 3          | L     | 21-37  |
| 11/11  | Falcons       | P           | 0         | 0           | 0.0       | 0            | 4            | 4           | 100.0    | 0         | 4          | W     | 28-16  |
| 11/25  | at Bengals    | P           | 0         | 0           | 0.0       | 0            | 5            | 5           | 100.0    | 0         | 5          | W     | 35-20  |
| 12/02  | at Texans     | P           | 0         | 0           | 0.0       | 0            | 1            | 1           | 100.0    | 0         | 1          | L     | 13-29  |
| 12/09  | Panthers      | P           | 2         | 2           | 100.0     | 49           | 2            | 3           | 66.7     | 0         | 8          | W     | 26-20  |
| 12/15  | at Broncos    | P           | 1         | 1           | 100.0     | 40           | 2            | 2           | 100.0    | 0         | 5          | W     | 17-16  |
| 12/23  | Bengals       | P           | 2         | 2           | 100.0     | 37           | 2            | 3           | 66.7     | 0         | 8          | W     | 26-18  |
| 12/30  | at Ravens     | P           | 1         | 2           | 50.0      | 35           | 3            | 3           | 100.0    | 0         | 6          | L     | 24-26  |
| <b>2018 TOTALS</b>                           | <b>14</b>     | <b>17</b>   | <b>20</b> | <b>85.0</b> | <b>51</b> | <b>25</b>    | <b>29</b>    | <b>86.2</b> | <b>0</b> | <b>76</b> | <b>9-7</b> |       |        |

+ - Overtime

**2022 GAME-BY-GAME POSTSEASON STATISTICS (VIKINGS)**

|                    |          | FIELD GOALS |          |              |           |          | EXTRA POINTS |              |          |          |            |       |       |
|--------------------|----------|-------------|----------|--------------|-----------|----------|--------------|--------------|----------|----------|------------|-------|-------|
| DATE               | OPPONENT | FGM         | FGA      | PCT          | LG        | XP       | XPA          | PCT          | BLK      | PTS      | W/L        | SCORE |       |
| 01/15              | Giants   | P           | 1        | 1            | 100.0     | 38       | 3            | 3            | 100.0    | 0        | 6          | L     | 24-31 |
| <b>2022 TOTALS</b> | <b>1</b> | <b>1</b>    | <b>1</b> | <b>100.0</b> | <b>38</b> | <b>3</b> | <b>3</b>     | <b>100.0</b> | <b>0</b> | <b>6</b> | <b>0-1</b> |       |       |

**2020 GAME-BY-GAME POSTSEASON STATISTICS (BUCCANEERS)**

|                    |                  | FIELD GOALS |          |            |          |                | EXTRA POINTS |            |          |          |            |       |
|--------------------|------------------|-------------|----------|------------|----------|----------------|--------------|------------|----------|----------|------------|-------|
| DATE               | OPPONENT         | FGM         | FGA      | PCT        | LG       | XP             | XPA          | PCT        | BLK      | PTS      | W/L        | SCORE |
| 01/09              | at Football Team |             |          |            |          | PRACTICE SQUAD |              |            |          |          | W          | 31-23 |
| 01/17              | at Saints        |             |          |            |          | PRACTICE SQUAD |              |            |          |          | W          | 30-20 |
| 01/24              | at Packers       |             |          |            |          | PRACTICE SQUAD |              |            |          |          | W          | 31-26 |
| 02/07              | Chiefs           |             |          |            |          | PRACTICE SQUAD |              |            |          |          | W          | 31-9  |
| <b>2020 TOTALS</b> | <b>0</b>         | <b>0</b>    | <b>0</b> | <b>0.0</b> | <b>0</b> | <b>0</b>       | <b>0</b>     | <b>0.0</b> | <b>0</b> | <b>0</b> | <b>4-0</b> |       |

**2019 GAME-BY-GAME POSTSEASON STATISTICS (TITANS)**

|                    |             | FIELD GOALS |          |              |           |          | EXTRA POINTS |              |          |           |            |       |       |
|--------------------|-------------|-------------|----------|--------------|-----------|----------|--------------|--------------|----------|-----------|------------|-------|-------|
| DATE               | OPPONENT    | FGM         | FGA      | PCT          | LG        | XP       | XPA          | PCT          | BLK      | PTS       | W/L        | SCORE |       |
| 01/04              | at Patriots | P           | 0        | 0            | 0.0       | 0        | 2            | 2            | 100.0    | 0         | 2          | W     | 20-13 |
| 01/11              | at Ravens   | P           | 0        | 0            | 0.0       | 0        | 4            | 4            | 100.0    | 0         | 4          | W     | 28-12 |
| 01/19              | at Chiefs   | P           | 1        | 1            | 100.0     | 30       | 3            | 3            | 100.0    | 0         | 6          | L     | 24-35 |
| <b>2019 TOTALS</b> | <b>3</b>    | <b>1</b>    | <b>1</b> | <b>100.0</b> | <b>30</b> | <b>9</b> | <b>9</b>     | <b>100.0</b> | <b>0</b> | <b>12</b> | <b>2-1</b> |       |       |



# DEAN LOWRY



# 94

**DEFENSIVE LINEMAN**

**Ht:** 6-6

**DOB:** 6-9-94

**Vikings Season:** 1

**Acquired:** FA '23

**Wt:** 296

**College:** Northwestern

**NFL Season:** 8

**2023 GP/GS**

8/3

**CAREER GP/GS**

119/83

**PLAYOFF GP/GS**

8/5

## KEY TRANSACTIONS

- Drafted in the fourth round (137th overall) of the 2016 NFL Draft by the Green Bay Packers, the second of two compensatory choices awarded to the team.

## OFF THE FIELD

- Spent time with veterans at the Huddle for Heroes event at The Turn in Titledown.
- Visited with kids at the Milwaukee Children's Hospital and helped build a playground with the Milwaukee police.
- Signed autographs to raise funds for The Salvation Army.
- Visited the Mukwonago High School basketball team to congratulate the students for their work raising funds for the Make-A-Wish Wisconsin program, Kids For Wish Kids®.
- Gave a speech at graduation at Pioneer Elementary School in Ashwaubenon, Wisconsin.
- Took part in the Green Bay Packers Give Back Bowling Event in 2018 to raise money for Northeast Wisconsin Technical College (NWTC) and in 2019 to raise money for the Wisconsin Court Appointed Special Advocates (CASA) Association.
- Visited the cadets at the Wisconsin Challenge Academy at Fort McCoy and participated in a youth outreach event at the University of Wisconsin-Green Bay.
- While he was in college, visited elementary schools in Evanston, Illinois, to discuss the importance of education and exercise with students.
- Given name is Dean Vincent Lowry.
- Born in Rockford, Illinois.
- Earned his degree in economics.

## CAREER NOTES

### 2023 | MINNESOTA VIKINGS

- Started three of the first nine games, while contributing on defense in each of the team's contests in 2023.
- Missed Week 9 at Atlanta due to injury.
- Received a fumble against San Francisco (10/23).

### 2022 | GREEN BAY PACKERS

- Played in 15 games with 12 starts, finishing the season with 43 tackles (23 solo), a half-sack, a tackle for a loss, a pass defended, five QB hits and a blocked field goal in 2022 ... Was placed on injured reserve (calf) on Dec. 27.
- Registered the first blocked field goal of his career when he blocked a 40-yard FG attempt by K Cairo Santos at Chicago (12/4).

### 2021 | GREEN BAY PACKERS

- In 2021, started all 17 contests and posted 42 tackles (24 solo), five tackles for a loss, a career-high five sacks (No. 3 on the team), a career-best-tying nine QB hits (No. 4 on the team) and a career-high-tying four passes defended.
- Ranked No. 3 on the team in sacks and No. 4 in QB hits.
- Registered at least a half-sack in four straight games (Weeks 5-8), the longest streak of his career.

### 2020 | GREEN BAY PACKERS

- Started all 16 games in 2020, finishing second among Green Bay defensive linemen with 36 tackles (14 solo) and three sacks while also recording four QB hits and two passes defended.
- Started both postseason contests and finished No. 2 among Packer defensive linemen with seven tackles (three solo).

### 2019 | GREEN BAY PACKERS

- Started all 16 games for the first time in his career in 2019 and recorded a career-high 62 tackles (33 solo), five tackles for a loss, an interception, two passes defended, a fumble recovery, a career-high nine QB hits and 11 QB pressures.
- Started both playoff games and recorded five tackles (two solo) and a QB pressure.

### 2018 | GREEN BAY PACKERS

- Saw action in all 16 games (8 starts) in 2018, setting a career high in solo tackles (39), while also registering three sacks, four passes defended and the first forced fumble of his career.

### 2017 | GREEN BAY PACKERS

- Played in all 16 games with 11 starts in 2017 and registered 34 tackles (22 solo), two sacks, seven tackles for a loss, a fumble recovery returned for a touchdown, two passes defended, five QB hits and six QB pressures.
- Posted four solo tackles, a sack, a QB pressure and a QB hit, and registered his first career TD after recovering a QB Jameis Winston fumble forced by DL Kenny Clark at the Green Bay 38 late in the second quarter and returning it 62 yards. Became just the seventh Green Bay player (since 1982) to register a sack and a defensive TD in the same game.

### 2016 | GREEN BAY PACKERS

- Played in 15 games as a rookie in 2016 and registered 14 tackles (eight solo), two sacks, three tackles for a loss, nine QB pressures and two QB hits.

### COLLEGE - NORTHWESTERN

- Played in 48 games with 33 starts for the Wildcats and registered 134 tackles (83 solo), 31.5 tackles for a loss, 12.5 sacks, three INTs (one returned for a TD), 21 passes defended, three fumble recoveries and three forced fumbles.
- As a senior in 2015, was part of a Northwestern defense that ranked No. 12 in the country in points allowed (18.6 ppg).
- Set a school single-game record and tied the sixth-best mark in conference history with 6.0 tackles for loss, earning NU's Defensive Player of the Game honors after finishing with a career-high 10 tackles (seven solo) and a career-best two sacks in the 30-28 win at Nebraska (Oct. 24) as a senior.
- Ranked second on the team in tackles for a loss as a junior. Also earned Academic All-Big Ten honors.
- Was named to ESPN.com's Big Ten All-Freshman team in 2012.

### PREP - BOYLAN (ILL.)

- Earned IHCA 7A all-state recognition and was named the Northern Illinois Conference (NIC-10) Defensive MVP as a senior in 2011. Also an all-state selection by the *Chicago Tribune* and the *Champaign News-Gazette*.
- Was a member of back-to-back state championship teams (2010-11) after finishing with a perfect 14-0 mark in both seasons.

## DEAN LOWRY'S NFL REGULAR SEASON DEFENSIVE STATISTICS

| DATE              | TEAM    | GP         | GS        | TACKLES    |            |            |           |            |             |              | INTERCEPTIONS |          |          |          |          | O. FUMB   |          |          |          | ST        |          |          |          | MISC     |          |          |          |          |          |          |          |          |          |          |          |
|-------------------|---------|------------|-----------|------------|------------|------------|-----------|------------|-------------|--------------|---------------|----------|----------|----------|----------|-----------|----------|----------|----------|-----------|----------|----------|----------|----------|----------|----------|----------|----------|----------|----------|----------|----------|----------|----------|----------|
|                   |         |            |           | TK         | S          | A          | TFL       | YDS        | SK          | YDS          | QBH           | NO       | YDS      | LG       | TD       | PD        | FF       | FR       | TD       | YDS       | TK       | S        | A        | FF       | FR       | S        | A        |          |          |          |          |          |          |          |          |
| 2023              | Vikings | 8          | 3         | 14         | 4          | 10         | 0         | 0          | 0.0         | 0.0          | 0             | 0        | 0        | 0        | 1        | 0         | 1        | 0        | 0        | 0         | 0        | 0        | 0        | 0        | 0        | 0        | 0        | 0        | 0        | 0        | 0        | 0        | 0        | 0        |          |
| 2022              | Packers | 15         | 12        | 43         | 23         | 20         | 1         | 2          | 0.5         | 3.0          | 5             | 0        | 0        | 0        | 0        | 1         | 0        | 0        | 0        | 0         | 0        | 0        | 0        | 0        | 0        | 0        | 0        | 0        | 0        | 0        | 0        | 0        | 0        | 0        |          |
| 2021              | Packers | 17         | 17        | 42         | 24         | 18         | 5         | 40         | 5.0         | 42.0         | 9             | 0        | 0        | 0        | 0        | 4         | 0        | 1        | 0        | 0         | 0        | 0        | 0        | 0        | 0        | 0        | 0        | 0        | 0        | 0        | 0        | 0        | 0        | 0        |          |
| 2020              | Packers | 16         | 16        | 36         | 14         | 22         | 2         | 19         | 3.0         | 19.0         | 4             | 0        | 0        | 0        | 0        | 2         | 0        | 0        | 0        | 0         | 0        | 0        | 0        | 0        | 0        | 0        | 0        | 0        | 0        | 0        | 0        | 0        | 0        | 0        |          |
| 2019              | Packers | 16         | 16        | 47         | 23         | 24         | 2         | 2          | 0.0         | 0.0          | 9             | 1        | 7        | 7        | 0        | 3         | 0        | 1        | 0        | 0         | 0        | 0        | 0        | 0        | 0        | 0        | 0        | 0        | 0        | 0        | 0        | 0        | 0        | 0        |          |
| 2018              | Packers | 16         | 8         | 44         | 31         | 13         | 5         | 27         | 3.0         | 23.0         | 4             | 0        | 0        | 0        | 0        | 3         | 1        | 1        | 0        | 0         | 0        | 0        | 0        | 0        | 0        | 0        | 0        | 0        | 0        | 0        | 0        | 0        | 0        | 0        | 0        |
| 2017              | Packers | 16         | 11        | 32         | 18         | 14         | 5         | 28         | 2.0         | 21.0         | 5             | 0        | 0        | 0        | 0        | 2         | 0        | 1        | 1        | 62        | 0        | 0        | 0        | 0        | 0        | 0        | 0        | 0        | 0        | 0        | 0        | 0        | 0        | 0        | 0        |
| 2016              | Packers | 15         | 0         | 8          | 6          | 2          | 3         | 20         | 2.0         | 19.0         | 2             | 0        | 0        | 0        | 0        | 1         | 0        | 0        | 0        | 0         | 0        | 0        | 0        | 0        | 0        | 0        | 0        | 0        | 0        | 0        | 0        | 0        | 0        | 0        | 0        |
| <b>NFL TOTALS</b> |         | <b>119</b> | <b>83</b> | <b>266</b> | <b>143</b> | <b>123</b> | <b>23</b> | <b>138</b> | <b>15.5</b> | <b>127.0</b> | <b>38</b>     | <b>1</b> | <b>7</b> | <b>7</b> | <b>0</b> | <b>17</b> | <b>1</b> | <b>5</b> | <b>1</b> | <b>62</b> | <b>0</b> | <b>0</b> | <b>0</b> | <b>0</b> | <b>0</b> | <b>0</b> | <b>0</b> | <b>0</b> | <b>0</b> | <b>0</b> | <b>0</b> | <b>0</b> | <b>0</b> | <b>0</b> | <b>0</b> |

## DEAN LOWRY'S NFL POSTSEASON DEFENSIVE STATISTICS

| DATE              | TEAM    | GP       | TACKLES  |           |          |          |          |          |            | INTERCEPTIONS |          |          |          |          |          | O. FUMB  |          |          |          | ST       |          |          |          | MISC     |          |          |          |   |
|-------------------|---------|----------|----------|-----------|----------|----------|----------|----------|------------|---------------|----------|----------|----------|----------|----------|----------|----------|----------|----------|----------|----------|----------|----------|----------|----------|----------|----------|---|
|                   |         |          | GS       | TK        | S        | A        | TFL      | YDS      | SK         | YDS           | QBH      | NO       | YDS      | LG       | TD       | PD       | FF       | FR       | TD       | YDS      | TK       | S        | A        | FF       | FR       | S        | A        |   |
| 2021              | Packers | 1        | 1        | 4         | 1        | 3        | 0        | 0        | 0.0        | 0.0           | 0        | 0        | 0        | 0        | 0        | 1        | 0        | 0        | 0        | 0        | 0        | 0        | 0        | 0        | 0        | 0        | 0        | 0 |
| 2020              | Packers | 2        | 2        | 7         | 3        | 4        | 0        | 0        | 0.0        | 0.0           | 0        | 0        | 0        | 0        | 0        | 0        | 0        | 0        | 0        | 0        | 0        | 0        | 0        | 0        | 0        | 0        | 0        |   |
| 2019              | Packers | 2        | 2        | 3         | 2        | 1        | 0        | 0        | 0.0        | 0.0           | 0        | 0        | 0        | 0        | 0        | 0        | 0        | 0        | 0        | 0        | 0        | 0        | 0        | 0        | 0        | 0        | 0        |   |
| 2016              | Packers | 3        | 0        | 1         | 1        | 0        | 0        | 0        | 0.0        | 0.0           | 0        | 0        | 0        | 0        | 0        | 0        | 0        | 0        | 0        | 0        | 0        | 0        | 0        | 0        | 0        | 0        | 0        |   |
| <b>NFL TOTALS</b> |         | <b>8</b> | <b>5</b> | <b>15</b> | <b>7</b> | <b>8</b> | <b>0</b> | <b>0</b> | <b>0.0</b> | <b>0.0</b>    | <b>0</b> | <b>0</b> | <b>0</b> | <b>0</b> | <b>0</b> | <b>1</b> | <b>0</b> | <b>0</b> | <b>0</b> | <b>0</b> | <b>0</b> | <b>0</b> | <b>0</b> | <b>0</b> | <b>0</b> | <b>0</b> | <b>0</b> |   |

### SINGLE-GAME HIGHS: DEFENSIVE

|                        |                          |                                  |                         |
|------------------------|--------------------------|----------------------------------|-------------------------|
| <b>Total Tackles</b>   | 9 vs. DEN, Sep 22, 2019  | <b>Fumble Recoveries</b>         | 1 vs. SF, Oct 23, 2023  |
| <b>Solo Tackles</b>    | 6 vs. MIA, Nov 11, 2018  |                                  | ...4 more at 1.         |
| <b>Sacks</b>           | 1.0 at DET, Jan 09, 2022 | <b>Tackles For Loss</b>          | 3 vs. DEN, Sep 22, 2019 |
|                        | ...12 more at 1.0.       | <b>Interceptions</b>             | 1 vs. CHI, Dec 15, 2019 |
| <b>Passes Defensed</b> | 2 at CIN, Oct 10, 2021   | <b>Interception Return Yards</b> | 7 vs. CHI, Dec 15, 2019 |
|                        | ...1 more at 2.          | <b>Longest Opp Fumble Return</b> | 62 vs. TB, Dec 03, 2017 |
| <b>Forced Fumbles</b>  | 1 at CHI, Dec 16, 2018   |                                  |                         |

### SINGLE-GAME HIGHS - POSTSEASON: DEFENSIVE

|                      |                        |                        |                        |
|----------------------|------------------------|------------------------|------------------------|
| <b>Total Tackles</b> | 5 vs. TB, Jan 24, 2021 | <b>Passes Defensed</b> | 1 vs. SF, Jan 22, 2022 |
| <b>Solo Tackles</b>  | 2 vs. TB, Jan 24, 2021 |                        |                        |
|                      | ...1 more at 2.        |                        |                        |

### 2023 GAME-BY-GAME REGULAR-SEASON STATISTICS (VIKINGS)

| DATE               | OPPONENT    | P/S        | TACKLES          |          |           |            |            |          |          | INTERCEPTIONS |          |          |          |          |          | O. FUMB  |          |          |          | ST       |          |          |          | MISC     |          |            |       |       |
|--------------------|-------------|------------|------------------|----------|-----------|------------|------------|----------|----------|---------------|----------|----------|----------|----------|----------|----------|----------|----------|----------|----------|----------|----------|----------|----------|----------|------------|-------|-------|
|                    |             |            | TK               | S        | A         | SK         | YDS        | TFL      | YDS      | QBH           | NO       | YDS      | LG       | TD       | PD       | FF       | FR       | TD       | YDS      | TK       | S        | A        | FF       | FR       | S        | A          | W/L   | SCORE |
| 09/10              | Buccaneers  | S          | 5                | 2        | 3         | 0.0        | 0.0        | 0        | 0        | 0             | 0        | 0        | 0        | 0        | 0        | 0        | 0        | 0        | 0        | 0        | 0        | 0        | 0        | 0        | 0        | 0          | L     | 17-20 |
| 09/14              | at Eagles   | P          | 1                | 0        | 1         | 0.0        | 0.0        | 0        | 0        | 0             | 0        | 0        | 0        | 0        | 0        | 0        | 0        | 0        | 0        | 0        | 0        | 0        | 0        | 0        | 0        | L          | 28-34 |       |
| 09/24              | Chargers    | S          | 0                | 0        | 0         | 0.0        | 0.0        | 0        | 0        | 0             | 0        | 0        | 0        | 0        | 0        | 0        | 0        | 0        | 0        | 0        | 0        | 0        | 0        | 0        | L        | 24-28      |       |       |
| 10/01              | at Panthers | P          | 2                | 0        | 2         | 0.0        | 0.0        | 0        | 0        | 0             | 0        | 0        | 0        | 1        | 0        | 0        | 0        | 0        | 0        | 0        | 0        | 0        | 0        | 0        | W        | 21-13      |       |       |
| 10/08              | Chiefs      | P          | 1                | 0        | 1         | 0.0        | 0.0        | 0        | 0        | 0             | 0        | 0        | 0        | 0        | 0        | 0        | 0        | 0        | 0        | 0        | 0        | 0        | 0        | 0        | L        | 20-27      |       |       |
| 10/15              | at Bears    | P          | 2                | 1        | 1         | 0.0        | 0.0        | 0        | 0        | 0             | 0        | 0        | 0        | 0        | 0        | 0        | 0        | 0        | 0        | 0        | 0        | 0        | 0        | 0        | W        | 19-13      |       |       |
| 10/23              | 49ers       | S          | 3                | 1        | 2         | 0.0        | 0.0        | 0        | 0        | 0             | 0        | 0        | 0        | 0        | 0        | 1        | 0        | 0        | 0        | 0        | 0        | 0        | 0        | 0        | W        | 22-17      |       |       |
| 10/29              | at Packers  | P          | 0                | 0        | 0         | 0.0        | 0.0        | 0        | 0        | 0             | 0        | 0        | 0        | 0        | 0        | 0        | 0        | 0        | 0        | 0        | 0        | 0        | 0        | 0        | W        | 24-10      |       |       |
| 11/05              | at Falcons  |            | ON INACTIVE LIST |          |           |            |            |          |          |               |          |          |          |          |          |          |          |          |          |          |          |          | W        | 31-28    |          |            |       |       |
| <b>2023 TOTALS</b> |             | <b>8-3</b> | <b>14</b>        | <b>4</b> | <b>10</b> | <b>0.0</b> | <b>0.0</b> | <b>0</b> | <b>0</b> | <b>0</b>      | <b>0</b> | <b>0</b> | <b>0</b> | <b>0</b> | <b>1</b> | <b>0</b> | <b>1</b> | <b>0</b> | <b>0</b> | <b>0</b> | <b>0</b> | <b>0</b> | <b>0</b> | <b>0</b> | <b>0</b> | <b>5-4</b> |       |       |

**2022 GAME-BY-GAME REGULAR-SEASON STATISTICS (PACKERS)**

| DATE               | OPPONENT      | P/S          | TACKLES   |           |           |            |            |          |          | INTERCEPTIONS |                 |          |          |          | O. FUMB  |          |          |          | ST       |          |          |          | MISC     |          | W/L        | SCORE  |       |       |
|--------------------|---------------|--------------|-----------|-----------|-----------|------------|------------|----------|----------|---------------|-----------------|----------|----------|----------|----------|----------|----------|----------|----------|----------|----------|----------|----------|----------|------------|--------|-------|-------|
|                    |               |              | TK        | S         | A         | SK         | YDS        | TFL      | YDS      | QBH           | NO              | YDS      | LG       | TD       | PD       | FF       | FR       | TD       | YDS      | TK       | S        | A        | FF       | FR       |            |        | S     | A     |
| 09/11              | at Vikings    | S            | 3         | 2         | 1         | 0.0        | 0.0        | 0        | 0        | 2             | 0               | 0        | 0        | 0        | 0        | 0        | 0        | 0        | 0        | 0        | 0        | 0        | 0        | 0        | 0          | L      | 7-23  |       |
| 09/18              | Bears         | S            | 5         | 4         | 1         | 0.0        | 0.0        | 0        | 0        | 0             | 0               | 0        | 0        | 0        | 0        | 0        | 0        | 0        | 0        | 0        | 0        | 0        | 0        | 0        | W          | 27-10  |       |       |
| 09/25              | at Buccaneers | S            | 3         | 1         | 2         | 0.0        | 0.0        | 0        | 0        | 0             | 0               | 0        | 0        | 0        | 0        | 0        | 0        | 0        | 0        | 0        | 0        | 0        | 0        | 0        | W          | 14-12  |       |       |
| 10/02              | Patriots      | S            | 5         | 2         | 3         | 0.5        | 3.0        | 0        | 0        | 1             | 0               | 0        | 0        | 0        | 0        | 0        | 0        | 0        | 0        | 0        | 0        | 0        | 0        | 0        | W          | 27-24+ |       |       |
| 10/09              | Giants        | S            | 3         | 2         | 1         | 0.0        | 0.0        | 0        | 0        | 0             | 0               | 0        | 0        | 0        | 0        | 0        | 0        | 0        | 0        | 0        | 0        | 0        | 0        | 0        | L          | 22-27  |       |       |
| 10/16              | Jets          | S            | 2         | 2         | 0         | 0.0        | 0.0        | 0        | 0        | 0             | 0               | 0        | 0        | 0        | 1        | 0        | 0        | 0        | 0        | 0        | 0        | 0        | 0        | 0        | L          | 10-27  |       |       |
| 10/23              | at Commanders | S            | 4         | 1         | 3         | 0.0        | 0.0        | 0        | 0        | 0             | 0               | 0        | 0        | 0        | 0        | 0        | 0        | 0        | 0        | 0        | 0        | 0        | 0        | 0        | L          | 21-23  |       |       |
| 10/30              | at Bills      | S            | 2         | 1         | 1         | 0.0        | 0.0        | 0        | 0        | 0             | 0               | 0        | 0        | 0        | 0        | 0        | 0        | 0        | 0        | 0        | 0        | 0        | 0        | 0        | L          | 17-27  |       |       |
| 11/06              | at Lions      | S            | 3         | 2         | 1         | 0.0        | 0.0        | 1        | 2        | 0             | 0               | 0        | 0        | 0        | 0        | 0        | 0        | 0        | 0        | 0        | 0        | 0        | 0        | 0        | L          | 9-15   |       |       |
| 11/13              | Cowboys       | S            | 4         | 1         | 3         | 0.0        | 0.0        | 0        | 0        | 0             | 0               | 0        | 0        | 0        | 0        | 0        | 0        | 0        | 0        | 0        | 0        | 0        | 0        | 0        | W          | 31-28+ |       |       |
| 11/17              | Titans        | S            | 4         | 2         | 2         | 0.0        | 0.0        | 0        | 0        | 1             | 0               | 0        | 0        | 0        | 0        | 0        | 0        | 0        | 0        | 0        | 0        | 0        | 0        | 0        | L          | 17-27  |       |       |
| 11/27              | at Eagles     | P            | 2         | 1         | 1         | 0.0        | 0.0        | 0        | 0        | 0             | 0               | 0        | 0        | 0        | 0        | 0        | 0        | 0        | 0        | 0        | 0        | 0        | 0        | 0        | L          | 33-40  |       |       |
| 12/04              | at Bears      | P            | 3         | 2         | 1         | 0.0        | 0.0        | 0        | 0        | 1             | 0               | 0        | 0        | 0        | 0        | 0        | 0        | 0        | 0        | 0        | 0        | 0        | 0        | 0        | W          | 28-19  |       |       |
| 12/19              | Rams          | P            | 0         | 0         | 0         | 0.0        | 0.0        | 0        | 0        | 0             | 0               | 0        | 0        | 0        | 0        | 0        | 0        | 0        | 0        | 0        | 0        | 0        | 0        | 0        | W          | 24-12  |       |       |
| 12/25              | at Dolphins   | S            | 0         | 0         | 0         | 0.0        | 0.0        | 0        | 0        | 0             | 0               | 0        | 0        | 0        | 0        | 0        | 0        | 0        | 0        | 0        | 0        | 0        | 0        | 0        | W          | 26-20  |       |       |
| 01/01              | Vikings       |              |           |           |           |            |            |          |          |               | INJURED RESERVE |          |          |          |          |          |          |          |          |          |          |          |          |          |            | W      | 41-17 |       |
| 01/08              | Lions         |              |           |           |           |            |            |          |          |               | INJURED RESERVE |          |          |          |          |          |          |          |          |          |          |          |          |          |            |        | L     | 16-20 |
| <b>2022 TOTALS</b> |               | <b>15-12</b> | <b>43</b> | <b>23</b> | <b>20</b> | <b>0.5</b> | <b>3.0</b> | <b>1</b> | <b>2</b> | <b>5</b>      | <b>0</b>        | <b>0</b> | <b>0</b> | <b>0</b> | <b>1</b> | <b>0</b> | <b>0</b> | <b>0</b> | <b>0</b> | <b>0</b> | <b>0</b> | <b>0</b> | <b>0</b> | <b>0</b> | <b>8-9</b> |        |       |       |

+ - Overtime

**2021 GAME-BY-GAME REGULAR-SEASON STATISTICS (PACKERS)**

| DATE               | OPPONENT      | P/S          | TACKLES   |           |           |            |             |          |           | INTERCEPTIONS |          |          |          |          | O. FUMB  |          |          |          | ST       |          |          |          | MISC     |          | W/L         | SCORE  |
|--------------------|---------------|--------------|-----------|-----------|-----------|------------|-------------|----------|-----------|---------------|----------|----------|----------|----------|----------|----------|----------|----------|----------|----------|----------|----------|----------|----------|-------------|--------|
|                    |               |              | TK        | S         | A         | SK         | YDS         | TFL      | YDS       | QBH           | NO       | YDS      | LG       | TD       | PD       | FF       | FR       | TD       | YDS      | TK       | S        | A        | FF       | FR       |             |        |
| 09/12              | at Saints     | S            | 4         | 3         | 1         | 0.0        | 0.0         | 0        | 0         | 0             | 0        | 0        | 0        | 0        | 0        | 0        | 0        | 0        | 0        | 0        | 0        | 0        | 0        | 0        | L           | 3-38   |
| 09/20              | Lions         | S            | 4         | 0         | 4         | 0.0        | 0.0         | 0        | 0         | 0             | 0        | 0        | 0        | 0        | 0        | 0        | 0        | 0        | 0        | 0        | 0        | 0        | 0        | 0        | W           | 35-17  |
| 09/26              | at 49ers      | S            | 2         | 1         | 1         | 0.0        | 0.0         | 0        | 0         | 1             | 0        | 0        | 0        | 0        | 0        | 0        | 0        | 0        | 0        | 0        | 0        | 0        | 0        | 0        | W           | 30-28  |
| 10/03              | Steelers      | S            | 2         | 2         | 0         | 0.0        | 0.0         | 0        | 0         | 0             | 0        | 0        | 0        | 0        | 0        | 0        | 0        | 0        | 0        | 0        | 0        | 0        | 0        | 0        | W           | 27-17  |
| 10/10              | at Bengals    | S            | 2         | 0         | 2         | 0.5        | 1.0         | 0        | 0         | 1             | 0        | 0        | 0        | 0        | 2        | 0        | 0        | 0        | 0        | 0        | 0        | 0        | 0        | 0        | W           | 25-22+ |
| 10/17              | at Bears      | S            | 5         | 4         | 1         | 1.0        | 10.0        | 1        | 10        | 1             | 0        | 0        | 0        | 0        | 0        | 0        | 0        | 0        | 0        | 0        | 0        | 0        | 0        | 0        | W           | 24-14  |
| 10/24              | Football Team | S            | 5         | 2         | 3         | 0.5        | 5.0         | 0        | 0         | 1             | 0        | 0        | 0        | 0        | 0        | 0        | 1        | 0        | 0        | 0        | 0        | 0        | 0        | 0        | W           | 24-10  |
| 10/28              | at Cardinals  | S            | 3         | 3         | 0         | 1.0        | 10.0        | 1        | 10        | 1             | 0        | 0        | 0        | 0        | 0        | 0        | 0        | 0        | 0        | 0        | 0        | 0        | 0        | 0        | W           | 24-21  |
| 11/07              | at Chiefs     | S            | 1         | 1         | 0         | 0.0        | 0.0         | 0        | 0         | 0             | 0        | 0        | 0        | 0        | 0        | 0        | 0        | 0        | 0        | 0        | 0        | 0        | 0        | 0        | L           | 7-13   |
| 11/14              | Seahawks      | S            | 1         | 1         | 0         | 0.0        | 0.0         | 0        | 0         | 0             | 0        | 0        | 0        | 0        | 0        | 0        | 0        | 0        | 0        | 0        | 0        | 0        | 0        | 0        | W           | 17-0   |
| 11/21              | at Vikings    | S            | 2         | 2         | 0         | 0.0        | 0.0         | 0        | 0         | 0             | 0        | 0        | 0        | 0        | 0        | 0        | 0        | 0        | 0        | 0        | 0        | 0        | 0        | 0        | L           | 31-34  |
| 11/28              | Rams          | S            | 0         | 0         | 0         | 0.0        | 0.0         | 0        | 0         | 1             | 0        | 0        | 0        | 0        | 0        | 0        | 0        | 0        | 0        | 0        | 0        | 0        | 0        | 0        | W           | 36-28  |
| 12/12              | Bears         | S            | 3         | 1         | 2         | 0.0        | 0.0         | 0        | 0         | 1             | 0        | 0        | 0        | 0        | 0        | 0        | 0        | 0        | 0        | 0        | 0        | 0        | 0        | 0        | W           | 45-30  |
| 12/19              | at Ravens     | S            | 1         | 1         | 0         | 0.0        | 0.0         | 0        | 0         | 0             | 0        | 0        | 0        | 0        | 1        | 0        | 0        | 0        | 0        | 0        | 0        | 0        | 0        | 0        | W           | 31-30  |
| 12/25              | Browns        | S            | 2         | 1         | 1         | 1.0        | 8.0         | 1        | 8         | 1             | 0        | 0        | 0        | 0        | 0        | 0        | 0        | 0        | 0        | 0        | 0        | 0        | 0        | 0        | W           | 24-22  |
| 01/02              | Vikings       | S            | 1         | 0         | 1         | 0.0        | 0.0         | 0        | 0         | 0             | 0        | 0        | 0        | 0        | 1        | 0        | 0        | 0        | 0        | 0        | 0        | 0        | 0        | 0        | W           | 37-10  |
| 01/09              | at Lions      | S            | 4         | 2         | 2         | 1.0        | 8.0         | 2        | 12        | 1             | 0        | 0        | 0        | 0        | 0        | 0        | 0        | 0        | 0        | 0        | 0        | 0        | 0        | 0        | L           | 30-37  |
| <b>2021 TOTALS</b> |               | <b>17-17</b> | <b>42</b> | <b>24</b> | <b>18</b> | <b>5.0</b> | <b>42.0</b> | <b>5</b> | <b>40</b> | <b>9</b>      | <b>0</b> | <b>0</b> | <b>0</b> | <b>0</b> | <b>4</b> | <b>0</b> | <b>1</b> | <b>0</b> | <b>0</b> | <b>0</b> | <b>0</b> | <b>0</b> | <b>0</b> | <b>0</b> | <b>13-4</b> |        |

+ - Overtime

**2020 GAME-BY-GAME REGULAR-SEASON STATISTICS (PACKERS)**

| DATE               | OPPONENT         | P/S | TACKLES   |           |           |            |             |          |           | INTERCEPTIONS |          |          |          |          | O. FUMB  |          |          |          | ST       |          |          |          | MISC     |          | SCORE    |          |          |             |
|--------------------|------------------|-----|-----------|-----------|-----------|------------|-------------|----------|-----------|---------------|----------|----------|----------|----------|----------|----------|----------|----------|----------|----------|----------|----------|----------|----------|----------|----------|----------|-------------|
|                    |                  |     | TK        | S         | A         | SK         | YDS         | TFL      | YDS       | QBH           | NO       | YDS      | LG       | TD       | PD       | FF       | FR       | TD       | YDS      | TK       | S        | A        | FF       | FR       |          | S        | A        | W/L         |
| 09/13              | at Vikings       | S   | 0         | 0         | 0         | 0.0        | 0.0         | 0        | 0         | 0             | 0        | 0        | 0        | 0        | 0        | 0        | 0        | 0        | 0        | 0        | 0        | 0        | 0        | 0        | 0        | 0        | W        | 43-34       |
| 09/20              | Lions            | S   | 2         | 1         | 1         | 0.0        | 0.0         | 0        | 0         | 0             | 0        | 0        | 0        | 0        | 0        | 0        | 0        | 0        | 0        | 0        | 0        | 0        | 0        | 0        | 0        | 0        | W        | 42-21       |
| 09/27              | at Saints        | S   | 0         | 0         | 0         | 0.0        | 0.0         | 0        | 0         | 0             | 0        | 0        | 0        | 0        | 0        | 0        | 0        | 0        | 0        | 0        | 0        | 0        | 0        | 0        | 0        | 0        | W        | 37-30       |
| 10/05              | Falcons          | S   | 1         | 0         | 1         | 0.0        | 0.0         | 0        | 0         | 0             | 0        | 0        | 0        | 0        | 0        | 0        | 0        | 0        | 0        | 0        | 0        | 0        | 0        | 0        | 0        | 0        | W        | 30-16       |
| 10/18              | at<br>Buccaneers | S   | 5         | 0         | 5         | 0.0        | 0.0         | 0        | 0         | 0             | 0        | 0        | 0        | 0        | 0        | 0        | 0        | 0        | 0        | 0        | 0        | 0        | 0        | 0        | 0        | 0        | L        | 10-38       |
| 10/25              | at Texans        | S   | 2         | 1         | 1         | 0.0        | 0.0         | 0        | 0         | 0             | 0        | 0        | 0        | 0        | 0        | 0        | 0        | 0        | 0        | 0        | 0        | 0        | 0        | 0        | 0        | 0        | W        | 35-20       |
| 11/01              | Vikings          | S   | 3         | 3         | 0         | 1.0        | 9.0         | 1        | 9         | 1             | 0        | 0        | 0        | 0        | 0        | 0        | 0        | 0        | 0        | 0        | 0        | 0        | 0        | 0        | 0        | 0        | L        | 22-28       |
| 11/05              | at 49ers         | S   | 2         | 2         | 0         | 0.0        | 0.0         | 0        | 0         | 0             | 0        | 0        | 0        | 0        | 0        | 0        | 0        | 0        | 0        | 0        | 0        | 0        | 0        | 0        | 0        | 0        | W        | 34-17       |
| 11/15              | Jaguars          | S   | 0         | 0         | 0         | 0.0        | 0.0         | 0        | 0         | 0             | 0        | 0        | 0        | 0        | 1        | 0        | 0        | 0        | 0        | 0        | 0        | 0        | 0        | 0        | 0        | 0        | W        | 24-20       |
| 11/22              | at Colts         | S   | 1         | 1         | 0         | 0.0        | 0.0         | 0        | 0         | 0             | 0        | 0        | 0        | 0        | 0        | 0        | 0        | 0        | 0        | 0        | 0        | 0        | 0        | 0        | 0        | 0        | L        | 31-34+      |
| 11/29              | Bears            | S   | 1         | 0         | 1         | 0.0        | 0.0         | 0        | 0         | 0             | 0        | 0        | 0        | 0        | 0        | 0        | 0        | 0        | 0        | 0        | 0        | 0        | 0        | 0        | 0        | 0        | W        | 41-25       |
| 12/06              | Eagles           | S   | 6         | 2         | 4         | 1.0        | 0.0         | 0        | 0         | 2             | 0        | 0        | 0        | 0        | 0        | 0        | 0        | 0        | 0        | 0        | 0        | 0        | 0        | 0        | 0        | 0        | W        | 30-16       |
| 12/13              | at Lions         | S   | 4         | 2         | 2         | 1.0        | 10.0        | 1        | 10        | 1             | 0        | 0        | 0        | 0        | 0        | 0        | 0        | 0        | 0        | 0        | 0        | 0        | 0        | 0        | 0        | 0        | W        | 31-24       |
| 12/19              | Panthers         | S   | 1         | 0         | 1         | 0.0        | 0.0         | 0        | 0         | 0             | 0        | 0        | 0        | 0        | 1        | 0        | 0        | 0        | 0        | 0        | 0        | 0        | 0        | 0        | 0        | 0        | W        | 24-16       |
| 12/27              | Titans           | S   | 3         | 0         | 3         | 0.0        | 0.0         | 0        | 0         | 0             | 0        | 0        | 0        | 0        | 0        | 0        | 0        | 0        | 0        | 0        | 0        | 0        | 0        | 0        | 0        | 0        | W        | 40-14       |
| 01/03              | at Bears         | S   | 5         | 2         | 3         | 0.0        | 0.0         | 0        | 0         | 0             | 0        | 0        | 0        | 0        | 0        | 0        | 0        | 0        | 0        | 0        | 0        | 0        | 0        | 0        | 0        | 0        | W        | 35-16       |
| <b>2020 TOTALS</b> | <b>16-16</b>     |     | <b>36</b> | <b>14</b> | <b>22</b> | <b>3.0</b> | <b>19.0</b> | <b>2</b> | <b>19</b> | <b>4</b>      | <b>0</b> | <b>0</b> | <b>0</b> | <b>0</b> | <b>2</b> | <b>0</b> | <b>0</b> | <b>0</b> | <b>0</b> | <b>0</b> | <b>0</b> | <b>0</b> | <b>0</b> | <b>0</b> | <b>0</b> | <b>0</b> | <b>0</b> | <b>13-3</b> |

+ - Overtime

**2019 GAME-BY-GAME REGULAR-SEASON STATISTICS (PACKERS)**

| DATE               | OPPONENT     | P/S | TACKLES   |           |           |            |            |          |          | INTERCEPTIONS |          |          |          |          | O. FUMB  |          |          |          | ST       |          |          |          | MISC     |          | SCORE    |          |             |       |       |
|--------------------|--------------|-----|-----------|-----------|-----------|------------|------------|----------|----------|---------------|----------|----------|----------|----------|----------|----------|----------|----------|----------|----------|----------|----------|----------|----------|----------|----------|-------------|-------|-------|
|                    |              |     | TK        | S         | A         | SK         | YDS        | TFL      | YDS      | QBH           | NO       | YDS      | LG       | TD       | PD       | FF       | FR       | TD       | YDS      | TK       | S        | A        | FF       | FR       |          | S        | A           | W/L   |       |
| 09/05              | at Bears     | S   | 3         | 1         | 2         | 0.0        | 0.0        | 0        | 0        | 1             | 0        | 0        | 0        | 0        | 0        | 0        | 0        | 0        | 0        | 0        | 0        | 0        | 0        | 0        | 0        | 0        | 0           | W     | 10-3  |
| 09/15              | Vikings      | S   | 3         | 2         | 1         | 0.0        | 0.0        | 1        | 2        | 0             | 0        | 0        | 0        | 0        | 1        | 0        | 1        | 0        | 0        | 0        | 0        | 0        | 0        | 0        | 0        | 0        | 0           | W     | 21-16 |
| 09/22              | Broncos      | S   | 6         | 4         | 2         | 0.0        | 0.0        | 0        | 0        | 0             | 0        | 0        | 0        | 0        | 0        | 0        | 0        | 0        | 0        | 0        | 0        | 0        | 0        | 0        | 0        | 0        | 0           | W     | 27-16 |
| 09/26              | Eagles       | S   | 4         | 2         | 2         | 0.0        | 0.0        | 0        | 0        | 0             | 0        | 0        | 0        | 0        | 0        | 0        | 0        | 0        | 0        | 0        | 0        | 0        | 0        | 0        | 0        | 0        | L           | 27-34 |       |
| 10/06              | at Cowboys   | S   | 1         | 0         | 1         | 0.0        | 0.0        | 0        | 0        | 0             | 0        | 0        | 0        | 0        | 0        | 0        | 0        | 0        | 0        | 0        | 0        | 0        | 0        | 0        | 0        | 0        | W           | 34-24 |       |
| 10/14              | Lions        | S   | 4         | 3         | 1         | 0.0        | 0.0        | 0        | 0        | 0             | 0        | 0        | 0        | 0        | 0        | 0        | 0        | 0        | 0        | 0        | 0        | 0        | 0        | 0        | 0        | 0        | W           | 23-22 |       |
| 10/20              | Raiders      | S   | 2         | 0         | 2         | 0.0        | 0.0        | 0        | 0        | 0             | 0        | 0        | 0        | 0        | 0        | 0        | 0        | 0        | 0        | 0        | 0        | 0        | 0        | 0        | 0        | 0        | W           | 42-24 |       |
| 10/27              | at Chiefs    | S   | 2         | 0         | 2         | 0.0        | 0.0        | 0        | 0        | 1             | 0        | 0        | 0        | 0        | 0        | 0        | 0        | 0        | 0        | 0        | 0        | 0        | 0        | 0        | 0        | 0        | W           | 31-24 |       |
| 11/03              | at Chargers  | S   | 0         | 0         | 0         | 0.0        | 0.0        | 0        | 0        | 0             | 0        | 0        | 0        | 0        | 0        | 0        | 0        | 0        | 0        | 0        | 0        | 0        | 0        | 0        | 0        | 0        | L           | 11-26 |       |
| 11/10              | Panthers     | S   | 3         | 1         | 2         | 0.0        | 0.0        | 0        | 0        | 0             | 0        | 0        | 0        | 0        | 0        | 0        | 0        | 0        | 0        | 0        | 0        | 0        | 0        | 0        | 0        | 0        | W           | 24-16 |       |
| 11/24              | at 49ers     | S   | 3         | 1         | 2         | 0.0        | 0.0        | 0        | 0        | 0             | 0        | 0        | 0        | 0        | 0        | 0        | 0        | 0        | 0        | 0        | 0        | 0        | 0        | 0        | 0        | 0        | L           | 8-37  |       |
| 12/01              | at Giants    | S   | 6         | 3         | 3         | 0.0        | 0.0        | 1        | 0        | 0             | 0        | 0        | 0        | 0        | 0        | 0        | 0        | 0        | 0        | 0        | 0        | 0        | 0        | 0        | 0        | 0        | W           | 31-13 |       |
| 12/08              | Redskins     | S   | 3         | 2         | 1         | 0.0        | 0.0        | 0        | 0        | 0             | 0        | 0        | 0        | 0        | 0        | 0        | 0        | 0        | 0        | 0        | 0        | 0        | 0        | 0        | 0        | 0        | W           | 20-15 |       |
| 12/15              | Bears        | S   | 0         | 0         | 0         | 0.0        | 0.0        | 0        | 0        | 0             | 1        | 7        | 7        | 0        | 1        | 0        | 0        | 0        | 0        | 0        | 0        | 0        | 0        | 0        | 0        | 0        | W           | 21-13 |       |
| 12/23              | at Vikings   | S   | 5         | 2         | 3         | 0.0        | 0.0        | 0        | 0        | 0             | 0        | 0        | 0        | 0        | 1        | 0        | 0        | 0        | 0        | 0        | 0        | 0        | 0        | 0        | 0        | 0        | W           | 23-10 |       |
| 12/29              | at Lions     | S   | 2         | 2         | 0         | 0.0        | 0.0        | 0        | 0        | 0             | 0        | 0        | 0        | 0        | 0        | 0        | 0        | 0        | 0        | 0        | 0        | 0        | 0        | 0        | 0        | 0        | W           | 23-20 |       |
| <b>2019 TOTALS</b> | <b>16-16</b> |     | <b>47</b> | <b>23</b> | <b>24</b> | <b>0.0</b> | <b>0.0</b> | <b>2</b> | <b>2</b> | <b>2</b>      | <b>1</b> | <b>7</b> | <b>7</b> | <b>0</b> | <b>3</b> | <b>0</b> | <b>1</b> | <b>0</b> | <b>0</b> | <b>0</b> | <b>0</b> | <b>0</b> | <b>0</b> | <b>0</b> | <b>0</b> | <b>0</b> | <b>13-3</b> |       |       |



**2018 GAME-BY-GAME REGULAR-SEASON STATISTICS (PACKERS)**

| DATE               | OPPONENT    | P/S | TACKLES   |           |           |            |             |          | INTERCEPTIONS |          |          |          |          | O. FUMB  |          |          |          | ST       |          |          |          | MISC     |          | W/L      | SCORE    |              |        |       |
|--------------------|-------------|-----|-----------|-----------|-----------|------------|-------------|----------|---------------|----------|----------|----------|----------|----------|----------|----------|----------|----------|----------|----------|----------|----------|----------|----------|----------|--------------|--------|-------|
|                    |             |     | TK        | S         | A         | SK         | YDS         | TFL      | YDS           | QBH      | NO       | YDS      | LG       | TD       | PD       | FF       | FR       | TD       | YDS      | TK       | S        | A        | FF       |          |          | FR           | S      | A     |
| 09/09              | Bears       | P   | 1         | 1         | 0         | 0.0        | 0.0         | 1        | 3             | 0        | 0        | 0        | 0        | 0        | 0        | 0        | 0        | 0        | 0        | 0        | 0        | 0        | 0        | 0        | 0        | 0            | W      | 24-23 |
| 09/16              | Vikings     | P   | 2         | 2         | 0         | 0.0        | 0.0         | 0        | 0             | 0        | 0        | 0        | 0        | 0        | 0        | 0        | 0        | 0        | 0        | 0        | 0        | 0        | 0        | 0        | 0        | T            | 29-29  |       |
| 09/23              | at Redskins | P   | 2         | 0         | 2         | 0.0        | 0.0         | 0        | 0             | 0        | 0        | 0        | 0        | 0        | 0        | 0        | 0        | 0        | 0        | 0        | 0        | 0        | 0        | 0        | 0        | L            | 17-31  |       |
| 09/30              | Bills       | S   | 3         | 1         | 2         | 0.0        | 0.0         | 0        | 0             | 0        | 0        | 0        | 0        | 0        | 0        | 0        | 0        | 0        | 0        | 0        | 0        | 0        | 0        | 0        | 0        | W            | 22-0   |       |
| 10/07              | at Lions    | P   | 3         | 3         | 0         | 0.0        | 0.0         | 0        | 0             | 0        | 0        | 0        | 0        | 0        | 0        | 0        | 0        | 0        | 0        | 0        | 0        | 0        | 0        | 0        | 0        | L            | 23-31  |       |
| 10/15              | 49ers       | S   | 2         | 0         | 2         | 0.0        | 0.0         | 0        | 0             | 0        | 0        | 0        | 0        | 0        | 0        | 0        | 0        | 0        | 0        | 0        | 0        | 0        | 0        | 0        | 0        | W            | 33-30  |       |
| 10/28              | at Rams     | P   | 2         | 2         | 0         | 0.0        | 0.0         | 0        | 0             | 0        | 0        | 0        | 0        | 0        | 0        | 0        | 0        | 0        | 0        | 0        | 0        | 0        | 0        | 0        | 0        | L            | 27-29  |       |
| 11/04              | at Patriots | P   | 2         | 2         | 0         | 0.0        | 0.0         | 0        | 0             | 0        | 0        | 0        | 0        | 0        | 0        | 0        | 0        | 0        | 0        | 0        | 0        | 0        | 0        | 0        | 0        | L            | 17-31  |       |
| 11/11              | Dolphins    | P   | 6         | 5         | 1         | 1.0        | 7.0         | 1        | 7             | 1        | 0        | 0        | 0        | 0        | 0        | 0        | 0        | 0        | 0        | 0        | 0        | 0        | 0        | 0        | 0        | W            | 31-12  |       |
| 11/15              | at Seahawks | P   | 2         | 1         | 1         | 0.0        | 0.0         | 0        | 0             | 0        | 0        | 0        | 0        | 0        | 0        | 0        | 0        | 0        | 0        | 0        | 0        | 0        | 0        | 0        | 0        | L            | 24-27  |       |
| 11/25              | at Vikings  | S   | 3         | 2         | 1         | 1.0        | 8.0         | 2        | 9             | 2        | 0        | 0        | 0        | 0        | 0        | 0        | 0        | 0        | 0        | 0        | 0        | 0        | 0        | 0        | 0        | L            | 17-24  |       |
| 12/02              | Cardinals   | S   | 2         | 2         | 0         | 1.0        | 8.0         | 1        | 8             | 1        | 0        | 0        | 0        | 0        | 1        | 0        | 0        | 0        | 0        | 0        | 0        | 0        | 0        | 0        | 0        | L            | 17-20  |       |
| 12/09              | Falcons     | S   | 3         | 2         | 1         | 0.0        | 0.0         | 0        | 0             | 1        | 0        | 0        | 0        | 0        | 0        | 0        | 0        | 0        | 0        | 0        | 0        | 0        | 0        | 0        | 0        | W            | 34-20  |       |
| 12/16              | at Bears    | S   | 3         | 3         | 0         | 0.0        | 0.0         | 0        | 0             | 0        | 0        | 0        | 0        | 0        | 0        | 1        | 1        | 0        | 0        | 0        | 0        | 0        | 0        | 0        | 0        | L            | 17-24  |       |
| 12/23              | at Jets     | S   | 4         | 1         | 3         | 0.0        | 0.0         | 0        | 0             | 0        | 0        | 0        | 0        | 0        | 0        | 0        | 0        | 0        | 0        | 0        | 0        | 0        | 0        | 0        | 0        | W            | 44-38+ |       |
| 12/30              | Lions       | S   | 4         | 4         | 0         | 0.0        | 0.0         | 0        | 0             | 0        | 0        | 0        | 0        | 0        | 2        | 0        | 0        | 0        | 0        | 0        | 0        | 0        | 0        | 0        | 0        | L            | 0-31   |       |
| <b>2018 TOTALS</b> | <b>16-8</b> |     | <b>44</b> | <b>31</b> | <b>13</b> | <b>3.0</b> | <b>23.0</b> | <b>5</b> | <b>27</b>     | <b>5</b> | <b>0</b> | <b>0</b> | <b>0</b> | <b>0</b> | <b>3</b> | <b>1</b> | <b>1</b> | <b>0</b> | <b>0</b> | <b>0</b> | <b>0</b> | <b>0</b> | <b>0</b> | <b>0</b> | <b>0</b> | <b>6-9-1</b> |        |       |

+ - Overtime

**2017 GAME-BY-GAME REGULAR-SEASON STATISTICS (PACKERS)**

| DATE               | OPPONENT     | P/S | TACKLES   |           |           |            |             |          | INTERCEPTIONS |          |          |          |          | O. FUMB  |          |          |          | ST       |           |          |          | MISC     |          | W/L      | SCORE    |            |        |
|--------------------|--------------|-----|-----------|-----------|-----------|------------|-------------|----------|---------------|----------|----------|----------|----------|----------|----------|----------|----------|----------|-----------|----------|----------|----------|----------|----------|----------|------------|--------|
|                    |              |     | TK        | S         | A         | SK         | YDS         | TFL      | YDS           | QBH      | NO       | YDS      | LG       | TD       | PD       | FF       | FR       | TD       | YDS       | TK       | S        | A        | FF       |          |          | FR         | S      |
| 09/10              | Seahawks     | S   | 0         | 0         | 0         | 0.0        | 0.0         | 0        | 0             | 0        | 0        | 0        | 0        | 0        | 0        | 0        | 0        | 0        | 0         | 0        | 0        | 0        | 0        | 0        | 0        | W          | 17-9   |
| 09/17              | at Falcons   | P   | 2         | 2         | 0         | 0.0        | 0.0         | 0        | 0             | 0        | 0        | 0        | 0        | 0        | 0        | 0        | 0        | 0        | 0         | 0        | 0        | 0        | 0        | 0        | 0        | L          | 23-34  |
| 09/24              | Bengals      | S   | 2         | 2         | 0         | 0.0        | 0.0         | 1        | 1             | 0        | 0        | 0        | 0        | 0        | 0        | 0        | 0        | 0        | 0         | 0        | 0        | 0        | 0        | 0        | 0        | W          | 27-24+ |
| 09/28              | Bears        | S   | 1         | 0         | 1         | 0.0        | 0.0         | 0        | 0             | 0        | 0        | 0        | 0        | 0        | 0        | 0        | 0        | 0        | 0         | 0        | 0        | 0        | 0        | 0        | 0        | W          | 35-14  |
| 10/08              | at Cowboys   | S   | 1         | 1         | 0         | 0.0        | 0.0         | 0        | 0             | 1        | 0        | 0        | 0        | 0        | 0        | 0        | 0        | 0        | 0         | 0        | 0        | 0        | 0        | 0        | 0        | W          | 35-31  |
| 10/15              | at Vikings   | S   | 2         | 0         | 2         | 0.0        | 0.0         | 0        | 0             | 0        | 0        | 0        | 0        | 0        | 0        | 0        | 0        | 0        | 0         | 0        | 0        | 0        | 0        | 0        | 0        | L          | 10-23  |
| 10/22              | Saints       | S   | 1         | 1         | 0         | 0.0        | 0.0         | 1        | 2             | 0        | 0        | 0        | 0        | 0        | 0        | 0        | 0        | 0        | 0         | 0        | 0        | 0        | 0        | 0        | 0        | L          | 17-26  |
| 11/06              | Lions        | P   | 2         | 1         | 1         | 0.5        | 4.0         | 1        | 2             | 1        | 0        | 0        | 0        | 0        | 0        | 0        | 0        | 0        | 0         | 0        | 0        | 0        | 0        | 0        | 0        | L          | 17-30  |
| 11/12              | at Bears     | S   | 1         | 1         | 0         | 0.0        | 0.0         | 0        | 0             | 0        | 0        | 0        | 0        | 0        | 0        | 0        | 0        | 0        | 0         | 0        | 0        | 0        | 0        | 0        | 0        | W          | 23-16  |
| 11/19              | Ravens       | S   | 4         | 2         | 2         | 0.5        | 3.0         | 0        | 0             | 1        | 0        | 0        | 0        | 0        | 0        | 0        | 0        | 0        | 0         | 0        | 0        | 0        | 0        | 0        | 0        | L          | 0-23   |
| 11/26              | at Steelers  | S   | 1         | 0         | 1         | 0.0        | 0.0         | 0        | 0             | 0        | 0        | 0        | 0        | 0        | 0        | 0        | 0        | 0        | 0         | 0        | 0        | 0        | 0        | 0        | 0        | L          | 28-31  |
| 12/03              | Buccaneers   | S   | 4         | 3         | 1         | 1.0        | 14.0        | 2        | 23            | 1        | 0        | 0        | 0        | 0        | 0        | 0        | 1        | 1        | 62        | 0        | 0        | 0        | 0        | 0        | 0        | W          | 26-20+ |
| 12/10              | at Browns    | S   | 4         | 1         | 3         | 0.0        | 0.0         | 0        | 0             | 0        | 0        | 0        | 0        | 0        | 0        | 0        | 0        | 0        | 0         | 0        | 0        | 0        | 0        | 0        | 0        | W          | 27-21+ |
| 12/17              | at Panthers  | P   | 3         | 1         | 2         | 0.0        | 0.0         | 0        | 0             | 0        | 0        | 0        | 0        | 0        | 1        | 0        | 0        | 0        | 0         | 0        | 0        | 0        | 0        | 0        | 0        | L          | 24-31  |
| 12/23              | Vikings      | P   | 2         | 2         | 0         | 0.0        | 0.0         | 0        | 0             | 1        | 0        | 0        | 0        | 0        | 1        | 0        | 0        | 0        | 0         | 0        | 0        | 0        | 0        | 0        | 0        | L          | 0-16   |
| 12/31              | at Lions     | P   | 2         | 1         | 1         | 0.0        | 0.0         | 0        | 0             | 0        | 0        | 0        | 0        | 0        | 0        | 0        | 0        | 0        | 0         | 0        | 0        | 0        | 0        | 0        | 0        | L          | 11-35  |
| <b>2017 TOTALS</b> | <b>16-11</b> |     | <b>32</b> | <b>18</b> | <b>14</b> | <b>2.0</b> | <b>21.0</b> | <b>5</b> | <b>28</b>     | <b>5</b> | <b>0</b> | <b>0</b> | <b>0</b> | <b>0</b> | <b>2</b> | <b>0</b> | <b>1</b> | <b>1</b> | <b>62</b> | <b>0</b> | <b>0</b> | <b>0</b> | <b>0</b> | <b>0</b> | <b>0</b> | <b>7-9</b> |        |

+ - Overtime

### 2016 GAME-BY-GAME REGULAR-SEASON STATISTICS (PACKERS)

| DATE               | OPPONENT    | P/S         | TACKLES                   |          |          |            |             |          |           | INTERCEPTIONS |          |          |          |          | O. FUMB  |          |          |          | ST       |          |          |          | MISC     |          | SCORE    |          |             |       |       |
|--------------------|-------------|-------------|---------------------------|----------|----------|------------|-------------|----------|-----------|---------------|----------|----------|----------|----------|----------|----------|----------|----------|----------|----------|----------|----------|----------|----------|----------|----------|-------------|-------|-------|
|                    |             |             | TK                        | S        | A        | SK         | YDS         | TFL      | YDS       | QBH           | NO       | YDS      | LG       | TD       | PD       | FF       | FR       | TD       | YDS      | TK       | S        | A        | FF       | FR       |          | S        | A           | W/L   |       |
| 09/11              | at Jaguars  | P           | 1                         | 1        | 0        | 0.0        | 0.0         | 0        | 0         | 0             | 0        | 0        | 0        | 0        | 0        | 0        | 0        | 0        | 0        | 0        | 0        | 0        | 0        | 0        | 0        | 0        | 0           | W     | 27-23 |
| 09/18              | at Vikings  | P           | 0                         | 0        | 0        | 0.0        | 0.0         | 0        | 0         | 0             | 0        | 0        | 0        | 0        | 0        | 0        | 0        | 0        | 0        | 0        | 0        | 0        | 0        | 0        | 0        | 0        | L           | 14-17 |       |
| 09/25              | Lions       | P           | 2                         | 2        | 0        | 0.0        | 0.0         | 1        | 1         | 0             | 0        | 0        | 0        | 0        | 0        | 0        | 0        | 0        | 0        | 0        | 0        | 0        | 0        | 0        | 0        | 0        | W           | 34-27 |       |
| 10/09              | Giants      | P           | 0                         | 0        | 0        | 0.0        | 0.0         | 0        | 0         | 0             | 0        | 0        | 0        | 0        | 0        | 0        | 0        | 0        | 0        | 0        | 0        | 0        | 0        | 0        | 0        | 0        | W           | 23-16 |       |
| 10/16              | Cowboys     | P           | 0                         | 0        | 0        | 0.0        | 0.0         | 0        | 0         | 0             | 0        | 0        | 0        | 0        | 0        | 0        | 0        | 0        | 0        | 0        | 0        | 0        | 0        | 0        | 0        | 0        | L           | 16-30 |       |
| 10/20              | Bears       | P           | 0                         | 0        | 0        | 0.0        | 0.0         | 0        | 0         | 0             | 0        | 0        | 0        | 0        | 0        | 0        | 0        | 0        | 0        | 0        | 0        | 0        | 0        | 0        | 0        | 0        | W           | 26-10 |       |
| 10/30              | at Falcons  | P           | 0                         | 0        | 0        | 0.0        | 0.0         | 0        | 0         | 0             | 0        | 0        | 0        | 0        | 0        | 0        | 0        | 0        | 0        | 0        | 0        | 0        | 0        | 0        | 0        | 0        | L           | 32-33 |       |
| 11/06              | Colts       | P           | 0                         | 0        | 0        | 0.0        | 0.0         | 0        | 0         | 0             | 0        | 0        | 0        | 0        | 0        | 0        | 0        | 0        | 0        | 0        | 0        | 0        | 0        | 0        | 0        | 0        | L           | 26-31 |       |
| 11/13              | at Titans   | P           | 0                         | 0        | 0        | 0.0        | 0.0         | 0        | 0         | 0             | 0        | 0        | 0        | 0        | 0        | 0        | 0        | 0        | 0        | 0        | 0        | 0        | 0        | 0        | 0        | 0        | L           | 25-47 |       |
| 11/20              | at Redskins | P           | 0                         | 0        | 0        | 0.0        | 0.0         | 0        | 0         | 0             | 0        | 0        | 0        | 0        | 0        | 0        | 0        | 0        | 0        | 0        | 0        | 0        | 0        | 0        | 0        | 0        | L           | 24-42 |       |
| 11/28              | at Eagles   |             | DID NOT PLAY (NON-INJURY) |          |          |            |             |          |           |               |          |          |          |          |          |          |          |          |          |          |          |          |          |          | W        | 27-13    |             |       |       |
| 12/04              | Texans      | P           | 1                         | 1        | 0        | 1.0        | 8.0         | 1        | 8         | 1             | 0        | 0        | 0        | 0        | 1        | 0        | 0        | 0        | 0        | 0        | 0        | 0        | 0        | 0        | 0        | 0        | W           | 21-13 |       |
| 12/11              | Seahawks    | P           | 2                         | 2        | 0        | 1.0        | 11.0        | 1        | 11        | 1             | 0        | 0        | 0        | 0        | 0        | 0        | 0        | 0        | 0        | 0        | 0        | 0        | 0        | 0        | 0        | 0        | W           | 38-10 |       |
| 12/18              | at Bears    | P           | 0                         | 0        | 0        | 0.0        | 0.0         | 0        | 0         | 0             | 0        | 0        | 0        | 0        | 0        | 0        | 0        | 0        | 0        | 0        | 0        | 0        | 0        | 0        | 0        | 0        | W           | 30-27 |       |
| 12/24              | Vikings     | P           | 0                         | 0        | 0        | 0.0        | 0.0         | 0        | 0         | 0             | 0        | 0        | 0        | 0        | 0        | 0        | 0        | 0        | 0        | 0        | 0        | 0        | 0        | 0        | 0        | 0        | W           | 38-25 |       |
| 01/01              | at Lions    | P           | 2                         | 0        | 2        | 0.0        | 0.0         | 0        | 0         | 0             | 0        | 0        | 0        | 0        | 0        | 0        | 0        | 0        | 0        | 0        | 0        | 0        | 0        | 0        | 0        | 0        | W           | 31-24 |       |
| <b>2016 TOTALS</b> |             | <b>15-0</b> | <b>8</b>                  | <b>6</b> | <b>2</b> | <b>2.0</b> | <b>19.0</b> | <b>3</b> | <b>20</b> | <b>2</b>      | <b>0</b> | <b>0</b> | <b>0</b> | <b>0</b> | <b>1</b> | <b>0</b> | <b>0</b> | <b>0</b> | <b>0</b> | <b>0</b> | <b>0</b> | <b>0</b> | <b>0</b> | <b>0</b> | <b>0</b> | <b>0</b> | <b>10-6</b> |       |       |

### 2021 GAME-BY-GAME POSTSEASON STATISTICS (PACKERS)

| DATE               | OPPONENT | P/S        | TACKLES  |          |          |            |            |          |          | INTERCEPTIONS |          |          |          |          | O. FUMB  |          |          |          | ST       |          |          |          | MISC     |          | SCORE    |          |            |       |
|--------------------|----------|------------|----------|----------|----------|------------|------------|----------|----------|---------------|----------|----------|----------|----------|----------|----------|----------|----------|----------|----------|----------|----------|----------|----------|----------|----------|------------|-------|
|                    |          |            | TK       | S        | A        | SK         | YDS        | TFL      | YDS      | QBH           | NO       | YDS      | LG       | TD       | PD       | FF       | FR       | TD       | YDS      | TK       | S        | A        | FF       | FR       |          | S        | A          | W/L   |
| 01/22              | 49ers    | S          | 4        | 1        | 3        | 0.0        | 0.0        | 0        | 0        | 0             | 0        | 0        | 0        | 0        | 1        | 0        | 0        | 0        | 0        | 0        | 0        | 0        | 0        | 0        | 0        | 0        | L          | 10-13 |
| <b>2021 TOTALS</b> |          | <b>1-1</b> | <b>4</b> | <b>1</b> | <b>3</b> | <b>0.0</b> | <b>0.0</b> | <b>0</b> | <b>0</b> | <b>0</b>      | <b>0</b> | <b>0</b> | <b>0</b> | <b>0</b> | <b>1</b> | <b>0</b> | <b>0</b> | <b>0</b> | <b>0</b> | <b>0</b> | <b>0</b> | <b>0</b> | <b>0</b> | <b>0</b> | <b>0</b> | <b>0</b> | <b>0-1</b> |       |

### 2020 GAME-BY-GAME POSTSEASON STATISTICS (PACKERS)

| DATE               | OPPONENT   | P/S        | TACKLES  |          |          |            |            |          |          | INTERCEPTIONS |          |          |          |          | O. FUMB  |          |          |          | ST       |          |          |          | MISC     |          | SCORE    |          |            |       |
|--------------------|------------|------------|----------|----------|----------|------------|------------|----------|----------|---------------|----------|----------|----------|----------|----------|----------|----------|----------|----------|----------|----------|----------|----------|----------|----------|----------|------------|-------|
|                    |            |            | TK       | S        | A        | SK         | YDS        | TFL      | YDS      | QBH           | NO       | YDS      | LG       | TD       | PD       | FF       | FR       | TD       | YDS      | TK       | S        | A        | FF       | FR       |          | S        | A          | W/L   |
| 01/16              | Rams       | S          | 2        | 1        | 1        | 0.0        | 0.0        | 0        | 0        | 0             | 0        | 0        | 0        | 0        | 0        | 0        | 0        | 0        | 0        | 0        | 0        | 0        | 0        | 0        | 0        | 0        | W          | 32-18 |
| 01/24              | Buccaneers | S          | 5        | 2        | 3        | 0.0        | 0.0        | 0        | 0        | 0             | 0        | 0        | 0        | 0        | 0        | 0        | 0        | 0        | 0        | 0        | 0        | 0        | 0        | 0        | 0        | 0        | L          | 26-31 |
| <b>2020 TOTALS</b> |            | <b>2-2</b> | <b>7</b> | <b>3</b> | <b>4</b> | <b>0.0</b> | <b>0.0</b> | <b>0</b> | <b>0</b> | <b>0</b>      | <b>0</b> | <b>0</b> | <b>0</b> | <b>0</b> | <b>0</b> | <b>0</b> | <b>0</b> | <b>0</b> | <b>0</b> | <b>0</b> | <b>0</b> | <b>0</b> | <b>0</b> | <b>0</b> | <b>0</b> | <b>0</b> | <b>1-1</b> |       |

### 2019 GAME-BY-GAME POSTSEASON STATISTICS (PACKERS)

| DATE               | OPPONENT | P/S        | TACKLES  |          |          |            |            |          |          | INTERCEPTIONS |          |          |          |          | O. FUMB  |          |          |          | ST       |          |          |          | MISC     |          | SCORE    |          |            |       |
|--------------------|----------|------------|----------|----------|----------|------------|------------|----------|----------|---------------|----------|----------|----------|----------|----------|----------|----------|----------|----------|----------|----------|----------|----------|----------|----------|----------|------------|-------|
|                    |          |            | TK       | S        | A        | SK         | YDS        | TFL      | YDS      | QBH           | NO       | YDS      | LG       | TD       | PD       | FF       | FR       | TD       | YDS      | TK       | S        | A        | FF       | FR       |          | S        | A          | W/L   |
| 01/12              | Seahawks | S          | 2        | 1        | 1        | 0.0        | 0.0        | 0        | 0        | 0             | 0        | 0        | 0        | 0        | 0        | 0        | 0        | 0        | 0        | 0        | 0        | 0        | 0        | 0        | 0        | 0        | W          | 28-23 |
| 01/19              | at 49ers | S          | 1        | 1        | 0        | 0.0        | 0.0        | 0        | 0        | 0             | 0        | 0        | 0        | 0        | 0        | 0        | 0        | 0        | 0        | 0        | 0        | 0        | 0        | 0        | 0        | 0        | L          | 20-37 |
| <b>2019 TOTALS</b> |          | <b>2-2</b> | <b>3</b> | <b>2</b> | <b>1</b> | <b>0.0</b> | <b>0.0</b> | <b>0</b> | <b>0</b> | <b>0</b>      | <b>0</b> | <b>0</b> | <b>0</b> | <b>0</b> | <b>0</b> | <b>0</b> | <b>0</b> | <b>0</b> | <b>0</b> | <b>0</b> | <b>0</b> | <b>0</b> | <b>0</b> | <b>0</b> | <b>0</b> | <b>0</b> | <b>1-1</b> |       |

### 2016 GAME-BY-GAME POSTSEASON STATISTICS (PACKERS)

| DATE               | OPPONENT   | P/S        | TACKLES  |          |          |            |            |          |          | INTERCEPTIONS |          |          |          |          | O. FUMB  |          |          |          | ST       |          |          |          | MISC     |          | SCORE    |          |            |       |
|--------------------|------------|------------|----------|----------|----------|------------|------------|----------|----------|---------------|----------|----------|----------|----------|----------|----------|----------|----------|----------|----------|----------|----------|----------|----------|----------|----------|------------|-------|
|                    |            |            | TK       | S        | A        | SK         | YDS        | TFL      | YDS      | QBH           | NO       | YDS      | LG       | TD       | PD       | FF       | FR       | TD       | YDS      | TK       | S        | A        | FF       | FR       |          | S        | A          | W/L   |
| 01/08              | Giants     | P          | 0        | 0        | 0        | 0.0        | 0.0        | 0        | 0        | 0             | 0        | 0        | 0        | 0        | 0        | 0        | 0        | 0        | 0        | 0        | 0        | 0        | 0        | 0        | 0        | 0        | W          | 38-13 |
| 01/15              | at Cowboys | P          | 0        | 0        | 0        | 0.0        | 0.0        | 0        | 0        | 0             | 0        | 0        | 0        | 0        | 0        | 0        | 0        | 0        | 0        | 0        | 0        | 0        | 0        | 0        | 0        | 0        | W          | 34-31 |
| 01/22              | at Falcons | P          | 1        | 1        | 0        | 0.0        | 0.0        | 0        | 0        | 0             | 0        | 0        | 0        | 0        | 0        | 0        | 0        | 0        | 0        | 0        | 0        | 0        | 0        | 0        | 0        | 0        | L          | 21-44 |
| <b>2016 TOTALS</b> |            | <b>3-0</b> | <b>1</b> | <b>1</b> | <b>0</b> | <b>0.0</b> | <b>0.0</b> | <b>0</b> | <b>0</b> | <b>0</b>      | <b>0</b> | <b>0</b> | <b>0</b> | <b>0</b> | <b>0</b> | <b>0</b> | <b>0</b> | <b>0</b> | <b>0</b> | <b>0</b> | <b>0</b> | <b>0</b> | <b>0</b> | <b>0</b> | <b>0</b> | <b>0</b> | <b>2-1</b> |       |



# ALEXANDER MATTISON



## 2

### RUNNING BACK

**Ht:** 5-11

**DOB:** 6-19-98

**Vikings Season:** 5

**Acquired:** D3 '19

**Wt:** 215

**College:** Boise State

**NFL Season:** 5

**2023 GP/GS**

9/9

**CAREER GP/GS**

68/15

**PLAYOFF GP/GS**

3/0

#### KEY TRANSACTIONS

- Drafted in the third round (102nd overall) by Minnesota in 2019.

#### OFF THE FIELD

- Has two older twin brothers, Lamarr and Darrell Jr.
- Father, Darrell, and grandfather, James Mattison, served in the Air Force and uncle, Lawrence Mattison, served in the Army.
- Participated in The Power to Change movement.
- Was featured as a speaker at the Integrated New Families Opportunity graduation at Ecclesia Christian Center in 2015.
- Active in Make-A-Wish programs at Boise State.
- Teammates with Vikings G Ezra Cleveland, who was drafted in the second round in 2020, at Boise State.
- Provided backpacks, school supplies and haircuts to over 200 local underserved students through his I AM GIFTED Foundation and Polaris at the Noble Center Salvation Army, Aug. 30, 2023.
- Named the NFLPA Week 1 Community MVP in 2023.

#### CAREER NOTES

- Made four starts in 2021 in place of RB Dalvin Cook. Notched career highs in rushing yards (491), rushing attempts (134) and rushing touchdowns (three).
- Pick No. 102 is the same as Kirk Cousins (Washington, 2012).
- The first Boise State Bronco to be drafted by the Vikings.
- The lone Bronco drafted in 2019, joins a list of recent RBs from the school selected that includes Jay Ajayi (2015, 5th round) and Doug Martin (2012, 1st round).
- Entered the NFL Draft following his junior season at Boise State, ranking 10th in Broncos history with 2,829 rushing yards.

#### 2023 | MINNESOTA VIKINGS

- Has a career-high nine starts in 2023.
- Caught a career-long 47-yard pass at Atlanta (11/5) and also hauled in a two-yard pass for a touchdown.
- Totaled 95 rushing yards on 17 attempts at Carolina (10/1) in Week 4, making him and Miami RB De'Von Achane the only two RBs in the NFL to have at least 90 rushing yards over the last two weeks.
- Rushed for 93 yards on 20 carries against the Chargers (9/24) in Week 3, adding 32 receiving yards on five catches.
- Carried the ball 11 times for 34 yards, adding 10 yards and a receiving touchdown on three catches. His touchdown reception in the fourth quarter marked the fourth of his career.

#### 2022 | MINNESOTA VIKINGS

- Tallied his first career multi-rushing touchdown game at Chicago in Week 18 and set a new single-season high of five rushing touchdowns (1/8/23).
- Recorded a 14-yard rushing touchdown, marking his third on the season and the ninth of his career (12/4).
- Tallied his eighth career rushing touchdown and second of the season (10/30).
- Appeared in his first matchup against the Saints and caught a 15-yard touchdown pass from Cousins on the first drive of the game, which marked his third career receiving TD and 10th TD overall (10/2).
- Notched his first touchdown of the season, a 6-yard touchdown run, against Detroit (9/25).

- Had 20 carries for 90 yards, including a 16-yard rush against Green Bay (9/11).

## 2021 | MINNESOTA VIKINGS

- Appeared in 16 games, making four starts. Finished the season with career highs in rushing yards (491), rushing attempts (134) and rushing touchdowns (3).
- Made his fourth start of the season and rushed for his third touchdown of the season, a new single-season career high (12/26).
- Activated from Reserve/COVID-19 prior to Week 16.
- Placed on Reserve/COVID-19 prior to Week 15 at Chicago.
- Had six carries for 27 rushing yards against Pittsburgh (12/9).
- Started his third game of the season and rushed for his second touchdown of the season and fifth in his career (12/5).
- Tallied his first rushing touchdown on the season and fourth of his career (11/28).
- Rushed for a career-high 113 yards and now has three games with 100+ rushing yards. Also created a career-long 48-yard run over the Lions (10/10).
- Recorded his first receiving touchdown of the season against Detroit (10/10).
- Matched his single-game career high of 112 rushing yards in a single game against Seattle, his longest rush for 24 yards (9/26).
- Reached a single-game career high of 59 receiving yards, his longest reception for 23 yards vs. Seattle (9/26).
- Recorded a single-game career high of 6 receptions against Seattle on 9/26.
- Recorded three rushing attempts for 11 yards and one catch for 17 yards in Week 2 at Arizona (9/19).
- Had one carry for two yards and one catch for four yards in the Week 1 game at Cincinnati (9/12).

## 2020 | MINNESOTA VIKINGS

- Started games vs. Atlanta (10/18) and at Detroit (1/3/21), his first starts of his career.
- Had a game-high 95 yards rushing and added 50 yards receiving, scoring a rushing and receiving TD in a game for the first time in his career at Detroit (1/3/21), scoring on a 28-yard pass from Kirk Cousins and on a two-yard run.
- Inactive for game at New Orleans (12/25).
- Returned to lineup vs. Chicago (12/20), catching a 14-yard pass and carrying once for one yard.
- Inactive vs. Jacksonville (12/6) and at Tampa Bay (12/13).
- Finished game vs. Detroit (11/8) with 69 yards on 12 carries in relief of Dalvin Cook, who had rushed for 206 yards, giving the team 275 yards on the ground.
- Started first career game when Dalvin Cook was inactive with injury vs. Atlanta (10/18).
- Had first career 100-yard day at Seattle (10/11), going for 112 yards on 20 carries and added 24 yards on three catches after replacing an injured Dalvin Cook for the second half in a narrow 27-26 loss on *Sunday Night Football*.
- Scored first TD of the season at Houston (10/4) on a four-yard run in the fourth quarter, the final Vikings score in their 31-23 win, the first victory of the season.
- Tied for team-high with 50 rushing yards, including team-long 21-yarder, and had second-most catches by a Viking with four in season-opener vs. Green Bay (9/13).

## 2019 | MINNESOTA VIKINGS

- Finished the 2019 regular season with 100 carries for 462 yards (4.6 avg.) and 10 receptions for 82 yards.
- Made his NFL debut vs. Atlanta (9/8), carrying 9 times for 49 yards with a long rush of 23 yards.
- Scored his first career TD on a 10-yard rush vs. Oakland (9/22), ending the day with 12 carries for 58 yards and one TD.
- Hauled in his first career reception at Chicago (9/29).
- Led the team and set career high with 62 rushing yards vs. Philadelphia (10/13) with career-long 35-yard run.
- Rushed for 61 yards on 13 carries vs. Washington (10/24) and added two receptions for three yards.
- Had 73 scrimmage yards at Seattle (12/2) with 51 receiving yards on four receptions.
- Inactive with an injury Weeks 15-17.
- Made his NFL postseason debut in the Wild Card win at New Orleans (1/5/20), rushing five times for 20 yards and catching one pass for 10 yards.

## COLLEGE - BOISE STATE

- Played in all 40 games during his Boise career, helping team to Mountain West title in 2017 and capping that season with a win over Oregon in the Las Vegas Bowl to finish 11-3.
- Two-time Academic All-Mountain West (2016-17).
- Became the first Boise player to claim a Mountain West rushing crown in 2018, ranking 8th in the country with 1,415 rushing yards. Also ranked third in the FBS with 302 rushing attempts and tied for seventh with 17 rushing TDs (first in the MWC).
- Ended Broncos career tied for second in school history with three games of 200+ rushing yards while also posting 10 games with 100+ rushing yards.
- Tied school record with 40 rushes vs. Fresno State (12/1/18).

## PREP - SAN BERNADINO (CALIF.)

- Three-star recruit from San Bernardino (CA) HS.
- Ran for 2,000+ yards each of his final two seasons, going for 2,017 yards and 26 TDs in 2014 and 2,057 with 22 TDs in 2015.

- Won a league wrestling title at 195 pounds and was named all-league as a junior.
- Won the Mountain Valley League title in the 110 hurdles.
- Boasted a 4.7 cumulative grade-point average.

**REGULAR SEASON COMPARISON: RECEIVING - NEW ORLEANS SAINTS**

| DATE          | OPP      | W/L        | GP/GS      | REC      | YDS.      | AVG.        | TD       | LG         | TGTS     | YAC       |
|---------------|----------|------------|------------|----------|-----------|-------------|----------|------------|----------|-----------|
| 10/2/22       | MIN @ NO | W          | P          | 1        | 15        | 15.0        | 1        | 15t        | 1        | 15        |
| <b>TOTALS</b> |          | <b>1/0</b> | <b>1/0</b> | <b>1</b> | <b>15</b> | <b>15.0</b> | <b>1</b> | <b>15t</b> | <b>1</b> | <b>15</b> |

**POSTSEASON COMPARISON: RECEIVING - NEW ORLEANS SAINTS**

| DATE          | OPP      | W/L        | GP/GS      | REC      | YDS.      | AVG.        | TD       | LG        | TGTS     | YAC       |
|---------------|----------|------------|------------|----------|-----------|-------------|----------|-----------|----------|-----------|
| 1/5/20        | MIN @ NO | W          | P          | 1        | 10        | 10.0        | 0        | 10        | 2        | 12        |
| <b>TOTALS</b> |          | <b>1/0</b> | <b>1/0</b> | <b>1</b> | <b>10</b> | <b>10.0</b> | <b>0</b> | <b>10</b> | <b>2</b> | <b>12</b> |

**ALEXANDER MATTISON'S NFL REGULAR SEASON RUSHING/RECEIVING STATISTICS**

| DATE              | TEAM    | RUSHING   |           |            |              |            |           |           | RECEIVING |            |            |           |          |
|-------------------|---------|-----------|-----------|------------|--------------|------------|-----------|-----------|-----------|------------|------------|-----------|----------|
|                   |         | GP        | GS        | NO.        | YDS.         | AVG.       | LG        | TD        | NO.       | YDS.       | AVG.       | LG        | TD       |
| 2023              | Vikings | 9         | 9         | 122        | 434          | 3.6        | 19        | 0         | 23        | 158        | 6.9        | 47        | 3        |
| 2022              | Vikings | 17        | 0         | 74         | 283          | 3.8        | 15        | 5         | 15        | 91         | 6.1        | 16        | 1        |
| 2021              | Vikings | 16        | 4         | 134        | 491          | 3.7        | 48        | 3         | 32        | 228        | 7.1        | 24        | 1        |
| 2020              | Vikings | 13        | 2         | 96         | 434          | 4.5        | 25        | 2         | 13        | 125        | 9.6        | 28t       | 1        |
| 2019              | Vikings | 13        | 0         | 100        | 462          | 4.6        | 35        | 1         | 10        | 82         | 8.2        | 17        | 0        |
| <b>NFL TOTALS</b> |         | <b>68</b> | <b>15</b> | <b>526</b> | <b>2,104</b> | <b>4.0</b> | <b>48</b> | <b>11</b> | <b>93</b> | <b>684</b> | <b>7.4</b> | <b>47</b> | <b>6</b> |

**ALEXANDER MATTISON'S NFL POSTSEASON RUSHING/RECEIVING STATISTICS**

| DATE              | TEAM    | RUSHING  |          |          |           |            |           |          | RECEIVING |           |            |           |          |
|-------------------|---------|----------|----------|----------|-----------|------------|-----------|----------|-----------|-----------|------------|-----------|----------|
|                   |         | GP       | GS       | NO.      | YDS.      | AVG.       | LG        | TD       | NO.       | YDS.      | AVG.       | LG        | TD       |
| 2022              | Vikings | 1        | 0        | 0        | 0         | 0.0        | 0         | 0        | 1         | 2         | 2.0        | 2         | 0        |
| 2019              | Vikings | 2        | 0        | 6        | 23        | 3.8        | 16        | 0        | 1         | 10        | 10.0       | 10        | 0        |
| <b>NFL TOTALS</b> |         | <b>3</b> | <b>0</b> | <b>6</b> | <b>23</b> | <b>3.8</b> | <b>16</b> | <b>0</b> | <b>2</b>  | <b>12</b> | <b>6.0</b> | <b>10</b> | <b>0</b> |

**SINGLE-GAME HIGHS: RUSHING/RECEIVING**

|                          |                           |                               |                           |
|--------------------------|---------------------------|-------------------------------|---------------------------|
| <b>Rush Attempts</b>     | 26 vs. SEA, Sep 26, 2021  | <b>Longest Receptions</b>     | 47 at ATL, Nov 05, 2023   |
| <b>Rushing Yards</b>     | 113 vs. DET, Oct 10, 2021 | <b>Receiving TDs</b>          | 1 at ATL, Nov 05, 2023    |
| <b>Rushing Average</b>   | 7.4 at NYG, Oct 06, 2019  |                               | ...5 more at 1.           |
| <b>Longest Runs</b>      | 48 vs. DET, Oct 10, 2021  | <b>All-Purpose Yards</b>      | 171 vs. SEA, Sep 26, 2021 |
| <b>Rushing TDs</b>       | 1 vs. LAR, Dec 26, 2021   | <b>Kickoff Returns</b>        | 1 at SF, Nov 28, 2021     |
|                          | ...5 more at 1.           | <b>Kickoff Return Yards</b>   | 18 at SF, Nov 28, 2021    |
| <b>Receptions</b>        | 7 vs. DET, Oct 10, 2021   | <b>Longest Kickoff Return</b> | 18 at SF, Nov 28, 2021    |
| <b>Receiving Yards</b>   | 59 vs. SEA, Sep 26, 2021  | <b>Most TDs</b>               | 2 at CHI, Jan 08, 2023    |
| <b>Receiving Average</b> | 16.7 at DET, Jan 03, 2021 |                               | ...1 more at 2.           |

**SINGLE-GAME HIGHS - POSTSEASON: RUSHING/RECEIVING**

|                      |                        |                           |                        |
|----------------------|------------------------|---------------------------|------------------------|
| <b>Rush Attempts</b> | 5 at NO, Jan 05, 2020  | <b>Receiving Yards</b>    | 10 at NO, Jan 05, 2020 |
| <b>Rushing Yards</b> | 20 at NO, Jan 05, 2020 | <b>Longest Receptions</b> | 10 at NO, Jan 05, 2020 |
| <b>Longest Runs</b>  | 16 at NO, Jan 05, 2020 | <b>All-Purpose Yards</b>  | 30 at NO, Jan 05, 2020 |
| <b>Receptions</b>    | 1 at NO, Jan 05, 2020  |                           |                        |

**100-YARD RUSHING GAMES (3): REGULAR SEASON**

| DATE     | TEAM        | ATT. | YDS. | AVG. | LG | TD |
|----------|-------------|------|------|------|----|----|
| 10/11/20 | at Seahawks | 20   | 112  | 5.6  | 25 | 0  |
| 09/26/21 | SEAHAWKS    | 26   | 112  | 4.3  | 24 | 0  |
| 10/10/21 | LIONS       | 25   | 113  | 4.5  | 48 | 0  |

**2023 GAME-BY-GAME REGULAR-SEASON STATISTICS (VIKINGS)**

| DATE               | OPPONENT    | P/S        | RUSHING    |            |            |           |          | RECEIVING |            |            |           |          | W/L        | SCORE |
|--------------------|-------------|------------|------------|------------|------------|-----------|----------|-----------|------------|------------|-----------|----------|------------|-------|
|                    |             |            | NO.        | YDS.       | AVG.       | LG        | TD       | NO.       | YDS.       | AVG.       | LG        | TD       |            |       |
| 09/10              | Buccaneers  | S          | 11         | 34         | 3.1        | 9         | 0        | 3         | 10         | 3.3        | 4t        | 1        | L          | 17-20 |
| 09/14              | at Eagles   | S          | 8          | 28         | 3.5        | 7         | 0        | 3         | 11         | 3.7        | 16        | 0        | L          | 28-34 |
| 09/24              | Chargers    | S          | 20         | 93         | 4.7        | 15        | 0        | 5         | 32         | 6.4        | 9         | 0        | L          | 24-28 |
| 10/01              | at Panthers | S          | 17         | 95         | 5.6        | 17        | 0        | 1         | 3          | 3.0        | 3         | 0        | W          | 21-13 |
| 10/08              | Chiefs      | S          | 8          | 26         | 3.3        | 7         | 0        | 2         | 20         | 10.0       | 11        | 1        | L          | 20-27 |
| 10/15              | at Bears    | S          | 18         | 44         | 2.4        | 8         | 0        | 4         | 28         | 7.0        | 13        | 0        | W          | 19-13 |
| 10/23              | 49ers       | S          | 8          | 39         | 4.9        | 19        | 0        | 2         | 3          | 1.5        | 4         | 0        | W          | 22-17 |
| 10/29              | at Packers  | S          | 16         | 31         | 1.9        | 10        | 0        | 1         | 2          | 2.0        | 2         | 0        | W          | 24-10 |
| 11/05              | at Falcons  | S          | 16         | 44         | 2.8        | 8         | 0        | 2         | 49         | 24.5       | 47        | 1        | W          | 31-28 |
| <b>2023 TOTALS</b> |             | <b>9-9</b> | <b>122</b> | <b>434</b> | <b>3.6</b> | <b>19</b> | <b>0</b> | <b>23</b> | <b>158</b> | <b>6.9</b> | <b>47</b> | <b>3</b> | <b>5-4</b> |       |

**2022 GAME-BY-GAME REGULAR-SEASON STATISTICS (VIKINGS)**

| DATE               | OPPONENT      | P/S         | RUSHING   |            |            |           |          | RECEIVING |           |            |           |          | W/L         | SCORE  |
|--------------------|---------------|-------------|-----------|------------|------------|-----------|----------|-----------|-----------|------------|-----------|----------|-------------|--------|
|                    |               |             | NO.       | YDS.       | AVG.       | LG        | TD       | NO.       | YDS.      | AVG.       | LG        | TD       |             |        |
| 09/11              | Packers       | P           | 8         | 36         | 4.5        | 10        | 0        | 0         | 0         | 0.0        | 0         | 0        | W           | 23-7   |
| 09/19              | at Eagles     | P           | 2         | 8          | 4.0        | 5         | 0        | 3         | 6         | 2.0        | 7         | 0        | L           | 7-24   |
| 09/25              | Lions         | P           | 7         | 28         | 4.0        | 9         | 1        | 1         | 16        | 16.0       | 16        | 0        | W           | 28-24  |
| 10/02              | at Saints     | P           | 3         | 3          | 1.0        | 2         | 0        | 1         | 15        | 15.0       | 15t       | 1        | W           | 28-25  |
| 10/09              | Bears         | P           | 9         | 19         | 2.1        | 7         | 0        | 3         | 21        | 7.0        | 11        | 0        | W           | 29-22  |
| 10/16              | at Dolphins   | P           | 1         | 3          | 3.0        | 3         | 0        | 0         | 0         | 0.0        | 0         | 0        | W           | 24-16  |
| 10/30              | Cardinals     | P           | 5         | 40         | 8.0        | 15        | 1        | 0         | 0         | 0.0        | 0         | 0        | W           | 34-26  |
| 11/06              | at Commanders | P           | 2         | 1          | 0.5        | 2         | 0        | 1         | 0         | 0.0        | 0         | 0        | W           | 20-17  |
| 11/13              | at Bills      | P           | 3         | 11         | 3.7        | 9         | 0        | 1         | 8         | 8.0        | 8         | 0        | W           | 33-30+ |
| 11/20              | Cowboys       | P           | 2         | 0          | 0.0        | 3         | 0        | 1         | 8         | 8.0        | 8         | 0        | L           | 3-40   |
| 11/24              | Patriots      | P           | 3         | 11         | 3.7        | 8         | 0        | 0         | 0         | 0.0        | 0         | 0        | W           | 33-26  |
| 12/04              | Jets          | P           | 3         | 14         | 4.7        | 14t       | 1        | 2         | 4         | 2.0        | 3         | 0        | W           | 27-22  |
| 12/11              | at Lions      | P           | 2         | -1         | -0.5       | 0         | 0        | 0         | 0         | 0.0        | 0         | 0        | L           | 23-34  |
| 12/17              | Colts         | P           | 2         | 1          | 0.5        | 1         | 0        | 0         | 0         | 0.0        | 0         | 0        | W           | 39-36+ |
| 12/24              | Giants        | P           | 4         | 17         | 4.3        | 13        | 0        | 0         | 0         | 0.0        | 0         | 0        | W           | 27-24  |
| 01/01              | at Packers    | P           | 8         | 38         | 4.8        | 12        | 0        | 1         | 7         | 7.0        | 7         | 0        | L           | 17-41  |
| 01/08              | at Bears      | P           | 10        | 54         | 5.4        | 11        | 2        | 1         | 6         | 6.0        | 6         | 0        | W           | 29-13  |
| <b>2022 TOTALS</b> |               | <b>17-0</b> | <b>74</b> | <b>283</b> | <b>3.8</b> | <b>15</b> | <b>5</b> | <b>15</b> | <b>91</b> | <b>6.1</b> | <b>16</b> | <b>1</b> | <b>13-4</b> |        |

+ - Overtime

### 2021 GAME-BY-GAME REGULAR-SEASON STATISTICS (VIKINGS)

|                    |              |             | RUSHING    |            |            |           |          | RECEIVING |            |            |           |          |            |        |
|--------------------|--------------|-------------|------------|------------|------------|-----------|----------|-----------|------------|------------|-----------|----------|------------|--------|
| DATE               | OPPONENT     | P/S         | NO.        | YDS.       | AVG.       | LG        | TD       | NO.       | YDS.       | AVG.       | LG        | TD       | W/L        | SCORE  |
| 09/12              | at Bengals   | P           | 1          | 2          | 2.0        | 2         | 0        | 1         | 4          | 4.0        | 4         | 0        | L          | 24-27+ |
| 09/19              | at Cardinals | P           | 3          | 11         | 3.7        | 6         | 0        | 1         | 17         | 17.0       | 17        | 0        | L          | 33-34  |
| 09/26              | Seahawks     | S           | 26         | 112        | 4.3        | 24        | 0        | 6         | 59         | 9.8        | 23        | 0        | W          | 30-17  |
| 10/03              | Browns       | P           | 10         | 20         | 2.0        | 6         | 0        | 0         | 0          | 0.0        | 0         | 0        | L          | 7-14   |
| 10/10              | Lions        | S           | 25         | 113        | 4.5        | 48        | 0        | 7         | 40         | 5.7        | 15t       | 1        | W          | 19-17  |
| 10/17              | at Panthers  | P           | 3          | 10         | 3.3        | 5         | 0        | 0         | 0          | 0.0        | 0         | 0        | W          | 34-28+ |
| 10/31              | Cowboys      | P           | 2          | 5          | 2.5        | 4         | 0        | 2         | -5         | -2.5       | -2        | 0        | L          | 16-20  |
| 11/07              | at Ravens    | P           | 4          | 0          | 0.0        | 2         | 0        | 1         | 3          | 3.0        | 3         | 0        | L          | 31-34+ |
| 11/14              | at Chargers  | P           | 4          | 16         | 4.0        | 7         | 0        | 1         | 24         | 24.0       | 24        | 0        | W          | 27-20  |
| 11/21              | Packers      | P           | 3          | 5          | 1.7        | 3         | 0        | 0         | 0          | 0.0        | 0         | 0        | W          | 34-31  |
| 11/28              | at 49ers     | P           | 7          | 21         | 3.0        | 7         | 1        | 2         | 7          | 3.5        | 5         | 0        | L          | 26-34  |
| 12/05              | at Lions     | S           | 22         | 90         | 4.1        | 11        | 1        | 3         | 34         | 11.3       | 16        | 0        | L          | 27-29  |
| 12/09              | Steelers     | P           | 6          | 27         | 4.5        | 14        | 0        | 0         | 0          | 0.0        | 0         | 0        | W          | 36-28  |
| 12/20              | at Bears     |             |            |            |            |           |          |           |            |            |           |          | W          | 17-9   |
|                    |              |             |            |            |            |           |          |           |            |            |           |          |            |        |
| 12/26              | Rams         |             |            |            |            |           |          |           |            |            |           |          | L          | 23-30  |
|                    |              |             |            |            |            |           |          |           |            |            |           |          |            |        |
| 01/02              | at Packers   | P           | 0          | 0          | 0.0        | 0         | 0        | 4         | 13         | 3.3        | 7         | 0        | L          | 10-37  |
| 01/09              | Bears        | P           | 5          | 18         | 3.6        | 9         | 0        | 1         | 3          | 3.0        | 3         | 0        | W          | 31-17  |
| <b>2021 TOTALS</b> |              | <b>15-3</b> | <b>121</b> | <b>450</b> | <b>3.7</b> | <b>48</b> | <b>2</b> | <b>29</b> | <b>199</b> | <b>6.9</b> | <b>24</b> | <b>1</b> | <b>8-9</b> |        |

+ - Overtime

### 2020 GAME-BY-GAME REGULAR-SEASON STATISTICS (VIKINGS)

|                    |                  |             | RUSHING   |            |            |           |          | RECEIVING |            |            |            |          |            |        |
|--------------------|------------------|-------------|-----------|------------|------------|-----------|----------|-----------|------------|------------|------------|----------|------------|--------|
| DATE               | OPPONENT         | P/S         | NO.       | YDS.       | AVG.       | LG        | TD       | NO.       | YDS.       | AVG.       | LG         | TD       | W/L        | SCORE  |
| 09/13              | Packers          | P           | 6         | 50         | 8.3        | 21        | 0        | 4         | 30         | 7.5        | 9          | 0        | L          | 34-43  |
| 09/20              | at Colts         | P           | 3         | 13         | 4.3        | 11        | 0        | 1         | 3          | 3.0        | 3          | 0        | L          | 11-28  |
| 09/27              | Titans           | P           | 8         | 27         | 3.4        | 15        | 0        | 0         | 0          | 0.0        | 0          | 0        | L          | 30-31  |
| 10/04              | at Texans        | P           | 7         | 17         | 2.4        | 4t        | 1        | 0         | 0          | 0.0        | 0          | 0        | W          | 31-23  |
| 10/11              | at Seahawks      | P           | 20        | 112        | 5.6        | 25        | 0        | 3         | 24         | 8.0        | 14         | 0        | L          | 26-27  |
| 10/18              | Falcons          | S           | 10        | 26         | 2.6        | 16        | 0        | 1         | 4          | 4.0        | 4          | 0        | L          | 23-40  |
| 11/01              | at Packers       | P           | 3         | 8          | 2.7        | 3         | 0        | 0         | 0          | 0.0        | 0          | 0        | W          | 28-22  |
| 11/08              | Lions            | P           | 12        | 69         | 5.8        | 18        | 0        | 0         | 0          | 0.0        | 0          | 0        | W          | 34-20  |
| 11/16              | at Bears         | P           | 2         | 4          | 2.0        | 4         | 0        | 0         | 0          | 0.0        | 0          | 0        | W          | 19-13  |
| 11/22              | Cowboys          | P           | 1         | 6          | 6.0        | 6         | 0        | 0         | 0          | 0.0        | 0          | 0        | L          | 28-31  |
| 11/29              | Panthers         | P           | 2         | 6          | 3.0        | 4         | 0        | 0         | 0          | 0.0        | 0          | 0        | W          | 28-27  |
| 12/06              | Jaguars          |             |           |            |            |           |          |           |            |            |            |          | W          | 27-24+ |
|                    |                  |             |           |            |            |           |          |           |            |            |            |          |            |        |
| 12/13              | at<br>Buccaneers |             |           |            |            |           |          |           |            |            |            |          | L          | 14-26  |
|                    |                  |             |           |            |            |           |          |           |            |            |            |          |            |        |
| 12/20              | Bears            | P           | 1         | 1          | 1.0        | 1         | 0        | 1         | 14         | 14.0       | 14         | 0        | L          | 27-33  |
| 12/25              | at Saints        |             |           |            |            |           |          |           |            |            |            |          | L          | 33-52  |
|                    |                  |             |           |            |            |           |          |           |            |            |            |          |            |        |
| 01/03              | at Lions         | S           | 21        | 95         | 4.5        | 20        | 1        | 3         | 50         | 16.7       | 28t        | 1        | W          | 37-35  |
| <b>2020 TOTALS</b> |                  | <b>13-2</b> | <b>96</b> | <b>434</b> | <b>4.5</b> | <b>25</b> | <b>2</b> | <b>13</b> | <b>125</b> | <b>9.6</b> | <b>28T</b> | <b>1</b> | <b>7-9</b> |        |

+ - Overtime

**2019 GAME-BY-GAME REGULAR-SEASON STATISTICS (VIKINGS)**

|                    |             | RUSHING     |            |            |            |           |                  | RECEIVING |           |            |           |          |             |       |  |
|--------------------|-------------|-------------|------------|------------|------------|-----------|------------------|-----------|-----------|------------|-----------|----------|-------------|-------|--|
| DATE               | OPPONENT    | P/S         | NO.        | YDS.       | AVG.       | LG        | TD               | NO.       | YDS.      | AVG.       | LG        | TD       | W/L         | SCORE |  |
| 09/08              | Falcons     | P           | 9          | 49         | 5.4        | 23        | 0                | 0         | 0         | 0.0        | 0         | 0        | W           | 28-12 |  |
| 09/15              | at Packers  | P           | 4          | 25         | 6.3        | 14        | 0                | 0         | 0         | 0.0        | 0         | 0        | L           | 16-21 |  |
| 09/22              | Raiders     | P           | 12         | 58         | 4.8        | 21        | 1                | 0         | 0         | 0.0        | 0         | 0        | W           | 34-14 |  |
| 09/29              | at Bears    | P           | 2          | 5          | 2.5        | 3         | 0                | 1         | 8         | 8.0        | 8         | 0        | L           | 6-16  |  |
| 10/06              | at Giants   | P           | 7          | 52         | 7.4        | 19        | 0                | 0         | 0         | 0.0        | 0         | 0        | W           | 28-10 |  |
| 10/13              | Eagles      | P           | 14         | 63         | 4.5        | 35        | 0                | 0         | 0         | 0.0        | 0         | 0        | W           | 38-20 |  |
| 10/20              | at Lions    | P           | 7          | 18         | 2.6        | 9         | 0                | 0         | 0         | 0.0        | 0         | 0        | W           | 42-30 |  |
| 10/24              | Redskins    | P           | 13         | 61         | 4.7        | 28        | 0                | 2         | 3         | 1.5        | 4         | 0        | W           | 19-9  |  |
| 11/03              | at Chiefs   | P           | 3          | 6          | 2.0        | 3         | 0                | 0         | 0         | 0.0        | 0         | 0        | L           | 23-26 |  |
| 11/10              | at Cowboys  | P           | 8          | 52         | 6.5        | 16        | 0                | 1         | 2         | 2.0        | 2         | 0        | W           | 28-24 |  |
| 11/17              | Broncos     | P           | 3          | 5          | 1.7        | 6         | 0                | 0         | 0         | 0.0        | 0         | 0        | W           | 27-23 |  |
| 12/02              | at Seahawks | P           | 4          | 22         | 5.5        | 15        | 0                | 4         | 51        | 12.8       | 17        | 0        | L           | 30-37 |  |
| 12/08              | Lions       | P           | 14         | 46         | 3.3        | 9         | 0                | 2         | 18        | 9.0        | 9         | 0        | W           | 20-7  |  |
| 12/15              | at Chargers |             |            |            |            |           |                  |           |           |            |           |          | W           | 39-10 |  |
| 12/23              | Packers     |             |            |            |            |           |                  |           |           |            |           |          | L           | 10-23 |  |
| 12/29              | Bears       |             |            |            |            |           |                  |           |           |            |           |          | L           | 19-21 |  |
|                    |             |             |            |            |            |           | INACTIVE         |           |           |            |           |          |             |       |  |
|                    |             |             |            |            |            |           | INACTIVE         |           |           |            |           |          |             |       |  |
|                    |             |             |            |            |            |           | ON INACTIVE LIST |           |           |            |           |          |             |       |  |
| <b>2019 TOTALS</b> |             | <b>13-0</b> | <b>100</b> | <b>462</b> | <b>4.6</b> | <b>35</b> | <b>1</b>         | <b>10</b> | <b>82</b> | <b>8.2</b> | <b>17</b> | <b>0</b> | <b>10-6</b> |       |  |

**2022 GAME-BY-GAME POSTSEASON STATISTICS (VIKINGS)**

|                    |          | RUSHING    |          |          |            |          |          | RECEIVING |          |            |          |          |            |       |  |
|--------------------|----------|------------|----------|----------|------------|----------|----------|-----------|----------|------------|----------|----------|------------|-------|--|
| DATE               | OPPONENT | P/S        | NO.      | YDS.     | AVG.       | LG       | TD       | NO.       | YDS.     | AVG.       | LG       | TD       | W/L        | SCORE |  |
| 01/15              | Giants   | P          | 0        | 0        | 0.0        | 0        | 0        | 1         | 2        | 2.0        | 2        | 0        | L          | 24-31 |  |
| <b>2022 TOTALS</b> |          | <b>1-0</b> | <b>0</b> | <b>0</b> | <b>0.0</b> | <b>0</b> | <b>0</b> | <b>1</b>  | <b>2</b> | <b>2.0</b> | <b>2</b> | <b>0</b> | <b>0-1</b> |       |  |

**2019 GAME-BY-GAME POSTSEASON STATISTICS (VIKINGS)**

|                    |           | RUSHING    |          |           |            |           |          | RECEIVING |           |             |           |          |            |        |  |
|--------------------|-----------|------------|----------|-----------|------------|-----------|----------|-----------|-----------|-------------|-----------|----------|------------|--------|--|
| DATE               | OPPONENT  | P/S        | NO.      | YDS.      | AVG.       | LG        | TD       | NO.       | YDS.      | AVG.        | LG        | TD       | W/L        | SCORE  |  |
| 01/05              | at Saints | P          | 5        | 20        | 4.0        | 16        | 0        | 1         | 10        | 10.0        | 10        | 0        | W          | 26-20+ |  |
| 01/11              | at 49ers  | P          | 1        | 3         | 3.0        | 3         | 0        | 0         | 0         | 0.0         | 0         | 0        | L          | 10-27  |  |
| <b>2019 TOTALS</b> |           | <b>2-0</b> | <b>6</b> | <b>23</b> | <b>3.8</b> | <b>16</b> | <b>0</b> | <b>1</b>  | <b>10</b> | <b>10.0</b> | <b>10</b> | <b>0</b> | <b>1-1</b> |        |  |

+ - Overtime

**2023 GAME-BY-GAME REGULAR-SEASON STATISTICS (VIKINGS)**

|                    |             | TACKLES    |          |          |          |            |            | INTERCEPTIONS |          |          |          |          | O. FUMB  |          |          |          | ST       |          |          |          | MISC     |          |          |          |          |          |          |            |       |
|--------------------|-------------|------------|----------|----------|----------|------------|------------|---------------|----------|----------|----------|----------|----------|----------|----------|----------|----------|----------|----------|----------|----------|----------|----------|----------|----------|----------|----------|------------|-------|
| DATE               | OPPONENT    | P/S        | TK       | S        | A        | SK         | YDS        | TFL           | YDS      | QBH      | NO       | YDS      | LG       | TD       | PD       | FF       | FR       | TD       | YDS      | TK       | S        | A        | FF       | FR       | S        | A        | W/L      | SCORE      |       |
| 09/10              | Buccaneers  | S          | 0        | 0        | 0        | 0.0        | 0.0        | 0             | 0        | 0        | 0        | 0        | 0        | 0        | 0        | 0        | 0        | 0        | 0        | 0        | 0        | 0        | 0        | 0        | 0        | 0        | 0        | L          | 17-20 |
| 09/14              | at Eagles   | S          | 0        | 0        | 0        | 0.0        | 0.0        | 0             | 0        | 0        | 0        | 0        | 0        | 0        | 0        | 0        | 0        | 0        | 0        | 0        | 0        | 0        | 0        | 0        | 0        | 1        | 0        | L          | 28-34 |
| 09/24              | Chargers    | S          | 0        | 0        | 0        | 0.0        | 0.0        | 0             | 0        | 0        | 0        | 0        | 0        | 0        | 0        | 0        | 0        | 0        | 0        | 0        | 0        | 0        | 0        | 0        | 0        | 0        | L        | 24-28      |       |
| 10/01              | at Panthers | S          | 0        | 0        | 0        | 0.0        | 0.0        | 0             | 0        | 0        | 0        | 0        | 0        | 0        | 0        | 0        | 0        | 0        | 0        | 0        | 0        | 0        | 0        | 0        | 0        | 0        | W        | 21-13      |       |
| 10/08              | Chiefs      | S          | 0        | 0        | 0        | 0.0        | 0.0        | 0             | 0        | 0        | 0        | 0        | 0        | 0        | 0        | 0        | 0        | 0        | 0        | 0        | 0        | 0        | 0        | 0        | 0        | 0        | L        | 20-27      |       |
| 10/15              | at Bears    | S          | 0        | 0        | 0        | 0.0        | 0.0        | 0             | 0        | 0        | 0        | 0        | 0        | 0        | 0        | 0        | 0        | 0        | 0        | 0        | 0        | 0        | 0        | 0        | 0        | 0        | W        | 19-13      |       |
| 10/23              | 49ers       | S          | 0        | 0        | 0        | 0.0        | 0.0        | 0             | 0        | 0        | 0        | 0        | 0        | 0        | 0        | 0        | 0        | 0        | 0        | 0        | 0        | 0        | 0        | 0        | 0        | 0        | W        | 22-17      |       |
| 10/29              | at Packers  | S          | 0        | 0        | 0        | 0.0        | 0.0        | 0             | 0        | 0        | 0        | 0        | 0        | 0        | 0        | 0        | 0        | 0        | 0        | 0        | 0        | 0        | 0        | 0        | 0        | 0        | W        | 24-10      |       |
| 11/05              | at Falcons  | S          | 0        | 0        | 0        | 0.0        | 0.0        | 0             | 0        | 0        | 0        | 0        | 0        | 0        | 0        | 0        | 0        | 0        | 0        | 0        | 0        | 0        | 0        | 0        | 0        | 0        | W        | 31-28      |       |
| <b>2023 TOTALS</b> |             | <b>9-9</b> | <b>0</b> | <b>0</b> | <b>0</b> | <b>0.0</b> | <b>0.0</b> | <b>0</b>      | <b>0</b> | <b>0</b> | <b>0</b> | <b>0</b> | <b>0</b> | <b>0</b> | <b>0</b> | <b>0</b> | <b>0</b> | <b>0</b> | <b>0</b> | <b>0</b> | <b>0</b> | <b>0</b> | <b>0</b> | <b>0</b> | <b>0</b> | <b>1</b> | <b>0</b> | <b>5-4</b> |       |





# JOSHUA METELLUS



# 44

## SAFETY

**Ht:** 5-11

**DOB:** 1-21-98

**Vikings Season:** 4

**Acquired:** D6b '20

**Wt:** 207

**College:** Michigan

**NFL Season:** 4

**2023 GP/GS**

9/9

**CAREER GP/GS**

57/12

**PLAYOFF GP/GS**

1/0

### KEY TRANSACTIONS

- Selected in the sixth round (No. 205 overall) of the 2020 NFL Draft, the fourth of five DBs drafted by the Vikings and the ninth of 10 players drafted from Michigan in 2020, second only to LSU's 14.
- Signed a contract extension prior to the 2023 season.

### OFF THE FIELD

- Graduated with a bachelor's degree in sport management.
- Had a son, Joshua Syx Metellus, with his wife Haley in spring 2021.

### CAREER NOTES

- Named Vikings 2020 Special Teams Player of the Year as part of annual Minnesota Football Honors program.
- Was elevated from practice squad to 53-man roster and played in 1st career game at Indianapolis (9/20/20).
- Three-time All-Big Ten honoree (2017-19) and was tabbed a First-Team All-Big Ten selection by *The Associated Press* in 2018.
- Played in first career game at Indianapolis (9/20/20).
- High school and college teammate Devin Bush, Jr., was a first-round selection by the Steelers in 2019.

### 2023 | MINNESOTA VIKINGS

- Named team captain for the 2023 season.
- Has started all nine games and is fourth on the team in total tackles with 58, setting new career highs in starts and tackles.
- In Week 9 at Atlanta (11/5), collected five tackles, two quarterback hits, one tackle for loss and recovered a fumble forced by Akayleb Evans.
- Grabbed his first interception of the season and the second of his career at Green Bay (10/29). His 43-yard return marked the longest interception return for the Vikings this season.
- Corralled his first career sack at Chicago (10/15), forcing a fumble on the play that Jordan Hicks recovered and returned for a touchdown.

### 2022 | MINNESOTA VIKINGS

- Notched his first career start at safety and had 11 tackles, one interception and two passes defended on the day (9/25).
- Made his second career start at safety and totaled nine tackles (seven solo) at Detroit (12/11).
- Blocked his first punt of his career and the first by the Vikings since Eric Wilson blocked a punt in Atlanta in 2019 (12/24).
- Blocked his second punt, becoming the first NFL player to block a punt in two consecutive games since 1995 (1/1/23).
- Made his third career start in Week 18 at Chicago and recorded a single-game high of three passes defended (1/8/23).
- Appeared on special teams in his postseason debut against New York Giants (1/15/23).

### 2021 | MINNESOTA VIKINGS

- Appeared in 16 games. Had career highs in total tackles with six, including four solo (career-high) and one pass defended.
- Played in his 30th career game (1/2).
- Recorded his first defensive tackle of the season and of his career. He also had one special teams tackle (11/28).
- Activated from Reserve/COVID-19 prior to Game 12.
- Placed on Reserve/COVID-19 prior to Game 11.

- Appeared on special teams in Weeks 1 - 9.

## 2020 | MINNESOTA VIKINGS

- Played in final 15 games of season.
- Had second straight game with FR vs. Dallas (11/22).
- Recovered fumble on punt coverage at Chicago (11/16), a win on *Monday Night Football*.
- Led team with four special teams stops vs. Detroit (11/8)
- Played on defense at Green Bay (11/1).
- Played at Houston (10/4) and had two tackles on coverage units.
- Played on special teams vs. Tennessee (9/27).
- Played in first career game at Indianapolis (9/20). Moving from practice squad to 53-man roster days before game.
- Released in final roster cuts following training camp but returned on practice squad where he spent the season-opening week and game vs. Green Bay (9/13).

## COLLEGE - MICHIGAN

- Started all 13 games as a senior, 12 as a junior, 13 as a sophomore and one as a true freshman in 2016.
- Notched career-high 74 tackles in 2019 and 3 INT in 2018.
- Had team-high 11 tackles vs. Alabama in the 2020 Citrus Bowl.
- Michigan went 10-3 in 2016 and 2018, 9-4 in 2019 and 8-5 in 2017. Went to Orange Bowl vs. Florida State ('16), Outback vs. South Carolina ('17), Peach vs. Florida ('18) and Citrus ('19).
- Part of the Pro Football Focus College Big Ten Defensive Team of the Week for his games against Middle Tennessee State, Army, Notre Dame and Michigan State in 2019.
- Returned a 73-yard INT for TD against SMU in 2018.

## PREP - FLANAGAN (FLA.)

- Attended Flanagan High in Pembroke Pines, Fla., in greater Miami and was coached by Devin Bush, Sr.
- Helped Flanagan to Class 8A state title in 2015, part of a turnaround under Coach Bush, a former Super Bowl winner, who led Flanagan from a team that had never made the state playoffs to the state semis in 2014 and the title in 2015.
- A four-star prospect and rated No. 21 safety in nation by ESPN.

## JOSH METELLUS' NFL REGULAR SEASON DEFENSIVE STATISTICS

| DATE              | TEAM    | GP        | TACKLES   |           |           |           |          |          |            | INTERCEPTIONS |          |          |           |           | O. FUMB  |          |          |          | ST       |          |           |           | MISC     |          |          |          |          |
|-------------------|---------|-----------|-----------|-----------|-----------|-----------|----------|----------|------------|---------------|----------|----------|-----------|-----------|----------|----------|----------|----------|----------|----------|-----------|-----------|----------|----------|----------|----------|----------|
|                   |         |           | GS        | TK        | S         | A         | TFL      | YDS      | SK         | YDS           | QBH      | NO       | YDS       | LG        | TD       | PD       | FF       | FR       | TD       | YDS      | TK        | S         | A        | FF       | FR       | S        | A        |
| 2023              | Vikings | 9         | 9         | 58        | 35        | 23        | 4        | 3        | 1.0        | 10.0          | 7        | 1        | 43        | 43        | 0        | 3        | 1        | 1        | 0        | 0        | 2         | 2         | 0        | 0        | 0        | 0        | 0        |
| 2022              | Vikings | 17        | 3         | 31        | 25        | 6         | 1        | 2        | 0.0        | 0.0           | 0        | 1        | 0         | 0         | 0        | 5        | 0        | 0        | 0        | 0        | 11        | 8         | 3        | 0        | 0        | 0        | 0        |
| 2021              | Vikings | 16        | 0         | 7         | 4         | 3         | 0        | 0        | 0.0        | 0.0           | 0        | 0        | 0         | 0         | 0        | 1        | 0        | 0        | 0        | 0        | 6         | 4         | 2        | 0        | 0        | 0        | 0        |
| 2020              | Vikings | 15        | 0         | 0         | 0         | 0         | 0        | 0        | 0.0        | 0.0           | 0        | 0        | 0         | 0         | 0        | 0        | 0        | 0        | 0        | 0        | 9         | 8         | 1        | 0        | 2        | 0        | 0        |
| <b>NFL TOTALS</b> |         | <b>57</b> | <b>12</b> | <b>96</b> | <b>64</b> | <b>32</b> | <b>5</b> | <b>5</b> | <b>1.0</b> | <b>10.0</b>   | <b>7</b> | <b>2</b> | <b>43</b> | <b>43</b> | <b>0</b> | <b>9</b> | <b>1</b> | <b>1</b> | <b>0</b> | <b>0</b> | <b>28</b> | <b>22</b> | <b>6</b> | <b>0</b> | <b>2</b> | <b>0</b> | <b>0</b> |

### SINGLE-GAME HIGHS: DEFENSIVE

|                        |                          |  |  |
|------------------------|--------------------------|--|--|
| <b>Total Tackles</b>   | 11 vs. DET, Sep 25, 2022 | <b>Fumble Recoveries</b>               | 1 at ATL, Nov 05, 2023                     |
| <b>Solo Tackles</b>    | 9 vs. DET, Sep 25, 2022  | <b>Tackles For Loss</b>                | 2 at CHI, Oct 15, 2023                     |
| <b>Sacks</b>           | 1.0 at CHI, Oct 15, 2023 | <b>Interceptions</b>                   | 1 at GB, Oct 29, 2023<br>...1 more at 1.   |
| <b>Passes Defensed</b> | 3 at CHI, Jan 08, 2023   | <b>Special Teams Tackles</b>           | 4 vs. DET, Nov 08, 2020                    |
| <b>Forced Fumbles</b>  | 1 at CHI, Oct 15, 2023   | <b>Special Teams Fumble Recoveries</b> | 1 vs. DAL, Nov 22, 2020<br>...1 more at 1. |

**2023 GAME-BY-GAME REGULAR-SEASON STATISTICS (VIKINGS)**

| DATE               | OPPONENT    | P/S | TACKLES    |           |           |           |            |             |          | INTERCEPTIONS |          |          |           |           | O. FUMB  |          |          |          | ST       |          |          |          |          | MISC     |          | SCORE    |          |          |          |            |       |       |       |
|--------------------|-------------|-----|------------|-----------|-----------|-----------|------------|-------------|----------|---------------|----------|----------|-----------|-----------|----------|----------|----------|----------|----------|----------|----------|----------|----------|----------|----------|----------|----------|----------|----------|------------|-------|-------|-------|
|                    |             |     | TK         | S         | A         | SK        | YDS        | TFL         | YDS      | QBH           | NO       | YDS      | LG        | TD        | PD       | FF       | FR       | TD       | YDS      | TK       | S        | A        | FF       | FR       | S        |          | A        | W/L      |          |            |       |       |       |
| 09/10              | Buccaneers  | S   | 5          | 5         | 0         | 0.0       | 0.0        | 0           | 0        | 0             | 0        | 0        | 0         | 0         | 0        | 0        | 0        | 0        | 1        | 0        | 0        | 0        | 0        | 1        | 1        | 0        | 0        | 0        | 0        | 0          | 0     | L     | 17-20 |
| 09/14              | at Eagles   | S   | 9          | 6         | 3         | 0.0       | 0.0        | 0           | 0        | 0             | 0        | 0        | 0         | 0         | 0        | 0        | 0        | 0        | 0        | 0        | 0        | 0        | 0        | 0        | 0        | 0        | 0        | 0        | 0        | 0          | 0     | L     | 28-34 |
| 09/24              | Chargers    | S   | 6          | 2         | 4         | 0.0       | 0.0        | 0           | 0        | 1             | 0        | 0        | 0         | 0         | 0        | 0        | 0        | 0        | 0        | 0        | 0        | 0        | 0        | 0        | 0        | 0        | 0        | 0        | 0        | 0          | L     | 24-28 |       |
| 10/01              | at Panthers | S   | 7          | 2         | 5         | 0.0       | 0.0        | 1           | 0        | 0             | 0        | 0        | 0         | 0         | 1        | 0        | 0        | 0        | 0        | 0        | 0        | 0        | 0        | 0        | 0        | 0        | 0        | 0        | 0        | 0          | W     | 21-13 |       |
| 10/08              | Chiefs      | S   | 6          | 6         | 0         | 0.0       | 0.0        | 0           | 0        | 1             | 0        | 0        | 0         | 0         | 0        | 0        | 0        | 0        | 0        | 0        | 0        | 0        | 0        | 0        | 0        | 0        | 0        | 0        | 0        | 0          | L     | 20-27 |       |
| 10/15              | at Bears    | S   | 7          | 4         | 3         | 1.0       | 10.0       | 2           | 2        | 3             | 0        | 0        | 0         | 0         | 0        | 1        | 0        | 0        | 0        | 0        | 1        | 1        | 0        | 0        | 0        | 0        | 0        | 0        | 0        | 0          | W     | 19-13 |       |
| 10/23              | 49ers       | S   | 5          | 2         | 3         | 0.0       | 0.0        | 0           | 0        | 0             | 0        | 0        | 0         | 0         | 0        | 0        | 0        | 0        | 0        | 0        | 0        | 0        | 0        | 0        | 0        | 0        | 0        | 0        | 0        | 0          | W     | 22-17 |       |
| 10/29              | at Packers  | S   | 8          | 5         | 3         | 0.0       | 0.0        | 0           | 0        | 0             | 1        | 43       | 43        | 0         | 1        | 0        | 0        | 0        | 0        | 0        | 0        | 0        | 0        | 0        | 0        | 0        | 0        | 0        | 0        | 0          | W     | 24-10 |       |
| 11/05              | at Falcons  | S   | 5          | 3         | 2         | 0.0       | 0.0        | 1           | 1        | 2             | 0        | 0        | 0         | 0         | 0        | 0        | 1        | 0        | 0        | 0        | 0        | 0        | 0        | 0        | 0        | 0        | 0        | 0        | 0        | W          | 31-28 |       |       |
| <b>2023 TOTALS</b> |             |     | <b>9-9</b> | <b>58</b> | <b>35</b> | <b>23</b> | <b>1.0</b> | <b>10.0</b> | <b>4</b> | <b>3</b>      | <b>7</b> | <b>1</b> | <b>43</b> | <b>43</b> | <b>0</b> | <b>3</b> | <b>1</b> | <b>1</b> | <b>0</b> | <b>0</b> | <b>2</b> | <b>2</b> | <b>0</b> | <b>0</b> | <b>0</b> | <b>0</b> | <b>0</b> | <b>0</b> | <b>0</b> | <b>5-4</b> |       |       |       |



# JOHNNY MUNDT



**TIGHT END**

**Ht:** 6-4

**Wt:** 233

**DOB:** 11-23-94

**College:** Oregon

**Vikings Season:** 2

**NFL Season:** 6

**Acquired:** FA '22

**2023 GP/GS**

9/0

**CAREER GP/GS**

73/15

**PLAYOFF GP/GS**

6/0

## KEY TRANSACTIONS

- Signed as an undrafted free agent by the Los Angeles Rams on 5/3/17
- Placed on PUP by the Rams on 7/27/17.
- Activated from PUP on 8/15/17.
- Waived by the Rams on 9/3/17.
- Cut by the Rams on 9/4/17.
- Added to the Rams practice squad on 9/6/17.
- Activated from the Rams practice squad on 11/11/17.
- Waived by the Rams on 11/21/17.
- Cut by the Rams on 11/22/17.
- Added to the Rams practice squad on 11/23/17.
- Signed a Reserve/Future on 1/8/18 with the Rams.
- Signed a one-year deal with the Rams on 4/17/20.
- Signed a one-year deal with the Rams on 3/19/21.
- Placed on Injured Reserve by the Rams on 10/19/21.
- Signed with the Minnesota Vikings on 3/18/22.

## OFF THE FIELD

- Applied Econ, Business & Society major while at Oregon.
- Married his wife, Mariah, during the 2019 offseason.
- Enjoys mountain biking, cooking, video games and occasionally plays guitar.
- Family farms walnuts.

## CAREER NOTES

### 2023 | MINNESOTA VIKINGS

- Has appeared in all nine games to start the season.
- Hauled in an 18-yard reception at Atlanta (11/5), his longest since joining the Vikings.
- Caught one pass for eight yards at Green Bay in Week 8 (10/29).
- Collected his first catch of the season in Week 5 against Kansas City (10/8).

### 2022 | MINNESOTA VIKINGS

- Started his first game with the Vikings and tallied three receptions for 17 yards (9/11).
- Recorded the second-longest pass of his career at Philadelphia, a 17-yard connection from QB Kirk Cousins (9/19).
- Caught his first NFL touchdown pass from QB Kirk Cousins (10/30).
- Tallied his first postseason reception for 12 yards from Cousins against the Giants (1/15/23).

### 2021 | LOS ANGELES RAMS

- Played in six games during the 2021 season and was placed on IR following Week 6.
- Caught one pass in 2021, a nine-yard reception from QB Matthew Stafford.

- Played 81 snaps on special teams.

#### 2020 | LOS ANGELES RAMS

- Appeared in 16 regular-season games with one start at tight end.
- Hauled in four receptions for 53 yards, averaging 13.3 yards per reception.
- Played 266 snaps on special teams.

#### 2019 | LOS ANGELES RAMS

- Appeared in 13 games with two starts, making his first career start in Week 11 against the Chicago Bears.
- Finished the season with four receptions for 26 yards.
- Caught a career-high two passes for 15 yards in Week 15 against Dallas.

#### 2018 | LOS ANGELES RAMS

- Appeared in 10 regular-season games and three postseason contests, including Super Bowl LIII.
- Hauled in his first career reception in Week 17 and also contributed on special teams...vs. San Francisco (12/30).
- Saw action at tight end and on special teams and recorded his first career reception on a five-yard pass from QB Sean Mannion.

#### 2017 | LOS ANGELES RAMS

- Spent Weeks 1-9 on the Rams Practice Squad before being signed to the active roster for a Week 10 home win over Houston (11/12/17) and a Week 11 road loss to Minnesota (11/19/17).

#### COLLEGE - OREGON

- Earned Pac-12 All-Conference Honorable Mention and Dudley Randolph Clarke Memorial Award for the team's most improved player in 2016.
- Started the last six games of the season but saw action in eight games.
- Ended the season with 23 receptions for 334 yards and four touchdowns.
- Was on the John Mackey Award Watch List (Nation's Top Tight End) in 2015.
- Recipient of program's Len Casanova Award as the team's first-year player who exemplified the ideals and inspiration of the program's former head football coach and athletics director.

#### PREP - CENTRAL CATHOLIC (CALIF.)

- Two-time first-team MaxPrep Division IV all-state tight end helped the Raiders to the IV state championship his senior year and a 14-2 mark.
- Western Athletic League MVP was listed 10th among the nation's tight end prospects by ESPN.com.

### JOHNNY MUNDT'S NFL REGULAR SEASON RUSHING/RECEIVING STATISTICS

| DATE              | TEAM    | GP        | GS        | RECEIVING |            |            |           |          | RUSHING  |          |            |          |          |
|-------------------|---------|-----------|-----------|-----------|------------|------------|-----------|----------|----------|----------|------------|----------|----------|
|                   |         |           |           | NO.       | YDS.       | AVG.       | LG        | TD       | NO.      | YDS.     | AVG.       | LG       | TD       |
| 2023              | Vikings | 9         | 0         | 3         | 37         | 12.3       | 18        | 0        | 0        | 0        | 0.0        | 0        | 0        |
| 2022              | Vikings | 17        | 12        | 19        | 140        | 7.4        | 17        | 1        | 0        | 0        | 0.0        | 0        | 0        |
| 2021              | Rams    | 6         | 0         | 1         | 9          | 9.0        | 9         | 0        | 0        | 0        | 0.0        | 0        | 0        |
| 2020              | Rams    | 16        | 1         | 4         | 53         | 13.3       | 34        | 0        | 0        | 0        | 0.0        | 0        | 0        |
| 2019              | Rams    | 13        | 2         | 4         | 26         | 6.5        | 9         | 0        | 0        | 0        | 0.0        | 0        | 0        |
| 2018              | Rams    | 10        | 0         | 1         | 5          | 5.0        | 5         | 0        | 0        | 0        | 0.0        | 0        | 0        |
| 2017              | Rams    | 2         | 0         | 0         | 0          | 0.0        | 0         | 0        | 0        | 0        | 0.0        | 0        | 0        |
| <b>NFL TOTALS</b> |         | <b>73</b> | <b>15</b> | <b>32</b> | <b>270</b> | <b>8.4</b> | <b>34</b> | <b>1</b> | <b>0</b> | <b>0</b> | <b>0.0</b> | <b>0</b> | <b>0</b> |

## JOHNNY MUNDT'S NFL POSTSEASON RUSHING/RECEIVING STATISTICS

| DATE              | TEAM    | RECEIVING |          |          |           |             |           |          | RUSHING  |          |            |          |          |
|-------------------|---------|-----------|----------|----------|-----------|-------------|-----------|----------|----------|----------|------------|----------|----------|
|                   |         | GP        | GS       | NO.      | YDS.      | AVG.        | LG        | TD       | NO.      | YDS.     | AVG.       | LG       | TD       |
| 2022              | Vikings | 1         | 0        | 1        | 12        | 12.0        | 12        | 0        | 0        | 0        | 0.0        | 0        | 0        |
| 2021              | Rams    | 0         | 0        | 0        | 0         | 0.0         | 0         | 0        | 0        | 0        | 0.0        | 0        | 0        |
| 2020              | Rams    | 2         | 0        | 0        | 0         | 0.0         | 0         | 0        | 0        | 0        | 0.0        | 0        | 0        |
| 2018              | Rams    | 3         | 0        | 0        | 0         | 0.0         | 0         | 0        | 0        | 0        | 0.0        | 0        | 0        |
| <b>NFL TOTALS</b> |         | <b>6</b>  | <b>0</b> | <b>1</b> | <b>12</b> | <b>12.0</b> | <b>12</b> | <b>0</b> | <b>0</b> | <b>0</b> | <b>0.0</b> | <b>0</b> | <b>0</b> |

### SINGLE-GAME HIGHS: RECEIVING

#### Receptions

3 vs. GB, Sep 11, 2022  
...1 more at 3.

#### Longest Receptions

34 vs. CHI, Oct 26, 2020

#### Receiving Yards

48 vs. CHI, Oct 26, 2020

#### All-Purpose Yards

48 vs. CHI, Oct 26, 2020

#### Receiving Average

16.0 vs. CHI, Oct 26, 2020

#### Special Teams Tackles

2 at PIT, Nov 10, 2019

### SINGLE-GAME HIGHS - POSTSEASON: RUSHING/RECEIVING

#### Special Teams Tackles

1 at GB, Jan 16, 2021  
...1 more at 1.

### 2023 GAME-BY-GAME REGULAR-SEASON STATISTICS (VIKINGS)

| DATE               | OPPONENT    | P/S        | RECEIVING |           |             |           |          | RUSHING  |          |            |          |          | W/L        | SCORE |
|--------------------|-------------|------------|-----------|-----------|-------------|-----------|----------|----------|----------|------------|----------|----------|------------|-------|
|                    |             |            | NO.       | YDS.      | AVG.        | LG        | TD       | NO.      | YDS.     | AVG.       | LG       | TD       |            |       |
| 09/10              | Buccaneers  | P          | 0         | 0         | 0.0         | 0         | 0        | 0        | 0        | 0.0        | 0        | 0        | L          | 17-20 |
| 09/14              | at Eagles   | P          | 0         | 0         | 0.0         | 0         | 0        | 0        | 0        | 0.0        | 0        | 0        | L          | 28-34 |
| 09/24              | Chargers    | P          | 0         | 0         | 0.0         | 0         | 0        | 0        | 0        | 0.0        | 0        | 0        | L          | 24-28 |
| 10/01              | at Panthers | P          | 0         | 0         | 0.0         | 0         | 0        | 0        | 0        | 0.0        | 0        | 0        | W          | 21-13 |
| 10/08              | Chiefs      | P          | 1         | 11        | 11.0        | 11        | 0        | 0        | 0        | 0.0        | 0        | 0        | L          | 20-27 |
| 10/15              | at Bears    | P          | 0         | 0         | 0.0         | 0         | 0        | 0        | 0        | 0.0        | 0        | 0        | W          | 19-13 |
| 10/23              | 49ers       | P          | 0         | 0         | 0.0         | 0         | 0        | 0        | 0        | 0.0        | 0        | 0        | W          | 22-17 |
| 10/29              | at Packers  | P          | 1         | 8         | 8.0         | 8         | 0        | 0        | 0        | 0.0        | 0        | 0        | W          | 24-10 |
| 11/05              | at Falcons  | P          | 1         | 18        | 18.0        | 18        | 0        | 0        | 0        | 0.0        | 0        | 0        | W          | 31-28 |
| <b>2023 TOTALS</b> |             | <b>9-0</b> | <b>3</b>  | <b>37</b> | <b>12.3</b> | <b>18</b> | <b>0</b> | <b>0</b> | <b>0</b> | <b>0.0</b> | <b>0</b> | <b>0</b> | <b>5-4</b> |       |

**2022 GAME-BY-GAME REGULAR-SEASON STATISTICS (VIKINGS)**

|                    |                  |              | RECEIVING |            |            |           |          | RUSHING  |          |            |          |          |          |             |
|--------------------|------------------|--------------|-----------|------------|------------|-----------|----------|----------|----------|------------|----------|----------|----------|-------------|
| DATE               | OPPONENT         | P/S          | NO.       | YDS.       | AVG.       | LG        | TD       | NO.      | YDS.     | AVG.       | LG       | TD       | W/L      | SCORE       |
| 09/11              | Packers          | S            | 3         | 17         | 5.7        | 12        | 0        | 0        | 0        | 0.0        | 0        | 0        | W        | 23-7        |
| 09/19              | at Eagles        | S            | 2         | 28         | 14.0       | 17        | 0        | 0        | 0        | 0.0        | 0        | 0        | L        | 7-24        |
| 09/25              | Lions            | P            | 2         | 23         | 11.5       | 12        | 0        | 0        | 0        | 0.0        | 0        | 0        | W        | 28-24       |
| 10/02              | at Saints        | S            | 0         | 0          | 0.0        | 0         | 0        | 0        | 0        | 0.0        | 0        | 0        | W        | 28-25       |
| 10/09              | Bears            | S            | 2         | 6          | 3.0        | 4         | 0        | 0        | 0        | 0.0        | 0        | 0        | W        | 29-22       |
| 10/16              | at Dolphins      | S            | 2         | 1          | 0.5        | 1         | 0        | 0        | 0        | 0.0        | 0        | 0        | W        | 24-16       |
| 10/30              | Cardinals        | S            | 1         | 1          | 1.0        | 1t        | 1        | 0        | 0        | 0.0        | 0        | 0        | W        | 34-26       |
| 11/06              | at<br>Commanders | P            | 1         | 1          | 1.0        | 1         | 0        | 0        | 0        | 0.0        | 0        | 0        | W        | 20-17       |
| 11/13              | at Bills         | P            | 0         | 0          | 0.0        | 0         | 0        | 0        | 0        | 0.0        | 0        | 0        | W        | 33-30+      |
| 11/20              | Cowboys          | S            | 1         | 8          | 8.0        | 8         | 0        | 0        | 0        | 0.0        | 0        | 0        | L        | 3-40        |
| 11/24              | Patriots         | S            | 2         | 20         | 10.0       | 13        | 0        | 0        | 0        | 0.0        | 0        | 0        | W        | 33-26       |
| 12/04              | Jets             | S            | 1         | 12         | 12.0       | 12        | 0        | 0        | 0        | 0.0        | 0        | 0        | W        | 27-22       |
| 12/11              | at Lions         | P            | 0         | 0          | 0.0        | 0         | 0        | 0        | 0        | 0.0        | 0        | 0        | L        | 23-34       |
| 12/17              | Colts            | S            | 1         | 7          | 7.0        | 7         | 0        | 0        | 0        | 0.0        | 0        | 0        | W        | 39-36+      |
| 12/24              | Giants           | S            | 1         | 16         | 16.0       | 16        | 0        | 0        | 0        | 0.0        | 0        | 0        | W        | 27-24       |
| 01/01              | at Packers       | S            | 0         | 0          | 0.0        | 0         | 0        | 0        | 0        | 0.0        | 0        | 0        | L        | 17-41       |
| 01/08              | at Bears         | P            | 0         | 0          | 0.0        | 0         | 0        | 0        | 0        | 0.0        | 0        | 0        | W        | 29-13       |
| <b>2022 TOTALS</b> |                  | <b>17-12</b> | <b>19</b> | <b>140</b> | <b>7.4</b> | <b>17</b> | <b>1</b> | <b>0</b> | <b>0</b> | <b>0.0</b> | <b>0</b> | <b>0</b> | <b>0</b> | <b>13-4</b> |

+ - Overtime

**2021 GAME-BY-GAME REGULAR-SEASON STATISTICS (RAMS)**

|                    |              |            | RECEIVING |          |            |          |               | RUSHING  |          |            |          |          |          |             |
|--------------------|--------------|------------|-----------|----------|------------|----------|---------------|----------|----------|------------|----------|----------|----------|-------------|
| DATE               | OPPONENT     | P/S        | NO.       | YDS.     | AVG.       | LG       | TD            | NO.      | YDS.     | AVG.       | LG       | TD       | W/L      | SCORE       |
| 09/12              | Bears        | P          | 0         | 0        | 0.0        | 0        | 0             | 0        | 0        | 0.0        | 0        | 0        | W        | 34-14       |
| 09/19              | at Colts     | P          | 0         | 0        | 0.0        | 0        | 0             | 0        | 0        | 0.0        | 0        | 0        | W        | 27-24       |
| 09/26              | Buccaneers   | P          | 0         | 0        | 0.0        | 0        | 0             | 0        | 0        | 0.0        | 0        | 0        | W        | 34-24       |
| 10/03              | Cardinals    | P          | 1         | 9        | 9.0        | 9        | 0             | 0        | 0        | 0.0        | 0        | 0        | L        | 20-37       |
| 10/07              | at Seahawks  | P          | 0         | 0        | 0.0        | 0        | 0             | 0        | 0        | 0.0        | 0        | 0        | W        | 26-17       |
| 10/17              | at Giants    | P          | 0         | 0        | 0.0        | 0        | 0             | 0        | 0        | 0.0        | 0        | 0        | W        | 38-11       |
| 10/24              | Lions        |            |           |          |            |          | RESERVE/NFIN  |          |          |            |          |          | W        | 28-19       |
| 10/31              | at Texans    |            |           |          |            |          | NOT ON ROSTER |          |          |            |          |          | W        | 38-22       |
| 11/07              | Titans       |            |           |          |            |          | NOT ON ROSTER |          |          |            |          |          | L        | 16-28       |
| 11/15              | at 49ers     |            |           |          |            |          | NOT ON ROSTER |          |          |            |          |          | L        | 10-31       |
| 11/28              | at Packers   |            |           |          |            |          | RESERVE/NFIN  |          |          |            |          |          | L        | 28-36       |
| 12/05              | Jaguars      |            |           |          |            |          | RESERVE/NFIN  |          |          |            |          |          | W        | 37-7        |
| 12/13              | at Cardinals |            |           |          |            |          | RESERVE/NFIN  |          |          |            |          |          | W        | 30-23       |
| 12/21              | Seahawks     |            |           |          |            |          | RESERVE/NFIN  |          |          |            |          |          | W        | 20-10       |
| 12/26              | at Vikings   |            |           |          |            |          | RESERVE/NFIN  |          |          |            |          |          | W        | 30-23       |
| 01/02              | at Ravens    |            |           |          |            |          | RESERVE/NFIN  |          |          |            |          |          | W        | 20-19       |
| 01/09              | 49ers        |            |           |          |            |          | RESERVE/NFIN  |          |          |            |          |          | L        | 24-27+      |
| <b>2021 TOTALS</b> |              | <b>6-0</b> | <b>1</b>  | <b>9</b> | <b>9.0</b> | <b>9</b> | <b>0</b>      | <b>0</b> | <b>0</b> | <b>0.0</b> | <b>0</b> | <b>0</b> | <b>0</b> | <b>12-5</b> |

+ - Overtime

**2020 GAME-BY-GAME REGULAR-SEASON STATISTICS (RAMS)**

|                    |                  | RECEIVING   |          |           |             |           |          | RUSHING  |          |            |          |          |             |       |  |
|--------------------|------------------|-------------|----------|-----------|-------------|-----------|----------|----------|----------|------------|----------|----------|-------------|-------|--|
| DATE               | OPPONENT         | P/S         | NO.      | YDS.      | AVG.        | LG        | TD       | NO.      | YDS.     | AVG.       | LG       | TD       | W/L         | SCORE |  |
| 09/13              | Cowboys          | P           | 0        | 0         | 0.0         | 0         | 0        | 0        | 0        | 0.0        | 0        | 0        | W           | 20-17 |  |
| 09/20              | at Eagles        | P           | 0        | 0         | 0.0         | 0         | 0        | 0        | 0        | 0.0        | 0        | 0        | W           | 37-19 |  |
| 09/27              | at Bills         | P           | 0        | 0         | 0.0         | 0         | 0        | 0        | 0        | 0.0        | 0        | 0        | L           | 32-35 |  |
| 10/04              | Giants           | P           | 1        | 5         | 5.0         | 5         | 0        | 0        | 0        | 0.0        | 0        | 0        | W           | 17-9  |  |
| 10/11              | at Football Team | P           | 0        | 0         | 0.0         | 0         | 0        | 0        | 0        | 0.0        | 0        | 0        | W           | 30-10 |  |
| 10/18              | at 49ers         | P           | 0        | 0         | 0.0         | 0         | 0        | 0        | 0        | 0.0        | 0        | 0        | L           | 16-24 |  |
| 10/26              | Bears            | S           | 3        | 48        | 16.0        | 34        | 0        | 0        | 0        | 0.0        | 0        | 0        | W           | 24-10 |  |
| 11/01              | at Dolphins      | P           | 0        | 0         | 0.0         | 0         | 0        | 0        | 0        | 0.0        | 0        | 0        | L           | 17-28 |  |
| 11/15              | Seahawks         | P           | 0        | 0         | 0.0         | 0         | 0        | 0        | 0        | 0.0        | 0        | 0        | W           | 23-16 |  |
| 11/23              | at Buccaneers    | P           | 0        | 0         | 0.0         | 0         | 0        | 0        | 0        | 0.0        | 0        | 0        | W           | 27-24 |  |
| 11/29              | 49ers            | P           | 0        | 0         | 0.0         | 0         | 0        | 0        | 0        | 0.0        | 0        | 0        | L           | 20-23 |  |
| 12/06              | at Cardinals     | P           | 0        | 0         | 0.0         | 0         | 0        | 0        | 0        | 0.0        | 0        | 0        | W           | 38-28 |  |
| 12/10              | Patriots         | P           | 0        | 0         | 0.0         | 0         | 0        | 0        | 0        | 0.0        | 0        | 0        | W           | 24-3  |  |
| 12/20              | Jets             | P           | 0        | 0         | 0.0         | 0         | 0        | 0        | 0        | 0.0        | 0        | 0        | L           | 20-23 |  |
| 12/27              | at Seahawks      | P           | 0        | 0         | 0.0         | 0         | 0        | 0        | 0        | 0.0        | 0        | 0        | L           | 9-20  |  |
| 01/03              | Cardinals        | P           | 0        | 0         | 0.0         | 0         | 0        | 0        | 0        | 0.0        | 0        | 0        | W           | 18-7  |  |
| <b>2020 TOTALS</b> |                  | <b>16-1</b> | <b>4</b> | <b>53</b> | <b>13.3</b> | <b>34</b> | <b>0</b> | <b>0</b> | <b>0</b> | <b>0.0</b> | <b>0</b> | <b>0</b> | <b>10-6</b> |       |  |

**2019 GAME-BY-GAME REGULAR-SEASON STATISTICS (RAMS)**

|                    |              | RECEIVING   |          |           |            |          |          | RUSHING  |          |            |          |          |            |       |  |
|--------------------|--------------|-------------|----------|-----------|------------|----------|----------|----------|----------|------------|----------|----------|------------|-------|--|
| DATE               | OPPONENT     | P/S         | NO.      | YDS.      | AVG.       | LG       | TD       | NO.      | YDS.     | AVG.       | LG       | TD       | W/L        | SCORE |  |
| 09/08              | at Panthers  |             |          |           |            |          |          |          |          |            |          |          | W          | 30-27 |  |
| 09/15              | Saints       |             |          |           |            |          |          |          |          |            |          |          | W          | 27-9  |  |
| 09/22              | at Browns    | P           | 0        | 0         | 0.0        | 0        | 0        | 0        | 0        | 0.0        | 0        | 0        | W          | 20-13 |  |
| 09/29              | Buccaneers   |             |          |           |            |          |          |          |          |            |          |          | L          | 40-55 |  |
| 10/03              | at Seahawks  | P           | 0        | 0         | 0.0        | 0        | 0        | 0        | 0        | 0.0        | 0        | 0        | L          | 29-30 |  |
| 10/13              | 49ers        | P           | 0        | 0         | 0.0        | 0        | 0        | 0        | 0        | 0.0        | 0        | 0        | L          | 7-20  |  |
| 10/20              | at Falcons   | P           | 0        | 0         | 0.0        | 0        | 0        | 0        | 0        | 0.0        | 0        | 0        | W          | 37-10 |  |
| 10/27              | Bengals      | P           | 0        | 0         | 0.0        | 0        | 0        | 0        | 0        | 0.0        | 0        | 0        | W          | 24-10 |  |
| 11/10              | at Steelers  | P           | 1        | 9         | 9.0        | 9        | 0        | 0        | 0        | 0.0        | 0        | 0        | L          | 12-17 |  |
| 11/17              | Bears        | S           | 0        | 0         | 0.0        | 0        | 0        | 0        | 0        | 0.0        | 0        | 0        | W          | 17-7  |  |
| 11/25              | Ravens       | P           | 0        | 0         | 0.0        | 0        | 0        | 0        | 0        | 0.0        | 0        | 0        | L          | 6-45  |  |
| 12/01              | at Cardinals | P           | 0        | 0         | 0.0        | 0        | 0        | 0        | 0        | 0.0        | 0        | 0        | W          | 34-7  |  |
| 12/08              | Seahawks     | S           | 0        | 0         | 0.0        | 0        | 0        | 0        | 0        | 0.0        | 0        | 0        | W          | 28-12 |  |
| 12/15              | at Cowboys   | P           | 2        | 15        | 7.5        | 9        | 0        | 0        | 0        | 0.0        | 0        | 0        | L          | 21-44 |  |
| 12/21              | at 49ers     | P           | 0        | 0         | 0.0        | 0        | 0        | 0        | 0        | 0.0        | 0        | 0        | L          | 31-34 |  |
| 12/29              | Cardinals    | P           | 1        | 2         | 2.0        | 2        | 0        | 0        | 0        | 0.0        | 0        | 0        | W          | 31-24 |  |
| <b>2019 TOTALS</b> |              | <b>13-2</b> | <b>4</b> | <b>26</b> | <b>6.5</b> | <b>9</b> | <b>0</b> | <b>0</b> | <b>0</b> | <b>0.0</b> | <b>0</b> | <b>0</b> | <b>9-7</b> |       |  |



**2018 GAME-BY-GAME REGULAR-SEASON STATISTICS (RAMS)**

|                    |              |     | RECEIVING |          |            |          |          | RUSHING  |          |            |          |          |             |       |
|--------------------|--------------|-----|-----------|----------|------------|----------|----------|----------|----------|------------|----------|----------|-------------|-------|
| DATE               | OPPONENT     | P/S | NO.       | YDS.     | AVG.       | LG       | TD       | NO.      | YDS.     | AVG.       | LG       | TD       | W/L         | SCORE |
| 09/10              | at Raiders   | P   | 0         | 0        | 0.0        | 0        | 0        | 0        | 0        | 0.0        | 0        | 0        | W           | 33-13 |
| 09/16              | Cardinals    | P   | 0         | 0        | 0.0        | 0        | 0        | 0        | 0        | 0.0        | 0        | 0        | W           | 34-0  |
| 09/23              | Chargers     | P   | 0         | 0        | 0.0        | 0        | 0        | 0        | 0        | 0.0        | 0        | 0        | W           | 35-23 |
| 09/27              | Vikings      | P   | 0         | 0        | 0.0        | 0        | 0        | 0        | 0        | 0.0        | 0        | 0        | W           | 38-31 |
| 10/07              | at Seahawks  | P   | 0         | 0        | 0.0        | 0        | 0        | 0        | 0        | 0.0        | 0        | 0        | W           | 33-31 |
| 10/14              | at Broncos   | P   | 0         | 0        | 0.0        | 0        | 0        | 0        | 0        | 0.0        | 0        | 0        | W           | 23-20 |
| 10/21              | at 49ers     | P   | 0         | 0        | 0.0        | 0        | 0        | 0        | 0        | 0.0        | 0        | 0        | W           | 39-10 |
| 10/28              | Packers      |     |           |          |            |          | INACTIVE |          |          |            |          |          | W           | 29-27 |
| 11/04              | at Saints    |     |           |          |            |          | INACTIVE |          |          |            |          |          | L           | 35-45 |
| 11/11              | Seahawks     |     |           |          |            |          | INACTIVE |          |          |            |          |          | W           | 36-31 |
| 11/19              | Chiefs       |     |           |          |            |          | INACTIVE |          |          |            |          |          | W           | 54-51 |
| 12/02              | at Lions     |     |           |          |            |          | INACTIVE |          |          |            |          |          | W           | 30-16 |
| 12/09              | at Bears     |     |           |          |            |          | INACTIVE |          |          |            |          |          | L           | 6-15  |
| 12/16              | Eagles       | P   | 0         | 0        | 0.0        | 0        | 0        | 0        | 0        | 0.0        | 0        | 0        | L           | 23-30 |
| 12/23              | at Cardinals | P   | 0         | 0        | 0.0        | 0        | 0        | 0        | 0        | 0.0        | 0        | 0        | W           | 31-9  |
| 12/30              | 49ers        | P   | 1         | 5        | 5.0        | 5        | 0        | 0        | 0        | 0.0        | 0        | 0        | W           | 48-32 |
| <b>2018 TOTALS</b> | <b>10-0</b>  |     | <b>1</b>  | <b>5</b> | <b>5.0</b> | <b>5</b> | <b>0</b> | <b>0</b> | <b>0</b> | <b>0.0</b> | <b>0</b> | <b>0</b> | <b>13-3</b> |       |

**2017 GAME-BY-GAME REGULAR-SEASON STATISTICS (RAMS)**

|                    |            |     | RECEIVING |          |            |          |              | RUSHING  |          |            |          |          |            |       |
|--------------------|------------|-----|-----------|----------|------------|----------|--------------|----------|----------|------------|----------|----------|------------|-------|
| DATE               | OPPONENT   | P/S | NO.       | YDS.     | AVG.       | LG       | TD           | NO.      | YDS.     | AVG.       | LG       | TD       | W/L        | SCORE |
| 09/10              | Colts      |     |           |          |            |          | ACTIVE/PUP   |          |          |            |          |          | W          | 46-9  |
| 11/12              | Texans     | P   | 0         | 0        | 0.0        | 0        | 0            | 0        | 0        | 0.0        | 0        | 0        | W          | 33-7  |
| 11/19              | at Vikings | P   | 0         | 0        | 0.0        | 0        | 0            | 0        | 0        | 0.0        | 0        | 0        | L          | 7-24  |
| 11/26              | Saints     |     |           |          |            |          | DID NOT PLAY |          |          |            |          |          | W          | 26-20 |
| <b>2017 TOTALS</b> | <b>2-0</b> |     | <b>0</b>  | <b>0</b> | <b>0.0</b> | <b>0</b> | <b>0</b>     | <b>0</b> | <b>0</b> | <b>0.0</b> | <b>0</b> | <b>0</b> | <b>3-1</b> |       |

**2022 GAME-BY-GAME POSTSEASON STATISTICS (VIKINGS)**

|                    |            |     | RECEIVING |           |             |           |          | RUSHING  |          |            |          |          |            |       |
|--------------------|------------|-----|-----------|-----------|-------------|-----------|----------|----------|----------|------------|----------|----------|------------|-------|
| DATE               | OPPONENT   | P/S | NO.       | YDS.      | AVG.        | LG        | TD       | NO.      | YDS.     | AVG.       | LG       | TD       | W/L        | SCORE |
| 01/15              | Giants     | P   | 1         | 12        | 12.0        | 12        | 0        | 0        | 0        | 0.0        | 0        | 0        | L          | 24-31 |
| <b>2022 TOTALS</b> | <b>1-0</b> |     | <b>1</b>  | <b>12</b> | <b>12.0</b> | <b>12</b> | <b>0</b> | <b>0</b> | <b>0</b> | <b>0.0</b> | <b>0</b> | <b>0</b> | <b>0-1</b> |       |

**2021 GAME-BY-GAME POSTSEASON STATISTICS (RAMS)**

|                    |               |     | RECEIVING |          |            |          |              | RUSHING  |          |            |          |          |            |       |
|--------------------|---------------|-----|-----------|----------|------------|----------|--------------|----------|----------|------------|----------|----------|------------|-------|
| DATE               | OPPONENT      | P/S | NO.       | YDS.     | AVG.       | LG       | TD           | NO.      | YDS.     | AVG.       | LG       | TD       | W/L        | SCORE |
| 01/17              | Cardinals     |     |           |          |            |          | RESERVE/NFIN |          |          |            |          |          | W          | 34-11 |
| 01/23              | at Buccaneers |     |           |          |            |          | RESERVE/NFIN |          |          |            |          |          | W          | 30-27 |
| 01/30              | 49ers         |     |           |          |            |          | RESERVE/NFIN |          |          |            |          |          | W          | 20-17 |
| 02/13              | at Bengals    |     |           |          |            |          | RESERVE/NFIN |          |          |            |          |          | W          | 23-20 |
| <b>2021 TOTALS</b> | <b>0-0</b>    |     | <b>0</b>  | <b>0</b> | <b>0.0</b> | <b>0</b> | <b>0</b>     | <b>0</b> | <b>0</b> | <b>0.0</b> | <b>0</b> | <b>0</b> | <b>4-0</b> |       |

**2020 GAME-BY-GAME POSTSEASON STATISTICS (RAMS)**

| DATE               | OPPONENT    | P/S        | RECEIVING |          |            |          |          | RUSHING  |          |            |          |          | W/L        | SCORE |
|--------------------|-------------|------------|-----------|----------|------------|----------|----------|----------|----------|------------|----------|----------|------------|-------|
|                    |             |            | NO.       | YDS.     | AVG.       | LG       | TD       | NO.      | YDS.     | AVG.       | LG       | TD       |            |       |
| 01/09              | at Seahawks | P          | 0         | 0        | 0.0        | 0        | 0        | 0        | 0        | 0.0        | 0        | 0        | W          | 30-20 |
| 01/16              | at Packers  | P          | 0         | 0        | 0.0        | 0        | 0        | 0        | 0        | 0.0        | 0        | 0        | L          | 18-32 |
| <b>2020 TOTALS</b> |             | <b>2-0</b> | <b>0</b>  | <b>0</b> | <b>0.0</b> | <b>0</b> | <b>0</b> | <b>0</b> | <b>0</b> | <b>0.0</b> | <b>0</b> | <b>0</b> | <b>1-1</b> |       |


**2018 GAME-BY-GAME POSTSEASON STATISTICS (RAMS)**

| DATE               | OPPONENT  | P/S        | RECEIVING |          |            |          |          | RUSHING  |          |            |          |          | W/L        | SCORE  |
|--------------------|-----------|------------|-----------|----------|------------|----------|----------|----------|----------|------------|----------|----------|------------|--------|
|                    |           |            | NO.       | YDS.     | AVG.       | LG       | TD       | NO.      | YDS.     | AVG.       | LG       | TD       |            |        |
| 01/12              | Cowboys   | P          | 0         | 0        | 0.0        | 0        | 0        | 0        | 0        | 0.0        | 0        | 0        | W          | 30-22  |
| 01/20              | at Saints | P          | 0         | 0        | 0.0        | 0        | 0        | 0        | 0        | 0.0        | 0        | 0        | W          | 26-23+ |
| 02/03              | Patriots  | P          | 0         | 0        | 0.0        | 0        | 0        | 0        | 0        | 0.0        | 0        | 0        | L          | 3-13   |
| <b>2018 TOTALS</b> |           | <b>3-0</b> | <b>0</b>  | <b>0</b> | <b>0.0</b> | <b>0</b> | <b>0</b> | <b>0</b> | <b>0</b> | <b>0.0</b> | <b>0</b> | <b>0</b> | <b>2-1</b> |        |

+ - Overtime



# BYRON MURPHY JR.



**CORNERBACK**

**Ht:** 5-11

**DOB:** 1-18-98

**Vikings Season:** 1

**Acquired:** FA '23

**Wt:** 190

**College:** Washington

**NFL Season:** 5

**2023 GP/GS**

9/9

**CAREER GP/GS**

65/57

**PLAYOFF GP/GS**

1/1

## KEY TRANSACTIONS

- Selected with the Cardinals first pick in the second round (33rd overall) of the 2019 NFL Draft

## OFF THE FIELD

- Standout on the basketball team in high school
- Has one son Malakai

## HONORS

- NFC Defensive Player of the Week (vs. Jacksonville 9/26/21).

## CAREER NOTES

- Selected by the Cardinals in the second round (33rd overall) of the 2019 NFL Draft out of Washington, where he was a college teammate of All-Pro S Budda Baker.
- Scored on a 59-yard fumble recovery in overtime against Las Vegas in Week 2 which was the longest OT fumble return TD in NFL history and the second walk-off fumble recovery for a TD in Cardinals history.
- Led the Cardinals in passes defended twice (2019, 2021) through his first three NFL seasons.
- Had a career year in 2021, totaling 64 tackles, a team-high four INTs (one returned for a TD), a team-high 12 passes defended, a half-sack, a forced fumble and a fumble recovery. A Pro Bowl alternate, he was one of just 11 players in the NFL with 4+ INTs and 12+ passes defended last season.
- Named "NFC Defensive Player of the Week" for his performance against Jacksonville in Week 3 (2021) when he recorded two INTs, returning one 29 yards for a TD to give Arizona a 24-19 lead in the third quarter.
- One of four rookie defenders to start all 16 games and played the fifth most defensive snaps (1,104) among NFL rookies in 2019. Joined QB Kyler Murray to form the league's only duo of first-year teammates to start all 16 games on opposite sides of the ball.
- Led the Cardinals with 10 passes defended in 2019, which tied for third among NFL rookies and ranked third in franchise history by a first-year player.

## 2023 | MINNESOTA VIKINGS

- Started all nine games for the Vikings in 2023.
- In Week 9 at Atlanta (11/5), tallied three tackles, one tackle for loss, one interception and two passes defended.
- Collected his first interception of the season and first as a Vikings at Chicago (10/15).
- Logged a career-high 10 total tackles against the Chargers in Week 3.
- One of three Vikings defenders to play each of the team's 77 defensive snaps against the Eagles (9/14).
- Had two tackles and a pass defended at Philadelphia.
- Started the season opener against Tampa Bay (9/10), recording six tackles.

## 2022 | ARIZONA CARDINALS

- Started in nine games and recorded 36 tackles (29 solo), three TFL, one QB hit, 0.5 sacks, four passes defended, two fumble recoveries and a TD.
- Had a tackle and scored an overtime 59-yard TD on a fumble recovery for his second career NFL TD; his game-winning 59-yard score

- became the longest OT fumble return TD in NFL history and the second walk-off fumble recovery TD in Cardinals history.
- Started his fourth consecutive season opener while playing 100% of the snaps and recording four tackles vs. KC (9/11).

### 2021 | ARIZONA CARDINALS

- Started all 16 games he appeared in and led the team in INTs (four) and passes defended (12) along with 64 tackles (49 solo), one forced fumble, one fumble recovery and one TD.
- Played a big role as the Cardinals ranked 7th in the NFL with 27 total takeaways, 7th in pass yards allowed/game (214.4) and 10th in offensive points allowed (20.5).
- Played every defensive snap and registered four tackles, two INTs (one returned for a TD) and two passes defended at Jacksonville (9/26).
- Recorded the first multi-INT game of his career and scored his first career TD against Jacksonville and Earned NFC Defensive Player of the Week honors.

### 2020 | ARIZONA CARDINALS

- Played 15 games (seven starts) and totaled 51 tackles, three tackles for loss, 2.0 sacks, eight passes defended and two fumble recoveries.
- Had a career game with eight tackles, a tackle for loss, two passes defended and his first career fumble recovery on Monday Night Football at Dallas (10/19).
- Had two tackles and his first career sack for a unit that held the NFL's top-ranked scoring offense to seven points in the second half and OT on Sunday Night Football vs. Sea (10/25);.

### 2019 | ARIZONA CARDINALS

- One of four NFL rookie defenders to start all 16 games.
- Played the fifth most defensive snaps (1,104) among all NFL players.
- Totaled 66 tackles, three tackles for loss, one INT and a team-high 10 passes defended, which ranked third among NFL rookies and third in Cardinals franchise history by a rookie.
- Part of a defense that allowed season lows in points (13), TDs (one), first downs (13), third down conversions (one), total net yards (224), net passing yards (133) and completion percentage (51.6%) against the Seahawks (12/22).

### COLLEGE - WASHINGTON

- Started all 20 games he played in his final two seasons (2017-18) with the Huskies and totaled 74 tackles, seven INTs (one returned for a TD), 27 passes defended, seven tackles for loss, a sack and two forced fumbles.
- Recorded 58 tackles, four INTs (one returned for a TD), four tackles for loss, 17 passes defended and a forced fumble in 14 games (all starts), earning first-team All-American and first-team All-Pac 12 honors as a junior.
- Named the MVP of the Pac-12 Championship Game when he scored the game's only TD on a 66-yard INT return; also had another INT in the win over the Utes.
- Started all six games he played – the first three and the final three – missing seven games due to injury.
- Had two INTs in his debut against Rutgers and recorded an INT in the end zone during the Fiesta Bowl at State Farm Stadium.

### PREP - MARCOS DE NIZA/SAGUARO (ARIZ.)

- Named to the Arizona Republic's All-Decade Team.
- As a senior in 2015, earned Arizona Division II Player of the Year and All-Arizona first-team from the Arizona Republic and was named to the MaxPreps.com Medium-Sized Schools All-America first-team and All-America (all levels) second team as a WR.
- One of four finalists for the Lockheed Martin Air Defender of the Year (top DB in the nation) ... rated the No. 1 prospect in Arizona by the Arizona Republic.
- Helped lead the Sabercats to a 12-2 overall record and the Division II state championship as a senior.
- Invited to play in the U.S. Army All-American Bowl and had an INT in the game.
- Helped lead the Sabercats to a 14-0 mark and the Division III state title as a junior.

### BYRON MURPHY JR.'S NFL REGULAR SEASON DEFENSIVE STATISTICS

| DATE              | TEAM      | GP        | GS        | TACKLES    |            |           |           |           | INTERCEPTIONS |             |          |          |            | O. FUMB   |          |           |          |          | ST       |           |          |          | MISC     |          |          |          |          |          |          |   |   |
|-------------------|-----------|-----------|-----------|------------|------------|-----------|-----------|-----------|---------------|-------------|----------|----------|------------|-----------|----------|-----------|----------|----------|----------|-----------|----------|----------|----------|----------|----------|----------|----------|----------|----------|---|---|
|                   |           |           |           | TK         | S          | A         | TFL       | YDS       | SK            | YDS         | QBH      | NO       | YDS        | LG        | TD       | PD        | FF       | FR       | TD       | YDS       | TK       | S        | A        | FF       | FR       | S        | A        |          |          |   |   |
| 2023              | Vikings   | 9         | 9         | 35         | 26         | 9         | 2         | 6         | 0.0           | 0.0         | 0        | 2        | 55         | 37        | 0        | 9         | 0        | 1        | 0        | 0         | 0        | 0        | 0        | 0        | 0        | 0        | 0        | 0        | 0        | 0 | 0 |
| 2022              | Cardinals | 9         | 9         | 36         | 29         | 7         | 3         | 4         | 0.5           | 5.0         | 1        | 0        | 0          | 0         | 0        | 4         | 0        | 2        | 1        | 59        | 0        | 0        | 0        | 0        | 0        | 0        | 0        | 0        | 0        | 0 |   |
| 2021              | Cardinals | 16        | 16        | 64         | 49         | 15        | 0         | 0         | 0.5           | 0.5         | 1        | 4        | 49         | 29t       | 1        | 12        | 1        | 1        | 0        | 0         | 0        | 0        | 0        | 0        | 0        | 0        | 0        | 0        | 0        |   |   |
| 2020              | Cardinals | 15        | 7         | 51         | 40         | 11        | 3         | 18        | 2.0           | 10.0        | 2        | 0        | 0          | 0         | 0        | 8         | 0        | 2        | 0        | 3         | 0        | 0        | 0        | 0        | 0        | 0        | 0        | 0        | 0        |   |   |
| 2019              | Cardinals | 16        | 16        | 78         | 66         | 12        | 3         | 15        | 0.0           | 0.0         | 0        | 1        | 0          | 0         | 0        | 10        | 0        | 0        | 0        | 0         | 0        | 0        | 0        | 0        | 0        | 0        | 0        | 0        | 0        |   |   |
| <b>NFL TOTALS</b> |           | <b>65</b> | <b>57</b> | <b>264</b> | <b>210</b> | <b>54</b> | <b>11</b> | <b>43</b> | <b>3.0</b>    | <b>15.5</b> | <b>4</b> | <b>7</b> | <b>104</b> | <b>37</b> | <b>1</b> | <b>43</b> | <b>1</b> | <b>6</b> | <b>1</b> | <b>62</b> | <b>0</b> | <b>0</b> | <b>0</b> | <b>0</b> | <b>0</b> | <b>0</b> | <b>0</b> | <b>0</b> | <b>0</b> |   |   |

## BYRON MURPHY JR.'S NFL POSTSEASON DEFENSIVE STATISTICS

| DATE              | TEAM      | GP       | TACKLES  |          |          |          |          |          |            | INTERCEPTIONS |          |          |          |          |          | O. FUMB  |          |          | ST       |          |          |          | MISC     |          |          |          |          |   |
|-------------------|-----------|----------|----------|----------|----------|----------|----------|----------|------------|---------------|----------|----------|----------|----------|----------|----------|----------|----------|----------|----------|----------|----------|----------|----------|----------|----------|----------|---|
|                   |           |          | GS       | TK       | S        | A        | TFL      | YDS      | SK         | YDS           | QBH      | NO       | YDS      | LG       | TD       | PD       | FF       | FR       | TD       | YDS      | TK       | S        | A        | FF       | FR       | S        | A        |   |
| 2021              | Cardinals | 1        | 1        | 5        | 4        | 1        | 0        | 0        | 0.0        | 0.0           | 0        | 0        | 0        | 0        | 0        | 0        | 0        | 0        | 0        | 0        | 0        | 0        | 0        | 0        | 0        | 0        | 0        | 0 |
| <b>NFL TOTALS</b> |           | <b>1</b> | <b>1</b> | <b>5</b> | <b>4</b> | <b>1</b> | <b>0</b> | <b>0</b> | <b>0.0</b> | <b>0.0</b>    | <b>0</b> | <b>0</b> | <b>0</b> | <b>0</b> | <b>0</b> | <b>0</b> | <b>0</b> | <b>0</b> | <b>0</b> | <b>0</b> | <b>0</b> | <b>0</b> | <b>0</b> | <b>0</b> | <b>0</b> | <b>0</b> | <b>0</b> |   |

### SINGLE-GAME HIGHS: DEFENSIVE

|                        |                           |                                  |                         |
|------------------------|---------------------------|----------------------------------|-------------------------|
| <b>Total Tackles</b>   | 10 vs. LAC, Sep 24, 2023  | <b>Fumble Recoveries</b>         | 1 at CHI, Oct 15, 2023  |
| <b>Solo Tackles</b>    | 9 vs. LAC, Sep 24, 2023   |                                  | ...5 more at 1.         |
| <b>Sacks</b>           | 1.0 vs. PHI, Dec 20, 2020 | <b>Tackles For Loss</b>          | 3 vs. PHI, Oct 09, 2022 |
|                        | ...1 more at 1.0.         | <b>Interceptions</b>             | 2 at JAX, Sep 26, 2021  |
| <b>Passes Defensed</b> | 3 at CHI, Oct 15, 2023    | <b>Interception Return Yards</b> | 37 at CHI, Oct 15, 2023 |
|                        | ...2 more at 3.           | <b>Longest Opp Fumble Return</b> | 59 at LV, Sep 18, 2022  |
| <b>Forced Fumbles</b>  | 1 at SF, Nov 07, 2021     |                                  |                         |

### SINGLE-GAME HIGHS - POSTSEASON: DEFENSIVE

|                      |                        |                     |                        |
|----------------------|------------------------|---------------------|------------------------|
| <b>Total Tackles</b> | 5 at LAR, Jan 17, 2022 | <b>Solo Tackles</b> | 4 at LAR, Jan 17, 2022 |
|----------------------|------------------------|---------------------|------------------------|

### 2023 GAME-BY-GAME REGULAR-SEASON STATISTICS (VIKINGS)

| DATE               | OPPONENT    | P/S        | TACKLES   |           |          |            |            |          |          | INTERCEPTIONS |          |           |           |          |          | O. FUMB  |          |          | ST       |          |          |          | MISC     |          |          |          |            |       |
|--------------------|-------------|------------|-----------|-----------|----------|------------|------------|----------|----------|---------------|----------|-----------|-----------|----------|----------|----------|----------|----------|----------|----------|----------|----------|----------|----------|----------|----------|------------|-------|
|                    |             |            | TK        | S         | A        | SK         | YDS        | TFL      | YDS      | QBH           | NO       | YDS       | LG        | TD       | PD       | FF       | FR       | TD       | YDS      | TK       | S        | A        | FF       | FR       | S        | A        | W/L        | SCORE |
| 09/10              | Buccaneers  | S          | 5         | 2         | 3        | 0.0        | 0.0        | 0        | 0        | 0             | 0        | 0         | 0         | 0        | 0        | 0        | 0        | 0        | 0        | 0        | 0        | 0        | 0        | 0        | 0        | 0        | L          | 17-20 |
| 09/14              | at Eagles   | S          | 2         | 1         | 1        | 0.0        | 0.0        | 0        | 0        | 0             | 0        | 0         | 0         | 0        | 1        | 0        | 0        | 0        | 0        | 0        | 0        | 0        | 0        | 0        | 0        | L        | 28-34      |       |
| 09/24              | Chargers    | S          | 10        | 9         | 1        | 0.0        | 0.0        | 0        | 0        | 0             | 0        | 0         | 0         | 0        | 2        | 0        | 0        | 0        | 0        | 0        | 0        | 0        | 0        | 0        | 0        | L        | 24-28      |       |
| 10/01              | at Panthers | S          | 2         | 2         | 0        | 0.0        | 0.0        | 0        | 0        | 0             | 0        | 0         | 0         | 0        | 0        | 0        | 0        | 0        | 0        | 0        | 0        | 0        | 0        | 0        | 0        | W        | 21-13      |       |
| 10/08              | Chiefs      | S          | 3         | 2         | 1        | 0.0        | 0.0        | 0        | 0        | 0             | 0        | 0         | 0         | 0        | 1        | 0        | 0        | 0        | 0        | 0        | 0        | 0        | 0        | 0        | 0        | L        | 20-27      |       |
| 10/15              | at Bears    | S          | 4         | 2         | 2        | 0.0        | 0.0        | 1        | 2        | 0             | 1        | 37        | 37        | 0        | 3        | 0        | 1        | 0        | 0        | 0        | 0        | 0        | 0        | 0        | 0        | W        | 19-13      |       |
| 10/23              | 49ers       | S          | 4         | 4         | 0        | 0.0        | 0.0        | 0        | 0        | 0             | 0        | 0         | 0         | 0        | 0        | 0        | 0        | 0        | 0        | 0        | 0        | 0        | 0        | 0        | 0        | W        | 22-17      |       |
| 10/29              | at Packers  | S          | 2         | 1         | 1        | 0.0        | 0.0        | 0        | 0        | 0             | 0        | 0         | 0         | 0        | 0        | 0        | 0        | 0        | 0        | 0        | 0        | 0        | 0        | 0        | 0        | W        | 24-10      |       |
| 11/05              | at Falcons  | S          | 3         | 3         | 0        | 0.0        | 0.0        | 1        | 4        | 0             | 1        | 18        | 18        | 0        | 2        | 0        | 0        | 0        | 0        | 0        | 0        | 0        | 0        | 0        | 0        | W        | 31-28      |       |
| <b>2023 TOTALS</b> |             | <b>9-9</b> | <b>35</b> | <b>26</b> | <b>9</b> | <b>0.0</b> | <b>0.0</b> | <b>2</b> | <b>6</b> | <b>0</b>      | <b>2</b> | <b>55</b> | <b>37</b> | <b>0</b> | <b>9</b> | <b>0</b> | <b>1</b> | <b>0</b> | <b>0</b> | <b>0</b> | <b>0</b> | <b>0</b> | <b>0</b> | <b>0</b> | <b>0</b> | <b>0</b> | <b>5-4</b> |       |

**2022 GAME-BY-GAME REGULAR-SEASON STATISTICS (CARDINALS)**

| DATE               | OPPONENT    | P/S        | TACKLES   |           |          |            |            |          |          | INTERCEPTIONS |          |          |          |          | O. FUMB  |          |          |           | ST       |          |          |          | MISC     |          | SCORE    |             |       |
|--------------------|-------------|------------|-----------|-----------|----------|------------|------------|----------|----------|---------------|----------|----------|----------|----------|----------|----------|----------|-----------|----------|----------|----------|----------|----------|----------|----------|-------------|-------|
|                    |             |            | TK        | S         | A        | SK         | YDS        | TFL      | YDS      | QBH           | NO       | YDS      | LG       | TD       | PD       | FF       | FR       | TD        | YDS      | TK       | S        | A        | FF       | FR       |          | S           | A     |
| 09/11              | Chiefs      | S          | 4         | 3         | 1        | 0.0        | 0.0        | 0        | 0        | 0             | 0        | 0        | 0        | 0        | 0        | 1        | 0        | 0         | 0        | 0        | 0        | 0        | 0        | 0        | 0        | L           | 21-44 |
| 09/18              | at Raiders  | S          | 1         | 1         | 0        | 0.0        | 0.0        | 0        | 0        | 0             | 0        | 0        | 0        | 0        | 1        | 1        | 59       | 0         | 0        | 0        | 0        | 0        | 0        | 0        | W        | 29-23+      |       |
| 09/25              | Rams        | S          | 4         | 2         | 2        | 0.0        | 0.0        | 0        | 0        | 0             | 0        | 0        | 0        | 0        | 0        | 0        | 0        | 0         | 0        | 0        | 0        | 0        | 0        | 0        | L        | 12-20       |       |
| 10/02              | at Panthers | S          | 1         | 1         | 0        | 0.0        | 0.0        | 0        | 0        | 0             | 0        | 0        | 0        | 0        | 0        | 0        | 0        | 0         | 0        | 0        | 0        | 0        | 0        | 0        | W        | 26-16       |       |
| 10/09              | Eagles      | S          | 9         | 7         | 2        | 0.5        | 5.0        | 3        | 4        | 1             | 0        | 0        | 0        | 1        | 0        | 0        | 0        | 0         | 0        | 0        | 0        | 0        | 0        | 0        | L        | 17-20       |       |
| 10/16              | at Seahawks | S          | 5         | 4         | 1        | 0.0        | 0.0        | 0        | 0        | 0             | 0        | 0        | 0        | 1        | 0        | 0        | 0        | 0         | 0        | 0        | 0        | 0        | 0        | 0        | L        | 9-19        |       |
| 10/20              | Saints      | S          | 5         | 5         | 0        | 0.0        | 0.0        | 0        | 0        | 0             | 0        | 0        | 0        | 0        | 0        | 0        | 0        | 0         | 0        | 0        | 0        | 0        | 0        | 0        | W        | 42-34       |       |
| 10/30              | at Vikings  | S          | 3         | 3         | 0        | 0.0        | 0.0        | 0        | 0        | 0             | 0        | 0        | 0        | 1        | 0        | 0        | 0        | 0         | 0        | 0        | 0        | 0        | 0        | 0        | L        | 26-34       |       |
| 11/06              | Seahawks    | S          | 4         | 3         | 1        | 0.0        | 0.0        | 0        | 0        | 0             | 0        | 0        | 0        | 1        | 0        | 0        | 0        | 0         | 0        | 0        | 0        | 0        | 0        | 0        | L        | 21-31       |       |
| 11/13              | at Rams     |            |           |           |          |            |            |          |          |               |          |          |          |          |          |          |          |           |          |          |          |          |          |          | W        | 27-17       |       |
| 11/21              | 49ers       |            |           |           |          |            |            |          |          |               |          |          |          |          |          |          |          |           |          |          |          |          |          |          | L        | 10-38       |       |
| 11/27              | Chargers    |            |           |           |          |            |            |          |          |               |          |          |          |          |          |          |          |           |          |          |          |          |          |          | L        | 24-25       |       |
| 12/12              | Patriots    |            |           |           |          |            |            |          |          |               |          |          |          |          |          |          |          |           |          |          |          |          |          |          | L        | 13-27       |       |
| 12/18              | at Broncos  |            |           |           |          |            |            |          |          |               |          |          |          |          |          |          |          |           |          |          |          |          |          |          | L        | 15-24       |       |
| 12/25              | Buccaneers  |            |           |           |          |            |            |          |          |               |          |          |          |          |          |          |          |           |          |          |          |          |          |          | L        | 16-19+      |       |
| 01/01              | at Falcons  |            |           |           |          |            |            |          |          |               |          |          |          |          |          |          |          |           |          |          |          |          |          |          | L        | 19-20       |       |
| 01/08              | at 49ers    |            |           |           |          |            |            |          |          |               |          |          |          |          |          |          |          |           |          |          |          |          |          |          | L        | 13-38       |       |
| <b>2022 TOTALS</b> |             | <b>9-9</b> | <b>36</b> | <b>29</b> | <b>7</b> | <b>0.5</b> | <b>5.0</b> | <b>3</b> | <b>4</b> | <b>1</b>      | <b>0</b> | <b>0</b> | <b>0</b> | <b>4</b> | <b>0</b> | <b>2</b> | <b>1</b> | <b>59</b> | <b>0</b> | <b>0</b> | <b>0</b> | <b>0</b> | <b>0</b> | <b>0</b> | <b>0</b> | <b>4-13</b> |       |

+ - Overtime

**2021 GAME-BY-GAME REGULAR-SEASON STATISTICS (CARDINALS)**

| DATE               | OPPONENT    | P/S          | TACKLES   |           |           |            |            |          |          | INTERCEPTIONS |          |           |            |          | O. FUMB   |          |          |          | ST       |          |          |          | MISC     |          | SCORE    |             |       |
|--------------------|-------------|--------------|-----------|-----------|-----------|------------|------------|----------|----------|---------------|----------|-----------|------------|----------|-----------|----------|----------|----------|----------|----------|----------|----------|----------|----------|----------|-------------|-------|
|                    |             |              | TK        | S         | A         | SK         | YDS        | TFL      | YDS      | QBH           | NO       | YDS       | LG         | TD       | PD        | FF       | FR       | TD       | YDS      | TK       | S        | A        | FF       | FR       |          | S           | A     |
| 09/12              | at Titans   | S            | 4         | 4         | 0         | 0.0        | 0.0        | 0        | 0        | 0             | 0        | 0         | 0          | 3        | 0         | 0        | 0        | 0        | 0        | 0        | 0        | 0        | 0        | 0        | 0        | W           | 38-13 |
| 09/19              | Vikings     | S            | 3         | 2         | 1         | 0.0        | 0.0        | 0        | 0        | 0             | 0        | 0         | 0          | 0        | 0         | 0        | 0        | 0        | 0        | 0        | 0        | 0        | 0        | 0        | 0        | W           | 34-33 |
| 09/26              | at Jaguars  | S            | 4         | 3         | 1         | 0.0        | 0.0        | 0        | 0        | 0             | 2        | 36        | 29         | 1        | 2         | 0        | 0        | 0        | 0        | 0        | 0        | 0        | 0        | 0        | 0        | W           | 31-19 |
| 10/03              | at Rams     | S            | 3         | 3         | 0         | 0.0        | 0.0        | 0        | 0        | 0             | 1        | 0         | 0          | 1        | 0         | 0        | 0        | 0        | 0        | 0        | 0        | 0        | 0        | 0        | 0        | W           | 37-20 |
| 10/10              | 49ers       |              |           |           |           |            |            |          |          |               |          |           |            |          |           |          |          |          |          |          |          |          |          |          |          | W           | 17-10 |
| 10/17              | at Browns   | S            | 6         | 5         | 1         | 0.0        | 0.0        | 0        | 0        | 0             | 0        | 0         | 0          | 1        | 0         | 0        | 0        | 0        | 0        | 0        | 0        | 0        | 0        | 0        | 0        | W           | 37-14 |
| 10/24              | Texans      | S            | 4         | 2         | 2         | 0.0        | 0.0        | 0        | 0        | 0             | 0        | 0         | 0          | 0        | 0         | 0        | 0        | 0        | 0        | 0        | 0        | 0        | 0        | 0        | 0        | W           | 31-5  |
| 10/28              | Packers     | S            | 6         | 4         | 2         | 0.0        | 0.0        | 0        | 0        | 0             | 0        | 0         | 0          | 1        | 0         | 0        | 0        | 0        | 0        | 0        | 0        | 0        | 0        | 0        | 0        | L           | 21-24 |
| 11/07              | at 49ers    | S            | 4         | 1         | 3         | 0.0        | 0.0        | 0        | 0        | 0             | 0        | 0         | 0          | 0        | 1         | 0        | 0        | 0        | 0        | 0        | 0        | 0        | 0        | 0        | 0        | W           | 31-17 |
| 11/14              | Panthers    | S            | 4         | 3         | 1         | 0.0        | 0.0        | 0        | 0        | 0             | 0        | 0         | 0          | 0        | 0         | 0        | 0        | 0        | 0        | 0        | 0        | 0        | 0        | 0        | 0        | L           | 10-34 |
| 11/21              | at Seahawks | S            | 1         | 1         | 0         | 0.0        | 0.0        | 0        | 0        | 0             | 0        | 0         | 0          | 0        | 0         | 0        | 0        | 0        | 0        | 0        | 0        | 0        | 0        | 0        | 0        | W           | 23-13 |
| 12/05              | at Bears    | S            | 6         | 4         | 2         | 0.5        | 0.5        | 0        | 0        | 1             | 1        | 13        | 13         | 0        | 2         | 0        | 0        | 0        | 0        | 0        | 0        | 0        | 0        | 0        | 0        | W           | 33-22 |
| 12/13              | Rams        | S            | 3         | 3         | 0         | 0.0        | 0.0        | 0        | 0        | 0             | 0        | 0         | 0          | 1        | 0         | 0        | 0        | 0        | 0        | 0        | 0        | 0        | 0        | 0        | 0        | L           | 23-30 |
| 12/19              | at Lions    | S            | 2         | 2         | 0         | 0.0        | 0.0        | 0        | 0        | 0             | 0        | 0         | 0          | 0        | 0         | 1        | 0        | 0        | 0        | 0        | 0        | 0        | 0        | 0        | 0        | L           | 12-30 |
| 12/25              | Colts       | S            | 4         | 3         | 1         | 0.0        | 0.0        | 0        | 0        | 0             | 0        | 0         | 0          | 0        | 0         | 0        | 0        | 0        | 0        | 0        | 0        | 0        | 0        | 0        | 0        | L           | 16-22 |
| 01/02              | at Cowboys  | S            | 7         | 7         | 0         | 0.0        | 0.0        | 0        | 0        | 0             | 0        | 0         | 0          | 1        | 0         | 0        | 0        | 0        | 0        | 0        | 0        | 0        | 0        | 0        | 0        | W           | 25-22 |
| 01/09              | Seahawks    | S            | 3         | 2         | 1         | 0.0        | 0.0        | 0        | 0        | 0             | 0        | 0         | 0          | 0        | 0         | 0        | 0        | 0        | 0        | 0        | 0        | 0        | 0        | 0        | 0        | L           | 30-38 |
| <b>2021 TOTALS</b> |             | <b>16-16</b> | <b>64</b> | <b>49</b> | <b>15</b> | <b>0.5</b> | <b>0.5</b> | <b>0</b> | <b>0</b> | <b>1</b>      | <b>4</b> | <b>49</b> | <b>29T</b> | <b>1</b> | <b>12</b> | <b>1</b> | <b>1</b> | <b>0</b> | <b>0</b> | <b>0</b> | <b>0</b> | <b>0</b> | <b>0</b> | <b>0</b> | <b>0</b> | <b>11-6</b> |       |

**2020 GAME-BY-GAME REGULAR-SEASON STATISTICS (CARDINALS)**

| DATE               | OPPONENT      | P/S         | TACKLES          |           |           |            |             |          |           | INTERCEPTIONS |          |          |          |          | O. FUMB  |          |          |          | ST       |          |          |          | MISC     |          | W/L      | SCORE    |            |       |
|--------------------|---------------|-------------|------------------|-----------|-----------|------------|-------------|----------|-----------|---------------|----------|----------|----------|----------|----------|----------|----------|----------|----------|----------|----------|----------|----------|----------|----------|----------|------------|-------|
|                    |               |             | TK               | S         | A         | SK         | YDS         | TFL      | YDS       | QBH           | NO       | YDS      | LG       | TD       | PD       | FF       | FR       | TD       | YDS      | TK       | S        | A        | FF       | FR       |          |          | S          | A     |
| 09/13              | at 49ers      | S           | 2                | 0         | 2         | 0.0        | 0.0         | 0        | 0         | 0             | 0        | 0        | 0        | 0        | 2        | 0        | 0        | 0        | 0        | 0        | 0        | 0        | 0        | 0        | 0        | 0        | W          | 24-20 |
| 09/20              | Football Team | S           | 1                | 1         | 0         | 0.0        | 0.0         | 0        | 0         | 0             | 0        | 0        | 0        | 0        | 0        | 0        | 0        | 0        | 0        | 0        | 0        | 0        | 0        | 0        | 0        | W        | 30-15      |       |
| 09/27              | Lions         | P           | 3                | 3         | 0         | 0.0        | 0.0         | 0        | 0         | 0             | 0        | 0        | 0        | 0        | 0        | 0        | 0        | 0        | 0        | 0        | 0        | 0        | 0        | 0        | 0        | L        | 23-26      |       |
| 10/04              | at Panthers   | S           | 4                | 2         | 2         | 0.0        | 0.0         | 0        | 0         | 0             | 0        | 0        | 0        | 0        | 0        | 0        | 0        | 0        | 0        | 0        | 0        | 0        | 0        | 0        | 0        | L        | 21-31      |       |
| 10/11              | at Jets       | S           | 4                | 4         | 0         | 0.0        | 0.0         | 0        | 0         | 0             | 0        | 0        | 0        | 0        | 0        | 0        | 0        | 0        | 0        | 0        | 0        | 0        | 0        | 0        | 0        | W        | 30-10      |       |
| 10/19              | at Cowboys    | S           | 8                | 7         | 1         | 0.0        | 0.0         | 1        | 2         | 0             | 0        | 0        | 0        | 0        | 2        | 0        | 1        | 0        | 3        | 0        | 0        | 0        | 0        | 0        | 0        | W        | 38-10      |       |
| 10/25              | Seahawks      | P           | 2                | 2         | 0         | 1.0        | 10.0        | 1        | 10        | 1             | 0        | 0        | 0        | 0        | 0        | 0        | 0        | 0        | 0        | 0        | 0        | 0        | 0        | 0        | 0        | W        | 37-34+     |       |
| 11/08              | Dolphins      |             | RESERVE/COVID-19 |           |           |            |             |          |           |               |          |          |          |          |          |          |          |          |          |          |          |          | L        | 31-34    |          |          |            |       |
| 11/15              | Bills         | S           | 6                | 5         | 1         | 0.0        | 0.0         | 0        | 0         | 1             | 0        | 0        | 0        | 0        | 0        | 0        | 0        | 0        | 0        | 0        | 0        | 0        | 0        | 0        | 0        | W        | 32-30      |       |
| 11/19              | at Seahawks   | P           | 4                | 4         | 0         | 0.0        | 0.0         | 0        | 0         | 0             | 0        | 0        | 0        | 0        | 0        | 0        | 0        | 0        | 0        | 0        | 0        | 0        | 0        | 0        | 0        | L        | 21-28      |       |
| 11/29              | at Patriots   | P           | 1                | 1         | 0         | 0.0        | 0.0         | 0        | 0         | 0             | 0        | 0        | 0        | 0        | 0        | 0        | 0        | 0        | 0        | 0        | 0        | 0        | 0        | 0        | 0        | L        | 17-20      |       |
| 12/06              | Rams          | P           | 2                | 2         | 0         | 0.0        | 0.0         | 0        | 0         | 0             | 0        | 0        | 0        | 0        | 0        | 0        | 0        | 0        | 0        | 0        | 0        | 0        | 0        | 0        | 0        | L        | 28-38      |       |
| 12/13              | at Giants     | P           | 3                | 2         | 1         | 0.0        | 0.0         | 0        | 0         | 0             | 0        | 0        | 0        | 0        | 1        | 0        | 0        | 0        | 0        | 0        | 0        | 0        | 0        | 0        | 0        | W        | 26-7       |       |
| 12/20              | Eagles        | P           | 4                | 4         | 0         | 1.0        | 0.0         | 1        | 6         | 0             | 0        | 0        | 0        | 0        | 3        | 0        | 0        | 0        | 0        | 0        | 0        | 0        | 0        | 0        | 0        | W        | 33-26      |       |
| 12/26              | 49ers         | S           | 5                | 2         | 3         | 0.0        | 0.0         | 0        | 0         | 0             | 0        | 0        | 0        | 0        | 0        | 0        | 0        | 0        | 0        | 0        | 0        | 0        | 0        | 0        | 0        | L        | 12-20      |       |
| 01/03              | at Rams       | P           | 2                | 1         | 1         | 0.0        | 0.0         | 0        | 0         | 0             | 0        | 0        | 0        | 0        | 0        | 1        | 0        | 0        | 0        | 0        | 0        | 0        | 0        | 0        | 0        | L        | 7-18       |       |
| <b>2020 TOTALS</b> |               | <b>15-7</b> | <b>51</b>        | <b>40</b> | <b>11</b> | <b>2.0</b> | <b>10.0</b> | <b>3</b> | <b>18</b> | <b>2</b>      | <b>0</b> | <b>0</b> | <b>0</b> | <b>0</b> | <b>8</b> | <b>0</b> | <b>2</b> | <b>0</b> | <b>3</b> | <b>0</b> | <b>0</b> | <b>0</b> | <b>0</b> | <b>0</b> | <b>0</b> | <b>0</b> | <b>8-8</b> |       |

+ - Overtime

**2019 GAME-BY-GAME REGULAR-SEASON STATISTICS (CARDINALS)**

| DATE               | OPPONENT      | P/S          | TACKLES   |           |           |            |            |          |           | INTERCEPTIONS |          |          |          |          | O. FUMB   |          |          |          | ST       |          |          |          | MISC     |          | W/L      | SCORE         |        |
|--------------------|---------------|--------------|-----------|-----------|-----------|------------|------------|----------|-----------|---------------|----------|----------|----------|----------|-----------|----------|----------|----------|----------|----------|----------|----------|----------|----------|----------|---------------|--------|
|                    |               |              | TK        | S         | A         | SK         | YDS        | TFL      | YDS       | QBH           | NO       | YDS      | LG       | TD       | PD        | FF       | FR       | TD       | YDS      | TK       | S        | A        | FF       | FR       |          |               | S      |
| 09/08              | Lions         | S            | 5         | 4         | 1         | 0.0        | 0.0        | 0        | 0         | 0             | 0        | 0        | 0        | 0        | 0         | 0        | 0        | 0        | 0        | 0        | 0        | 0        | 0        | 0        | 0        | T             | 27-27+ |
| 09/15              | at Ravens     | S            | 7         | 5         | 2         | 0.0        | 0.0        | 0        | 0         | 0             | 0        | 0        | 0        | 0        | 2         | 0        | 0        | 0        | 0        | 0        | 0        | 0        | 0        | 0        | 0        | L             | 17-23  |
| 09/22              | Panthers      | S            | 2         | 2         | 0         | 0.0        | 0.0        | 0        | 0         | 0             | 0        | 0        | 0        | 0        | 0         | 0        | 0        | 0        | 0        | 0        | 0        | 0        | 0        | 0        | 0        | L             | 20-38  |
| 09/29              | Seahawks      | S            | 5         | 5         | 0         | 0.0        | 0.0        | 0        | 0         | 0             | 0        | 0        | 0        | 0        | 1         | 0        | 0        | 0        | 0        | 0        | 0        | 0        | 0        | 0        | 0        | L             | 10-27  |
| 10/06              | at Bengals    | S            | 9         | 8         | 1         | 0.0        | 0.0        | 0        | 0         | 0             | 0        | 0        | 0        | 0        | 1         | 0        | 0        | 0        | 0        | 0        | 0        | 0        | 0        | 0        | 0        | W             | 26-23  |
| 10/13              | Falcons       | S            | 6         | 6         | 0         | 0.0        | 0.0        | 1        | 6         | 0             | 0        | 0        | 0        | 0        | 1         | 0        | 0        | 0        | 0        | 0        | 0        | 0        | 0        | 0        | 0        | W             | 34-33  |
| 10/20              | at Giants     | S            | 5         | 5         | 0         | 0.0        | 0.0        | 0        | 0         | 0             | 0        | 0        | 0        | 0        | 0         | 0        | 0        | 0        | 0        | 0        | 0        | 0        | 0        | 0        | 0        | W             | 27-21  |
| 10/27              | at Saints     | S            | 6         | 3         | 3         | 0.0        | 0.0        | 0        | 0         | 0             | 0        | 0        | 0        | 0        | 0         | 0        | 0        | 0        | 0        | 0        | 0        | 0        | 0        | 0        | 0        | L             | 9-31   |
| 10/31              | 49ers         | S            | 2         | 2         | 0         | 0.0        | 0.0        | 0        | 0         | 0             | 0        | 0        | 0        | 0        | 0         | 0        | 0        | 0        | 0        | 0        | 0        | 0        | 0        | 0        | 0        | L             | 25-28  |
| 11/10              | at Buccaneers | S            | 5         | 5         | 0         | 0.0        | 0.0        | 0        | 0         | 0             | 1        | 0        | 0        | 0        | 1         | 0        | 0        | 0        | 0        | 0        | 0        | 0        | 0        | 0        | 0        | L             | 27-30  |
| 11/17              | at 49ers      | S            | 5         | 5         | 0         | 0.0        | 0.0        | 0        | 0         | 0             | 0        | 0        | 0        | 0        | 1         | 0        | 0        | 0        | 0        | 0        | 0        | 0        | 0        | 0        | 0        | L             | 26-36  |
| 12/01              | Rams          | S            | 5         | 4         | 1         | 0.0        | 0.0        | 0        | 0         | 0             | 0        | 0        | 0        | 0        | 1         | 0        | 0        | 0        | 0        | 0        | 0        | 0        | 0        | 0        | 0        | L             | 7-34   |
| 12/08              | Steelers      | S            | 4         | 4         | 0         | 0.0        | 0.0        | 1        | 3         | 0             | 0        | 0        | 0        | 0        | 0         | 0        | 0        | 0        | 0        | 0        | 0        | 0        | 0        | 0        | 0        | L             | 17-23  |
| 12/15              | Browns        | S            | 3         | 3         | 0         | 0.0        | 0.0        | 0        | 0         | 0             | 0        | 0        | 0        | 0        | 0         | 0        | 0        | 0        | 0        | 0        | 0        | 0        | 0        | 0        | 0        | W             | 38-24  |
| 12/22              | at Seahawks   | S            | 2         | 1         | 1         | 0.0        | 0.0        | 0        | 0         | 0             | 0        | 0        | 0        | 0        | 1         | 0        | 0        | 0        | 0        | 0        | 0        | 0        | 0        | 0        | 0        | W             | 27-13  |
| 12/29              | at Rams       | S            | 7         | 4         | 3         | 0.0        | 0.0        | 1        | 6         | 0             | 0        | 0        | 0        | 0        | 1         | 0        | 0        | 0        | 0        | 0        | 0        | 0        | 0        | 0        | 0        | L             | 24-31  |
| <b>2019 TOTALS</b> |               | <b>16-16</b> | <b>78</b> | <b>66</b> | <b>12</b> | <b>0.0</b> | <b>0.0</b> | <b>3</b> | <b>15</b> | <b>0</b>      | <b>1</b> | <b>0</b> | <b>0</b> | <b>0</b> | <b>10</b> | <b>0</b> | <b>0</b> | <b>0</b> | <b>0</b> | <b>0</b> | <b>0</b> | <b>0</b> | <b>0</b> | <b>0</b> | <b>0</b> | <b>5-10-1</b> |        |

+ - Overtime

**2021 GAME-BY-GAME POSTSEASON STATISTICS (CARDINALS)**

| DATE               | OPPONENT | P/S | TACKLES    |          |          |          |            |            |          | INTERCEPTIONS |          |          |          |          | O. FUMB  |          |          |          | ST       |          |          |          | MISC     |          |          | SCORE      |       |
|--------------------|----------|-----|------------|----------|----------|----------|------------|------------|----------|---------------|----------|----------|----------|----------|----------|----------|----------|----------|----------|----------|----------|----------|----------|----------|----------|------------|-------|
|                    |          |     | TK         | S        | A        | SK       | YDS        | TFL        | YDS      | QBH           | NO       | YDS      | LG       | TD       | PD       | FF       | FR       | TD       | YDS      | TK       | S        | A        | FF       | FR       | S        |            | A     |
| 01/17              | at Rams  | S   | 5          | 4        | 1        | 0.0      | 0.0        | 0          | 0        | 0             | 0        | 0        | 0        | 0        | 0        | 0        | 0        | 0        | 0        | 0        | 0        | 0        | 0        | 0        | 0        | L          | 11-34 |
| <b>2021 TOTALS</b> |          |     | <b>1-1</b> | <b>5</b> | <b>4</b> | <b>1</b> | <b>0.0</b> | <b>0.0</b> | <b>0</b> | <b>0</b>      | <b>0</b> | <b>0</b> | <b>0</b> | <b>0</b> | <b>0</b> | <b>0</b> | <b>0</b> | <b>0</b> | <b>0</b> | <b>0</b> | <b>0</b> | <b>0</b> | <b>0</b> | <b>0</b> | <b>0</b> | <b>0-1</b> |       |





# NICK MUSE

# 34

## TIGHT END



**Ht:** 6-5

**DOB:** 11-25-98

**Vikings Season:** 2

**Acquired:** D7'22

**Wt:** 252

**College:** South Carolina

**NFL Season:** 2

**2023 GP/GS**

0/0

**CAREER GP/GS**

10/0

**PLAYOFF GP/GS**

0/0

### KEY TRANSACTIONS

- Seventh-round (227th overall) pick out of South Carolina in the 2022 NFL Draft.
- Waived by the Vikings on 8/30/22.
- Signed to the practice squad on 8/31/22.
- Signed to the active roster on 11/19/22.
- Waived on 1/6/23.
- Signed to practice squad on 1/7/23.

### OFF THE FIELD

- Criminal justice major
- Brother, Tanner, played football at Clemson and was a third-round pick by the Las Vegas Raiders in the 2020 NFL Draft.
- Enjoys water sports, bowling and basketball.

### CAREER NOTES

#### 2023 | MINNESOTA VIKINGS

- Inactive in Weeks 1-9.

#### 2022 | MINNESOTA VIKINGS

- Signed to the active roster prior to Week 11 vs. Dallas and played snaps on special teams (11/20).
- Elevated prior to Week 10 at Buffalo and appeared on special teams (11/13).
- Elevated prior to Week 9 at Washington, appearing on special teams (11/6).
- Elevated prior to Week 5 vs. Chicago and made his NFL debut, appearing in six snaps on special teams (10/9).

#### COLLEGE - WILLIAM & MARY/SOUTH CAROLINA

- Started all 13 games in 2021, finishing the season fourth on the team with 20 catches for 222 yards and a pair of TDs.
- Started all 10 games at tight end in 2020. Caught 30 passes for 425 yards. Had the best game of his career against Georgia where he hauled in eight passes for 131 yards (both career highs), including a season-long 35-yard reception and his first career touchdown.
- Transferred from William & Mary at the start of fall camp in 2019 and played in eight games (one start), catching 17 passes for 158 yards.
- Played his sophomore season at William & Mary and ranked seventh in the CAA in receiving yards per game (64.7) after appearing in seven games (three starts). Ranked second on the team in catches (30) and receiving yards (453).
- Appeared in six games (one start), becoming just the third William & Mary tight end to play and second to earn a start as a true freshman (dating back to 1989). Finished the season with four catches for 55 yards and a touchdown.
- Tight end who took advantage of the NCAA rule allowing him to return for a fifth season despite never taking a redshirt year.
- Joined the Gamecocks at the start of fall camp in 2019 following a transfer from William & Mary.
- Logged 67 receptions for 805 yards in three seasons at South Carolina and 101 catches for 1,303 yards spanning a five-year career that included two seasons at William & Mary.
- His eight-catch game in 2019 marked the most catches for a Gamecocks tight end since Hayden Hurst had eight receptions against Mississippi State in 2016 and the most yards for a Gamecocks tight end since Danny Smith had 134 yards on just five catches against Appalachian State in 1985.

## HONORS

- 2021 Co-Most Outstanding Senior Award winner
- Selected to play in the East-West Shrine Bowl (2021)
- Co-Joe Morrison Offensive Player of the Spring honor (2021)
- 2020 Fourth-Team All-SEC (Phil Steele)
- 2020 PFF All-SEC honorable mention
- 2020 SEC Fall Academic Honor Roll
- 2019 SEC First-Year Academic Honor Roll
- 2019 All-Colonial Athletic Association Third-Team selection (William & Mary)

## PREP - SOUTH POINT (N.C.)

- Four-year letterwinner as a tight end and linebacker at Belmont and graduated in 2017.
- Was a two-time *Gaston Gazette* Defensive Player of the Year (2015, 2016).
- Two-time all-conference selection.
- Second-team All-*Charlotte Observer* as a senior after totaling 165 tackles, as well as 32 catches for 654 yards with 10 touchdowns, en route to helping SPHS win the 2016 3A State Championship.
- Named the 2015 State Championship Defensive Player of the Game.
- Honored as the team's most versatile player as a senior and served two seasons as the team's captain of the defense.
- Also lettered in baseball, basketball and track and field.

### 2023 GAME-BY-GAME REGULAR-SEASON STATISTICS (VIKINGS)

| DATE               | OPPONENT    | P/S        | RECEIVING |          |            |          |          | RUSHING  |          |            |          |          | W/L      | SCORE      |
|--------------------|-------------|------------|-----------|----------|------------|----------|----------|----------|----------|------------|----------|----------|----------|------------|
|                    |             |            | NO.       | YDS.     | AVG.       | LG       | TD       | NO.      | YDS.     | AVG.       | LG       | TD       |          |            |
| 09/10              | Buccaneers  |            |           |          |            |          |          |          |          |            |          |          | L        | 17-20      |
| 09/14              | at Eagles   |            |           |          |            |          |          |          |          |            |          |          | L        | 28-34      |
| 09/24              | Chargers    |            |           |          |            |          |          |          |          |            |          |          | L        | 24-28      |
| 10/01              | at Panthers |            |           |          |            |          |          |          |          |            |          |          | W        | 21-13      |
| 10/08              | Chiefs      |            |           |          |            |          |          |          |          |            |          |          | L        | 20-27      |
| 10/15              | at Bears    |            |           |          |            |          |          |          |          |            |          |          | W        | 19-13      |
| 10/23              | 49ers       |            |           |          |            |          |          |          |          |            |          |          | W        | 22-17      |
| 10/29              | at Packers  |            |           |          |            |          |          |          |          |            |          |          | W        | 24-10      |
| 11/05              | at Falcons  |            |           |          |            |          |          |          |          |            |          |          | W        | 31-28      |
| <b>2023 TOTALS</b> |             | <b>0-0</b> | <b>0</b>  | <b>0</b> | <b>0.0</b> | <b>0</b> | <b>0</b> | <b>0</b> | <b>0</b> | <b>0.0</b> | <b>0</b> | <b>0</b> | <b>0</b> | <b>5-4</b> |



# JALEN NAILOR



# 83

## WIDE RECEIVER

**Ht:** 6-0

**DOB:** 3-2-99

**Vikings Season:** 2

**Acquired:** D6b '22

**Wt:** 190

**College:** Michigan State

**NFL Season:** 2

**2023 GP/GS**

2/0

**CAREER GP/GS**

17/0

**PLAYOFF GP/GS**

1/0

### KEY TRANSACTIONS

- Sixth-round (191st overall) pick out of Michigan State in the 2022 NFL Draft.
- Placed on Reserve/Injured by Minnesota on 9/21/23.
- Designated for Return; Returned to Practice on 10/18/23.
- Activated to the 53-man roster on 11/4/23.

### OFF THE FIELD

- Son of Jamar Nailor and Farrah Shelton.
- Human development and family studies major.
- Nickname is "Speedy."

### CAREER NOTES

#### 2023 | MINNESOTA VIKINGS

- Activated to the 53-man roster prior to Week 9 at Atlanta (11/5), but was inactive for the game.
- Placed on Reserve/Injured and missed Weeks 3-8.
- Made his season debut against Tampa Bay (9/10) and made a tackle on special teams.

#### 2022 | MINNESOTA VIKINGS

- Caught his first NFL pass, a 13-yard reception from P Ryan Wright in team's first successful punt fake of the 2022 season (10/2).
- Inactive for Week 5 vs. Chicago (10/9).
- Inactive for Week 9 at Washington (11/6).
- Led the team in receiving yards with 89 in Week 17. Caught his first NFL receiving touchdown, a 47-reception from QB Nick Mullens (1/1/23).
- Caught four passes for 62 receiving yards in Week 18 at Chicago (1/8/23).
- Appeared on special teams in his playoff debut (1/15/23).

#### COLLEGE - MICHIGAN STATE

- Closed his career tied for 17th in school history in TD catches (12), 16th in yards per catch (16.9), 28th in receiving yards (1,454) and 41st in receptions (86).
- Had four career 100-yard receiving outings (vs. Iowa, 11/7/20; vs. Western Kentucky, 10/2/21; vs. Rutgers, 10/9/21; vs. Pittsburgh, 12/30/21) and one 200-yard outing (vs. Rutgers, 10/9/21).
- Versatile playmaker who finished with 1,844 career all-purpose yards (1,454 receiving, 179 kick return, 163 rushing, 48 punt return).
- Had 17 carries for 163 yards (9.6 avg) with one rushing TD, along with eight punt returns for 48 yards (6.0 avg.) and nine kick returns for 179 yards.
- Led the Big Ten in yards per catch in 2020 (19.8 avg.) and ranked second in 2021 (18.8 avg.)

### HONORS

- 2020 Third-Team All-Big Ten selection by Phil Steele.
- Became the 46th Spartan to reach 1,000 career receiving yards in the Western Kentucky game on Oct. 2, 2021.

- Three-year letterwinner; finished his Spartans career with 86 receptions for 1,454 yards and 12 TDs in 28 career games from 2018-21, including 21 starts (one in 2018, four in 2019, seven in 2020, nine in 2021).
- MSU had a 20-8 record when Nailor was in the lineup, including a 9-0 mark in 2021.

**PREP - BISHOP GORMAN (NEV.)**

- Named the No. 1 wide receiver prospect in the state of Nevada by 247Sports and Rivals.com.
- Listed as one of the best overall players in the state of Nevada by 247Sports (No. 6), ESPN (No. 6) and Rivals.com (No. 7).
- Ranked among the top wide receivers in the nation by 247Sports (No. 120).
- Also returned punts and kicks.
- Was a member of three state championship and two “national championship” teams.
- Had 108 receptions for nearly 2,000 yards (1,995) and 28 touchdown catches during his varsity career for one of the most storied high school programs in the nation.
- Named to the 2017 ALL-USA TODAY Nevada First Team after helping lead Bishop Gorman to a 13-2 record and a No. 14 national ranking by MaxPreps.

**JALEN NAILOR'S NFL REGULAR SEASON RUSHING/RECEIVING STATISTICS**

| DATE              | TEAM    | RECEIVING |          |          |            |             |            |          | RUSHING  |          |            |          |          |
|-------------------|---------|-----------|----------|----------|------------|-------------|------------|----------|----------|----------|------------|----------|----------|
|                   |         | GP        | GS       | NO.      | YDS.       | AVG.        | LG         | TD       | NO.      | YDS.     | AVG.       | LG       | TD       |
| 2023              | Vikings | 2         | 0        | 0        | 0          | 0.0         | 0          | 0        | 0        | 0        | 0.0        | 0        | 0        |
| 2022              | Vikings | 15        | 0        | 9        | 179        | 19.9        | 47t        | 1        | 0        | 0        | 0.0        | 0        | 0        |
| <b>NFL TOTALS</b> |         | <b>17</b> | <b>0</b> | <b>9</b> | <b>179</b> | <b>19.9</b> | <b>47T</b> | <b>1</b> | <b>0</b> | <b>0</b> | <b>0.0</b> | <b>0</b> | <b>0</b> |

**SINGLE-GAME HIGHS: RECEIVING**

|                          |                          |                           |                         |
|--------------------------|--------------------------|---------------------------|-------------------------|
| <b>Receptions</b>        | 4 at CHI, Jan 08, 2023   | <b>Longest Receptions</b> | 47t at GB, Jan 01, 2023 |
| <b>Receiving Yards</b>   | 89 at GB, Jan 01, 2023   | <b>All-Purpose Yards</b>  | 89 at GB, Jan 01, 2023  |
| <b>Receiving Average</b> | 29.7 at GB, Jan 01, 2023 | <b>Most TDs</b>           | 1 at GB, Jan 01, 2023   |

**2023 GAME-BY-GAME REGULAR-SEASON STATISTICS (VIKINGS)**

| DATE               | OPPONENT    | P/S        | RECEIVING                               |          |            |          |          | RUSHING  |          |            |          |          | W/L      | SCORE      |
|--------------------|-------------|------------|---|----------|------------|----------|----------|----------|----------|------------|----------|----------|----------|------------|
|                    |             |            | NO.                                     | YDS.     | AVG.       | LG       | TD       | NO.      | YDS.     | AVG.       | LG       | TD       |          |            |
| 09/10              | Buccaneers  | P          | 0                                       | 0        | 0.0        | 0        | 0        | 0        | 0        | 0.0        | 0        | 0        | L        | 17-20      |
| 09/14              | at Eagles   | P          | 0                                       | 0        | 0.0        | 0        | 0        | 0        | 0        | 0.0        | 0        | 0        | L        | 28-34      |
| 09/24              | Chargers    |            | INJURED RESERVE                         |          |            |          |          |          |          |            |          |          | L        | 24-28      |
| 10/01              | at Panthers |            | INJURED RESERVE                         |          |            |          |          |          |          |            |          |          | W        | 21-13      |
| 10/08              | Chiefs      |            | INJURED RESERVE                         |          |            |          |          |          |          |            |          |          | L        | 20-27      |
| 10/15              | at Bears    |            | INJURED RESERVE                         |          |            |          |          |          |          |            |          |          | W        | 19-13      |
| 10/23              | 49ers       |            | INJURED RESERVE - DESIGNATED FOR RETURN |          |            |          |          |          |          |            |          |          | W        | 22-17      |
| 10/29              | at Packers  |            | INJURED RESERVE - DESIGNATED FOR RETURN |          |            |          |          |          |          |            |          |          | W        | 24-10      |
| 11/05              | at Falcons  |            | ON INACTIVE LIST                        |          |            |          |          |          |          |            |          |          | W        | 31-28      |
| <b>2023 TOTALS</b> |             | <b>2-0</b> | <b>0</b>                                | <b>0</b> | <b>0.0</b> | <b>0</b> | <b>0</b> | <b>0</b> | <b>0</b> | <b>0.0</b> | <b>0</b> | <b>0</b> | <b>0</b> | <b>5-4</b> |

**2022 GAME-BY-GAME REGULAR-SEASON STATISTICS (VIKINGS)**

| DATE               | OPPONENT         | P/S         | RECEIVING |            |             |            |          | RUSHING  |          |            |          |          | W/L      | SCORE       |
|--------------------|------------------|-------------|-----------|------------|-------------|------------|----------|----------|----------|------------|----------|----------|----------|-------------|
|                    |                  |             | NO.       | YDS.       | AVG.        | LG         | TD       | NO.      | YDS.     | AVG.       | LG       | TD       |          |             |
| 09/11              | Packers          | P           | 0         | 0          | 0.0         | 0          | 0        | 0        | 0        | 0.0        | 0        | 0        | W        | 23-7        |
| 09/19              | at Eagles        | P           | 0         | 0          | 0.0         | 0          | 0        | 0        | 0        | 0.0        | 0        | 0        | L        | 7-24        |
| 09/25              | Lions            | P           | 0         | 0          | 0.0         | 0          | 0        | 0        | 0        | 0.0        | 0        | 0        | W        | 28-24       |
| 10/02              | at Saints        | P           | 1         | 13         | 13.0        | 13         | 0        | 0        | 0        | 0.0        | 0        | 0        | W        | 28-25       |
| 10/09              | Bears            |             |           |            |             |            |          |          |          |            |          |          | W        | 29-22       |
| 10/16              | at Dolphins      | P           | 0         | 0          | 0.0         | 0          | 0        | 0        | 0        | 0.0        | 0        | 0        | W        | 24-16       |
| 10/30              | Cardinals        | P           | 0         | 0          | 0.0         | 0          | 0        | 0        | 0        | 0.0        | 0        | 0        | W        | 34-26       |
| 11/06              | at<br>Commanders |             |           |            |             |            |          |          |          |            |          |          | W        | 20-17       |
| 11/13              | at Bills         | P           | 0         | 0          | 0.0         | 0          | 0        | 0        | 0        | 0.0        | 0        | 0        | W        | 33-30+      |
| 11/20              | Cowboys          | P           | 1         | 15         | 15.0        | 15         | 0        | 0        | 0        | 0.0        | 0        | 0        | L        | 3-40        |
| 11/24              | Patriots         | P           | 0         | 0          | 0.0         | 0          | 0        | 0        | 0        | 0.0        | 0        | 0        | W        | 33-26       |
| 12/04              | Jets             | P           | 0         | 0          | 0.0         | 0          | 0        | 0        | 0        | 0.0        | 0        | 0        | W        | 27-22       |
| 12/11              | at Lions         | P           | 0         | 0          | 0.0         | 0          | 0        | 0        | 0        | 0.0        | 0        | 0        | L        | 23-34       |
| 12/17              | Colts            | P           | 0         | 0          | 0.0         | 0          | 0        | 0        | 0        | 0.0        | 0        | 0        | W        | 39-36+      |
| 12/24              | Giants           | P           | 0         | 0          | 0.0         | 0          | 0        | 0        | 0        | 0.0        | 0        | 0        | W        | 27-24       |
| 01/01              | at Packers       | P           | 3         | 89         | 29.7        | 47t        | 1        | 0        | 0        | 0.0        | 0        | 0        | L        | 17-41       |
| 01/08              | at Bears         | P           | 4         | 62         | 15.5        | 26         | 0        | 0        | 0        | 0.0        | 0        | 0        | W        | 29-13       |
| <b>2022 TOTALS</b> |                  | <b>15-0</b> | <b>9</b>  | <b>179</b> | <b>19.9</b> | <b>47T</b> | <b>1</b> | <b>0</b> | <b>0</b> | <b>0.0</b> | <b>0</b> | <b>0</b> | <b>0</b> | <b>13-4</b> |

+ - Overtime



# KENE NWANGWU

(kuh-NAY WAHN-woo)

# 26

## RUNNING BACK

**Ht:** 6-1

**DOB:** 2-9-98

**Vikings Season:** 3

**Acquired:** D4a '21

**Wt:** 210

**College:** Iowa State

**NFL Season:** 3



**2023 GP/GS**

1/0

**CAREER GP/GS**

29/0

**PLAYOFF GP/GS**

1/0

### KEY TRANSACTIONS

- Drafted in the fourth round (119th overall) of the 2021 NFL Draft.

### OFF THE FIELD

- Name is pronounced ken-A WAHN-woo.
- Brother, Emeka, ran track at UT-Arlington.
- Majored in mechanical engineering.
- Named Co-Big 12 Scholar-Athlete of the Year for 2020 after earning Academic All-Big 12 on three occasions during his career.
- In 2022, he and his significant other welcomed their son, Kaylum.

### HONORS

- NFC Special Teams Player of the Week (2x - Week 9, 2021, Week 12, 2022).
- *Associated Press* Second Team All-Pro (2022).

### CAREER NOTES

- Part of 11-member Vikings 2021 Draft class, tied for the biggest in the NFL in 2021.

### 2023 | MINNESOTA VIKINGS

- Inactive for Week 8 at Green Bay (10/29) and Week 9 at Atlanta (11/5).
- Returned in Week 7 for his first action of the season, returning two kicks for 41 yards.
- Began the 2023 season on Injured Reserve.

### 2022 | MINNESOTA VIKINGS

- Had two kick returns, including one for 22 yards, at Philadelphia (9/19).
- Returned five kicks for 115 total kick return yards vs. Detroit (9/25).
- Tallied two kick returns, including his longest of the season of 33 yards, in Week 4 vs. New Orleans (10/2).
- Returned three kicks for 86 total yards, and notched a new season-long 39-yard return at Buffalo (11/13).
- Recorded a 97-yard kickoff return for a touchdown vs. New England, marking the third time in his career that he's tallied this. Leads the NFL in KOR TDs since entering the league in 2021 (11/24).
- Returned a career-high six kicks for 159 kick return yards (12/17).
- Tallied one kick return for 24 yards against the Giants in the Wild Card round (1/15/23).

### 2021 | MINNESOTA VIKINGS

- Appeared in 11 games as a kick returner and on offense as a running back. Had 13 carries for 61 rushing yards. Led the NFL in kick return touchdowns with two. Became the fastest player in NFL history to record two kickoff return touchdowns, a stat dating back to 1970. Joined Steve Smith (Carolina), Randall Cobb (Green Bay), David Johnson (Arizona) and Darrick Vaughn (Atlanta) as the only players in the NFL since 2000 to score on one of their two first two kickoff returns.
- Activated from Reserve/Injured, designated for return ahead of Week 8 vs. Dallas.
- Played in his first NFL career game against Dallas (10/31).

- Recorded a 98-yard kick return for a touchdown at Baltimore (11/7).
- Completed a successful fake punt attempt 9 yards for a first down at Baltimore (11/7). The successful fake punt attempt marked the first successful attempt since Adam Thielen's 41-yard run at Green Bay in 2016.
- Returned another kick for a touchdown for 99 yards, becoming the first Vikings rookie since Cordarrelle Patterson (2013) and Percy Harvin (2009) to post two kickoff return touchdowns in their rookie seasons (11/21).
- Became the first player to have two 100-yard kick return games in a single season since Patterson in 2016 (11/28).
- Had the longest run of his career for 19 yards (12/20).

#### COLLEGE - IOWA STATE

- Ended Iowa State tenure with school-record 2,470 career KO return yards, the third-best mark in Big 12 history.
- Capped final season with a 28.9-yard average on KO returns, the second-best mark in Cyclones history for a season.
- Ran for 774 career yards and four TDs.
- Named Second-Team All-Big 12 by conference coaches and was named Honorable Mention by league coaches in 2016 and 2020.
- Had career day rushing as a senior with 77 yards against West Virginia.
- Had one carry, a 49-yard TD vs. TCU as a senior, his career-long run.
- As a true freshman in 2016, had five KOR of 40+ yards, including a 97-yard TD vs. West Virginia, the third-longest in Cyclones history.
- Named Co-Big 12 Scholar-Athlete of the Year for 2020 after earning Academic All-Big 12 on 3 occasions during his career.
- Did not miss a game (38) over his final three seasons at Iowa State.
- Established himself as one of the top KO returners in the nation as a true freshman in 2016, averaging 26.4 yards per return.

#### PREP - HERITAGE (TEXAS)

- Consensus three-star recruit by Rivals, ESPN, 247Sports at Heritage High in Frisco, Texas.
- Named team MVP as a junior and senior and all-district choice, rushing for more than 1,300 yards in each season.
- Won the Class 5A state title as a senior with a high jump of 6-10 and was runner-up as both a junior and sophomore at 6-8.

#### KENE NWANGWU'S NFL REGULAR SEASON RUSHING/RECEIVING STATISTICS

| DATE              | TEAM    | RUSHING   |          |           |           |            |           |          | RECEIVING |           |            |           |          |
|-------------------|---------|-----------|----------|-----------|-----------|------------|-----------|----------|-----------|-----------|------------|-----------|----------|
|                   |         | GP        | GS       | NO.       | YDS.      | AVG.       | LG        | TD       | NO.       | YDS.      | AVG.       | LG        | TD       |
| 2023              | Vikings | 1         | 0        | 0         | 0         | 0.0        | 0         | 0        | 0         | 0         | 0.0        | 0         | 0        |
| 2022              | Vikings | 17        | 0        | 9         | 14        | 1.6        | 8         | 0        | 2         | 21        | 10.5       | 16        | 0        |
| 2021              | Vikings | 11        | 0        | 13        | 61        | 4.7        | 19        | 0        | 4         | 9         | 2.3        | 6         | 0        |
| <b>NFL TOTALS</b> |         | <b>29</b> | <b>0</b> | <b>22</b> | <b>75</b> | <b>3.4</b> | <b>19</b> | <b>0</b> | <b>6</b>  | <b>30</b> | <b>5.0</b> | <b>16</b> | <b>0</b> |

#### KENE NWANGWU'S NFL POSTSEASON RUSHING/RECEIVING STATISTICS

| DATE              | TEAM    | RUSHING  |          |          |          |            |          |          | RECEIVING |          |            |          |          |
|-------------------|---------|----------|----------|----------|----------|------------|----------|----------|-----------|----------|------------|----------|----------|
|                   |         | GP       | GS       | NO.      | YDS.     | AVG.       | LG       | TD       | NO.       | YDS.     | AVG.       | LG       | TD       |
| 2022              | Vikings | 1        | 0        | 0        | 0        | 0.0        | 0        | 0        | 0         | 0        | 0.0        | 0        | 0        |
| <b>NFL TOTALS</b> |         | <b>1</b> | <b>0</b> | <b>0</b> | <b>0</b> | <b>0.0</b> | <b>0</b> | <b>0</b> | <b>0</b>  | <b>0</b> | <b>0.0</b> | <b>0</b> | <b>0</b> |

#### KENE NWANGWU'S NFL REGULAR SEASON RETURN STATISTICS

| DATE              | TEAM    | KICKOFF RETURNS |              |             |            |          | PUNT RETURNS |          |          |            |          |          |
|-------------------|---------|-----------------|--------------|-------------|------------|----------|--------------|----------|----------|------------|----------|----------|
|                   |         | RET.            | YDS.         | AVG.        | LG         | TD       | NO.          | FC       | YDS.     | AVG.       | LG       | TD       |
| 2023              | Vikings | 2               | 41           | 20.5        | 28         | 0        | 0            | 0        | 0        | 0.0        | 0        | 0        |
| 2022              | Vikings | 35              | 920          | 26.3        | 97t        | 1        | 0            | 0        | 0        | 0.0        | 0        | 0        |
| 2021              | Vikings | 18              | 579          | 32.2        | 99t        | 2        | 0            | 0        | 0        | 0.0        | 0        | 0        |
| <b>NFL TOTALS</b> |         | <b>55</b>       | <b>1,540</b> | <b>28.0</b> | <b>99T</b> | <b>3</b> | <b>0</b>     | <b>0</b> | <b>0</b> | <b>0.0</b> | <b>0</b> | <b>0</b> |

## KENE NWANGWU'S NFL POSTSEASON RETURN STATISTICS

| KICKOFF RETURNS   |         |          |           |             |           |          | PUNT RETURNS |          |          |            |          |          |
|-------------------|---------|----------|-----------|-------------|-----------|----------|--------------|----------|----------|------------|----------|----------|
| DATE              | TEAM    | RET.     | YDS.      | AVG.        | LG        | TD       | NO.          | FC       | YDS.     | AVG.       | LG       | TD       |
| 2022              | Vikings | 1        | 24        | 24.0        | 24        | 0        | 0            | 0        | 0        | 0.0        | 0        | 0        |
| <b>NFL TOTALS</b> |         | <b>1</b> | <b>24</b> | <b>24.0</b> | <b>24</b> | <b>0</b> | <b>0</b>     | <b>0</b> | <b>0</b> | <b>0.0</b> | <b>0</b> | <b>0</b> |

### SINGLE-GAME HIGHS: RUSHING/RECEIVING

|                           |  |                               |  |
|---------------------------|--|-------------------------------|--|
| <b>Rush Attempts</b>      | 5 vs. LAR, Dec 26, 2021                    | <b>Kickoff Returns</b>        | 6 vs. IND, Dec 17, 2022                  |
| <b>Rushing Yards</b>      | 33 at CHI, Dec 20, 2021                    | <b>Kickoff Return Yards</b>   | 171 at SF, Nov 28, 2021                  |
| <b>Longest Runs</b>       | 19 at CHI, Dec 20, 2021                    | <b>Longest Kickoff Return</b> | 99t at SF, Nov 28, 2021                  |
| <b>Receptions</b>         | 2 vs. LAR, Dec 26, 2021<br>...1 more at 2. | <b>Kickoff Return TDs</b>     | 1 at SF, Nov 28, 2021<br>...1 more at 1. |
| <b>Receiving Yards</b>    | 5 vs. LAR, Dec 26, 2021                    | <b>Kickoff Return Average</b> | 42.8 at SF, Nov 28, 2021                 |
| <b>Longest Receptions</b> | 6 vs. LAR, Dec 26, 2021<br>...1 more at 6. | <b>Most TDs</b>               | 1 at SF, Nov 28, 2021<br>...1 more at 1. |
| <b>All-Purpose Yards</b>  | 178 at SF, Nov 28, 2021                    |                               |  |

### 2023 GAME-BY-GAME REGULAR-SEASON STATISTICS (VIKINGS)

|                    |             |            | RUSHING  |          |            |          |          | RECEIVING |          |            |          |          |            |       |
|--------------------|-------------|------------|----------|----------|------------|----------|----------|-----------|----------|------------|----------|----------|------------|-------|
| DATE               | OPPONENT    | P/S        | NO.      | YDS.     | AVG.       | LG       | TD       | NO.       | YDS.     | AVG.       | LG       | TD       | W/L        | SCORE |
| 09/10              | Buccaneers  |            |          |          |            |          |          |           |          |            |          |          | L          | 17-20 |
| 09/14              | at Eagles   |            |          |          |            |          |          |           |          |            |          |          | L          | 28-34 |
| 09/24              | Chargers    |            |          |          |            |          |          |           |          |            |          |          | L          | 24-28 |
| 10/01              | at Panthers |            |          |          |            |          |          |           |          |            |          |          | W          | 21-13 |
| 10/08              | Chiefs      |            |          |          |            |          |          |           |          |            |          |          | L          | 20-27 |
| 10/15              | at Bears    |            |          |          |            |          |          |           |          |            |          |          | W          | 19-13 |
| 10/23              | 49ers       | P          | 0        | 0        | 0.0        | 0        | 0        | 0         | 0        | 0.0        | 0        | 0        | W          | 22-17 |
| 10/29              | at Packers  |            |          |          |            |          |          |           |          |            |          |          | W          | 24-10 |
| 11/05              | at Falcons  |            |          |          |            |          |          |           |          |            |          |          | W          | 31-28 |
| <b>2023 TOTALS</b> |             | <b>1-0</b> | <b>0</b> | <b>0</b> | <b>0.0</b> | <b>0</b> | <b>0</b> | <b>0</b>  | <b>0</b> | <b>0.0</b> | <b>0</b> | <b>0</b> | <b>5-4</b> |       |



**2022 GAME-BY-GAME REGULAR-SEASON STATISTICS (VIKINGS)**

|                    |               | RUSHING     |          |           |            |          |          | RECEIVING |           |             |           |          |             |        |
|--------------------|---------------|-------------|----------|-----------|------------|----------|----------|-----------|-----------|-------------|-----------|----------|-------------|--------|
| DATE               | OPPONENT      | P/S         | NO.      | YDS.      | AVG.       | LG       | TD       | NO.       | YDS.      | AVG.        | LG        | TD       | W/L         | SCORE  |
| 09/11              | Packers       | P           | 0        | 0         | 0.0        | 0        | 0        | 0         | 0         | 0.0         | 0         | 0        | W           | 23-7   |
| 09/19              | at Eagles     | P           | 0        | 0         | 0.0        | 0        | 0        | 0         | 0         | 0.0         | 0         | 0        | L           | 7-24   |
| 09/25              | Lions         | P           | 0        | 0         | 0.0        | 0        | 0        | 0         | 0         | 0.0         | 0         | 0        | W           | 28-24  |
| 10/02              | at Saints     | P           | 0        | 0         | 0.0        | 0        | 0        | 0         | 0         | 0.0         | 0         | 0        | W           | 28-25  |
| 10/09              | Bears         | P           | 0        | 0         | 0.0        | 0        | 0        | 0         | 0         | 0.0         | 0         | 0        | W           | 29-22  |
| 10/16              | at Dolphins   | P           | 0        | 0         | 0.0        | 0        | 0        | 0         | 0         | 0.0         | 0         | 0        | W           | 24-16  |
| 10/30              | Cardinals     | P           | 0        | 0         | 0.0        | 0        | 0        | 0         | 0         | 0.0         | 0         | 0        | W           | 34-26  |
| 11/06              | at Commanders | P           | 0        | 0         | 0.0        | 0        | 0        | 0         | 0         | 0.0         | 0         | 0        | W           | 20-17  |
| 11/13              | at Bills      | P           | 0        | 0         | 0.0        | 0        | 0        | 0         | 0         | 0.0         | 0         | 0        | W           | 33-30+ |
| 11/20              | Cowboys       | P           | 4        | 1         | 0.3        | 4        | 0        | 1         | 5         | 5.0         | 5         | 0        | L           | 3-40   |
| 11/24              | Patriots      | P           | 0        | 0         | 0.0        | 0        | 0        | 0         | 0         | 0.0         | 0         | 0        | W           | 33-26  |
| 12/04              | Jets          | P           | 0        | 0         | 0.0        | 0        | 0        | 0         | 0         | 0.0         | 0         | 0        | W           | 27-22  |
| 12/11              | at Lions      | P           | 0        | 0         | 0.0        | 0        | 0        | 0         | 0         | 0.0         | 0         | 0        | L           | 23-34  |
| 12/17              | Colts         | P           | 0        | 0         | 0.0        | 0        | 0        | 0         | 0         | 0.0         | 0         | 0        | W           | 39-36+ |
| 12/24              | Giants        | P           | 0        | 0         | 0.0        | 0        | 0        | 0         | 0         | 0.0         | 0         | 0        | W           | 27-24  |
| 01/01              | at Packers    | P           | 0        | 0         | 0.0        | 0        | 0        | 0         | 0         | 0.0         | 0         | 0        | L           | 17-41  |
| 01/08              | at Bears      | P           | 5        | 13        | 2.6        | 8        | 0        | 1         | 16        | 16.0        | 16        | 0        | W           | 29-13  |
| <b>2022 TOTALS</b> |               | <b>17-0</b> | <b>9</b> | <b>14</b> | <b>1.6</b> | <b>8</b> | <b>0</b> | <b>2</b>  | <b>21</b> | <b>10.5</b> | <b>16</b> | <b>0</b> | <b>13-4</b> |        |

+ - Overtime

**2021 GAME-BY-GAME REGULAR-SEASON STATISTICS (VIKINGS)**

|                    |              | RUSHING    |           |           |            |           |          | RECEIVING |          |            |          |          |            |        |
|--------------------|--------------|------------|-----------|-----------|------------|-----------|----------|-----------|----------|------------|----------|----------|------------|--------|
| DATE               | OPPONENT     | P/S        | NO.       | YDS.      | AVG.       | LG        | TD       | NO.       | YDS.     | AVG.       | LG       | TD       | W/L        | SCORE  |
| 09/12              | at Bengals   |            |           |           |            |           |          |           |          |            |          |          | L          | 24-27+ |
| 09/19              | at Cardinals |            |           |           |            |           |          |           |          |            |          |          | L          | 33-34  |
| 09/26              | Seahawks     |            |           |           |            |           |          |           |          |            |          |          | W          | 30-17  |
| 10/03              | Browns       |            |           |           |            |           |          |           |          |            |          |          | L          | 7-14   |
| 10/10              | Lions        |            |           |           |            |           |          |           |          |            |          |          | W          | 19-17  |
| 10/17              | at Panthers  |            |           |           |            |           |          |           |          |            |          |          | W          | 34-28+ |
| 10/31              | Cowboys      |            |           |           |            |           |          |           |          |            |          |          | L          | 16-20  |
| 11/07              | at Ravens    |            |           |           |            |           |          |           |          |            |          |          | L          | 31-34+ |
| 11/14              | at Chargers  |            |           |           |            |           |          |           |          |            |          |          | W          | 27-20  |
| 11/21              | Packers      | P          | 0         | 0         | 0.0        | 0         | 0        | 0         | 0        | 0.0        | 0        | 0        | W          | 34-31  |
| 11/28              | at 49ers     | P          | 1         | 7         | 7.0        | 7         | 0        | 0         | 0        | 0.0        | 0        | 0        | L          | 26-34  |
| 12/05              | at Lions     | P          | 2         | 0         | 0.0        | 1         | 0        | 2         | 4        | 2.0        | 6        | 0        | L          | 27-29  |
| 12/09              | Steelers     | P          | 0         | 0         | 0.0        | 0         | 0        | 0         | 0        | 0.0        | 0        | 0        | W          | 36-28  |
| 12/20              | at Bears     | P          | 3         | 33        | 11.0       | 19        | 0        | 0         | 0        | 0.0        | 0        | 0        | W          | 17-9   |
| 12/26              | Rams         | P          | 5         | 8         | 1.6        | 5         | 0        | 2         | 5        | 2.5        | 6        | 0        | L          | 23-30  |
| 01/02              | at Packers   | P          | 0         | 0         | 0.0        | 0         | 0        | 0         | 0        | 0.0        | 0        | 0        | L          | 10-37  |
| 01/09              | Bears        | P          | 1         | 4         | 4.0        | 4         | 0        | 0         | 0        | 0.0        | 0        | 0        | W          | 31-17  |
| <b>2021 TOTALS</b> |              | <b>8-0</b> | <b>12</b> | <b>52</b> | <b>4.3</b> | <b>19</b> | <b>0</b> | <b>4</b>  | <b>9</b> | <b>2.3</b> | <b>6</b> | <b>0</b> | <b>8-9</b> |        |

+ - Overtime

**2022 GAME-BY-GAME POSTSEASON STATISTICS (VIKINGS)**

| DATE               | OPPONENT | P/S        | RUSHING  |          |            |          |          | RECEIVING |          |            |          |          | W/L        | SCORE |
|--------------------|----------|------------|----------|----------|------------|----------|----------|-----------|----------|------------|----------|----------|------------|-------|
|                    |          |            | NO.      | YDS.     | AVG.       | LG       | TD       | NO.       | YDS.     | AVG.       | LG       | TD       |            |       |
| 01/15              | Giants   | P          | 0        | 0        | 0.0        | 0        | 0        | 0         | 0        | 0.0        | 0        | 0        | L          | 24-31 |
| <b>2022 TOTALS</b> |          | <b>1-0</b> | <b>0</b> | <b>0</b> | <b>0.0</b> | <b>0</b> | <b>0</b> | <b>0</b>  | <b>0</b> | <b>0.0</b> | <b>0</b> | <b>0</b> | <b>0-1</b> |       |



# BRIAN O'NEILL



# 75

## TACKLE

**Ht:** 6-7

**DOB:** 9-15-95

**Vikings Season:** 6

**Acquired:** D2 '18

**Wt:** 310

**College:** Pittsburgh

**NFL Season:** 6

**2023 GP/GS**

9/9

**CAREER GP/GS**

88/84

**PLAYOFF GP/GS**

2/2

### KEY TRANSACTIONS

- Drafted in the second round (62nd overall) of the 2018 NFL Draft.

### OFF THE FIELD

- Earned bachelor's degree in finance in December 2018.
- Has strong athletic background in his family - father played RB at Dartmouth, mother was a swimmer at Northeastern, and he has a brother who played soccer at Northwestern.
- High school teammates with Villanova star and Final Four MVP Donte DiVincenzo.
- Has been active working with Autism Delaware charity events.
- In November 2019, helped give away 250 turkeys with other OL at The Salvation Army-Citadel Center in St. Paul.
- Helped at Special Olympics MN athletes for an evening of flag football at TCO Performance Center in September of 2019.

### HONORS

- Vikings Rookie of the Year (2018)
- Pro Bowl (2022)

### CAREER NOTES

- Highest-drafted Pitt player by the Vikings since Hall of Famer Chris Doleman at No. 4 overall in 1985.
- Joined T Christian Darrisaw (2021, 1st Rd., No. 23), OT Ezra Cleveland (2020, 2nd Rd., No. 58) and C Garrett Bradbury (2019, 1st Rd. No. 18) as OL drafted by the Vikings in the opening two rounds of the draft in four consecutive seasons.
- Signed a contract extension with the Vikings prior to the start of the 2021 season.
- Since moving into starting lineup for final 11 games of 2018, has started every game he has been active. Teammates at Pitt with 2021 Vikings rookies DE Patrick Jones II and DT Jaylen Twyman.

### 2023 | MINNESOTA VIKINGS

- Named team captain for the 2023 season, the third nod of his career.
- Has started all nine games this season, playing 100% of the Vikings offensive snaps.
- Made his season debut against Tampa Bay (9/10), playing in his 80th-career game (76th-career start).

### 2022 | MINNESOTA VIKINGS

- Finished the 2022 season on Reserve/Injured.
- Helped QB Kirk Cousins throw 34 completions for 299 yards and three passing touchdowns, and also allowed Jefferson to set two single-season franchise records and Cook to pass Chuck Foreman for the third-most rushing yards in team history (12/24).
- Also helped the team to tally one rushing touchdown in the largest comeback in NFL history, a 33-point deficit to defeat the Colts in OT (12/17).
- Part of an offensive line that helped Cousins throw for 460 passing yards and four passing touchdowns.
- Helped Cousins pass for 427 yards, Jefferson to set the franchise single-game receiving yard high of 223, Cook to tally his 47th rushing TD, and Thielen to catch his 53rd receiving TD (12/11).
- Part of an offensive line that helped the offense tally two rushing touchdowns and a receiving touchdown (12/4).
- Helped Jefferson set the NFL record for most receiving yards through a player's first three seasons in NFL history, Thielen to tally his 52nd receiving TD, and Hockenson to catch his first touchdown pass as a Viking (11/24).

- Part of an offensive line that helped RB Dalvin Cook record his longest rushing touchdown of his career of 81 yards, WR Justin Jefferson to set a new career high of 193 receiving yards, his 20th game of at least 100 yards receiving and the most in a player's first three seasons in NFL history (11/13).
- Helped Cousins (137) to pass Daunte Culpepper (135) for the third-most passing touchdowns in franchise history. Also helped Jefferson tally his 19th career 100-yard receiving game, Cook to tally his fourth receiving touchdown of his career and Thielen to become the third Vikings WR to catch at least 500 passes in his career (11/6).
- Part of an offensive line that helped the offense tally three rushing touchdowns and two passing touchdowns. Also helped QB Kirk Cousins to become the 31st QB in NFL history to complete 3,000 passes in his career (10/30).
- Helped RB Dalvin Cook to tally a 53-yard touchdown run, WR Adam Thielen to tally his 51st career receiving touchdown and TE Irv Smith, Jr., to record a touchdown (10/16).
- Part of an offensive line that helped QB Kirk Cousins notch 17-straight pass completions, WR Justin Jefferson to catch a career-high 12 passes, RB Dalvin Cook to tally two rushing touchdowns and for WR Jalen Reagor to record his first touchdown as a Vikings (10/9).
- Helped WR Justin Jefferson to tally his first rushing touchdown, 16th 100-yard receiving game and RB Alexander Mattison to tally his first receiving TD of the season in Week 4 vs. New Orleans (10/2).
- Part of an offensive line that helped two RBs tally a rushing touchdown each and WR Adam Thielen notch his 50th career receiving touchdown (9/25).
- Started his 60th career game against Green Bay (9/11) and was part of an offensive line that allowed WR Justin Jefferson to tally a career-high 184 receiving yards and two touchdowns. Also part of an offensive line that only allowed 1.0 sack in Week 1.

## 2021 | MINNESOTA VIKINGS

- Appeared in all 17 games this season. Part of an offense that only surrendered 30 sacks in 2021, the fifth-fewest in the NFL. Played in 100 percent of the team's offensive snaps this season.
- Started the first five games of the season at RT.
- Helped RB Alexander Mattison run for 100-plus yards for the third time in his career in a win over Detroit (10/10).
- Key part of the offense, reaching 571 total yards at Carolina (10/17).
- Helped RB Dalvin Cook rush for his 32nd touchdown since 2019 and third of the season at Los Angeles Chargers (11/14).
- Part of an offense that allowed QB Kirk Cousins to pass for 275 yards, two passing touchdowns and zero interceptions (11/14).
- Helped QB Kirk Cousins tally another 300+ passing yard game and WR Justin Jefferson record his 11th career 100-yard receiving game and two touchdowns against Green Bay (11/21).
- Helped WR Adam Thielen register his eighth multi-touchdown game of his career (11/28).
- Part of an offense that helped WR Justin Jefferson eclipse 1,000 yards receiving on the season and helped RB Alexander Mattison record his first rushing touchdown of the season and fourth in his career (11/28).
- Paved the way for WR Justin Jefferson to pass Jerry Rice in most receiving yards in the first two seasons of their career in NFL history, RB Alexander Mattison rush for his second touchdown of the season and Kirk Cousins record another 300+ passing and two touchdown game (12/5).
- Part of an offense that helped RB Dalvin Cook record his second 200+ rushing yard game of his career and two rushing touchdowns (12/9).
- Helped WR Justin Jefferson pass Hall of Famer Randy Moss for second in most receiving yards in a player's first two seasons in NFL history, trailing only Odell Beckham, Jr., by 20 yards (12/20).
- Part of an offense that allowed Kirk Cousins to pass for 300-plus yards and for WR Justin Jefferson to set the NFL record for most receiving yards in a player's first two seasons in the league (12/26).
- Helped QB Sean Mannion throw for 189 yards and his first touchdown of his career at Green Bay (1/2).

## 2020 | MINNESOTA VIKINGS

- Started all 16 games at RT for team that was fourth in the NFL in total offense, the highest mark since 2004.
- Helped Vikings offense post a 300-yard passer, 100-yard WR and a 100-yard RB for the second time on the season, matching a Vikings record for a season vs. Jacksonville (12/6).
- Paved way for Vikings offense to post a 3,000-yard passer, 1,000-yard WR and a 1,000-yard RB for the second straight season.
- Blocked for Dalvin Cook as he broke the 1,000-yard mark for the season vs. Dallas (11/22) in his ninth game of 2020, the second-fastest in team history behind Adrian Peterson's 8 games.
- Helped Cook run for 206 yards vs. Detroit (11/8), only the third Vikings player to break the 200-yard mark in team history.
- Paved the way for Cook to become only the third player in Vikings history to score four TDs in a game (three rushing, one receiving), also tying the team mark for rushing TDs in a game, while running for 163 yards at Green Bay (11/1).
- Helped RB Alexander Mattison break the 100-yard mark for the first time in his career at Seattle (10/11) after he replaced an injured Dalvin Cook.
- Part of an offense that featured two 100+ yard WRs and a 100-yard RB or the first time since the 2000 season at Houston (10/4) as the club got the first win of the season.
- Helped Cook run for career-high 181 yards and part of offense that had a 175+ yard rusher and receiver (Justin Jefferson, 175) in the same game for the first time in NFL history vs. Tennessee (9/27).

## 2019 | MINNESOTA VIKINGS

- Key part of an offensive line that gave up only 28 sacks, tied for fourth-fewest in the NFL and the sixth-lowest in team history.

- Minnesota allowed zero sacks in four games on the season and only one sack in six games.
- Made 15 regular-season starts at RT and two postseason starts.
- Helped RB Dalvin Cook break the 1,000-yard mark and earn Pro Bowl honors while protecting Kirk Cousins en route to his Pro Bowl berth.
- Started at RT in the season opener vs. Atlanta (9/8) as the Vikings offense posted 172 rushing yards.
- Started at RT at Green Bay (9/15), blocking as Dalvin Cook rushed for a then career-high 154 yards.
- Started at RT vs. Oakland (9/22) as the offense rushed for 211 yards and did not allow a sack.
- Started at RT as the Vikings posted 490 yards of offense at the New York Giants (10/6).
- Started at RT as the Vikings offense scored 38 points vs. Philadelphia (10/13).
- Started at RT at Detroit (10/20) as Minnesota posted 503 total yards of offense, the most since Minnesota racked up 558 total yards vs. Atlanta on 9/28/14, and scored 42 points, the most since Minnesota scored 49 points vs. NY Giants on 12/27/15.
- Started at RT vs. Washington (10/24) as the Vikings offense was not forced to punt for the first time since the 2004 season.
- Started at RT in the 27-23 win vs. Denver (11/17) as Minnesota scored 27 2nd-half points after being down 20-0 at half.
- Inactive vs. Chicago (12/29) as Minnesota rested starters.
- Made his NFL postseason debut in the Wild Card win at New Orleans (1/5/20), starting at RT.
- Started at RT in the Divisional game at San Francisco (1/11/20) but left game with injury.

## 2018 | MINNESOTA VIKINGS

- Played in 15 games, starting the last 11 at RT.
- Blocked for QB Kirk Cousins as he became the 1st player in NFL history to throw for 4,000 yards, 30 TDs, 10 or fewer INTs and post a 70% completion rate in a single season.
- Made his NFL debut at RT at Green Bay (9/16) when Rashod Hill left with an injury.
- Stepped in at RT at Philadelphia (10/7) after starter Rashod Hill moved to LT for an injured Riley Reiff.
- Made his first career start vs. Arizona (10/14), playing RT as Hill moved to LT in place of Reiff.
- Started at RT vs. Miami (12/16) as the team rushed for 220 yards and scored a season-high 41 points.

## COLLEGE - PITTSBURGH

- Started the final 37 games and played in 38 during his Panthers career, 2015 and 2016 at RT and 2017 at LT.
- Helped Pitt to bowl games in 2015 and 2016 with 8-5 records.
- Team was 5-7 in 2017 but won the final game of the season and the final game of his Pitt career with a stunning 24-14 upset over No. 2 Miami.
- The Panthers upset No. 2 Clemson in 2016 on the road 43-42.
- An All-Atlantic Coast Conference choice by The Associated Press and conference coaches in 2017.
- Moved from TE to T as a redshirt freshman in 2015 and went on to start 12 games at RT.
- Scored both career TDs on rushes during the 2016 season: a 24-yarder vs. Georgia Tech and 5-yard score against Virginia Tech.

## PREP - SALESIANUM (DEL.)

- Helped Salesianum High to Delaware Division I state championship as a standout TE/DE with an 11-1 mark.
- Teamed with Vikings linebacker Troy Reeder.
- He averaged 18.6 yards per catch with 33 catches for 614 yards and 8 TDs.
- Named First-Team All-State as a senior after Third-Team honors as a sophomore and junior.
- During his final 3 seasons, squad went 31-7.
- Earned Delaware Basketball Player of the Year honors as a senior after leading team to first state title with a 22-2 mark.
- Averaged 13.5 ppg and 8.2 rpg on the hardwood.

### 2023 GAME-BY-GAME REGULAR-SEASON STATISTICS (VIKINGS)

| DATE               | OPPONENT    | P/S        | W/L        | SCORE |
|--------------------|-------------|------------|------------|-------|
| 09/10              | Buccaneers  | S          | L          | 17-20 |
| 09/14              | at Eagles   | S          | L          | 28-34 |
| 09/24              | Chargers    | S          | L          | 24-28 |
| 10/01              | at Panthers | S          | W          | 21-13 |
| 10/08              | Chiefs      | S          | L          | 20-27 |
| 10/15              | at Bears    | S          | W          | 19-13 |
| 10/23              | 49ers       | S          | W          | 22-17 |
| 10/29              | at Packers  | S          | W          | 24-10 |
| 11/05              | at Falcons  | S          | W          | 31-28 |
| <b>2023 TOTALS</b> |             | <b>9-9</b> | <b>5-4</b> |       |



# JOSH OLIVER



# 84

## TIGHT END

**Ht:** 6-5

**DOB:** 3-21-97

**Vikings Season:** 1

**Acquired:** FA '23

**Wt:** 259

**College:** San Jose State

**NFL Season:** 5

**2023 GP/GS**

9/7

**CAREER GP/GS**

44/18

**PLAYOFF GP/GS**

1/1

### KEY TRANSACTIONS

- Originally selected by the Jacksonville Jaguars in the third round (69th overall) of the 2019 NFL Draft.
- Placed on Injured Reserve (back) on 11/18/19.
- Placed on Injured Reserve (foot) on 8/20/20.
- Acquired by the Ravens on 3/18/21 in exchange for an undisclosed 2022 draft choice.

### OFF THE FIELD

- Is an avid snowboarder.
- Father, Rene, played college football for Cal Poly...Uncle, Clancy, was a defensive back for the Pittsburgh Steelers and St. Louis Cardinals...Second cousin, Darren, pitched for 20 seasons in the MLB.

### CAREER NOTES

- Appeared in all 17 games (nine starts) in 2022, producing career highs in every receiving category, including receptions (14), yards (149) and TDs (2).
- Recorded career highs in receptions (4) and receiving yards (76) – including a career-long 40-yarder – while hauling a 12-yard TD reception at Jacksonville (11/27/22).
- Collected his first-career TD grab on a 1-yard reception from QB Lamar Jackson in the 37-26 win at New England (9/25/22).
- In 2021, saw action in 14 games (one start) in his first year as a Raven, registering 9 catches for 66 yards...Helped block for the NFL's sixth-ranked offense (378.8 ypg) and third-best rushing attack (145.8 ypg), also adding three special teams tackles.

### 2023 | MINNESOTA VIKINGS

- Has started seven of the nine games in his first season with the team, grading out as the fourth-best TE in the NFL according to PFF.
- Caught a 4-yard touchdown pass against the Chargers in Week 3, marking his first-career touchdown reception as a Viking.
- Hauled in two passes for 13 yards against the Eagles (9/14).
- Started the season opener against Tampa Bay (9/10), catching three passes for 32 yards.

### 2022 | BALTIMORE RAVENS

- Appeared in all 17 games (nine starts), producing career highs in every receiving category, including receptions (14), yards (149) and TDs (2).
- Recorded team and career highs in receptions (4) and receiving yards (76) – including a career-long 40-yarder – while hauling a 12-yard TD reception to put Baltimore ahead with just over two minutes remaining in regulation at Jacksonville (11/27).
- Collected his first-career TD grab on a 1-yard reception from QB Lamar Jackson in the 37-26 win at NE (9/25).

### 2021 | BALTIMORE RAVENS

- Saw action in 14 games (one start) in his first year as a Raven, registering a career-high nine catches for 66 yards... Helped block for the NFL's sixth-ranked offense (378.8 ypg) and third-best rushing attack (145.8 ypg), also adding 3 special teams tackles.
- Notched career highs in receptions (2) and receiving yards (13) in the 31-25 vs. Indianapolis (10/11).

### 2020 | JACKSONVILLE JAGUARS

- Spent the entire season on Injured Reserve after suffering a foot injury in practice.

## 2019 | JACKSONVILLE JAGUARS

- Appeared in four games (one start) before suffering a season-ending back injury in Week 11...Totaled three receptions for 15 yards on the season.
- Caught a 5-yard pass in his first career start at Indianapolis (11/17).
- Saw action at TE and made his first career reception – a 6-yard grab – vs. New York Jets (10/27).
- Made his NFL debut, seeing 25 snaps on offense at Cincinnati (10/20).

## COLLEGE - SAN JOSE STATE

- Appeared in 49 games (36 starts) in four seasons with San Jose State, tallying 98 receptions for 1,067 yards and seven TDs...Became the fourth tight end in school history with 1,000-plus career receiving yards.
- Competed in the 2019 Senior Bowl...Ranked third nationally among FBS tight ends and led the team with 56 receptions during his senior campaign in 2018...Also produced 709 receiving yards and four TDs that season.
- Was a three-time academic All-Mountain West award winner and recipient of the 2017 Arthur Ashe Jr. Sports Scholar Award.
- Earned his degree in business administration.

## PREP - PASO ROBLES (CALIF.)

- Played tight end, defensive end and linebacker.
- Also played forward for the basketball team.

### JOSH OLIVER'S NFL REGULAR SEASON RUSHING/RECEIVING STATISTICS

| DATE              | TEAM    | GP        | GS        | RECEIVING |            |            |           |          | RUSHING  |          |            |          |          |
|-------------------|---------|-----------|-----------|-----------|------------|------------|-----------|----------|----------|----------|------------|----------|----------|
|                   |         |           |           | NO.       | YDS.       | AVG.       | LG        | TD       | NO.      | YDS.     | AVG.       | LG       | TD       |
| 2023              | Vikings | 9         | 7         | 12        | 71         | 5.9        | 18        | 1        | 0        | 0        | 0.0        | 0        | 0        |
| 2022              | Ravens  | 17        | 9         | 14        | 149        | 10.6       | 40        | 2        | 0        | 0        | 0.0        | 0        | 0        |
| 2021              | Ravens  | 14        | 1         | 9         | 66         | 7.3        | 19        | 0        | 0        | 0        | 0.0        | 0        | 0        |
| 2020              | Jaguars | 0         | 0         | 0         | 0          | 0.0        | 0         | 0        | 0        | 0        | 0.0        | 0        | 0        |
| 2019              | Jaguars | 4         | 1         | 3         | 15         | 5.0        | 6         | 0        | 0        | 0        | 0.0        | 0        | 0        |
| <b>NFL TOTALS</b> |         | <b>44</b> | <b>18</b> | <b>38</b> | <b>301</b> | <b>7.9</b> | <b>40</b> | <b>3</b> | <b>0</b> | <b>0</b> | <b>0.0</b> | <b>0</b> | <b>0</b> |

### JOSH OLIVER'S NFL POSTSEASON RUSHING/RECEIVING STATISTICS

| DATE              | TEAM   | GP       | GS       | RECEIVING |           |             |           |          | RUSHING  |          |            |          |          |
|-------------------|--------|----------|----------|-----------|-----------|-------------|-----------|----------|----------|----------|------------|----------|----------|
|                   |        |          |          | NO.       | YDS.      | AVG.        | LG        | TD       | NO.      | YDS.     | AVG.       | LG       | TD       |
| 2022              | Ravens | 1        | 1        | 2         | 26        | 13.0        | 19        | 0        | 0        | 0        | 0.0        | 0        | 0        |
| <b>NFL TOTALS</b> |        | <b>1</b> | <b>1</b> | <b>2</b>  | <b>26</b> | <b>13.0</b> | <b>19</b> | <b>0</b> | <b>0</b> | <b>0</b> | <b>0.0</b> | <b>0</b> | <b>0</b> |

### SINGLE-GAME HIGHS: RECEIVING

|                           |                           |                              |                         |
|---------------------------|---------------------------|------------------------------|-------------------------|
| <b>Receptions</b>         | 4 at JAX, Nov 27, 2022    | <b>All-Purpose Yards</b>     | 76 at JAX, Nov 27, 2022 |
| <b>Receiving Yards</b>    | 76 at JAX, Nov 27, 2022   | <b>Special Teams Tackles</b> | 1 vs. PIT, Jan 09, 2022 |
| <b>Receiving Average</b>  | 19.0 at JAX, Nov 27, 2022 |                              | ...2 more at 1.         |
| <b>Longest Receptions</b> | 40 at JAX, Nov 27, 2022   | <b>Most TDs</b>              | 1 vs. LAC, Sep 24, 2023 |
| <b>Receiving TDs</b>      | 1 vs. LAC, Sep 24, 2023   |                              | ...2 more at 1.         |
|                           | ...2 more at 1.           | <b>Miscellaneous Tackles</b> | 1 at CLE, Dec 12, 2021  |

### SINGLE-GAME HIGHS - POSTSEASON: RECEIVING

|                        |                         |                           |                         |
|------------------------|-------------------------|---------------------------|-------------------------|
| <b>Receptions</b>      | 2 at CIN, Jan 15, 2023  | <b>Longest Receptions</b> | 19 at CIN, Jan 15, 2023 |
| <b>Receiving Yards</b> | 26 at CIN, Jan 15, 2023 | <b>All-Purpose Yards</b>  | 26 at CIN, Jan 15, 2023 |

**2023 GAME-BY-GAME REGULAR-SEASON STATISTICS (VIKINGS)**

| DATE               | OPPONENT    | P/S        | RECEIVING |           |            |           |          | RUSHING  |          |            |          |          | W/L        | SCORE |
|--------------------|-------------|------------|-----------|-----------|------------|-----------|----------|----------|----------|------------|----------|----------|------------|-------|
|                    |             |            | NO.       | YDS.      | AVG.       | LG        | TD       | NO.      | YDS.     | AVG.       | LG       | TD       |            |       |
| 09/10              | Buccaneers  | S          | 3         | 32        | 10.7       | 18        | 0        | 0        | 0        | 0.0        | 0        | 0        | L          | 17-20 |
| 09/14              | at Eagles   | S          | 2         | 13        | 6.5        | 13        | 0        | 0        | 0        | 0.0        | 0        | 0        | L          | 28-34 |
| 09/24              | Chargers    | S          | 2         | 4         | 2.0        | 4t        | 1        | 0        | 0        | 0.0        | 0        | 0        | L          | 24-28 |
| 10/01              | at Panthers | P          | 0         | 0         | 0.0        | 0         | 0        | 0        | 0        | 0.0        | 0        | 0        | W          | 21-13 |
| 10/08              | Chiefs      | S          | 1         | 15        | 15.0       | 15        | 0        | 0        | 0        | 0.0        | 0        | 0        | L          | 20-27 |
| 10/15              | at Bears    | S          | 0         | 0         | 0.0        | 0         | 0        | 0        | 0        | 0.0        | 0        | 0        | W          | 19-13 |
| 10/23              | 49ers       | S          | 2         | 6         | 3.0        | 6         | 0        | 0        | 0        | 0.0        | 0        | 0        | W          | 22-17 |
| 10/29              | at Packers  | P          | 0         | 0         | 0.0        | 0         | 0        | 0        | 0        | 0.0        | 0        | 0        | W          | 24-10 |
| 11/05              | at Falcons  | S          | 2         | 1         | 0.5        | 2         | 0        | 0        | 0        | 0.0        | 0        | 0        | W          | 31-28 |
| <b>2023 TOTALS</b> |             | <b>9-7</b> | <b>12</b> | <b>71</b> | <b>5.9</b> | <b>18</b> | <b>1</b> | <b>0</b> | <b>0</b> | <b>0.0</b> | <b>0</b> | <b>0</b> | <b>5-4</b> |       |

**2022 GAME-BY-GAME REGULAR-SEASON STATISTICS (RAVENS)**

| DATE               | OPPONENT         | P/S         | RECEIVING |            |             |           |          | RUSHING  |          |            |          |          | W/L         | SCORE |
|--------------------|------------------|-------------|-----------|------------|-------------|-----------|----------|----------|----------|------------|----------|----------|-------------|-------|
|                    |                  |             | NO.       | YDS.       | AVG.        | LG        | TD       | NO.      | YDS.     | AVG.       | LG       | TD       |             |       |
| 09/11              | at Jets          | P           | 0         | 0          | 0.0         | 0         | 0        | 0        | 0        | 0.0        | 0        | 0        | W           | 24-9  |
| 09/18              | Dolphins         | S           | 0         | 0          | 0.0         | 0         | 0        | 0        | 0        | 0.0        | 0        | 0        | L           | 38-42 |
| 09/25              | at Patriots      | P           | 2         | 8          | 4.0         | 7         | 1        | 0        | 0        | 0.0        | 0        | 0        | W           | 37-26 |
| 10/02              | Bills            | P           | 0         | 0          | 0.0         | 0         | 0        | 0        | 0        | 0.0        | 0        | 0        | L           | 20-23 |
| 10/09              | Bengals          | S           | 0         | 0          | 0.0         | 0         | 0        | 0        | 0        | 0.0        | 0        | 0        | W           | 19-17 |
| 10/16              | at Giants        | P           | 2         | 21         | 10.5        | 12        | 0        | 0        | 0        | 0.0        | 0        | 0        | L           | 20-24 |
| 10/23              | Browns           | P           | 0         | 0          | 0.0         | 0         | 0        | 0        | 0        | 0.0        | 0        | 0        | W           | 23-20 |
| 10/27              | at<br>Buccaneers | P           | 1         | 4          | 4.0         | 4         | 0        | 0        | 0        | 0.0        | 0        | 0        | W           | 27-22 |
| 11/07              | at Saints        | S           | 1         | 19         | 19.0        | 19        | 0        | 0        | 0        | 0.0        | 0        | 0        | W           | 27-13 |
| 11/20              | Panthers         | P           | 1         | 2          | 2.0         | 2         | 0        | 0        | 0        | 0.0        | 0        | 0        | W           | 13-3  |
| 11/27              | at Jaguars       | P           | 4         | 76         | 19.0        | 40        | 1        | 0        | 0        | 0.0        | 0        | 0        | L           | 27-28 |
| 12/04              | Broncos          | S           | 0         | 0          | 0.0         | 0         | 0        | 0        | 0        | 0.0        | 0        | 0        | W           | 10-9  |
| 12/11              | at Steelers      | S           | 0         | 0          | 0.0         | 0         | 0        | 0        | 0        | 0.0        | 0        | 0        | W           | 16-14 |
| 12/17              | at Browns        | S           | 2         | 13         | 6.5         | 8         | 0        | 0        | 0        | 0.0        | 0        | 0        | L           | 3-13  |
| 12/24              | Falcons          | S           | 1         | 6          | 6.0         | 6         | 0        | 0        | 0        | 0.0        | 0        | 0        | W           | 17-9  |
| 01/01              | Steelers         | S           | 0         | 0          | 0.0         | 0         | 0        | 0        | 0        | 0.0        | 0        | 0        | L           | 13-16 |
| 01/08              | at Bengals       | S           | 0         | 0          | 0.0         | 0         | 0        | 0        | 0        | 0.0        | 0        | 0        | L           | 16-27 |
| <b>2022 TOTALS</b> |                  | <b>17-9</b> | <b>14</b> | <b>149</b> | <b>10.6</b> | <b>40</b> | <b>2</b> | <b>0</b> | <b>0</b> | <b>0.0</b> | <b>0</b> | <b>0</b> | <b>10-7</b> |       |



**2021 GAME-BY-GAME REGULAR-SEASON STATISTICS (RAVENS)**

| DATE               | OPPONENT    | P/S         | RECEIVING |           |            |           |          | RUSHING  |          |            |          |          | W/L        | SCORE  |
|--------------------|-------------|-------------|-----------|-----------|------------|-----------|----------|----------|----------|------------|----------|----------|------------|--------|
|                    |             |             | NO.       | YDS.      | AVG.       | LG        | TD       | NO.      | YDS.     | AVG.       | LG       | TD       |            |        |
| 09/13              | at Raiders  | P           | 0         | 0         | 0.0        | 0         | 0        | 0        | 0        | 0.0        | 0        | 0        | L          | 27-33+ |
| 09/19              | Chiefs      | P           | 1         | 9         | 9.0        | 9         | 0        | 0        | 0        | 0.0        | 0        | 0        | W          | 36-35  |
| 09/26              | at Lions    | P           | 1         | 6         | 6.0        | 6         | 0        | 0        | 0        | 0.0        | 0        | 0        | W          | 19-17  |
| 10/03              | at Broncos  | P           | 0         | 0         | 0.0        | 0         | 0        | 0        | 0        | 0.0        | 0        | 0        | W          | 23-7   |
| 10/11              | Colts       | P           | 2         | 13        | 6.5        | 7         | 0        | 0        | 0        | 0.0        | 0        | 0        | W          | 31-25+ |
| 10/17              | Chargers    | P           | 1         | 2         | 2.0        | 2         | 0        | 0        | 0        | 0.0        | 0        | 0        | W          | 34-6   |
| 10/24              | Bengals     | P           | 2         | 29        | 14.5       | 19        | 0        | 0        | 0        | 0.0        | 0        | 0        | L          | 17-41  |
| 11/07              | Vikings     | P           | 0         | 0         | 0.0        | 0         | 0        | 0        | 0        | 0.0        | 0        | 0        | W          | 34-31+ |
| 11/11              | at Dolphins | P           | 0         | 0         | 0.0        | 0         | 0        | 0        | 0        | 0.0        | 0        | 0        | L          | 10-22  |
| 11/21              | at Bears    | P           | 0         | 0         | 0.0        | 0         | 0        | 0        | 0        | 0.0        | 0        | 0        | W          | 16-13  |
| 11/28              | Browns      |             |           |           |            |           |          |          |          |            |          |          | W          | 16-10  |
|                    |             |             |           |           |            |           |          |          |          |            |          |          |            |        |
|                    |             |             |           |           |            |           |          |          |          |            |          |          |            |        |
| 12/05              | at Steelers | P           | 0         | 0         | 0.0        | 0         | 0        | 0        | 0        | 0.0        | 0        | 0        | L          | 19-20  |
| 12/12              | at Browns   | P           | 1         | 6         | 6.0        | 6         | 0        | 0        | 0        | 0.0        | 0        | 0        | L          | 22-24  |
| 12/19              | Packers     | P           | 0         | 0         | 0.0        | 0         | 0        | 0        | 0        | 0.0        | 0        | 0        | L          | 30-31  |
| 12/26              | at Bengals  |             |           |           |            |           |          |          |          |            |          |          | L          | 21-41  |
| 01/02              | Rams        |             |           |           |            |           |          |          |          |            |          |          | L          | 19-20  |
| 01/09              | Steelers    | S           | 1         | 1         | 1.0        | 1         | 0        | 0        | 0        | 0.0        | 0        | 0        | L          | 13-16+ |
| <b>2021 TOTALS</b> |             | <b>14-1</b> | <b>9</b>  | <b>66</b> | <b>7.3</b> | <b>19</b> | <b>0</b> | <b>0</b> | <b>0</b> | <b>0.0</b> | <b>0</b> | <b>0</b> | <b>8-9</b> |        |

+ - Overtime

**2020 GAME-BY-GAME REGULAR-SEASON STATISTICS (JAGUARS)**

| DATE               | OPPONENT    | P/S        | RECEIVING |          |            |          |          | RUSHING  |          |            |          |          | W/L         | SCORE  |
|--------------------|-------------|------------|-----------|----------|------------|----------|----------|----------|----------|------------|----------|----------|-------------|--------|
|                    |             |            | NO.       | YDS.     | AVG.       | LG       | TD       | NO.      | YDS.     | AVG.       | LG       | TD       |             |        |
| 09/13              | Colts       |            |           |          |            |          |          |          |          |            |          |          | W           | 27-20  |
| 09/20              | at Titans   |            |           |          |            |          |          |          |          |            |          |          | L           | 30-33  |
| 09/24              | Dolphins    |            |           |          |            |          |          |          |          |            |          |          | L           | 13-31  |
| 10/04              | at Bengals  |            |           |          |            |          |          |          |          |            |          |          | L           | 25-33  |
| 10/11              | at Texans   |            |           |          |            |          |          |          |          |            |          |          | L           | 14-30  |
| 10/18              | Lions       |            |           |          |            |          |          |          |          |            |          |          | L           | 16-34  |
| 10/25              | at Chargers |            |           |          |            |          |          |          |          |            |          |          | L           | 29-39  |
| 11/08              | Texans      |            |           |          |            |          |          |          |          |            |          |          | L           | 25-27  |
| 11/15              | at Packers  |            |           |          |            |          |          |          |          |            |          |          | L           | 20-24  |
| 11/22              | Steelers    |            |           |          |            |          |          |          |          |            |          |          | L           | 3-27   |
| 11/29              | Browns      |            |           |          |            |          |          |          |          |            |          |          | L           | 25-27  |
| 12/06              | at Vikings  |            |           |          |            |          |          |          |          |            |          |          | L           | 24-27+ |
| 12/13              | Titans      |            |           |          |            |          |          |          |          |            |          |          | L           | 10-31  |
| 12/20              | at Ravens   |            |           |          |            |          |          |          |          |            |          |          | L           | 14-40  |
| 12/27              | Bears       |            |           |          |            |          |          |          |          |            |          |          | L           | 17-41  |
| 01/03              | at Colts    |            |           |          |            |          |          |          |          |            |          |          | L           | 14-28  |
| <b>2020 TOTALS</b> |             | <b>0-0</b> | <b>0</b>  | <b>0</b> | <b>0.0</b> | <b>0</b> | <b>0</b> | <b>0</b> | <b>0</b> | <b>0.0</b> | <b>0</b> | <b>0</b> | <b>1-15</b> |        |

+ - Overtime

**2019 GAME-BY-GAME REGULAR-SEASON STATISTICS (JAGUARS)**

| DATE               | OPPONENT    | P/S        | RECEIVING |           |            |          |          | RUSHING  |          |            |          |          | W/L         | SCORE |
|--------------------|-------------|------------|-----------|-----------|------------|----------|----------|----------|----------|------------|----------|----------|-------------|-------|
|                    |             |            | NO.       | YDS.      | AVG.       | LG       | TD       | NO.      | YDS.     | AVG.       | LG       | TD       |             |       |
| 09/08              | Chiefs      |            |           |           |            |          |          |          |          |            |          |          | L           | 26-40 |
| 09/15              | at Texans   |            |           |           |            |          |          |          |          |            |          |          | L           | 12-13 |
| 09/19              | Titans      |            |           |           |            |          |          |          |          |            |          |          | W           | 20-7  |
| 09/29              | at Broncos  |            |           |           |            |          |          |          |          |            |          |          | W           | 26-24 |
| 10/06              | at Panthers |            |           |           |            |          |          |          |          |            |          |          | L           | 27-34 |
| 10/13              | Saints      |            |           |           |            |          |          |          |          |            |          |          | L           | 6-13  |
| 10/20              | at Bengals  | P          | 0         | 0         | 0.0        | 0        | 0        | 0        | 0        | 0.0        | 0        | 0        | W           | 27-17 |
| 10/27              | Jets        | P          | 1         | 6         | 6.0        | 6        | 0        | 0        | 0        | 0.0        | 0        | 0        | W           | 29-15 |
| 11/03              | Texans      | P          | 1         | 4         | 4.0        | 4        | 0        | 0        | 0        | 0.0        | 0        | 0        | L           | 3-26  |
| 11/17              | at Colts    | S          | 1         | 5         | 5.0        | 5        | 0        | 0        | 0        | 0.0        | 0        | 0        | L           | 13-33 |
| 11/24              | at Titans   |            |           |           |            |          |          |          |          |            |          |          | L           | 20-42 |
| 12/01              | Buccaneers  |            |           |           |            |          |          |          |          |            |          |          | L           | 11-28 |
| 12/08              | Chargers    |            |           |           |            |          |          |          |          |            |          |          | L           | 10-45 |
| 12/15              | at Raiders  |            |           |           |            |          |          |          |          |            |          |          | W           | 20-16 |
| 12/22              | at Falcons  |            |           |           |            |          |          |          |          |            |          |          | L           | 12-24 |
| 12/29              | Colts       |            |           |           |            |          |          |          |          |            |          |          | W           | 38-20 |
| <b>2019 TOTALS</b> |             | <b>4-1</b> | <b>3</b>  | <b>15</b> | <b>5.0</b> | <b>6</b> | <b>0</b> | <b>0</b> | <b>0</b> | <b>0.0</b> | <b>0</b> | <b>0</b> | <b>6-10</b> |       |

**2022 GAME-BY-GAME POSTSEASON STATISTICS (RAVENS)**

| DATE               | OPPONENT   | P/S        | RECEIVING |           |             |           |          | RUSHING  |          |            |          |          | W/L        | SCORE |
|--------------------|------------|------------|-----------|-----------|-------------|-----------|----------|----------|----------|------------|----------|----------|------------|-------|
|                    |            |            | NO.       | YDS.      | AVG.        | LG        | TD       | NO.      | YDS.     | AVG.       | LG       | TD       |            |       |
| 01/15              | at Bengals | S          | 2         | 26        | 13.0        | 19        | 0        | 0        | 0        | 0.0        | 0        | 0        | L          | 17-24 |
| <b>2022 TOTALS</b> |            | <b>1-1</b> | <b>2</b>  | <b>26</b> | <b>13.0</b> | <b>19</b> | <b>0</b> | <b>0</b> | <b>0</b> | <b>0.0</b> | <b>0</b> | <b>0</b> | <b>0-1</b> |       |



# K.J. OSBORN



# 17

## WIDE RECEIVER

**Ht:** 5-11

**DOB:** 6-10-97

**Vikings Season:** 4

**Acquired:** D5b '20

**Wt:** 203

**College:** Miami

**NFL Season:** 4

**2023 GP/GS**

9/8

**CAREER GP/GS**

52/26

**PLAYOFF GP/GS**

1/1

### KEY TRANSACTIONS

- Selected in the fifth round (176th overall) of the 2020 NFL Draft, the second and final wide receiver taken by the Vikings.

### OFF THE FIELD

- Graduated from Buffalo in 2018 with a degree in sociology and is pursuing his Master's degree in criminal justice.
- Interested in a career as an FBI or Secret Service agent.
- Quickly impressed his Miami coaches and was chosen to represent the team at the ACC Media Days in 2019 preseason.
- Academic All-MAC selection for his excellence in the classroom while at Buffalo.
- Named to the Hampshire Honor Society by the National Football Foundation.
- Visited the United Kingdom with Danielle Hunter in summer 2022 ahead of Minnesota's game vs. New Orleans in London.

### CAREER NOTES

#### 2023 | MINNESOTA VIKINGS

- Left the game at Atlanta (11/5) with a concussion.
- Led the team in receptions (eight) and receiving yards (99) at Green Bay in Week 8 (10/29). Both totals marked season highs.
- Garnered 47 receiving yards on five catches against San Francisco in Week 7 (10/23).
- Caught one pass against the Chargers in Week 3, a 36-yard touchdown reception in the third quarter.
- Against the Eagles (9/14), tallied 34 yards on three receptions, including a 10-yard touchdown catch in the fourth quarter.
- Started the season opener against Tampa Bay (9/10), hauling in three passes for 31 yards.

#### 2022 | MINNESOTA VIKINGS

- Made his first career Week 1 start on 9/11 against Green Bay.
- Caught his eighth receiving touchdown and finished the game with five receptions for 73 yards. Osborn has surpassed 70 receiving yards five times in his career.
- Hauled in a 5-yard touchdown pass from Kirk Cousins in the fourth quarter to give the Vikings an eight-point lead.
- Caught four passes for 35 yards in Week 10 at Buffalo.
- Caught two passes for 17 yards in Week 11 versus Dallas.
- Recorded two receptions for 17 yards, including one one on fourth down in Week 13 against the Jets.
- Caught five passes for 38 yards and one touchdown in Week 14 at Detroit.
- Notched his first career 100-yard game with 157 yards on the day in Week 15 against the Colts. Osborn (1,112) has now reached 1,000 career receiving yards.
- Caught seven passes for 59 yards, including a nine-yard touchdown in Week 17 against the Packers.
- Recorded his second career 100-plus receiving yard game in Week 18 at Chicago after catching five passes for 117 yards, including a 66-yard reception, the longest reception by the Vikings this season.
- Made his playoff debut and caught two passes for 20 yards, including a 9-yard touchdown reception.

#### 2021 | MINNESOTA VIKINGS

- Appeared in all 17 games on offense and made a career-high nine starts. Had a touchdown in each of the last three games of the season, bringing his career high to seven in a single season. Owns the biggest Year 1 to Year 2 receiving differential in Vikings

history, jumping from zero receiving yards to 655 from his rookie year to his second season.

- Recorded his first career NFL touchdown for 64 yards from QB Kirk Cousins at Arizona (9/19).
- Had five receptions for 91 yards in his second start on offense of his career (9/19).
- Started his third career game at wide receiver, recording three receptions against Detroit (10/10).
- Recorded a 27-yard walk-off touchdown in overtime at Carolina to secure the win. It was the Vikings first walk-off touchdown since the 2019 Wild Card game at New Orleans (10/17).
- Earned his fifth career start of his career and of the season (11/28).
- Made it into the end zone for his third touchdown pass of the season, his first since Week 6 at Carolina (12/5).
- Notched his fourth touchdown of the season and first at U.S. Bank Stadium, a 62-yard touchdown pass from QB Kirk Cousins and his first of 60+ yards since Week 2 at Arizona (12/9).
- Had three receptions for 21 yards and returned three punts for a total of 16 yards, his first punt returns of the season, at Chicago (12/20).
- Caught his fourth touchdown pass of the season against the Rams (12/26)
- Made it into the end zone for his sixth touchdown on the year, a 14-yard reception from QB Sean Mannion in his eighth start (1/2).
- Closed the 2021 season with a TD catch against Chicago, giving him one in each of the final three games.

**2020 | MINNESOTA VIKINGS**

- Had the longest KOR on the team for the season in the opener vs. Green Bay (9/13), a 38-yarder.
- Had a season-high 21 yards on three punt returns and a 14-yard KO return vs. Jacksonville (12/6) in the OT win.
- Played vs. Green Bay (9/13), at Indianapolis (9/20) and at Houston (10/4).
- Did not play vs. Tennessee (9/27) and inactive for games at Seattle (10/11), vs. Atlanta (10/18), vs. Carolina (11/29) and at Tampa Bay (12/13).
- Made his NFL debut in the season opener vs. Green Bay (9/13), returning a pair of kickoffs with a long of 38 long.

**COLLEGE - BUFFALO/MIAMI**

- During college career with Miami and Buffalo, caught 146 passes for 2,037 yards and 17 TDs.
- Top receiver for Miami in receptions (50), receiving yards (547) and receiving TDs (5) in 2019.
- Started all 13 contests in 2019, his lone season in Miami.

**PREP - LINCOLN/IMG (MICH./FLA.)**

- Transferred from Lincoln High (Ypsilanti, Mich.) to IMG Academy (Bradenton, Fla.) for his senior season in 2014.
- Was led by Head Coach Chris Weinke at IMG and totaled 21 receptions for 379 yards and a team-high seven TDs.
- Helped lead IMG to a 10-1 record and a top ranking in Florida.
- While at Lincoln High, set the school record in the 100m and 200m during his junior year.

**K.J. OSBORN'S NFL REGULAR SEASON RUSHING/RECEIVING STATISTICS**

| DATE              | TEAM    | RECEIVING |           |            |              |             |           |           | RUSHING  |           |            |           |          |
|-------------------|---------|-----------|-----------|------------|--------------|-------------|-----------|-----------|----------|-----------|------------|-----------|----------|
|                   |         | GP        | GS        | NO.        | YDS.         | AVG.        | LG        | TD        | NO.      | YDS.      | AVG.       | LG        | TD       |
| 2023              | Vikings | 9         | 8         | 32         | 377          | 11.8        | 36t       | 2         | 0        | 0         | 0.0        | 0         | 0        |
| 2022              | Vikings | 17        | 9         | 60         | 650          | 10.8        | 66        | 5         | 3        | 6         | 2.0        | 5         | 0        |
| 2021              | Vikings | 17        | 9         | 50         | 655          | 13.1        | 64t       | 7         | 1        | 10        | 10.0       | 10        | 0        |
| 2020              | Vikings | 9         | 0         | 0          | 0            | 0.0         | 0         | 0         | 0        | 0         | 0.0        | 0         | 0        |
| <b>NFL TOTALS</b> |         | <b>52</b> | <b>26</b> | <b>142</b> | <b>1,682</b> | <b>11.8</b> | <b>66</b> | <b>14</b> | <b>4</b> | <b>16</b> | <b>4.0</b> | <b>10</b> | <b>0</b> |

**K.J. OSBORN'S NFL POSTSEASON RUSHING/RECEIVING STATISTICS**

| DATE              | TEAM    | RECEIVING |          |          |           |             |           |          | RUSHING  |          |            |          |          |
|-------------------|---------|-----------|----------|----------|-----------|-------------|-----------|----------|----------|----------|------------|----------|----------|
|                   |         | GP        | GS       | NO.      | YDS.      | AVG.        | LG        | TD       | NO.      | YDS.     | AVG.       | LG       | TD       |
| 2022              | Vikings | 1         | 1        | 2        | 20        | 10.0        | 11        | 1        | 0        | 0        | 0.0        | 0        | 0        |
| <b>NFL TOTALS</b> |         | <b>1</b>  | <b>1</b> | <b>2</b> | <b>20</b> | <b>10.0</b> | <b>11</b> | <b>1</b> | <b>0</b> | <b>0</b> | <b>0.0</b> | <b>0</b> | <b>0</b> |

## K.J. OSBORN'S NFL REGULAR SEASON RETURN STATISTICS

| KICKOFF RETURNS   |         |           |            |             |           |          | PUNT RETURNS |          |           |            |           |          |
|-------------------|---------|-----------|------------|-------------|-----------|----------|--------------|----------|-----------|------------|-----------|----------|
| DATE              | TEAM    | RET.      | YDS.       | AVG.        | LG        | TD       | NO.          | FC       | YDS.      | AVG.       | LG        | TD       |
| 2023              | Vikings | 0         | 0          | 0.0         | 0         | 0        | 0            | 0        | 0         | 0.0        | 0         | 0        |
| 2022              | Vikings | 0         | 0          | 0.0         | 0         | 0        | 0            | 0        | 0         | 0.0        | 0         | 0        |
| 2021              | Vikings | 0         | 0          | 0.0         | 0         | 0        | 4            | 2        | 23        | 5.8        | 11        | 0        |
| 2020              | Vikings | 14        | 303        | 21.6        | 38        | 0        | 7            | 6        | 27        | 3.9        | 8         | 0        |
| <b>NFL TOTALS</b> |         | <b>14</b> | <b>303</b> | <b>21.6</b> | <b>38</b> | <b>0</b> | <b>11</b>    | <b>8</b> | <b>50</b> | <b>4.5</b> | <b>11</b> | <b>0</b> |

### SINGLE-GAME HIGHS: RUSHING/RECEIVING

|                             |   |                               |   |
|-----------------------------|---|-------------------------------|---|
| <b>Rush Attempts</b>        | 1 vs. NE, Nov 24, 2022<br>...3 more at 1.   | <b>Longest Kickoff Return</b> | 38 vs. GB, Sep 13, 2020                     |
| <b>Rushing Yards</b>        | 10 vs. CLE, Oct 03, 2021                    | <b>Fair Catches</b>           | 2 vs. DAL, Oct 31, 2021<br>...3 more at 2.  |
| <b>Longest Runs</b>         | 10 vs. CLE, Oct 03, 2021                    | <b>Punt Return Yards</b>      | 21 vs. JAX, Dec 06, 2020                    |
| <b>Receptions</b>           | 10 vs. IND, Dec 17, 2022                    | <b>Longest Punt Return</b>    | 11 at CHI, Dec 20, 2021                     |
| <b>Receiving Yards</b>      | 157 vs. IND, Dec 17, 2022                   | <b>Punt Returns</b>           | 3 at CHI, Dec 20, 2021<br>...1 more at 3.   |
| <b>Receiving Average</b>    | 27.7 vs. PIT, Dec 09, 2021                  | <b>Punt Return Average</b>    | 7.0 vs. JAX, Dec 06, 2020                   |
| <b>Longest Receptions</b>   | 66 at CHI, Jan 08, 2023                     | <b>Kickoff Return Average</b> | 22.0 at IND, Sep 20, 2020                   |
| <b>Receiving TDs</b>        | 1 vs. LAC, Sep 24, 2023<br>...13 more at 1. | <b>Special Teams Tackles</b>  | 1 at CHI, Nov 16, 2020<br>...2 more at 1.   |
| <b>All-Purpose Yards</b>    | 157 vs. IND, Dec 17, 2022                   | <b>Most TDs</b>               | 1 vs. LAC, Sep 24, 2023<br>...13 more at 1. |
| <b>Kickoff Returns</b>      | 4 vs. DET, Nov 08, 2020                     | <b>Miscellaneous Tackles</b>  | 1 vs. LAR, Dec 26, 2021<br>...1 more at 1.  |
| <b>Kickoff Return Yards</b> | 79 vs. DET, Nov 08, 2020                    |                               |   |

### SINGLE-GAME HIGHS - POSTSEASON: RECEIVING

|                           |                          |                          |                          |
|---------------------------|--------------------------|--------------------------|--------------------------|
| <b>Receptions</b>         | 2 vs. NYG, Jan 15, 2023  | <b>Receiving TDs</b>     | 1 vs. NYG, Jan 15, 2023  |
| <b>Receiving Yards</b>    | 20 vs. NYG, Jan 15, 2023 | <b>All-Purpose Yards</b> | 20 vs. NYG, Jan 15, 2023 |
| <b>Longest Receptions</b> | 11 vs. NYG, Jan 15, 2023 | <b>Most TDs</b>          | 1 vs. NYG, Jan 15, 2023  |

### 100-YARD RECEIVING GAMES (2): REGULAR SEASON

| DATE     | TEAM     | NO. | YDS. | AVG. | LG | TD |
|----------|----------|-----|------|------|----|----|
| 12/17/22 | COLTS    | 10  | 157  | 15.7 | 63 | 1  |
| 01/08/23 | at Bears | 5   | 117  | 23.4 | 66 | 0  |

### 2023 GAME-BY-GAME REGULAR-SEASON STATISTICS (VIKINGS)

| RECEIVING          |             |            |           |            |             |            |          |          | RUSHING  |            |          |          |            |       |
|--------------------|-------------|------------|-----------|------------|-------------|------------|----------|----------|----------|------------|----------|----------|------------|-------|
| DATE               | OPPONENT    | P/S        | NO.       | YDS.       | AVG.        | LG         | TD       | NO.      | YDS.     | AVG.       | LG       | TD       | W/L        | SCORE |
| 09/10              | Buccaneers  | S          | 3         | 31         | 10.3        | 19         | 0        | 0        | 0        | 0.0        | 0        | 0        | L          | 17-20 |
| 09/14              | at Eagles   | P          | 3         | 34         | 11.3        | 18         | 1        | 0        | 0        | 0.0        | 0        | 0        | L          | 28-34 |
| 09/24              | Chargers    | S          | 1         | 36         | 36.0        | 36t        | 1        | 0        | 0        | 0.0        | 0        | 0        | L          | 24-28 |
| 10/01              | at Panthers | S          | 1         | 16         | 16.0        | 16         | 0        | 0        | 0        | 0.0        | 0        | 0        | W          | 21-13 |
| 10/08              | Chiefs      | S          | 5         | 49         | 9.8         | 27         | 0        | 0        | 0        | 0.0        | 0        | 0        | L          | 20-27 |
| 10/15              | at Bears    | S          | 4         | 48         | 12.0        | 21         | 0        | 0        | 0        | 0.0        | 0        | 0        | W          | 19-13 |
| 10/23              | 49ers       | S          | 5         | 47         | 9.4         | 18         | 0        | 0        | 0        | 0.0        | 0        | 0        | W          | 22-17 |
| 10/29              | at Packers  | S          | 8         | 99         | 12.4        | 32         | 0        | 0        | 0        | 0.0        | 0        | 0        | W          | 24-10 |
| 11/05              | at Falcons  | S          | 2         | 17         | 8.5         | 13         | 0        | 0        | 0        | 0.0        | 0        | 0        | W          | 31-28 |
| <b>2023 TOTALS</b> |             | <b>9-8</b> | <b>32</b> | <b>377</b> | <b>11.8</b> | <b>36T</b> | <b>2</b> | <b>0</b> | <b>0</b> | <b>0.0</b> | <b>0</b> | <b>0</b> | <b>5-4</b> |       |

**2022 GAME-BY-GAME REGULAR-SEASON STATISTICS (VIKINGS)**

|                    |                  |             | RECEIVING |            |             |           |          | RUSHING  |          |            |          |          |             |        |
|--------------------|------------------|-------------|-----------|------------|-------------|-----------|----------|----------|----------|------------|----------|----------|-------------|--------|
| DATE               | OPPONENT         | P/S         | NO.       | YDS.       | AVG.        | LG        | TD       | NO.      | YDS.     | AVG.       | LG       | TD       | W/L         | SCORE  |
| 09/11              | Packers          | S           | 3         | 14         | 4.7         | 7         | 0        | 0        | 0        | 0.0        | 0        | 0        | W           | 23-7   |
| 09/19              | at Eagles        | S           | 2         | 25         | 12.5        | 15        | 0        | 0        | 0        | 0.0        | 0        | 0        | L           | 7-24   |
| 09/25              | Lions            | P           | 5         | 73         | 14.6        | 28t       | 1        | 0        | 0        | 0.0        | 0        | 0        | W           | 28-24  |
| 10/02              | at Saints        | S           | 1         | 6          | 6.0         | 6         | 0        | 1        | -1       | -1.0       | -1       | 0        | W           | 28-25  |
| 10/09              | Bears            | S           | 5         | 41         | 8.2         | 10        | 0        | 0        | 0        | 0.0        | 0        | 0        | W           | 29-22  |
| 10/16              | at Dolphins      | S           | 3         | 18         | 6.0         | 8         | 0        | 0        | 0        | 0.0        | 0        | 0        | W           | 24-16  |
| 10/30              | Cardinals        | S           | 2         | 8          | 4.0         | 5t        | 1        | 0        | 0        | 0.0        | 0        | 0        | W           | 34-26  |
| 11/06              | at<br>Commanders | S           | 0         | 0          | 0.0         | 0         | 0        | 0        | 0        | 0.0        | 0        | 0        | W           | 20-17  |
| 11/13              | at Bills         | S           | 4         | 35         | 8.8         | 20        | 0        | 1        | 2        | 2.0        | 2        | 0        | W           | 33-30+ |
| 11/20              | Cowboys          | P           | 2         | 17         | 8.5         | 12        | 0        | 0        | 0        | 0.0        | 0        | 0        | L           | 3-40   |
| 11/24              | Patriots         | P           | 1         | 8          | 8.0         | 8         | 0        | 1        | 5        | 5.0        | 5        | 0        | W           | 33-26  |
| 12/04              | Jets             | P           | 2         | 17         | 8.5         | 10        | 0        | 0        | 0        | 0.0        | 0        | 0        | W           | 27-22  |
| 12/11              | at Lions         | S           | 5         | 38         | 7.6         | 15t       | 1        | 0        | 0        | 0.0        | 0        | 0        | L           | 23-34  |
| 12/17              | Colts            | P           | 10        | 157        | 15.7        | 63        | 1        | 0        | 0        | 0.0        | 0        | 0        | W           | 39-36+ |
| 12/24              | Giants           | P           | 3         | 17         | 5.7         | 8         | 0        | 0        | 0        | 0.0        | 0        | 0        | W           | 27-24  |
| 01/01              | at Packers       | P           | 7         | 59         | 8.4         | 16        | 1        | 0        | 0        | 0.0        | 0        | 0        | L           | 17-41  |
| 01/08              | at Bears         | P           | 5         | 117        | 23.4        | 66        | 0        | 0        | 0        | 0.0        | 0        | 0        | W           | 29-13  |
| <b>2022 TOTALS</b> |                  | <b>17-9</b> | <b>60</b> | <b>650</b> | <b>10.8</b> | <b>66</b> | <b>5</b> | <b>3</b> | <b>6</b> | <b>2.0</b> | <b>5</b> | <b>0</b> | <b>13-4</b> |        |

+ - Overtime

**2021 GAME-BY-GAME REGULAR-SEASON STATISTICS (VIKINGS)**

|                    |              |             | RECEIVING |            |             |            |          | RUSHING  |           |             |           |          |            |        |
|--------------------|--------------|-------------|-----------|------------|-------------|------------|----------|----------|-----------|-------------|-----------|----------|------------|--------|
| DATE               | OPPONENT     | P/S         | NO.       | YDS.       | AVG.        | LG         | TD       | NO.      | YDS.      | AVG.        | LG        | TD       | W/L        | SCORE  |
| 09/12              | at Bengals   | S           | 7         | 76         | 10.9        | 25         | 0        | 0        | 0         | 0.0         | 0         | 0        | L          | 24-27+ |
| 09/19              | at Cardinals | S           | 5         | 91         | 18.2        | 64t        | 1        | 0        | 0         | 0.0         | 0         | 0        | L          | 33-34  |
| 09/26              | Seahawks     | P           | 2         | 26         | 13.0        | 15         | 0        | 0        | 0         | 0.0         | 0         | 0        | W          | 30-17  |
| 10/03              | Browns       | P           | 3         | 26         | 8.7         | 20         | 0        | 1        | 10        | 10.0        | 10        | 0        | L          | 7-14   |
| 10/10              | Lions        | S           | 3         | 14         | 4.7         | 8          | 0        | 0        | 0         | 0.0         | 0         | 0        | W          | 19-17  |
| 10/17              | at Panthers  | P           | 6         | 78         | 13.0        | 27t        | 1        | 0        | 0         | 0.0         | 0         | 0        | W          | 34-28+ |
| 10/31              | Cowboys      | P           | 2         | 10         | 5.0         | 6          | 0        | 0        | 0         | 0.0         | 0         | 0        | L          | 16-20  |
| 11/07              | at Ravens    | S           | 1         | 20         | 20.0        | 20         | 0        | 0        | 0         | 0.0         | 0         | 0        | L          | 31-34+ |
| 11/14              | at Chargers  | P           | 0         | 0          | 0.0         | 0          | 0        | 0        | 0         | 0.0         | 0         | 0        | W          | 27-20  |
| 11/21              | Packers      | P           | 1         | 19         | 19.0        | 19         | 0        | 0        | 0         | 0.0         | 0         | 0        | W          | 34-31  |
| 11/28              | at 49ers     | S           | 1         | 5          | 5.0         | 5          | 0        | 0        | 0         | 0.0         | 0         | 0        | L          | 26-34  |
| 12/05              | at Lions     | P           | 4         | 47         | 11.8        | 21         | 1        | 0        | 0         | 0.0         | 0         | 0        | L          | 27-29  |
| 12/09              | Steelers     | S           | 3         | 83         | 27.7        | 62t        | 1        | 0        | 0         | 0.0         | 0         | 0        | W          | 36-28  |
| 12/20              | at Bears     | S           | 3         | 21         | 7.0         | 9          | 0        | 0        | 0         | 0.0         | 0         | 0        | W          | 17-9   |
| 12/26              | Rams         | P           | 5         | 68         | 13.6        | 30         | 1        | 0        | 0         | 0.0         | 0         | 0        | L          | 23-30  |
| 01/02              | at Packers   | S           | 3         | 50         | 16.7        | 30         | 1        | 0        | 0         | 0.0         | 0         | 0        | L          | 10-37  |
| 01/09              | Bears        | S           | 1         | 21         | 21.0        | 21t        | 1        | 0        | 0         | 0.0         | 0         | 0        | W          | 31-17  |
| <b>2021 TOTALS</b> |              | <b>17-9</b> | <b>50</b> | <b>655</b> | <b>13.1</b> | <b>64T</b> | <b>7</b> | <b>1</b> | <b>10</b> | <b>10.0</b> | <b>10</b> | <b>0</b> | <b>8-9</b> |        |

+ - Overtime

**2020 GAME-BY-GAME REGULAR-SEASON STATISTICS (VIKINGS)**

| DATE               | OPPONENT      | P/S        | RECEIVING                 |          |            |          |          | RUSHING  |          |            |          |          | W/L        | SCORE  |
|--------------------|---------------|------------|---------------------------|----------|------------|----------|----------|----------|----------|------------|----------|----------|------------|--------|
|                    |               |            | NO.                       | YDS.     | AVG.       | LG       | TD       | NO.      | YDS.     | AVG.       | LG       | TD       |            |        |
| 09/13              | Packers       | P          | 0                         | 0        | 0.0        | 0        | 0        | 0        | 0        | 0.0        | 0        | 0        | L          | 34-43  |
| 09/20              | at Colts      | P          | 0                         | 0        | 0.0        | 0        | 0        | 0        | 0        | 0.0        | 0        | 0        | L          | 11-28  |
| 09/27              | Titans        |            | ON INACTIVE LIST          |          |            |          |          |          |          |            |          |          | L          | 30-31  |
| 10/04              | at Texans     | P          | 0                         | 0        | 0.0        | 0        | 0        | 0        | 0        | 0.0        | 0        | 0        | W          | 31-23  |
| 10/11              | at Seahawks   |            | INACTIVE                  |          |            |          |          |          |          |            |          |          | L          | 26-27  |
| 10/18              | Falcons       |            | ON INACTIVE LIST          |          |            |          |          |          |          |            |          |          | L          | 23-40  |
| 11/01              | at Packers    | P          | 0                         | 0        | 0.0        | 0        | 0        | 0        | 0        | 0.0        | 0        | 0        | W          | 28-22  |
| 11/08              | Lions         | P          | 0                         | 0        | 0.0        | 0        | 0        | 0        | 0        | 0.0        | 0        | 0        | W          | 34-20  |
| 11/16              | at Bears      | P          | 0                         | 0        | 0.0        | 0        | 0        | 0        | 0        | 0.0        | 0        | 0        | W          | 19-13  |
| 11/22              | Cowboys       | P          | 0                         | 0        | 0.0        | 0        | 0        | 0        | 0        | 0.0        | 0        | 0        | L          | 28-31  |
| 11/29              | Panthers      |            | INACTIVE                  |          |            |          |          |          |          |            |          |          | W          | 28-27  |
| 12/06              | Jaguars       | P          | 0                         | 0        | 0.0        | 0        | 0        | 0        | 0        | 0.0        | 0        | 0        | W          | 27-24+ |
| 12/13              | at Buccaneers |            | ON INACTIVE LIST          |          |            |          |          |          |          |            |          |          | L          | 14-26  |
| 12/20              | Bears         |            | ON INACTIVE LIST          |          |            |          |          |          |          |            |          |          | L          | 27-33  |
| 12/25              | at Saints     | P          | 0                         | 0        | 0.0        | 0        | 0        | 0        | 0        | 0.0        | 0        | 0        | L          | 33-52  |
| 01/03              | at Lions      |            | DID NOT PLAY (NON-INJURY) |          |            |          |          |          |          |            |          |          | W          | 37-35  |
| <b>2020 TOTALS</b> |               | <b>9-0</b> | <b>0</b>                  | <b>0</b> | <b>0.0</b> | <b>0</b> | <b>0</b> | <b>0</b> | <b>0</b> | <b>0.0</b> | <b>0</b> | <b>0</b> | <b>7-9</b> |        |

+ - Overtime

**2022 GAME-BY-GAME POSTSEASON STATISTICS (VIKINGS)**

| DATE               | OPPONENT | P/S        | RECEIVING |           |             |           |          | RUSHING  |          |            |          |          | W/L        | SCORE |
|--------------------|----------|------------|-----------|-----------|-------------|-----------|----------|----------|----------|------------|----------|----------|------------|-------|
|                    |          |            | NO.       | YDS.      | AVG.        | LG        | TD       | NO.      | YDS.     | AVG.       | LG       | TD       |            |       |
| 01/15              | Giants   | S          | 2         | 20        | 10.0        | 11        | 1        | 0        | 0        | 0.0        | 0        | 0        | L          | 24-31 |
| <b>2022 TOTALS</b> |          | <b>1-1</b> | <b>2</b>  | <b>20</b> | <b>10.0</b> | <b>11</b> | <b>1</b> | <b>0</b> | <b>0</b> | <b>0.0</b> | <b>0</b> | <b>0</b> | <b>0-1</b> |       |



# IVAN PACE JR.



# 40

## LINEBACKER

**Ht:** 5-10

**Wt:** 231

**DOB:** 12-16-00

**College:** Cincinnati

**Vikings Season:** Rookie

**NFL Season:** Rookie

**Acquired:** UDFA '23

**2023 GP/GS**

9/5

**CAREER GP/GS**

9/5

**PLAYOFF GP/GS**

0/0

### KEY TRANSACTIONS

- Joined the Vikings as an undrafted free agent in 2023.

### OFF THE FIELD

- Born and raised in Cincinnati, Ohio.

### CAREER NOTES

#### 2023 | MINNESOTA VIKINGS

- One of three undrafted rookies to make the 53-man roster.
- Has started five games and his 31 tackles ranks tied for eighth among all rookies in 2023.
- Notched four tackles against the Chargers in Week 3 and also had a quarterback hurry.
- Started his first-career game against the Eagles (9/14), collecting eight tackles, including 0.5 sack.
- Made his NFL debut against Tampa Bay (9/10), racking up eight total tackles, tied for the second most among Viking defenders.

#### COLLEGE - MIAMI (OHIO)/CINCINNATI

- Authored the greatest defensive season in history by a Bearcat in his only season at Cincinnati. Totaled 137 tackles, 21.5 tackles for loss, 10 sacks and three forced fumbles. He was No. 3 nationally in TFLs, sixth in the country in tackles and No. 10 in sacks.
- Transferred to Cincinnati prior to the 2022 season.
- Began career at Miami (Ohio) where he played in 13 games in 2019. Led the team with 7.0 sacks, adding 19 tackles.

#### HONORS

- Senior Bowl Participant (2023)
- Unanimous First-Team All-American (2022)
- AAC Defensive Player of the Year (2022)
- All-AAC First Team (2022)
- Butkus Award Finalist (2022)
- Chuck Bednarik Award Finalist (2022)
- Pro Football Focus' Second-Highest Rated Defensive Player in the Country

#### PREP - CINCINNATI COLERAIN

- Named Division I Defensive Player of the Year as a senior.
- Recorded 84 tackles, 6.5 sacks and four forced fumbles his senior year.
- Helped lead his team to a 14-1 record and a trip to the state title game.



## IVAN PACE JR.'S NFL REGULAR SEASON DEFENSIVE STATISTICS

| DATE              | TEAM    | GP       | TACKLES  |           |           |           |          |          |            | INTERCEPTIONS |          |          |          |          |          | O. FUMB  |          |          |          | ST       |          |          |          | MISC     |          |          |   |
|-------------------|---------|----------|----------|-----------|-----------|-----------|----------|----------|------------|---------------|----------|----------|----------|----------|----------|----------|----------|----------|----------|----------|----------|----------|----------|----------|----------|----------|---|
|                   |         |          | GS       | TK        | S         | A         | TFL      | YDS      | SK         | YDS           | QBH      | NO       | YDS      | LG       | TD       | PD       | FF       | FR       | TD       | YDS      | TK       | S        | A        | FF       | FR       | S        | A |
| 2023              | Vikings | 9        | 5        | 31        | 19        | 12        | 0        | 0        | 0.5        | 0.5           | 5        | 0        | 0        | 0        | 0        | 1        | 0        | 0        | 0        | 0        | 0        | 1        | 1        | 0        | 0        | 0        | 0 |
| <b>NFL TOTALS</b> |         | <b>9</b> | <b>5</b> | <b>31</b> | <b>19</b> | <b>12</b> | <b>0</b> | <b>0</b> | <b>0.5</b> | <b>0.5</b>    | <b>5</b> | <b>0</b> | <b>0</b> | <b>0</b> | <b>0</b> | <b>1</b> | <b>0</b> | <b>0</b> | <b>0</b> | <b>0</b> | <b>0</b> | <b>1</b> | <b>1</b> | <b>0</b> | <b>0</b> | <b>0</b> |   |

### SINGLE-GAME HIGHS: DEFENSIVE

|                      |   |                              |                          |
|----------------------|---|------------------------------|--------------------------|
| <b>Total Tackles</b> | 8 at PHI, Sep 14, 2023<br>...1 more at 8. | <b>Sacks</b>                 | 0.5 at PHI, Sep 14, 2023 |
| <b>Solo Tackles</b>  | 6 vs. TB, Sep 10, 2023                    | <b>Special Teams Tackles</b> | 1 vs. KC, Oct 08, 2023   |

### 2023 GAME-BY-GAME REGULAR-SEASON STATISTICS (VIKINGS)

| DATE               | OPPONENT    | P/S        | TACKLES   |           |           |            |            |          |          | INTERCEPTIONS |          |          |          |          |          | O. FUMB  |          |          |          | ST       |          |          |          | MISC     |          |          |            |       |
|--------------------|-------------|------------|-----------|-----------|-----------|------------|------------|----------|----------|---------------|----------|----------|----------|----------|----------|----------|----------|----------|----------|----------|----------|----------|----------|----------|----------|----------|------------|-------|
|                    |             |            | TK        | S         | A         | SK         | YDS        | TFL      | YDS      | QBH           | NO       | YDS      | LG       | TD       | PD       | FF       | FR       | TD       | YDS      | TK       | S        | A        | FF       | FR       | S        | A        | W/L        | SCORE |
| 09/10              | Buccaneers  | P          | 8         | 6         | 2         | 0.0        | 0.0        | 0        | 0        | 1             | 0        | 0        | 0        | 0        | 0        | 0        | 0        | 0        | 0        | 0        | 0        | 0        | 0        | 0        | 0        | 0        | L          | 17-20 |
| 09/14              | at Eagles   | S          | 8         | 5         | 3         | 0.5        | 0.5        | 0        | 0        | 1             | 0        | 0        | 0        | 0        | 0        | 0        | 0        | 0        | 0        | 0        | 0        | 0        | 0        | 0        | 0        | L        | 28-34      |       |
| 09/24              | Chargers    | S          | 4         | 2         | 2         | 0.0        | 0.0        | 0        | 0        | 1             | 0        | 0        | 0        | 0        | 0        | 0        | 0        | 0        | 0        | 0        | 0        | 0        | 0        | 0        | 0        | L        | 24-28      |       |
| 10/01              | at Panthers | P          | 5         | 3         | 2         | 0.0        | 0.0        | 0        | 0        | 0             | 0        | 0        | 0        | 0        | 0        | 0        | 0        | 0        | 0        | 0        | 0        | 0        | 0        | 0        | 0        | W        | 21-13      |       |
| 10/08              | Chiefs      | S          | 3         | 1         | 2         | 0.0        | 0.0        | 0        | 0        | 1             | 0        | 0        | 0        | 0        | 0        | 0        | 0        | 0        | 0        | 1        | 1        | 0        | 0        | 0        | 0        | L        | 20-27      |       |
| 10/15              | at Bears    | P          | 0         | 0         | 0         | 0.0        | 0.0        | 0        | 0        | 1             | 0        | 0        | 0        | 0        | 1        | 0        | 0        | 0        | 0        | 0        | 0        | 0        | 0        | 0        | 0        | W        | 19-13      |       |
| 10/23              | 49ers       | P          | 0         | 0         | 0         | 0.0        | 0.0        | 0        | 0        | 0             | 0        | 0        | 0        | 0        | 0        | 0        | 0        | 0        | 0        | 0        | 0        | 0        | 0        | 0        | 0        | W        | 22-17      |       |
| 10/29              | at Packers  | S          | 2         | 1         | 1         | 0.0        | 0.0        | 0        | 0        | 0             | 0        | 0        | 0        | 0        | 0        | 0        | 0        | 0        | 0        | 0        | 0        | 0        | 0        | 0        | 0        | W        | 24-10      |       |
| 11/05              | at Falcons  | S          | 1         | 1         | 0         | 0.0        | 0.0        | 0        | 0        | 0             | 0        | 0        | 0        | 0        | 0        | 0        | 0        | 0        | 0        | 0        | 0        | 0        | 0        | 0        | 0        | W        | 31-28      |       |
| <b>2023 TOTALS</b> |             | <b>9-5</b> | <b>31</b> | <b>19</b> | <b>12</b> | <b>0.5</b> | <b>0.5</b> | <b>0</b> | <b>0</b> | <b>5</b>      | <b>0</b> | <b>0</b> | <b>0</b> | <b>0</b> | <b>1</b> | <b>0</b> | <b>0</b> | <b>0</b> | <b>0</b> | <b>0</b> | <b>1</b> | <b>1</b> | <b>0</b> | <b>0</b> | <b>0</b> | <b>0</b> | <b>5-4</b> |       |



# HARRISON PHILLIPS



# 97

**DEFENSIVE LINEMAN**

**Ht:** 6-3

**DOB:** 1-25-96

**Vikings Season:** 2

**Acquired:** FA '22

**Wt:** 307

**College:** Stanford

**NFL Season:** 6

**2023 GP/GS**

9/9

**CAREER GP/GS**

71/38

**PLAYOFF GP/GS**

6/3

## KEY TRANSACTIONS

- Drafted in the third round (No. 96 overall) by the Buffalo Bills on 4/27/18.
- Placed on IR by the Bills on 9/24/19.
- Signed with the Minnesota Vikings on 3/17/22.

## OFF THE FIELD

- Son of Paul and Tammie Phillips and has a sister, Delanie, who played soccer at Nebraska-Kearney.
- Earned degree with a double major in sociology and science, technology and society and a minor in education from Stanford.
- Was the Bills nominee for the Walter Payton Man of the Year in back-to-back years (2020 and 2021).
- Through his nonprofit organization, Harrison's Playmakers, he helps children with intellectual disabilities. His goal is to foster self-esteem in their young lives and employ a pay-it-forward mentality with volunteerism in the community and other acts of kindness.
- One of five finalists for the NFLPA Alan Page Community Award in 2020.
- Has a close relationship with Bornhava, a special education school in Buffalo, and Oishei Children's Hospital of Buffalo.
- Can solve a Rubik's cube and lists cookie dough as his favorite ice cream flavor and *The Office* as his favorite TV show.

## CAREER NOTES

### 2023 | MINNESOTA VIKINGS

- Fifth on the team in tackles (54) through nine games. His 54 tackles ranks second in the NFL among all defensive lineman, trailing only Maxx Crosby (56).
- At Green Bay in Week 8 (10/29), had eight tackles and 0.5 sack. Also logged two quarterback hurries.
- Recorded four tackles against San Francisco in Week 7 (10/23).
- Notched a pair of tackles and a quarterback hit against the Chargers in Week 3.
- Against the Eagles (9/14), logged a career-high 13 total tackles, including 0.5 sack.
- Started the season opener against Tampa Bay (9/10), recording eight total tackles, tied for the second-highest single-game total of his career.
- Also added a pass defensed in Week 1.

### 2022 | MINNESOTA VIKINGS

- Made his Vikings debut in Week 1 against the Packers and recorded three total tackles.
- Recorded two tackles including, 0.5 sacks in Week 2 at Philadelphia.
- Tallied his fourth career fumble recovery in Week 4 vs. New Orleans.
- Recorded his first sack as a Viking and tallied four tackles against the Cardinals.
- Tallied a career-high six solo tackles in Week 11 against Dallas.
- Recorded a career-high 10 total tackles (four solo) in Week 16 against the Colts.

### 2021 | BUFFALO BILLS

- Started in a career-high eight games in 2021.
- Recorded 51 total tackles, four tackles for loss, six quarterback hits and a sack.
- Phillips' lone fumble recovery of the season came against the Atlanta Falcons (1/2/22) in a 29-15 win.

- Started both playoff games for the Bills, recording a combined seven tackles, six of which were solo.

## 2020 | BUFFALO BILLS

- Played in 12 games with three starts during the 2020 season.
- Posted 18 tackles, four quarterback hits and one fumble recovery.
- Earned his first career start against the Las Vegas Raiders on (10/4/20).

## 2019 | BUFFALO BILLS

- Only played in three games in the 2019 season after being placed on IR following Week 3 of the season.
- In Week 2, Phillips recorded a half sack and quarterback hit.

## 2018 | BUFFALO BILLS

- Played a full 16-game season with the Bills in 2018, posting 35 tackles, four tackles for loss and two quarterback hits during his rookie season.
- Notched two tackles for loss during his first career game against the Ravens (9/9/18).
- Tallied a fumble recovery against the Houston Texans (10/14/18).

## COLLEGE - STANFORD

- Earned FWAA All-America Second-Team and AP All-America Third-Team honors in 2017.
- As a senior captain, Phillips posted 14 games with a team-high 103 tackles, 17.0 tackles for loss and 7.5 sacks.
- Posted four games with 10 or more tackles during his senior season.

## PREP - MILLARD WEST (NEB.)

- Played at Millard West (Nebraska) recording 295 career tackles (188 solo), 80 tackles for loss, 34.5 sacks and 23 forced fumbles.
- Led team to an 11-2 record, district title and state semifinal appearance as a senior.
- Four-time wrestling varsity letterwinner and four-time track and field varsity letterwinner.

### HARRISON PHILLIPS' NFL REGULAR SEASON DEFENSIVE STATISTICS

| DATE              | TEAM    | GP        | GS        | TACKLES    |            |            |           |           |            |             | INTERCEPTIONS |          |          |          |          | O. FUMB  |          |          |          | ST       |          |          |          | MISC     |          |          |          |          |          |          |   |
|-------------------|---------|-----------|-----------|------------|------------|------------|-----------|-----------|------------|-------------|---------------|----------|----------|----------|----------|----------|----------|----------|----------|----------|----------|----------|----------|----------|----------|----------|----------|----------|----------|----------|---|
|                   |         |           |           | TK         | S          | A          | TFL       | YDS       | SK         | YDS         | QBH           | NO       | YDS      | LG       | TD       | PD       | FF       | FR       | TD       | YDS      | TK       | S        | A        | FF       | FR       | S        | A        |          |          |          |   |
| 2023              | Vikings | 9         | 9         | 54         | 28         | 26         | 0         | 0         | 2.0        | 4.0         | 5             | 0        | 0        | 0        | 0        | 1        | 0        | 0        | 0        | 0        | 0        | 0        | 0        | 0        | 0        | 0        | 0        | 0        | 0        | 0        | 0 |
| 2022              | Vikings | 17        | 17        | 59         | 28         | 31         | 3         | 7         | 1.5        | 7.0         | 6             | 0        | 0        | 0        | 0        | 1        | 1        | 1        | 0        | 0        | 0        | 0        | 0        | 0        | 0        | 0        | 0        | 0        | 0        | 0        |   |
| 2021              | Bills   | 14        | 8         | 51         | 28         | 23         | 4         | 5         | 1.0        | 5.0         | 6             | 0        | 0        | 0        | 0        | 1        | 0        | 1        | 0        | 0        | 0        | 0        | 0        | 0        | 0        | 0        | 0        | 0        | 0        | 0        |   |
| 2020              | Bills   | 12        | 4         | 18         | 11         | 7          | 0         | 0         | 0.0        | 0.0         | 4             | 0        | 0        | 0        | 0        | 0        | 0        | 1        | 0        | 0        | 0        | 0        | 0        | 0        | 0        | 0        | 0        | 0        | 0        | 0        |   |
| 2019              | Bills   | 3         | 0         | 3          | 1          | 2          | 0         | 0         | 0.5        | 4.5         | 1             | 0        | 0        | 0        | 0        | 2        | 0        | 0        | 0        | 0        | 0        | 0        | 0        | 0        | 0        | 0        | 0        | 0        | 0        | 0        |   |
| 2018              | Bills   | 16        | 0         | 35         | 20         | 15         | 4         | 14        | 0.0        | 0.0         | 2             | 0        | 0        | 0        | 0        | 0        | 0        | 1        | 0        | 0        | 0        | 0        | 0        | 0        | 0        | 0        | 0        | 0        | 0        | 0        |   |
| <b>NFL TOTALS</b> |         | <b>71</b> | <b>38</b> | <b>220</b> | <b>116</b> | <b>104</b> | <b>11</b> | <b>26</b> | <b>5.0</b> | <b>20.5</b> | <b>24</b>     | <b>0</b> | <b>0</b> | <b>0</b> | <b>0</b> | <b>5</b> | <b>1</b> | <b>4</b> | <b>0</b> | <b>0</b> | <b>0</b> | <b>0</b> | <b>0</b> | <b>0</b> | <b>0</b> | <b>0</b> | <b>0</b> | <b>0</b> | <b>0</b> | <b>0</b> |   |

### HARRISON PHILLIPS' NFL POSTSEASON DEFENSIVE STATISTICS

| DATE              | TEAM    | GP       | GS       | TACKLES   |           |          |          |          |            |            | INTERCEPTIONS |          |          |          |          | O. FUMB  |          |          |          | ST       |          |          |          | MISC     |          |          |          |          |          |          |
|-------------------|---------|----------|----------|-----------|-----------|----------|----------|----------|------------|------------|---------------|----------|----------|----------|----------|----------|----------|----------|----------|----------|----------|----------|----------|----------|----------|----------|----------|----------|----------|----------|
|                   |         |          |          | TK        | S         | A        | TFL      | YDS      | SK         | YDS        | QBH           | NO       | YDS      | LG       | TD       | PD       | FF       | FR       | TD       | YDS      | TK       | S        | A        | FF       | FR       | S        | A        |          |          |          |
| 2022              | Vikings | 1        | 1        | 3         | 2         | 1        | 0        | 0        | 0.0        | 0.0        | 0             | 0        | 0        | 0        | 0        | 1        | 0        | 0        | 0        | 0        | 0        | 0        | 0        | 0        | 0        | 0        | 0        | 0        | 0        | 0        |
| 2021              | Bills   | 2        | 2        | 7         | 6         | 1        | 0        | 0        | 0.0        | 0.0        | 0             | 0        | 0        | 0        | 0        | 0        | 0        | 0        | 0        | 0        | 0        | 0        | 0        | 0        | 0        | 0        | 0        | 0        | 0        | 0        |
| 2020              | Bills   | 3        | 0        | 9         | 4         | 5        | 0        | 0        | 0.0        | 0.0        | 1             | 0        | 0        | 0        | 0        | 0        | 0        | 0        | 0        | 0        | 0        | 0        | 0        | 0        | 0        | 0        | 0        | 0        | 0        | 0        |
| 2019              | Bills   | 0        | 0        | 0         | 0         | 0        | 0        | 0        | 0.0        | 0.0        | 0             | 0        | 0        | 0        | 0        | 0        | 0        | 0        | 0        | 0        | 0        | 0        | 0        | 0        | 0        | 0        | 0        | 0        | 0        | 0        |
| <b>NFL TOTALS</b> |         | <b>6</b> | <b>3</b> | <b>19</b> | <b>12</b> | <b>7</b> | <b>0</b> | <b>0</b> | <b>0.0</b> | <b>0.0</b> | <b>1</b>      | <b>0</b> | <b>0</b> | <b>0</b> | <b>0</b> | <b>1</b> | <b>0</b> | <b>0</b> | <b>0</b> | <b>0</b> | <b>0</b> | <b>0</b> | <b>0</b> | <b>0</b> | <b>0</b> | <b>0</b> | <b>0</b> | <b>0</b> | <b>0</b> | <b>0</b> |

**SINGLE-GAME HIGHS: DEFENSIVE**

|                        |   |                          |   |
|------------------------|---|--------------------------|---|
| <b>Total Tackles</b>   | 13 at PHI, Sep 14, 2023                       | <b>Forced Fumbles</b>    | 1 vs. IND, Dec 17, 2022                   |
| <b>Solo Tackles</b>    | 7 at PHI, Sep 14, 2023                        | <b>Fumble Recoveries</b> | 1 at NO, Oct 02, 2022                     |
| <b>Sacks</b>           | 1.0 at CHI, Oct 15, 2023<br>...2 more at 1.0. | <b>Tackles For Loss</b>  | ...3 more at 1.<br>2 at BAL, Sep 09, 2018 |
| <b>Passes Defensed</b> | 2 at NYG, Sep 15, 2019                        |                          |   |

**SINGLE-GAME HIGHS - POSTSEASON: DEFENSIVE**

|                      |  |                        |                         |
|----------------------|--|------------------------|-------------------------|
| <b>Total Tackles</b> | 4 at KC, Jan 23, 2022<br>...1 more at 4. | <b>Passes Defensed</b> | 1 vs. NYG, Jan 15, 2023 |
| <b>Solo Tackles</b>  | 3 at KC, Jan 23, 2022<br>...1 more at 3. |                        |                         |

**2023 GAME-BY-GAME REGULAR-SEASON STATISTICS (VIKINGS)**

| DATE               | OPPONENT    | P/S        | TACKLES   |           |           |            |            |          |          | INTERCEPTIONS |          |          |          |          | O. FUMB  |          |          |          | ST       |          |          |          | MISC     |          |          |          | SCORE      |       |       |
|--------------------|-------------|------------|-----------|-----------|-----------|------------|------------|----------|----------|---------------|----------|----------|----------|----------|----------|----------|----------|----------|----------|----------|----------|----------|----------|----------|----------|----------|------------|-------|-------|
|                    |             |            | TK        | S         | A         | SK         | YDS        | TFL      | YDS      | QBH           | NO       | YDS      | LG       | TD       | PD       | FF       | FR       | TD       | YDS      | TK       | S        | A        | FF       | FR       | S        | A        |            | W/L   |       |
| 09/10              | Buccaneers  | S          | 8         | 5         | 3         | 0.0        | 0.0        | 0        | 0        | 0             | 0        | 0        | 0        | 0        | 0        | 0        | 0        | 0        | 0        | 0        | 0        | 0        | 0        | 0        | 0        | 0        | 0          | L     | 17-20 |
| 09/14              | at Eagles   | S          | 13        | 7         | 6         | 0.5        | 0.5        | 0        | 0        | 1             | 0        | 0        | 0        | 0        | 0        | 0        | 0        | 0        | 0        | 0        | 0        | 0        | 0        | 0        | 0        | 0        | 0          | L     | 28-34 |
| 09/24              | Chargers    | S          | 2         | 2         | 0         | 0.0        | 0.0        | 0        | 0        | 1             | 0        | 0        | 0        | 0        | 0        | 0        | 0        | 0        | 0        | 0        | 0        | 0        | 0        | 0        | 0        | 0        | L          | 24-28 |       |
| 10/01              | at Panthers | S          | 4         | 2         | 2         | 0.0        | 0.0        | 0        | 0        | 0             | 0        | 0        | 0        | 0        | 0        | 0        | 0        | 0        | 0        | 0        | 0        | 0        | 0        | 0        | 0        | 0        | W          | 21-13 |       |
| 10/08              | Chiefs      | S          | 6         | 1         | 5         | 0.0        | 0.0        | 0        | 0        | 0             | 0        | 0        | 0        | 0        | 0        | 0        | 0        | 0        | 0        | 0        | 0        | 0        | 0        | 0        | 0        | 0        | L          | 20-27 |       |
| 10/15              | at Bears    | S          | 4         | 3         | 1         | 1.0        | 0.0        | 0        | 0        | 1             | 0        | 0        | 0        | 0        | 0        | 0        | 0        | 0        | 0        | 0        | 0        | 0        | 0        | 0        | 0        | 0        | W          | 19-13 |       |
| 10/23              | 49ers       | S          | 4         | 2         | 2         | 0.0        | 0.0        | 0        | 0        | 0             | 0        | 0        | 0        | 0        | 0        | 0        | 0        | 0        | 0        | 0        | 0        | 0        | 0        | 0        | 0        | 0        | W          | 22-17 |       |
| 10/29              | at Packers  | S          | 8         | 4         | 4         | 0.5        | 3.5        | 0        | 0        | 2             | 0        | 0        | 0        | 0        | 0        | 0        | 0        | 0        | 0        | 0        | 0        | 0        | 0        | 0        | 0        | 0        | W          | 24-10 |       |
| 11/05              | at Falcons  | S          | 5         | 2         | 3         | 0.0        | 0.0        | 0        | 0        | 0             | 0        | 0        | 0        | 0        | 0        | 0        | 0        | 0        | 0        | 0        | 0        | 0        | 0        | 0        | 0        | 0        | W          | 31-28 |       |
| <b>2023 TOTALS</b> |             | <b>9-9</b> | <b>54</b> | <b>28</b> | <b>26</b> | <b>2.0</b> | <b>4.0</b> | <b>0</b> | <b>0</b> | <b>5</b>      | <b>0</b> | <b>0</b> | <b>0</b> | <b>0</b> | <b>1</b> | <b>0</b> | <b>0</b> | <b>0</b> | <b>0</b> | <b>0</b> | <b>0</b> | <b>0</b> | <b>0</b> | <b>0</b> | <b>0</b> | <b>0</b> | <b>5-4</b> |       |       |

**2022 GAME-BY-GAME REGULAR-SEASON STATISTICS (VIKINGS)**

| DATE               | OPPONENT             | P/S          | TACKLES   |           |           |            |            |          |          | INTERCEPTIONS |          |          |          |          | O. FUMB  |          |          |          | ST       |          |          |          |          | MISC     |          |          | SCORE       |      |
|--------------------|----------------------|--------------|-----------|-----------|-----------|------------|------------|----------|----------|---------------|----------|----------|----------|----------|----------|----------|----------|----------|----------|----------|----------|----------|----------|----------|----------|----------|-------------|------|
|                    |                      |              | TK        | S         | A         | SK         | YDS        | TFL      | YDS      | QBH           | NO       | YDS      | LG       | TD       | PD       | FF       | FR       | TD       | YDS      | TK       | S        | A        | FF       | FR       | S        | A        |             | W/L  |
| 09/11              | Packers              | S            | 3         | 0         | 3         | 0.0        | 0.0        | 0        | 0        | 0             | 0        | 0        | 0        | 0        | 0        | 0        | 0        | 0        | 0        | 0        | 0        | 0        | 0        | 0        | 0        | 0        | W           | 23-7 |
| 09/19              | at Eagles            | S            | 3         | 1         | 2         | 0.5        | 0.0        | 0        | 0        | 1             | 0        | 0        | 0        | 0        | 0        | 0        | 0        | 0        | 0        | 0        | 0        | 0        | 0        | 0        | 0        | L        | 7-24        |      |
| 09/25              | Lions                | S            | 4         | 2         | 2         | 0.0        | 0.0        | 0        | 0        | 0             | 0        | 0        | 0        | 0        | 0        | 0        | 0        | 0        | 0        | 0        | 0        | 0        | 0        | 0        | 0        | W        | 28-24       |      |
| 10/02              | at Saints            | S            | 1         | 0         | 1         | 0.0        | 0.0        | 0        | 0        | 0             | 0        | 0        | 0        | 0        | 0        | 1        | 0        | 0        | 0        | 0        | 0        | 0        | 0        | 0        | 0        | W        | 28-25       |      |
| 10/09              | Bears                | S            | 6         | 3         | 3         | 0.0        | 0.0        | 1        | 0        | 1             | 0        | 0        | 0        | 0        | 0        | 0        | 0        | 0        | 0        | 0        | 0        | 0        | 0        | 0        | 0        | W        | 29-22       |      |
| 10/16              | at Dolphins          | S            | 1         | 1         | 0         | 0.0        | 0.0        | 0        | 0        | 1             | 0        | 0        | 0        | 0        | 0        | 0        | 0        | 0        | 0        | 0        | 0        | 0        | 0        | 0        | 0        | W        | 24-16       |      |
| 10/30              | Cardinals            | S            | 4         | 2         | 2         | 1.0        | 7.0        | 1        | 7        | 1             | 0        | 0        | 0        | 0        | 0        | 0        | 0        | 0        | 0        | 0        | 0        | 0        | 0        | 0        | 0        | W        | 34-26       |      |
| 11/06              | at<br>Commander<br>s | S            | 4         | 1         | 3         | 0.0        | 0.0        | 0        | 0        | 0             | 0        | 0        | 0        | 0        | 0        | 0        | 0        | 0        | 0        | 0        | 0        | 0        | 0        | 0        | 0        | W        | 20-17       |      |
| 11/13              | at Bills             | S            | 2         | 2         | 0         | 0.0        | 0.0        | 0        | 0        | 1             | 0        | 0        | 0        | 0        | 0        | 0        | 0        | 0        | 0        | 0        | 0        | 0        | 0        | 0        | 0        | W        | 33-30+      |      |
| 11/20              | Cowboys              | S            | 7         | 6         | 1         | 0.0        | 0.0        | 1        | 0        | 0             | 0        | 0        | 0        | 0        | 0        | 0        | 0        | 0        | 0        | 0        | 0        | 0        | 0        | 0        | 0        | L        | 3-40        |      |
| 11/24              | Patriots             | S            | 4         | 1         | 3         | 0.0        | 0.0        | 0        | 0        | 0             | 0        | 0        | 0        | 0        | 0        | 0        | 0        | 0        | 0        | 0        | 0        | 0        | 0        | 0        | 0        | W        | 33-26       |      |
| 12/04              | Jets                 | S            | 1         | 1         | 0         | 0.0        | 0.0        | 0        | 0        | 1             | 0        | 0        | 0        | 0        | 0        | 0        | 0        | 0        | 0        | 0        | 0        | 0        | 0        | 0        | 0        | W        | 27-22       |      |
| 12/11              | at Lions             | S            | 4         | 1         | 3         | 0.0        | 0.0        | 0        | 0        | 0             | 0        | 0        | 0        | 0        | 0        | 0        | 0        | 0        | 0        | 0        | 0        | 0        | 0        | 0        | 0        | L        | 23-34       |      |
| 12/17              | Colts                | S            | 11        | 4         | 7         | 0.0        | 0.0        | 0        | 0        | 0             | 0        | 0        | 0        | 0        | 0        | 1        | 0        | 0        | 0        | 0        | 0        | 0        | 0        | 0        | 0        | W        | 39-36+      |      |
| 12/24              | Giants               | S            | 1         | 1         | 0         | 0.0        | 0.0        | 0        | 0        | 0             | 0        | 0        | 0        | 0        | 0        | 0        | 0        | 0        | 0        | 0        | 0        | 0        | 0        | 0        | 0        | W        | 27-24       |      |
| 01/01              | at Packers           | S            | 2         | 1         | 1         | 0.0        | 0.0        | 0        | 0        | 0             | 0        | 0        | 0        | 0        | 1        | 0        | 0        | 0        | 0        | 0        | 0        | 0        | 0        | 0        | 0        | L        | 17-41       |      |
| 01/08              | at Bears             | S            | 1         | 1         | 0         | 0.0        | 0.0        | 0        | 0        | 0             | 0        | 0        | 0        | 0        | 0        | 0        | 0        | 0        | 0        | 0        | 0        | 0        | 0        | 0        | 0        | W        | 29-13       |      |
| <b>2022 TOTALS</b> |                      | <b>17-17</b> | <b>59</b> | <b>28</b> | <b>31</b> | <b>1.5</b> | <b>7.0</b> | <b>3</b> | <b>7</b> | <b>6</b>      | <b>0</b> | <b>0</b> | <b>0</b> | <b>0</b> | <b>1</b> | <b>1</b> | <b>1</b> | <b>0</b> | <b>0</b> | <b>0</b> | <b>0</b> | <b>0</b> | <b>0</b> | <b>0</b> | <b>0</b> | <b>0</b> | <b>13-4</b> |      |

+ - Overtime

**2021 GAME-BY-GAME REGULAR-SEASON STATISTICS (BILLS)**

| DATE               | OPPONENT         | P/S         | TACKLES   |           |           |            |            |          |          | INTERCEPTIONS |                  |          |          |          | O. FUMB  |          |          |          | ST       |          |          |          |          | MISC     |          |          | SCORE       |        |  |  |   |      |   |       |
|--------------------|------------------|-------------|-----------|-----------|-----------|------------|------------|----------|----------|---------------|------------------|----------|----------|----------|----------|----------|----------|----------|----------|----------|----------|----------|----------|----------|----------|----------|-------------|--------|--|--|---|------|---|-------|
|                    |                  |             | TK        | S         | A         | SK         | YDS        | TFL      | YDS      | QBH           | NO               | YDS      | LG       | TD       | PD       | FF       | FR       | TD       | YDS      | TK       | S        | A        | FF       | FR       | S        | A        |             | W/L    |  |  |   |      |   |       |
| 09/12              | Steelers         | P           | 0         | 0         | 0         | 0.0        | 0.0        | 0        | 0        | 1             | 0                | 0        | 0        | 0        | 0        | 0        | 0        | 0        | 0        | 0        | 0        | 0        | 0        | 0        | 0        | L        | 16-23       |        |  |  |   |      |   |       |
| 09/19              | at Dolphins      |             |           |           |           |            |            |          |          |               | ON INACTIVE LIST |          |          |          |          |          |          |          |          |          |          |          |          |          |          |          |             |        |  |  | W | 35-0 |   |       |
| 09/26              | Football<br>Team |             |           |           |           |            |            |          |          |               | ON INACTIVE LIST |          |          |          |          |          |          |          |          |          |          |          |          |          |          |          |             |        |  |  |   |      | W | 43-21 |
| 10/03              | Texans           | P           | 1         | 1         | 0         | 0.0        | 0.0        | 0        | 0        | 0             | 0                | 0        | 0        | 0        | 0        | 0        | 0        | 0        | 0        | 0        | 0        | 0        | 0        | 0        | 0        | 0        | W           | 40-0   |  |  |   |      |   |       |
| 10/10              | at Chiefs        |             |           |           |           |            |            |          |          |               | ON INACTIVE LIST |          |          |          |          |          |          |          |          |          |          |          |          |          |          |          |             |        |  |  |   |      | W | 38-20 |
| 10/18              | at Titans        | P           | 2         | 2         | 0         | 0.0        | 0.0        | 0        | 0        | 1             | 0                | 0        | 0        | 0        | 0        | 0        | 0        | 0        | 0        | 0        | 0        | 0        | 0        | 0        | 0        | 0        | L           | 31-34  |  |  |   |      |   |       |
| 10/31              | Dolphins         | P           | 2         | 0         | 2         | 0.0        | 0.0        | 0        | 0        | 0             | 0                | 0        | 0        | 0        | 0        | 0        | 0        | 0        | 0        | 0        | 0        | 0        | 0        | 0        | 0        | 0        | W           | 26-11  |  |  |   |      |   |       |
| 11/07              | at Jaguars       | P           | 5         | 2         | 3         | 0.0        | 0.0        | 0        | 0        | 0             | 0                | 0        | 0        | 0        | 0        | 0        | 0        | 0        | 0        | 0        | 0        | 0        | 0        | 0        | 0        | 0        | L           | 6-9    |  |  |   |      |   |       |
| 11/14              | at Jets          | S           | 3         | 3         | 0         | 0.0        | 0.0        | 0        | 0        | 0             | 0                | 0        | 0        | 0        | 0        | 0        | 0        | 0        | 0        | 0        | 0        | 0        | 0        | 0        | 0        | 0        | W           | 45-17  |  |  |   |      |   |       |
| 11/21              | Colts            | S           | 7         | 2         | 5         | 0.0        | 0.0        | 0        | 0        | 0             | 0                | 0        | 0        | 0        | 0        | 0        | 0        | 0        | 0        | 0        | 0        | 0        | 0        | 0        | 0        | L        | 15-41       |        |  |  |   |      |   |       |
| 11/25              | at Saints        | S           | 2         | 1         | 1         | 0.0        | 0.0        | 0        | 0        | 0             | 0                | 0        | 0        | 0        | 0        | 0        | 0        | 0        | 0        | 0        | 0        | 0        | 0        | 0        | 0        | 0        | W           | 31-6   |  |  |   |      |   |       |
| 12/06              | Patriots         | P           | 8         | 5         | 3         | 0.0        | 0.0        | 1        | 0        | 0             | 0                | 0        | 0        | 0        | 0        | 0        | 0        | 0        | 0        | 0        | 0        | 0        | 0        | 0        | 0        | 0        | L           | 10-14  |  |  |   |      |   |       |
| 12/12              | at<br>Buccaneers | S           | 6         | 3         | 3         | 0.0        | 0.0        | 1        | 0        | 0             | 0                | 0        | 0        | 0        | 0        | 0        | 0        | 0        | 0        | 0        | 0        | 0        | 0        | 0        | 0        | 0        | L           | 27-33+ |  |  |   |      |   |       |
| 12/19              | Panthers         | S           | 3         | 2         | 1         | 0.0        | 0.0        | 0        | 0        | 0             | 0                | 0        | 0        | 0        | 1        | 0        | 0        | 0        | 0        | 0        | 0        | 0        | 0        | 0        | 0        | 0        | W           | 31-14  |  |  |   |      |   |       |
| 12/26              | at Patriots      | S           | 6         | 5         | 1         | 0.0        | 0.0        | 0        | 0        | 0             | 0                | 0        | 0        | 0        | 0        | 0        | 0        | 0        | 0        | 0        | 0        | 0        | 0        | 0        | 0        | 0        | W           | 33-21  |  |  |   |      |   |       |
| 01/02              | Falcons          | S           | 4         | 1         | 3         | 1.0        | 5.0        | 1        | 5        | 3             | 0                | 0        | 0        | 0        | 0        | 0        | 1        | 0        | 0        | 0        | 0        | 0        | 0        | 0        | 0        | 0        | W           | 29-15  |  |  |   |      |   |       |
| 01/09              | Jets             | S           | 2         | 1         | 1         | 0.0        | 0.0        | 1        | 0        | 1             | 0                | 0        | 0        | 0        | 0        | 0        | 0        | 0        | 0        | 0        | 0        | 0        | 0        | 0        | 0        | 0        | W           | 27-10  |  |  |   |      |   |       |
| <b>2021 TOTALS</b> |                  | <b>14-8</b> | <b>51</b> | <b>28</b> | <b>23</b> | <b>1.0</b> | <b>5.0</b> | <b>4</b> | <b>5</b> | <b>6</b>      | <b>0</b>         | <b>0</b> | <b>0</b> | <b>0</b> | <b>1</b> | <b>0</b> | <b>1</b> | <b>0</b> | <b>0</b> | <b>0</b> | <b>0</b> | <b>0</b> | <b>0</b> | <b>0</b> | <b>0</b> | <b>0</b> | <b>11-6</b> |        |  |  |   |      |   |       |

+ - Overtime

**2020 GAME-BY-GAME REGULAR-SEASON STATISTICS (BILLS)**

| DATE               | OPPONENT     | P/S         | TACKLES          |           |          |            |            |          |          | INTERCEPTIONS |          |          |          |          | O. FUMB  |          |          |          | ST       |          |          |          | MISC     |          | W/L         | SCORE |       |       |
|--------------------|--------------|-------------|------------------|-----------|----------|------------|------------|----------|----------|---------------|----------|----------|----------|----------|----------|----------|----------|----------|----------|----------|----------|----------|----------|----------|-------------|-------|-------|-------|
|                    |              |             | TK               | S         | A        | SK         | YDS        | TFL      | YDS      | QBH           | NO       | YDS      | LG       | TD       | PD       | FF       | FR       | TD       | YDS      | TK       | S        | A        | FF       | FR       |             |       | S     | A     |
| 09/13              | Jets         | S           | 1                | 1         | 0        | 0.0        | 0.0        | 0        | 0        | 1             | 0        | 0        | 0        | 0        | 0        | 0        | 0        | 0        | 0        | 0        | 0        | 0        | 0        | 0        | 0           | 0     | W     | 27-17 |
| 09/20              | at Dolphins  | P           | 1                | 1         | 0        | 0.0        | 0.0        | 0        | 0        | 2             | 0        | 0        | 0        | 0        | 0        | 0        | 0        | 0        | 0        | 0        | 0        | 0        | 0        | 0        | 0           | W     | 31-28 |       |
| 09/27              | Rams         | P           | 0                | 0         | 0        | 0.0        | 0.0        | 0        | 0        | 0             | 0        | 0        | 0        | 0        | 0        | 0        | 0        | 0        | 0        | 0        | 0        | 0        | 0        | 0        | W           | 35-32 |       |       |
| 10/04              | at Raiders   | S           | 1                | 1         | 0        | 0.0        | 0.0        | 0        | 0        | 0             | 0        | 0        | 0        | 0        | 0        | 0        | 0        | 0        | 0        | 0        | 0        | 0        | 0        | 0        | W           | 30-23 |       |       |
| 10/13              | at Titans    | S           | 1                | 0         | 1        | 0.0        | 0.0        | 0        | 0        | 0             | 0        | 0        | 0        | 0        | 0        | 0        | 0        | 0        | 0        | 0        | 0        | 0        | 0        | 0        | L           | 16-42 |       |       |
| 10/19              | Chiefs       |             | ON INACTIVE LIST |           |          |            |            |          |          |               |          |          |          |          |          |          |          |          |          |          |          | L        | 17-26    |          |             |       |       |       |
| 10/25              | at Jets      |             | ON INACTIVE LIST |           |          |            |            |          |          |               |          |          |          |          |          |          |          |          |          |          |          | W        | 18-10    |          |             |       |       |       |
| 11/01              | Patriots     | S           | 3                | 2         | 1        | 0.0        | 0.0        | 0        | 0        | 0             | 0        | 0        | 0        | 0        | 0        | 0        | 0        | 0        | 0        | 0        | 0        | 0        | 0        | 0        | W           | 24-21 |       |       |
| 11/08              | Seahawks     |             | ON INACTIVE LIST |           |          |            |            |          |          |               |          |          |          |          |          |          |          |          |          |          |          | W        | 44-34    |          |             |       |       |       |
| 11/15              | at Cardinals |             | ON INACTIVE LIST |           |          |            |            |          |          |               |          |          |          |          |          |          |          |          |          |          |          | L        | 30-32    |          |             |       |       |       |
| 11/29              | Chargers     | P           | 0                | 0         | 0        | 0.0        | 0.0        | 0        | 0        | 0             | 0        | 0        | 0        | 0        | 0        | 0        | 0        | 0        | 0        | 0        | 0        | 0        | 0        | 0        | W           | 27-17 |       |       |
| 12/07              | at 49ers     | P           | 1                | 0         | 1        | 0.0        | 0.0        | 0        | 0        | 0             | 0        | 0        | 0        | 0        | 0        | 0        | 0        | 0        | 0        | 0        | 0        | 0        | 0        | 0        | W           | 34-24 |       |       |
| 12/13              | Steelers     | P           | 4                | 1         | 3        | 0.0        | 0.0        | 0        | 0        | 0             | 0        | 0        | 0        | 0        | 0        | 0        | 0        | 0        | 0        | 0        | 0        | 0        | 0        | 0        | W           | 26-15 |       |       |
| 12/19              | at Broncos   | P           | 3                | 3         | 0        | 0.0        | 0.0        | 0        | 0        | 0             | 0        | 0        | 0        | 0        | 0        | 0        | 0        | 0        | 0        | 0        | 0        | 0        | 0        | 0        | W           | 48-19 |       |       |
| 12/28              | at Patriots  | P           | 1                | 1         | 0        | 0.0        | 0.0        | 0        | 0        | 0             | 0        | 0        | 0        | 0        | 0        | 0        | 0        | 0        | 0        | 0        | 0        | 0        | 0        | 0        | W           | 38-9  |       |       |
| 01/03              | Dolphins     | P           | 2                | 1         | 1        | 0.0        | 0.0        | 0        | 0        | 1             | 0        | 0        | 0        | 0        | 0        | 1        | 0        | 0        | 0        | 0        | 0        | 0        | 0        | 0        | W           | 56-26 |       |       |
| <b>2020 TOTALS</b> |              | <b>12-4</b> | <b>18</b>        | <b>11</b> | <b>7</b> | <b>0.0</b> | <b>0.0</b> | <b>0</b> | <b>0</b> | <b>4</b>      | <b>0</b> | <b>0</b> | <b>0</b> | <b>0</b> | <b>0</b> | <b>1</b> | <b>0</b> | <b>0</b> | <b>0</b> | <b>0</b> | <b>0</b> | <b>0</b> | <b>0</b> | <b>0</b> | <b>13-3</b> |       |       |       |

**2019 GAME-BY-GAME REGULAR-SEASON STATISTICS (BILLS)**

| DATE               | OPPONENT    | P/S        | TACKLES         |          |          |            |            |          |          | INTERCEPTIONS |          |          |          |          | O. FUMB  |          |          |          | ST       |          |          |          | MISC     |          | W/L         | SCORE |
|--------------------|-------------|------------|-----------------|----------|----------|------------|------------|----------|----------|---------------|----------|----------|----------|----------|----------|----------|----------|----------|----------|----------|----------|----------|----------|----------|-------------|-------|
|                    |             |            | TK              | S        | A        | SK         | YDS        | TFL      | YDS      | QBH           | NO       | YDS      | LG       | TD       | PD       | FF       | FR       | TD       | YDS      | TK       | S        | A        | FF       | FR       |             |       |
| 09/08              | at Jets     | P          | 0               | 0        | 0        | 0.0        | 0.0        | 0        | 0        | 0             | 0        | 0        | 0        | 0        | 0        | 0        | 0        | 0        | 0        | 0        | 0        | 0        | 0        | 0        | W           | 17-16 |
| 09/15              | at Giants   | P          | 3               | 1        | 2        | 0.5        | 4.5        | 0        | 0        | 1             | 0        | 0        | 0        | 2        | 0        | 0        | 0        | 0        | 0        | 0        | 0        | 0        | 0        | 0        | W           | 28-14 |
| 09/22              | Bengals     | P          | 0               | 0        | 0        | 0.0        | 0.0        | 0        | 0        | 0             | 0        | 0        | 0        | 0        | 0        | 0        | 0        | 0        | 0        | 0        | 0        | 0        | 0        | 0        | W           | 21-17 |
| 09/29              | Patriots    |            | INJURED RESERVE |          |          |            |            |          |          |               |          |          |          |          |          |          |          |          |          |          |          | L        | 10-16    |          |             |       |
| 10/06              | at Titans   |            | INJURED RESERVE |          |          |            |            |          |          |               |          |          |          |          |          |          |          |          |          |          |          | W        | 14-7     |          |             |       |
| 10/20              | Dolphins    |            | INJURED RESERVE |          |          |            |            |          |          |               |          |          |          |          |          |          |          |          |          |          |          | W        | 31-21    |          |             |       |
| 10/27              | Eagles      |            | INJURED RESERVE |          |          |            |            |          |          |               |          |          |          |          |          |          |          |          |          |          |          | L        | 13-31    |          |             |       |
| 11/03              | Redskins    |            | INJURED RESERVE |          |          |            |            |          |          |               |          |          |          |          |          |          |          |          |          |          |          | W        | 24-9     |          |             |       |
| 11/10              | at Browns   |            | INJURED RESERVE |          |          |            |            |          |          |               |          |          |          |          |          |          |          |          |          |          |          | L        | 16-19    |          |             |       |
| 11/17              | at Dolphins |            | INJURED RESERVE |          |          |            |            |          |          |               |          |          |          |          |          |          |          |          |          |          |          | W        | 37-20    |          |             |       |
| 11/24              | Broncos     |            | INJURED RESERVE |          |          |            |            |          |          |               |          |          |          |          |          |          |          |          |          |          |          | W        | 20-3     |          |             |       |
| 11/28              | at Cowboys  |            | INJURED RESERVE |          |          |            |            |          |          |               |          |          |          |          |          |          |          |          |          |          |          | W        | 26-15    |          |             |       |
| 12/08              | Ravens      |            | INJURED RESERVE |          |          |            |            |          |          |               |          |          |          |          |          |          |          |          |          |          |          | L        | 17-24    |          |             |       |
| 12/15              | at Steelers |            | INJURED RESERVE |          |          |            |            |          |          |               |          |          |          |          |          |          |          |          |          |          |          | W        | 17-10    |          |             |       |
| 12/21              | at Patriots |            | INJURED RESERVE |          |          |            |            |          |          |               |          |          |          |          |          |          |          |          |          |          |          | L        | 17-24    |          |             |       |
| 12/29              | Jets        |            | INJURED RESERVE |          |          |            |            |          |          |               |          |          |          |          |          |          |          |          |          |          |          | L        | 6-13     |          |             |       |
| <b>2019 TOTALS</b> |             | <b>3-0</b> | <b>3</b>        | <b>1</b> | <b>2</b> | <b>0.5</b> | <b>4.5</b> | <b>0</b> | <b>0</b> | <b>1</b>      | <b>0</b> | <b>0</b> | <b>0</b> | <b>2</b> | <b>0</b> | <b>0</b> | <b>0</b> | <b>0</b> | <b>0</b> | <b>0</b> | <b>0</b> | <b>0</b> | <b>0</b> | <b>0</b> | <b>10-6</b> |       |

**2018 GAME-BY-GAME REGULAR-SEASON STATISTICS (BILLS)**

| DATE               | OPPONENT    | P/S | TACKLES   |           |           |            |            |          |           | INTERCEPTIONS |          |          |          |          | O. FUMB  |          |          |          | ST       |          |          |          | MISC     |          |             | SCORE |       |
|--------------------|-------------|-----|-----------|-----------|-----------|------------|------------|----------|-----------|---------------|----------|----------|----------|----------|----------|----------|----------|----------|----------|----------|----------|----------|----------|----------|-------------|-------|-------|
|                    |             |     | TK        | S         | A         | SK         | YDS        | TFL      | YDS       | QBH           | NO       | YDS      | LG       | TD       | PD       | FF       | FR       | TD       | YDS      | TK       | S        | A        | FF       | FR       | S           |       | A     |
| 09/09              | at Ravens   | P   | 4         | 4         | 0         | 0.0        | 0.0        | 2        | 2         | 0             | 0        | 0        | 0        | 0        | 0        | 0        | 0        | 0        | 0        | 0        | 0        | 0        | 0        | 0        | 0           | L     | 3-47  |
| 09/16              | Chargers    | P   | 3         | 1         | 2         | 0.0        | 0.0        | 0        | 0         | 0             | 0        | 0        | 0        | 0        | 0        | 0        | 0        | 0        | 0        | 0        | 0        | 0        | 0        | 0        | 0           | L     | 20-31 |
| 09/23              | at Vikings  | P   | 0         | 0         | 0         | 0.0        | 0.0        | 0        | 0         | 0             | 0        | 0        | 0        | 0        | 0        | 0        | 0        | 0        | 0        | 0        | 0        | 0        | 0        | 0        | W           | 27-6  |       |
| 09/30              | at Packers  | P   | 2         | 0         | 2         | 0.0        | 0.0        | 0        | 0         | 0             | 0        | 0        | 0        | 0        | 0        | 0        | 0        | 0        | 0        | 0        | 0        | 0        | 0        | 0        | L           | 0-22  |       |
| 10/07              | Titans      | P   | 1         | 1         | 0         | 0.0        | 0.0        | 0        | 0         | 1             | 0        | 0        | 0        | 0        | 0        | 0        | 0        | 0        | 0        | 0        | 0        | 0        | 0        | 0        | W           | 13-12 |       |
| 10/14              | at Texans   | P   | 1         | 1         | 0         | 0.0        | 0.0        | 1        | 11        | 0             | 0        | 0        | 0        | 0        | 0        | 0        | 1        | 0        | 0        | 0        | 0        | 0        | 0        | 0        | L           | 13-20 |       |
| 10/21              | at Colts    | P   | 2         | 2         | 0         | 0.0        | 0.0        | 0        | 0         | 0             | 0        | 0        | 0        | 0        | 0        | 0        | 0        | 0        | 0        | 0        | 0        | 0        | 0        | 0        | L           | 5-37  |       |
| 10/29              | Patriots    | P   | 4         | 3         | 1         | 0.0        | 0.0        | 0        | 0         | 0             | 0        | 0        | 0        | 0        | 0        | 0        | 0        | 0        | 0        | 0        | 0        | 0        | 0        | 0        | L           | 6-25  |       |
| 11/04              | Bears       | P   | 2         | 1         | 1         | 0.0        | 0.0        | 1        | 1         | 0             | 0        | 0        | 0        | 0        | 0        | 0        | 0        | 0        | 0        | 0        | 0        | 0        | 0        | 0        | L           | 9-41  |       |
| 11/11              | at Jets     | P   | 2         | 1         | 1         | 0.0        | 0.0        | 0        | 0         | 0             | 0        | 0        | 0        | 0        | 0        | 0        | 0        | 0        | 0        | 0        | 0        | 0        | 0        | 0        | W           | 41-10 |       |
| 11/25              | Jaguars     | P   | 2         | 1         | 1         | 0.0        | 0.0        | 0        | 0         | 0             | 0        | 0        | 0        | 0        | 0        | 0        | 0        | 0        | 0        | 0        | 0        | 0        | 0        | 0        | W           | 24-21 |       |
| 12/02              | at Dolphins | P   | 1         | 1         | 0         | 0.0        | 0.0        | 0        | 0         | 0             | 0        | 0        | 0        | 0        | 0        | 0        | 0        | 0        | 0        | 0        | 0        | 0        | 0        | 0        | L           | 17-21 |       |
| 12/09              | Jets        | P   | 1         | 0         | 1         | 0.0        | 0.0        | 0        | 0         | 0             | 0        | 0        | 0        | 0        | 0        | 0        | 0        | 0        | 0        | 0        | 0        | 0        | 0        | 0        | L           | 23-27 |       |
| 12/16              | Lions       | P   | 2         | 1         | 1         | 0.0        | 0.0        | 0        | 0         | 0             | 0        | 0        | 0        | 0        | 0        | 0        | 0        | 0        | 0        | 0        | 0        | 0        | 0        | 0        | W           | 14-13 |       |
| 12/23              | at Patriots | P   | 6         | 2         | 4         | 0.0        | 0.0        | 0        | 0         | 0             | 0        | 0        | 0        | 0        | 0        | 0        | 0        | 0        | 0        | 0        | 0        | 0        | 0        | 0        | L           | 12-24 |       |
| 12/30              | Dolphins    | P   | 2         | 1         | 1         | 0.0        | 0.0        | 0        | 0         | 1             | 0        | 0        | 0        | 0        | 0        | 0        | 0        | 0        | 0        | 0        | 0        | 0        | 0        | 0        | W           | 42-17 |       |
| <b>2018 TOTALS</b> | <b>16-0</b> |     | <b>35</b> | <b>20</b> | <b>15</b> | <b>0.0</b> | <b>0.0</b> | <b>4</b> | <b>14</b> | <b>2</b>      | <b>0</b> | <b>0</b> | <b>0</b> | <b>0</b> | <b>0</b> | <b>0</b> | <b>1</b> | <b>0</b> | <b>0</b> | <b>0</b> | <b>0</b> | <b>0</b> | <b>0</b> | <b>0</b> | <b>6-10</b> |       |       |

**2022 GAME-BY-GAME POSTSEASON STATISTICS (VIKINGS)**

| DATE               | OPPONENT   | P/S | TACKLES  |          |          |            |            |          |          | INTERCEPTIONS |          |          |          |          | O. FUMB  |          |          |          | ST       |          |          |          | MISC     |          |            | SCORE |       |
|--------------------|------------|-----|----------|----------|----------|------------|------------|----------|----------|---------------|----------|----------|----------|----------|----------|----------|----------|----------|----------|----------|----------|----------|----------|----------|------------|-------|-------|
|                    |            |     | TK       | S        | A        | SK         | YDS        | TFL      | YDS      | QBH           | NO       | YDS      | LG       | TD       | PD       | FF       | FR       | TD       | YDS      | TK       | S        | A        | FF       | FR       | S          |       | A     |
| 01/15              | Giants     | S   | 3        | 2        | 1        | 0.0        | 0.0        | 0        | 0        | 0             | 0        | 0        | 0        | 0        | 1        | 0        | 0        | 0        | 0        | 0        | 0        | 0        | 0        | 0        | 0          | L     | 24-31 |
| <b>2022 TOTALS</b> | <b>1-1</b> |     | <b>3</b> | <b>2</b> | <b>1</b> | <b>0.0</b> | <b>0.0</b> | <b>0</b> | <b>0</b> | <b>0</b>      | <b>0</b> | <b>0</b> | <b>0</b> | <b>0</b> | <b>1</b> | <b>0</b> | <b>0</b> | <b>0</b> | <b>0</b> | <b>0</b> | <b>0</b> | <b>0</b> | <b>0</b> | <b>0</b> | <b>0-1</b> |       |       |

**2021 GAME-BY-GAME POSTSEASON STATISTICS (BILLS)**

| DATE               | OPPONENT   | P/S | TACKLES  |          |          |            |            |          |          | INTERCEPTIONS |          |          |          |          | O. FUMB  |          |          |          | ST       |          |          |          | MISC     |          |            | SCORE  |
|--------------------|------------|-----|----------|----------|----------|------------|------------|----------|----------|---------------|----------|----------|----------|----------|----------|----------|----------|----------|----------|----------|----------|----------|----------|----------|------------|--------|
|                    |            |     | TK       | S        | A        | SK         | YDS        | TFL      | YDS      | QBH           | NO       | YDS      | LG       | TD       | PD       | FF       | FR       | TD       | YDS      | TK       | S        | A        | FF       | FR       | S          |        |
| 01/15              | Patriots   | S   | 3        | 3        | 0        | 0.0        | 0.0        | 0        | 0        | 0             | 0        | 0        | 0        | 0        | 0        | 0        | 0        | 0        | 0        | 0        | 0        | 0        | 0        | 0        | W          | 47-17  |
| 01/23              | at Chiefs  | S   | 4        | 3        | 1        | 0.0        | 0.0        | 0        | 0        | 0             | 0        | 0        | 0        | 0        | 0        | 0        | 0        | 0        | 0        | 0        | 0        | 0        | 0        | 0        | L          | 36-42+ |
| <b>2021 TOTALS</b> | <b>2-2</b> |     | <b>7</b> | <b>6</b> | <b>1</b> | <b>0.0</b> | <b>0.0</b> | <b>0</b> | <b>0</b> | <b>0</b>      | <b>0</b> | <b>0</b> | <b>0</b> | <b>0</b> | <b>0</b> | <b>0</b> | <b>0</b> | <b>0</b> | <b>0</b> | <b>0</b> | <b>0</b> | <b>0</b> | <b>0</b> | <b>0</b> | <b>1-1</b> |        |

+ - Overtime

**2020 GAME-BY-GAME POSTSEASON STATISTICS (BILLS)**

| DATE               | OPPONENT   | P/S | TACKLES  |          |          |            |            |          |          | INTERCEPTIONS |          |          |          |          | O. FUMB  |          |          |          | ST       |          |          |          | MISC     |          |            | SCORE |
|--------------------|------------|-----|----------|----------|----------|------------|------------|----------|----------|---------------|----------|----------|----------|----------|----------|----------|----------|----------|----------|----------|----------|----------|----------|----------|------------|-------|
|                    |            |     | TK       | S        | A        | SK         | YDS        | TFL      | YDS      | QBH           | NO       | YDS      | LG       | TD       | PD       | FF       | FR       | TD       | YDS      | TK       | S        | A        | FF       | FR       | S          |       |
| 01/09              | Colts      | P   | 3        | 2        | 1        | 0.0        | 0.0        | 0        | 0        | 0             | 0        | 0        | 0        | 0        | 0        | 0        | 0        | 0        | 0        | 0        | 0        | 0        | 0        | 0        | W          | 27-24 |
| 01/16              | Ravens     | P   | 4        | 1        | 3        | 0.0        | 0.0        | 0        | 0        | 1             | 0        | 0        | 0        | 0        | 0        | 0        | 0        | 0        | 0        | 0        | 0        | 0        | 0        | 0        | W          | 17-3  |
| 01/24              | at Chiefs  | P   | 2        | 1        | 1        | 0.0        | 0.0        | 0        | 0        | 0             | 0        | 0        | 0        | 0        | 0        | 0        | 0        | 0        | 0        | 0        | 0        | 0        | 0        | 0        | L          | 24-38 |
| <b>2020 TOTALS</b> | <b>3-0</b> |     | <b>9</b> | <b>4</b> | <b>5</b> | <b>0.0</b> | <b>0.0</b> | <b>0</b> | <b>0</b> | <b>1</b>      | <b>0</b> | <b>0</b> | <b>0</b> | <b>0</b> | <b>0</b> | <b>0</b> | <b>0</b> | <b>0</b> | <b>0</b> | <b>0</b> | <b>0</b> | <b>0</b> | <b>0</b> | <b>0</b> | <b>2-1</b> |       |

**2019 GAME-BY-GAME POSTSEASON STATISTICS (BILLS)**

| DATE               | OPPONENT  | P/S | TACKLES         |          |          |            |            |          |          | INTERCEPTIONS |          |          |          |          | O. FUMB  |          |          |          | ST       |          |          |          | MISC     |          |            | SCORE |
|--------------------|-----------|-----|-----------------|----------|----------|------------|------------|----------|----------|---------------|----------|----------|----------|----------|----------|----------|----------|----------|----------|----------|----------|----------|----------|----------|------------|-------|
|                    |           |     | TK              | S        | A        | SK         | YDS        | TFL      | YDS      | QBH           | NO       | YDS      | LG       | TD       | PD       | FF       | FR       | TD       | YDS      | TK       | S        | A        | FF       | FR       | S          |       |
| 01/04              | at Texans |     | INJURED RESERVE |          |          |            |            |          |          |               |          |          |          |          |          |          |          |          |          |          |          |          | L        | 19-22+   |            |       |
| <b>2019 TOTALS</b> |           |     | <b>0</b>        | <b>0</b> | <b>0</b> | <b>0.0</b> | <b>0.0</b> | <b>0</b> | <b>0</b> | <b>0</b>      | <b>0</b> | <b>0</b> | <b>0</b> | <b>0</b> | <b>0</b> | <b>0</b> | <b>0</b> | <b>0</b> | <b>0</b> | <b>0</b> | <b>0</b> | <b>0</b> | <b>0</b> | <b>0</b> | <b>0-1</b> |       |

+ - Overtime



# BRANDON POWELL



# 4

## WIDE RECEIVER

**Ht:** 5-8

**DOB:** 9-12-95

**Vikings Season:** 1

**Acquired:** FA '23

**Wt:** 181

**College:** Florida

**NFL Season:** 5

**2023 GP/GS**

9/1

**CAREER GP/GS**

53/9

**PLAYOFF GP/GS**

4/0

### KEY TRANSACTIONS

- Signed with the Detroit Lions as an undrafted free agent on 5/11/18.
- Waived by the Lions on 8/31/19.
- Signed to the Atlanta Falcons practice squad on 9/2/19.
- Signed to the Falcons active roster on 11/5/19.
- Signed by the Buffalo Bills on 3/26/21.
- Waived by the Bills on 8/30/21.
- Signed to the Miami Dolphins practice squad on 9/2/21.
- Released from the Dolphins practice squad on 10/12/21.
- Signed to the Los Angeles Rams practice squad on 11/5/21.
- Signed to the Rams active roster on 12/3/21.
- Signed with the Rams as an unrestricted free agent on 4/4/22.

### OFF THE FIELD

- Joined PNC, Kids In Need Foundation for a back-to-school open house celebration for students at Fraser Early Childhood Family Development Center (8/30/23).

### HONORS

- NFC Special Teams Player of the Week (Week 16, 2021).

### CAREER NOTES

#### 2023 | MINNESOTA VIKINGS

- Logged the Vikings longest punt return of the season in Week 9 at Atlanta (11/5) with a 24-yard return at the end of the first half.
- In Week 9, scored his first touchdown as a Viking and the third of his career. It marked his first time in the end zone in almost three years when he was on Atlanta's roster (11/29/20).
- Had four receptions for a season-high 64 receiving yards against San Francisco in Week 7 (10/23). His 64 receiving yards were the second most in his NFL career.
- At Chicago in Week 6, caught three passes. His seven catches in Weeks 5 and 6 marked the most in a two-week span in his career since his rookie season in 2018 when he combined for seven receptions in Weeks 16 and 17.
- Season-high in both receptions (4) and receiving yards (43) vs. Kansas City (10/8) and had his first rush as a Viking, a nine-yard carry.
- Caught one pass for five yards against the Chargers (9/24), his first catch as a Viking.
- Against the Eagles (9/14), tallied 19 yards on two punt returns.
- Made his season debut against Tampa Bay (9/10), returning four punts for 18 yards.

#### 2022 | LOS ANGELES RAMS

- Appeared in all 17 games (six starts), totaling 24 receptions for 156 yards and 17 rushes for 80 yards. On special teams, returned 24 punts for 177 yards and 30 kicks for 605 yards.



## 2021 | LOS ANGELES RAMS

- Saw action in six games and returned six punts for 133 yards, including one returned 61 yards for a touchdown in Week 16 at Minnesota. Also returned eight kicks for 208 yards.

## 2020 | ATLANTA FALCONS

- Appeared in 15 games (one start), and caught 12 passes for 69 receiving yards.
- Returned 17 kicks for 343 yards, along with 17 punts for 152 yards.

## 2019 | ATLANTA FALCONS

- Did not appear in any games.

## 2018 | DETROIT LIONS

- Played in six games (one start) as a rookie and hauled in 11 receptions for 129 receiving yards, including a 41-yard reception, the longest of his career.

## COLLEGE - FLORIDA

Ended his career with 49 games played, 131 receptions for 1,330 yards and nine receiving touchdowns.

- Totaled 41 carries for 122 yards and two rushing touchdowns.
- Notched 49 returns during his career (33 kickoff, 16 punt).
- His 131 career receptions are the most by a UF player since Percy Harvin snared 133 passes from 2006-08, and are the 11th-most in Florida history.
- Completed his career riding a streak of 25 consecutive games with a reception.

## PREP - DEERFIELD BEACH (FLA.)

- Named First-Team Class 8A All-State as a senior and the Broward County 8A-7A-6A Player of the Year in 2013.
- Rushed for 1,339 yards on 141 carries as a senior with 20 touchdowns. Also had 21 catches for 289 yards and two scores and 452 return yards and a touchdown on special teams.

### BRANDON POWELL'S NFL REGULAR SEASON RUSHING/RECEIVING STATISTICS

| DATE              | TEAM    | GP        | GS       | RECEIVING |            |            |           |          | RUSHING   |            |            |           |          |
|-------------------|---------|-----------|----------|-----------|------------|------------|-----------|----------|-----------|------------|------------|-----------|----------|
|                   |         |           |          | NO.       | YDS.       | AVG.       | LG        | TD       | NO.       | YDS.       | AVG.       | LG        | TD       |
| 2023              | Vikings | 9         | 1        | 15        | 157        | 10.5       | 27        | 1        | 4         | 15         | 3.8        | 9         | 0        |
| 2022              | Rams    | 17        | 6        | 24        | 156        | 6.5        | 16        | 0        | 17        | 80         | 4.7        | 20        | 0        |
| 2021              | Rams    | 6         | 0        | 0         | 0          | 0.0        | 0         | 0        | 0         | 0          | 0.0        | 0         | 0        |
| 2020              | Falcons | 15        | 1        | 12        | 69         | 5.8        | 13        | 2        | 2         | 7          | 3.5        | 4         | 0        |
| 2019              | Falcons | 0         | 0        | 0         | 0          | 0.0        | 0         | 0        | 0         | 0          | 0.0        | 0         | 0        |
| 2018              | Lions   | 6         | 1        | 11        | 129        | 11.7       | 41        | 0        | 1         | 4          | 4.0        | 4         | 0        |
| <b>NFL TOTALS</b> |         | <b>53</b> | <b>9</b> | <b>62</b> | <b>511</b> | <b>8.2</b> | <b>41</b> | <b>3</b> | <b>24</b> | <b>106</b> | <b>4.4</b> | <b>20</b> | <b>0</b> |

### BRANDON POWELL'S NFL POSTSEASON RUSHING/RECEIVING STATISTICS

| DATE              | TEAM | GP       | GS       | RECEIVING |          |            |          |          | RUSHING  |          |            |          |          |
|-------------------|------|----------|----------|-----------|----------|------------|----------|----------|----------|----------|------------|----------|----------|
|                   |      |          |          | NO.       | YDS.     | AVG.       | LG       | TD       | NO.      | YDS.     | AVG.       | LG       | TD       |
| 2021              | Rams | 4        | 0        | 0         | 0        | 0.0        | 0        | 0        | 0        | 0        | 0.0        | 0        | 0        |
| <b>NFL TOTALS</b> |      | <b>4</b> | <b>0</b> | <b>0</b>  | <b>0</b> | <b>0.0</b> | <b>0</b> | <b>0</b> | <b>0</b> | <b>0</b> | <b>0.0</b> | <b>0</b> | <b>0</b> |

## BRANDON POWELL'S NFL REGULAR SEASON RETURN STATISTICS

| DATE              | TEAM    | KICKOFF RETURNS |              |             |           |          | PUNT RETURNS |           |            |            |            |          |
|-------------------|---------|-----------------|--------------|-------------|-----------|----------|--------------|-----------|------------|------------|------------|----------|
|                   |         | RET.            | YDS.         | AVG.        | LG        | TD       | NO.          | FC        | YDS.       | AVG.       | LG         | TD       |
| 2023              | Vikings | 0               | 0            | 0.0         | 0         | 0        | 18           | 8         | 143        | 7.9        | 24         | 0        |
| 2022              | Rams    | 30              | 605          | 20.2        | 34        | 0        | 24           | 19        | 177        | 7.4        | 22         | 0        |
| 2021              | Rams    | 8               | 208          | 26.0        | 65        | 0        | 6            | 4         | 133        | 22.2       | 61t        | 1        |
| 2020              | Falcons | 17              | 343          | 20.2        | 29        | 0        | 17           | 22        | 152        | 8.9        | 24         | 0        |
| 2019              | Falcons | 0               | 0            | 0.0         | 0         | 0        | 0            | 0         | 0          | 0.0        | 0          | 0        |
| 2018              | Lions   | 2               | 43           | 21.5        | 27        | 0        | 2            | 3         | 8          | 4.0        | 5          | 0        |
| <b>NFL TOTALS</b> |         | <b>57</b>       | <b>1,199</b> | <b>21.0</b> | <b>65</b> | <b>0</b> | <b>67</b>    | <b>56</b> | <b>613</b> | <b>9.1</b> | <b>61T</b> | <b>1</b> |

## BRANDON POWELL'S NFL POSTSEASON RETURN STATISTICS

| DATE              | TEAM | KICKOFF RETURNS |           |             |           |          | PUNT RETURNS |          |            |             |           |          |
|-------------------|------|-----------------|-----------|-------------|-----------|----------|--------------|----------|------------|-------------|-----------|----------|
|                   |      | RET.            | YDS.      | AVG.        | LG        | TD       | NO.          | FC       | YDS.       | AVG.        | LG        | TD       |
| 2021              | Rams | 5               | 88        | 17.6        | 24        | 0        | 9            | 7        | 104        | 11.6        | 33        | 0        |
| <b>NFL TOTALS</b> |      | <b>5</b>        | <b>88</b> | <b>17.6</b> | <b>24</b> | <b>0</b> | <b>9</b>     | <b>7</b> | <b>104</b> | <b>11.6</b> | <b>33</b> | <b>0</b> |

### SINGLE-GAME HIGHS: RUSHING/RECEIVING

#### Rush Attempts

1 at NO, Nov 22, 2020  
...2 more at 1.

#### Rushing Yards

4 vs. DEN, Nov 08, 2020  
...1 more at 4.

#### Longest Runs

20 vs. SEA, Dec 04, 2022

#### Receptions

6 at GB, Dec 30, 2018

#### Receiving Yards

103 at GB, Dec 30, 2018

#### Receiving Average

17.2 at GB, Dec 30, 2018

#### Longest Receptions

41 at GB, Dec 30, 2018

#### Receiving TDs

1 at ATL, Nov 05, 2023  
...2 more at 1.

#### All-Purpose Yards

114 at GB, Dec 19, 2022

#### Kickoff Returns

4 vs. DET, Oct 25, 2020

#### Kickoff Return Yards

81 at LAR, Dec 05, 2021

#### Longest Kickoff Return

65 at LAR, Dec 05, 2021

#### Fair Catches

4 vs. CAR, Oct 16, 2022  
...1 more at 4.

#### Punt Return Yards

75 at MIN, Dec 26, 2021

#### Longest Punt Return

61t at MIN, Dec 26, 2021

#### Punt Returns

4 vs. TB, Sep 10, 2023

#### Punt Return TDs

1 at MIN, Dec 26, 2021

#### Punt Return Average

14.3 at ARI, Sep 25, 2022

#### Kickoff Return Average

20.7 at DAL, Sep 20, 2020

#### Most TDs

1 at ATL, Nov 05, 2023

...3 more at 1.

### SINGLE-GAME HIGHS - POSTSEASON: RUSHING/RECEIVING

#### All-Purpose Yards

79 at TB, Jan 23, 2022

#### Kickoff Returns

2 vs. ARI, Jan 17, 2022

#### Kickoff Return Yards

28 vs. ARI, Jan 17, 2022

#### Longest Kickoff Return

24 vs. SF, Jan 30, 2022

#### Fair Catches

3 vs. ARI, Jan 17, 2022

#### Punt Return Yards

60 at TB, Jan 23, 2022

#### Longest Punt Return

33 at TB, Jan 23, 2022

#### Punt Returns

4 at CIN, Feb 13, 2022

#### Punt Return Average

20.0 at TB, Jan 23, 2022

### 100-YARD RECEIVING GAMES (1): REGULAR SEASON

| DATE     | TEAM       | NO. | YDS. | AVG. | LG | TD |
|----------|------------|-----|------|------|----|----|
| 12/30/18 | at Packers | 6   | 103  | 17.2 | 41 | 0  |

**2023 GAME-BY-GAME REGULAR-SEASON STATISTICS (VIKINGS)**

|                    |             |            | RECEIVING |            |             |           |          | RUSHING  |           |            |          |          |            |       |
|--------------------|-------------|------------|-----------|------------|-------------|-----------|----------|----------|-----------|------------|----------|----------|------------|-------|
| DATE               | OPPONENT    | P/S        | NO.       | YDS.       | AVG.        | LG        | TD       | NO.      | YDS.      | AVG.       | LG       | TD       | W/L        | SCORE |
| 09/10              | Buccaneers  | P          | 0         | 0          | 0.0         | 0         | 0        | 0        | 0         | 0.0        | 0        | 0        | L          | 17-20 |
| 09/14              | at Eagles   | P          | 0         | 0          | 0.0         | 0         | 0        | 0        | 0         | 0.0        | 0        | 0        | L          | 28-34 |
| 09/24              | Chargers    | P          | 1         | 5          | 5.0         | 5         | 0        | 0        | 0         | 0.0        | 0        | 0        | L          | 24-28 |
| 10/01              | at Panthers | P          | 0         | 0          | 0.0         | 0         | 0        | 0        | 0         | 0.0        | 0        | 0        | W          | 21-13 |
| 10/08              | Chiefs      | P          | 4         | 43         | 10.8        | 26        | 0        | 1        | 9         | 9.0        | 9        | 0        | L          | 20-27 |
| 10/15              | at Bears    | P          | 3         | 20         | 6.7         | 9         | 0        | 1        | -1        | -1.0       | -1       | 0        | W          | 19-13 |
| 10/23              | 49ers       | P          | 4         | 64         | 16.0        | 27        | 0        | 1        | 5         | 5.0        | 5        | 0        | W          | 22-17 |
| 10/29              | at Packers  | S          | 1         | 10         | 10.0        | 10        | 0        | 1        | 2         | 2.0        | 2        | 0        | W          | 24-10 |
| 11/05              | at Falcons  | P          | 2         | 15         | 7.5         | 9         | 1        | 0        | 0         | 0.0        | 0        | 0        | W          | 31-28 |
| <b>2023 TOTALS</b> |             | <b>9-1</b> | <b>15</b> | <b>157</b> | <b>10.5</b> | <b>27</b> | <b>1</b> | <b>4</b> | <b>15</b> | <b>3.8</b> | <b>9</b> | <b>0</b> | <b>5-4</b> |       |

**2022 GAME-BY-GAME REGULAR-SEASON STATISTICS (RAMS)**

|                    |                  |             | RECEIVING |            |            |           |          | RUSHING   |           |            |           |          |             |        |
|--------------------|------------------|-------------|-----------|------------|------------|-----------|----------|-----------|-----------|------------|-----------|----------|-------------|--------|
| DATE               | OPPONENT         | P/S         | NO.       | YDS.       | AVG.       | LG        | TD       | NO.       | YDS.      | AVG.       | LG        | TD       | W/L         | SCORE  |
| 09/08              | Bills            | P           | 1         | 10         | 10.0       | 10        | 0        | 1         | 3         | 3.0        | 3         | 0        | L           | 10-31  |
| 09/18              | Falcons          | P           | 1         | 6          | 6.0        | 6         | 0        | 1         | -26       | -26.0      | -26       | 0        | W           | 31-27  |
| 09/25              | at Cardinals     | P           | 3         | 27         | 9.0        | 16        | 0        | 0         | 0         | 0.0        | 0         | 0        | W           | 20-12  |
| 10/03              | at 49ers         | P           | 0         | 0          | 0.0        | 0         | 0        | 1         | 11        | 11.0       | 11        | 0        | L           | 9-24   |
| 10/09              | Cowboys          | P           | 0         | 0          | 0.0        | 0         | 0        | 1         | 1         | 1.0        | 1         | 0        | L           | 10-22  |
| 10/16              | Panthers         | S           | 4         | 27         | 6.8        | 16        | 0        | 3         | 13        | 4.3        | 5         | 0        | W           | 24-10  |
| 10/30              | 49ers            | P           | 0         | 0          | 0.0        | 0         | 0        | 0         | 0         | 0.0        | 0         | 0        | L           | 14-31  |
| 11/06              | at<br>Buccaneers | P           | 1         | 4          | 4.0        | 4         | 0        | 0         | 0         | 0.0        | 0         | 0        | L           | 13-16  |
| 11/13              | Cardinals        | P           | 0         | 0          | 0.0        | 0         | 0        | 1         | 7         | 7.0        | 7         | 0        | L           | 17-27  |
| 11/20              | at Saints        | P           | 2         | 16         | 8.0        | 8         | 0        | 1         | -1        | -1.0       | -1        | 0        | L           | 20-27  |
| 11/27              | at Chiefs        | S           | 2         | 6          | 3.0        | 5         | 0        | 0         | 0         | 0.0        | 0         | 0        | L           | 10-26  |
| 12/04              | Seahawks         | P           | 4         | 39         | 9.8        | 14        | 0        | 3         | 45        | 15.0       | 20        | 0        | L           | 23-27  |
| 12/08              | Raiders          | P           | 0         | 0          | 0.0        | 0         | 0        | 0         | 0         | 0.0        | 0         | 0        | W           | 17-16  |
| 12/19              | at Packers       | S           | 1         | 4          | 4.0        | 4         | 0        | 1         | 3         | 3.0        | 3         | 0        | L           | 12-24  |
| 12/25              | Broncos          | S           | 3         | 12         | 4.0        | 8         | 0        | 2         | 3         | 1.5        | 3         | 0        | W           | 51-14  |
| 01/01              | at Chargers      | S           | 1         | 3          | 3.0        | 3         | 0        | 1         | 6         | 6.0        | 6         | 0        | L           | 10-31  |
| 01/08              | at Seahawks      | S           | 1         | 2          | 2.0        | 2         | 0        | 1         | 15        | 15.0       | 15        | 0        | L           | 16-19+ |
| <b>2022 TOTALS</b> |                  | <b>17-6</b> | <b>24</b> | <b>156</b> | <b>6.5</b> | <b>16</b> | <b>0</b> | <b>17</b> | <b>80</b> | <b>4.7</b> | <b>20</b> | <b>0</b> | <b>5-12</b> |        |

+ - Overtime

**2021 GAME-BY-GAME REGULAR-SEASON STATISTICS (RAMS)**

|                    |              |            | RECEIVING |          |            |          |          | RUSHING  |          |            |          |          |          |             |
|--------------------|--------------|------------|-----------|----------|------------|----------|----------|----------|----------|------------|----------|----------|----------|-------------|
| DATE               | OPPONENT     | P/S        | NO.       | YDS.     | AVG.       | LG       | TD       | NO.      | YDS.     | AVG.       | LG       | TD       | W/L      | SCORE       |
| 09/12              | Bears        |            |           |          |            |          |          |          |          |            |          |          | W        | 34-14       |
| 09/19              | at Colts     |            |           |          |            |          |          |          |          |            |          |          | W        | 27-24       |
| 09/26              | Buccaneers   |            |           |          |            |          |          |          |          |            |          |          | W        | 34-24       |
| 10/03              | Cardinals    |            |           |          |            |          |          |          |          |            |          |          | L        | 20-37       |
| 10/07              | at Seahawks  |            |           |          |            |          |          |          |          |            |          |          | W        | 26-17       |
| 10/17              | at Giants    |            |           |          |            |          |          |          |          |            |          |          | W        | 38-11       |
| 10/24              | Lions        |            |           |          |            |          |          |          |          |            |          |          | W        | 28-19       |
| 10/31              | at Texans    |            |           |          |            |          |          |          |          |            |          |          | W        | 38-22       |
| 11/07              | Titans       |            |           |          |            |          |          |          |          |            |          |          | L        | 16-28       |
| 11/15              | at 49ers     |            |           |          |            |          |          |          |          |            |          |          | L        | 10-31       |
| 11/28              | at Packers   |            |           |          |            |          |          |          |          |            |          |          | L        | 28-36       |
| 12/05              | Jaguars      | P          | 0         | 0        | 0.0        | 0        | 0        | 0        | 0        | 0.0        | 0        | 0        | W        | 37-7        |
| 12/13              | at Cardinals | P          | 0         | 0        | 0.0        | 0        | 0        | 0        | 0        | 0.0        | 0        | 0        | W        | 30-23       |
| 12/21              | Seahawks     | P          | 0         | 0        | 0.0        | 0        | 0        | 0        | 0        | 0.0        | 0        | 0        | W        | 20-10       |
| 12/26              | at Vikings   | P          | 0         | 0        | 0.0        | 0        | 0        | 0        | 0        | 0.0        | 0        | 0        | W        | 30-23       |
| 01/02              | at Ravens    | P          | 0         | 0        | 0.0        | 0        | 0        | 0        | 0        | 0.0        | 0        | 0        | W        | 20-19       |
| 01/09              | 49ers        | P          | 0         | 0        | 0.0        | 0        | 0        | 0        | 0        | 0.0        | 0        | 0        | L        | 24-27+      |
| <b>2021 TOTALS</b> |              | <b>6-0</b> | <b>0</b>  | <b>0</b> | <b>0.0</b> | <b>0</b> | <b>0</b> | <b>0</b> | <b>0</b> | <b>0.0</b> | <b>0</b> | <b>0</b> | <b>0</b> | <b>12-5</b> |

+ - Overtime

**2020 GAME-BY-GAME REGULAR-SEASON STATISTICS (FALCONS)**

|                    |                  |             | RECEIVING |           |            |           |          | RUSHING  |          |            |          |          |             |       |
|--------------------|------------------|-------------|-----------|-----------|------------|-----------|----------|----------|----------|------------|----------|----------|-------------|-------|
| DATE               | OPPONENT         | P/S         | NO.       | YDS.      | AVG.       | LG        | TD       | NO.      | YDS.     | AVG.       | LG       | TD       | W/L         | SCORE |
| 09/13              | Seahawks         | P           | 0         | 0         | 0.0        | 0         | 0        | 0        | 0        | 0.0        | 0        | 0        | L           | 25-38 |
| 09/20              | at Cowboys       | P           | 0         | 0         | 0.0        | 0         | 0        | 0        | 0        | 0.0        | 0        | 0        | L           | 39-40 |
| 09/27              | Bears            | P           | 3         | 27        | 9.0        | 13        | 0        | 0        | 0        | 0.0        | 0        | 0        | L           | 26-30 |
| 10/05              | at Packers       | P           | 0         | 0         | 0.0        | 0         | 0        | 0        | 0        | 0.0        | 0        | 0        | L           | 16-30 |
| 10/11              | Panthers         | P           | 0         | 0         | 0.0        | 0         | 0        | 0        | 0        | 0.0        | 0        | 0        | L           | 16-23 |
| 10/18              | at Vikings       | P           | 0         | 0         | 0.0        | 0         | 0        | 0        | 0        | 0.0        | 0        | 0        | W           | 40-23 |
| 10/25              | Lions            | P           | 1         | 4         | 4.0        | 4         | 0        | 0        | 0        | 0.0        | 0        | 0        | L           | 22-23 |
| 10/29              | at Panthers      | P           | 0         | 0         | 0.0        | 0         | 0        | 0        | 0        | 0.0        | 0        | 0        | W           | 25-17 |
| 11/08              | Broncos          | P           | 1         | 9         | 9.0        | 9t        | 1        | 1        | 4        | 4.0        | 4        | 0        | W           | 34-27 |
| 11/22              | at Saints        | P           | 0         | 0         | 0.0        | 0         | 0        | 1        | 3        | 3.0        | 3        | 0        | L           | 9-24  |
| 11/29              | Raiders          | P           | 2         | 4         | 2.0        | 4t        | 1        | 0        | 0        | 0.0        | 0        | 0        | W           | 43-6  |
| 12/06              | Saints           | P           | 1         | 9         | 9.0        | 9         | 0        | 0        | 0        | 0.0        | 0        | 0        | L           | 16-21 |
| 12/13              | at Chargers      | S           | 1         | 9         | 9.0        | 9         | 0        | 0        | 0        | 0.0        | 0        | 0        | L           | 17-20 |
| 12/20              | Buccaneers       | P           | 2         | 5         | 2.5        | 3         | 0        | 0        | 0        | 0.0        | 0        | 0        | L           | 27-31 |
| 12/27              | at Chiefs        | P           | 1         | 2         | 2.0        | 2         | 0        | 0        | 0        | 0.0        | 0        | 0        | L           | 14-17 |
| 01/03              | at<br>Buccaneers |             |           |           |            |           |          |          |          |            |          |          | L           | 27-44 |
| <b>2020 TOTALS</b> |                  | <b>15-1</b> | <b>12</b> | <b>69</b> | <b>5.8</b> | <b>13</b> | <b>2</b> | <b>2</b> | <b>7</b> | <b>3.5</b> | <b>4</b> | <b>0</b> | <b>4-12</b> |       |

**2019 GAME-BY-GAME REGULAR-SEASON STATISTICS (FALCONS)**

| DATE               | OPPONENT         | P/S        | RECEIVING |          |            |          |          | RUSHING  |          |            |          |          | W/L        | SCORE  |
|--------------------|------------------|------------|-----------|----------|------------|----------|----------|----------|----------|------------|----------|----------|------------|--------|
|                    |                  |            | NO.       | YDS.     | AVG.       | LG       | TD       | NO.      | YDS.     | AVG.       | LG       | TD       |            |        |
| 09/08              | at Vikings       |            |           |          |            |          |          |          |          |            |          |          | L          | 12-28  |
| 09/15              | Eagles           |            |           |          |            |          |          |          |          |            |          |          | W          | 24-20  |
| 09/22              | at Colts         |            |           |          |            |          |          |          |          |            |          |          | L          | 24-27  |
| 09/29              | Titans           |            |           |          |            |          |          |          |          |            |          |          | L          | 10-24  |
| 10/06              | at Texans        |            |           |          |            |          |          |          |          |            |          |          | L          | 32-53  |
| 10/13              | at Cardinals     |            |           |          |            |          |          |          |          |            |          |          | L          | 33-34  |
| 10/20              | Rams             |            |           |          |            |          |          |          |          |            |          |          | L          | 10-37  |
| 10/27              | Seahawks         |            |           |          |            |          |          |          |          |            |          |          | L          | 20-27  |
| 11/10              | at Saints        |            |           |          |            |          |          |          |          |            |          |          | W          | 26-9   |
| 11/17              | at Panthers      |            |           |          |            |          |          |          |          |            |          |          | W          | 29-3   |
| 11/24              | Buccaneers       |            |           |          |            |          |          |          |          |            |          |          | L          | 22-35  |
| 11/28              | Saints           |            |           |          |            |          |          |          |          |            |          |          | L          | 18-26  |
| 12/08              | Panthers         |            |           |          |            |          |          |          |          |            |          |          | W          | 40-20  |
| 12/15              | at 49ers         |            |           |          |            |          |          |          |          |            |          |          | W          | 29-22  |
| 12/22              | Jaguars          |            |           |          |            |          |          |          |          |            |          |          | W          | 24-12  |
| 12/29              | at<br>Buccaneers |            |           |          |            |          |          |          |          |            |          |          | W          | 28-22+ |
| <b>2019 TOTALS</b> |                  | <b>0-0</b> | <b>0</b>  | <b>0</b> | <b>0.0</b> | <b>0</b> | <b>0</b> | <b>0</b> | <b>0</b> | <b>0.0</b> | <b>0</b> | <b>0</b> | <b>7-9</b> |        |

+ - Overtime

**2018 GAME-BY-GAME REGULAR-SEASON STATISTICS (LIONS)**

| DATE               | OPPONENT     | P/S        | RECEIVING |            |             |           |          | RUSHING  |          |            |          |          | W/L         | SCORE |
|--------------------|--------------|------------|-----------|------------|-------------|-----------|----------|----------|----------|------------|----------|----------|-------------|-------|
|                    |              |            | NO.       | YDS.       | AVG.        | LG        | TD       | NO.      | YDS.     | AVG.       | LG       | TD       |             |       |
| 09/10              | Jets         |            |           |            |             |           |          |          |          |            |          |          | L           | 17-48 |
| 09/16              | at 49ers     |            |           |            |             |           |          |          |          |            |          |          | L           | 27-30 |
| 09/23              | Patriots     |            |           |            |             |           |          |          |          |            |          |          | W           | 26-10 |
| 09/30              | at Cowboys   |            |           |            |             |           |          |          |          |            |          |          | L           | 24-26 |
| 10/07              | Packers      |            |           |            |             |           |          |          |          |            |          |          | W           | 31-23 |
| 10/21              | at Dolphins  |            |           |            |             |           |          |          |          |            |          |          | W           | 32-21 |
| 10/28              | Seahawks     | P          | 0         | 0          | 0.0         | 0         | 0        | 0        | 0        | 0.0        | 0        | 0        | L           | 14-28 |
| 11/04              | at Vikings   | P          | 0         | 0          | 0.0         | 0         | 0        | 0        | 0        | 0.0        | 0        | 0        | L           | 9-24  |
| 11/11              | at Bears     | P          | 1         | 6          | 6.0         | 6         | 0        | 0        | 0        | 0.0        | 0        | 0        | L           | 22-34 |
| 11/18              | Panthers     |            |           |            |             |           |          |          |          |            |          |          | W           | 20-19 |
| 11/22              | Bears        |            |           |            |             |           |          |          |          |            |          |          | L           | 16-23 |
| 12/02              | Rams         |            |           |            |             |           |          |          |          |            |          |          | L           | 16-30 |
| 12/09              | at Cardinals |            |           |            |             |           |          |          |          |            |          |          | W           | 17-3  |
| 12/16              | at Bills     | P          | 3         | 11         | 3.7         | 5         | 0        | 1        | 4        | 4.0        | 4        | 0        | L           | 13-14 |
| 12/23              | Vikings      | P          | 1         | 9          | 9.0         | 9         | 0        | 0        | 0        | 0.0        | 0        | 0        | L           | 9-27  |
| 12/30              | at Packers   | S          | 6         | 103        | 17.2        | 41        | 0        | 0        | 0        | 0.0        | 0        | 0        | W           | 31-0  |
| <b>2018 TOTALS</b> |              | <b>6-1</b> | <b>11</b> | <b>129</b> | <b>11.7</b> | <b>41</b> | <b>0</b> | <b>1</b> | <b>4</b> | <b>4.0</b> | <b>4</b> | <b>0</b> | <b>6-10</b> |       |

**2021 GAME-BY-GAME POSTSEASON STATISTICS (RAMS)**

| DATE               | OPPONENT         | P/S        | RECEIVING |          |            |          |          | RUSHING  |          |            |          |          | W/L        | SCORE |
|--------------------|------------------|------------|-----------|----------|------------|----------|----------|----------|----------|------------|----------|----------|------------|-------|
|                    |                  |            | NO.       | YDS.     | AVG.       | LG       | TD       | NO.      | YDS.     | AVG.       | LG       | TD       |            |       |
| 01/17              | Cardinals        | P          | 0         | 0        | 0.0        | 0        | 0        | 0        | 0        | 0.0        | 0        | 0        | W          | 34-11 |
| 01/23              | at<br>Buccaneers | P          | 0         | 0        | 0.0        | 0        | 0        | 0        | 0        | 0.0        | 0        | 0        | W          | 30-27 |
| 01/30              | 49ers            | P          | 0         | 0        | 0.0        | 0        | 0        | 0        | 0        | 0.0        | 0        | 0        | W          | 20-17 |
| 02/13              | at Bengals       | P          | 0         | 0        | 0.0        | 0        | 0        | 0        | 0        | 0.0        | 0        | 0        | W          | 23-20 |
| <b>2021 TOTALS</b> |                  | <b>4-0</b> | <b>0</b>  | <b>0</b> | <b>0.0</b> | <b>0</b> | <b>0</b> | <b>0</b> | <b>0</b> | <b>0.0</b> | <b>0</b> | <b>0</b> | <b>4-0</b> |       |



# DAVID QUESSENBERRY

(KWESS-en-berry)



# 76

## TACKLE

**Ht:** 6-5

**DOB:** 8-24-90

**Vikings Season:** 1

**Acquired:** FA '23

**Wt:** 310

**College:** San Jose State

**NFL Season:** 5

**2023 GP/GS**

8/1

**CAREER GP/GS**

59/27

**PLAYOFF GP/GS**

4/2

### KEY TRANSACTIONS

- Selected by the Houston Texans in the sixth round (176th overall) of the 2013 NFL Draft.
- Waived by the Texans on 9/2/17.
- Signed by the Texans to the practice squad on 9/3/17.
- Signed to the Texans active roster on 12/19/17.
- Waived by the Texans on 9/1/18.
- Signed by the Tennessee Titans to the practice squad on 9/11/18.
- Signed a reserve/future contract with the Titans on 1/1/19.
- Waived by the Titans on 10/7/19.
- Signed by the Titans to the practice squad on 10/8/19.
- Signed a reserve/future contract with the Titans on 1/20/20.
- Waived by the Titans on 9/5/20.
- Signed by the Titans to the practice squad on 9/6/20.
- Signed to the Titans active roster on 10/13/20.
- Signed by the Titans to the practice squad on 10/14/20.
- Signed to the Titans active roster on 10/24/20.
- Signed by the Titans to the practice squad on 10/26/20.
- Signed to the Titans active roster on 10/27/20.
- Signed a one-year contract with the Buffalo Bills on 4/21/22.
- Signed a one-year contract with the Bills on 3/21/23.
- Released by the Bills on 8/29/23.
- Signed by the Minnesota Vikings on 8/30/23.

### OFF THE FIELD

- Was diagnosed with non-Hodgkin's lymphoma in June 2014, returned to the Houston Texans practice squad in 2017 and made his NFL debut in Week 16 of the 2017 season.
- Won the Professional Football Writers of America's 2017 George Halas Award, given to a player, coach or staff member in the NFL who overcomes adversity to succeed.
- His father, David Sr., graduated from the Naval Academy in 1980 where he played football for the Midshipmen.
- His younger brother, Paul, played defensive end and linebacker for Navy.
- His youngest brother, Scott, was an offensive lineman at UCLA and currently plays for the Texans.
- He and his wife, Maegan, have a son, Teddy.
- Graduated from San Jose State in December 2012 with a degree in history.
- Attended the same high school as Head Coach Kevin O'Connell

### CAREER NOTES

- Has seen action in four postseason contests, starting two.

### 2023 | MINNESOTA VIKINGS

- Started at LT at Atlanta (11/5) for an injured Christian Darrisaw, playing all 75 offensive snaps.
- Made his Vikings debut against the Eagles (9/14).
- Inactive for the season opener against Tampa Bay (9/10).

## **2022 | BUFFALO BILLS**

- Played in 16 games during his debut season with the Bills, starting three, and appeared in both postseason contests.

## **2021 | TENNESSEE TITANS**

- Started all 17 games at right tackle.

## **2020 | TENNESSEE TITANS**

- Played in a career-high 12 games, making six starts at left tackle.
- Helped running back Derrick Henry become the eighth player in NFL history to eclipse 2,000 yards rushing in a season.
- Started the postseason contest at left tackle.

## **2019 | TENNESSEE TITANS**

- Played in four games as a reserve and snagged a touchdown reception.

## **2018 | TENNESSEE TITANS**

- Spent the final 15 games of the season with the Titans as a member of the practice squad.

## **2017 | HOUSTON TEXANS**

- Spent the majority of the season on the practice squad before being signed to the active roster in Week 16, appearing in the final two contests.

## **2013-16 | HOUSTON TEXANS**

- Did not see action, spending the season on the reserve/non football illness list.

## **COLLEGE - SAN JOSE STATE**

---

- Appeared in 49 games, starting the final 37 contests he appeared in at left tackle in four seasons at San Jose State (2009-12).
- As a senior in 2012, started all 12 games at left tackle and became the first offensive lineman in program history to play in the Senior Bowl after recording 32 touchdown-resulting blocks.
- Started all 12 games at left tackle as a junior in 2011.
- As a sophomore in 2010, started all 13 games after taking over left tackle duties. Also contributed on special teams as a punt protector and lineman on kick-scoring tries.
- Was placed on scholarship prior to the beginning of the 2010 season after walking on as a freshman.
- Played in all 12 games as a reserve offensive tackle and extra tight end and a redshirt freshman in 2009.

## **HONORS**

- All-WAC First Team (2012)
- Senior Bowl Participant (2012)
- Burlsworth Trophy Finalist (2012)
- All-WAC Second Team (2011)

## **PREP - LA COSTA CANYON (CALIF.)**

---

- Helped lead the Mavericks to a 7-4 record as a senior and a 9-3 mark as a junior.
- Also lettered in lacrosse.



### DAVID QUESSNBERRY'S NFL REGULAR SEASON STATISTICS

| DATE              | TEAM    | GP        | GS        |
|-------------------|---------|-----------|-----------|
| 2023              | Vikings | 8         | 1         |
| 2022              | Bills   | 16        | 3         |
| 2021              | Titans  | 17        | 17        |
| 2020              | Titans  | 12        | 6         |
| 2019              | Titans  | 4         | 0         |
| 2017              | Texans  | 2         | 0         |
| 2016              | Texans  | 0         | 0         |
| 2015              | Texans  | 0         | 0         |
| 2014              | Texans  | 0         | 0         |
| 2013              | Texans  | 0         | 0         |
| <b>NFL TOTALS</b> |         | <b>59</b> | <b>27</b> |

### DAVID QUESSNBERRY'S NFL POSTSEASON STATISTICS

| DATE              | TEAM   | GP       | GS       |
|-------------------|--------|----------|----------|
| 2022              | Bills  | 2        | 0        |
| 2021              | Titans | 1        | 1        |
| 2020              | Titans | 1        | 1        |
| 2019              | Titans | 0        | 0        |
| <b>NFL TOTALS</b> |        | <b>4</b> | <b>2</b> |

### 2023 GAME-BY-GAME REGULAR-SEASON STATISTICS (VIKINGS)

| DATE               | OPPONENT    | P/S        |                  | W/L        | SCORE |
|--------------------|-------------|------------|------------------|------------|-------|
| 09/10              | Buccaneers  |            | ON INACTIVE LIST | L          | 17-20 |
| 09/14              | at Eagles   | P          |                  | L          | 28-34 |
| 09/24              | Chargers    | P          |                  | L          | 24-28 |
| 10/01              | at Panthers | P          |                  | W          | 21-13 |
| 10/08              | Chiefs      | P          |                  | L          | 20-27 |
| 10/15              | at Bears    | P          |                  | W          | 19-13 |
| 10/23              | 49ers       | P          |                  | W          | 22-17 |
| 10/29              | at Packers  | P          |                  | W          | 24-10 |
| 11/05              | at Falcons  | S          |                  | W          | 31-28 |
| <b>2023 TOTALS</b> |             | <b>8-1</b> |                  | <b>5-4</b> |       |

**2022 GAME-BY-GAME REGULAR-SEASON STATISTICS (BILLS)**

| DATE               | OPPONENT    | P/S         | W/L         | SCORE  |
|--------------------|-------------|-------------|-------------|--------|
| 09/08              | at Rams     | P           | W           | 31-10  |
| 09/19              | Titans      | P           | W           | 41-7   |
| 09/25              | at Dolphins | P           | L           | 19-21  |
| 10/02              | at Ravens   | P           | W           | 23-20  |
| 10/09              | Steelers    | P           | W           | 38-3   |
| 10/16              | at Chiefs   | P           | W           | 24-20  |
| 10/30              | Packers     | S           | W           | 27-17  |
| 11/06              | at Jets     | S           | L           | 17-20  |
| 11/13              | Vikings     | P           | L           | 30-33+ |
| 11/20              | Browns      | P           | W           | 31-23  |
| 11/24              | at Lions    | P           | W           | 28-25  |
| 12/01              | at Patriots | S           | W           | 24-10  |
| 12/11              | Jets        | P           | W           | 20-12  |
| 12/17              | Dolphins    | P           | W           | 32-29  |
| 12/24              | at Bears    | P           | W           | 35-13  |
| 01/08              | Patriots    | P           | W           | 35-23  |
| <b>2022 TOTALS</b> |             | <b>16-3</b> | <b>13-3</b> |        |

+ - Overtime

**2021 GAME-BY-GAME REGULAR-SEASON STATISTICS (TITANS)**

| DATE               | OPPONENT    | P/S          | W/L         | SCORE  |
|--------------------|-------------|--------------|-------------|--------|
| 09/12              | Cardinals   | S            | L           | 13-38  |
| 09/19              | at Seahawks | S            | W           | 33-30+ |
| 09/26              | Colts       | S            | W           | 25-16  |
| 10/03              | at Jets     | S            | L           | 24-27+ |
| 10/10              | at Jaguars  | S            | W           | 37-19  |
| 10/18              | Bills       | S            | W           | 34-31  |
| 10/24              | Chiefs      | S            | W           | 27-3   |
| 10/31              | at Colts    | S            | W           | 34-31+ |
| 11/07              | at Rams     | S            | W           | 28-16  |
| 11/14              | Saints      | S            | W           | 23-21  |
| 11/21              | Texans      | S            | L           | 13-22  |
| 11/28              | at Patriots | S            | L           | 13-36  |
| 12/12              | Jaguars     | S            | W           | 20-0   |
| 12/19              | at Steelers | S            | L           | 13-19  |
| 12/23              | 49ers       | S            | W           | 20-17  |
| 01/02              | Dolphins    | S            | W           | 34-3   |
| 01/09              | at Texans   | S            | W           | 28-25  |
| <b>2021 TOTALS</b> |             | <b>17-17</b> | <b>12-5</b> |        |

+ - Overtime

**2020 GAME-BY-GAME REGULAR-SEASON STATISTICS (TITANS)**

| DATE               | OPPONENT   | P/S        |                | W/L         | SCORE  |
|--------------------|------------|------------|----------------|-------------|--------|
| 09/14              | at Broncos |            | PRACTICE SQUAD | W           | 16-14  |
| 09/20              | Jaguars    |            | PRACTICE SQUAD | W           | 33-30  |
| 09/27              | at Vikings |            | PRACTICE SQUAD | W           | 31-30  |
| 10/13              | Bills      |            | PRACTICE SQUAD | W           | 42-16  |
| 10/18              | Texans     |            | PRACTICE SQUAD | W           | 42-36+ |
| 10/25              | Steelers   |            | PRACTICE SQUAD | L           | 24-27  |
| 11/01              | at Bengals |            | PRACTICE SQUAD | L           | 20-31  |
| 11/08              | Bears      |            | PRACTICE SQUAD | W           | 24-17  |
| 11/12              | Colts      | P          |                | L           | 17-34  |
| 11/22              | at Ravens  | P          |                | W           | 30-24+ |
| 11/29              | at Colts   | S          |                | W           | 45-26  |
| 12/06              | Browns     | S          |                | L           | 35-41  |
| 12/13              | at Jaguars | S          |                | W           | 31-10  |
| 12/20              | Lions      | S          |                | W           | 46-25  |
| 12/27              | at Packers | S          |                | L           | 14-40  |
| 01/03              | at Texans  | S          |                | W           | 41-38  |
| <b>2020 TOTALS</b> |            | <b>8-6</b> |                | <b>11-5</b> |        |

+ - Overtime

**2019 GAME-BY-GAME REGULAR-SEASON STATISTICS (TITANS)**

| DATE               | OPPONENT    | P/S        |                | W/L        | SCORE |
|--------------------|-------------|------------|----------------|------------|-------|
| 09/08              | at Browns   | P          |                | W          | 43-13 |
| 09/15              | Colts       | P          |                | L          | 17-19 |
| 09/19              | at Jaguars  | P          |                | L          | 7-20  |
| 09/29              | at Falcons  | P          |                | W          | 24-10 |
| 10/06              | Bills       |            | INACTIVE       | L          | 7-14  |
| 10/13              | at Broncos  |            | DID NOT PLAY   | L          | 0-16  |
| 10/20              | Chargers    |            | DID NOT PLAY   | W          | 23-20 |
| 10/27              | Buccaneers  |            | DID NOT PLAY   | W          | 27-23 |
| 11/03              | at Panthers |            | DID NOT PLAY   | L          | 20-30 |
| 11/10              | Chiefs      |            | DID NOT PLAY   | W          | 35-32 |
| 11/24              | Jaguars     |            | NOT ON ROSTER  | W          | 42-20 |
| 12/01              | at Colts    |            | NOT ON ROSTER  | W          | 31-17 |
| 12/08              | at Raiders  |            | NOT ON ROSTER  | W          | 42-21 |
| 12/15              | Texans      |            | PRACTICE SQUAD | L          | 21-24 |
| 12/22              | Saints      |            | PRACTICE SQUAD | L          | 28-38 |
| 12/29              | at Texans   |            | PRACTICE SQUAD | W          | 35-14 |
| <b>2019 TOTALS</b> |             | <b>4-0</b> |                | <b>9-7</b> |       |

**2017 GAME-BY-GAME REGULAR-SEASON STATISTICS (TEXANS)**

| DATE               | OPPONENT    | P/S        |                | W/L         | SCORE |
|--------------------|-------------|------------|----------------|-------------|-------|
| 09/10              | Jaguars     |            | PRACTICE SQUAD | L           | 7-29  |
| 09/14              | at Bengals  |            | PRACTICE SQUAD | W           | 13-9  |
| 09/24              | at Patriots |            | PRACTICE SQUAD | L           | 33-36 |
| 10/01              | Titans      |            | PRACTICE SQUAD | W           | 57-14 |
| 10/08              | Chiefs      |            | PRACTICE SQUAD | L           | 34-42 |
| 10/15              | Browns      |            | PRACTICE SQUAD | W           | 33-17 |
| 10/29              | at Seahawks |            | PRACTICE SQUAD | L           | 38-41 |
| 11/05              | Colts       |            | PRACTICE SQUAD | L           | 14-20 |
| 11/12              | at Rams     |            | PRACTICE SQUAD | L           | 7-33  |
| 11/19              | Cardinals   |            | PRACTICE SQUAD | W           | 31-21 |
| 11/27              | at Ravens   |            | PRACTICE SQUAD | L           | 16-23 |
| 12/03              | at Titans   |            | PRACTICE SQUAD | L           | 13-24 |
| 12/10              | 49ers       |            | PRACTICE SQUAD | L           | 16-26 |
| 12/17              | at Jaguars  |            | PRACTICE SQUAD | L           | 7-45  |
| 12/25              | Steelers    | P          |                | L           | 6-34  |
| 12/31              | at Colts    | P          |                | L           | 13-22 |
| <b>2017 TOTALS</b> |             | <b>2-0</b> |                | <b>4-12</b> |       |

**2016 GAME-BY-GAME REGULAR-SEASON STATISTICS (TEXANS)**

| DATE               | OPPONENT    | P/S        |              | W/L        | SCORE  |
|--------------------|-------------|------------|--------------|------------|--------|
| 09/11              | Bears       |            | RESERVE/NFIL | W          | 23-14  |
| 09/18              | Chiefs      |            | RESERVE/NFIL | W          | 19-12  |
| 09/22              | at Patriots |            | RESERVE/NFIL | L          | 0-27   |
| 10/02              | Titans      |            | RESERVE/NFIL | W          | 27-20  |
| 10/09              | at Vikings  |            | RESERVE/NFIL | L          | 13-31  |
| 10/16              | Colts       |            | RESERVE/NFIL | W          | 26-23+ |
| 10/24              | at Broncos  |            | RESERVE/NFIL | L          | 9-27   |
| 10/30              | Lions       |            | RESERVE/NFIL | W          | 20-13  |
| 11/13              | at Jaguars  |            | RESERVE/NFIL | W          | 24-21  |
| 11/21              | at Raiders  |            | RESERVE/NFIL | L          | 20-27  |
| 11/27              | Chargers    |            | RESERVE/NFIL | L          | 13-21  |
| 12/04              | at Packers  |            | RESERVE/NFIL | L          | 13-21  |
| 12/11              | at Colts    |            | RESERVE/NFIL | W          | 22-17  |
| 12/18              | Jaguars     |            | RESERVE/NFIL | W          | 21-20  |
| 12/24              | Bengals     |            | RESERVE/NFIL | W          | 12-10  |
| 01/01              | at Titans   |            | RESERVE/NFIL | L          | 17-24  |
| <b>2016 TOTALS</b> |             | <b>0-0</b> |              | <b>9-7</b> |        |

+ - Overtime

**2015 GAME-BY-GAME REGULAR-SEASON STATISTICS (TEXANS)**

| DATE               | OPPONENT    | P/S        |              | W/L        | SCORE |
|--------------------|-------------|------------|--------------|------------|-------|
| 09/13              | Chiefs      |            | RESERVE/NFIL | L          | 20-27 |
| 09/20              | at Panthers |            | RESERVE/NFIL | L          | 17-24 |
| 09/27              | Buccaneers  |            | RESERVE/NFIL | W          | 19-9  |
| 10/04              | at Falcons  |            | RESERVE/NFIL | L          | 21-48 |
| 10/08              | Colts       |            | RESERVE/NFIL | L          | 20-27 |
| 10/18              | at Jaguars  |            | RESERVE/NFIL | W          | 31-20 |
| 10/25              | at Dolphins |            | RESERVE/NFIL | L          | 26-44 |
| 11/01              | Titans      |            | RESERVE/NFIL | W          | 20-6  |
| 11/16              | at Bengals  |            | RESERVE/NFIL | W          | 10-6  |
| 11/22              | Jets        |            | RESERVE/NFIL | W          | 24-17 |
| 11/29              | Saints      |            | RESERVE/NFIL | W          | 24-6  |
| 12/06              | at Bills    |            | RESERVE/NFIL | L          | 21-30 |
| 12/13              | Patriots    |            | RESERVE/NFIL | L          | 6-27  |
| 12/20              | at Colts    |            | RESERVE/NFIL | W          | 16-10 |
| 12/27              | at Titans   |            | RESERVE/NFIL | W          | 34-6  |
| 01/03              | Jaguars     |            | RESERVE/NFIL | W          | 30-6  |
| <b>2015 TOTALS</b> |             | <b>0-0</b> |              | <b>9-7</b> |       |

**2014 GAME-BY-GAME REGULAR-SEASON STATISTICS (TEXANS)**

| DATE               | OPPONENT    | P/S        |              | W/L        | SCORE  |
|--------------------|-------------|------------|--------------|------------|--------|
| 09/07              | Redskins    |            | RESERVE/NFIL | W          | 17-6   |
| 09/14              | at Raiders  |            | RESERVE/NFIL | W          | 30-14  |
| 09/21              | at Giants   |            | RESERVE/NFIL | L          | 17-30  |
| 09/28              | Bills       |            | RESERVE/NFIL | W          | 23-17  |
| 10/05              | at Cowboys  |            | RESERVE/NFIL | L          | 17-20+ |
| 10/09              | Colts       |            | RESERVE/NFIL | L          | 28-33  |
| 10/20              | at Steelers |            | RESERVE/NFIL | L          | 23-30  |
| 10/26              | at Titans   |            | RESERVE/NFIL | W          | 30-16  |
| 11/02              | Eagles      |            | RESERVE/NFIL | L          | 21-31  |
| 11/16              | at Browns   |            | RESERVE/NFIL | W          | 23-7   |
| 11/23              | Bengals     |            | RESERVE/NFIL | L          | 13-22  |
| 11/30              | Titans      |            | RESERVE/NFIL | W          | 45-21  |
| 12/07              | at Jaguars  |            | RESERVE/NFIL | W          | 27-13  |
| 12/14              | at Colts    |            | RESERVE/NFIL | L          | 10-17  |
| 12/21              | Ravens      |            | RESERVE/NFIL | W          | 25-13  |
| 12/28              | Jaguars     |            | RESERVE/NFIL | W          | 23-17  |
| <b>2014 TOTALS</b> |             | <b>0-0</b> |              | <b>9-7</b> |        |

+ - Overtime

**2013 GAME-BY-GAME REGULAR-SEASON STATISTICS (TEXANS)**

| DATE               | OPPONENT     | P/S        |                 | W/L         | SCORE  |
|--------------------|--------------|------------|-----------------|-------------|--------|
| 09/09              | at Chargers  |            | INJURED RESERVE | W           | 31-28  |
| 09/15              | Titans       |            | INJURED RESERVE | W           | 30-24+ |
| 09/22              | at Ravens    |            | INJURED RESERVE | L           | 9-30   |
| 09/29              | Seahawks     |            | INJURED RESERVE | L           | 20-23+ |
| 10/06              | at 49ers     |            | INJURED RESERVE | L           | 3-34   |
| 10/13              | Rams         |            | INJURED RESERVE | L           | 13-38  |
| 10/20              | at Chiefs    |            | INJURED RESERVE | L           | 16-17  |
| 11/03              | Colts        |            | INJURED RESERVE | L           | 24-27  |
| 11/10              | at Cardinals |            | INJURED RESERVE | L           | 24-27  |
| 11/17              | Raiders      |            | INJURED RESERVE | L           | 23-28  |
| 11/24              | Jaguars      |            | INJURED RESERVE | L           | 6-13   |
| 12/01              | Patriots     |            | INJURED RESERVE | L           | 31-34  |
| 12/05              | at Jaguars   |            | INJURED RESERVE | L           | 20-27  |
| 12/15              | at Colts     |            | INJURED RESERVE | L           | 3-25   |
| 12/22              | Broncos      |            | INJURED RESERVE | L           | 13-37  |
| 12/29              | at Titans    |            | INJURED RESERVE | L           | 10-16  |
| <b>2013 TOTALS</b> |              | <b>0-0</b> |                 | <b>2-14</b> |        |

+ - Overtime

**2022 GAME-BY-GAME POSTSEASON STATISTICS (BILLS)**

| DATE               | OPPONENT | P/S        |  | W/L        | SCORE |
|--------------------|----------|------------|--|------------|-------|
| 01/15              | Dolphins | P          |  | W          | 34-31 |
| 01/22              | Bengals  | P          |  | L          | 10-27 |
| <b>2022 TOTALS</b> |          | <b>2-0</b> |  | <b>1-1</b> |       |

**2021 GAME-BY-GAME POSTSEASON STATISTICS (TITANS)**

| DATE               | OPPONENT | P/S        |  | W/L        | SCORE |
|--------------------|----------|------------|--|------------|-------|
| 01/22              | Bengals  | S          |  | L          | 16-19 |
| <b>2021 TOTALS</b> |          | <b>1-1</b> |  | <b>0-1</b> |       |

**2020 GAME-BY-GAME POSTSEASON STATISTICS (TITANS)**

| DATE               | OPPONENT | P/S        |  | W/L        | SCORE |
|--------------------|----------|------------|--|------------|-------|
| 01/10              | Ravens   | S          |  | L          | 13-20 |
| <b>2020 TOTALS</b> |          | <b>1-1</b> |  | <b>0-1</b> |       |

**2019 GAME-BY-GAME POSTSEASON STATISTICS (TITANS)**

| DATE               | OPPONENT    | P/S        |                | W/L        | SCORE |
|--------------------|-------------|------------|----------------|------------|-------|
| 01/04              | at Patriots |            | PRACTICE SQUAD | W          | 20-13 |
| 01/11              | at Ravens   |            | PRACTICE SQUAD | W          | 28-12 |
| 01/19              | at Chiefs   |            | PRACTICE SQUAD | L          | 24-35 |
| <b>2019 TOTALS</b> |             | <b>0-0</b> |                | <b>2-1</b> |       |



# DALTON RISNER

(RISE-ner)

# 66

## GUARD

**Ht:** 6-5

**DOB:** 7-13-95

**Vikings Season:** 1

**Acquired:** FA '23

**Wt:** 312

**College:** Kansas State

**NFL Season:** 5



**2023 GP/GS**

7/3

**CAREER GP/GS**

69/65

**PLAYOFF GP/GS**

0/0

### KEY TRANSACTIONS

- Selected by the Denver Broncos in the second round (41st overall) of the 2019 NFL Draft.
- Signed by the Vikings on 9/19/23.

### OFF THE FIELD

- Son of Mitch and Melinda Risner.
- Born July 13, 1995, in Branson, Mo.
- Has four siblings, Austin, Taylor, Kaeson and Shelden. Taylor played defensive back at Northern Colorado.
- Married his wife, Whitney, June 19, 2022.
- Majored in communications studies.
- Involved in many charitable projects during his college career, most of which was of his own initiative.
- Founded The RisnerUp Foundation, created to positively impact others through love and kindness.
- Has a children's book called Rise Up, which shares his Christian-based message to make the world a better place.

### CAREER NOTES

#### 2023 | MINNESOTA VIKINGS

- Has played 100% of Minnesota's offensive snaps in each of the three games he has started this season (Weeks 7-9).
- Made his first-career start for the Vikings, starting at left guard against San Francisco in Week 7 (10/23).
- Played his first offensive snaps as a Viking in Week 6 at Chicago, entering the game when starting LG Ezra Cleveland left the field with an injury.
- Made his Vikings debut in Week 3 against the Chargers, seeing action on special teams.

#### 2022 | DENVER BRONCOS

- Started all 15 games in which he appeared in 2022.

#### 2021 | DENVER BRONCOS

- Started all 15 games in which he appeared in 2021.

#### 2020 | DENVER BRONCOS

- Started each of the Broncos' 16 games.

#### 2019 | DENVER BRONCOS

- Started each of the Broncos' 16 games as a rookie.

### HONORS

- 6x First-Team All-American - Athlon, CBS Sports, ESPN, Pro Football Focus, Sporting News, USA TODAY (2018)
- 7x Second-Team All-American - AFCA, Associated Press, Football Writers Association of America, Phil Steele, Sports Illustrated, The Athletic, Walter Camp Foundation (2018)
- Big 12 Offensive Lineman of the Year - Coaches (2018)
- 2x First Team All-Big 12 - Coaches, Associated Press (2018)
- Campbell Trophy Finalist (2018)
- Jason Witten Collegiate Man of the Year Finalist (2018)
- Wuerffel Trophy Finalist (2018)
- Senior CLASS Award Finalist (2018)
- AFCA Good Works Team (2018)
- Lombardi Award Finalist (2018)
- First-Team All-American - Pro Football Focus (2017)
- Second-Team All-American - CBSsports.com (2017)
- 3x First-Team All-Big 12 - Coaches, Associated Press, Phil Steele (2017)
- 4x First-Team All-Big 12 - Coaches, ESPN.com, Phil Steele, Pro Football Focus (2016)
- Second-Team All-Big 12 - Associated Press (2016)
- All-Big 12 Underclassmen Team - ESPN.com (2016)
- First-Team Academic All-Big 12 (2016-18)
- First-Team Freshman All-American - Campus Insiders (2015)
- Second-Team Freshman All-American - Athlon, Scout (2015)
- Second-Team Academic All-Big 12 (2015)

### COLLEGE - KANSAS STATE

- Three-year team captain at Kansas State, one of just five in school history.
- Became just the fourth offensive lineman in Big 12 history to earn first-team all-conference honors in three-consecutive seasons.
- Started 50 of the Wildcats' 51 games during his collegiate career, playing the first 13 games of his career at center, before moving to right tackle due to team need.

### PREP - WIGGINS

- Played under head coach and father Mitch Risner.
- Rated the nation's sixth-best center and the fifth-best player in the state by Rivals, and the nation's seventh-best center according to ESPN.
- Named one of the Denver Post's top-25 players in the state during the 2013 season and was an all-state selection by the organization in 2012.
- Named an all-state player by Root Sports in 2012 and 2013.
- Selected to play in the Offense-Defense All-American Bowl and the U-19 International Bowl between Team USA and Canada Football.
- Also placed fifth in the state in shot put in 2012 and participated in basketball.

### 2023 GAME-BY-GAME REGULAR-SEASON STATISTICS (VIKINGS)

| DATE               | OPPONENT    | P/S        |               | W/L        | SCORE |
|--------------------|-------------|------------|---------------|------------|-------|
| 09/10              | Buccaneers  |            | NOT ON ROSTER | L          | 17-20 |
| 09/14              | at Eagles   |            | NOT ON ROSTER | L          | 28-34 |
| 09/24              | Chargers    | P          |               | L          | 24-28 |
| 10/01              | at Panthers | P          |               | W          | 21-13 |
| 10/08              | Chiefs      | P          |               | L          | 20-27 |
| 10/15              | at Bears    | P          |               | W          | 19-13 |
| 10/23              | 49ers       | S          |               | W          | 22-17 |
| 10/29              | at Packers  | S          |               | W          | 24-10 |
| 11/05              | at Falcons  | S          |               | W          | 31-28 |
| <b>2023 TOTALS</b> |             | <b>7-3</b> |               | <b>5-4</b> |       |





# JAQUELIN ROY

(juh-KWAY-lin)

# 93

**DEFENSIVE LINEMAN**

**Ht:** 6-3

**DOB:** 10-22-00

**Vikings Season:** Rookie

**Acquired:** D5a '23

**Wt:** 305

**College:** LSU

**NFL Season:** Rookie



**2023 GP/GS**

6/1

**CAREER GP/GS**

6/1

**PLAYOFF GP/GS**

0/0

## KEY TRANSACTIONS

- Drafted in the fifth round (141st overall) of the 2023 NFL Draft out of LSU.

## OFF THE FIELD

- Played his high school football games just steps away from LSU's Charles McClendon Practice Facility.
- Majored in sports administration.

## CAREER NOTES

### 2023 | MINNESOTA VIKINGS

- Logged a tackle for loss in Week 9 at Atlanta (11/5).
- Matched his season high with three tackles in Week 8 at Green Bay (10/29). Also recorded a quarterback hurry.
- Recorded his first-career NFL tackle in Week 7 against the 49ers (10/23).
- Inactive Week 6 at Chicago (10/15).
- Got his first-career start at Carolina (10/1), recording three tackles.
- Made his NFL debut against the Chargers in Week 3, seeing action on both defense and special teams.
- Inactive in Week 2 against the Eagles (9/14).
- Inactive for the season opener against Tampa Bay (9/10).

### COLLEGE - LSU

- Baton Rouge product who emerged as a defensive line standout for the Tigers as a junior.
- Opted to forgo his senior season and entered the 2023 NFL Draft.
- Appeared in 35 games with 13 starts, including 12 as a junior in 2022.
- 97 career tackles to go with 13.5 tackles for loss and four sacks.
- Recovered three fumbles and had eight quarterback hurries during his Tiger tenure.

### HIGH SCHOOL - UNIVERSITY HIGH (LA.)

- Won back-to-back state titles with U-High in 2017 and 2018, as the Cubs went undefeated both years.
- Four-star prospect by 247Sports and Rivals.
- Ranked No. 71 on the ESPN-300 list.
- The top recruit in the state of Louisiana by 247Sports.
- Listed as the nation's fifth-best defensive tackle and the No. 49 overall prospect by 247Sports.
- As a senior, had 96 tackles, 17 tackles for loss and nine sacks as the Cubs advanced to the state semifinals.
- Coached by Andy Martin.

**JAQUELIN ROY'S NFL REGULAR SEASON DEFENSIVE STATISTICS**

| DATE              | TEAM    | GP       | TACKLES  |          |          |          |          |          |            | INTERCEPTIONS |          |          |          |          | O. FUMB  |          |          |          | ST       |          |          |          | MISC     |          |          |          |   |
|-------------------|---------|----------|----------|----------|----------|----------|----------|----------|------------|---------------|----------|----------|----------|----------|----------|----------|----------|----------|----------|----------|----------|----------|----------|----------|----------|----------|---|
|                   |         |          | GS       | TK       | S        | A        | TFL      | YDS      | SK         | YDS           | QBH      | NO       | YDS      | LG       | TD       | PD       | FF       | FR       | TD       | YDS      | TK       | S        | A        | FF       | FR       | S        | A |
| 2023              | Vikings | 6        | 1        | 8        | 3        | 5        | 1        | 0        | 0.0        | 0.0           | 1        | 0        | 0        | 0        | 0        | 0        | 0        | 0        | 0        | 0        | 0        | 0        | 0        | 0        | 0        | 0        | 0 |
| <b>NFL TOTALS</b> |         | <b>6</b> | <b>1</b> | <b>8</b> | <b>3</b> | <b>5</b> | <b>1</b> | <b>0</b> | <b>0.0</b> | <b>0.0</b>    | <b>1</b> | <b>0</b> | <b>0</b> | <b>0</b> | <b>0</b> | <b>0</b> | <b>0</b> | <b>0</b> | <b>0</b> | <b>0</b> | <b>0</b> | <b>0</b> | <b>0</b> | <b>0</b> | <b>0</b> | <b>0</b> |   |

**SINGLE-GAME HIGHS: DEFENSIVE**

**Total Tackles**      3 at GB, Oct 29, 2023      **Tackles For Loss**      1 at ATL, Nov 05, 2023  
                                  ...1 more at 3.

**Solo Tackles**      1 at ATL, Nov 05, 2023  
                                  ...2 more at 1.

**2023 GAME-BY-GAME REGULAR-SEASON STATISTICS (VIKINGS)**

| DATE               | OPPONENT    | P/S        | TACKLES          |          |          |            |            |          |          | INTERCEPTIONS |          |          |          |          | O. FUMB  |          |          |          | ST       |          |          |          | MISC     |          |          |            |       |       |
|--------------------|-------------|------------|------------------|----------|----------|------------|------------|----------|----------|---------------|----------|----------|----------|----------|----------|----------|----------|----------|----------|----------|----------|----------|----------|----------|----------|------------|-------|-------|
|                    |             |            | TK               | S        | A        | SK         | YDS        | TFL      | YDS      | QBH           | NO       | YDS      | LG       | TD       | PD       | FF       | FR       | TD       | YDS      | TK       | S        | A        | FF       | FR       | S        | A          | W/L   | SCORE |
| 09/10              | Buccaneers  |            | ON INACTIVE LIST |          |          |            |            |          |          |               |          |          |          |          |          |          |          |          |          |          |          |          |          |          |          | L          | 17-20 |       |
| 09/14              | at Eagles   |            | INACTIVE         |          |          |            |            |          |          |               |          |          |          |          |          |          |          |          |          |          |          |          |          |          |          | L          | 28-34 |       |
| 09/24              | Chargers    | P          | 0                | 0        | 0        | 0.0        | 0.0        | 0        | 0        | 0             | 0        | 0        | 0        | 0        | 0        | 0        | 0        | 0        | 0        | 0        | 0        | 0        | 0        | 0        | 0        | 0          | L     | 24-28 |
| 10/01              | at Panthers | S          | 3                | 0        | 3        | 0.0        | 0.0        | 0        | 0        | 0             | 0        | 0        | 0        | 0        | 0        | 0        | 0        | 0        | 0        | 0        | 0        | 0        | 0        | 0        | 0        | 0          | W     | 21-13 |
| 10/08              | Chiefs      | P          | 0                | 0        | 0        | 0.0        | 0.0        | 0        | 0        | 0             | 0        | 0        | 0        | 0        | 0        | 0        | 0        | 0        | 0        | 0        | 0        | 0        | 0        | 0        | 0        | L          | 20-27 |       |
| 10/15              | at Bears    |            | ON INACTIVE LIST |          |          |            |            |          |          |               |          |          |          |          |          |          |          |          |          |          |          |          |          |          |          | W          | 19-13 |       |
| 10/23              | 49ers       | P          | 1                | 1        | 0        | 0.0        | 0.0        | 0        | 0        | 0             | 0        | 0        | 0        | 0        | 0        | 0        | 0        | 0        | 0        | 0        | 0        | 0        | 0        | 0        | 0        | W          | 22-17 |       |
| 10/29              | at Packers  | P          | 3                | 1        | 2        | 0.0        | 0.0        | 0        | 0        | 1             | 0        | 0        | 0        | 0        | 0        | 0        | 0        | 0        | 0        | 0        | 0        | 0        | 0        | 0        | 0        | W          | 24-10 |       |
| 11/05              | at Falcons  | P          | 1                | 1        | 0        | 0.0        | 0.0        | 1        | 0        | 0             | 0        | 0        | 0        | 0        | 0        | 0        | 0        | 0        | 0        | 0        | 0        | 0        | 0        | 0        | 0        | W          | 31-28 |       |
| <b>2023 TOTALS</b> |             | <b>6-1</b> | <b>8</b>         | <b>3</b> | <b>5</b> | <b>0.0</b> | <b>0.0</b> | <b>1</b> | <b>0</b> | <b>1</b>      | <b>0</b> | <b>0</b> | <b>0</b> | <b>0</b> | <b>0</b> | <b>0</b> | <b>0</b> | <b>0</b> | <b>0</b> | <b>0</b> | <b>0</b> | <b>0</b> | <b>0</b> | <b>0</b> | <b>0</b> | <b>5-4</b> |       |       |



# AUSTIN SCHLOTTMANN

(SHLOTE-man)



# 65

## CENTER

**Ht:** 6-6

**DOB:** 9-18-95

**Vikings Season:** 2

**Acquired:** FA '22

**Wt:** 300

**College:** TCU

**NFL Season:** 5

**2023 GP/GS**

6/3

**CAREER GP/GS**

64/14

**PLAYOFF GP/GS**

0/0

### KEY TRANSACTIONS

- Signed by the Denver Broncos as a undrafted free agent on 5/1/18.
- Waived by Denver on 9/1/18.
- Signed to the Broncos practice squad on 9/2/18.
- Signed to a full contract by the Broncos on 12/31/18.
- Waived by the Broncos on 8/31/21.
- Signed by the Broncos on 11/9/21.
- Signed with the Minnesota Vikings on 3/18/22.

### OFF THE FIELD

- Pronounced SHLOTE-man
- Born Sept. 18, 1995.

### CAREER NOTES

#### 2023 | MINNESOTA VIKINGS

- Active, but did not play in Weeks 6, 7 and 9.
- Did not start vs. Kansas City (10/8) but played one offensive snap when starting center Garrett Bradbury briefly left the field.
- Started at center in Weeks 2-4, playing 100% of the Vikings offensive snaps.
- Made his season debut in Week 1 against Tampa Bay (9/10), entering the game for an injured Garrett Bradbury.

#### 2022 | MINNESOTA VIKINGS

- Saw action in Week 11 against Dallas.
- Recorded his first start with the Vikings in Week 14 at Detroit.
- Started and played every offensive snap in Week 15 against the Colts.
- Made his 10th career start in Week 16 against the New York Giants.
- Started at center and played five snaps before getting injured in Week 17 at Green Bay.

#### 2021 | DEVER BRONCOS

- Appeared in 10 games for the Broncos during the 2021 season, helping RB Melvin Gordon III (918) and rookie RB Javonte Williams (903) to 900-plus-yard seasons, becoming the first running back duo since Houston Texans RBs Arian Foster (1,224) and Ben Tate (942) in 2011 to accomplish this feat.

#### 2020 | DEVER BRONCOS

- Appeared in all 16 games with Denver, making two starts at right guard.
- Allowed just one sack and was called for zero penalties.

#### 2019 | DEVER BRONCOS

- Played in all 16 games (four starts) after making the team out of training camp.
- Saw action as a reserve offensive lineman in games 1-12.

**2018 | DEVER BRONCOS**

- Entered the NFL as a college free agent on May 1 and spent his entire rookie season on Denver’s practice squad.

**COLLEGE - TCU**

- Appeared in 51 games (29 starts) at Texas Christian University.
- 2017 Honorable-Mention All-Big 12 as a senior. Made eight starts at center and six at right guard.
- Started 11 games as a junior and was chosen to the Big-12 Second Team despite missing two conference games.
- Played 13 games (4 starts) as a sophomore, earning starts at center and right guard.
- Saw action in all 13 games as a true freshman.

**PREP - BRENHAM (TEXAS)**

- Was a three-star recruit and ranked No. 5 in Texas and No. 35 nationally for offensive tackles by Scout.com.
- Teammates with WR Courtland Sutton while in high school.
- Did not allow a sack his senior season.

**2023 GAME-BY-GAME REGULAR-SEASON STATISTICS (VIKINGS)**

| DATE               | OPPONENT    | P/S        |                           | W/L        | SCORE |
|--------------------|-------------|------------|---------------------------|------------|-------|
| 09/10              | Buccaneers  | P          |                           | L          | 17-20 |
| 09/14              | at Eagles   | S          |                           | L          | 28-34 |
| 09/24              | Chargers    | S          |                           | L          | 24-28 |
| 10/01              | at Panthers | S          |                           | W          | 21-13 |
| 10/08              | Chiefs      | P          |                           | L          | 20-27 |
| 10/15              | at Bears    |            | DID NOT PLAY (NON-INJURY) | W          | 19-13 |
| 10/23              | 49ers       |            | DID NOT PLAY (NON-INJURY) | W          | 22-17 |
| 10/29              | at Packers  | P          |                           | W          | 24-10 |
| 11/05              | at Falcons  |            | DID NOT PLAY (NON-INJURY) | W          | 31-28 |
| <b>2023 TOTALS</b> |             | <b>6-3</b> |                           | <b>5-4</b> |       |



# HARRISON SMITH

# 22

## SAFETY



**Ht:** 6-2

**DOB:** 2-2-89

**Vikings Season:** 12

**Acquired:** D1b '12

**Wt:** 211

**College:** Notre Dame

**NFL Season:** 12

**2023 GP/GS**

9/9

**CAREER GP/GS**

168/167

**PLAYOFF GP/GS**

7/7

### KEY TRANSACTIONS

- Drafted in the first round (29th overall) of the 2012 NFL Draft by the Vikings.
- Signed to a four-year contract with Minnesota on 5/31/12.
- Placed on IR by Minnesota on 10/18/13.
- Activated from IR on 12/14/13.
- Re-signed to a five-year extension with Minnesota on 6/6/16.

### OFF THE FIELD

- Married wife, Madison, in spring 2021. The couple welcomed their first child, Eleanor, in May 2022.
- Hosts annual Kickin' It With Harrison dodgeball event at the team's headquarters that welcomes Big Brothers Big Sisters Twin Cities, an organization he supports year-round.
- Hosted the Thielen Foundation Charity Softball Game in May 2023 to help raise money for Thielen Foundation and Big Brothers Big Sisters Twin Cities.
- Earned his pilot's license at a local Minnesota airport, attending classes and lessons during the offseason.
- Flew a 1944 B-25 Mitchell Bomber during a visit to the Fagan Fighters World War II Museum in Granite Falls, Minnesota in 2019.
- Graduated with a management-entrepreneurship degree in 2011 and played senior season as a graduate student.
- His grandfather served in the U.S. Navy.
- His cousin, Elaine Hendrix, is an actress and has appeared in such films and shows as *Friends*, *NCIS* and *The Parent Trap*.

### HONORS

- Vikings Rookie of the Year (2012).
- NFC Defensive Player of the Week (Week 16, 2017).
- *Associated Press* First-Team All-Pro (2017).
- *AP* Second-Team All-Pro (2018).
- Pro Football Writers of America First-Team All-Pro (2017).
- PFWA All-NFL & All-NFC (2017).
- PFWA All-Rookie (2012).
- Pro Football Weekly All-Rookie (2012).
- Sporting News First-Team All-Pro (2017).
- Pro Bowl (6x - 2015, 2016, 2017, 2018, 2021).
- Minnesota Football Honors Vikings Defensive Player of the Year (2x - 2017, 2020).

### CAREER NOTES

- Selected 29th overall in 2012 by the Vikings.
- Became just the third Notre Dame player and third defensive back chosen by the Vikings in the first round in team history.
- Signed contract extension in 2016 and in 2021 offseason.
- Has more sacks (16.5) than any other defensive back in franchise history.
- Has four career interception return TDs, a Vikings franchise record.
- Tied Vikings rookie record with two interception return TDs on the season and was one shy of the team record for a season.
- Became first Vikings rookie safety to start all 16 games.
- Since entering the league in 2012, Smith has recorded 33 interceptions, tied with CB Richard Sherman for the most in the NFL during that span.

## 2023 | MINNESOTA VIKINGS

- Named team captain for the 2023 season for the fourth time in his career.
- One of six players in the NFL and the only DB to boast a season stat line of at least 60 total tackles and 3.0 sacks through the first nine weeks.
- Logged six tackles in both Week 8 at Green Bay (10/29) and Week 9 at Atlanta (11/5).
- Against the 49ers in Week 7, had six total tackles, one pass defended and forced his third fumble this season. His three forced fumbles through the first seven games of 2023 tied his career high for forced fumbles in a single season (2019).
- Totaled a team-leading 14 tackles (eight solo), 3.0 sacks and a forced fumble against the Panthers in Week 4, including the fourth strip sack of his career, which was returned for a touchdown.
- Became the first player in NFL history since at least 1994 to record 14 tackles, 3.0 sacks and force a fumble in a game.
- Against the Chargers (9/24), Smith made his 161st-career start, passing LBs Scott Studwell and Roy Winston for the fourth most starts by a Vikings defender in team history. Only DE Jim Marshall (270), DE Carl Eller (201) and DE/DT Kevin Williams (171) have started more games.
- Smith had four tackles and forced the 10th fumble of his career in the Week 3 matchup with Los Angeles.
- One of three Vikings defenders to play each of the team's 77 defensive snaps against the Eagles (9/14).
- Combined for six tackles in Philadelphia.
- Started the season opener against Tampa Bay (9/10), recording four total tackles.

## 2022 | MINNESOTA VIKINGS

- Intercepted QB Aaron Rodgers in Week 1, marking Smith's second career interception of Rodgers. The other came in 2012 as a rookie on Dec. 2, 2012. Smith has now recorded 29 career interceptions. He finished the game with seven total tackles (five solo) and one pass defended.
- Tied his career-high in tackles (13) in Week 2 at Philadelphia
- Played in his 150th career game in Week 6 at Miami and picked off Dolphins QB Teddy Bridgewater for his 31st career interception, the most among active safeties in the NFL. He is now tied with Nate Wright for the fifth-most in franchise history. Smith has also now recorded at least one INT in two consecutive matchups against the Dolphins.
- Started his 150th career game against the Cardinals and recorded six tackles, one interception and one pass defended, tying Paul Krause for most starts by a Vikings safety. It also tied Krause and John Randle for 14th in overall career starts in franchise history.
- Started in his 151st game, setting the franchise record for career starts by a Vikings safety, passing Paul Krause (150). Smith finished the game with four total tackles (two solo) and an interception. He has now recorded one interception in each of the teams last three games, marking the first time in his career where he has recorded three games in a row with at least one INT.
- Picked off QB Mike White for his 34th career interception in Week 13 against the Jets, marking his fifth on the season and tying his single-season high. Smith now leads all active players in the NFL in interceptions and ranks fifth in franchise history. He finished the game with eight total tackles (six solo), three passes defended and one interception, marking the first time in his career he has posted this stat line.

## 2021 | MINNESOTA VIKINGS

- Started season opener at Cincinnati (9/12) and had a sack.
- Posted nine tackles at Arizona (9/19) and eight tackles against Seattle (9/26), which ranked as the second-most on the team in both games.
- Recorded his second consecutive eight-tackle game against the Browns (10/3).
- Led the team in tackles with nine against the Lions (10/10), Panthers (10/17) and Cowboys (10/31).
- Missed the last two games on the Reserve/COVID-19 list.
- Sacked Aaron Rodgers and extended his franchise record for sacks among DBs to 15.5. (11/21)
- Notched his 29th career interception against the 49ers (11/28), tying Carl Lee for sixth all-time in Vikings history.
- Tied his single-season career high in sacks (3.0) with a takedown of Ben Roethlisberger against the Steelers (12/9), pushing his franchise record of sacks by a DB to 16.5.
- Eclipsed the 100 tackle mark against the Rams (12/26) for just the fourth time in his career, his first since 2016.

## 2020 | MINNESOTA VIKINGS

- Started all 16 games for the 5th time in his career.
- Capped season by leading team with 9 tackles and grabbing 5th INT of the season at Detroit (1/3/21), the 28th of his career.
- Had 3rd INT of 2020 on Monday Night Football at Chicago (11/16).
- Snared 1st INT of the season vs. Tennessee (9/27) and grabbed 2nd INT of season vs. Detroit (11/8).
- Started season-opener vs. Green Bay (9/13), his 9th straight Vikings opening-day start.

## 2019 | MINNESOTA VIKINGS

- Started all 15 games in which he appeared, finishing with 84 tackles and set career-highs with three forced fumbles and two fumble recoveries.
- Led the Vikings in Week 1 with nine tackles against Atlanta (9/8), moving into fifth place all-time among Vikings defensive backs with 703 career tackles in what was his 100th career game.
- In his 100th career start, became the first Viking since Antoine Winfield (10/6/08 at New Orleans) to record a pass breakup, forced

fumble, fumble recovery and tackle for loss in a game, doing so at Green Bay (9/15) all in the first half.

- Had seven solo tackles at Detroit, topping 500 career solo tackles.
- Led the defense with eight tackles (6 solo) at Kansas City (11/3), while recording his 13th-career sack and one forced fumble.
- Made four total tackles (2 solo) and one quarterback hit vs. Denver (11/17) before exiting with a hamstring injury.
- Grabbed the 22nd interception of his career vs. Detroit (12/8), moving into a tie for seventh on the franchise interception list.
- Recorded six tackles, one tackle for loss, one fumble recovery, one interception and one pass defended at LA Chargers (12/15), en route to surpassing Antoine Winfield for third-most tackles by a defensive back in franchise history.
- Set career high with his third forced fumble of season vs. Green Bay (12/23).
- Led Minnesota with a postseason career-high 11 tackles (8 solo) in its Wild Card win at New Orleans (1/5/20).
- Had eight tackles in the Divisional game at San Francisco (1/11/20).

## 2018 | MINNESOTA VIKINGS

- Started all 16 games for the second consecutive season and the fourth time in his career, earning Second-Team Associated Press All-Pro honors and his fourth consecutive trip to the Pro Bowl.
- Set career highs in solo tackles (75) and tackles for loss (11) and tied career highs in sacks (3.0) and quarterback hurries (10).
- Became the first player since Landon Collins and Ryan Shazier in 2016 to record three interceptions and 3.0 sacks in a single season.
- Became the only player in franchise history with four career interception returns of 50+ yards by intercepting Sam Darnold in Week 7.
- Awarded NFC Defensive Player of the Week vs. San Francisco (9/9), where he became the Vikings career sacks leader by a DB (10.0) when he caught Jimmy Garoppolo in the fourth quarter. Also had eight tackles (7 solo) and a game-sealing interception.
- Recorded his third sack of the season vs. Arizona (10/14), tying his career-high season total set in 2014. Totaled five tackles (3 solo) one quarterback hurry, two passes defended and one interception at NY Jets (10/21). Returned his third quarter interception of Sam Darnold 52 yards, the fourth interception return of 50+ yards in his career, a franchise record.
- Grabbed his third interception of the year vs. New Orleans (10/28), forcing Drew Brees' first interception of the 2018 season and becoming the 10th Viking with 20+ interceptions.
- Notched seven tackles (6 solo), one pass breakup and two tackles for loss at Detroit (12/23), the only NFL defensive back with three games of at least two tackles for loss in 2018.
- Recorded his 11th tackle for loss of the season vs. Chicago (12/30), setting a new single-season high.

## 2017 | MINNESOTA VIKINGS

- Started all 16 games for the third time in his career and totaled 93 tackles with a team-high five interceptions, earning AP All-Pro honors, a trip to the Pro Bowl and All-NFL and All-NFC honors by PFWA.
- Became the second defensive back in 2017 to record a sack and an interception in the same game, totaling five tackles (4 solo) 1.5 sacks, two tackles for loss, four quarterback hurries, one interception and two passes defense vs. Green Bay (10/15).
- Recorded 10 tackles (7 solo), two quarterback hurries, a tackle for loss and a pass breakup vs. Cleveland (10/29) at Twickenham Stadium in London, England, as a part of the NFL's International Series.
- Posted four tackles (2 solo) and a tackle for loss vs. Cincinnati (12/17) to help the Vikings clinch the NFC North title.
- Had a standout performance at Green Bay (12/23) as the Vikings forced their first shutout of the Packers since 1971, totaling seven tackles (6 solo) and two interceptions.
- Made six tackles (4 solo), 1.0 sack, one tackle for loss and one quarterback hurry vs. New Orleans (1/14/18) in the Vikings Divisional Round victory.
- Had six solo tackles at Philadelphia (1/21/18) in NFC title game.

## 2016 | MINNESOTA VIKINGS

- Played through an ankle injury and totaled 104 tackles and 2.0 sacks in 14 games, all starts, to earn his second career Pro Bowl.
- Had nine tackles (6 solo), one tackle for loss and one pass defended at Tennessee (9/11), the first game in his home state since high school.
- Posted his second double-digit tackle performance of the season, tallying 10 total tackles (9 solo) and his second sack of the year vs. Arizona (11/20).
- Returned from injury at Green Bay (12/24) and registered four solo tackles to surpass 500 tackles in his career.

## 2015 | MINNESOTA VIKINGS

- Named to Pro Bowl for first time in his career.
- Vikings defense set the tone for NFC North Champions, ranking No. 5 in the NFL in scoring defense and jumping to No. 12 in the NFL in passing defense, No. 13 in total defense.
- Started all 13 regular-season games he played (missing 3 due to injury) and Wild Card Playoff game.
- Notched season-high 11 tackles vs. San Diego (9/27) and season-high eight solos vs. San Diego (9/27) and at Oakland (11/15).
- Sacked Matthew Stafford at Detroit (10/25) and shared sack of Aaron Rodgers at Green Bay (1/3/16) with DT Tom Johnson.
- Set Vikings record by returning his fourth career interception touchdown vs. NY Giants (12/27/15), breaking old mark of three shared by eight players.

## 2014 | MINNESOTA VIKINGS

- Led the team with a career-high five interceptions, which ranked tied for third in the NFL and tied for second in the NFC.
  - His 150 INT return yards was second-best in the NFL.
  - Led the team in tackles for the first time in his career.
  - Only player in the NFL to have at least three interceptions and 3.0 sacks.
  - Helped Vikings pass defense improve from 31st in 2013 to seventh in 2014.
- Career-long INT return for a TD Week 1 at St. Louis (9/7) when taking back an Austin Davis pass 81 yards for a TD, ninth-longest interception return in team history.

## 2013 | MINNESOTA VIKINGS

- Averaged more than eight tackles per game.
- Intercepted multiple passes (2) for the second time in his career, finishing second on the team.
- Snagged first interception of season at Chicago (10/15).
- Suffered injured toe vs. Carolina (10/13) and was placed on Injured Reserve for Recall.
- Missed eight games from injury yet ranked fifth on team in tackles.

## 2012 | MINNESOTA VIKINGS

- Record-setting season earned All-Rookie Team honors.
- Started all 16 games and Wild Card playoff game.
- Tied Vikings rookie record with two interception return touchdowns and was one shy of overall club record for a season.
- Ranked tied for third in NFL with pair of interception return scores and ranked second among NFL rookies.
- Led all NFL safeties with two interception return touchdowns.
- Ranked second on team with 129 tackles and led team with 87 yards on interception returns and tied team-high with three interceptions.
- Set Vikings record with 16 starts by a rookie safety, passing previous high of 14 by Chuck Lamson in 1962.
- Ranks third in INT return yards by a Vikings rookie.
- Had 10+ tackles in five games on the season and season-high 12 stops at Green Bay (12/2) and at St. Louis (12/16).

## COLLEGE - NOTRE DAME

---

- Started in 47 of his 51 collegiate contests.
- Is the only player in Irish history to register more than 200+ tackles (309), 15+ tackles for loss (18.5) in a career.
- Was the lone captain of the 2011 Fighting Irish, an honor only bestowed on four players at Notre Dame in the past 40 years
- Made 15 starts at LB before making switch to DB in 2009.
- Started final 38 games.
- Ranks second in ND history with 28 career pass breakups.
- Set school record with three interceptions in a game vs. Miami in Sun Bowl.

## PREP - KNOXVILLE CATHOLIC (TENN.)

---

- Named the Gatorade Player of the Year in Tennessee in 2006 at Knoxville Catholic HS.
- Honored as 2006 American General Tennessee Mr. Football Back of the Year after rushing for 1,340 yards and 19 TDs.
- Named 2006 Tennessee Class 3A All-State DB.
- East Tennessee HS Player of the Year in 2007.
- Earned Tennessee Class 3A 1st-Team All-State as a junior.
- Played basketball.



## HARRISON SMITH'S NFL REGULAR SEASON DEFENSIVE STATISTICS

| DATE              | TEAM    | GP         | GS         | TACKLES    |            |            |           |            |             |              | INTERCEPTIONS |           |            |            |          |           | O. FUMB   |          |          |          | ST       |          |          |          | MISC     |          |          |          |          |          |          |   |   |
|-------------------|---------|------------|------------|------------|------------|------------|-----------|------------|-------------|--------------|---------------|-----------|------------|------------|----------|-----------|-----------|----------|----------|----------|----------|----------|----------|----------|----------|----------|----------|----------|----------|----------|----------|---|---|
|                   |         |            |            | TK         | S          | A          | TFL       | YDS        | SK          | YDS          | QBH           | NO        | YDS        | LG         | TD       | PD        | FF        | FR       | TD       | YDS      | TK       | S        | A        | FF       | FR       | S        | A        |          |          |          |          |   |   |
| 2023              | Vikings | 9          | 9          | 61         | 37         | 24         | 2         | 14         | 3.0         | 35.0         | 4             | 0         | 0          | 0          | 0        | 1         | 3         | 0        | 0        | 0        | 0        | 0        | 0        | 0        | 0        | 0        | 0        | 0        | 0        | 0        | 0        | 0 | 0 |
| 2022              | Vikings | 14         | 14         | 85         | 66         | 19         | 1         | 1          | 0.0         | 0.0          | 0             | 5         | 58         | 35         | 0        | 10        | 1         | 0        | 0        | 0        | 0        | 0        | 0        | 0        | 0        | 0        | 0        | 0        | 0        | 0        | 0        | 0 | 0 |
| 2021              | Vikings | 15         | 15         | 114        | 83         | 31         | 3         | 22         | 3.0         | 22.0         | 5             | 1         | 10         | 10         | 0        | 7         | 1         | 0        | 0        | 0        | 0        | 0        | 0        | 0        | 0        | 0        | 0        | 0        | 0        | 0        | 0        | 0 |   |
| 2020              | Vikings | 16         | 16         | 89         | 54         | 35         | 2         | 2          | 0.5         | 5.0          | 5             | 5         | 33         | 16         | 0        | 10        | 0         | 0        | 0        | 0        | 0        | 0        | 0        | 0        | 0        | 0        | 0        | 0        | 0        | 0        | 0        | 0 |   |
| 2019              | Vikings | 15         | 15         | 85         | 65         | 20         | 4         | 5          | 1.0         | 14.0         | 2             | 3         | 13         | 13         | 0        | 11        | 3         | 2        | 0        | 0        | 0        | 0        | 0        | 0        | 0        | 0        | 0        | 0        | 0        | 0        | 0        | 0 |   |
| 2018              | Vikings | 16         | 16         | 84         | 67         | 17         | 9         | 37         | 3.0         | 37.0         | 5             | 3         | 66         | 52         | 0        | 6         | 1         | 2        | 0        | 0        | 0        | 0        | 0        | 0        | 0        | 0        | 0        | 0        | 0        | 0        | 0        | 0 |   |
| 2017              | Vikings | 16         | 16         | 78         | 61         | 17         | 7         | 24         | 1.5         | 10.0         | 3             | 5         | 42         | 19         | 0        | 12        | 0         | 0        | 0        | 0        | 0        | 0        | 0        | 0        | 0        | 0        | 0        | 0        | 0        | 0        | 0        | 0 |   |
| 2016              | Vikings | 14         | 14         | 91         | 69         | 22         | 4         | 20         | 2.0         | 15.0         | 3             | 0         | 0          | 0          | 0        | 2         | 0         | 2        | 0        | 0        | 0        | 0        | 0        | 0        | 0        | 0        | 0        | 0        | 0        | 0        | 0        | 0 |   |
| 2015              | Vikings | 13         | 13         | 66         | 49         | 17         | 3         | 13         | 1.5         | 11.0         | 6             | 2         | 35         | 35t        | 1        | 3         | 1         | 0        | 0        | 0        | 0        | 0        | 0        | 0        | 0        | 0        | 0        | 0        | 0        | 0        | 0        | 0 |   |
| 2014              | Vikings | 16         | 16         | 91         | 71         | 20         | 7         | 31         | 3.0         | 22.0         | 5             | 5         | 150        | 81t        | 1        | 9         | 1         | 0        | 0        | 0        | 0        | 0        | 0        | 0        | 1        | 0        | 1        | 0        | 0        | 0        | 0        | 0 |   |
| 2013              | Vikings | 8          | 7          | 56         | 46         | 10         | 2         | 3          | 0.0         | 0.0          | 0             | 2         | 4          | 4          | 0        | 3         | 0         | 1        | 0        | 0        | 0        | 0        | 0        | 2        | 1        | 1        | 0        | 0        | 0        | 0        | 0        | 0 |   |
| 2012              | Vikings | 16         | 16         | 98         | 70         | 28         | 1         | 0          | 1.0         | 0.0          | 2             | 3         | 87         | 56t        | 2        | 10        | 1         | 1        | 0        | 0        | 0        | 0        | 0        | 6        | 4        | 2        | 0        | 0        | 0        | 0        | 0        | 0 |   |
| <b>NFL TOTALS</b> |         | <b>168</b> | <b>167</b> | <b>998</b> | <b>738</b> | <b>260</b> | <b>45</b> | <b>172</b> | <b>19.5</b> | <b>171.0</b> | <b>40</b>     | <b>34</b> | <b>498</b> | <b>81T</b> | <b>4</b> | <b>84</b> | <b>12</b> | <b>8</b> | <b>0</b> | <b>0</b> | <b>0</b> | <b>0</b> | <b>9</b> | <b>5</b> | <b>4</b> | <b>0</b> | <b>0</b> | <b>0</b> | <b>0</b> | <b>0</b> | <b>0</b> |   |   |

## HARRISON SMITH'S NFL POSTSEASON DEFENSIVE STATISTICS

| DATE              | TEAM    | GP       | GS       | TACKLES   |           |           |          |           |            |             | INTERCEPTIONS |          |          |          |          |          | O. FUMB  |          |          |          | ST       |          |          |          | MISC     |          |          |          |          |          |          |          |   |
|-------------------|---------|----------|----------|-----------|-----------|-----------|----------|-----------|------------|-------------|---------------|----------|----------|----------|----------|----------|----------|----------|----------|----------|----------|----------|----------|----------|----------|----------|----------|----------|----------|----------|----------|----------|---|
|                   |         |          |          | TK        | S         | A         | TFL      | YDS       | SK         | YDS         | QBH           | NO       | YDS      | LG       | TD       | PD       | FF       | FR       | TD       | YDS      | TK       | S        | A        | FF       | FR       | S        | A        |          |          |          |          |          |   |
| 2022              | Vikings | 1        | 1        | 3         | 3         | 0         | 0        | 0         | 0.0        | 0.0         | 0             | 0        | 0        | 0        | 0        | 0        | 0        | 0        | 0        | 0        | 0        | 0        | 0        | 0        | 0        | 0        | 0        | 0        | 0        | 0        | 0        | 0        |   |
| 2019              | Vikings | 2        | 2        | 19        | 12        | 7         | 0        | 0         | 0.0        | 0.0         | 0             | 0        | 0        | 0        | 0        | 0        | 0        | 0        | 0        | 0        | 0        | 0        | 0        | 0        | 0        | 0        | 0        | 0        | 0        | 0        | 0        | 0        | 0 |
| 2017              | Vikings | 2        | 2        | 13        | 12        | 1         | 1        | 10        | 1.0        | 10.0        | 1             | 0        | 0        | 0        | 0        | 0        | 0        | 0        | 0        | 0        | 0        | 0        | 0        | 0        | 0        | 0        | 0        | 0        | 0        | 0        | 0        | 0        | 0 |
| 2015              | Vikings | 1        | 1        | 3         | 2         | 1         | 1        | 2         | 0.0        | 0.0         | 0             | 0        | 0        | 0        | 0        | 1        | 0        | 0        | 0        | 0        | 0        | 0        | 0        | 0        | 0        | 0        | 0        | 0        | 0        | 0        | 0        | 0        | 0 |
| 2012              | Vikings | 1        | 1        | 8         | 7         | 1         | 2        | 0         | 0.0        | 0.0         | 0             | 0        | 0        | 0        | 0        | 1        | 0        | 0        | 0        | 0        | 0        | 0        | 0        | 0        | 0        | 0        | 0        | 0        | 0        | 0        | 0        | 0        | 0 |
| <b>NFL TOTALS</b> |         | <b>7</b> | <b>7</b> | <b>46</b> | <b>36</b> | <b>10</b> | <b>4</b> | <b>12</b> | <b>1.0</b> | <b>10.0</b> | <b>1</b>      | <b>0</b> | <b>0</b> | <b>0</b> | <b>0</b> | <b>2</b> | <b>0</b> | <b>0</b> | <b>0</b> | <b>0</b> | <b>0</b> | <b>0</b> | <b>0</b> | <b>0</b> | <b>0</b> | <b>0</b> | <b>0</b> | <b>0</b> | <b>0</b> | <b>0</b> | <b>0</b> | <b>0</b> |   |

### SINGLE-GAME HIGHS: DEFENSIVE

|                        |                          |                                  |                         |
|------------------------|--------------------------|----------------------------------|-------------------------|
| <b>Total Tackles</b>   | 14 at CAR, Oct 01, 2023  | <b>Fumble Recoveries</b>         | 1 at LAC, Dec 15, 2019  |
| <b>Solo Tackles</b>    | 13 at PHI, Sep 19, 2022  |                                  | ...7 more at 1.         |
| <b>Sacks</b>           | 3.0 at CAR, Oct 01, 2023 | <b>Tackles For Loss</b>          | 2 at CAR, Oct 01, 2023  |
| <b>Passes Defensed</b> | 3 vs. NYJ, Dec 04, 2022  |                                  | ...4 more at 2.         |
|                        | ...1 more at 3.          | <b>Interceptions</b>             | 2 at GB, Dec 23, 2017   |
| <b>Forced Fumbles</b>  | 1 at CAR, Oct 01, 2023   | <b>Interception Return Yards</b> | 81 at STL, Sep 07, 2014 |
|                        | ...10 more at 1.         | <b>Special Teams Tackles</b>     | 1 at GB, Oct 02, 2014   |
|                        |                          |                                  | ...8 more at 1.         |

### SINGLE-GAME HIGHS - POSTSEASON: DEFENSIVE

|                      |                          |                         |                         |
|----------------------|--------------------------|-------------------------|-------------------------|
| <b>Total Tackles</b> | 11 at NO, Jan 05, 2020   | <b>Passes Defensed</b>  | 1 vs. SEA, Jan 10, 2016 |
| <b>Solo Tackles</b>  | 8 at NO, Jan 05, 2020    |                         | ...1 more at 1.         |
| <b>Sacks</b>         | 1.0 vs. NO, Jan 14, 2018 | <b>Tackles For Loss</b> | 2 at GB, Jan 05, 2013   |

**2023 GAME-BY-GAME REGULAR-SEASON STATISTICS (VIKINGS)**

| DATE               | OPPONENT    | P/S        | TACKLES   |           |           |            |             |          |           | INTERCEPTIONS |          |          |          |          | O. FUMB  |          |          |          | ST       |          |          |          |          | MISC     |          | W/L      | SCORE      |       |
|--------------------|-------------|------------|-----------|-----------|-----------|------------|-------------|----------|-----------|---------------|----------|----------|----------|----------|----------|----------|----------|----------|----------|----------|----------|----------|----------|----------|----------|----------|------------|-------|
|                    |             |            | TK        | S         | A         | SK         | YDS         | TFL      | YDS       | QBH           | NO       | YDS      | LG       | TD       | PD       | FF       | FR       | TD       | YDS      | TK       | S        | A        | FF       | FR       | S        |          |            | A     |
| 09/10              | Buccaneers  | S          | 4         | 3         | 1         | 0.0        | 0.0         | 0        | 0         | 0             | 0        | 0        | 0        | 0        | 0        | 0        | 0        | 0        | 0        | 0        | 0        | 0        | 0        | 0        | 0        | 0        | L          | 17-20 |
| 09/14              | at Eagles   | S          | 6         | 4         | 2         | 0.0        | 0.0         | 0        | 0         | 0             | 0        | 0        | 0        | 0        | 0        | 0        | 0        | 0        | 0        | 0        | 0        | 0        | 0        | 0        | 0        | L        | 28-34      |       |
| 09/24              | Chargers    | S          | 4         | 2         | 2         | 0.0        | 0.0         | 0        | 0         | 0             | 0        | 0        | 0        | 0        | 1        | 0        | 0        | 0        | 0        | 0        | 0        | 0        | 0        | 0        | 0        | L        | 24-28      |       |
| 10/01              | at Panthers | S          | 14        | 8         | 6         | 3.0        | 35.0        | 2        | 14        | 3             | 0        | 0        | 0        | 0        | 1        | 0        | 0        | 0        | 0        | 0        | 0        | 0        | 0        | 0        | 0        | W        | 21-13      |       |
| 10/08              | Chiefs      | S          | 10        | 6         | 4         | 0.0        | 0.0         | 0        | 0         | 1             | 0        | 0        | 0        | 0        | 0        | 0        | 0        | 0        | 0        | 0        | 0        | 0        | 0        | 0        | 0        | L        | 20-27      |       |
| 10/15              | at Bears    | S          | 5         | 3         | 2         | 0.0        | 0.0         | 0        | 0         | 0             | 0        | 0        | 0        | 0        | 0        | 0        | 0        | 0        | 0        | 0        | 0        | 0        | 0        | 0        | 0        | W        | 19-13      |       |
| 10/23              | 49ers       | S          | 6         | 3         | 3         | 0.0        | 0.0         | 0        | 0         | 0             | 0        | 0        | 0        | 0        | 1        | 1        | 0        | 0        | 0        | 0        | 0        | 0        | 0        | 0        | 0        | W        | 22-17      |       |
| 10/29              | at Packers  | S          | 6         | 5         | 1         | 0.0        | 0.0         | 0        | 0         | 0             | 0        | 0        | 0        | 0        | 0        | 0        | 0        | 0        | 0        | 0        | 0        | 0        | 0        | 0        | 0        | W        | 24-10      |       |
| 11/05              | at Falcons  | S          | 6         | 3         | 3         | 0.0        | 0.0         | 0        | 0         | 0             | 0        | 0        | 0        | 0        | 0        | 0        | 0        | 0        | 0        | 0        | 0        | 0        | 0        | 0        | 0        | W        | 31-28      |       |
| <b>2023 TOTALS</b> |             | <b>9-9</b> | <b>61</b> | <b>37</b> | <b>24</b> | <b>3.0</b> | <b>35.0</b> | <b>2</b> | <b>14</b> | <b>4</b>      | <b>0</b> | <b>0</b> | <b>0</b> | <b>0</b> | <b>1</b> | <b>3</b> | <b>0</b> | <b>0</b> | <b>0</b> | <b>0</b> | <b>0</b> | <b>0</b> | <b>0</b> | <b>0</b> | <b>0</b> | <b>0</b> | <b>5-4</b> |       |

**2022 GAME-BY-GAME REGULAR-SEASON STATISTICS (VIKINGS)**

| DATE               | OPPONENT         | P/S          | TACKLES          |           |           |            |            |          |          | INTERCEPTIONS |          |           |           |          | O. FUMB   |          |          |          | ST       |          |          |          |          | MISC     |          | W/L      | SCORE       |      |
|--------------------|------------------|--------------|------------------|-----------|-----------|------------|------------|----------|----------|---------------|----------|-----------|-----------|----------|-----------|----------|----------|----------|----------|----------|----------|----------|----------|----------|----------|----------|-------------|------|
|                    |                  |              | TK               | S         | A         | SK         | YDS        | TFL      | YDS      | QBH           | NO       | YDS       | LG        | TD       | PD        | FF       | FR       | TD       | YDS      | TK       | S        | A        | FF       | FR       | S        |          |             | A    |
| 09/11              | Packers          | S            | 7                | 5         | 2         | 0.0        | 0.0        | 0        | 0        | 0             | 1        | 0         | 0         | 0        | 1         | 0        | 0        | 0        | 0        | 0        | 0        | 0        | 0        | 0        | 0        | 0        | W           | 23-7 |
| 09/19              | at Eagles        | S            | 13               | 13        | 0         | 0.0        | 0.0        | 0        | 0        | 0             | 0        | 0         | 0         | 0        | 0         | 0        | 0        | 0        | 0        | 0        | 0        | 0        | 0        | 0        | 0        | L        | 7-24        |      |
| 09/25              | Lions            |              | ON INACTIVE LIST |           |           |            |            |          |          |               |          |           |           |          |           |          |          |          |          |          |          |          |          |          | W        | 28-24    |             |      |
| 10/02              | at Saints        | S            | 6                | 3         | 3         | 0.0        | 0.0        | 0        | 0        | 0             | 0        | 0         | 0         | 0        | 0         | 0        | 0        | 0        | 0        | 0        | 0        | 0        | 0        | 0        | 0        | W        | 28-25       |      |
| 10/09              | Bears            | S            | 2                | 1         | 1         | 0.0        | 0.0        | 0        | 0        | 0             | 0        | 0         | 0         | 1        | 0         | 0        | 0        | 0        | 0        | 0        | 0        | 0        | 0        | 0        | 0        | W        | 29-22       |      |
| 10/16              | at Dolphins      | S            | 6                | 5         | 1         | 0.0        | 0.0        | 0        | 0        | 0             | 1        | 0         | 0         | 0        | 2         | 1        | 0        | 0        | 0        | 0        | 0        | 0        | 0        | 0        | 0        | W        | 24-16       |      |
| 10/30              | Cardinals        | S            | 6                | 6         | 0         | 0.0        | 0.0        | 0        | 0        | 0             | 1        | 15        | 15        | 0        | 1         | 0        | 0        | 0        | 0        | 0        | 0        | 0        | 0        | 0        | 0        | W        | 34-26       |      |
| 11/06              | at<br>Commanders | S            | 4                | 2         | 2         | 0.0        | 0.0        | 0        | 0        | 0             | 1        | 35        | 35        | 0        | 1         | 0        | 0        | 0        | 0        | 0        | 0        | 0        | 0        | 0        | 0        | W        | 20-17       |      |
| 11/13              | at Bills         | S            | 6                | 5         | 1         | 0.0        | 0.0        | 0        | 0        | 0             | 0        | 0         | 0         | 0        | 1         | 0        | 0        | 0        | 0        | 0        | 0        | 0        | 0        | 0        | 0        | W        | 33-30+      |      |
| 11/20              | Cowboys          | S            | 7                | 5         | 2         | 0.0        | 0.0        | 1        | 1        | 0             | 0        | 0         | 0         | 0        | 0         | 0        | 0        | 0        | 0        | 0        | 0        | 0        | 0        | 0        | 0        | L        | 3-40        |      |
| 11/24              | Patriots         | S            | 7                | 7         | 0         | 0.0        | 0.0        | 0        | 0        | 0             | 0        | 0         | 0         | 0        | 0         | 0        | 0        | 0        | 0        | 0        | 0        | 0        | 0        | 0        | 0        | W        | 33-26       |      |
| 12/04              | Jets             | S            | 9                | 6         | 3         | 0.0        | 0.0        | 0        | 0        | 0             | 1        | 8         | 8         | 0        | 3         | 0        | 0        | 0        | 0        | 0        | 0        | 0        | 0        | 0        | 0        | W        | 27-22       |      |
| 12/11              | at Lions         |              | ON INACTIVE LIST |           |           |            |            |          |          |               |          |           |           |          |           |          |          |          |          |          |          |          |          |          | L        | 23-34    |             |      |
| 12/17              | Colts            | S            | 4                | 4         | 0         | 0.0        | 0.0        | 0        | 0        | 0             | 0        | 0         | 0         | 0        | 0         | 0        | 0        | 0        | 0        | 0        | 0        | 0        | 0        | 0        | 0        | W        | 39-36+      |      |
| 12/24              | Giants           | S            | 3                | 2         | 1         | 0.0        | 0.0        | 0        | 0        | 0             | 0        | 0         | 0         | 0        | 0         | 0        | 0        | 0        | 0        | 0        | 0        | 0        | 0        | 0        | 0        | W        | 27-24       |      |
| 01/01              | at Packers       | S            | 5                | 2         | 3         | 0.0        | 0.0        | 0        | 0        | 0             | 0        | 0         | 0         | 0        | 0         | 0        | 0        | 0        | 0        | 0        | 0        | 0        | 0        | 0        | 0        | L        | 17-41       |      |
| 01/08              | at Bears         |              | ON INACTIVE LIST |           |           |            |            |          |          |               |          |           |           |          |           |          |          |          |          |          |          |          |          |          | W        | 29-13    |             |      |
| <b>2022 TOTALS</b> |                  | <b>14-14</b> | <b>85</b>        | <b>66</b> | <b>19</b> | <b>0.0</b> | <b>0.0</b> | <b>1</b> | <b>1</b> | <b>0</b>      | <b>5</b> | <b>58</b> | <b>35</b> | <b>0</b> | <b>10</b> | <b>1</b> | <b>0</b> | <b>0</b> | <b>0</b> | <b>0</b> | <b>0</b> | <b>0</b> | <b>0</b> | <b>0</b> | <b>0</b> | <b>0</b> | <b>13-4</b> |      |

+ - Overtime

**2021 GAME-BY-GAME REGULAR-SEASON STATISTICS (VIKINGS)**

| DATE               | OPPONENT     | P/S | TACKLES          |           |           |            |             |          |           | INTERCEPTIONS |          |          |          |          | O. FUMB  |          |          |          | ST       |          |          |          | MISC     |          | W/L      | SCORE    |            |        |
|--------------------|--------------|-----|------------------|-----------|-----------|------------|-------------|----------|-----------|---------------|----------|----------|----------|----------|----------|----------|----------|----------|----------|----------|----------|----------|----------|----------|----------|----------|------------|--------|
|                    |              |     | TK               | S         | A         | SK         | YDS         | TFL      | YDS       | QBH           | NO       | YDS      | LG       | TD       | PD       | FF       | FR       | TD       | YDS      | TK       | S        | A        | FF       | FR       |          |          | S          | A      |
| 09/12              | at Bengals   | S   | 6                | 5         | 1         | 1.0        | 10.0        | 1        | 10        | 1             | 0        | 0        | 0        | 0        | 0        | 0        | 0        | 0        | 0        | 0        | 0        | 0        | 0        | 0        | 0        | 0        | L          | 24-27+ |
| 09/19              | at Cardinals | S   | 9                | 8         | 1         | 0.0        | 0.0         | 0        | 0         | 0             | 0        | 0        | 0        | 0        | 0        | 0        | 0        | 0        | 0        | 0        | 0        | 0        | 0        | 0        | 0        | L        | 33-34      |        |
| 09/26              | Seahawks     | S   | 8                | 6         | 2         | 0.0        | 0.0         | 0        | 0         | 0             | 0        | 0        | 0        | 0        | 1        | 0        | 0        | 0        | 0        | 0        | 0        | 0        | 0        | 0        | 0        | W        | 30-17      |        |
| 10/03              | Browns       | S   | 8                | 5         | 3         | 0.0        | 0.0         | 0        | 0         | 0             | 0        | 0        | 0        | 0        | 0        | 0        | 0        | 0        | 0        | 0        | 0        | 0        | 0        | 0        | 0        | L        | 7-14       |        |
| 10/10              | Lions        | S   | 9                | 5         | 4         | 0.0        | 0.0         | 0        | 0         | 0             | 0        | 0        | 0        | 0        | 1        | 0        | 0        | 0        | 0        | 0        | 0        | 0        | 0        | 0        | 0        | W        | 19-17      |        |
| 10/17              | at Panthers  | S   | 9                | 8         | 1         | 0.0        | 0.0         | 0        | 0         | 0             | 0        | 0        | 0        | 0        | 0        | 0        | 0        | 0        | 0        | 0        | 0        | 0        | 0        | 0        | 0        | W        | 34-28+     |        |
| 10/31              | Cowboys      | S   | 9                | 7         | 2         | 0.0        | 0.0         | 0        | 0         | 0             | 0        | 0        | 0        | 0        | 1        | 1        | 0        | 0        | 0        | 0        | 0        | 0        | 0        | 0        | 0        | L        | 16-20      |        |
| 11/07              | at Ravens    |     | DID NOT PLAY     |           |           |            |             |          |           |               |          |          |          |          |          |          |          |          |          |          |          |          | L        | 31-34+   |          |          |            |        |
| 11/14              | at Chargers  |     | DID NOT PLAY     |           |           |            |             |          |           |               |          |          |          |          |          |          |          |          |          |          |          |          | W        | 27-20    |          |          |            |        |
| 11/21              | Packers      |     | RESERVE/COVID-19 |           |           |            |             |          |           |               |          |          |          |          |          |          |          |          |          |          |          |          | W        | 34-31    |          |          |            |        |
| 11/28              | at 49ers     |     | RESERVE/COVID-19 |           |           |            |             |          |           |               |          |          |          |          |          |          |          |          |          |          |          |          | L        | 26-34    |          |          |            |        |
| 12/05              | at Lions     |     | RESERVE/COVID-19 |           |           |            |             |          |           |               |          |          |          |          |          |          |          |          |          |          |          |          | L        | 27-29    |          |          |            |        |
| 12/09              | Steelers     | S   | 5                | 4         | 1         | 1.0        | 7.0         | 1        | 7         | 1             | 0        | 0        | 0        | 0        | 1        | 0        | 0        | 0        | 0        | 0        | 0        | 0        | 0        | 0        | 0        | W        | 36-28      |        |
| 12/20              | at Bears     | S   | 8                | 7         | 1         | 0.0        | 0.0         | 0        | 0         | 0             | 0        | 0        | 0        | 0        | 0        | 0        | 0        | 0        | 0        | 0        | 0        | 0        | 0        | 0        | 0        | W        | 17-9       |        |
| 12/26              | Rams         | S   | 9                | 7         | 2         | 0.0        | 0.0         | 0        | 0         | 1             | 0        | 0        | 0        | 0        | 1        | 0        | 0        | 0        | 0        | 0        | 0        | 0        | 0        | 0        | 0        | L        | 23-30      |        |
| 01/02              | at Packers   | S   | 8                | 5         | 3         | 0.0        | 0.0         | 0        | 0         | 0             | 0        | 0        | 0        | 0        | 0        | 0        | 0        | 0        | 0        | 0        | 0        | 0        | 0        | 0        | 0        | L        | 10-37      |        |
| 01/09              | Bears        | S   | 6                | 2         | 4         | 0.0        | 0.0         | 0        | 0         | 0             | 0        | 0        | 0        | 0        | 0        | 0        | 0        | 0        | 0        | 0        | 0        | 0        | 0        | 0        | 0        | W        | 31-17      |        |
| <b>2021 TOTALS</b> | <b>12-12</b> |     | <b>94</b>        | <b>69</b> | <b>25</b> | <b>2.0</b> | <b>17.0</b> | <b>2</b> | <b>17</b> | <b>3</b>      | <b>0</b> | <b>0</b> | <b>0</b> | <b>0</b> | <b>5</b> | <b>1</b> | <b>0</b> | <b>0</b> | <b>0</b> | <b>0</b> | <b>0</b> | <b>0</b> | <b>0</b> | <b>0</b> | <b>0</b> | <b>0</b> | <b>8-9</b> |        |

+ - Overtime

**2020 GAME-BY-GAME REGULAR-SEASON STATISTICS (VIKINGS)**

| DATE               | OPPONENT         | P/S | TACKLES   |           |           |            |            |          |          | INTERCEPTIONS |          |           |           |          | O. FUMB   |          |          |          | ST       |          |          |          | MISC     |          | W/L      | SCORE      |        |
|--------------------|------------------|-----|-----------|-----------|-----------|------------|------------|----------|----------|---------------|----------|-----------|-----------|----------|-----------|----------|----------|----------|----------|----------|----------|----------|----------|----------|----------|------------|--------|
|                    |                  |     | TK        | S         | A         | SK         | YDS        | TFL      | YDS      | QBH           | NO       | YDS       | LG        | TD       | PD        | FF       | FR       | TD       | YDS      | TK       | S        | A        | FF       | FR       |          |            | S      |
| 09/13              | Packers          | S   | 4         | 4         | 0         | 0.0        | 0.0        | 0        | 0        | 0             | 0        | 0         | 0         | 0        | 0         | 0        | 0        | 0        | 0        | 0        | 0        | 0        | 0        | 0        | 0        | L          | 34-43  |
| 09/20              | at Colts         | S   | 5         | 4         | 1         | 0.0        | 0.0        | 0        | 0        | 0             | 0        | 0         | 0         | 0        | 1         | 0        | 0        | 0        | 0        | 0        | 0        | 0        | 0        | 0        | 0        | L          | 11-28  |
| 09/27              | Titans           | S   | 9         | 4         | 5         | 0.0        | 0.0        | 1        | 0        | 1             | 1        | 16        | 16        | 0        | 1         | 0        | 0        | 0        | 0        | 0        | 0        | 0        | 0        | 0        | 0        | L          | 30-31  |
| 10/04              | at Texans        | S   | 3         | 1         | 2         | 0.0        | 0.0        | 0        | 0        | 0             | 0        | 0         | 0         | 0        | 0         | 0        | 0        | 0        | 0        | 0        | 0        | 0        | 0        | 0        | 0        | W          | 31-23  |
| 10/11              | at Seahawks      | S   | 2         | 1         | 1         | 0.0        | 0.0        | 0        | 0        | 1             | 0        | 0         | 0         | 0        | 0         | 0        | 0        | 0        | 0        | 0        | 0        | 0        | 0        | 0        | 0        | L          | 26-27  |
| 10/18              | Falcons          | S   | 2         | 2         | 0         | 0.0        | 0.0        | 0        | 0        | 0             | 0        | 0         | 0         | 0        | 0         | 0        | 0        | 0        | 0        | 0        | 0        | 0        | 0        | 0        | 0        | L          | 23-40  |
| 11/01              | at Packers       | S   | 8         | 5         | 3         | 0.0        | 0.0        | 0        | 0        | 0             | 0        | 0         | 0         | 0        | 1         | 0        | 0        | 0        | 0        | 0        | 0        | 0        | 0        | 0        | 0        | W          | 28-22  |
| 11/08              | Lions            | S   | 10        | 7         | 3         | 0.0        | 0.0        | 0        | 0        | 1             | 1        | 0         | 0         | 0        | 1         | 0        | 0        | 0        | 0        | 0        | 0        | 0        | 0        | 0        | 0        | W          | 34-20  |
| 11/16              | at Bears         | S   | 0         | 0         | 0         | 0.0        | 0.0        | 0        | 0        | 1             | 1        | 8         | 8         | 0        | 2         | 0        | 0        | 0        | 0        | 0        | 0        | 0        | 0        | 0        | 0        | W          | 19-13  |
| 11/22              | Cowboys          | S   | 8         | 4         | 4         | 0.0        | 0.0        | 0        | 0        | 0             | 0        | 0         | 0         | 0        | 0         | 0        | 0        | 0        | 0        | 0        | 0        | 0        | 0        | 0        | 0        | L          | 28-31  |
| 11/29              | Panthers         | S   | 6         | 2         | 4         | 0.0        | 0.0        | 1        | 2        | 0             | 0        | 0         | 0         | 0        | 0         | 0        | 0        | 0        | 0        | 0        | 0        | 0        | 0        | 0        | 0        | W          | 28-27  |
| 12/06              | Jaguars          | S   | 6         | 4         | 2         | 0.5        | 5.0        | 0        | 0        | 1             | 1        | 0         | 0         | 0        | 2         | 0        | 0        | 0        | 0        | 0        | 0        | 0        | 0        | 0        | 0        | W          | 27-24+ |
| 12/13              | at<br>Buccaneers | S   | 6         | 3         | 3         | 0.0        | 0.0        | 0        | 0        | 0             | 0        | 0         | 0         | 0        | 0         | 0        | 0        | 0        | 0        | 0        | 0        | 0        | 0        | 0        | 0        | L          | 14-26  |
| 12/20              | Bears            | S   | 3         | 1         | 2         | 0.0        | 0.0        | 0        | 0        | 0             | 0        | 0         | 0         | 0        | 1         | 0        | 0        | 0        | 0        | 0        | 0        | 0        | 0        | 0        | 0        | L          | 27-33  |
| 12/25              | at Saints        | S   | 8         | 5         | 3         | 0.0        | 0.0        | 0        | 0        | 0             | 0        | 0         | 0         | 0        | 0         | 0        | 0        | 0        | 0        | 0        | 0        | 0        | 0        | 0        | 0        | L          | 33-52  |
| 01/03              | at Lions         | S   | 9         | 7         | 2         | 0.0        | 0.0        | 0        | 0        | 0             | 1        | 9         | 9         | 0        | 1         | 0        | 0        | 0        | 0        | 0        | 0        | 0        | 0        | 0        | 0        | W          | 37-35  |
| <b>2020 TOTALS</b> | <b>16-16</b>     |     | <b>89</b> | <b>54</b> | <b>35</b> | <b>0.5</b> | <b>5.0</b> | <b>2</b> | <b>2</b> | <b>5</b>      | <b>5</b> | <b>33</b> | <b>16</b> | <b>0</b> | <b>10</b> | <b>0</b> | <b>0</b> | <b>0</b> | <b>0</b> | <b>0</b> | <b>0</b> | <b>0</b> | <b>0</b> | <b>0</b> | <b>0</b> | <b>7-9</b> |        |

+ - Overtime

**2019 GAME-BY-GAME REGULAR-SEASON STATISTICS (VIKINGS)**

| DATE               | OPPONENT    | P/S | TACKLES                   |           |           |           |            |             |          | INTERCEPTIONS |          |          |           |           | O. FUMB  |           |          |          | ST       |          |          |          | MISC     |          | W/L      | SCORE       |       |       |
|--------------------|-------------|-----|---------------------------|-----------|-----------|-----------|------------|-------------|----------|---------------|----------|----------|-----------|-----------|----------|-----------|----------|----------|----------|----------|----------|----------|----------|----------|----------|-------------|-------|-------|
|                    |             |     | TK                        | S         | A         | SK        | YDS        | TFL         | YDS      | QBH           | NO       | YDS      | LG        | TD        | PD       | FF        | FR       | TD       | YDS      | TK       | S        | A        | FF       | FR       |          |             | S     | A     |
| 09/08              | Falcons     | S   | 9                         | 8         | 1         | 0.0       | 0.0        | 0           | 0        | 0             | 0        | 0        | 0         | 0         | 2        | 0         | 0        | 0        | 0        | 0        | 0        | 0        | 0        | 0        | 0        | 0           | W     | 28-12 |
| 09/15              | at Packers  | S   | 6                         | 4         | 2         | 0.0       | 0.0        | 1           | 3        | 0             | 0        | 0        | 0         | 1         | 1        | 1         | 0        | 0        | 0        | 0        | 0        | 0        | 0        | 0        | 0        | L           | 16-21 |       |
| 09/22              | Raiders     | S   | 5                         | 4         | 1         | 0.0       | 0.0        | 0           | 0        | 0             | 1        | 13       | 13        | 0         | 1        | 0         | 0        | 0        | 0        | 0        | 0        | 0        | 0        | 0        | 0        | W           | 34-14 |       |
| 09/29              | at Bears    | S   | 4                         | 2         | 2         | 0.0       | 0.0        | 0           | 0        | 0             | 0        | 0        | 0         | 0         | 0        | 0         | 0        | 0        | 0        | 0        | 0        | 0        | 0        | 0        | 0        | L           | 6-16  |       |
| 10/06              | at Giants   | S   | 6                         | 4         | 2         | 0.0       | 0.0        | 0           | 0        | 0             | 0        | 0        | 0         | 2         | 0        | 0         | 0        | 0        | 0        | 0        | 0        | 0        | 0        | 0        | 0        | W           | 28-10 |       |
| 10/13              | Eagles      | S   | 4                         | 4         | 0         | 0.0       | 0.0        | 0           | 0        | 0             | 0        | 0        | 0         | 0         | 0        | 0         | 0        | 0        | 0        | 0        | 0        | 0        | 0        | 0        | 0        | W           | 38-20 |       |
| 10/20              | at Lions    | S   | 8                         | 7         | 1         | 0.0       | 0.0        | 0           | 0        | 0             | 0        | 0        | 0         | 0         | 0        | 0         | 0        | 0        | 0        | 0        | 0        | 0        | 0        | 0        | 0        | W           | 42-30 |       |
| 10/24              | Redskins    | S   | 3                         | 3         | 0         | 0.0       | 0.0        | 0           | 0        | 0             | 0        | 0        | 0         | 0         | 0        | 0         | 0        | 0        | 0        | 0        | 0        | 0        | 0        | 0        | 0        | W           | 19-9  |       |
| 11/03              | at Chiefs   | S   | 8                         | 6         | 2         | 1.0       | 14.0       | 0           | 0        | 1             | 0        | 0        | 0         | 1         | 1        | 0         | 0        | 0        | 0        | 0        | 0        | 0        | 0        | 0        | 0        | L           | 23-26 |       |
| 11/10              | at Cowboys  | S   | 4                         | 3         | 1         | 0.0       | 0.0        | 0           | 0        | 0             | 0        | 0        | 0         | 0         | 0        | 0         | 0        | 0        | 0        | 0        | 0        | 0        | 0        | 0        | 0        | W           | 28-24 |       |
| 11/17              | Broncos     | S   | 4                         | 2         | 2         | 0.0       | 0.0        | 0           | 0        | 1             | 0        | 0        | 0         | 0         | 0        | 0         | 0        | 0        | 0        | 0        | 0        | 0        | 0        | 0        | 0        | W           | 27-23 |       |
| 12/02              | at Seahawks | S   | 10                        | 6         | 4         | 0.0       | 0.0        | 0           | 0        | 0             | 0        | 0        | 0         | 1         | 0        | 0         | 0        | 0        | 0        | 0        | 0        | 0        | 0        | 0        | 0        | L           | 30-37 |       |
| 12/08              | Lions       | S   | 3                         | 3         | 0         | 0.0       | 0.0        | 1           | 1        | 0             | 1        | 0        | 0         | 2         | 0        | 0         | 0        | 0        | 0        | 0        | 0        | 0        | 0        | 0        | 0        | W           | 20-7  |       |
| 12/15              | at Chargers | S   | 6                         | 5         | 1         | 0.0       | 0.0        | 1           | 0        | 0             | 1        | 0        | 0         | 1         | 0        | 1         | 0        | 0        | 0        | 0        | 0        | 0        | 0        | 0        | 0        | W           | 39-10 |       |
| 12/23              | Packers     | S   | 5                         | 4         | 1         | 0.0       | 0.0        | 1           | 1        | 0             | 0        | 0        | 0         | 0         | 1        | 0         | 0        | 0        | 0        | 0        | 0        | 0        | 0        | 0        | 0        | L           | 10-23 |       |
| 12/29              | Bears       |     | DID NOT PLAY (NON-INJURY) |           |           |           |            |             |          |               |          |          |           |           |          |           |          |          |          |          |          |          | L        | 19-21    |          |             |       |       |
| <b>2019 TOTALS</b> |             |     | <b>15-15</b>              | <b>85</b> | <b>65</b> | <b>20</b> | <b>1.0</b> | <b>14.0</b> | <b>4</b> | <b>5</b>      | <b>2</b> | <b>3</b> | <b>13</b> | <b>13</b> | <b>0</b> | <b>11</b> | <b>3</b> | <b>2</b> | <b>0</b> | <b>0</b> | <b>0</b> | <b>0</b> | <b>0</b> | <b>0</b> | <b>0</b> | <b>10-6</b> |       |       |

**2018 GAME-BY-GAME REGULAR-SEASON STATISTICS (VIKINGS)**

| DATE               | OPPONENT    | P/S | TACKLES      |           |           |           |            |             |          | INTERCEPTIONS |          |          |           |           | O. FUMB  |          |          |          | ST       |          |          |          | MISC     |          | W/L      | SCORE        |       |
|--------------------|-------------|-----|--------------|-----------|-----------|-----------|------------|-------------|----------|---------------|----------|----------|-----------|-----------|----------|----------|----------|----------|----------|----------|----------|----------|----------|----------|----------|--------------|-------|
|                    |             |     | TK           | S         | A         | SK        | YDS        | TFL         | YDS      | QBH           | NO       | YDS      | LG        | TD        | PD       | FF       | FR       | TD       | YDS      | TK       | S        | A        | FF       | FR       |          |              | S     |
| 09/09              | 49ers       | S   | 7            | 6         | 1         | 1.0       | 10.0       | 2           | 15       | 1             | 1        | 14       | 14        | 0         | 1        | 0        | 1        | 0        | 0        | 0        | 0        | 0        | 0        | 0        | 0        | W            | 24-16 |
| 09/16              | at Packers  | S   | 8            | 6         | 2         | 0.0       | 0.0        | 1           | 3        | 0             | 0        | 0        | 0         | 0         | 0        | 0        | 0        | 0        | 0        | 0        | 0        | 0        | 0        | 0        | 0        | T            | 29-29 |
| 09/23              | Bills       | S   | 5            | 4         | 1         | 1.0       | 19.0       | 0           | 0        | 1             | 0        | 0        | 0         | 0         | 1        | 0        | 0        | 0        | 0        | 0        | 0        | 0        | 0        | 0        | 0        | L            | 6-27  |
| 09/27              | at Rams     | S   | 1            | 1         | 0         | 0.0       | 0.0        | 0           | 0        | 0             | 0        | 0        | 0         | 0         | 0        | 0        | 0        | 0        | 0        | 0        | 0        | 0        | 0        | 0        | 0        | L            | 31-38 |
| 10/07              | at Eagles   | S   | 4            | 4         | 0         | 0.0       | 0.0        | 0           | 0        | 1             | 0        | 0        | 0         | 1         | 0        | 0        | 0        | 0        | 0        | 0        | 0        | 0        | 0        | 0        | 0        | W            | 23-21 |
| 10/14              | Cardinals   | S   | 7            | 4         | 3         | 1.0       | 8.0        | 1           | 8        | 1             | 0        | 0        | 0         | 0         | 0        | 0        | 0        | 0        | 0        | 0        | 0        | 0        | 0        | 0        | 0        | W            | 27-17 |
| 10/21              | at Jets     | S   | 5            | 4         | 1         | 0.0       | 0.0        | 0           | 0        | 0             | 1        | 52       | 52        | 0         | 2        | 0        | 0        | 0        | 0        | 0        | 0        | 0        | 0        | 0        | 0        | W            | 37-17 |
| 10/28              | Saints      | S   | 3            | 3         | 0         | 0.0       | 0.0        | 0           | 0        | 0             | 1        | 0        | 0         | 1         | 0        | 0        | 0        | 0        | 0        | 0        | 0        | 0        | 0        | 0        | 0        | L            | 20-30 |
| 11/04              | Lions       | S   | 7            | 5         | 2         | 0.0       | 0.0        | 0           | 0        | 0             | 0        | 0        | 0         | 0         | 0        | 0        | 0        | 0        | 0        | 0        | 0        | 0        | 0        | 0        | 0        | W            | 24-9  |
| 11/18              | at Bears    | S   | 8            | 7         | 1         | 0.0       | 0.0        | 2           | 5        | 0             | 0        | 0        | 0         | 0         | 0        | 1        | 0        | 0        | 0        | 0        | 0        | 0        | 0        | 0        | 0        | L            | 20-25 |
| 11/25              | Packers     | S   | 4            | 4         | 0         | 0.0       | 0.0        | 0           | 0        | 0             | 0        | 0        | 0         | 0         | 0        | 0        | 0        | 0        | 0        | 0        | 0        | 0        | 0        | 0        | 0        | W            | 24-17 |
| 12/02              | at Patriots | S   | 4            | 2         | 2         | 0.0       | 0.0        | 0           | 0        | 1             | 0        | 0        | 0         | 0         | 0        | 0        | 0        | 0        | 0        | 0        | 0        | 0        | 0        | 0        | 0        | L            | 10-24 |
| 12/10              | at Seahawks | S   | 7            | 4         | 3         | 0.0       | 0.0        | 0           | 0        | 0             | 0        | 0        | 0         | 0         | 0        | 0        | 0        | 0        | 0        | 0        | 0        | 0        | 0        | 0        | 0        | L            | 7-21  |
| 12/16              | Dolphins    | S   | 1            | 1         | 0         | 0.0       | 0.0        | 0           | 0        | 0             | 0        | 0        | 0         | 0         | 0        | 0        | 0        | 0        | 0        | 0        | 0        | 0        | 0        | 0        | 0        | W            | 41-17 |
| 12/23              | at Lions    | S   | 7            | 6         | 1         | 0.0       | 0.0        | 2           | 5        | 0             | 0        | 0        | 0         | 1         | 0        | 0        | 0        | 0        | 0        | 0        | 0        | 0        | 0        | 0        | 0        | W            | 27-9  |
| 12/30              | Bears       | S   | 6            | 6         | 0         | 0.0       | 0.0        | 1           | 1        | 0             | 0        | 0        | 0         | 0         | 0        | 0        | 0        | 0        | 0        | 0        | 0        | 0        | 0        | 0        | 0        | L            | 10-24 |
| <b>2018 TOTALS</b> |             |     | <b>16-16</b> | <b>84</b> | <b>67</b> | <b>17</b> | <b>3.0</b> | <b>37.0</b> | <b>9</b> | <b>37</b>     | <b>5</b> | <b>3</b> | <b>66</b> | <b>52</b> | <b>0</b> | <b>6</b> | <b>1</b> | <b>2</b> | <b>0</b> | <b>0</b> | <b>0</b> | <b>0</b> | <b>0</b> | <b>0</b> | <b>0</b> | <b>8-7-1</b> |       |

**2017 GAME-BY-GAME REGULAR-SEASON STATISTICS (VIKINGS)**

| DATE               | OPPONENT     | P/S | TACKLES   |           |           |            |             |          |           | INTERCEPTIONS |          |           |           |          | O. FUMB   |          |          |          | ST       |          |          |          | MISC     |          | SCORE    |          |             |       |
|--------------------|--------------|-----|-----------|-----------|-----------|------------|-------------|----------|-----------|---------------|----------|-----------|-----------|----------|-----------|----------|----------|----------|----------|----------|----------|----------|----------|----------|----------|----------|-------------|-------|
|                    |              |     | TK        | S         | A         | SK         | YDS         | TFL      | YDS       | QBH           | NO       | YDS       | LG        | TD       | PD        | FF       | FR       | TD       | YDS      | TK       | S        | A        | FF       | FR       |          | S        | A           | W/L   |
| 09/11              | Saints       | S   | 6         | 3         | 3         | 0.0        | 0.0         | 0        | 0         | 0             | 0        | 0         | 0         | 0        | 1         | 0        | 0        | 0        | 0        | 0        | 0        | 0        | 0        | 0        | 0        | 0        | W           | 29-19 |
| 09/17              | at Steelers  | S   | 5         | 5         | 0         | 0.0        | 0.0         | 0        | 0         | 0             | 0        | 0         | 0         | 0        | 0         | 0        | 0        | 0        | 0        | 0        | 0        | 0        | 0        | 0        | 0        | L        | 9-26        |       |
| 09/24              | Buccaneers   | S   | 7         | 6         | 1         | 0.0        | 0.0         | 0        | 0         | 0             | 1        | 12        | 12        | 0        | 1         | 0        | 0        | 0        | 0        | 0        | 0        | 0        | 0        | 0        | 0        | W        | 34-17       |       |
| 10/01              | Lions        | S   | 6         | 3         | 3         | 0.0        | 0.0         | 1        | 2         | 0             | 0        | 0         | 0         | 0        | 0         | 0        | 0        | 0        | 0        | 0        | 0        | 0        | 0        | 0        | 0        | L        | 7-14        |       |
| 10/09              | at Bears     | S   | 3         | 3         | 0         | 0.0        | 0.0         | 1        | 3         | 1             | 1        | -6        | -6        | 0        | 2         | 0        | 0        | 0        | 0        | 0        | 0        | 0        | 0        | 0        | 0        | W        | 20-17       |       |
| 10/15              | Packers      | S   | 5         | 3         | 2         | 1.5        | 10.0        | 1        | 7         | 2             | 1        | 19        | 19        | 0        | 2         | 0        | 0        | 0        | 0        | 0        | 0        | 0        | 0        | 0        | 0        | W        | 23-10       |       |
| 10/22              | Ravens       | S   | 4         | 4         | 0         | 0.0        | 0.0         | 1        | 4         | 0             | 0        | 0         | 0         | 0        | 0         | 0        | 0        | 0        | 0        | 0        | 0        | 0        | 0        | 0        | 0        | W        | 24-16       |       |
| 10/29              | at Browns    | S   | 7         | 7         | 0         | 0.0        | 0.0         | 1        | 1         | 0             | 0        | 0         | 0         | 0        | 0         | 0        | 0        | 0        | 0        | 0        | 0        | 0        | 0        | 0        | 0        | W        | 33-16       |       |
| 11/12              | at Redskins  | S   | 8         | 6         | 2         | 0.0        | 0.0         | 0        | 0         | 0             | 0        | 0         | 0         | 0        | 0         | 0        | 0        | 0        | 0        | 0        | 0        | 0        | 0        | 0        | 0        | W        | 38-30       |       |
| 11/19              | Rams         | S   | 2         | 2         | 0         | 0.0        | 0.0         | 0        | 0         | 0             | 0        | 0         | 0         | 0        | 2         | 0        | 0        | 0        | 0        | 0        | 0        | 0        | 0        | 0        | 0        | W        | 24-7        |       |
| 11/23              | at Lions     | S   | 4         | 4         | 0         | 0.0        | 0.0         | 0        | 0         | 0             | 0        | 0         | 0         | 0        | 1         | 0        | 0        | 0        | 0        | 0        | 0        | 0        | 0        | 0        | 0        | W        | 30-23       |       |
| 12/03              | at Falcons   | S   | 4         | 4         | 0         | 0.0        | 0.0         | 0        | 0         | 0             | 0        | 0         | 0         | 0        | 0         | 0        | 0        | 0        | 0        | 0        | 0        | 0        | 0        | 0        | 0        | W        | 14-9        |       |
| 12/10              | at Panthers  | S   | 1         | 0         | 1         | 0.0        | 0.0         | 0        | 0         | 0             | 0        | 0         | 0         | 0        | 0         | 0        | 0        | 0        | 0        | 0        | 0        | 0        | 0        | 0        | 0        | L        | 24-31       |       |
| 12/17              | Bengals      | S   | 2         | 1         | 1         | 0.0        | 0.0         | 1        | 5         | 0             | 0        | 0         | 0         | 0        | 0         | 0        | 0        | 0        | 0        | 0        | 0        | 0        | 0        | 0        | 0        | W        | 34-7        |       |
| 12/23              | at Packers   | S   | 8         | 6         | 2         | 0.0        | 0.0         | 1        | 2         | 0             | 2        | 17        | 17        | 0        | 2         | 0        | 0        | 0        | 0        | 0        | 0        | 0        | 0        | 0        | 0        | W        | 16-0        |       |
| 12/31              | Bears        | S   | 6         | 4         | 2         | 0.0        | 0.0         | 0        | 0         | 0             | 0        | 0         | 0         | 0        | 1         | 0        | 0        | 0        | 0        | 0        | 0        | 0        | 0        | 0        | 0        | W        | 23-10       |       |
| <b>2017 TOTALS</b> | <b>16-16</b> |     | <b>78</b> | <b>61</b> | <b>17</b> | <b>1.5</b> | <b>10.0</b> | <b>7</b> | <b>24</b> | <b>3</b>      | <b>5</b> | <b>42</b> | <b>19</b> | <b>0</b> | <b>12</b> | <b>0</b> | <b>0</b> | <b>0</b> | <b>0</b> | <b>0</b> | <b>0</b> | <b>0</b> | <b>0</b> | <b>0</b> | <b>0</b> | <b>0</b> | <b>13-3</b> |       |

**2016 GAME-BY-GAME REGULAR-SEASON STATISTICS (VIKINGS)**

| DATE               | OPPONENT     | P/S | TACKLES   |           |           |            |             |          |           | INTERCEPTIONS |          |          |          |          | O. FUMB  |          |          |          | ST       |          |          |          | MISC     |          | SCORE    |            |        |
|--------------------|--------------|-----|-----------|-----------|-----------|------------|-------------|----------|-----------|---------------|----------|----------|----------|----------|----------|----------|----------|----------|----------|----------|----------|----------|----------|----------|----------|------------|--------|
|                    |              |     | TK        | S         | A         | SK         | YDS         | TFL      | YDS       | QBH           | NO       | YDS      | LG       | TD       | PD       | FF       | FR       | TD       | YDS      | TK       | S        | A        | FF       | FR       |          | S          | A      |
| 09/11              | at Titans    | S   | 8         | 6         | 2         | 0.0        | 0.0         | 1        | 4         | 0             | 0        | 0        | 0        | 0        | 0        | 0        | 0        | 0        | 0        | 0        | 0        | 0        | 0        | 0        | 0        | W          | 25-16  |
| 09/18              | Packers      | S   | 7         | 5         | 2         | 0.0        | 0.0         | 0        | 0         | 0             | 0        | 0        | 0        | 0        | 0        | 0        | 0        | 0        | 0        | 0        | 0        | 0        | 0        | 0        | 0        | W          | 17-14  |
| 09/25              | at Panthers  | S   | 7         | 6         | 1         | 1.0        | 6.0         | 1        | 6         | 1             | 0        | 0        | 0        | 0        | 0        | 0        | 1        | 0        | 0        | 0        | 0        | 0        | 0        | 0        | 0        | W          | 22-10  |
| 10/03              | Giants       | S   | 9         | 6         | 3         | 0.0        | 0.0         | 0        | 0         | 0             | 0        | 0        | 0        | 0        | 0        | 0        | 0        | 0        | 0        | 0        | 0        | 0        | 0        | 0        | 0        | W          | 24-10  |
| 10/09              | Texans       | S   | 6         | 4         | 2         | 0.0        | 0.0         | 0        | 0         | 0             | 0        | 0        | 0        | 0        | 1        | 0        | 0        | 0        | 0        | 0        | 0        | 0        | 0        | 0        | 0        | W          | 31-13  |
| 10/23              | at Eagles    | S   | 6         | 6         | 0         | 0.0        | 0.0         | 0        | 0         | 0             | 0        | 0        | 0        | 0        | 0        | 0        | 1        | 0        | 0        | 0        | 0        | 0        | 0        | 0        | 0        | L          | 10-21  |
| 10/31              | at Bears     | S   | 6         | 4         | 2         | 0.0        | 0.0         | 0        | 0         | 0             | 0        | 0        | 0        | 0        | 0        | 0        | 0        | 0        | 0        | 0        | 0        | 0        | 0        | 0        | 0        | L          | 10-20  |
| 11/06              | Lions        | S   | 7         | 5         | 2         | 0.0        | 0.0         | 0        | 0         | 0             | 0        | 0        | 0        | 0        | 0        | 0        | 0        | 0        | 0        | 0        | 0        | 0        | 0        | 0        | 0        | L          | 16-22+ |
| 11/13              | at Redskins  | S   | 7         | 3         | 4         | 0.0        | 0.0         | 0        | 0         | 0             | 0        | 0        | 0        | 0        | 1        | 0        | 0        | 0        | 0        | 0        | 0        | 0        | 0        | 0        | 0        | L          | 20-26  |
| 11/20              | Cardinals    | S   | 10        | 9         | 1         | 1.0        | 9.0         | 1        | 9         | 1             | 0        | 0        | 0        | 0        | 0        | 0        | 0        | 0        | 0        | 0        | 0        | 0        | 0        | 0        | 0        | W          | 30-24  |
| 11/24              | at Lions     | S   | 6         | 6         | 0         | 0.0        | 0.0         | 0        | 0         | 0             | 0        | 0        | 0        | 0        | 0        | 0        | 0        | 0        | 0        | 0        | 0        | 0        | 0        | 0        | 0        | L          | 13-16  |
| 12/01              | Cowboys      | S   | 5         | 4         | 1         | 0.0        | 0.0         | 1        | 1         | 1             | 0        | 0        | 0        | 0        | 0        | 0        | 0        | 0        | 0        | 0        | 0        | 0        | 0        | 0        | 0        | L          | 15-17  |
| 12/11              | at Jaguars   |     |           |           |           |            |             |          |           |               |          |          |          |          |          |          |          |          |          |          |          |          |          |          |          | W          | 25-16  |
| 12/18              | Colts        |     |           |           |           |            |             |          |           |               |          |          |          |          |          |          |          |          |          |          |          |          |          |          |          | L          | 6-34   |
| 12/24              | at Packers   | S   | 4         | 4         | 0         | 0.0        | 0.0         | 0        | 0         | 0             | 0        | 0        | 0        | 0        | 0        | 0        | 0        | 0        | 0        | 0        | 0        | 0        | 0        | 0        | 0        | L          | 25-38  |
| 01/01              | Bears        | S   | 3         | 1         | 2         | 0.0        | 0.0         | 0        | 0         | 0             | 0        | 0        | 0        | 0        | 0        | 0        | 0        | 0        | 0        | 0        | 0        | 0        | 0        | 0        | 0        | W          | 38-10  |
| <b>2016 TOTALS</b> | <b>14-14</b> |     | <b>91</b> | <b>69</b> | <b>22</b> | <b>2.0</b> | <b>15.0</b> | <b>4</b> | <b>20</b> | <b>3</b>      | <b>0</b> | <b>0</b> | <b>0</b> | <b>0</b> | <b>2</b> | <b>0</b> | <b>2</b> | <b>0</b> | <b>0</b> | <b>0</b> | <b>0</b> | <b>0</b> | <b>0</b> | <b>0</b> | <b>0</b> | <b>8-8</b> |        |

+ - Overtime

**2015 GAME-BY-GAME REGULAR-SEASON STATISTICS (VIKINGS)**

| DATE               | OPPONENT     | P/S | TACKLES   |           |           |            |             |          |           | INTERCEPTIONS |                  |           |            | O. FUMB  |          |          |          | ST       |          |          |          | MISC     |          | W/L      | SCORE    |          |             |
|--------------------|--------------|-----|-----------|-----------|-----------|------------|-------------|----------|-----------|---------------|------------------|-----------|------------|----------|----------|----------|----------|----------|----------|----------|----------|----------|----------|----------|----------|----------|-------------|
|                    |              |     | TK        | S         | A         | SK         | YDS         | TFL      | YDS       | QBH           | NO               | YDS       | LG         | TD       | PD       | FF       | FR       | TD       | YDS      | TK       | S        | A        | FF       |          |          | FR       | S           |
| 09/14              | at 49ers     | S   | 9         | 5         | 4         | 0.0        | 0.0         | 0        | 0         | 0             | 0                | 0         | 0          | 0        | 0        | 0        | 0        | 0        | 0        | 0        | 0        | 0        | 0        | 0        | 0        | L        | 3-20        |
| 09/20              | Lions        | S   | 6         | 6         | 0         | 0.0        | 0.0         | 0        | 0         | 1             | 0                | 0         | 0          | 0        | 0        | 1        | 0        | 0        | 0        | 0        | 0        | 0        | 0        | 0        | 0        | W        | 26-16       |
| 09/27              | Chargers     | S   | 8         | 5         | 3         | 0.0        | 0.0         | 1        | 4         | 0             | 0                | 0         | 0          | 1        | 0        | 0        | 0        | 0        | 0        | 0        | 0        | 0        | 0        | 0        | 0        | W        | 31-14       |
| 10/04              | at Broncos   | S   | 3         | 2         | 1         | 0.0        | 0.0         | 0        | 0         | 0             | 1                | 0         | 0          | 0        | 1        | 0        | 0        | 0        | 0        | 0        | 0        | 0        | 0        | 0        | 0        | L        | 20-23       |
| 10/18              | Chiefs       | S   | 2         | 2         | 0         | 0.0        | 0.0         | 0        | 0         | 0             | 0                | 0         | 0          | 0        | 0        | 0        | 0        | 0        | 0        | 0        | 0        | 0        | 0        | 0        | 0        | W        | 16-10       |
| 10/25              | at Lions     | S   | 9         | 5         | 4         | 1.0        | 8.0         | 1        | 8         | 2             | 0                | 0         | 0          | 0        | 0        | 0        | 0        | 0        | 0        | 0        | 0        | 0        | 0        | 0        | 0        | W        | 28-19       |
| 11/01              | at Bears     | S   | 7         | 5         | 2         | 0.0        | 0.0         | 0        | 0         | 0             | 0                | 0         | 0          | 0        | 0        | 0        | 0        | 0        | 0        | 0        | 0        | 0        | 0        | 0        | 0        | W        | 23-20       |
| 11/08              | Rams         | S   | 0         | 0         | 0         | 0.0        | 0.0         | 0        | 0         | 1             | 0                | 0         | 0          | 0        | 0        | 0        | 0        | 0        | 0        | 0        | 0        | 0        | 0        | 0        | 0        | W        | 21-18+      |
| 11/15              | at Raiders   | S   | 6         | 6         | 0         | 0.0        | 0.0         | 0        | 0         | 1             | 0                | 0         | 0          | 0        | 0        | 0        | 0        | 0        | 0        | 0        | 0        | 0        | 0        | 0        | 0        | W        | 30-14       |
| 11/22              | Packers      | S   | 4         | 4         | 0         | 0.0        | 0.0         | 0        | 0         | 0             | 0                | 0         | 0          | 0        | 0        | 0        | 0        | 0        | 0        | 0        | 0        | 0        | 0        | 0        | 0        | L        | 13-30       |
| 11/29              | at Falcons   |     |           |           |           |            |             |          |           |               | INACTIVE         |           |            |          |          |          |          |          |          |          |          |          |          |          | W        | 20-10    |             |
| 12/06              | Seahawks     | S   | 2         | 2         | 0         | 0.0        | 0.0         | 1        | 1         | 0             | 0                | 0         | 0          | 0        | 0        | 0        | 0        | 0        | 0        | 0        | 0        | 0        | 0        | 0        | 0        | L        | 7-38        |
| 12/10              | at Cardinals |     |           |           |           |            |             |          |           |               | ON INACTIVE LIST |           |            |          |          |          |          |          |          |          |          |          |          |          | L        | 20-23    |             |
| 12/20              | Bears        |     |           |           |           |            |             |          |           |               | INACTIVE         |           |            |          |          |          |          |          |          |          |          |          |          |          | W        | 38-17    |             |
| 12/27              | Giants       | S   | 5         | 4         | 1         | 0.0        | 0.0         | 0        | 0         | 0             | 1                | 35        | 35         | 1        | 1        | 0        | 0        | 0        | 0        | 0        | 0        | 0        | 0        | 0        | 0        | W        | 49-17       |
| 01/03              | at Packers   | S   | 5         | 3         | 2         | 0.5        | 3.0         | 0        | 0         | 1             | 0                | 0         | 0          | 0        | 0        | 0        | 0        | 0        | 0        | 0        | 0        | 0        | 0        | 0        | 0        | W        | 20-13       |
| <b>2015 TOTALS</b> | <b>13-13</b> |     | <b>66</b> | <b>49</b> | <b>17</b> | <b>1.5</b> | <b>11.0</b> | <b>3</b> | <b>13</b> | <b>6</b>      | <b>2</b>         | <b>35</b> | <b>35T</b> | <b>1</b> | <b>3</b> | <b>1</b> | <b>0</b> | <b>0</b> | <b>0</b> | <b>0</b> | <b>0</b> | <b>0</b> | <b>0</b> | <b>0</b> | <b>0</b> | <b>0</b> | <b>11-5</b> |

+ - Overtime

**2014 GAME-BY-GAME REGULAR-SEASON STATISTICS (VIKINGS)**

| DATE               | OPPONENT         | P/S | TACKLES   |           |           |            |             |          |           | INTERCEPTIONS |          |            |            | O. FUMB  |          |          |          | ST       |          |          |          | MISC     |          | W/L      | SCORE    |            |        |       |
|--------------------|------------------|-----|-----------|-----------|-----------|------------|-------------|----------|-----------|---------------|----------|------------|------------|----------|----------|----------|----------|----------|----------|----------|----------|----------|----------|----------|----------|------------|--------|-------|
|                    |                  |     | TK        | S         | A         | SK         | YDS         | TFL      | YDS       | QBH           | NO       | YDS        | LG         | TD       | PD       | FF       | FR       | TD       | YDS      | TK       | S        | A        | FF       |          |          | FR         | S      | A     |
| 09/07              | at Rams          | S   | 2         | 2         | 0         | 1.0        | 9.0         | 1        | 9         | 1             | 1        | 81         | 81         | 1        | 1        | 0        | 0        | 0        | 0        | 0        | 0        | 0        | 0        | 0        | 0        | 0          | W      | 34-6  |
| 09/14              | Patriots         | S   | 8         | 7         | 1         | 0.0        | 0.0         | 0        | 0         | 0             | 0        | 0          | 0          | 0        | 0        | 0        | 0        | 0        | 0        | 0        | 0        | 0        | 0        | 0        | 0        | L          | 7-30   |       |
| 09/21              | at Saints        | S   | 4         | 2         | 2         | 0.0        | 0.0         | 0        | 0         | 0             | 0        | 0          | 0          | 0        | 3        | 0        | 0        | 0        | 0        | 0        | 0        | 0        | 0        | 0        | 0        | L          | 9-20   |       |
| 09/28              | Falcons          | S   | 6         | 5         | 1         | 0.0        | 0.0         | 0        | 0         | 0             | 1        | 1          | 1          | 0        | 1        | 0        | 0        | 0        | 0        | 0        | 0        | 0        | 0        | 0        | 0        | W          | 41-28  |       |
| 10/02              | at Packers       | S   | 5         | 5         | 0         | 0.0        | 0.0         | 1        | 1         | 0             | 1        | 5          | 5          | 0        | 1        | 0        | 0        | 0        | 0        | 0        | 0        | 1        | 0        | 1        | 0        | 0          | L      | 10-42 |
| 10/12              | Lions            | S   | 4         | 3         | 1         | 0.0        | 0.0         | 1        | 2         | 0             | 0        | 0          | 0          | 0        | 0        | 0        | 0        | 0        | 0        | 0        | 0        | 0        | 0        | 0        | 0        | L          | 3-17   |       |
| 10/19              | at Bills         | S   | 5         | 5         | 0         | 0.0        | 0.0         | 0        | 0         | 1             | 0        | 0          | 0          | 0        | 0        | 1        | 0        | 0        | 0        | 0        | 0        | 0        | 0        | 0        | 0        | L          | 16-17  |       |
| 10/26              | at<br>Buccaneers | S   | 3         | 2         | 1         | 0.0        | 0.0         | 0        | 0         | 1             | 0        | 0          | 0          | 0        | 0        | 0        | 0        | 0        | 0        | 0        | 0        | 0        | 0        | 0        | 0        | W          | 19-13+ |       |
| 11/02              | Redskins         | S   | 10        | 10        | 0         | 0.0        | 0.0         | 0        | 0         | 0             | 0        | 0          | 0          | 0        | 0        | 0        | 0        | 0        | 0        | 0        | 0        | 0        | 0        | 0        | 0        | W          | 29-26  |       |
| 11/16              | at Bears         | S   | 3         | 3         | 0         | 0.0        | 0.0         | 0        | 0         | 0             | 1        | 52         | 52         | 0        | 1        | 0        | 0        | 0        | 0        | 0        | 0        | 0        | 0        | 0        | 0        | L          | 13-21  |       |
| 11/23              | Packers          | S   | 10        | 5         | 5         | 0.0        | 0.0         | 1        | 1         | 0             | 0        | 0          | 0          | 0        | 1        | 0        | 0        | 0        | 0        | 0        | 0        | 0        | 0        | 0        | 0        | L          | 21-24  |       |
| 11/30              | Panthers         | S   | 8         | 6         | 2         | 1.0        | 1.0         | 2        | 6         | 1             | 0        | 0          | 0          | 0        | 0        | 0        | 0        | 0        | 0        | 0        | 0        | 0        | 0        | 0        | 0        | W          | 31-13  |       |
| 12/07              | Jets             | S   | 8         | 5         | 3         | 1.0        | 12.0        | 1        | 12        | 1             | 0        | 0          | 0          | 0        | 0        | 0        | 0        | 0        | 0        | 0        | 0        | 0        | 0        | 0        | 0        | W          | 30-24+ |       |
| 12/14              | at Lions         | S   | 6         | 5         | 1         | 0.0        | 0.0         | 0        | 0         | 0             | 0        | 0          | 0          | 0        | 0        | 0        | 0        | 0        | 0        | 0        | 0        | 0        | 0        | 0        | 0        | L          | 14-16  |       |
| 12/21              | at Dolphins      | S   | 5         | 5         | 0         | 0.0        | 0.0         | 0        | 0         | 0             | 1        | 11         | 11         | 0        | 1        | 0        | 0        | 0        | 0        | 0        | 0        | 0        | 0        | 0        | 0        | L          | 35-37  |       |
| 12/28              | Bears            | S   | 4         | 1         | 3         | 0.0        | 0.0         | 0        | 0         | 0             | 0        | 0          | 0          | 0        | 0        | 0        | 0        | 0        | 0        | 0        | 0        | 0        | 0        | 0        | 0        | W          | 13-9   |       |
| <b>2014 TOTALS</b> | <b>16-16</b>     |     | <b>91</b> | <b>71</b> | <b>20</b> | <b>3.0</b> | <b>22.0</b> | <b>7</b> | <b>31</b> | <b>5</b>      | <b>5</b> | <b>150</b> | <b>81T</b> | <b>1</b> | <b>9</b> | <b>1</b> | <b>0</b> | <b>0</b> | <b>0</b> | <b>0</b> | <b>1</b> | <b>0</b> | <b>1</b> | <b>0</b> | <b>0</b> | <b>7-9</b> |        |       |

+ - Overtime

**2013 GAME-BY-GAME REGULAR-SEASON STATISTICS (VIKINGS)**

| DATE               | OPPONENT    | P/S        | TACKLES       |           |           |            |            |          |          | INTERCEPTIONS |          |          |          |          | O. FUMB  |          |          |          | ST       |          |          |          |          | MISC     |          |              | SCORE |
|--------------------|-------------|------------|---------------|-----------|-----------|------------|------------|----------|----------|---------------|----------|----------|----------|----------|----------|----------|----------|----------|----------|----------|----------|----------|----------|----------|----------|--------------|-------|
|                    |             |            | TK            | S         | A         | SK         | YDS        | TFL      | YDS      | QBH           | NO       | YDS      | LG       | TD       | PD       | FF       | FR       | TD       | YDS      | TK       | S        | A        | FF       | FR       | S        | A            |       |
| 09/08              | at Lions    | S          | 10            | 7         | 3         | 0.0        | 0.0        | 0        | 0        | 0             | 0        | 0        | 0        | 0        | 1        | 0        | 1        | 0        | 0        | 0        | 0        | 0        | 0        | 0        | 0        | L            | 24-34 |
| 09/15              | at Bears    | S          | 8             | 8         | 0         | 0.0        | 0.0        | 0        | 0        | 0             | 1        | 0        | 0        | 0        | 1        | 0        | 0        | 0        | 0        | 0        | 0        | 0        | 0        | 0        | L        | 30-31        |       |
| 09/22              | Browns      | S          | 5             | 5         | 0         | 0.0        | 0.0        | 1        | 2        | 0             | 1        | 4        | 4        | 0        | 1        | 0        | 0        | 0        | 0        | 0        | 0        | 0        | 0        | 0        | L        | 27-31        |       |
| 09/29              | Steelers    | S          | 7             | 6         | 1         | 0.0        | 0.0        | 0        | 0        | 0             | 0        | 0        | 0        | 0        | 0        | 0        | 0        | 0        | 0        | 0        | 0        | 0        | 0        | 0        | W        | 34-27        |       |
| 10/13              | Panthers    | S          | 3             | 2         | 1         | 0.0        | 0.0        | 0        | 0        | 0             | 0        | 0        | 0        | 0        | 0        | 0        | 0        | 0        | 1        | 1        | 0        | 0        | 0        | 0        | L        | 10-35        |       |
| 10/21              | at Giants   |            | NOT ON ROSTER |           |           |            |            |          |          |               |          |          |          |          |          |          |          |          |          |          |          | L        | 7-23     |          |          |              |       |
| 11/03              | at Cowboys  |            | NOT ON ROSTER |           |           |            |            |          |          |               |          |          |          |          |          |          |          |          |          |          |          | L        | 23-27    |          |          |              |       |
| 11/17              | at Seahawks |            | NOT ON ROSTER |           |           |            |            |          |          |               |          |          |          |          |          |          |          |          |          |          |          | L        | 20-41    |          |          |              |       |
| 11/24              | at Packers  |            | NOT ON ROSTER |           |           |            |            |          |          |               |          |          |          |          |          |          |          |          |          |          |          | T        | 26-26+   |          |          |              |       |
| 12/01              | Bears       |            | NOT ON ROSTER |           |           |            |            |          |          |               |          |          |          |          |          |          |          |          |          |          |          | W        | 23-20+   |          |          |              |       |
| 12/08              | at Ravens   |            | NOT ON ROSTER |           |           |            |            |          |          |               |          |          |          |          |          |          |          |          |          |          |          | L        | 26-29    |          |          |              |       |
| 12/15              | Eagles      | P          | 8             | 6         | 2         | 0.0        | 0.0        | 0        | 0        | 0             | 0        | 0        | 0        | 0        | 0        | 0        | 0        | 0        | 0        | 0        | 0        | 0        | 0        | 0        | W        | 48-30        |       |
| 12/22              | at Bengals  | S          | 6             | 4         | 2         | 0.0        | 0.0        | 0        | 0        | 0             | 0        | 0        | 0        | 0        | 0        | 0        | 0        | 0        | 1        | 0        | 1        | 0        | 0        | 0        | L        | 14-42        |       |
| 12/29              | Lions       | S          | 9             | 8         | 1         | 0.0        | 0.0        | 1        | 1        | 0             | 0        | 0        | 0        | 0        | 0        | 0        | 0        | 0        | 0        | 0        | 0        | 0        | 0        | 0        | W        | 14-13        |       |
| <b>2013 TOTALS</b> |             | <b>8-7</b> | <b>56</b>     | <b>46</b> | <b>10</b> | <b>0.0</b> | <b>0.0</b> | <b>2</b> | <b>3</b> | <b>0</b>      | <b>2</b> | <b>4</b> | <b>4</b> | <b>0</b> | <b>3</b> | <b>0</b> | <b>1</b> | <b>0</b> | <b>0</b> | <b>2</b> | <b>1</b> | <b>1</b> | <b>0</b> | <b>0</b> | <b>0</b> | <b>4-9-1</b> |       |

+ - Overtime

**2012 GAME-BY-GAME REGULAR-SEASON STATISTICS (VIKINGS)**

| DATE               | OPPONENT    | P/S          | TACKLES   |           |           |            |            |          |          | INTERCEPTIONS |          |           |            |          | O. FUMB   |          |          |          | ST       |          |          |          |          | MISC     |          |             | SCORE  |
|--------------------|-------------|--------------|-----------|-----------|-----------|------------|------------|----------|----------|---------------|----------|-----------|------------|----------|-----------|----------|----------|----------|----------|----------|----------|----------|----------|----------|----------|-------------|--------|
|                    |             |              | TK        | S         | A         | SK         | YDS        | TFL      | YDS      | QBH           | NO       | YDS       | LG         | TD       | PD        | FF       | FR       | TD       | YDS      | TK       | S        | A        | FF       | FR       | S        | A           |        |
| 09/09              | Jaguars     | S            | 7         | 3         | 4         | 0.0        | 0.0        | 0        | 0        | 0             | 0        | 0         | 0          | 0        | 1         | 0        | 0        | 0        | 0        | 0        | 0        | 0        | 0        | 0        | 0        | W           | 26-23+ |
| 09/16              | at Colts    | S            | 7         | 3         | 4         | 0.0        | 0.0        | 0        | 0        | 0             | 0        | 0         | 0          | 1        | 0         | 0        | 0        | 0        | 0        | 0        | 0        | 0        | 0        | 0        | 0        | L           | 20-23  |
| 09/23              | 49ers       | S            | 6         | 2         | 4         | 0.0        | 0.0        | 0        | 0        | 0             | 0        | 0         | 0          | 1        | 0         | 0        | 0        | 0        | 1        | 1        | 0        | 0        | 0        | 0        | 0        | W           | 24-13  |
| 09/30              | at Lions    | S            | 1         | 1         | 0         | 0.0        | 0.0        | 0        | 0        | 0             | 0        | 0         | 0          | 2        | 0         | 0        | 0        | 0        | 0        | 0        | 0        | 0        | 0        | 0        | 0        | W           | 20-13  |
| 10/07              | Titans      | S            | 2         | 2         | 0         | 0.0        | 0.0        | 0        | 0        | 0             | 0        | 0         | 0          | 0        | 0         | 1        | 0        | 0        | 0        | 1        | 0        | 0        | 0        | 0        | 0        | W           | 30-7   |
| 10/14              | at Redskins | S            | 1         | 1         | 0         | 0.0        | 0.0        | 0        | 0        | 0             | 0        | 0         | 0          | 1        | 0         | 0        | 0        | 0        | 1        | 0        | 1        | 0        | 0        | 0        | 0        | L           | 26-38  |
| 10/21              | Cardinals   | S            | 6         | 5         | 1         | 0.0        | 0.0        | 0        | 0        | 0             | 1        | 31        | 31         | 1        | 1         | 0        | 0        | 0        | 0        | 0        | 0        | 0        | 0        | 0        | 0        | W           | 21-14  |
| 10/25              | Buccaneers  | S            | 13        | 7         | 6         | 0.0        | 0.0        | 0        | 0        | 0             | 0        | 0         | 0          | 0        | 0         | 0        | 0        | 0        | 0        | 0        | 0        | 0        | 0        | 0        | 0        | L           | 17-36  |
| 11/04              | at Seahawks | S            | 7         | 4         | 3         | 0.0        | 0.0        | 0        | 0        | 0             | 0        | 0         | 0          | 0        | 0         | 0        | 0        | 0        | 0        | 0        | 0        | 0        | 0        | 0        | 0        | L           | 20-30  |
| 11/11              | Lions       | S            | 4         | 4         | 0         | 0.0        | 0.0        | 0        | 0        | 0             | 0        | 0         | 0          | 0        | 0         | 0        | 0        | 0        | 0        | 0        | 0        | 0        | 0        | 0        | 0        | W           | 34-24  |
| 11/25              | at Bears    | S            | 6         | 6         | 0         | 0.0        | 0.0        | 1        | 0        | 0             | 0        | 0         | 0          | 0        | 0         | 0        | 0        | 0        | 1        | 1        | 0        | 0        | 0        | 0        | 0        | L           | 10-28  |
| 12/02              | at Packers  | S            | 11        | 8         | 3         | 0.0        | 0.0        | 0        | 0        | 0             | 1        | 0         | 0          | 0        | 1         | 0        | 0        | 0        | 0        | 0        | 0        | 0        | 0        | 0        | 0        | L           | 14-23  |
| 12/09              | Bears       | S            | 6         | 4         | 2         | 0.0        | 0.0        | 0        | 0        | 1             | 1        | 56        | 56         | 1        | 1         | 0        | 0        | 0        | 1        | 1        | 0        | 0        | 0        | 0        | 0        | W           | 21-14  |
| 12/16              | at Rams     | S            | 9         | 8         | 1         | 0.0        | 0.0        | 0        | 0        | 0             | 0        | 0         | 0          | 0        | 0         | 0        | 0        | 0        | 1        | 1        | 0        | 0        | 0        | 0        | 0        | W           | 36-22  |
| 12/23              | at Texans   | S            | 7         | 7         | 0         | 1.0        | 0.0        | 0        | 0        | 1             | 0        | 0         | 0          | 0        | 1         | 1        | 0        | 0        | 0        | 0        | 0        | 0        | 0        | 0        | 0        | W           | 23-6   |
| 12/30              | Packers     | S            | 5         | 5         | 0         | 0.0        | 0.0        | 0        | 0        | 0             | 0        | 0         | 0          | 0        | 0         | 0        | 0        | 0        | 0        | 0        | 0        | 0        | 0        | 0        | 0        | W           | 37-34  |
| <b>2012 TOTALS</b> |             | <b>16-16</b> | <b>98</b> | <b>70</b> | <b>28</b> | <b>1.0</b> | <b>0.0</b> | <b>1</b> | <b>0</b> | <b>2</b>      | <b>3</b> | <b>87</b> | <b>56T</b> | <b>2</b> | <b>10</b> | <b>1</b> | <b>1</b> | <b>0</b> | <b>0</b> | <b>6</b> | <b>4</b> | <b>2</b> | <b>0</b> | <b>0</b> | <b>0</b> | <b>10-6</b> |        |

+ - Overtime

**2022 GAME-BY-GAME POSTSEASON STATISTICS (VIKINGS)**

| DATE               | OPPONENT | P/S        | TACKLES  |          |          |            |            |          |          | INTERCEPTIONS |          |          |          |          | O. FUMB  |          |          |          | ST       |          |          |          |          | MISC     |          |            | SCORE |
|--------------------|----------|------------|----------|----------|----------|------------|------------|----------|----------|---------------|----------|----------|----------|----------|----------|----------|----------|----------|----------|----------|----------|----------|----------|----------|----------|------------|-------|
|                    |          |            | TK       | S        | A        | SK         | YDS        | TFL      | YDS      | QBH           | NO       | YDS      | LG       | TD       | PD       | FF       | FR       | TD       | YDS      | TK       | S        | A        | FF       | FR       | S        | A          |       |
| 01/15              | Giants   | S          | 3        | 3        | 0        | 0.0        | 0.0        | 0        | 0        | 0             | 0        | 0        | 0        | 0        | 0        | 0        | 0        | 0        | 0        | 0        | 0        | 0        | 0        | 0        | 0        | L          | 24-31 |
| <b>2022 TOTALS</b> |          | <b>1-1</b> | <b>3</b> | <b>3</b> | <b>0</b> | <b>0.0</b> | <b>0.0</b> | <b>0</b> | <b>0</b> | <b>0</b>      | <b>0</b> | <b>0</b> | <b>0</b> | <b>0</b> | <b>0</b> | <b>0</b> | <b>0</b> | <b>0</b> | <b>0</b> | <b>0</b> | <b>0</b> | <b>0</b> | <b>0</b> | <b>0</b> | <b>0</b> | <b>0-1</b> |       |

**2019 GAME-BY-GAME POSTSEASON STATISTICS (VIKINGS)**

| DATE               | OPPONENT  | P/S        | TACKLES   |           |          |            |            |          |          | INTERCEPTIONS |          |          |          |          | O. FUMB  |          |          |          | ST       |          |          |          | MISC     |          |          | SCORE      |        |
|--------------------|-----------|------------|-----------|-----------|----------|------------|------------|----------|----------|---------------|----------|----------|----------|----------|----------|----------|----------|----------|----------|----------|----------|----------|----------|----------|----------|------------|--------|
|                    |           |            | TK        | S         | A        | SK         | YDS        | TFL      | YDS      | QBH           | NO       | YDS      | LG       | TD       | PD       | FF       | FR       | TD       | YDS      | TK       | S        | A        | FF       | FR       | S        |            | A      |
| 01/05              | at Saints | S          | 11        | 8         | 3        | 0.0        | 0.0        | 0        | 0        | 0             | 0        | 0        | 0        | 0        | 0        | 0        | 0        | 0        | 0        | 0        | 0        | 0        | 0        | 0        | 0        | W          | 26-20+ |
| 01/11              | at 49ers  | S          | 8         | 4         | 4        | 0.0        | 0.0        | 0        | 0        | 0             | 0        | 0        | 0        | 0        | 0        | 0        | 0        | 0        | 0        | 0        | 0        | 0        | 0        | 0        | L        | 10-27      |        |
| <b>2019 TOTALS</b> |           | <b>2-2</b> | <b>19</b> | <b>12</b> | <b>7</b> | <b>0.0</b> | <b>0.0</b> | <b>0</b> | <b>0</b> | <b>0</b>      | <b>0</b> | <b>0</b> | <b>0</b> | <b>0</b> | <b>0</b> | <b>0</b> | <b>0</b> | <b>0</b> | <b>0</b> | <b>0</b> | <b>0</b> | <b>0</b> | <b>0</b> | <b>0</b> | <b>0</b> | <b>1-1</b> |        |

+ - Overtime

**2017 GAME-BY-GAME POSTSEASON STATISTICS (VIKINGS)**

| DATE               | OPPONENT  | P/S        | TACKLES   |           |          |            |             |          |           | INTERCEPTIONS |          |          |          |          | O. FUMB  |          |          |          | ST       |          |          |          | MISC     |          |          | SCORE      |       |
|--------------------|-----------|------------|-----------|-----------|----------|------------|-------------|----------|-----------|---------------|----------|----------|----------|----------|----------|----------|----------|----------|----------|----------|----------|----------|----------|----------|----------|------------|-------|
|                    |           |            | TK        | S         | A        | SK         | YDS         | TFL      | YDS       | QBH           | NO       | YDS      | LG       | TD       | PD       | FF       | FR       | TD       | YDS      | TK       | S        | A        | FF       | FR       | S        |            | A     |
| 01/14              | Saints    | S          | 7         | 6         | 1        | 1.0        | 10.0        | 1        | 10        | 1             | 0        | 0        | 0        | 0        | 0        | 0        | 0        | 0        | 0        | 0        | 0        | 0        | 0        | 0        | 0        | W          | 29-24 |
| 01/21              | at Eagles | S          | 6         | 6         | 0        | 0.0        | 0.0         | 0        | 0         | 0             | 0        | 0        | 0        | 0        | 0        | 0        | 0        | 0        | 0        | 0        | 0        | 0        | 0        | 0        | L        | 7-38       |       |
| <b>2017 TOTALS</b> |           | <b>2-2</b> | <b>13</b> | <b>12</b> | <b>1</b> | <b>1.0</b> | <b>10.0</b> | <b>1</b> | <b>10</b> | <b>1</b>      | <b>0</b> | <b>0</b> | <b>0</b> | <b>0</b> | <b>0</b> | <b>0</b> | <b>0</b> | <b>0</b> | <b>0</b> | <b>0</b> | <b>0</b> | <b>0</b> | <b>0</b> | <b>0</b> | <b>0</b> | <b>1-1</b> |       |

**2015 GAME-BY-GAME POSTSEASON STATISTICS (VIKINGS)**

| DATE               | OPPONENT | P/S        | TACKLES  |          |          |            |            |          |          | INTERCEPTIONS |          |          |          |          | O. FUMB  |          |          |          | ST       |          |          |          | MISC     |          |          | SCORE      |      |
|--------------------|----------|------------|----------|----------|----------|------------|------------|----------|----------|---------------|----------|----------|----------|----------|----------|----------|----------|----------|----------|----------|----------|----------|----------|----------|----------|------------|------|
|                    |          |            | TK       | S        | A        | SK         | YDS        | TFL      | YDS      | QBH           | NO       | YDS      | LG       | TD       | PD       | FF       | FR       | TD       | YDS      | TK       | S        | A        | FF       | FR       | S        |            | A    |
| 01/10              | Seahawks | S          | 3        | 2        | 1        | 0.0        | 0.0        | 1        | 2        | 0             | 0        | 0        | 0        | 0        | 1        | 0        | 0        | 0        | 0        | 0        | 0        | 0        | 0        | 0        | 0        | L          | 9-10 |
| <b>2015 TOTALS</b> |          | <b>1-1</b> | <b>3</b> | <b>2</b> | <b>1</b> | <b>0.0</b> | <b>0.0</b> | <b>1</b> | <b>2</b> | <b>0</b>      | <b>0</b> | <b>0</b> | <b>0</b> | <b>0</b> | <b>1</b> | <b>0</b> | <b>0</b> | <b>0</b> | <b>0</b> | <b>0</b> | <b>0</b> | <b>0</b> | <b>0</b> | <b>0</b> | <b>0</b> | <b>0-1</b> |      |

**2012 GAME-BY-GAME POSTSEASON STATISTICS (VIKINGS)**

| DATE               | OPPONENT   | P/S        | TACKLES  |          |          |            |            |          |          | INTERCEPTIONS |          |          |          |          | O. FUMB  |          |          |          | ST       |          |          |          | MISC     |          |          | SCORE      |       |
|--------------------|------------|------------|----------|----------|----------|------------|------------|----------|----------|---------------|----------|----------|----------|----------|----------|----------|----------|----------|----------|----------|----------|----------|----------|----------|----------|------------|-------|
|                    |            |            | TK       | S        | A        | SK         | YDS        | TFL      | YDS      | QBH           | NO       | YDS      | LG       | TD       | PD       | FF       | FR       | TD       | YDS      | TK       | S        | A        | FF       | FR       | S        |            | A     |
| 01/05              | at Packers | S          | 8        | 7        | 1        | 0.0        | 0.0        | 2        | 0        | 0             | 0        | 0        | 0        | 0        | 1        | 0        | 0        | 0        | 0        | 0        | 0        | 0        | 0        | 0        | 0        | L          | 10-24 |
| <b>2012 TOTALS</b> |            | <b>1-1</b> | <b>8</b> | <b>7</b> | <b>1</b> | <b>0.0</b> | <b>0.0</b> | <b>2</b> | <b>0</b> | <b>0</b>      | <b>0</b> | <b>0</b> | <b>0</b> | <b>0</b> | <b>1</b> | <b>0</b> | <b>0</b> | <b>0</b> | <b>0</b> | <b>0</b> | <b>0</b> | <b>0</b> | <b>0</b> | <b>0</b> | <b>0</b> | <b>0-1</b> |       |





# NAJEE THOMPSON



# 11

## CORNERBACK

**Ht:** 5-11

**Wt:** 205

**DOB:** 7-7-00

**College:** Georgia Southern

**Vikings Season:** Rookie **NFL Season:** Rookie

**Acquired:** UDFA '23

**2023 GP/GS**

7/0

**CAREER GP/GS**

7/0

**PLAYOFF GP/GS**

0/0

### KEY TRANSACTIONS

- Joined the Vikings as an undrafted free agent in 2023.

### OFF THE FIELD

- Majored in interdisciplinary studies.

### CAREER NOTES

#### 2023 | MINNESOTA VIKINGS

- Had one special teams tackles in at Atlanta in Week 9 (11/5).
- Inactive in Weeks 7 against the 49ers (10/23) and Week 8 at Green Bay (10/29).
- Played 47% of Vikings special teams snap through the first six weeks of the season.
- Made his NFL debut in Week 1 against Tampa Bay (9/10).

#### COLLEGE - GEORGIA SOUTHERN

- Played in all 13 games, starting eight during the 2022 season. He was on the field for 737 total snaps (557 defense, 180 special teams) and had 37 tackles, including one for loss. He also notched 11 pass breakups and an interception.
- Played in nine games, starting two in 2021. Played 321 total snaps (167 on defense, team-high 154 on special teams). He posted 25 tackles, one interception and a pass breakup on the season.
- In 2020, he played in all 13 games, seeing action on 318 total snaps (200 on offense, 118 on special teams). He had four catches for 67 yards and tallied seven tackles and two blocked punts on special teams.
- Played in all 13 games, seeing action on 266 plays (181 special teams). He racked up 10 solo tackles, two fumble recoveries and a forced fumble. He also registered six receptions for 67 yards and carried the ball twice for 14 yards.
- Played in 12 games in 2018 and was on the field for 167 total plays (158 special teams).

### HONORS

- Pro Football Network First-Team All-American (2021)
- Pro Football Network All-Sun Belt Conference First Team (2021)

#### PREP - BOILING SPRINGS (S.C.)

- Ranked the No. 48 player in the state of South Carolina by 247Sports, and the No. 199 overall athlete in the country.
- A first-team selection to the Herald-Journal/GoUpstate All-Area Football Team as an athlete/punt returner.
- Had nine total touchdowns and two interceptions and was a standout kick and punt returner as a prep.

**NAJEE THOMPSON'S NFL REGULAR SEASON DEFENSIVE STATISTICS**

| DATE              | TEAM    | GP       | TACKLES  |          |          |          |          |          |            | INTERCEPTIONS |          |          |          |          | O. FUMB  |          |          |          | ST       |          |          | MISC     |          |          |          |          |          |
|-------------------|---------|----------|----------|----------|----------|----------|----------|----------|------------|---------------|----------|----------|----------|----------|----------|----------|----------|----------|----------|----------|----------|----------|----------|----------|----------|----------|----------|
|                   |         |          | GS       | TK       | S        | A        | TFL      | YDS      | SK         | YDS           | QBH      | NO       | YDS      | LG       | TD       | PD       | FF       | FR       | TD       | YDS      | TK       | S        | A        | FF       | FR       | S        | A        |
| 2023              | Vikings | 7        | 0        | 0        | 0        | 0        | 0        | 0        | 0.0        | 0.0           | 0        | 0        | 0        | 0        | 0        | 0        | 0        | 0        | 0        | 0        | 4        | 3        | 1        | 0        | 0        | 0        | 0        |
| <b>NFL TOTALS</b> |         | <b>7</b> | <b>0</b> | <b>0</b> | <b>0</b> | <b>0</b> | <b>0</b> | <b>0</b> | <b>0.0</b> | <b>0.0</b>    | <b>0</b> | <b>0</b> | <b>0</b> | <b>0</b> | <b>0</b> | <b>0</b> | <b>0</b> | <b>0</b> | <b>0</b> | <b>0</b> | <b>4</b> | <b>3</b> | <b>1</b> | <b>0</b> | <b>0</b> | <b>0</b> | <b>0</b> |

**SINGLE-GAME HIGHS: DEFENSIVE**

Special Teams Tackles

2 at ATL, Nov 05, 2023

**2023 GAME-BY-GAME REGULAR-SEASON STATISTICS (VIKINGS)**

| DATE               | OPPONENT    | P/S        | TACKLES          |          |          |            |            |          |          | INTERCEPTIONS |          |          |          |          | O. FUMB  |          |          |          | ST       |          |          | MISC     |          | SCORE    |          |          |            |       |       |
|--------------------|-------------|------------|------------------|----------|----------|------------|------------|----------|----------|---------------|----------|----------|----------|----------|----------|----------|----------|----------|----------|----------|----------|----------|----------|----------|----------|----------|------------|-------|-------|
|                    |             |            | TK               | S        | A        | SK         | YDS        | TFL      | YDS      | QBH           | NO       | YDS      | LG       | TD       | PD       | FF       | FR       | TD       | YDS      | TK       | S        | A        | FF       |          | FR       | S        | A          | W/L   |       |
| 09/10              | Buccaneers  | P          | 0                | 0        | 0        | 0.0        | 0.0        | 0        | 0        | 0             | 0        | 0        | 0        | 0        | 0        | 0        | 0        | 0        | 0        | 1        | 1        | 0        | 0        | 0        | 0        | 0        | 0          | L     | 17-20 |
| 09/14              | at Eagles   | P          | 0                | 0        | 0        | 0.0        | 0.0        | 0        | 0        | 0             | 0        | 0        | 0        | 0        | 0        | 0        | 0        | 0        | 0        | 0        | 0        | 0        | 0        | 0        | 0        | 0        | 0          | L     | 28-34 |
| 09/24              | Chargers    | P          | 0                | 0        | 0        | 0.0        | 0.0        | 0        | 0        | 0             | 0        | 0        | 0        | 0        | 0        | 0        | 0        | 0        | 0        | 0        | 0        | 0        | 0        | 0        | 0        | 0        | L          | 24-28 |       |
| 10/01              | at Panthers | P          | 0                | 0        | 0        | 0.0        | 0.0        | 0        | 0        | 0             | 0        | 0        | 0        | 0        | 0        | 0        | 0        | 0        | 0        | 1        | 1        | 0        | 0        | 0        | 0        | 0        | W          | 21-13 |       |
| 10/08              | Chiefs      | P          | 0                | 0        | 0        | 0.0        | 0.0        | 0        | 0        | 0             | 0        | 0        | 0        | 0        | 0        | 0        | 0        | 0        | 0        | 0        | 0        | 0        | 0        | 0        | 0        | 0        | L          | 20-27 |       |
| 10/15              | at Bears    | P          | 0                | 0        | 0        | 0.0        | 0.0        | 0        | 0        | 0             | 0        | 0        | 0        | 0        | 0        | 0        | 0        | 0        | 0        | 0        | 0        | 0        | 0        | 0        | 0        | 0        | W          | 19-13 |       |
| 10/23              | 49ers       |            | ON INACTIVE LIST |          |          |            |            |          |          |               |          |          |          |          |          |          |          |          |          |          |          | W        | 22-17    |          |          |          |            |       |       |
| 10/29              | at Packers  |            | ON INACTIVE LIST |          |          |            |            |          |          |               |          |          |          |          |          |          |          |          |          |          |          | W        | 24-10    |          |          |          |            |       |       |
| 11/05              | at Falcons  | P          | 0                | 0        | 0        | 0.0        | 0.0        | 0        | 0        | 0             | 0        | 0        | 0        | 0        | 0        | 0        | 0        | 0        | 0        | 2        | 1        | 1        | 0        | 0        | 0        | 0        | W          | 31-28 |       |
| <b>2023 TOTALS</b> |             | <b>7-0</b> | <b>0</b>         | <b>0</b> | <b>0</b> | <b>0.0</b> | <b>0.0</b> | <b>0</b> | <b>0</b> | <b>0</b>      | <b>0</b> | <b>0</b> | <b>0</b> | <b>0</b> | <b>0</b> | <b>0</b> | <b>0</b> | <b>0</b> | <b>0</b> | <b>4</b> | <b>3</b> | <b>1</b> | <b>0</b> | <b>0</b> | <b>0</b> | <b>0</b> | <b>5-4</b> |       |       |



# KHYIRIS TONGA

(KYE-ris)

# 95

DEFENSIVE LINEMAN

Ht: 6-4

DOB: 7-7-96

Vikings Season: 2

Acquired: FA '22

Wt: 338

College: BYU

NFL Season: 3



2023 GP/GS

6/0

CAREER GP/GS

23/3

PLAYOFF GP/GS

1/0

## KEY TRANSACTIONS

- Drafted in the seventh round (250th overall) of the 2021 NFL Draft by the Chicago Bears.
- Waived by the Chicago Bears on 8/31/22.
- Signed to Atlanta's practice squad on 9/5/22.
- Signed to Vikings active roster from Atlanta Falcons practice squad on 10/5/22.

## OFF THE FIELD

- First name is pronounced kye-riss.
- Played both offense and defensive line, in addition to tight end, in high school. Also played rugby.
- Served as a missionary in Olathe, Kan.

## CAREER NOTES

### 2023 | MINNESOTA VIKINGS

- Recorded three tackles on defense in Week 6 at Chicago (10/15).
- Inactive in Weeks 3-5.
- Made his season debut in Week 1 against Tampa Bay.

### 2022 | MINNESOTA VIKINGS

- Made his Vikings debut and recorded one quarterback hit.
- Recorded a career-high six total tackles (three solo) in Week 15 against the Colts.
- Recorded 0.5 sack in Week 16 against the Giants.
- Made his third career start in Week 17 at Green Bay and tallied five tackles.

### 2021 | CHICAGO BEARS

- Played in 15 games (two starts), registering 24 tackles on the season.
- Made his NFL debut in Week 1 vs. the Rams; he also contributed to a Week 2 win over the Bengals.
- Made his first-career NFL start and recorded a career-high five tackles in Week 3 at the Browns.

## COLLEGE - BYU

- Appeared in 50 games in four seasons at BYU, registering 130 tackles, 15.0 tackles for loss, 7.5 sacks, 12 pass breakups and two forced fumbles.

## PREP - GRANGER (UTAH)

- A three-star athlete by ESPN.
- Played both offense and defensive line in addition to tight end.
- Played rugby.
- Named All-Region 2 First-Team as a freshman.
- Coached by Cecil Thomas.

- Also recruited by Oklahoma, Utah, Arizona State and Oregon State.

### KHYIRIS TONGA'S NFL REGULAR SEASON DEFENSIVE STATISTICS

| DATE   | TEAM         | GP        | TACKLES  |           |           |           |          |          |            | INTERCEPTIONS |          |          |          |          |          | O. FUMB  |          |          |          | ST       |          |          |          | MISC     |          |          |          |   |
|--|--------------|-----------|----------|-----------|-----------|-----------|----------|----------|------------|---------------|----------|----------|----------|----------|----------|----------|----------|----------|----------|----------|----------|----------|----------|----------|----------|----------|----------|---|
|  |              |           | GS       | TK        | S         | A         | TFL      | YDS      | SK         | YDS           | QBH      | NO       | YDS      | LG       | TD       | PD       | FF       | FR       | TD       | YDS      | TK       | S        | A        | FF       | FR       | S        | A        |   |
| 2023   | Vikings      | 6         | 0        | 5         | 3         | 2         | 0        | 0        | 0.0        | 0.0           | 0        | 0        | 0        | 0        | 0        | 0        | 0        | 0        | 0        | 0        | 0        | 0        | 0        | 0        | 0        | 0        | 0        | 0 |
| 2022   | Bears        | 1         | 1        | 0         | 0         | 0         | 0        | 0        | 0.0        | 0.0           | 0        | 0        | 0        | 0        | 0        | 0        | 0        | 0        | 0        | 0        | 0        | 0        | 0        | 0        | 0        | 0        | 0        |   |
| Went from <b>Minnesota</b> to <b>Chicago</b> . |              |           |          |           |           |           |          |          |            |               |          |          |          |          |          |          |          |          |          |          |          |          |          |          |          |          |          |   |
| 2022   | Vikings      | 1         | 0        | 28        | 12        | 16        | 1        | 1        | 0.5        | 3.5           | 2        | 0        | 0        | 0        | 0        | 4        | 0        | 0        | 0        | 0        | 0        | 0        | 0        | 0        | 0        | 0        | 0        |   |
| 2022   | <b>TOTAL</b> | <b>2</b>  | <b>1</b> | <b>28</b> | <b>12</b> | <b>16</b> | <b>1</b> | <b>1</b> | <b>0.5</b> | <b>3.5</b>    | <b>2</b> | <b>0</b> | <b>0</b> | <b>0</b> | <b>4</b> | <b>0</b> | <b>0</b> | <b>0</b> | <b>0</b> | <b>0</b> | <b>0</b> | <b>0</b> | <b>0</b> | <b>0</b> | <b>0</b> | <b>0</b> | <b>0</b> |   |
| 2021   | Bears        | 15        | 2        | 24        | 10        | 14        | 1        | 1        | 0.0        | 0.0           | 0        | 0        | 0        | 0        | 0        | 0        | 0        | 1        | 0        | 0        | 0        | 0        | 0        | 0        | 0        | 0        | 0        |   |
| <b>NFL TOTALS</b>                              |              | <b>23</b> | <b>3</b> | <b>57</b> | <b>25</b> | <b>32</b> | <b>2</b> | <b>2</b> | <b>0.5</b> | <b>3.5</b>    | <b>2</b> | <b>0</b> | <b>0</b> | <b>0</b> | <b>4</b> | <b>0</b> | <b>1</b> | <b>0</b> | <b>0</b> | <b>0</b> | <b>0</b> | <b>0</b> | <b>0</b> | <b>0</b> | <b>0</b> | <b>0</b> | <b>0</b> |   |

### KHYIRIS TONGA'S NFL POSTSEASON DEFENSIVE STATISTICS

| DATE              | TEAM    | GP       | TACKLES  |          |          |          |          |          |            | INTERCEPTIONS |          |          |          |          |          | O. FUMB  |          |          |          | ST       |          |          |          | MISC     |          |          |          |
|-------------------|---------|----------|----------|----------|----------|----------|----------|----------|------------|---------------|----------|----------|----------|----------|----------|----------|----------|----------|----------|----------|----------|----------|----------|----------|----------|----------|----------|
|                   |         |          | GS       | TK       | S        | A        | TFL      | YDS      | SK         | YDS           | QBH      | NO       | YDS      | LG       | TD       | PD       | FF       | FR       | TD       | YDS      | TK       | S        | A        | FF       | FR       | S        | A        |
| 2022              | Vikings | 1        | 0        | 1        | 0        | 1        | 0        | 0        | 0.0        | 0.0           | 0        | 0        | 0        | 0        | 0        | 0        | 0        | 0        | 0        | 0        | 0        | 0        | 0        | 0        | 0        | 0        | 0        |
| <b>NFL TOTALS</b> |         | <b>1</b> | <b>0</b> | <b>1</b> | <b>0</b> | <b>1</b> | <b>0</b> | <b>0</b> | <b>0.0</b> | <b>0.0</b>    | <b>0</b> | <b>0</b> | <b>0</b> | <b>0</b> | <b>0</b> | <b>0</b> | <b>0</b> | <b>0</b> | <b>0</b> | <b>0</b> | <b>0</b> | <b>0</b> | <b>0</b> | <b>0</b> | <b>0</b> | <b>0</b> | <b>0</b> |

### SINGLE-GAME HIGHS: DEFENSIVE

**Total Tackles**  
**Solo Tackles**

6 at MIN, Dec 17, 2022  
3 at MIN, Dec 17, 2022  
...2 more at 3.

**Fumble Recoveries**  
**Tackles For Loss**

1 vs. NYG, Jan 02, 2022  
1 vs. SF, Oct 31, 2021

### 2023 GAME-BY-GAME REGULAR-SEASON STATISTICS (VIKINGS)

| DATE               | OPPONENT    | P/S        | TACKLES          |          |          |            |            |          |          | INTERCEPTIONS |          |          |          |          |          | O. FUMB  |          |          |          | ST       |          |          |          | MISC     |          |            |       |       |
|--------------------|-------------|------------|------------------|----------|----------|------------|------------|----------|----------|---------------|----------|----------|----------|----------|----------|----------|----------|----------|----------|----------|----------|----------|----------|----------|----------|------------|-------|-------|
|                    |             |            | TK               | S        | A        | SK         | YDS        | TFL      | YDS      | QBH           | NO       | YDS      | LG       | TD       | PD       | FF       | FR       | TD       | YDS      | TK       | S        | A        | FF       | FR       | S        | A          | W/L   | SCORE |
| 09/10              | Buccaneers  | P          | 1                | 0        | 1        | 0.0        | 0.0        | 0        | 0        | 0             | 0        | 0        | 0        | 0        | 0        | 0        | 0        | 0        | 0        | 0        | 0        | 0        | 0        | 0        | 0        | 0          | L     | 17-20 |
| 09/14              | at Eagles   | P          | 0                | 0        | 0        | 0.0        | 0.0        | 0        | 0        | 0             | 0        | 0        | 0        | 0        | 0        | 0        | 0        | 0        | 0        | 0        | 0        | 0        | 0        | 0        | 0        | L          | 28-34 |       |
| 09/24              | Chargers    |            | ON INACTIVE LIST |          |          |            |            |          |          |               |          |          |          |          |          |          |          |          |          |          |          |          | L        | 24-28    |          |            |       |       |
| 10/01              | at Panthers |            | ON INACTIVE LIST |          |          |            |            |          |          |               |          |          |          |          |          |          |          |          |          |          |          |          | W        | 21-13    |          |            |       |       |
| 10/08              | Chiefs      |            | ON INACTIVE LIST |          |          |            |            |          |          |               |          |          |          |          |          |          |          |          |          |          |          |          | L        | 20-27    |          |            |       |       |
| 10/15              | at Bears    | P          | 3                | 2        | 1        | 0.0        | 0.0        | 0        | 0        | 0             | 0        | 0        | 0        | 0        | 0        | 0        | 0        | 0        | 0        | 0        | 0        | 0        | 0        | 0        | 0        | W          | 19-13 |       |
| 10/23              | 49ers       | P          | 0                | 0        | 0        | 0.0        | 0.0        | 0        | 0        | 0             | 0        | 0        | 0        | 0        | 0        | 0        | 0        | 0        | 0        | 0        | 0        | 0        | 0        | 0        | 0        | W          | 22-17 |       |
| 10/29              | at Packers  | P          | 0                | 0        | 0        | 0.0        | 0.0        | 0        | 0        | 0             | 0        | 0        | 0        | 0        | 0        | 0        | 0        | 0        | 0        | 0        | 0        | 0        | 0        | 0        | 0        | W          | 24-10 |       |
| 11/05              | at Falcons  | P          | 1                | 1        | 0        | 0.0        | 0.0        | 0        | 0        | 0             | 0        | 0        | 0        | 0        | 0        | 0        | 0        | 0        | 0        | 0        | 0        | 0        | 0        | 0        | 0        | W          | 31-28 |       |
| <b>2023 TOTALS</b> |             | <b>6-0</b> | <b>5</b>         | <b>3</b> | <b>2</b> | <b>0.0</b> | <b>0.0</b> | <b>0</b> | <b>0</b> | <b>0</b>      | <b>0</b> | <b>0</b> | <b>0</b> | <b>0</b> | <b>0</b> | <b>0</b> | <b>0</b> | <b>0</b> | <b>0</b> | <b>0</b> | <b>0</b> | <b>0</b> | <b>0</b> | <b>0</b> | <b>0</b> | <b>5-4</b> |       |       |

**2022 GAME-BY-GAME REGULAR-SEASON STATISTICS (BEARS/VIKINGS)**

| DATE                                       | OPPONENT   | P/S        | TACKLES          |          |          |            |            |          |          | INTERCEPTIONS |          |          |          |          | O. FUMB  |          |          |          | ST       |          |          |          | MISC     |          | SCORE    |            |       |       |
|--|------------|------------|------------------|----------|----------|------------|------------|----------|----------|---------------|----------|----------|----------|----------|----------|----------|----------|----------|----------|----------|----------|----------|----------|----------|----------|------------|-------|-------|
|  |            |            | TK               | S        | A        | SK         | YDS        | TFL      | YDS      | QBH           | NO       | YDS      | LG       | TD       | PD       | FF       | FR       | TD       | YDS      | TK       | S        | A        | FF       | FR       |          | S          | A     | W/L   |
| 10/09                                      | at Vikings |            | ON INACTIVE LIST |          |          |            |            |          |          |               |          |          |          |          |          |          |          |          |          |          |          |          | L        | 22-29    |          |            |       |       |
| 11/20                                      | at Falcons |            | NOT ON ROSTER    |          |          |            |            |          |          |               |          |          |          |          |          |          |          |          |          |          |          |          | L        | 24-27    |          |            |       |       |
| Went from <b>Bears</b> to <b>Vikings</b> . |            |            |                  |          |          |            |            |          |          |               |          |          |          |          |          |          |          |          |          |          |          |          |          |          |          |            |       |       |
| 12/11                                      | at Lions   | P          | 3                | 1        | 2        | 0.0        | 0.0        | 0        | 0        | 0             | 0        | 0        | 0        | 0        | 0        | 0        | 0        | 0        | 0        | 0        | 0        | 0        | 0        | 0        | 0        | 0          | L     | 23-34 |
| Went from <b>Vikings</b> to <b>Bears</b> . |            |            |                  |          |          |            |            |          |          |               |          |          |          |          |          |          |          |          |          |          |          |          |          |          |          |            |       |       |
| 01/08                                      | Vikings    | S          | 2                | 2        | 0        | 0.0        | 0.0        | 0        | 0        | 0             | 0        | 0        | 0        | 0        | 0        | 0        | 0        | 0        | 0        | 0        | 0        | 0        | 0        | 0        | 0        | L          | 13-29 |       |
| <b>2022 TOTALS</b>                         |            | <b>2-1</b> | <b>5</b>         | <b>3</b> | <b>2</b> | <b>0.0</b> | <b>0.0</b> | <b>0</b> | <b>0</b> | <b>0</b>      | <b>0</b> | <b>0</b> | <b>0</b> | <b>0</b> | <b>0</b> | <b>0</b> | <b>0</b> | <b>0</b> | <b>0</b> | <b>0</b> | <b>0</b> | <b>0</b> | <b>0</b> | <b>0</b> | <b>0</b> | <b>0-4</b> |       |       |

**2021 GAME-BY-GAME REGULAR-SEASON STATISTICS (BEARS)**

| DATE               | OPPONENT      | P/S         | TACKLES          |           |           |            |            |          |          | INTERCEPTIONS |          |          |          |          | O. FUMB  |          |          |          | ST       |          |          |          | MISC     |          | SCORE    |             |       |
|--------------------|---------------|-------------|------------------|-----------|-----------|------------|------------|----------|----------|---------------|----------|----------|----------|----------|----------|----------|----------|----------|----------|----------|----------|----------|----------|----------|----------|-------------|-------|
|                    |               |             | TK               | S         | A         | SK         | YDS        | TFL      | YDS      | QBH           | NO       | YDS      | LG       | TD       | PD       | FF       | FR       | TD       | YDS      | TK       | S        | A        | FF       | FR       |          | S           | A     |
| 09/12              | at Rams       | P           | 0                | 0         | 0         | 0.0        | 0.0        | 0        | 0        | 0             | 0        | 0        | 0        | 0        | 0        | 0        | 0        | 0        | 0        | 0        | 0        | 0        | 0        | 0        | 0        | L           | 14-34 |
| 09/19              | Bengals       | P           | 0                | 0         | 0         | 0.0        | 0.0        | 0        | 0        | 0             | 0        | 0        | 0        | 0        | 0        | 0        | 0        | 0        | 0        | 0        | 0        | 0        | 0        | 0        | 0        | W           | 20-17 |
| 09/26              | at Browns     | S           | 5                | 2         | 3         | 0.0        | 0.0        | 0        | 0        | 0             | 0        | 0        | 0        | 0        | 0        | 0        | 0        | 0        | 0        | 0        | 0        | 0        | 0        | 0        | 0        | L           | 6-26  |
| 10/03              | Lions         | P           | 1                | 1         | 0         | 0.0        | 0.0        | 0        | 0        | 0             | 0        | 0        | 0        | 0        | 0        | 0        | 0        | 0        | 0        | 0        | 0        | 0        | 0        | 0        | 0        | W           | 24-14 |
| 10/10              | at Raiders    | P           | 0                | 0         | 0         | 0.0        | 0.0        | 0        | 0        | 0             | 0        | 0        | 0        | 0        | 0        | 0        | 0        | 0        | 0        | 0        | 0        | 0        | 0        | 0        | 0        | W           | 20-9  |
| 10/17              | Packers       |             | ON INACTIVE LIST |           |           |            |            |          |          |               |          |          |          |          |          |          |          |          |          |          |          |          | L        | 14-24    |          |             |       |
| 10/24              | at Buccaneers | P           | 2                | 2         | 0         | 0.0        | 0.0        | 0        | 0        | 0             | 0        | 0        | 0        | 0        | 0        | 0        | 0        | 0        | 0        | 0        | 0        | 0        | 0        | 0        | 0        | L           | 3-38  |
| 10/31              | 49ers         | P           | 1                | 1         | 0         | 0.0        | 0.0        | 1        | 1        | 0             | 0        | 0        | 0        | 0        | 0        | 0        | 0        | 0        | 0        | 0        | 0        | 0        | 0        | 0        | 0        | L           | 22-33 |
| 11/08              | at Steelers   | P           | 1                | 0         | 1         | 0.0        | 0.0        | 0        | 0        | 0             | 0        | 0        | 0        | 0        | 0        | 0        | 0        | 0        | 0        | 0        | 0        | 0        | 0        | 0        | 0        | L           | 27-29 |
| 11/21              | Ravens        | P           | 5                | 3         | 2         | 0.0        | 0.0        | 0        | 0        | 0             | 0        | 0        | 0        | 0        | 0        | 0        | 0        | 0        | 0        | 0        | 0        | 0        | 0        | 0        | 0        | L           | 13-16 |
| 11/25              | at Lions      | P           | 0                | 0         | 0         | 0.0        | 0.0        | 0        | 0        | 0             | 0        | 0        | 0        | 0        | 0        | 0        | 0        | 0        | 0        | 0        | 0        | 0        | 0        | 0        | 0        | W           | 16-14 |
| 12/05              | Cardinals     | P           | 3                | 0         | 3         | 0.0        | 0.0        | 0        | 0        | 0             | 0        | 0        | 0        | 0        | 0        | 0        | 0        | 0        | 0        | 0        | 0        | 0        | 0        | 0        | 0        | L           | 22-33 |
| 12/12              | at Packers    | P           | 0                | 0         | 0         | 0.0        | 0.0        | 0        | 0        | 0             | 0        | 0        | 0        | 0        | 0        | 0        | 0        | 0        | 0        | 0        | 0        | 0        | 0        | 0        | 0        | L           | 30-45 |
| 12/20              | Vikings       |             | ON INACTIVE LIST |           |           |            |            |          |          |               |          |          |          |          |          |          |          |          |          |          |          |          | L        | 9-17     |          |             |       |
| 12/26              | at Seahawks   | P           | 1                | 0         | 1         | 0.0        | 0.0        | 0        | 0        | 0             | 0        | 0        | 0        | 0        | 0        | 0        | 0        | 0        | 0        | 0        | 0        | 0        | 0        | 0        | 0        | W           | 25-24 |
| 01/02              | Giants        | S           | 2                | 1         | 1         | 0.0        | 0.0        | 0        | 0        | 0             | 0        | 0        | 0        | 0        | 0        | 1        | 0        | 0        | 0        | 0        | 0        | 0        | 0        | 0        | 0        | W           | 29-3  |
| 01/09              | at Vikings    | P           | 3                | 0         | 3         | 0.0        | 0.0        | 0        | 0        | 0             | 0        | 0        | 0        | 0        | 0        | 0        | 0        | 0        | 0        | 0        | 0        | 0        | 0        | 0        | 0        | L           | 17-31 |
| <b>2021 TOTALS</b> |               | <b>15-2</b> | <b>24</b>        | <b>10</b> | <b>14</b> | <b>0.0</b> | <b>0.0</b> | <b>1</b> | <b>1</b> | <b>0</b>      | <b>0</b> | <b>0</b> | <b>0</b> | <b>0</b> | <b>0</b> | <b>1</b> | <b>0</b> | <b>0</b> | <b>0</b> | <b>0</b> | <b>0</b> | <b>0</b> | <b>0</b> | <b>0</b> | <b>0</b> | <b>6-11</b> |       |

**2022 GAME-BY-GAME POSTSEASON STATISTICS (VIKINGS)**

| DATE               | OPPONENT | P/S        | TACKLES  |          |          |            |            |          |          | INTERCEPTIONS |          |          |          |          | O. FUMB  |          |          |          | ST       |          |          |          | MISC     |          | SCORE    |            |       |
|--------------------|----------|------------|----------|----------|----------|------------|------------|----------|----------|---------------|----------|----------|----------|----------|----------|----------|----------|----------|----------|----------|----------|----------|----------|----------|----------|------------|-------|
|                    |          |            | TK       | S        | A        | SK         | YDS        | TFL      | YDS      | QBH           | NO       | YDS      | LG       | TD       | PD       | FF       | FR       | TD       | YDS      | TK       | S        | A        | FF       | FR       |          | S          | A     |
| 01/15              | Giants   | P          | 1        | 0        | 1        | 0.0        | 0.0        | 0        | 0        | 0             | 0        | 0        | 0        | 0        | 0        | 0        | 0        | 0        | 0        | 0        | 0        | 0        | 0        | 0        | 0        | L          | 24-31 |
| <b>2022 TOTALS</b> |          | <b>1-0</b> | <b>1</b> | <b>0</b> | <b>1</b> | <b>0.0</b> | <b>0.0</b> | <b>0</b> | <b>0</b> | <b>0</b>      | <b>0</b> | <b>0</b> | <b>0</b> | <b>0</b> | <b>0</b> | <b>0</b> | <b>0</b> | <b>0</b> | <b>0</b> | <b>0</b> | <b>0</b> | <b>0</b> | <b>0</b> | <b>0</b> | <b>0</b> | <b>0-1</b> |       |



# JAY WARD

# 20

## SAFETY



**Ht:** 6-1

**Wt:** 188

**DOB:** 7-13-00

**College:** LSU

**Vikings Season:** Rookie **NFL Season:** Rookie

**Acquired:** D4 '23

**2023 GP/GS**

9/0

**CAREER GP/GS**

9/0

**PLAYOFF GP/GS**

0/0

### KEY TRANSACTIONS

- Drafted in the fourth round (134th overall) of the 2023 NFL Draft out of LSU.

### OFF THE FIELD

- Older brother Johnny Ward played football at South Florida.
- Majored in interdisciplinary studies.

### CAREER NOTES

#### 2023 | MINNESOTA VIKINGS

- Logged three tackles on special teams in Week 8 at Green Bay (10/29).
- Made his NFL debut against in Week 1 against Tampa Bay (9/10).

#### COLLEGE - LSU

- Versatile defensive back who played safety, cornerback and nickel back during his LSU career.
- Made 46 career appearances with 23 starts and registered 164 tackles, 3.5 tackles for loss and six interceptions.
- Developed into a leader in the secondary for the Tigers and served as an extra "coach" on the field.
- Had breakout season in 2021, ranking among team leaders in tackles with 71, and followed that with 60 tackles as a senior in 2022.
- Also thrived on special teams – blocked a fourth-quarter field goal against Arkansas that helped preserve a LSU win in 2020. Also had a blocked field goal against Auburn in 2021.

#### HONORS

- Senior Bowl Participant (2023)
- SEC Defensive Player of the Week vs. Mississippi State (2022)
- SEC Academic Honor Roll (2020)

#### HIGH SCHOOL - COLQUITT COUNTY (GA.)

- Led his team to a 14-1 record and an appearance in the Georgia 7A State Championship as a senior.
- Capped his senior season with 50 tackles and six interceptions.
- As a junior, recorded 46 tackles, 12 pass breakups and four interceptions.
- Amassed 11-career interceptions.

### JAY WARD'S NFL REGULAR SEASON DEFENSIVE STATISTICS

| DATE              | TEAM    | GP       | GS       | TACKLES  |          |          |          |          |          |            | INTERCEPTIONS |          |          |          |          |          | O. FUMB  |          |          |          | ST       |          |          |          | MISC     |          |          |          |          |          |   |
|-------------------|---------|----------|----------|----------|----------|----------|----------|----------|----------|------------|---------------|----------|----------|----------|----------|----------|----------|----------|----------|----------|----------|----------|----------|----------|----------|----------|----------|----------|----------|----------|---|
|                   |         |          |          | TK       | S        | A        | TFL      | YDS      | SK       | YDS        | QBH           | NO       | YDS      | LG       | TD       | PD       | FF       | FR       | TD       | YDS      | TK       | S        | A        | FF       | FR       | S        | A        |          |          |          |   |
| 2023              | Vikings | 9        | 0        | 0        | 0        | 0        | 0        | 0        | 0        | 0.0        | 0.0           | 0        | 0        | 0        | 0        | 0        | 0        | 0        | 0        | 0        | 0        | 0        | 0        | 0        | 6        | 3        | 3        | 0        | 0        | 0        | 0 |
| <b>NFL TOTALS</b> |         | <b>9</b> | <b>0</b> | <b>0</b> | <b>0</b> | <b>0</b> | <b>0</b> | <b>0</b> | <b>0</b> | <b>0.0</b> | <b>0.0</b>    | <b>0</b> | <b>0</b> | <b>0</b> | <b>0</b> | <b>0</b> | <b>0</b> | <b>0</b> | <b>0</b> | <b>0</b> | <b>0</b> | <b>0</b> | <b>0</b> | <b>6</b> | <b>3</b> | <b>3</b> | <b>0</b> | <b>0</b> | <b>0</b> | <b>0</b> |   |

**SINGLE-GAME HIGHS: DEFENSIVE**

Special Teams Tackles

4 at GB, Oct 29, 2023

**2023 GAME-BY-GAME REGULAR-SEASON STATISTICS (VIKINGS)**

| DATE               | OPPONENT    | P/S        | TACKLES  |          |          |            |            |          |          | INTERCEPTIONS |          |          |          |          | O. FUMB  |          |          |          | ST       |          |          |          | MISC     |          | SCORE    |            |       |       |
|--------------------|-------------|------------|----------|----------|----------|------------|------------|----------|----------|---------------|----------|----------|----------|----------|----------|----------|----------|----------|----------|----------|----------|----------|----------|----------|----------|------------|-------|-------|
|                    |             |            | TK       | S        | A        | SK         | YDS        | TFL      | YDS      | QBH           | NO       | YDS      | LG       | TD       | PD       | FF       | FR       | TD       | YDS      | TK       | S        | A        | FF       | FR       |          | S          | A     | W/L   |
| 09/10              | Buccaneers  | P          | 0        | 0        | 0        | 0.0        | 0.0        | 0        | 0        | 0             | 0        | 0        | 0        | 0        | 0        | 0        | 0        | 0        | 0        | 0        | 0        | 0        | 0        | 0        | 0        | 0          | L     | 17-20 |
| 09/14              | at Eagles   | P          | 0        | 0        | 0        | 0.0        | 0.0        | 0        | 0        | 0             | 0        | 0        | 0        | 0        | 0        | 0        | 0        | 0        | 0        | 0        | 0        | 0        | 0        | 0        | 0        | L          | 28-34 |       |
| 09/24              | Chargers    | P          | 0        | 0        | 0        | 0.0        | 0.0        | 0        | 0        | 0             | 0        | 0        | 0        | 0        | 0        | 0        | 0        | 0        | 0        | 0        | 0        | 0        | 0        | 0        | 0        | L          | 24-28 |       |
| 10/01              | at Panthers | P          | 0        | 0        | 0        | 0.0        | 0.0        | 0        | 0        | 0             | 0        | 0        | 0        | 0        | 0        | 0        | 0        | 0        | 0        | 1        | 0        | 1        | 0        | 0        | 0        | W          | 21-13 |       |
| 10/08              | Chiefs      | P          | 0        | 0        | 0        | 0.0        | 0.0        | 0        | 0        | 0             | 0        | 0        | 0        | 0        | 0        | 0        | 0        | 0        | 0        | 0        | 0        | 0        | 0        | 0        | 0        | L          | 20-27 |       |
| 10/15              | at Bears    | P          | 0        | 0        | 0        | 0.0        | 0.0        | 0        | 0        | 0             | 0        | 0        | 0        | 0        | 0        | 0        | 0        | 0        | 0        | 0        | 0        | 0        | 0        | 0        | 0        | W          | 19-13 |       |
| 10/23              | 49ers       | P          | 0        | 0        | 0        | 0.0        | 0.0        | 0        | 0        | 0             | 0        | 0        | 0        | 0        | 0        | 0        | 0        | 0        | 0        | 0        | 0        | 0        | 0        | 0        | 0        | W          | 22-17 |       |
| 10/29              | at Packers  | P          | 0        | 0        | 0        | 0.0        | 0.0        | 0        | 0        | 0             | 0        | 0        | 0        | 0        | 0        | 0        | 0        | 0        | 4        | 3        | 1        | 0        | 0        | 0        | 0        | W          | 24-10 |       |
| 11/05              | at Falcons  | P          | 0        | 0        | 0        | 0.0        | 0.0        | 0        | 0        | 0             | 0        | 0        | 0        | 0        | 0        | 0        | 0        | 0        | 1        | 0        | 1        | 0        | 0        | 0        | 0        | W          | 31-28 |       |
| <b>2023 TOTALS</b> |             | <b>9-0</b> | <b>0</b> | <b>0</b> | <b>0</b> | <b>0.0</b> | <b>0.0</b> | <b>0</b> | <b>0</b> | <b>0</b>      | <b>0</b> | <b>0</b> | <b>0</b> | <b>0</b> | <b>0</b> | <b>0</b> | <b>0</b> | <b>0</b> | <b>6</b> | <b>3</b> | <b>3</b> | <b>0</b> | <b>0</b> | <b>0</b> | <b>0</b> | <b>5-4</b> |       |       |



# DENNIS WONNUM

(WAHN-um)

# 98

**OUTSIDE LINEBACKER**

**Ht:** 6-5

**DOB:** 10-31-97

**Vikings Season:** 4

**Acquired:** D4a '20

**Wt:** 258

**College:** South Carolina

**NFL Season:** 4



**2023 GP/GS**

9/8

**CAREER GP/GS**

56/25

**PLAYOFF GP/GS**

1/0

## KEY TRANSACTIONS

- Selected in the fourth round (117th overall) of the 2020 NFL Draft, the first of two DEs drafted by the Vikings.

## OFF THE FIELD

- Brother, Dylan, plays OT for South Carolina.
- Graduated with bachelor's degree in sport and entertainment management in December 2019.

## CAREER NOTES

- Saw first NFL action at Indianapolis (9/20/20).
- Is the highest-drafted edge rusher by the Vikings since Danielle Hunter (88th overall) out of LSU in the 2015 NFL Draft.
- The SEC had 63 players drafted in 2020 (four by the Vikings), the most by any league and 15 more than runner-up Big Ten.
- Started two games and led Vikings rookies with 3.0 sacks.
- Sacked 2020 NFL MVP Aaron Rodgers at Green Bay (11/1/20), one of only 20 sacks on the QB for the year, and helped Vikings hand Packers their only home loss of the regular season.

## 2023 | MINNESOTA VIKINGS

- Registered 2.0 sacks at Green Bay in Week 8 (10/29), raising his season total to 4.0. It was his first multiple-sack performance since he logged 3.0 sacks at Chicago on Dec. 20, 2021.
- Recorded four tackles, including one for-loss, and a quarterback hurry against the 49ers in Week 7 (10/23).
- On the first play of the game at Chicago (10/15), recorded his second sack this season and 17th of his career. He added four tackles and a pass defended on the day.
- Returned a fumble 51 yards for his first-career touchdown at Carolina (10/1). It marked the longest Vikings fumble return for a touchdown since Ifeadi Odenigbo's 56-yard return against the LA Chargers, (12/15/19).
- He also notched his first sack of the 2023 against the Panthers, the 16th of his NFL career.
- Recorded a pair of quarterback hurries against the Chargers (9/24). Also had one tackle.
- Against the Eagles (9/14), recorded four tackles.
- Started the season opener against Tampa Bay (9/10), tallying three defensive tackles.

## 2022 | MINNESOTA VIKINGS

- In Week 1 against the Packers, he recorded two tackles, including 1.0 sack and one tackle for loss
- In Week 2 at Philadelphia, he recorded his 13th career sack, marking his seventh sack in the last six games.
- Sacked QB Justin Fields and forced a fumble in Week 5 against Chicago. Wonnum has tallied 6.5 sacks against the Bears through five games.
- Recorded his third sack of the season in Week 9 at Washington.
- Made his first start of the season in Week 18 at Chicago and recorded two tackles.

## 2021 | MINNESOTA VIKINGS

- Started in the first four games of the season.
- Recorded his first sack of the season against Jared Goff and the Lions (10/10).
- Matched a season-high three tackles against the Panthers (10/17).



- Sacked Jimmy Garoppolo (11/28), bringing his career sack total to 5.0.
- Posted another sack against Jared Goff (12/5), giving him a sack in consecutive games.
- Had a career day against the Bears, recording a career-high 3.0 sacks (12/20).
- Posted 2.0 sacks against the Bears in the season finale (1/9).
- Led the Vikings in 2021 with 8.0 sacks.

## 2020 | MINNESOTA VIKINGS

- Led all Vikings rookies with 3.0 sacks on the season.
- Was one of six rookie starters at New Orleans (12/25), matching a Vikings record for most rookies to start a game.
- Started season finale at Detroit (1/3/21) and had three tackles.
- Made two tackles at New Orleans in first career start (12/25).
- Had career-best five tackles vs. Chicago (12/20).
- Inactive vs. Jacksonville (12/6) with injury.
- Blocked a FG attempt vs. Carolina (11/29) in 28-27 win.
- Sacked Nick Foles at Chicago (11/16) on Monday Night Football.
- Notched a sack/FF on Aaron Rodgers to end the game at Green Bay (11/1) in Vikings 28-22 win.
- Had two tackles and a tackle for loss vs. Atlanta (10/18).
- Notched first career sack at Houston (10/4) when he caught Deshaun Watson for a 7-yard loss and added two tackles.
- Played vs. Tennessee (9/27), notching three tackles and a tackle for loss.
- Played in first career game at Indianapolis (9/20).
- Inactive for season-opener vs. Green Bay (9/13).

## COLLEGE - SOUTH CAROLINA

- Appeared in 43 games with 30 starts, logging 137 career tackles with 14.0 sacks, 29.5 tackles for loss, one interception, five pass breakups, one forced fumble and one fumble recovery.
- A four-time SEC Defensive Player or Lineman of the Week.
- Two-time team captain (2017 and 2019) who was named a 2019 Second-Team All-SEC selection by the AP.
- Helped 2017 squad go 9-4 and beat Michigan in Outback Bowl.

## PREP - STEPHENSON (GA.)

- Named All-Region in as a senior at Stephenson High in Stone Mountain, an Atlanta suburb.
- Earned All-State honors at TE during his junior season.

### D.J. WONNUM'S NFL REGULAR SEASON DEFENSIVE STATISTICS

| DATE              | TEAM    | GP        | GS        | TACKLES    |           |           |           |            |             | INTERCEPTIONS |           |          |          |          |          | O. FUMB  |          |          |          | ST        |          |          |          | MISC     |          |          |   |
|-------------------|---------|-----------|-----------|------------|-----------|-----------|-----------|------------|-------------|---------------|-----------|----------|----------|----------|----------|----------|----------|----------|----------|-----------|----------|----------|----------|----------|----------|----------|---|
|                   |         |           |           | TK         | S         | A         | TFL       | YDS        | SK          | YDS           | QBH       | NO       | YDS      | LG       | TD       | PD       | FF       | FR       | TD       | YDS       | TK       | S        | A        | FF       | FR       | S        | A |
| 2023              | Vikings | 9         | 8         | 32         | 15        | 17        | 4         | 33         | 4.0         | 35.5          | 10        | 0        | 0        | 0        | 0        | 2        | 0        | 1        | 1        | 51        | 2        | 1        | 1        | 0        | 0        | 0        | 0 |
| 2022              | Vikings | 16        | 1         | 34         | 23        | 11        | 5         | 21         | 4.0         | 28.0          | 10        | 0        | 0        | 0        | 0        | 1        | 0        | 0        | 0        | 4         | 4        | 0        | 0        | 0        | 0        | 0        |   |
| 2021              | Vikings | 17        | 14        | 47         | 29        | 18        | 7         | 63         | 8.0         | 77.0          | 15        | 0        | 0        | 0        | 4        | 1        | 0        | 0        | 0        | 0         | 0        | 0        | 0        | 0        | 0        |          |   |
| 2020              | Vikings | 14        | 2         | 24         | 16        | 8         | 5         | 40         | 3.0         | 16.0          | 9         | 0        | 0        | 0        | 1        | 1        | 0        | 0        | 0        | 0         | 0        | 0        | 0        | 0        | 0        |          |   |
| <b>NFL TOTALS</b> |         | <b>56</b> | <b>25</b> | <b>137</b> | <b>83</b> | <b>54</b> | <b>21</b> | <b>157</b> | <b>19.0</b> | <b>156.5</b>  | <b>44</b> | <b>0</b> | <b>0</b> | <b>0</b> | <b>0</b> | <b>7</b> | <b>3</b> | <b>1</b> | <b>1</b> | <b>51</b> | <b>6</b> | <b>5</b> | <b>1</b> | <b>0</b> | <b>0</b> | <b>0</b> |   |

### D.J. WONNUM'S NFL POSTSEASON DEFENSIVE STATISTICS

| DATE              | TEAM    | GP       | GS       | TACKLES  |          |          |          |          |            | INTERCEPTIONS |          |          |          |          |          | O. FUMB  |          |          |          | ST       |          |          |          | MISC     |          |          |   |
|-------------------|---------|----------|----------|----------|----------|----------|----------|----------|------------|---------------|----------|----------|----------|----------|----------|----------|----------|----------|----------|----------|----------|----------|----------|----------|----------|----------|---|
|                   |         |          |          | TK       | S        | A        | TFL      | YDS      | SK         | YDS           | QBH      | NO       | YDS      | LG       | TD       | PD       | FF       | FR       | TD       | YDS      | TK       | S        | A        | FF       | FR       | S        | A |
| 2022              | Vikings | 1        | 0        | 2        | 1        | 1        | 0        | 0        | 0.0        | 0.0           | 0        | 0        | 0        | 0        | 0        | 0        | 0        | 0        | 0        | 0        | 0        | 0        | 0        | 0        | 0        | 0        |   |
| <b>NFL TOTALS</b> |         | <b>1</b> | <b>0</b> | <b>2</b> | <b>1</b> | <b>1</b> | <b>0</b> | <b>0</b> | <b>0.0</b> | <b>0.0</b>    | <b>0</b> | <b>0</b> | <b>0</b> | <b>0</b> | <b>0</b> | <b>0</b> | <b>0</b> | <b>0</b> | <b>0</b> | <b>0</b> | <b>0</b> | <b>0</b> | <b>0</b> | <b>0</b> | <b>0</b> | <b>0</b> |   |

**SINGLE-GAME HIGHS: DEFENSIVE**

**Total Tackles** 8 at CHI, Dec 20, 2021  
**Solo Tackles** 7 at CHI, Dec 20, 2021  
**Sacks** 3.0 at CHI, Dec 20, 2021  
**Passes Defensed** 2 vs. PIT, Dec 09, 2021

**Forced Fumbles**

1 at CHI, Dec 20, 2021  
 ...1 more at 1.

**Fumble Recoveries**  
**Tackles For Loss**

1 at CAR, Oct 01, 2023  
 2 vs. CHI, Jan 09, 2022  
 ...1 more at 2.

**Special Teams Tackles**

1 vs. KC, Oct 08, 2023  
 ...5 more at 1.

**2023 GAME-BY-GAME REGULAR-SEASON STATISTICS (VIKINGS)**

| DATE               | OPPONENT    | P/S        | TACKLES   |           |           |            |             |          |           | INTERCEPTIONS |          |          |          |          | O. FUMB  |          |          | ST       |           | MISC     |          | W/L      | SCORE    |          |          |          |            |       |
|--------------------|-------------|------------|-----------|-----------|-----------|------------|-------------|----------|-----------|---------------|----------|----------|----------|----------|----------|----------|----------|----------|-----------|----------|----------|----------|----------|----------|----------|----------|------------|-------|
|                    |             |            | TK        | S         | A         | SK         | YDS         | TFL      | YDS       | QBH           | NO       | YDS      | LG       | TD       | PD       | FF       | FR       | TD       | YDS       | TK       | S        |          |          | A        | FF       | FR       | S          | A     |
| 09/10              | Buccaneers  | S          | 3         | 0         | 3         | 0.0        | 0.0         | 0        | 0         | 0             | 0        | 0        | 0        | 0        | 0        | 0        | 0        | 0        | 0         | 0        | 0        | 0        | 0        | 0        | 0        | 0        | L          | 17-20 |
| 09/14              | at Eagles   | S          | 4         | 1         | 3         | 0.0        | 0.0         | 0        | 0         | 0             | 0        | 0        | 0        | 0        | 0        | 0        | 0        | 0        | 0         | 0        | 0        | 0        | 0        | 0        | 0        | L        | 28-34      |       |
| 09/24              | Chargers    | S          | 1         | 0         | 1         | 0.0        | 0.0         | 0        | 0         | 2             | 0        | 0        | 0        | 0        | 0        | 0        | 0        | 0        | 0         | 0        | 0        | 0        | 0        | 0        | 0        | L        | 24-28      |       |
| 10/01              | at Panthers | S          | 6         | 4         | 2         | 1.0        | 11.0        | 1        | 11        | 2             | 0        | 0        | 0        | 0        | 1        | 0        | 1        | 1        | 51        | 0        | 0        | 0        | 0        | 0        | 0        | W        | 21-13      |       |
| 10/08              | Chiefs      | P          | 3         | 1         | 2         | 0.0        | 0.0         | 0        | 0         | 0             | 0        | 0        | 0        | 0        | 0        | 0        | 0        | 0        | 0         | 1        | 1        | 0        | 0        | 0        | 0        | L        | 20-27      |       |
| 10/15              | at Bears    | S          | 4         | 3         | 1         | 1.0        | 7.0         | 1        | 7         | 1             | 0        | 0        | 0        | 0        | 1        | 0        | 0        | 0        | 0         | 0        | 0        | 0        | 0        | 0        | 0        | W        | 19-13      |       |
| 10/23              | 49ers       | S          | 4         | 2         | 2         | 0.0        | 0.0         | 1        | 3         | 1             | 0        | 0        | 0        | 0        | 0        | 0        | 0        | 0        | 0         | 0        | 0        | 0        | 0        | 0        | 0        | W        | 22-17      |       |
| 10/29              | at Packers  | S          | 3         | 1         | 2         | 2.0        | 17.5        | 1        | 12        | 4             | 0        | 0        | 0        | 0        | 0        | 0        | 0        | 0        | 0         | 0        | 0        | 0        | 0        | 0        | 0        | W        | 24-10      |       |
| 11/05              | at Falcons  | S          | 4         | 3         | 1         | 0.0        | 0.0         | 0        | 0         | 0             | 0        | 0        | 0        | 0        | 0        | 0        | 0        | 0        | 0         | 0        | 0        | 0        | 0        | 0        | 0        | W        | 31-28      |       |
| <b>2023 TOTALS</b> |             | <b>9-8</b> | <b>32</b> | <b>15</b> | <b>17</b> | <b>4.0</b> | <b>35.5</b> | <b>4</b> | <b>33</b> | <b>10</b>     | <b>0</b> | <b>0</b> | <b>0</b> | <b>0</b> | <b>2</b> | <b>0</b> | <b>1</b> | <b>1</b> | <b>51</b> | <b>2</b> | <b>1</b> | <b>1</b> | <b>0</b> | <b>0</b> | <b>0</b> | <b>0</b> | <b>5-4</b> |       |

**2022 GAME-BY-GAME REGULAR-SEASON STATISTICS (VIKINGS)**

| DATE               | OPPONENT         | P/S         | TACKLES          |           |           |            |             |          |           | INTERCEPTIONS |          |          |          |          | O. FUMB  |          |          | ST       |          | MISC     |          | W/L      | SCORE    |          |          |          |             |      |
|--------------------|------------------|-------------|------------------|-----------|-----------|------------|-------------|----------|-----------|---------------|----------|----------|----------|----------|----------|----------|----------|----------|----------|----------|----------|----------|----------|----------|----------|----------|-------------|------|
|                    |                  |             | TK               | S         | A         | SK         | YDS         | TFL      | YDS       | QBH           | NO       | YDS      | LG       | TD       | PD       | FF       | FR       | TD       | YDS      | TK       | S        |          |          | A        | FF       | FR       | S           | A    |
| 09/11              | Packers          | P           | 2                | 2         | 0         | 1.0        | 5.0         | 1        | 5         | 1             | 0        | 0        | 0        | 0        | 0        | 0        | 0        | 0        | 0        | 0        | 0        | 0        | 0        | 0        | 0        | 0        | W           | 23-7 |
| 09/19              | at Eagles        | P           | 2                | 2         | 0         | 1.0        | 8.0         | 1        | 8         | 1             | 0        | 0        | 0        | 0        | 0        | 0        | 0        | 0        | 0        | 1        | 1        | 0        | 0        | 0        | 0        | L        | 7-24        |      |
| 09/25              | Lions            | P           | 1                | 1         | 0         | 0.0        | 0.0         | 0        | 0         | 2             | 0        | 0        | 0        | 0        | 0        | 0        | 0        | 0        | 0        | 0        | 0        | 0        | 0        | 0        | 0        | W        | 28-24       |      |
| 10/02              | at Saints        | P           | 6                | 4         | 2         | 0.0        | 0.0         | 1        | 0         | 0             | 0        | 0        | 0        | 0        | 0        | 0        | 0        | 0        | 0        | 0        | 0        | 0        | 0        | 0        | 0        | W        | 28-25       |      |
| 10/09              | Bears            | P           | 2                | 1         | 1         | 0.5        | 5.5         | 0        | 0         | 1             | 0        | 0        | 0        | 0        | 0        | 1        | 0        | 0        | 0        | 0        | 0        | 0        | 0        | 0        | 0        | W        | 29-22       |      |
| 10/16              | at Dolphins      |             | ON INACTIVE LIST |           |           |            |             |          |           |               |          |          |          |          |          |          |          |          |          |          |          | W        | 24-16    |          |          |          |             |      |
| 10/30              | Cardinals        | P           | 3                | 3         | 0         | 0.0        | 0.0         | 0        | 0         | 0             | 0        | 0        | 0        | 0        | 0        | 0        | 0        | 0        | 0        | 0        | 0        | 0        | 0        | 0        | 0        | W        | 34-26       |      |
| 11/06              | at<br>Commanders | P           | 1                | 1         | 0         | 1.0        | 8.0         | 1        | 8         | 2             | 0        | 0        | 0        | 0        | 0        | 0        | 0        | 0        | 0        | 0        | 0        | 0        | 0        | 0        | 0        | W        | 20-17       |      |
| 11/13              | at Bills         | P           | 1                | 1         | 0         | 0.0        | 0.0         | 0        | 0         | 0             | 0        | 0        | 0        | 0        | 0        | 0        | 0        | 0        | 0        | 1        | 1        | 0        | 0        | 0        | 0        | W        | 33-30+      |      |
| 11/20              | Cowboys          | P           | 4                | 3         | 1         | 0.0        | 0.0         | 0        | 0         | 0             | 0        | 0        | 0        | 0        | 0        | 0        | 0        | 0        | 0        | 1        | 1        | 0        | 0        | 0        | 0        | L        | 3-40        |      |
| 11/24              | Patriots         | P           | 0                | 0         | 0         | 0.0        | 0.0         | 0        | 0         | 0             | 0        | 0        | 0        | 0        | 0        | 0        | 0        | 0        | 0        | 0        | 0        | 0        | 0        | 0        | 0        | W        | 33-26       |      |
| 12/04              | Jets             | P           | 2                | 2         | 0         | 0.0        | 0.0         | 1        | 0         | 1             | 0        | 0        | 0        | 0        | 0        | 0        | 0        | 0        | 0        | 1        | 1        | 0        | 0        | 0        | 0        | W        | 27-22       |      |
| 12/11              | at Lions         | P           | 1                | 0         | 1         | 0.0        | 0.0         | 0        | 0         | 1             | 0        | 0        | 0        | 0        | 0        | 0        | 0        | 0        | 0        | 0        | 0        | 0        | 0        | 0        | 0        | L        | 23-34       |      |
| 12/17              | Colts            | P           | 3                | 1         | 2         | 0.0        | 0.0         | 0        | 0         | 0             | 0        | 0        | 0        | 0        | 0        | 0        | 0        | 0        | 0        | 0        | 0        | 0        | 0        | 0        | 0        | W        | 39-36+      |      |
| 12/24              | Giants           | P           | 1                | 0         | 1         | 0.5        | 1.5         | 0        | 0         | 1             | 0        | 0        | 0        | 0        | 0        | 0        | 0        | 0        | 0        | 0        | 0        | 0        | 0        | 0        | 0        | W        | 27-24       |      |
| 01/01              | at Packers       | P           | 3                | 1         | 2         | 0.0        | 0.0         | 0        | 0         | 0             | 0        | 0        | 0        | 0        | 0        | 0        | 0        | 0        | 0        | 0        | 0        | 0        | 0        | 0        | 0        | L        | 17-41       |      |
| 01/08              | at Bears         | S           | 2                | 1         | 1         | 0.0        | 0.0         | 0        | 0         | 0             | 0        | 0        | 0        | 0        | 0        | 0        | 0        | 0        | 0        | 0        | 0        | 0        | 0        | 0        | 0        | W        | 29-13       |      |
| <b>2022 TOTALS</b> |                  | <b>16-1</b> | <b>34</b>        | <b>23</b> | <b>11</b> | <b>4.0</b> | <b>28.0</b> | <b>5</b> | <b>21</b> | <b>10</b>     | <b>0</b> | <b>0</b> | <b>0</b> | <b>0</b> | <b>0</b> | <b>1</b> | <b>0</b> | <b>0</b> | <b>0</b> | <b>4</b> | <b>4</b> | <b>0</b> | <b>0</b> | <b>0</b> | <b>0</b> | <b>0</b> | <b>13-4</b> |      |

+ - Overtime

**2021 GAME-BY-GAME REGULAR-SEASON STATISTICS (VIKINGS)**

| DATE               | OPPONENT     | P/S | TACKLES      |           |           |           |            |             | INTERCEPTIONS |           |           |          |          | O. FUMB  |          |          |          | ST       |          |          |          | MISC     |          | W/L      | SCORE    |          |            |
|--------------------|--------------|-----|--------------|-----------|-----------|-----------|------------|-------------|---------------|-----------|-----------|----------|----------|----------|----------|----------|----------|----------|----------|----------|----------|----------|----------|----------|----------|----------|------------|
|                    |              |     | TK           | S         | A         | SK        | YDS        | TFL         | YDS           | QBH       | NO        | YDS      | LG       | TD       | PD       | FF       | FR       | TD       | YDS      | TK       | S        | A        | FF       |          |          | FR       | S          |
| 09/12              | at Bengals   | S   | 2            | 1         | 1         | 0.0       | 0.0        | 0           | 0             | 0         | 0         | 0        | 0        | 0        | 0        | 0        | 0        | 0        | 0        | 0        | 0        | 0        | 0        | 0        | 0        | L        | 24-27+     |
| 09/19              | at Cardinals | S   | 1            | 1         | 0         | 0.0       | 0.0        | 0           | 0             | 0         | 0         | 0        | 0        | 0        | 0        | 0        | 0        | 0        | 0        | 0        | 0        | 0        | 0        | 0        | 0        | L        | 33-34      |
| 09/26              | Seahawks     | S   | 2            | 1         | 1         | 0.0       | 0.0        | 0           | 0             | 0         | 0         | 0        | 0        | 0        | 0        | 0        | 0        | 0        | 0        | 0        | 0        | 0        | 0        | 0        | 0        | W        | 30-17      |
| 10/03              | Browns       | S   | 1            | 1         | 0         | 0.0       | 0.0        | 0           | 0             | 0         | 0         | 0        | 0        | 0        | 0        | 0        | 0        | 0        | 0        | 0        | 0        | 0        | 0        | 0        | 0        | L        | 7-14       |
| 10/10              | Lions        | P   | 3            | 1         | 2         | 1.0       | 9.0        | 1           | 9             | 2         | 0         | 0        | 0        | 0        | 0        | 0        | 0        | 0        | 0        | 0        | 0        | 0        | 0        | 0        | 0        | W        | 19-17      |
| 10/17              | at Panthers  | P   | 3            | 0         | 3         | 0.0       | 0.0        | 0           | 0             | 0         | 0         | 0        | 0        | 0        | 0        | 0        | 0        | 0        | 0        | 0        | 0        | 0        | 0        | 0        | 0        | W        | 34-28+     |
| 10/31              | Cowboys      | P   | 2            | 1         | 1         | 0.0       | 0.0        | 0           | 0             | 1         | 0         | 0        | 0        | 0        | 0        | 0        | 0        | 0        | 0        | 0        | 0        | 0        | 0        | 0        | 0        | L        | 16-20      |
| 11/07              | at Ravens    | S   | 4            | 3         | 1         | 0.0       | 0.0        | 0           | 0             | 1         | 0         | 0        | 0        | 0        | 1        | 0        | 0        | 0        | 0        | 0        | 0        | 0        | 0        | 0        | 0        | L        | 31-34+     |
| 11/14              | at Chargers  | S   | 0            | 0         | 0         | 0.0       | 0.0        | 0           | 0             | 1         | 0         | 0        | 0        | 0        | 0        | 0        | 0        | 0        | 0        | 0        | 0        | 0        | 0        | 0        | 0        | W        | 27-20      |
| 11/21              | Packers      | S   | 1            | 1         | 0         | 0.0       | 0.0        | 0           | 0             | 0         | 0         | 0        | 0        | 0        | 0        | 0        | 0        | 0        | 0        | 0        | 0        | 0        | 0        | 0        | 0        | W        | 34-31      |
| 11/28              | at 49ers     | S   | 4            | 2         | 2         | 1.0       | 10.0       | 1           | 10            | 1         | 0         | 0        | 0        | 0        | 0        | 0        | 0        | 0        | 0        | 0        | 0        | 0        | 0        | 0        | 0        | L        | 26-34      |
| 12/05              | at Lions     | S   | 2            | 2         | 0         | 1.0       | 8.0        | 1           | 8             | 2         | 0         | 0        | 0        | 0        | 1        | 0        | 0        | 0        | 0        | 0        | 0        | 0        | 0        | 0        | 0        | L        | 27-29      |
| 12/09              | Steelers     | S   | 2            | 0         | 2         | 0.0       | 0.0        | 0           | 0             | 0         | 0         | 0        | 0        | 0        | 2        | 0        | 0        | 0        | 0        | 0        | 0        | 0        | 0        | 0        | 0        | W        | 36-28      |
| 12/20              | at Bears     | S   | 8            | 7         | 1         | 3.0       | 30.0       | 2           | 16            | 4         | 0         | 0        | 0        | 0        | 0        | 1        | 0        | 0        | 0        | 0        | 0        | 0        | 0        | 0        | 0        | W        | 17-9       |
| 12/26              | Rams         | S   | 3            | 1         | 2         | 0.0       | 0.0        | 0           | 0             | 1         | 0         | 0        | 0        | 0        | 0        | 0        | 0        | 0        | 0        | 0        | 0        | 0        | 0        | 0        | 0        | L        | 23-30      |
| 01/02              | at Packers   | S   | 2            | 2         | 0         | 0.0       | 0.0        | 0           | 0             | 0         | 0         | 0        | 0        | 0        | 0        | 0        | 0        | 0        | 0        | 0        | 0        | 0        | 0        | 0        | 0        | L        | 10-37      |
| 01/09              | Bears        | S   | 7            | 5         | 2         | 2.0       | 20.0       | 2           | 20            | 2         | 0         | 0        | 0        | 0        | 0        | 0        | 0        | 0        | 0        | 0        | 0        | 0        | 0        | 0        | 0        | W        | 31-17      |
| <b>2021 TOTALS</b> |              |     | <b>17-14</b> | <b>47</b> | <b>29</b> | <b>18</b> | <b>8.0</b> | <b>77.0</b> | <b>7</b>      | <b>63</b> | <b>15</b> | <b>0</b> | <b>0</b> | <b>0</b> | <b>0</b> | <b>4</b> | <b>1</b> | <b>0</b> | <b>0</b> | <b>0</b> | <b>0</b> | <b>0</b> | <b>0</b> | <b>0</b> | <b>0</b> | <b>0</b> | <b>8-9</b> |

+ - Overtime

**2020 GAME-BY-GAME REGULAR-SEASON STATISTICS (VIKINGS)**

| DATE               | OPPONENT      | P/S | TACKLES          |           |           |          |            |             | INTERCEPTIONS |           |          |          |          | O. FUMB  |          |          |          | ST       |          |          |          | MISC     |          | W/L      | SCORE    |            |        |
|--------------------|---------------|-----|------------------|-----------|-----------|----------|------------|-------------|---------------|-----------|----------|----------|----------|----------|----------|----------|----------|----------|----------|----------|----------|----------|----------|----------|----------|------------|--------|
|                    |               |     | TK               | S         | A         | SK       | YDS        | TFL         | YDS           | QBH       | NO       | YDS      | LG       | TD       | PD       | FF       | FR       | TD       | YDS      | TK       | S        | A        | FF       |          |          | FR         | S      |
| 09/13              | Packers       |     | ON INACTIVE LIST |           |           |          |            |             |               |           |          |          |          |          |          |          |          |          |          |          |          |          |          |          |          | L          | 34-43  |
| 09/20              | at Colts      | P   | 1                | 1         | 0         | 0.0      | 0.0        | 0           | 0             | 0         | 0        | 0        | 0        | 0        | 0        | 0        | 0        | 0        | 0        | 0        | 0        | 0        | 0        | 0        | 0        | L          | 11-28  |
| 09/27              | Titans        | P   | 3                | 2         | 1         | 0.0      | 0.0        | 1           | 19            | 0         | 0        | 0        | 0        | 0        | 0        | 0        | 0        | 0        | 0        | 0        | 0        | 0        | 0        | 0        | 0        | L          | 30-31  |
| 10/04              | at Texans     | P   | 1                | 1         | 0         | 1.0      | 7.0        | 1           | 7             | 1         | 0        | 0        | 0        | 0        | 0        | 0        | 0        | 0        | 0        | 0        | 0        | 0        | 0        | 0        | 0        | W          | 31-23  |
| 10/11              | at Seahawks   | P   | 0                | 0         | 0         | 0.0      | 0.0        | 0           | 0             | 0         | 0        | 0        | 0        | 0        | 0        | 0        | 0        | 0        | 0        | 0        | 0        | 0        | 0        | 0        | 0        | L          | 26-27  |
| 10/18              | Falcons       | P   | 2                | 2         | 0         | 0.0      | 0.0        | 1           | 2             | 0         | 0        | 0        | 0        | 0        | 0        | 0        | 0        | 0        | 0        | 0        | 0        | 0        | 0        | 0        | 0        | L          | 23-40  |
| 11/01              | at Packers    | P   | 1                | 1         | 0         | 1.0      | 0.0        | 0           | 0             | 2         | 0        | 0        | 0        | 0        | 0        | 1        | 0        | 0        | 0        | 0        | 0        | 0        | 0        | 0        | 0        | W          | 28-22  |
| 11/08              | Lions         | P   | 0                | 0         | 0         | 0.0      | 0.0        | 0           | 0             | 1         | 0        | 0        | 0        | 0        | 0        | 0        | 0        | 0        | 0        | 0        | 0        | 0        | 0        | 0        | 0        | W          | 34-20  |
| 11/16              | at Bears      | P   | 2                | 2         | 0         | 1.0      | 9.0        | 1           | 9             | 3         | 0        | 0        | 0        | 0        | 0        | 0        | 0        | 0        | 0        | 0        | 0        | 0        | 0        | 0        | 0        | W          | 19-13  |
| 11/22              | Cowboys       | P   | 1                | 1         | 0         | 0.0      | 0.0        | 0           | 0             | 0         | 0        | 0        | 0        | 0        | 0        | 0        | 0        | 0        | 0        | 0        | 0        | 0        | 0        | 0        | 0        | L          | 28-31  |
| 11/29              | Panthers      | P   | 1                | 0         | 1         | 0.0      | 0.0        | 0           | 0             | 1         | 0        | 0        | 0        | 0        | 1        | 0        | 0        | 0        | 0        | 0        | 0        | 0        | 0        | 0        | 0        | W          | 28-27  |
| 12/06              | Jaguars       |     | ON INACTIVE LIST |           |           |          |            |             |               |           |          |          |          |          |          |          |          |          |          |          |          |          |          |          |          | W          | 27-24+ |
| 12/13              | at Buccaneers | P   | 2                | 1         | 1         | 0.0      | 0.0        | 1           | 3             | 0         | 0        | 0        | 0        | 0        | 0        | 0        | 0        | 0        | 0        | 0        | 0        | 0        | 0        | 0        | 0        | L          | 14-26  |
| 12/20              | Bears         | P   | 5                | 2         | 3         | 0.0      | 0.0        | 0           | 0             | 0         | 0        | 0        | 0        | 0        | 0        | 0        | 0        | 0        | 0        | 0        | 0        | 0        | 0        | 0        | 0        | L          | 27-33  |
| 12/25              | at Saints     | S   | 2                | 1         | 1         | 0.0      | 0.0        | 0           | 0             | 1         | 0        | 0        | 0        | 0        | 0        | 0        | 0        | 0        | 0        | 0        | 0        | 0        | 0        | 0        | 0        | L          | 33-52  |
| 01/03              | at Lions      | S   | 3                | 2         | 1         | 0.0      | 0.0        | 0           | 0             | 0         | 0        | 0        | 0        | 0        | 0        | 0        | 0        | 0        | 0        | 0        | 0        | 0        | 0        | 0        | 0        | W          | 37-35  |
| <b>2020 TOTALS</b> |               |     | <b>14-2</b>      | <b>24</b> | <b>16</b> | <b>8</b> | <b>3.0</b> | <b>16.0</b> | <b>5</b>      | <b>40</b> | <b>9</b> | <b>0</b> | <b>0</b> | <b>0</b> | <b>0</b> | <b>1</b> | <b>1</b> | <b>0</b> | <b>0</b> | <b>0</b> | <b>0</b> | <b>0</b> | <b>0</b> | <b>0</b> | <b>0</b> | <b>7-9</b> |        |

+ - Overtime

**2022 GAME-BY-GAME POSTSEASON STATISTICS (VIKINGS)**

| DATE               | OPPONENT | P/S | TACKLES    |          |          |          |            |            |          | INTERCEPTIONS |          |          |          |          | O. FUMB  |          |          |          | ST       |          |          |          | MISC     |          |          | SCORE      |       |
|--------------------|----------|-----|------------|----------|----------|----------|------------|------------|----------|---------------|----------|----------|----------|----------|----------|----------|----------|----------|----------|----------|----------|----------|----------|----------|----------|------------|-------|
|                    |          |     | TK         | S        | A        | SK       | YDS        | TFL        | YDS      | QBH           | NO       | YDS      | LG       | TD       | PD       | FF       | FR       | TD       | YDS      | TK       | S        | A        | FF       | FR       | S        |            | A     |
| 01/15              | Giants   | P   | 2          | 1        | 1        | 0.0      | 0.0        | 0          | 0        | 0             | 0        | 0        | 0        | 0        | 0        | 0        | 0        | 0        | 0        | 0        | 0        | 0        | 0        | 0        | 0        | L          | 24-31 |
| <b>2022 TOTALS</b> |          |     | <b>1-0</b> | <b>2</b> | <b>1</b> | <b>1</b> | <b>0.0</b> | <b>0.0</b> | <b>0</b> | <b>0</b>      | <b>0</b> | <b>0</b> | <b>0</b> | <b>0</b> | <b>0</b> | <b>0</b> | <b>0</b> | <b>0</b> | <b>0</b> | <b>0</b> | <b>0</b> | <b>0</b> | <b>0</b> | <b>0</b> | <b>0</b> | <b>0-1</b> |       |



# RYAN WRIGHT



# 14

## PUNTER

**Ht:** 6-3

**DOB:** 6-1-00

**Vikings Season:** 2

**Acquired:** UDFA '22

**Wt:** 245

**College:** Tulane

**NFL Season:** 2

**2023 GP/GS**

9/0

**CAREER GP/GS**

26/0

**PLAYOFF GP/GS**

1/0

### KEY TRANSACTIONS

- Signed with the Minnesota Vikings as an undrafted free agent on 5/1/22.

### OFF THE FIELD

- Has one younger sister, Mackenzie.
- Management and marketing major.

### HONORS

- NFC Special Teams Player of the Week (Week 6, 2022).

### CAREER NOTES

#### 2023 | MINNESOTA VIKINGS

- Through nine games owns a gross punting average of 49.6, the eighth best in the NFL, and a net punting average of 43.3, tied for the 12th best in the league.
- Had three punts in Week 9 at Atlanta (11/5), downing one inside the 20.
- Punted twice at Green Bay in Week 8 (10/29), averaging 43.5 yards per punt.
- Recorded one punt for 42 yards against the 49ers in Week 7.
- Had five punts at Chicago in Week 6, averaging 49.8 yards per punt. He recorded a long of 63 yards.
- Posted a career-best gross punting average of 54.0 at Carolina (10/1).
- Recorded a trio of punts against the Chargers (9/24), averaging 48.3 yards per punt and registering one punt inside the 20.
- Against the Eagles (9/14), punted the ball three times, averaging 52.3 yards per punt and downing two punts inside the 20. His net punting average of 51.7 marked a career best.
- Made his season debut against Tampa Bay (9/10).
- Punted the ball five times in Week 1, averaging 51.4 yards per punt, the second-highest punting average by a Viking during a season opener.

#### 2022 | MINNESOTA VIKINGS

- Recorded a career-high 58 yard punt in Week 2 at Philadelphia.
- Completed first fake punt pass to Jalen Nailor for the Vikings since December 2, 2007 (Chris Kluwe 27 yd pass to Jeff Dugan).
- Named NFC Special Teams Player of the Week (10/16 at Miami). Punted 10 times for 441 yards for a gross average of 44.1 and a net average of 43.9 in Week 6 at Miami. Wright also booted a 73-yard punt, marking the seventh longest in franchise history.
- Recorded five punts for 233 yards (46.6) and a net average of 44.0.
- Punted the ball six times in Week 9 at Washington for a gross average of 51.7 and a net average of 43.5.
- Punted the ball three times for 153 yards (53.0) and a net average of 37.0 in Week 14 at Detroit.
- Punted the ball five times for 231 yards (46.2) and a net average of 38.5 in Week 15 against the Colts.

### COLLEGE - TULANE

- Appeared in 11 games for the Green Wave in 2020, recording 16 punts over 50 yards and 17 inside the 20.
- Appeared in every game for Tulane in 2019. Recorded season-long 61-yard punt against Houston.

- Had 100+ yard game against South Carolina (101) and Ole Miss (117) in 2020.
- Earned Freshman All-America honors from 247Sports.com in 2018.
- Played in all but two games for the Green Wave in 2018, starting as a backup punter but slowly transitioning into the team's top punter.

**PREP - CALIFORNIA (CALIF.)**

- Played quarterback in high school before moving to punter.

**REGULAR SEASON COMPARISON: PUNTING - NEW ORLEANS SAINTS**

| DATE          | OPP      | W/L        | GP/GS      | NO.      | YDS.       | AVG.        | TB       | I20      | LG        |
|---------------|----------|------------|------------|----------|------------|-------------|----------|----------|-----------|
| 10/2/22       | MIN @ NO | W          | P          | 3        | 126        | 42.0        | 0        | 2        | 51        |
| <b>TOTALS</b> |          | <b>1/0</b> | <b>1/0</b> | <b>3</b> | <b>126</b> | <b>42.0</b> | <b>0</b> | <b>2</b> | <b>51</b> |

**RYAN WRIGHT'S NFL REGULAR SEASON PUNTING STATISTICS**

| DATE              | TEAM    | GP        | NO.        | YDS.         | AVG.        | OPP. RET. | YDS.       | NET YDS.     | AVG.        | TB       | IN20      | LG        | BK       |
|-------------------|---------|-----------|------------|--------------|-------------|-----------|------------|--------------|-------------|----------|-----------|-----------|----------|
| 2023              | Vikings | 9         | 27         | 1,340        | 49.6        | 12        | 92         | 1,168        | 43.3        | 4        | 5         | 63        | 0        |
| 2022              | Vikings | 17        | 73         | 3,457        | 47.4        | 38        | 293        | 3,144        | 42.5        | 1        | 32        | 73        | 1        |
| <b>NFL TOTALS</b> |         | <b>26</b> | <b>100</b> | <b>4,797</b> | <b>48.0</b> | <b>50</b> | <b>385</b> | <b>4,312</b> | <b>42.7</b> | <b>5</b> | <b>37</b> | <b>73</b> | <b>1</b> |

**RYAN WRIGHT'S NFL POSTSEASON PUNTING STATISTICS**

| DATE              | TEAM    | GP       | NO.      | YDS.       | AVG.        | OPP. RET. | YDS.      | NET YDS.   | AVG.        | TB       | IN20     | LG        | BK       |
|-------------------|---------|----------|----------|------------|-------------|-----------|-----------|------------|-------------|----------|----------|-----------|----------|
| 2022              | Vikings | 1        | 3        | 164        | 54.7        | 2         | 17        | 147        | 49.0        | 0        | 2        | 61        | 0        |
| <b>NFL TOTALS</b> |         | <b>1</b> | <b>3</b> | <b>164</b> | <b>54.7</b> | <b>2</b>  | <b>17</b> | <b>147</b> | <b>49.0</b> | <b>0</b> | <b>2</b> | <b>61</b> | <b>0</b> |

**RYAN WRIGHT'S NFL REGULAR SEASON PASSING STATISTICS**

| DATE          | TEAM    | GP        | GS       | ATT.     | CMP.     | PCT.        | YDS       | AVG.       | TD       | INT.     | LG        | SK       | LST      | RATE        |
|---------------|---------|-----------|----------|----------|----------|-------------|-----------|------------|----------|----------|-----------|----------|----------|-------------|
| 2023          | Vikings | 9         | 0        | 0        | 0        | 0.0         | 0         | 0.0        | 0        | 0        | 0         | 0        | 0        | 0.0         |
| 2022          | Vikings | 17        | 0        | 2        | 1        | 50.0        | 13        | 6.5        | 0        | 0        | 13        | 0        | 0        | 70.8        |
| <b>TOTALS</b> |         | <b>26</b> | <b>0</b> | <b>2</b> | <b>1</b> | <b>50.0</b> | <b>13</b> | <b>6.5</b> | <b>0</b> | <b>0</b> | <b>13</b> | <b>0</b> | <b>0</b> | <b>70.8</b> |

**RYAN WRIGHT'S NFL POSTSEASON PASSING STATISTICS**

| DATE          | TEAM    | GP       | GS       | ATT.     | CMP.     | PCT.       | YDS      | AVG.       | TD       | INT.     | LG       | SK       | LST      | RATE       |
|---------------|---------|----------|----------|----------|----------|------------|----------|------------|----------|----------|----------|----------|----------|------------|
| 2022          | Vikings | 1        | 0        | 0        | 0        | 0.0        | 0        | 0.0        | 0        | 0        | 0        | 0        | 0        | 0.0        |
| <b>TOTALS</b> |         | <b>1</b> | <b>0</b> | <b>0</b> | <b>0</b> | <b>0.0</b> | <b>0</b> | <b>0.0</b> | <b>0</b> | <b>0</b> | <b>0</b> | <b>0</b> | <b>0</b> | <b>0.0</b> |

**RYAN WRIGHT'S NFL REGULAR SEASON RUSHING STATISTICS**

| DATE          | TEAM    | NO.      | YDS.     | AVG.       | LG       | TD       |
|---------------|---------|----------|----------|------------|----------|----------|
| 2023          | Vikings | 0        | 0        | 0.0        | 0        | 0        |
| 2022          | Vikings | 0        | 0        | 0.0        | 0        | 0        |
| <b>TOTALS</b> |         | <b>0</b> | <b>0</b> | <b>0.0</b> | <b>0</b> | <b>0</b> |

**RYAN WRIGHT'S NFL POSTSEASON RUSHING STATISTICS**

| DATE          | TEAM    | NO.      | YDS.     | AVG.       | LG       | TD       |
|---------------|---------|----------|----------|------------|----------|----------|
| 2022          | Vikings | 0        | 0        | 0.0        | 0        | 0        |
| <b>TOTALS</b> |         | <b>0</b> | <b>0</b> | <b>0.0</b> | <b>0</b> | <b>0</b> |

**RYAN WRIGHT'S NFL REGULAR SEASON PASSING/RUSHING STATISTICS**

| DATE          | TEAM    | PASSING   |          |          |          |             |           |            |          |          |           |          |          |             | RUSHING  |          |            |          |          |
|---------------|---------|-----------|----------|----------|----------|-------------|-----------|------------|----------|----------|-----------|----------|----------|-------------|----------|----------|------------|----------|----------|
|               |         | GP        | GS       | ATT.     | CMP.     | PCT.        | YDS       | AVG.       | TD       | INT.     | LG        | SK       | LST      | RATE        | NO.      | YDS.     | AVG.       | LG       | TD       |
| 2023          | Vikings | 9         | 0        | 0        | 0        | 0.0         | 0         | 0.0        | 0        | 0        | 0         | 0        | 0        | 0.0         | 0        | 0        | 0.0        | 0        | 0        |
| 2022          | Vikings | 17        | 0        | 2        | 1        | 50.0        | 13        | 6.5        | 0        | 0        | 13        | 0        | 0        | 70.8        | 0        | 0        | 0.0        | 0        | 0        |
| <b>TOTALS</b> |         | <b>26</b> | <b>0</b> | <b>2</b> | <b>1</b> | <b>50.0</b> | <b>13</b> | <b>6.5</b> | <b>0</b> | <b>0</b> | <b>13</b> | <b>0</b> | <b>0</b> | <b>70.8</b> | <b>0</b> | <b>0</b> | <b>0.0</b> | <b>0</b> | <b>0</b> |

**RYAN WRIGHT'S NFL POSTSEASON PASSING/RUSHING STATISTICS**

| DATE          | TEAM    | PASSING  |          |          |          |            |          |            |          |          |          |          |          |            | RUSHING  |          |            |          |          |
|---------------|---------|----------|----------|----------|----------|------------|----------|------------|----------|----------|----------|----------|----------|------------|----------|----------|------------|----------|----------|
|               |         | GP       | GS       | ATT.     | CMP.     | PCT.       | YDS      | AVG.       | TD       | INT.     | LG       | SK       | LST      | RATE       | NO.      | YDS.     | AVG.       | LG       | TD       |
| 2022          | Vikings | 1        | 0        | 0        | 0        | 0.0        | 0        | 0.0        | 0        | 0        | 0        | 0        | 0        | 0.0        | 0        | 0        | 0.0        | 0        | 0        |
| <b>TOTALS</b> |         | <b>1</b> | <b>0</b> | <b>0</b> | <b>0</b> | <b>0.0</b> | <b>0</b> | <b>0.0</b> | <b>0</b> | <b>0</b> | <b>0</b> | <b>0</b> | <b>0</b> | <b>0.0</b> | <b>0</b> | <b>0</b> | <b>0.0</b> | <b>0</b> | <b>0</b> |

**SINGLE-GAME HIGHS: PUNTER**

|                            |   |                        |                           |
|----------------------------|---|------------------------|---------------------------|
| <b>Punts</b>               | 10 at MIA, Oct 16, 2022                         | <b>Net Punting Avg</b> | 51.7 at PHI, Sep 14, 2023 |
| <b>Gross Punting Yards</b> | 441 at MIA, Oct 16, 2022                        | <b>Longest Punts</b>   | 73 at MIA, Oct 16, 2022   |
| <b>Gross Punting Avg</b>   | 54.0 vs. KC, Oct 08, 2023<br>...1 more at 54.0. | <b>Inside the 20</b>   | 6 at MIA, Oct 16, 2022    |
| <b>Net Punting Yards</b>   | 439 at MIA, Oct 16, 2022                        |                        |                           |

**2023 GAME-BY-GAME REGULAR-SEASON STATISTICS (VIKINGS)**

| DATE               | OPPONENT    |   | NO.      | YDS.      | AVG.         | OPP. RET.   | YDS.      | NET YDS.  | AVG          | TB          | IN20     | LG       | BK        | W/L      | SCORE      |
|--------------------|-------------|---|----------|-----------|--------------|-------------|-----------|-----------|--------------|-------------|----------|----------|-----------|----------|------------|
| 09/10              | Buccaneers  | P | 5        | 257       | 51.4         | 4           | 29        | 228       | 45.6         | 0           | 0        | 58       | 0         | L        | 17-20      |
| 09/14              | at Eagles   | P | 3        | 157       | 52.3         | 1           | 2         | 155       | 51.7         | 0           | 2        | 57       | 0         | L        | 28-34      |
| 09/24              | Chargers    | P | 3        | 145       | 48.3         | 0           | 0         | 105       | 35.0         | 2           | 1        | 53       | 0         | L        | 24-28      |
| 10/01              | at Panthers | P | 4        | 216       | 54.0         | 3           | 35        | 181       | 45.3         | 0           | 0        | 61       | 0         | W        | 21-13      |
| 10/08              | Chiefs      | P | 1        | 54        | 54.0         | 1           | 8         | 46        | 46.0         | 0           | 0        | 54       | 0         | L        | 20-27      |
| 10/15              | at Bears    | P | 5        | 249       | 49.8         | 1           | 12        | 217       | 43.4         | 1           | 0        | 63       | 0         | W        | 19-13      |
| 10/23              | 49ers       | P | 1        | 42        | 42.0         | 0           | 0         | 22        | 22.0         | 1           | 0        | 42       | 0         | W        | 22-17      |
| 10/29              | at Packers  | P | 2        | 87        | 43.5         | 1           | 6         | 81        | 40.5         | 0           | 1        | 47       | 0         | W        | 24-10      |
| 11/05              | at Falcons  | P | 3        | 133       | 44.3         | 1           | 0         | 133       | 44.3         | 0           | 1        | 52       | 0         | W        | 31-28      |
| <b>2023 TOTALS</b> |             |   | <b>9</b> | <b>27</b> | <b>1,340</b> | <b>49.6</b> | <b>12</b> | <b>92</b> | <b>1,168</b> | <b>43.3</b> | <b>4</b> | <b>5</b> | <b>63</b> | <b>0</b> | <b>5-4</b> |

**2022 GAME-BY-GAME REGULAR-SEASON STATISTICS (VIKINGS)**

| DATE               | OPPONENT      | P | OPP.      |           |              | NET         |           |            | TB           | IN20        | LG       | BK        | W/L       | SCORE    |             |
|--------------------|---------------|---|-----------|-----------|--------------|-------------|-----------|------------|--------------|-------------|----------|-----------|-----------|----------|-------------|
|                    |               |   | NO.       | YDS.      | AVG.         | RET.        | YDS.      | YDS.       |              |             |          |           |           |          | AVG         |
| 09/11              | Packers       | P | 5         | 232       | 46.4         | 1           | 12        | 220        | 44.0         | 0           | 3        | 56        | 0         | W        | 23-7        |
| 09/19              | at Eagles     | P | 5         | 246       | 49.2         | 3           | 14        | 232        | 46.4         | 0           | 3        | 58        | 0         | L        | 7-24        |
| 09/25              | Lions         | P | 3         | 156       | 52.0         | 2           | 23        | 133        | 44.3         | 0           | 1        | 58        | 0         | W        | 28-24       |
| 10/02              | at Saints     | P | 3         | 126       | 42.0         | 1           | 2         | 124        | 41.3         | 0           | 2        | 51        | 0         | W        | 28-25       |
| 10/09              | Bears         | P | 1         | 15        | 15.0         | 0           | 0         | 15         | 15.0         | 0           | 0        | 15        | 0         | W        | 29-22       |
| 10/16              | at Dolphins   | P | 10        | 441       | 44.1         | 3           | 2         | 439        | 43.9         | 0           | 6        | 73        | 0         | W        | 24-16       |
| 10/30              | Cardinals     | P | 5         | 233       | 46.6         | 3           | 13        | 220        | 44.0         | 0           | 2        | 58        | 0         | W        | 34-26       |
| 11/06              | at Commanders | P | 6         | 310       | 51.7         | 5           | 41        | 269        | 44.8         | 0           | 2        | 61        | 0         | W        | 20-17       |
| 11/13              | at Bills      | P | 3         | 149       | 49.7         | 3           | 25        | 124        | 41.3         | 0           | 0        | 59        | 0         | W        | 33-30+      |
| 11/20              | Cowboys       | P | 7         | 338       | 48.3         | 4           | 34        | 304        | 43.4         | 0           | 4        | 58        | 0         | L        | 3-40        |
| 11/24              | Patriots      | P | 3         | 158       | 52.7         | 2           | 11        | 147        | 49.0         | 0           | 3        | 59        | 0         | W        | 33-26       |
| 12/04              | Jets          | P | 6         | 292       | 48.7         | 3           | 37        | 255        | 42.5         | 0           | 2        | 63        | 0         | W        | 27-22       |
| 12/11              | at Lions      | P | 3         | 159       | 53.0         | 2           | 48        | 111        | 37.0         | 0           | 1        | 64        | 0         | L        | 23-34       |
| 12/17              | Colts         | P | 5         | 231       | 46.2         | 1           | 0         | 231        | 38.5         | 0           | 2        | 63        | 1         | W        | 39-36+      |
| 12/24              | Giants        | P | 5         | 241       | 48.2         | 2           | 8         | 213        | 42.6         | 1           | 1        | 57        | 0         | W        | 27-24       |
| 01/01              | at Packers    | P | 2         | 95        | 47.5         | 2           | 25        | 70         | 35.0         | 0           | 0        | 55        | 0         | L        | 17-41       |
| 01/08              | at Bears      | P | 1         | 35        | 35.0         | 1           | -2        | 37         | 37.0         | 0           | 0        | 35        | 0         | W        | 29-13       |
| <b>2022 TOTALS</b> |               |   | <b>17</b> | <b>73</b> | <b>3,457</b> | <b>47.4</b> | <b>38</b> | <b>293</b> | <b>3,144</b> | <b>42.5</b> | <b>1</b> | <b>32</b> | <b>73</b> | <b>1</b> | <b>13-4</b> |

+ - Overtime

**2022 GAME-BY-GAME POSTSEASON STATISTICS (VIKINGS)**

| DATE               | OPPONENT | P | OPP.     |          |            | NET         |          |           | TB         | IN20        | LG       | BK       | W/L       | SCORE    |            |
|--------------------|----------|---|----------|----------|------------|-------------|----------|-----------|------------|-------------|----------|----------|-----------|----------|------------|
|                    |          |   | NO.      | YDS.     | AVG.       | RET.        | YDS.     | YDS.      |            |             |          |          |           |          | AVG        |
| 01/15              | Giants   | P | 3        | 164      | 54.7       | 2           | 17       | 147       | 49.0       | 0           | 2        | 61       | 0         | L        | 24-31      |
| <b>2022 TOTALS</b> |          |   | <b>1</b> | <b>3</b> | <b>164</b> | <b>54.7</b> | <b>2</b> | <b>17</b> | <b>147</b> | <b>49.0</b> | <b>0</b> | <b>2</b> | <b>61</b> | <b>0</b> | <b>0-1</b> |

**2023 GAME-BY-GAME REGULAR-SEASON STATISTICS (VIKINGS)**

| DATE               | OPPONENT    | P/S | PASSING    |          |          |          |            |            |            |          |          |            |            | RUSHING  |          |          |          | W/L      | SCORE      |
|--------------------|-------------|-----|------------|----------|----------|----------|------------|------------|------------|----------|----------|------------|------------|----------|----------|----------|----------|----------|------------|
|                    |             |     | ATT        | CMP      | YDS      | PCT      | Y/A        | Y/C        | TD         | INT      | LG       | SK/YD      | RATE       | ATT      | YDS      | LG       | TD       |          |            |
| 09/10              | Buccaneers  | P   | 0          | 0        | 0        | 0.0      | 0.0        | 0.0        | 0          | 0        | 0        | 0/0        | 0.0        | 0        | 0        | 0        | 0        | L        | 17-20      |
| 09/14              | at Eagles   | P   | 0          | 0        | 0        | 0.0      | 0.0        | 0.0        | 0          | 0        | 0        | 0/0        | 0.0        | 0        | 0        | 0        | 0        | L        | 28-34      |
| 09/24              | Chargers    | P   | 0          | 0        | 0        | 0.0      | 0.0        | 0.0        | 0          | 0        | 0        | 0/0        | 0.0        | 0        | 0        | 0        | 0        | L        | 24-28      |
| 10/01              | at Panthers | P   | 0          | 0        | 0        | 0.0      | 0.0        | 0.0        | 0          | 0        | 0        | 0/0        | 0.0        | 0        | 0        | 0        | 0        | W        | 21-13      |
| 10/08              | Chiefs      | P   | 0          | 0        | 0        | 0.0      | 0.0        | 0.0        | 0          | 0        | 0        | 0/0        | 0.0        | 0        | 0        | 0        | 0        | L        | 20-27      |
| 10/15              | at Bears    | P   | 0          | 0        | 0        | 0.0      | 0.0        | 0.0        | 0          | 0        | 0        | 0/0        | 0.0        | 0        | 0        | 0        | 0        | W        | 19-13      |
| 10/23              | 49ers       | P   | 0          | 0        | 0        | 0.0      | 0.0        | 0.0        | 0          | 0        | 0        | 0/0        | 0.0        | 0        | 0        | 0        | 0        | W        | 22-17      |
| 10/29              | at Packers  | P   | 0          | 0        | 0        | 0.0      | 0.0        | 0.0        | 0          | 0        | 0        | 0/0        | 0.0        | 0        | 0        | 0        | 0        | W        | 24-10      |
| 11/05              | at Falcons  | P   | 0          | 0        | 0        | 0.0      | 0.0        | 0.0        | 0          | 0        | 0        | 0/0        | 0.0        | 0        | 0        | 0        | 0        | W        | 31-28      |
| <b>2023 TOTALS</b> |             |     | <b>9-0</b> | <b>0</b> | <b>0</b> | <b>0</b> | <b>0.0</b> | <b>0.0</b> | <b>0.0</b> | <b>0</b> | <b>0</b> | <b>0/0</b> | <b>0.0</b> | <b>0</b> | <b>0</b> | <b>0</b> | <b>0</b> | <b>0</b> | <b>5-4</b> |



**2022 GAME-BY-GAME REGULAR-SEASON STATISTICS (VIKINGS)**

| DATE               | OPPONENT         | P/S         | PASSING  |          |           |             |            |             |          |          |           |            |             | RUSHING  |          |          |          | SCORE       |        |
|--------------------|------------------|-------------|----------|----------|-----------|-------------|------------|-------------|----------|----------|-----------|------------|-------------|----------|----------|----------|----------|-------------|--------|
|                    |                  |             | ATT      | CMP      | YDS       | PCT         | Y/A        | Y/C         | TD       | INT      | LG        | SK/YD      | RATE        | ATT      | YDS      | LG       | TD       |             | W/L    |
| 09/11              | Packers          | P           | 0        | 0        | 0         | 0.0         | 0.0        | 0.0         | 0        | 0        | 0         | 0/0        | 0.0         | 0        | 0        | 0        | 0        | W           | 23-7   |
| 09/19              | at Eagles        | P           | 0        | 0        | 0         | 0.0         | 0.0        | 0.0         | 0        | 0        | 0         | 0/0        | 0.0         | 0        | 0        | 0        | 0        | L           | 7-24   |
| 09/25              | Lions            | P           | 0        | 0        | 0         | 0.0         | 0.0        | 0.0         | 0        | 0        | 0         | 0/0        | 0.0         | 0        | 0        | 0        | 0        | W           | 28-24  |
| 10/02              | at Saints        | P           | 1        | 1        | 13        | 100.0       | 13.0       | 13.0        | 0        | 0        | 13        | 0/0        | 118.8       | 0        | 0        | 0        | 0        | W           | 28-25  |
| 10/09              | Bears            | P           | 0        | 0        | 0         | 0.0         | 0.0        | 0.0         | 0        | 0        | 0         | 0/0        | 0.0         | 0        | 0        | 0        | 0        | W           | 29-22  |
| 10/16              | at Dolphins      | P           | 0        | 0        | 0         | 0.0         | 0.0        | 0.0         | 0        | 0        | 0         | 0/0        | 0.0         | 0        | 0        | 0        | 0        | W           | 24-16  |
| 10/30              | Cardinals        | P           | 0        | 0        | 0         | 0.0         | 0.0        | 0.0         | 0        | 0        | 0         | 0/0        | 0.0         | 0        | 0        | 0        | 0        | W           | 34-26  |
| 11/06              | at<br>Commanders | P           | 0        | 0        | 0         | 0.0         | 0.0        | 0.0         | 0        | 0        | 0         | 0/0        | 0.0         | 0        | 0        | 0        | 0        | W           | 20-17  |
| 11/13              | at Bills         | P           | 0        | 0        | 0         | 0.0         | 0.0        | 0.0         | 0        | 0        | 0         | 0/0        | 0.0         | 0        | 0        | 0        | 0        | W           | 33-30+ |
| 11/20              | Cowboys          | P           | 0        | 0        | 0         | 0.0         | 0.0        | 0.0         | 0        | 0        | 0         | 0/0        | 0.0         | 0        | 0        | 0        | 0        | L           | 3-40   |
| 11/24              | Patriots         | P           | 0        | 0        | 0         | 0.0         | 0.0        | 0.0         | 0        | 0        | 0         | 0/0        | 0.0         | 0        | 0        | 0        | 0        | W           | 33-26  |
| 12/04              | Jets             | P           | 0        | 0        | 0         | 0.0         | 0.0        | 0.0         | 0        | 0        | 0         | 0/0        | 0.0         | 0        | 0        | 0        | 0        | W           | 27-22  |
| 12/11              | at Lions         | P           | 0        | 0        | 0         | 0.0         | 0.0        | 0.0         | 0        | 0        | 0         | 0/0        | 0.0         | 0        | 0        | 0        | 0        | L           | 23-34  |
| 12/17              | Colts            | P           | 1        | 0        | 0         | 0.0         | 0.0        | 0.0         | 0        | 0        | 0         | 0/0        | 39.6        | 0        | 0        | 0        | 0        | W           | 39-36+ |
| 12/24              | Giants           | P           | 0        | 0        | 0         | 0.0         | 0.0        | 0.0         | 0        | 0        | 0         | 0/0        | 0.0         | 0        | 0        | 0        | 0        | W           | 27-24  |
| 01/01              | at Packers       | P           | 0        | 0        | 0         | 0.0         | 0.0        | 0.0         | 0        | 0        | 0         | 0/0        | 0.0         | 0        | 0        | 0        | 0        | L           | 17-41  |
| 01/08              | at Bears         | P           | 0        | 0        | 0         | 0.0         | 0.0        | 0.0         | 0        | 0        | 0         | 0/0        | 0.0         | 0        | 0        | 0        | 0        | W           | 29-13  |
| <b>2022 TOTALS</b> |                  | <b>17-0</b> | <b>2</b> | <b>1</b> | <b>13</b> | <b>50.0</b> | <b>6.5</b> | <b>13.0</b> | <b>0</b> | <b>0</b> | <b>13</b> | <b>0/0</b> | <b>70.8</b> | <b>0</b> | <b>0</b> | <b>0</b> | <b>0</b> | <b>13-4</b> |        |

+ - Overtime

**2022 GAME-BY-GAME POSTSEASON STATISTICS (VIKINGS)**

| DATE               | OPPONENT | P/S        | PASSING  |          |          |            |            |            |          |          |          |            |            | RUSHING  |          |          |          | SCORE      |       |
|--------------------|----------|------------|----------|----------|----------|------------|------------|------------|----------|----------|----------|------------|------------|----------|----------|----------|----------|------------|-------|
|                    |          |            | ATT      | CMP      | YDS      | PCT        | Y/A        | Y/C        | TD       | INT      | LG       | SK/YD      | RATE       | ATT      | YDS      | LG       | TD       |            | W/L   |
| 01/15              | Giants   | P          | 0        | 0        | 0        | 0.0        | 0.0        | 0.0        | 0        | 0        | 0        | 0/0        | 0.0        | 0        | 0        | 0        | 0        | L          | 24-31 |
| <b>2022 TOTALS</b> |          | <b>1-0</b> | <b>0</b> | <b>0</b> | <b>0</b> | <b>0.0</b> | <b>0.0</b> | <b>0.0</b> | <b>0</b> | <b>0</b> | <b>0</b> | <b>0/0</b> | <b>0.0</b> | <b>0</b> | <b>0</b> | <b>0</b> | <b>0</b> | <b>0-1</b> |       |



# **RECORDS & HISTORY**

**2023 MINNESOTA VIKINGS**

# ATTENDANCE RECORDS

## TOTAL ATTENDANCE

| YEAR                          | HOME          | AVERAGE                 | AWAY                    | PRESEASON             | POST SEASON | TOTAL             |
|-------------------------------|---------------|-------------------------|-------------------------|-----------------------|-------------|-------------------|
| 1961                          | 242,102 (7)   | 34,586                  | 271,056 (7)             | 82,683 (5)            | N/A         | 595,841           |
| 1962                          | 226,535 (7)   | 32,362                  | 267,674 (7)             | 103,588 (5)           | N/A         | 597,797           |
| 1963                          | 230,843 (7)   | 32,978                  | 303,946 (7)             | 140,321 (5)           | N/A         | 675,110           |
| 1964                          | 274,026 (7)   | 39,147                  | 341,973 (7)             | 110,438 (5)           | N/A         | 726,437           |
| 1965                          | 321,119 (7)   | 45,874                  | 352,378 (7)             | 158,541 (5)           | N/A         | 832,038           |
| 1966                          | 315,837 (7)   | 45,120                  | 331,515 (7)             | 241,728 (5)           | N/A         | 889,080           |
| 1967                          | 304,901 (7)   | 43,557                  | 331,903 (7)             | 224,182 (5)           | N/A         | 860,986           |
| 1968                          | 328,072 (7)   | 46,867                  | 359,484 (7)             | 155,591 (5)           | 83,199 (2)  | 926,346           |
| 1969                          | 342,570 (7)   | 48,939                  | 397,616 (7)             | 225,513 (6)           | 176,362 (3) | 1,142,061         |
| 1970                          | 335,300 (7)   | 47,900                  | 360,221 (7)             | 285,659 (6)           | 46,050 (1)  | 1,027,230         |
| 1971                          | 344,720 (7)   | 49,246                  | 431,452 (7)             | 266,156 (6)           | 49,100 (1)  | 1,091,428         |
| 1972                          | 344,720 (7)   | 49,245                  | 407,582 (7)             | 281,687 (5)           | N/A         | 1,033,989         |
| 1973                          | 337,637 (7)   | 48,234                  | 406,216 (7)             | 265,436 (5)           | 174,823 (3) | 1,184,112         |
| 1974                          | 337,523 (7)   | 48,217                  | 436,717 (7)             | 227,435 (5)           | 173,027 (3) | 1,174,702         |
| 1975                          | 339,089 (7)   | 48,441                  | 443,906 (7)             | 263,206 (6)           | 46,425 (1)  | 1,092,626         |
| 1976                          | 325,745 (7)   | 46,535                  | 404,705 (7)             | 259,551 (6)           | 197,850 (3) | 1,187,851         |
| 1977                          | 323,571 (7)   | 46,224                  | 421,116 (7)             | 278,422 (6)           | 124,506 (2) | 1,147,615         |
| 1978                          | 353,497 (8)   | 44,187                  | 472,664 (8)             | 178,682 (4)           | 69,631 (1)  | 1,074,474         |
| 1979                          | 359,781 (8)   | 44,973                  | 464,373 (8)             | 195,286 (4)           | N/A         | 1,019,440         |
| 1980                          | 367,259 (8)   | 45,907                  | 428,831 (8)             | 168,436 (4)           | 68,434 (1)  | 1,032,960         |
| 1981                          | 361,200 (8)   | 45,150                  | 479,160 (8)             | 192,876 (4)           | N/A         | 1,033,236         |
| 1982                          | 285,824 (5)   | 57,165                  | 241,213 (4)             | 264,271 (5)           | 115,153 (2) | 906,461           |
| 1983                          | 466,264 (8)   | 58,283                  | 468,406 (8)             | 202,745 (4)           | N/A         | 1,137,415         |
| 1984                          | 444,399 (8)   | 55,534                  | 456,682 (8)             | 193,303 (4)           | N/A         | 1,094,384         |
| 1985                          | 453,701 (8)   | 56,713                  | 394,985 (8)             | 223,951 (4)           | N/A         | 1,072,637         |
| 1986                          | 463,555 (8)   | 57,944                  | 396,168 (8)             | 221,757 (4)           | N/A         | 1,081,480         |
| 1987                          | 403,095 (8)   | 50,387                  | 306,445 (7)             | 225,608 (4)           | 185,886 (3) | 1,121,034         |
| 1988                          | 463,181 (8)   | 57,898                  | 462,499 (8)             | 177,631 (4)           | 119,514 (2) | 1,222,825         |
| 1989                          | 463,496 (8)   | 57,936                  | 493,423 (8)             | 208,695 (4)           | 64,585 (1)  | 1,230,199         |
| 1990                          | 452,064 (8)   | 56,508                  | 506,596 (8)             | 200,023 (4)           | N/A         | 1,158,683         |
| 1991                          | 410,942 (8)   | 51,368                  | 436,581 (8)             | 206,195 (4)           | N/A         | 1,053,718         |
| 1992                          | 453,214 (8)   | 56,652                  | 454,059 (8)             | 186,365 (4)           | 57,353 (1)  | 1,150,991         |
| 1993                          | 458,424 (8)   | 57,303                  | 440,870 (8)             | 284,074 (5)           | 75,089 (1)  | 1,258,457         |
| 1994                          | 474,744 (8)   | 59,343                  | 506,678 (8)             | 247,114 (5)           | 60,347 (1)  | 1,288,883         |
| 1995                          | 451,800 (8)   | 56,475                  | 462,368 (8)             | 188,830 (4)           | N/A         | 1,102,998         |
| 1996                          | 449,940 (8)   | 56,243                  | 404,460 (8)             | 161,990 (4)           | 64,682 (1)  | 1,081,072         |
| 1997                          | 464,834 (8)   | 58,104                  | 513,269 (8)             | 172,755 (5)           | 142,728 (2) | 1,351,690         |
| 1998                          | 510,741 (8)   | 63,843                  | 491,291 (8)             | 241,802 (4)           | 127,820 (2) | 1,371,654         |
| 1999                          | 513,051 (8)   | 64,131                  | 570,672 (8)             | 275,001 (4)           | 130,250 (2) | 1,488,974         |
| 2000                          | 513,322 (8)   | 64,165                  | 515,910 (8)             | 222,150 (4)           | 143,191 (2) | 1,394,573         |
| 2001                          | 513,344 (8)   | 64,186                  | 532,346 (8)             | 234,482 (4)           | N/A         | 1,280,172         |
| 2002                          | 512,517 (8)   | 64,065                  | 533,211 (8)             | 230,466 (4)           | N/A         | 1,276,194         |
| 2003                          | 513,437 (8)   | 64,180                  | 503,860 (8)             | 239,888 (4)           | N/A         | 1,257,185         |
| 2004                          | 512,969 (8)   | 64,121                  | 532,986 (8)             | 248,439 (4)           | 138,799 (2) | 1,433,193         |
| 2005                          | 511,960 (8)   | 64,031                  | 511,828 (8)             | 267,980 (4)           | N/A         | 1,291,768         |
| 2006                          | 509,743 (8)   | 63,718                  | 565,622 (8)             | 244,647 (4)           | N/A         | 1,320,012         |
| 2007                          | 506,046 (8)   | 63,256                  | 559,085 (8)             | 268,178 (4)           | N/A         | 1,333,309         |
| 2008                          | 506,136 (8)   | 63,267                  | 517,640 (8)             | 256,001 (4)           | 61,746 (1)  | 1,341,523         |
| 2009                          | 510,203 (8)   | 63,775                  | 523,920 (8)             | 260,791 (4)           | 134,823 (2) | 1,429,737         |
| 2010                          | 470,009       | 58,751                  | 559,788 (8)             | 237,411 (4)           | N/A         | 1,267,208         |
| 2011                          | 502,529 (8)   | 62,812                  | 540,056 (8)             | 259,690 (4)           | N/A         | 1,302,275         |
| 2012                          | 485,802 (8)   | 60,725                  | 533,900 (8)             | 253,799 (4)           | 71,548 (1)  | 1,345,049         |
| 2013                          | 531,653 (8)   | 66,457                  | 567,898 (8)             | 254,805 (4)           | N/A         | 1,420,813         |
| 2014                          | 417,906 (8)   | 52,238                  | 522,517 (8)             | 246,100 (4)           | N/A         | 1,186,523         |
| 2015                          | 419,440 (8)   | 52,430                  | 538,576 (8)             | 271,006 (5)           | 52,090 (1)  | 1,281,112         |
| 2016                          | 534,289 (8)   | 66,786                  | 550,213 (8)             | 251,611 (4)           | N/A         | 1,336,113         |
| 2017                          | 533,764 (8)   | 66,721                  | 566,136 (8)             | 261,969 (4)           | 136,208 (2) | 1,448,077         |
| 2018                          | 534,491 (8)   | 66,811                  | 566,063 (8)             | 270,298 (4)           | N/A         | 1,370,852         |
| 2019                          | 534,804 (8)   | 66,850                  | 535,234 (8)             | 264,117 (4)           | 144,687 (2) | 1,478,842         |
| 2020                          | 0 (8)         | 0                       | 33,633 (8)              | cancelled             | N/A         | 33,633            |
| 2021                          | 533,613 (8)   | 66,713                  | 584,681 (9)             | 204,730 (3)           | N/A         | 1,323,024         |
| 2022                          | 600,183 (9)   | 66,687                  | 530,684 (8)             | 204,364 (3)           | 66,721 (1)  | 1,335,231         |
| <b>Total 25,940,542 (474)</b> | <b>54,469</b> | <b>28,054,197 (475)</b> | <b>13,640,449 (270)</b> | <b>3,302,627 (52)</b> |             | <b>70,810,412</b> |

# ATTENDANCE RECORDS

## LARGEST CROWDS

### HOME

#### Regular Season

83,518 vs. Pittsburgh, 9/29/13 (London; Wembley)  
67,157 vs. Green Bay, 12/23/19  
67,003 vs. Kansas City, 10/8/23  
66,992 vs. Dallas, 11/20/22

#### Postseason

66,612 vs. New Orleans, 1/14/18  
64,060 vs. Atlanta, 1/17/99

#### Preseason

66,551 vs. San Francisco, 8/27/17  
66,409 vs. Miami, 8/31/17

### AWAY

#### Regular Season

91,188 at Dallas, 11/10/19  
90,608 at Washington, 9/11/06

#### Postseason

103,438 vs. Oakland (Super Bowl XI in Pasadena), 1/9/77

#### Preseason

86,082 at Dallas, 8/29/15

## SMALLEST CROWDS

### HOME

#### Regular Season

13,911 vs. Green Bay, 10/4/87 (Metrodome)  
26,728 vs. LA Rams, 11/25/62

#### Postseason

44,626 vs. St. Louis, 12/21/74  
52,090 vs. Seattle, 1/10/16 (TCF Bank Stadium)  
57,353 vs. Washington, 1/2/93 (Metrodome)

#### Preseason

27,982 vs. LA Rams, 9/10/61  
34,367 vs. San Diego, 8/3/96 (Metrodome)

### AWAY

#### Regular Season

12,992 at Dallas 9/24/61  
14,167 at Atlanta, 12/15/85

#### Postseason

22,961 vs. Dallas (at Miami), 1/5/69  
54,593 at Washington, 1/15/83

#### Preseason

4,954 vs. Dallas (at Sioux Falls), 8/5/61

## 2020 - COVID LIMITED

### HOME

#### Regular Season

0 vs. Green Bay, 9/13/20  
0 vs. Tennessee, 9/27/20  
0 vs. Atlanta, 10/18/20  
0 vs. Detroit, 11/8/20  
0 vs. Dallas, 11/22/20  
0 vs. Carolina, 11/29/20  
0 vs. Jacksonville, 12/6/20  
0 vs. Chicago, 12/20/20

### AWAY

#### Regular Season

2,500 at Indianapolis, 9/20/20  
12,102 at Houston, 10/4/20  
0 at Seattle, 10/11/20  
0 at Green Bay, 11/1/20  
0 at Chicago, 11/16/20  
16,031 at Tampa Bay, 12/13/20  
3,000 at New Orleans, 12/25/20  
0 at Detroit, 1/3/21

## COLDEST GAMES (# DENOTES PLAYOFFS)

-6 ..... vs. Seattle, 1/10/16#  
-2 ..... vs. Chicago, 12/3/72  
0 ..... vs. Green Bay, 12/10/72  
5 ..... vs. Los Angeles, 11/29/64  
5 ..... at Cleveland, 12/17/89  
9 ..... vs. Chicago, 12/5/70  
9 ..... vs. San Francisco, 12/27/70#  
10 ..... at Green Bay, 12/23/17  
11 ..... vs. Cleveland, 1/4/70#  
11 ..... at Green Bay, 12/8/02

## WARMEST GAMES

93 ..... at Tampa Bay, 9/14/86  
91 ..... at Baltimore, 9/19/65  
90 ..... at Los Angeles, 10/3/65  
89 ..... at Kansas City, 9/9/90  
87 ..... at Miami, 10/2/88

## WARMEST GAMES (HOME)

82 ..... vs. St. Louis, 10/6/63  
82 ..... vs. Chicago, 10/1/67  
82 ..... vs. Atlanta, 9/28/14  
79 ..... vs. Denver, 9/11/78

## LONGEST GAMES

4:12 ..... vs. Cincinnati, 11/23/86  
4:05 ..... vs. Buffalo, 9/15/02 (OT)  
4:04 ..... at Tennessee, 12/26/98  
4:03 ..... vs. Cleveland, 12/17/89 (OT)  
4:01 ..... vs. Indianapolis, 12/17/22 (OT)  
4:00 ..... vs. New England, 12/20/91 (OT)

## FASTEST TOUCHDOWN TO START A GAME

0:12 ..... at Detroit, 9/30/12- P. Harvin KOR TD  
0:12 ..... vs. NY Jets, 12/27/14- G. Hodges INT TD  
0:13 ..... at Chicago, 9/15/13- C. Patterson KOR TD  
0:13 ..... at Jacksonville, 11/23/08- N. Harris FR TD  
0:13 ..... vs. Green Bay, 10/27/13- C. Patterson KOR TD  
0:13 ..... vs. New Orleans, 9/25/05- T. Taylor TD REC.

## FRANCHISE FIRSTS

Game ..... vs. Chicago, 9/17/61  
Win ..... 37-13 vs. Chicago, 9/17/1961  
Points ..... Mike Mercer 12 FG  
..... vs. Chicago, 9/17/1961  
Touchdown ..... Fran Tarkenton to Bob Schnelker  
..... 14-yard pass vs. Chicago, 9/17/1961

# VIKINGS LEADERS

## ALL-TIME CAREER LEADERS

### RUSHING

| Player                              | Yards  | Att.  | Avg. | Long | TD |
|-------------------------------------|--------|-------|------|------|----|
| 1. Peterson, Adrian (2007-16)       | 11,747 | 2,418 | 4.9  | 82t  | 97 |
| 2. Smith, Robert (1993-00)          | 6,818  | 1,411 | 4.8  | 78t  | 32 |
| 3. Cook, Dalvin (2017-22)           | 5,993  | 1,282 | 4.7  | 75t  | 47 |
| 4. Foreman, Chuck (1973-79)         | 5,887  | 1,533 | 3.8  | 51   | 52 |
| 5. Brown, Bill (1962-74)            | 5,757  | 1,627 | 3.5  | 48   | 52 |
| 6. Brown, Ted (1979-86)             | 4,546  | 1,117 | 4.1  | 60   | 40 |
| 7. Osborn, Dave (1965-75)           | 4,320  | 1,172 | 3.7  | 73   | 29 |
| 8. Nelson, Darrin (1982-89, '91-92) | 4,231  | 981   | 4.3  | 72   | 18 |
| 9. Mason, Tommy (1961-66)           | 3,252  | 761   | 4.3  | 71   | 28 |
| 10. Bennett, Michael (2001-05)      | 3,174  | 713   | 4.5  | 85t  | 12 |

### RECEIVING

| Player                        | No.   | Yards  | Avg. | Long | TD  |
|-------------------------------|-------|--------|------|------|-----|
| 1. Carter, Cris (1990-01)     | 1,004 | 12,383 | 12.3 | 78t  | 110 |
| 2. Moss, Randy (1998-04, '10) | 587   | 9,316  | 15.9 | 82t  | 92  |
| 3. Thielen, Adam (2014-22)    | 534   | 6,682  | 12.5 | 75t  | 55  |
| 4. Jordan, Steve (1982-94)    | 498   | 6,307  | 12.7 | 68t  | 28  |
| 5. Carter, Anthony (1985-93)  | 478   | 7,635  | 16.0 | 73t  | 52  |
| 6. Rudolph, Kyle (2011-20)    | 453   | 4,488  | 9.9  | 47t  | 48  |
| 7. Reed, Jake (1991-99, '01)  | 413   | 6,433  | 15.6 | 82t  | 33  |
| 8. Rashad, Ahmad (1976-82)    | 400   | 5,489  | 13.7 | 76t  | 34  |
| 9. White, Sammy (1976-86)     | 393   | 6,400  | 16.3 | 69t  | 50  |
| 10. Diggs, Stefon (2015-19)   | 365   | 4,623  | 12.7 | 75t  | 50  |

### RUSHING-RECEIVING YARDS

| Player                        | Rushing | Receiving | Total  |
|-------------------------------|---------|-----------|--------|
| 1. Peterson, Adrian (2007-16) | 11,747  | 1,945     | 13,692 |
| 2. Carter, Cris (1990-01)     | 24      | 12,383    | 12,407 |
| 3. Moss, Randy (1998-04, '10) | 159     | 9,316     | 9,475  |
| 4. Foreman, Chuck (1973-79)   | 5,879   | 3,057     | 8,936  |
| 5. Brown, Bill (1962-74)      | 5,757   | 3,177     | 8,934  |

### PASSER RATING (MIN. 1,500 ATT.)

| Player                              | Att.   | Cmp.  | Pct. | Yards  | TD  | Int | Lg    | Rtg  |
|-------------------------------------|--------|-------|------|--------|-----|-----|-------|------|
| 1. Cousins, Kirk (2018-)            | 3,0812 | 09367 | 9.23 | 265171 | 55  | 75t | 101.2 |      |
| 2. Culpepper, Daunte (1999-05)      | 2,6071 | 678   | 64.4 | 20,162 | 135 | 86  | 82t   | 91.5 |
| 3. Johnson, Brad (1992-98, 05-06)   | 1,670  | 1,036 | 62.0 | 11,098 | 65  | 48  | 82t   | 82.5 |
| 4. Tarkenton, Fran (1961-66, 72-78) | 4,5692 | 635   | 57.7 | 33,098 | 239 | 198 | 239   | 80.1 |

### PASSING YARDS & TOUCHDOWNS

| Player                              | Yards  | TD  | Att.  | Cmp.  | Pct. |
|-------------------------------------|--------|-----|-------|-------|------|
| 1. Tarkenton, Fran (1961-66, 72-78) | 33,098 | 239 | 4,569 | 2,635 | 57.7 |
| 2. Kramer, Tommy (1977-89)          | 24,775 | 159 | 3,648 | 2,011 | 55.1 |
| 3. Cousins, Kirk (2018-)            | 23,265 | 171 | 3,081 | 2,093 | 67.9 |

### SCORING

| Player                        | TD  | 2 pt. | PAT | FG  | Total |
|-------------------------------|-----|-------|-----|-----|-------|
| 1. Cox, Fred (1963-77)        | -   | -     | 519 | 282 | 1,365 |
| 2. Carter, Cris (1990-01)     | 110 | 5     | -   | -   | 670   |
| 3. Longwell, Ryan (2006-11)   | -   | -     | 228 | 135 | 633   |
| 4. Peterson, Adrian (2007-16) | 102 | 1     | -   | -   | 614   |
| 5. Revez, Fuad (1990-95)      | -   | -     | 199 | 133 | 598   |
| 6. Moss, Randy (1998-04, '10) | 93  | 3     | -   | -   | 564   |
| 7. Walsh, Blair (2012-16)     | -   | -     | 156 | 133 | 555   |
| 8. Anderson, Gary (1998-02)   | -   | -     | 215 | 109 | 542   |
| 9. Brown, Bill (1962-74)      | 76  | -     | -   | -   | 456   |
| 10. Foreman, Chuck (1973-79)  | 75  | -     | -   | -   | 450   |

### FIELD GOAL PCT. (MIN. 100 MADE)

| Player                      | Att. | Made | Pct. | Long |
|-----------------------------|------|------|------|------|
| 1. Longwell, Ryan (2006-11) | 157  | 135  | 86.0 | 55   |
| 2. Anderson, Gary (1998-02) | 129  | 109  | 84.5 | 53   |
| 3. Walsh, Blair (2012-16)   | 158  | 133  | 84.2 | 56   |

### PUNTING AVERAGE

| Player                      | No. | Net Avg. | Long | Blk. |
|-----------------------------|-----|----------|------|------|
| 1. Jeff Locke (2013-16)     | 290 | 38.8     | 72   | 1    |
| 2. Kluwe, Chris (2005-12)   | 623 | 37.2     | 70   | 1    |
| 3. Newsome, Harry (1990-93) | 308 | 35.1     | 84   | 2    |

### INTERCEPTIONS

| Player                             | No. | Yards | Avg. | Long | TD |
|------------------------------------|-----|-------|------|------|----|
| 1. Krause, Paul (1968-79)          | 53  | 852   | 16.1 | 81   | 2  |
| 2. Bryant, Bobby (1967-80)         | 51  | 749   | 14.7 | 46t  | 3  |
| 3. Sharrockman, Ed (1962-72)       | 40  | 804   | 20.1 | 47t  | 3  |
| 4. Browner, Joey (1983-91)         | 37  | 465   | 12.6 | 45   | 3  |
| 5. Smith, Harrison (2012-)         | 34  | 498   | 14.6 | 81t  | 4  |
| 6. Wright, Nate (1971-80)          | 31  | 272   | 8.5  | 44   | 0  |
| 7. Lee, Carl (1983-93)             | 29  | 350   | 12.1 | 58t  | 2  |
| 8t. Turner, John (1979-83, 85, 87) | 22  | 227   | 10.3 | 36   | 1  |
| 8t. Thomas, Orlando (1995-01)      | 22  | 225   | 10.2 | 45t  | 2  |
| 10. Winfield, Antoine (2004-12)    | 21  | 227   | 10.8 | 56   | 2  |

### SACKS

| Player                          | No.   | Yards |
|---------------------------------|-------|-------|
| 1. Eller, Carl (1964-78)        | 130.0 | 1,015 |
| 2. Marshall, Jim (1961-79)      | 127.0 | 1,026 |
| 3. Randle, John (1990-00)       | 114.0 | 722   |
| 4. Page, Alan (1967-78)         | 108.0 | 797   |
| 5. Doleman, Chris (1985-93, 99) | 96.5  | 729   |

### TACKLES (DEFENSE ONLY)

| Player                       | Solo  | Assist | Total |
|------------------------------|-------|--------|-------|
| 1. Studwell, Scott (1977-90) | 1,266 | 662    | 1,928 |
| 2. Blair, Matt (1974-85)     | 944   | 460    | 1,404 |
| 3. Siemon, Jeff (1972-82)    | 1,002 | 373    | 1,375 |
| 4. Greenway, Chad (2006-16)  | 885   | 449    | 1,334 |
| 5. Page, Alan (1967-78)      | 866   | 252    | 1,118 |

### SPECIAL TEAMS TACKLES

| Player                              | Solo | Assist | Total |
|-------------------------------------|------|--------|-------|
| 1. Walsh, Cris (1994-02)            | 114  | 33     | 147   |
| 2. Morrow, Harold (1996-02)         | 95   | 45     | 140   |
| 3. Ashley, Walker Lee (1983-88, 90) | 77   | 43     | 120   |
| 4. Nord, Keith (1979-85)            | 89   | 24     | 113   |
| 5. Farwell, Heath (2005-10)         | 67   | 46     | 113   |

### PUNT RETURNS (MIN. 50 RETURNS)

| Player                       | No. | Yards | Avg. | Long | TD |
|------------------------------|-----|-------|------|------|----|
| 1. Sherels, Marcus (2010-19) | 237 | 2,480 | 10.5 | 86t  | 5  |
| 2. Moore, Mewelde (2004-07)  | 74  | 768   | 10.4 | 71t  | 2  |
| 3. Palmer, David (1994-00)   | 162 | 1,610 | 9.9  | 74t  | 2  |
| 4. Butler, Bill (1962-64)    | 55  | 545   | 9.9  | 60t  | 1  |
| 5. Lewis, Leo (1981-91)      | 194 | 1,812 | 9.3  | 78t  | 1  |

### KICKOFF RETURNS (MIN. 50 RETURNS)

| Player                              | No. | Yards | Avg. | Long | TD |
|-------------------------------------|-----|-------|------|------|----|
| 1. Patterson, Cordarrelle (2013-16) | 134 | 4,075 | 30.4 | 109t | 5  |
| 2. Harvin, Percy (2009-12)          | 114 | 3,183 | 27.9 | 105t | 5  |
| 3. West, Charlie (1968-73)          | 78  | 1,991 | 25.5 | 82   | 0  |
| 4. Rhymes, Buster (1985-87)         | 62  | 1,558 | 25.1 | 88   | 0  |
| 5. Jones, Clinton (1967-72)         | 89  | 2,209 | 24.8 | 96t  | 1  |

### COMBINED YARDAGE

| Player                             | Total Rush Rec. | Punt Ret. | Kick Ret. | Fum. Ret. |       |   |
|------------------------------------|-----------------|-----------|-----------|-----------|-------|---|
| 1. Peterson, Adrian (2007-16)      | 14,210          | 11,747    | 1,945     | -         | 428   | - |
| 2. Carter, Cris (1990-01)          | 12,410          | 24        | 12,383    | -         | -     | 3 |
| 3. Nelson, Darrin (1982-89, 91-92) | 10,365          | 4,231     | 2,202     | 313       | 3,619 | - |
| 4. Moss, Randy (1998-04, '10)      | 9,670           | 159       | 9,316     | 162       | 33    | - |
| 5. Brown, Bill (1962-74)           | 9,237           | 5,757     | 3,177     | 0         | 303   | - |

# VIKINGS LEADERS

## VIKINGS SINGLE SEASON LEADERS

### RUSHING

| Player                       | Yards | Att. | Avg. | Long | TD |
|------------------------------|-------|------|------|------|----|
| 1. Peterson, Adrian (2012)   | 2,097 | 348  | 6.0  | 82t  | 12 |
| 2. Peterson, Adrian (2008)   | 1,760 | 363  | 4.8  | 67t  | 10 |
| 3. Cook, Dalvin (2020)       | 1,557 | 312  | 5.0  | 70t  | 16 |
| 4. Smith, Robert (2000)      | 1,521 | 295  | 5.1  | 72t  | 7  |
| 5. Peterson, Adrian (2015)   | 1,485 | 327  | 4.5  | 80t  | 11 |
| 6. Peterson, Adrian (2009)   | 1,383 | 314  | 4.4  | 64t  | 18 |
| 7. Peterson, Adrian (2007)   | 1,341 | 238  | 5.6  | 73t  | 12 |
| 8. Peterson, Adrian (2010)   | 1,298 | 283  | 4.6  | 80t  | 12 |
| 9. Bennett, Michael (2002)   | 1,296 | 255  | 5.0  | 85t  | 5  |
| 10t. Peterson, Adrian (2013) | 1,266 | 279  | 4.5  | 78t  | 10 |
| 10t. Smith, Robert (1997)    | 1,266 | 232  | 5.4  | 78t  | 6  |

### RECEPTIONS

| Player                      | No. | Yards | Avg. | Long | TD |
|-----------------------------|-----|-------|------|------|----|
| 1. Jefferson, Justin (2022) | 128 | 1,809 | 14.1 | 64   | 8  |
| 2. Carter, Cris (1995)      | 122 | 1,371 | 11.2 | 60t  | 11 |
| 3. Carter, Cris (1994)      | 122 | 1,256 | 10.3 | 65t  | 7  |
| 4. Thielen, Adam (2018)     | 113 | 1,373 | 12.2 | 68   | 9  |
| 5. Moss, Randy (2003)       | 111 | 1,632 | 14.7 | 72   | 17 |
| 6. Jefferson, Justin (2021) | 108 | 1,616 | 15.0 | 56   | 10 |
| 7. Moss, Randy (2002)       | 106 | 1,347 | 12.7 | 60   | 7  |
| 8. Diggs, Stefon (2018)     | 102 | 1,021 | 10.0 | 75t  | 9  |
| 9. Carter, Cris (2000)      | 96  | 1,274 | 13.3 | 53   | 9  |
| 10. Carter, Cris (1996)     | 96  | 1,163 | 12.1 | 43t  | 10 |

### RECEIVING YARDS

| Player                      | Yards | No. | Avg. | Long | TD |
|-----------------------------|-------|-----|------|------|----|
| 1. Jefferson, Justin (2022) | 1,809 | 128 | 14.1 | 64   | 8  |
| 2. Moss, Randy (2003)       | 1,632 | 111 | 14.7 | 72   | 17 |
| 3. Jefferson, Justin (2021) | 1,616 | 108 | 15.0 | 56   | 10 |
| 4. Moss, Randy (2000)       | 1,437 | 77  | 18.7 | 78t  | 15 |
| 5. Moss, Randy (1999)       | 1,413 | 80  | 17.7 | 67t  | 11 |
| 6. Jefferson, Justin (2020) | 1,400 | 88  | 15.9 | 71t  | 7  |
| 7. Thielen, Adam (2018)     | 1,373 | 113 | 12.2 | 68   | 9  |
| 8. Carter, Cris (1995)      | 1,371 | 122 | 11.2 | 60t  | 11 |
| 9. Moss, Randy (2002)       | 1,347 | 106 | 12.7 | 60   | 7  |
| 10. Reed, Jake (1996)       | 1,320 | 72  | 18.3 | 82t  | 7  |

### RUSHING-RECEIVING YARDS

| Player                     | Rushing | Receiving | Total |
|----------------------------|---------|-----------|-------|
| 1. Peterson, Adrian (2012) | 2,097   | 217       | 2,314 |
| 2. Cook, Dalvin (2020)     | 1,557   | 361       | 1,918 |
| 3. Peterson, Adrian (2008) | 1,760   | 125       | 1,885 |
| 4. Smith, Robert (2000)    | 1,521   | 348       | 1,869 |
| 5. Justin Jefferson (2022) | 24      | 1,809     | 1,833 |

### PASSER RATING

| Player                        | Att. | Cmp. | Pct. | Yards | TD | Int | Lg  | Rtg   |
|-------------------------------|------|------|------|-------|----|-----|-----|-------|
| 1. Culpepper, Daunte (2004)   | 548  | 379  | 69.2 | 4,717 | 39 | 11  | 82t | 110.9 |
| 2. Cousins, Kirk (2019)       | 444  | 307  | 69.1 | 3,603 | 26 | 6   | 66  | 107.4 |
| 3. Favre, Brett (2009)        | 531  | 363  | 68.4 | 4,202 | 33 | 7   | 63  | 107.2 |
| 4. Cunningham, Randall (1998) | 425  | 259  | 60.9 | 3,704 | 34 | 10  | 67t | 106.0 |

### PASSING YARDS

| Player                      | Yards | Att. | Cmp. | Pct. | TD | Int | Lg  | Rtg   |
|-----------------------------|-------|------|------|------|----|-----|-----|-------|
| 1. Culpepper, Daunte (2004) | 4,717 | 548  | 379  | 69.2 | 39 | 11  | 82t | 110.9 |
| 2. Cousins, Kirk (2022)     | 4,322 | 623  | 407  | 65.3 | 28 | 14  | 64t | 91.0  |
| 3. Cousins, Kirk (2018)     | 4,298 | 606  | 425  | 70.1 | 30 | 10  | 75t | 99.7  |
| 4. Cousins, Kirk (2020)     | 4,265 | 516  | 349  | 67.6 | 35 | 13  | 71t | 105.0 |

### PASSING TOUCHDOWNS

| Player                        | TD | Att. | Cmp. | Pct. | Yards | Int | Rtg   |
|-------------------------------|----|------|------|------|-------|-----|-------|
| 1. Culpepper, Daunte (2004)   | 39 | 548  | 379  | 69.2 | 4,717 | 11  | 110.9 |
| 2. Cousins, Kirk (2020)       | 35 | 516  | 349  | 67.6 | 4,265 | 13  | 105.0 |
| 3. Cunningham, Randall (1998) | 34 | 425  | 259  | 60.9 | 3,704 | 10  | 106.0 |
| 4t. Moon, Warren (1995)       | 33 | 606  | 377  | 62.2 | 4,228 | 14  | 91.5  |

|                              |    |     |     |      |       |    |       |
|------------------------------|----|-----|-----|------|-------|----|-------|
| 4t. Culpepper, Daunte (2000) | 33 | 474 | 297 | 62.7 | 3,937 | 16 | 98.0  |
| 4t. Favre, Brett (2009)      | 33 | 531 | 363 | 68.4 | 4,202 | 7  | 107.2 |

### SCORING

| Player                   | TD | 2 pt. | PAT | FG | Total |
|--------------------------|----|-------|-----|----|-------|
| 1. Anderson, Gary (1998) | -  | -     | 59  | 35 | 164   |
| 2. Walsh, Blair (2012)   | -  | -     | 36  | 35 | 141   |
| 3. Walsh, Blair (2015)   | -  | -     | 33  | 34 | 135   |

### FIELD GOAL PCT. (AT LEAST 1 ATT. PER GAME)

| Player                   | Att. | Made | Pct.  | Long |
|--------------------------|------|------|-------|------|
| 1. Anderson, Gary (1998) | 35   | 35   | 100.0 | 53   |
| 2. Anderson, Gary (2000) | 22   | 23   | 95.7  | 49   |
| 3. Longwell, Ryan (2010) | 18   | 17   | 94.4  | 48   |

### PUNTING AVERAGE (AT LEAST 2.5 PUNTS PER GAME)

| Player                      | No. | Net Avg. | Long | Blk. |
|-----------------------------|-----|----------|------|------|
| 1. Colquitt, Britton (2019) | 62  | 42.6     | 59   | 0    |
| 2. Wright, Ryan (2022)      | 73  | 42.5     | 73   | 0    |
| 3. Walden, Bobby (1964)     | 72  | 41.8     | 73   | 0    |

### INTERCEPTIONS

| Player                       | No. | Yards | Avg. | Long | TD |
|------------------------------|-----|-------|------|------|----|
| 1. Krause, Paul (1975)       | 10  | 201   | 20.1 | 81   | 0  |
| 2t. Russell, Brian (2003)    | 9   | 185   | 20.6 | 50   | 0  |
| 2t. Sharper, Darren (2005)   | 9   | 276   | 30.7 | 92t  | 2  |
| 2t. Thomas, Orlando (1995)   | 9   | 108   | 12.0 | 45t  | 1  |
| 5t. Bryant, Bobby (1969)     | 8   | 97    | 12.1 | 56   | 0  |
| 5t. Chavous, Corey (2003)    | 8   | 143   | 17.9 | 39   | 1  |
| 5t. Holt, Issiac (1986)      | 8   | 54    | 6.8  | 27   | 0  |
| 5t. Lee, Carl (1988)         | 8   | 118   | 14.8 | 58t  | 2  |
| 5t. McMillian, Audray (1992) | 8   | 157   | 19.6 | 51t  | 2  |

### SACKS

| Player                    | No.  | Yards |
|---------------------------|------|-------|
| 1. Allen, Jared (2011)    | 22.0 | 150   |
| 2. Doleman, Chris (1989)  | 21.0 | 196   |
| 3t. Millard, Keith (1989) | 18.0 | 108   |
| 3t. Page, Alan (1976)     | 18.0 | 126   |
| 5. Randle, John (1997)    | 15.5 | 108   |

### TACKLES (DEFENSE ONLY)

| Player                    | Solo | Asst. | Total |
|---------------------------|------|-------|-------|
| 1. Studwell, Scott (1981) | 156  | 74    | 230   |
| 2. Siemon, Jeff (1978)    | 170  | 59    | 229   |
| 3. Blair, Matt (1981)     | 146  | 74    | 220   |
| 4. Studwell, Scott (1983) | 132  | 83    | 215   |
| 5. Studwell, Scott (1984) | 142  | 71    | 213   |

### SPECIAL TEAMS TACKLES

| Player                      | Solo | Asst. | Total |
|-----------------------------|------|-------|-------|
| 1. Browner, Joey (1983)     | 23   | 15    | 38    |
| 2. Allen, Nate (1977)       | 24   | 11    | 35    |
| 3. Farwell, Heath (2007)    | 19   | 13    | 32    |
| 4. Morrow, Harold (1997)    | 22   | 10    | 32    |
| 5t. Dillon, Terry (1963)    | 23   | 6     | 29    |
| 5t. Griffith, Robert (1995) | 21   | 8     | 29    |
| 5t. Nelson, Jim (2000)      | 18   | 11    | 29    |

### PUNT RETURNS (MIN. 20 RETURNS)

| Player                    | No. | Yards | Avg. | Long | TD |
|---------------------------|-----|-------|------|------|----|
| 1. Sherels, Marcus (2013) | 22  | 335   | 15.2 | 86t  | 1  |
| 2. Sherels, Marcus (2016) | 21  | 292   | 13.9 | 79t  | 2  |
| 3. Palmer, David (1995)   | 26  | 342   | 13.2 | 74t  | 1  |
| 4. Palmer, David (1997)   | 34  | 444   | 13.1 | 57   | 0  |
| 5. Lewis, Leo (1987)      | 22  | 275   | 12.5 | 78t  | 1  |

### KICKOFF RETURNS (MIN. 20 RETURNS)

| Player                           | No. | Yards | Avg. | Long | TD |
|----------------------------------|-----|-------|------|------|----|
| 1. Patterson, Cordarrelle (2013) | 43  | 1,393 | 32.4 | 109t | 2  |
| 2. Patterson, Cordarrelle (2015) | 32  | 1,019 | 31.8 | 101t | 2  |
| 3. Patterson, Cordarrelle (2016) | 25  | 792   | 31.7 | 104t | 1  |

# VIKINGS LEADERS

|                            |    |       |      |      |   |
|----------------------------|----|-------|------|------|---|
| 4. Allison, Aundrae (2007) | 20 | 574   | 28.7 | 104t | 1 |
| 5. Harvin, Percy (2009)    | 42 | 1,156 | 27.5 | 101t | 2 |

## COMBINED YARDAGE

| Player                           | Total Rush Rec. | Punt Ret. | Kick Ret. |
|----------------------------------|-----------------|-----------|-----------|
| 1. Peterson, Adrian (2012)       | 2,314/2,097 217 | -         | -         |
| 2. Harvin, Percy (2009)          | 2,081 135 790   | -         | 1,156     |
| 3. Walker, Herschel (1990)       | 2,051 770 315   | -         | 966       |
| 4. Peterson, Adrian (2007)       | 2,021 1,341 261 | 0         | 412       |
| 5. Patterson, Cordarrelle (2012) | 2,020 158 469   | 0         | 1,393     |

## VIKINGS SINGLE GAME LEADERS

### RUSHING YARDS

| Player, Game                             | Yards | Att. | Avg. | Long | TD |
|--|-------|------|------|------|----|
| 1. Peterson, Adrian, 11/4/07, vs. S.D.   | 296   | 30   | 9.8  | 64t  | 3  |
| 2. Peterson, Adrian, 10/14/07, at Chi.   | 224   | 20   | 11.2 | 73t  | 3  |
| 3. Peterson, Adrian, 12/16/12, at STL    | 212   | 24   | 8.8  | 82t  | 1  |
| 4. Peterson, Adrian, 12/1/13, vs. Chi.   | 211   | 35   | 6.0  | 23   | 0  |
| 5. Peterson, Adrian, 12/2/12, at G.B.    | 210   | 21   | 10.0 | 82t  | 1  |
| 6. Cook, Dalvin, 11/8/20, vs. Det.       | 206   | 22   | 9.4  | 70t  | 2  |
| 7. Cook, Dalvin, 12/9/21, vs. Pit.       | 205   | 27   | 7.6  | 30   | 2  |
| 8. Peterson, Adrian, 11/15/15, at Oak.   | 203   | 26   | 7.8  | 80t  | 1  |
| 9. Foreman, Chuck, 10/24/76, at Phi.     | 200   | 28   | 7.14 | 46   | 2  |
| 10. Peterson, Adrian, 12/30/12, vs. G.B. | 199   | 34   | 5.8  | 28   | 1  |

### RECEPTIONS

| Player, Game                          | No. | Yards | Avg. | Long | TD |
|---------------------------------------|-----|-------|------|------|----|
| 1. Young, Rickey, 12/16/79, at N.E.   | 15  | 116   | 7.7  | 17   | 1  |
| 2t. Thielen, Adam, 9/23/18, vs. Buff. | 14  | 105   | 7.5  | 19   | 0  |
| 2t. Carter, Cris, 10/2/94, at Ariz.   | 14  | 167   | 11.9 | 29   | 0  |
| 3t. Diggs, Stefon, 11/6/16, vs. Det.  | 13  | 80    | 6.2  | 12   | 0  |
| 3t. Diggs, Stefon, 11/13/16, at Wash. | 13  | 164   | 12.6 | 36   | 0  |
| 3t. Diggs, Stefon, 11/18/18, at Chi.  | 13  | 126   | 9.7  | 25   | 1  |

### RECEIVING YARDS

| Player, Game                              | No. | Yards | Avg. | Long | TD |
|---|-----|-------|------|------|----|
| 1. Jefferson, Justin, 12/11/22 at Det.    | 11  | 223   | 20.3 | 47   | 0  |
| 2. White, Sammy, 11/7/76, vs. Det.        | 7   | 210   | 30.0 | 52   | 2  |
| 3. Moss, Randy, 11/14/99, at Chi.         | 12  | 204   | 17.0 | 44   | 0  |
| 4t. Thielen, Adam, 12/24/16, at G.B.      | 12  | 202   | 16.8 | 71t  | 2  |
| 4t. Flatley, Paul, 10/24/65, at S.F.      | 7   | 202   | 28.9 | 58t  | 2  |
| 6. Rice, Sidney, 11/15/09, vs. Det.       | 7   | 201   | 28.7 | 56   | 0  |
| 7. Jefferson, Justin, 9/11/22, vs. G.B.   | 10  | 193   | 19.3 | 46   | 1  |
| 8. Moss, Randy, 10/5/98, at G.B.          | 5   | 190   | 38.0 | 52t  | 2  |
| 9. Carter, Anthony, 11/6/88, vs. Det.     | 8   | 188   | 23.5 | 40   | 0  |
| 10t. Carter, Anthony, 11/26/87, at Dal.   | 8   | 184   | 23.0 | 51   | 2  |
| 10t. Jefferson, Justin, 9/11/22, vs. G.B. | 9   | 184   | 20.4 | 64   | 2  |

### RUSHING-RECEIVING YARDS

| Player, Game                           | Rushing | Receiving | Total |
|--|---------|-----------|-------|
| 1. Peterson, Adrian, 11/4/07, vs. S.D. | 296     | 19        | 315   |
| 2. Foreman, Chuck, 10/24/76, at Phi.   | 200     | 65        | 265   |
| 3. Nelson, Darrin, 11/13/83, vs. G.B.  | 119     | 137       | 256   |
| 4. Cook, Dalvin, 11/8/20, vs. Det.     | 206     | 46        | 252   |
| 5. Peterson, Adrian, 10/14/07, at Chi. | 224     | 9         | 233   |

### PASSER RATING (MIN. 20 ATTEMPTS)

| Player, Game                              | Att | Cmp | Pct  | Yds | TD | Int | Rtg   |
|---|-----|-----|------|-----|----|-----|-------|
| 1. Frerotte, Gus, 9/28/03, vs. S.F.       | 21  | 16  | 76.2 | 267 | 4  | 0   | 157.2 |
| 2. Bridgewater, Teddy, 12/20/15, vs. Chi. | 20  | 17  | 85.0 | 231 | 4  | 0   | 154.4 |
| 3. Tarkenton, Fran, 10/13/74, vs. Hou.    | 24  | 18  | 75.0 | 274 | 3  | 0   | 151.7 |

### PASSING YARDS

| Player, Game                              | Yds | Att | Cmp | Pct  | TD | Int | Rtg   |
|---|-----|-----|-----|------|----|-----|-------|
| 1. Kramer, Tommy, 11/2/86, @ Was.         | 490 | 35  | 20  | 57.1 | 4  | 1   | 128.0 |
| 2. Cousins, Kirk, 12/17/22, vs. Ind. (OT) | 460 | 54  | 34  | 62.9 | 4  | 2   | 99.3  |
| 3. Kramer, Tommy, 12/14/80, vs. Clev.     | 456 | 49  | 38  | 77.5 | 4  | 0   | 132.7 |

### PASSING TOUCHDOWNS

| Player, Game                     | TDs | Att | Cmp | Pct  | Yds | Int | Rtg   |
|----------------------------------|-----|-----|-----|------|-----|-----|-------|
| 1. Kapp, Joe, 9/28/69, vs. Balt. | 7   | 43  | 28  | 65.1 | 449 | 1   | 129.7 |

|                                     |   |    |    |      |     |   |       |
|-------------------------------------|---|----|----|------|-----|---|-------|
| 2. Kramer, Tommy, 9/28/86, vs. G.B. | 6 | 25 | 16 | 64.0 | 241 | 0 | 135.2 |
|-------------------------------------|---|----|----|------|-----|---|-------|

### SCORING

| Player, Game                           | TDs | 2 pt. | PAT | FG | Total |
|--|-----|-------|-----|----|-------|
| 1t. Foreman, Chuck, 12/20/75, at Buf.  | 4   | -     | -   | -  | 24    |
| 1t. Rashad, Ahmad, 9/2/79, vs. SF      | 4   | -     | -   | -  | 24    |
| 1t. Cook, Dalvin, 11/1/20, at G.B.     | 4   | -     | -   | -  | 24    |
| 4. Karlis, Rich, 11/5/89, vs. LA Rams  | -   | -     | -   | 7  | 21    |
| 5t. Moss, Randy, 11/26/98, at Dal.     | 3   | 1     | -   | -  | 20    |
| 5t. Anderson, Gary, 12/13/98, at Balt. | -   | -     | 2   | 6  | 20    |
| 5t. Asiata, Matt, 11/2/14, vs. Was.    | 3   | 1     | -   | -  | 20    |

### FIELD GOALS MADE

| Player, Game                           | Att. | Made | Pct.  | Long |
|--|------|------|-------|------|
| 1. Karlis, Rich, 11/5/89, vs. LA Rams  | 7    | 7    | 100.0 | 40   |
| 2t. Anderson, Gary, 12/13/98, at Balt. | 6    | 6    | 100.0 | 46   |
| 2t. Forbath, Kai, 10/22/17, vs. Balt.  | 6    | 6    | 100.0 | 46   |

### PUNTING AVERAGE (MIN. 4 PUNTS)

| Player, Game                         | No. | Net  | Long | In20 |
|--------------------------------------|-----|------|------|------|
| 1. Wile, Matt, 12/30/18, vs. Chi.    | 5   | 51.8 | 65   | 2    |
| 2. Berger, Mitch, 11/15/98, vs. Cin. | 4   | 48.3 | 66   | 2    |
| 3. Locke, Jeff, 11/24/16, at Det.    | 4   | 48.0 | 57   | 3    |
| 4. Kluwe, Chris, 10/9/11, vs. Ariz.  | 4   | 47.5 | 51   | 2    |

### INTERCEPTIONS

| Player, Game                              | No. | Yds | Avg. | Long | TD |
|---|-----|-----|------|------|----|
| 1t. Winston, Roy, 10/25/64, at SF         | 3   | 24  | 8.0  | 15   | 0  |
| 1t. Mackbee, Earsell, 10/26/69, vs. Det.  | 3   | 22  | 7.3  | 22   | 0  |
| 1t. Bryant, Bobby, 11/9/69, vs. Cle.      | 3   | 62  | 20.7 | 56   | 0  |
| 1t. Sharockman, Ed, 12/13/70, at BPA      | 3   | 28  | 9.3  | 6    | 0  |
| 1t. Bryant, Bobby, 12/8/73, at G.B.       | 3   | 86  | 28.7 | 46   | 1  |
| 1t. Turner, John, 10/12/80, vs. Chi.      | 3   | 3   | 3.0  | 10   | 0  |
| 1t. Teal, Willie, 11/28/82, vs. Chi.      | 3   | 13  | 4.3  | 13   | 0  |
| 1t. Scott, Todd, 9/27/92, at Cin.         | 3   | 15  | 5.0  | 11   | 0  |
| 1t. McMillian, Audray, 11/22/92, vs. Cle. | 3   | 73  | 24.3 | 35   | 0  |
| 1t. Glenn, Vencie, 12/27/92, vs. G.B.     | 3   | 55  | 18.3 | 39   | 0  |
| 1t. Del Rio, Jack, 12/5/93, at Det.       | 3   | 3   | 1.0  | 3    | 0  |
| 1t. Williams, Brian, 11/23/03, vs. Det.   | 3   | 71  | 23.7 | 42t  | 1  |
| 1t. Sharper, Darren, 11/13/05, at NYG     | 3   | 123 | 41.0 | 92t  | 1  |

### SACKS

| Player, Game                            | No. | Yds  |
|---|-----|------|
| 1. Holloway, Randy, 9/16/84, vs. Atl.   | 5.0 | 37   |
| 2. Allen, Jared, 10/5/09, vs. G.B.      | 4.5 | 19.5 |
| 3t. Doleman, Chris, 12/25/89, vs. Cin.  | 4.0 | 33.5 |
| 3t. Martin, Doug, 10/23/83, at G.B.     | 4.0 | 32   |
| 3t. Millard, Keith, 9/25/88, vs. Phi.   | 4.0 | 21   |
| 3t. Williams, Kevin, 10/12/08, vs. Det. | 4.0 | 28   |
| 8t. Allen, Jared, 1/1/12, vs. Chi.      | 3.5 | 19.5 |
| 8t. Randle, John, 9/22/96, vs. G.B.     | 3.5 | 21.5 |
| 8t. Robison, Brian, 10/21/12, vs. Ari.  | 3.5 | 18   |
| 8t. Hunter, Danielle, 11/4/18, vs. Det. | 3.5 | 14.5 |

### TACKLES (DEFENSE ONLY)

| Player, Game                           | Solo. | Asst. | Total |
|--|-------|-------|-------|
| 1. Studwell, Scott, 11/17/85, at Det.  | 16    | 8     | 24    |
| 2. Greenway, Chad, 11/20/11, vs. Oak.  | 12    | 10    | 22    |
| 3t. Studwell, Scott, 9/24/89, at Pit.  | 11    | 10    | 21    |
| 3t. McDaniel, Ed, 9/4/94, at G.B.      | 15    | 6     | 21    |
| 5t. Studwell, Scott, 10/2/83, vs. Dal. | 10    | 10    | 20    |
| 5t. Studwell, Scott, 12/8/84, at SF    | 16    | 4     | 20    |
| 5t. Blair, Matt, 11/13/83, vs. G.B.    | 9     | 11    | 20    |
| 5t. Browner, Joey, 10/27/85, at Chi.   | 15    | 5     | 20    |
| 9. Del Rio, Jack, 12/1/94, vs. Chi.    | 11    | 8     | 19    |
| 10t. Many tied w/ 18 total tackles     |       |       |       |

### SPECIAL TEAMS TACKLES

| Player, Game                           | Solo. | Asst. | Total |
|--|-------|-------|-------|
| 1. Farwell, Heath, 11/25/07, at NYG    | 7     | 0     | 7     |
| 2. Henderson, Wymon, 11/6/88, vs. Det. | 6     | 0     | 6     |

# VIKINGS LEADERS

## PUNT RETURNS (MIN. 3 RETURNS)

| Player, Game                         | No. | Yds | Avg. | Long | TD |
|--------------------------------------|-----|-----|------|------|----|
| 1. West, Charlie, 11/3/68, vs. Was.  | 3   | 107 | 35.6 | 98t  | 1  |
| 2. Sherels, Marcus, 10/21/13, at NYG | 4   | 119 | 29.8 | 86t  | 1  |
| 3. Moore, Mewelde, 11/13/05, at NYG  | 3   | 87  | 29.0 | 71   | 0  |

## KICKOFF RETURNS (MIN. 3 RETURNS)

| Player, Game                                 | No. | Yds | Avg. | Long | TD |
|--|-----|-----|------|------|----|
| 1. Patterson, Cordarrelle, 9/15/13, at Chi.  | 3   | 149 | 49.7 | 105t | 1  |
| 2. Allison, Aundrae, 12/2/07, vs. Det.       | 3   | 144 | 47.7 | 104t | 1  |
| 3. Patterson, Cordarrelle, 10/27/13 vs. G.B. | 5   | 228 | 45.6 | 109t | 1  |

## COMBINED YARDAGE

| Player, Game                           | Total | Rush | Rec. | Kick Ret. |
|--|-------|------|------|-----------|
| 1. Peterson, Adrian, 10/14/07, at Chi. | 361   | 224  | 9    | 128       |
| 2. Peterson, Adrian, 11/4/07, vs. S.D. | 315   | 296  | 19   | -         |
| 3. Nelson, Darrin, 11/13/83, vs. G.B.  | 278   | 119  | 137  | 22        |

## YEARLY LEADERS

### RUSHING

| Year | Player            | Att | Yds   | Avg | Lg  | TD | Rank (NFL/NFC) |
|------|-------------------|-----|-------|-----|-----|----|----------------|
| 1961 | McElhenny, Hugh   | 120 | 570   | 4.8 | 41  | 3  | 15             |
| 1962 | Mason, Tommy      | 167 | 740   | 4.4 | 71  | 2  | 10             |
| 1963 | Mason, Tommy      | 166 | 763   | 4.6 | 70t | 7  | 5              |
| 1964 | Brown, Bill       | 226 | 866   | 3.8 | 48  | 7  | 4              |
| 1965 | Brown, Bill       | 160 | 699   | 4.5 | 40  | 6  | 6              |
| 1966 | Brown, Bill       | 251 | 829   | 3.3 | 33t | 6  | 4              |
| 1967 | Osborn, Dave      | 215 | 972   | 4.5 | 73t | 2  | 2              |
| 1968 | Brown, Bill       | 222 | 805   | 3.6 | 32  | 11 | 8              |
| 1969 | Osborn, Dave      | 186 | 643   | 3.5 | 58t | 7  | 10             |
| 1970 | Osborn, Dave      | 207 | 681   | 3.2 | 16  | 5  | 13T/8          |
| 1971 | Jones, Clinton    | 180 | 675   | 3.7 | 73t | 4  | 20/10          |
| 1972 | Reed, Oscar       | 151 | 639   | 4.2 | 43  | 2  | 26/12          |
| 1973 | *Foreman, Chuck   | 182 | 801   | 4.4 | 50t | 4  | 18/9           |
| 1974 | Foreman, Chuck    | 199 | 777   | 3.9 | 32  | 9  | 11/4           |
| 1975 | Foreman, Chuck    | 280 | 1,070 | 3.8 | 31t | 13 | 5/2            |
| 1976 | Foreman, Chuck    | 278 | 1,155 | 4.1 | 46  | 13 | 6/4            |
| 1977 | Foreman, Chuck    | 270 | 1,112 | 4.1 | 51  | 6  | 6/3            |
| 1978 | Foreman, Chuck    | 237 | 749   | 3.2 | 21  | 5  | 22/8           |
| 1979 | Young, Rickey     | 188 | 708   | 2.8 | 23t | 3  | 22T/10T        |
| 1980 | Brown, Ted        | 219 | 912   | 4.2 | 55t | 8  | 10/7           |
| 1981 | Brown, Ted        | 274 | 1,063 | 3.9 | 34  | 6  | 15/9           |
| 1982 | Brown, Ted        | 120 | 515   | 4.3 | 30  | 1  | 19T/9T         |
| 1983 | Nelson, Darrin    | 154 | 642   | 4.2 | 56t | 1  | 31/16          |
| 1984 | *Anderson, Alfred | 201 | 773   | 3.8 | 23  | 2  | 20/12          |
| 1985 | Nelson, Darrin    | 200 | 893   | 4.5 | 37  | 5  | 19/11          |
| 1986 | Nelson, Darrin    | 191 | 793   | 4.2 | 42  | 4  | 16/10          |
| 1987 | Nelson, Darrin    | 131 | 642   | 4.9 | 72  | 2  | 16/8           |
| 1988 | Nelson, Darrin    | 112 | 380   | 3.4 | 27  | 1  | 53/23          |
| 1989 | Walker, Herschel  | 169 | 669   | 4.0 | 47  | 5  | 20/10          |
| 1990 | Walker, Herschel  | 184 | 770   | 4.2 | 58t | 5  | 19/9           |
| 1991 | Walker, Herschel  | 198 | 825   | 4.2 | 71t | 10 | 11/5           |
| 1992 | Allen, Terry      | 266 | 1,201 | 4.5 | 51  | 13 | 6/3            |
| 1993 | Graham, Scottie   | 118 | 488   | 4.1 | 31  | 3  | 34/16          |
| 1994 | Allen, Terry      | 255 | 1,031 | 4.0 | 45  | 8  | 8/4            |
| 1995 | Smith, Robert     | 139 | 632   | 4.5 | 58t | 5  | 30/15          |
| 1996 | Smith, Robert     | 162 | 692   | 4.3 | 57  | 3  | 24/10          |
| 1997 | Smith, Robert     | 232 | 1,266 | 5.5 | 78t | 6  | 7/3            |
| 1998 | Smith, Robert     | 249 | 1,187 | 4.8 | 74t | 6  | 11/5           |
| 1999 | Smith, Robert     | 221 | 1,015 | 4.6 | 70t | 2  | 14/7           |
| 2000 | Smith, Robert     | 295 | 1,521 | 5.2 | 72t | 7  | 2/1            |
| 2001 | *Bennett, Michael | 172 | 682   | 4.0 | 31t | 2  | 27/13          |
| 2002 | Bennett, Michael  | 255 | 1,296 | 5.1 | 85t | 5  | 11/3           |
| 2003 | Williams, Moe     | 174 | 745   | 4.3 | 61  | 5  | 27/14          |
| 2004 | Smith, Onterio    | 124 | 544   | 4.4 | 38  | 2  | 36/18          |
| 2005 | Moore, Mewelde    | 155 | 662   | 4.3 | 33  | 1  | 29/11          |
| 2006 | Taylor, Chester   | 303 | 1,216 | 4.0 | 95t | 6  | 9/5            |
| 2007 | *Peterson, Adrian | 238 | 1,341 | 5.6 | 73t | 12 | 2/1            |

|      |                  |     |       |     |     |    |       |
|------|------------------|-----|-------|-----|-----|----|-------|
| 2008 | Peterson, Adrian | 363 | 1,760 | 4.8 | 67t | 10 | 1/1   |
| 2009 | Peterson, Adrian | 314 | 1,383 | 4.4 | 64t | 18 | 5/2   |
| 2010 | Peterson, Adrian | 283 | 1,298 | 4.6 | 80t | 12 | 6/2   |
| 2011 | Peterson, Adrian | 208 | 970   | 4.7 | 54  | 12 | 18/8  |
| 2012 | Peterson, Adrian | 348 | 2,097 | 6.0 | 82t | 12 | 1/1   |
| 2013 | Peterson, Adrian | 279 | 1,266 | 4.5 | 78t | 10 | 5/4   |
| 2014 | Asiata, Matt     | 164 | 570   | 3.5 | 19  | 9  | 32/18 |
| 2015 | Peterson, Adrian | 327 | 1,485 | 4.5 | 80t | 11 | 1/1   |
| 2016 | McKinnon, Jerick | 159 | 539   | 3.4 | 36  | 2  | 33/15 |
| 2017 | Murray, Latavius | 216 | 842   | 3.9 | 46  | 8  | 20/8  |
| 2018 | Cook, Dalvin     | 133 | 615   | 4.6 | 70  | 2  | 32/16 |
| 2019 | Cook, Dalvin     | 250 | 1,135 | 4.5 | 75t | 13 | 10/4  |
| 2020 | Cook, Dalvin     | 312 | 1,557 | 5.0 | 70t | 16 | 2/1   |
| 2021 | Cook, Dalvin     | 249 | 1,159 | 4.7 | 66  | 6  | 5/1   |
| 2022 | Cook, Dalvin     | 264 | 1,173 | 4.4 | 81t | 8  | 6/3   |
| 2023 |                  |     |       |     |     |    |       |
|      | * Rookie         |     |       |     |     |    |       |

### PASSING

| Year | Player         | Att | Cmp | Pct  | Yds   | TD | Int | Rtg   | Rank (NFL/NFC) |
|------|----------------|-----|-----|------|-------|----|-----|-------|----------------|
| 1961 | *Tarkenton, F. | 280 | 157 | 56.1 | 1,997 | 18 | 17  | 74.7  | 8              |
| 1962 | Tarkenton, F.  | 329 | 163 | 49.5 | 2,595 | 22 | 25  | 66.9  | 12             |
| 1963 | Tarkenton, F.  | 297 | 170 | 57.2 | 2,311 | 15 | 15  | 78.0  | 6              |
| 1964 | Tarkenton, F.  | 306 | 171 | 55.9 | 2,506 | 22 | 11  | 91.8  | 2              |
| 1965 | Tarkenton, F.  | 329 | 171 | 52.0 | 2,609 | 19 | 11  | 83.8  | 6              |
| 1966 | Tarkenton, F.  | 358 | 192 | 53.6 | 2,561 | 17 | 16  | 73.8  | 6              |
| 1967 | *Kapp, J.      | 214 | 102 | 47.7 | 1,386 | 8  | 17  | 48.2  | 19             |
| 1968 | Kapp, J.       | 248 | 129 | 52.1 | 1,695 | 10 | 17  | 58.8  | 13             |
| 1969 | Kapp, J.       | 237 | 120 | 50.6 | 1,726 | 19 | 13  | 78.5  | 10             |
| 1970 | Cuozzo, G.     | 257 | 128 | 49.8 | 1,720 | 7  | 10  | 64.3  | 20/10          |
| 1971 | Cuozzo, G.     | 168 | 75  | 44.6 | 842   | 6  | 8   | 52.2  | 25T/14         |
| 1972 | Tarkenton, F.  | 378 | 215 | 56.9 | 2,651 | 18 | 13  | 80.2  | 3/3            |
| 1973 | Tarkenton, F.  | 274 | 169 | 61.7 | 2,113 | 15 | 7   | 93.2  | 2/2            |
| 1974 | Tarkenton, F.  | 351 | 199 | 56.7 | 2,598 | 17 | 12  | 82.1  | 7/4            |
| 1975 | Tarkenton, F.  | 425 | 273 | 64.2 | 2,994 | 25 | 13  | 91.8  | 2/1            |
| 1976 | Tarkenton, F.  | 412 | 255 | 61.8 | 2,961 | 17 | 8   | 89.3  | 6/3            |
| 1977 | Tarkenton, F.  | 258 | 155 | 60.1 | 1,734 | 9  | 14  | 69.2  | 9/3            |
| 1978 | Tarkenton, F.  | 572 | 345 | 60.3 | 3,468 | 25 | 32  | 68.9  | 12/4           |
| 1979 | Kramer, T.     | 566 | 315 | 55.7 | 3,397 | 23 | 24  | 69.3  | 17T/6T         |
| 1980 | Kramer, T.     | 522 | 299 | 57.3 | 3,582 | 19 | 23  | 72.2  | 19/9           |
| 1981 | Kramer, T.     | 593 | 322 | 54.3 | 3,912 | 26 | 24  | 72.6  | 18/10          |
| 1982 | Kramer, T.     | 308 | 176 | 57.1 | 2,037 | 15 | 12  | 77.3  | 13T/8          |
| 1983 | Dils, S.       | 444 | 239 | 53.8 | 2,840 | 11 | 16  | 66.8  | 22/11          |
| 1984 | Kramer, T.     | 236 | 124 | 52.5 | 1,678 | 9  | 10  | 70.6  | 23/12          |
| 1985 | Kramer, T.     | 506 | 277 | 54.7 | 3,522 | 19 | 26  | 67.8  | 21/11          |
| 1986 | Kramer, T.     | 372 | 208 | 55.9 | 3,000 | 24 | 10  | 92.6  | 1/1            |
| 1987 | Wilson, W.     | 264 | 140 | 53.0 | 2,106 | 14 | 13  | 76.7  | 16/8           |
| 1988 | Wilson, W.     | 332 | 204 | 61.4 | 2,746 | 15 | 9   | 91.5  | 3/1            |
| 1989 | Wilson, W.     | 342 | 184 | 53.8 | 2,467 | 9  | 12  | 71.1  | 21/9           |
| 1990 | Gannon, R.     | 349 | 182 | 52.1 | 2,278 | 16 | 16  | 68.9  | 23T/12         |
| 1991 | Gannon, R.     | 354 | 211 | 59.6 | 2,166 | 12 | 6   | 81.5  | 11/6           |
| 1992 | Gannon, R.     | 279 | 159 | 57.0 | 1,905 | 12 | 13  | 72.9  | 18/11          |
| 1993 | McMahon, J.    | 331 | 200 | 60.4 | 1,968 | 9  | 8   | 76.3  | 16/7           |
| 1994 | Moon, W.       | 601 | 371 | 61.7 | 4,264 | 18 | 19  | 79.9  | 13/7           |
| 1995 | Moon, W.       | 606 | 377 | 62.2 | 4,228 | 33 | 14  | 91.5  | 7/6            |
| 1996 | Johnson, B.    | 311 | 195 | 62.7 | 2,258 | 17 | 10  | 89.4  | 3/3            |
| 1997 | Johnson, B.    | 452 | 275 | 60.8 | 3,036 | 20 | 12  | 84.5  | 9/4            |
| 1998 | Cunningham, R. | 425 | 259 | 60.9 | 3,704 | 34 | 10  | 106.0 | 1/1            |
| 1999 | George, J.     | 329 | 191 | 58.1 | 2,816 | 23 | 12  | 94.2  | 3/3            |
| 2000 | Culpepper, D.  | 474 | 297 | 62.7 | 3,937 | 33 | 16  | 98.0  | 4/3            |
| 2001 | Culpepper, D.  | 366 | 235 | 64.2 | 2,612 | 1  | 13  | 83.3  | 11/6           |
| 2002 | Culpepper, D.  | 549 | 333 | 60.7 | 3,853 | 18 | 23  | 75.3  | 26/11          |
| 2003 | Culpepper, D.  | 454 | 295 | 65.0 | 3,479 | 25 | 11  | 96.4  | 3/1            |
| 2004 | Culpepper, D.  | 548 | 379 | 69.2 | 4,717 | 39 | 11  | 110.9 | 2/1            |
| 2005 | Johnson, B.    | 294 | 184 | 62.6 | 1,885 | 12 | 4   | 88.9  | 11/3           |
| 2006 | Johnson, B.    | 439 | 270 | 61.5 | 2,750 | 9  | 15  | 72.0  | 27/15          |
| 2007 | Jackson, T.    | 294 | 171 | 58.2 | 1,911 | 9  | 12  | 70.8  | 28/13          |
| 2008 | Frerotte, G.   | 301 | 178 | 59.1 | 2,157 | 12 | 15  | 73.7  | 28/14          |
| 2009 | Favre, B.      | 531 | 363 | 68.4 | 4,202 | 33 | 7   | 107.2 | 2/2            |
| 2010 | Favre, B.      | 358 | 217 | 60.6 | 2,509 | 11 | 19  | 69.9  | 29/14          |



# VIKINGS LEADERS

|      |                  |     |     |      |       |    |    |       |       |
|------|------------------|-----|-----|------|-------|----|----|-------|-------|
| 2011 | *Ponder, C.      | 291 | 158 | 54.3 | 1,853 | 13 | 13 | 70.1  | 31/16 |
| 2012 | Ponder, C.       | 483 | 300 | 62.1 | 2,935 | 18 | 12 | 81.2  | 21/12 |
| 2013 | Cassel, M.       | 254 | 153 | 60.2 | 1,807 | 11 | 9  | 81.6  | 25/16 |
| 2014 | *Bridgewater, T. | 402 | 259 | 64.4 | 2,919 | 14 | 12 | 85.2  | 22/12 |
| 2015 | Bridgewater, T.  | 447 | 292 | 65.3 | 3,231 | 14 | 9  | 88.7  | 22/11 |
| 2016 | Bradford, S.     | 552 | 395 | 71.6 | 3,877 | 20 | 5  | 99.3  | 6/5   |
| 2017 | Keenum, C.       | 481 | 325 | 67.6 | 3,547 | 22 | 7  | 98.3  | 7/5   |
| 2018 | Cousins, K.      | 606 | 425 | 70.1 | 4,298 | 30 | 10 | 99.7  | 10/7  |
| 2019 | Cousins, K.      | 444 | 307 | 69.1 | 3,603 | 26 | 6  | 107.4 | 4/2   |
| 2020 | Cousins, K.      | 516 | 349 | 67.6 | 4,265 | 35 | 13 | 105.0 | 8/4   |
| 2021 | Cousins, K.      | 561 | 372 | 66.3 | 4,221 | 33 | 7  | 103.1 | 4T/3T |
| 2022 | Cousins, K.      | 643 | 424 | 65.9 | 4,547 | 29 | 14 | 92.5  | 13/6  |

\* Rookie

## RECEIVING

| Year | Player            | No. | Yds.  | Avg. | Long | TD | Rank (NFL/NFC) |
|------|-------------------|-----|-------|------|------|----|----------------|
| 1961 | Reichow, Jerry    | 50  | 859   | 17.2 | 51t  | 11 | 12T            |
| 1962 | Reichow, Jerry    | 39  | 561   | 14.4 | 41   | 3  | 22T            |
| 1963 | Flatley, Paul     | 51  | 867   | 17.0 | 62   | 4  | 22T            |
| 1964 | Brown, Bill       | 48  | 703   | 14.6 | 64   | 9  | 11             |
| 1965 | Flatley, Paul     | 50  | 896   | 17.9 | 58   | 7  | 10T            |
| 1966 | Flatley, Paul     | 50  | 777   | 15.0 | 41   | 3  | 12T            |
| 1967 | Osborn, Dave      | 34  | 272   | 8.0  | 29   | 1  | 30T            |
| 1968 | Washington, Gene  | 46  | 756   | 16.3 | 61   | 6  | 9              |
| 1969 | Washington, Gene  | 39  | 821   | 21.1 | 83t  | 9  | 29             |
| 1970 | Washington, Gene  | 44  | 702   | 15.9 | 49t  | 4  | 16T/11T        |
| 1971 | Grim, Bob         | 45  | 691   | 15.3 | 55t  | 7  | 13T/7          |
| 1972 | Gilliam, John     | 47  | 1,035 | 22.0 | 66t  | 7  | 10T/5T         |
| 1973 | Gilliam, John     | 42  | 907   | 21.6 | 54t  | 8  | 19T/8T         |
| 1974 | Foreman, Chuck    | 53  | 586   | 11.1 | 66t  | 6  | 8/6            |
| 1975 | Foreman, Chuck    | 73  | 691   | 9.5  | 33   | 9  | 1/1            |
| 1976 | Foreman, Chuck    | 55  | 567   | 10.3 | 41t  | 1  | 5/2            |
| 1977 | Rashad, Ahmad     | 51  | 681   | 13.4 | 48t  | 2  | 5T/1           |
| 1978 | Young, Rickey     | 88  | 705   | 8.0  | 48   | 5  | 1/1            |
| 1979 | Rashad, Ahmad     | 80  | 1,156 | 14.5 | 52t  | 9  | 2/1            |
| 1980 | Rashad, Ahmad     | 69  | 1,095 | 15.9 | 76t  | 5  | 5/4            |
| 1981 | Brown, Ted        | 83  | 694   | 8.4  | 63   | 2  | 3/2            |
| 1982 | Brown, Ted        | 31  | 207   | 6.7  | 29   | 2  | 32T/17T        |
| 1983 | Nelson, Darrin    | 51  | 618   | 12.1 | 68   | 0  | 33T/18T        |
| 1984 | Lewis, Leo        | 47  | 830   | 17.7 | 56   | 4  | 44/23          |
| 1985 | Jordan, Steve     | 68  | 795   | 11.7 | 32   | 0  | 15/7           |
| 1986 | Jordan, Steve     | 58  | 859   | 14.8 | 68t  | 6  | 29T/12         |
| 1987 | Carter, Anthony   | 38  | 922   | 24.3 | 73t  | 7  | 48T/19T        |
| 1988 | Carter, Anthony   | 72  | 1,225 | 17.0 | 67t  | 6  | 9T/7T          |
| 1989 | Carter, Anthony   | 65  | 1,066 | 16.4 | 50   | 4  | 17/12          |
| 1990 | Carter, Anthony   | 72  | 1,008 | 14.4 | 56t  | 8  | 12/6           |
| 1991 | Carter, Cris      | 72  | 962   | 13.4 | 50   | 5  | 9T/4           |
| 1992 | Carter, Cris      | 53  | 681   | 12.8 | 44   | 6  | 33T/20         |
| 1993 | Carter, Cris      | 86  | 1,071 | 12.5 | 58   | 9  | 4T/4T          |
| 1994 | Carter, Cris      | 122 | 1,256 | 10.3 | 65t  | 7  | 1/1            |
| 1995 | Carter, Cris      | 122 | 1,371 | 11.2 | 60t  | 17 | 2T/2T          |
| 1996 | Carter, Cris      | 96  | 1,163 | 12.1 | 43t  | 10 | 5/4            |
| 1997 | Carter, Cris      | 89  | 1,069 | 12.0 | 43   | 13 | 4/3            |
| 1998 | Carter, Cris      | 78  | 1,011 | 13.0 | 54t  | 12 | 11T/5          |
| 1999 | Carter, Cris      | 90  | 1,241 | 13.8 | 68   | 13 | 5T/2           |
| 2000 | Carter, Cris      | 96  | 1,274 | 13.3 | 53   | 9  | 6/3            |
| 2001 | Moss, Randy       | 82  | 1,233 | 15.0 | 73t  | 10 | 16/7           |
| 2002 | Moss, Randy       | 106 | 1,347 | 12.7 | 60   | 7  | 3/1            |
| 2003 | Moss, Randy       | 111 | 1,632 | 14.7 | 72   | 17 | 2/2            |
| 2004 | Wiggins, Jermaine | 71  | 705   | 9.9  | 39   | 4  | 28/14          |
| 2005 | Wiggins, Jermaine | 69  | 568   | 8.2  | 24   | 1  | 29T/12T        |
| 2006 | Taylor, Travis    | 57  | 651   | 11.4 | 36   | 3  | 48T/26T        |
| 2007 | Wade, Bobby       | 54  | 647   | 12.0 | 40   | 3  | 52T/27T        |
| 2008 | Wade, Bobby       | 53  | 645   | 12.2 | 59t  | 2  | 56T/24T        |
| 2009 | Rice, Sidney      | 83  | 1,312 | 15.8 | 63   | 8  | 12T/6T         |
| 2010 | Harvin, Percy     | 71  | 868   | 12.2 | 53t  | 5  | 21T/12T        |
| 2011 | Harvin, Percy     | 87  | 967   | 11.1 | 52t  | 6  | 6/4            |
| 2012 | Harvin, Percy     | 62  | 677   | 10.9 | 45   | 3  | 42t/25         |
| 2013 | Jennings, Greg    | 68  | 804   | 11.8 | 70t  | 4  | 39/21          |
| 2014 | Jennings, Greg    | 59  | 742   | 12.6 | 38   | 6  | 58t/29t        |

|      |                    |     |       |      |     |    |         |
|------|--------------------|-----|-------|------|-----|----|---------|
| 2015 | *Diggs, Stefon     | 52  | 720   | 13.8 | 40t | 4  | 62t/30t |
| 2016 | Diggs, Stefon      | 84  | 903   | 10.8 | 46  | 3  | 16/8    |
| 2017 | Thielen, Adam      | 97  | 1,267 | 14.0 | 65t | 4  | 8/4     |
| 2018 | Thielen, Adam      | 113 | 1,373 | 12.2 | 68  | 9  | 4t/3t   |
| 2019 | Diggs, Stefon      | 63  | 1,130 | 17.9 | 66  | 6  | 44t/24t |
| 2020 | *Jefferson, Justin | 88  | 1,400 | 15.9 | 71t | 7  | 15t/10  |
| 2021 | Jefferson, Justin  | 108 | 1,616 | 15.0 | 56  | 10 | 4/3     |
| 2022 | Jefferson, Justin  | 128 | 1,809 | 14.1 | 64  | 8  | 1/1     |

\* Rookie

## PUNTING

| Year | Player           | No. | Avg. | Long | Blk. | Rank (NFL/NFC) |
|------|------------------|-----|------|------|------|----------------|
| 1961 | *Mercer, Mike    | 63  | 39.0 | 59   | 2    | 12             |
| 1962 | Mercer, Mike     | 19  | 43.5 | 77   | 0    | 12             |
| 1963 | Cox, Fred        | 70  | 38.7 | 57   | 0    | 15             |
| 1964 | Walden, Bobby    | 72  | 46.4 | 73   | 0    | 1              |
| 1965 | Walden, Bobby    | 51  | 42.1 | 61   | 0    | 8              |
| 1966 | Walden, Bobby    | 60  | 41.1 | 70   | 0    | 9              |
| 1967 | Walden, Bobby    | 75  | 41.6 | 76   | 0    | 6              |
| 1968 | Hill, King       | 35  | 41.0 | 53   | 0    | DNQ            |
| 1969 | Lee, Bob         | 67  | 40.0 | 56   | 0    | 10             |
| 1970 | McNeill, Tom     | 61  | 38.0 | 64   | 0    | 25/12          |
| 1971 | Lee, Bob         | 89  | 39.6 | 58   | 0    | 20/10          |
| 1972 | Eischeid, Mike   | 62  | 42.7 | 61   | 1    | 5T/2T          |
| 1973 | Eischeid, Mike   | 66  | 39.8 | 57   | 0    | 21/12          |
| 1974 | Eischeid, Mike   | 73  | 36.1 | 50   | 1    | 25/12          |
| 1975 | *Clabo, Neil     | 73  | 41.1 | 62   | 2    | 7/4            |
| 1976 | Clabo, Neil      | 69  | 38.8 | 55   | 0    | 19/8           |
| 1977 | Clabo, Neil      | 83  | 39.8 | 69   | 0    | 11/7           |
| 1978 | Coleman, Greg    | 51  | 39.0 | 59   | 1    | 14/7           |
| 1979 | Coleman, Greg    | 90  | 39.5 | 70   | 1    | 20/10          |
| 1980 | Coleman, Greg    | 81  | 38.8 | 67   | 0    | 24/13          |
| 1981 | Coleman, Greg    | 88  | 41.4 | 73   | 0    | 12/7           |
| 1982 | Coleman, Greg    | 58  | 41.1 | 67   | 0    | 13/9           |
| 1983 | Coleman, Greg    | 91  | 41.5 | 65   | 0    | 12T/4T         |
| 1984 | Coleman, Greg    | 82  | 42.4 | 62   | 0    | 7/2            |
| 1985 | Coleman, Greg    | 67  | 42.8 | 62   | 0    | 7/4            |
| 1986 | Coleman, Greg    | 67  | 41.4 | 69   | 0    | 11/7           |
| 1987 | Coleman, Greg    | 45  | 39.7 | 54   | 1    | 19/9           |
| 1988 | Scribner, Bucky  | 84  | 40.3 | 55   | 2    | 15T/8          |
| 1989 | Scribner, Bucky  | 72  | 39.8 | 55   | 0    | 19/9           |
| 1990 | Newsome, Harry   | 78  | 42.3 | 61   | 1    | 7T/5           |
| 1991 | Newsome, Harry   | 68  | 45.5 | 65   | 0    | 2/1            |
| 1992 | Newsome, Harry   | 72  | 45.0 | 84   | 1    | 2/1            |
| 1993 | Newsome, Harry   | 90  | 42.9 | 64   | 0    | 12T/6T         |
| 1994 | Saxon, Mike      | 77  | 42.9 | 67   | 0    | 7T/5           |
| 1995 | Saxon, Mike      | 72  | 40.9 | 60   | 0    | 23T/11T        |
| 1996 | Berger, Mitch    | 88  | 41.1 | 63   | 2    | 26/13          |
| 1997 | Berger, Mitch    | 73  | 42.9 | 65   | 0    | 13T/5T         |
| 1998 | Berger, Mitch    | 55  | 44.7 | 67   | 0    | 7T/3           |
| 1999 | Berger, Mitch    | 61  | 45.4 | 75   | 0    | 2/1            |
| 2000 | Berger, Mitch    | 62  | 44.7 | 60   | 0    | 4T/1           |
| 2001 | Berger, Mitch    | 47  | 43.5 | 67   | 0    | 7T/2T          |
| 2002 | Richardson, Kyle | 62  | 39.9 | 59   | 1    | 28T/14         |
| 2003 | *Johnson, Eddie  | 56  | 39.1 | 55   | 1    | 27/14          |
| 2004 | Bennett, Darren  | 57  | 39.3 | 61   | 0    | 29/15          |
| 2005 | *Kluwe, Chris    | 71  | 44.1 | 62   | 0    | 6/2            |
| 2006 | Kluwe, Chris     | 93  | 42.3 | 68   | 0    | 25/14          |
| 2007 | Kluwe, Chris     | 81  | 44.7 | 70   | 0    | 8/4            |
| 2008 | Kluwe, Chris     | 73  | 47.6 | 62   | 1    | 4/3            |
| 2009 | Kluwe, Chris     | 73  | 43.9 | 60   | 0    | 15/7           |
| 2010 | Kluwe, Chris     | 83  | 43.0 | 59   | 0    | 21/11          |
| 2011 | Kluwe, Chris     | 77  | 45.7 | 60   | 0    | 13/4           |
| 2012 | Kluwe, Chris     | 72  | 45.0 | 59   | 0    | 22/10          |
| 2013 | *Locke, Jeff     | 75  | 44.2 | 65   | 0    | 24/12          |
| 2014 | Locke, Jeff      | 75  | 44.2 | 62   | 1    | 23/10          |
| 2015 | Locke, Jeff      | 66  | 41.6 | 61   | 0    | 32/16          |
| 2016 | Locke, Jeff      | 74  | 42.6 | 72   | 0    | 29/14          |
| 2017 | Quigley, Ryan    | 71  | 42.2 | 56   | 0    | 32/16          |
| 2018 | Wile, Matt       | 72  | 45.2 | 70   | 1    | 15/10          |

# VIKINGS LEADERS

|      |                   |    |      |    |   |       |
|------|-------------------|----|------|----|---|-------|
| 2019 | Colquitt, Britton | 62 | 45.2 | 59 | 0 | 19/9  |
| 2020 | Colquitt, Britton | 54 | 45.1 | 59 | 2 | 22/11 |
| 2021 | Berry, Jordan     | 78 | 46.5 | 64 | 1 | 14/9  |
| 2022 | *Wright, Ryan     | 73 | 47.4 | 73 | 1 | 14/7  |

\* Rookie

## SCORING

| Year | Player              | TD | PAT | FG | Tot. | Rank (NFL/NFC) |
|------|---------------------|----|-----|----|------|----------------|
| 1961 | Reichow, Jerry      | 11 |     |    | 66   | 16T            |
| 1962 | Christopherson, Jim |    | 28  | 11 | 61   | 20             |
| 1963 | Cox, Fred           |    | 39  | 12 | 75   | 10             |
| 1964 | Cox, Fred           |    | 40  | 21 | 103  | 6              |
| 1965 | Cox, Fred           |    | 44  | 23 | 113  | 3              |
| 1966 | Cox, Fred           |    | 34  | 18 | 88   | 11             |
| 1967 | Cox, Fred           |    | 26  | 17 | 77   | 8              |
| 1968 | Cox, Fred           |    | 31  | 19 | 88   | 6              |
| 1969 | Cox, Fred           |    | 43  | 26 | 121  | 1              |
| 1970 | Cox, Fred           |    | 35  | 30 | 125  | 1/1            |
| 1971 | Cox, Fred           |    | 25  | 22 | 91   | 8T/4T          |
| 1972 | Cox, Fred           |    | 34  | 21 | 97   | 9T/5T          |
| 1973 | Cox, Fred           |    | 33  | 21 | 96   | 12/8           |
| 1974 | Foreman, Chuck      | 15 |     |    | 90   | 4T/3           |
| 1975 | Foreman, Chuck      | 22 |     |    | 132  | 2/1            |
| 1976 | Cox, Fred           |    | 32  | 19 | 89   | 5/3            |
| 1977 | Foreman, Chuck      | 9  |     |    | 54   | 24T/9T         |
|      | White, Sammy        | 9  |     |    | 54   | 24T/9T         |
| 1978 | Danmeier, Rick      |    | 36  | 12 | 72   | 19T/7T         |
| 1979 | Danmeier, Rick      |    | 28  | 13 | 67   | 30/12          |
| 1980 | Danmeier, Rick      |    | 33  | 16 | 81   | 16T/7T         |
| 1981 | Danmeier, Rick      |    | 34  | 21 | 97   | 15/8           |
| 1982 | Danmeier, Rick      |    | 23  | 8  | 49   | 26/15          |
| 1983 | Ricardo, Benny      |    | 33  | 25 | 108  | 13/9           |
| 1984 | Stenerud, Jan       |    | 30  | 20 | 90   | 24/12          |
| 1985 | Stenerud, Jan       |    | 41  | 15 | 86   | 25/14          |
| 1986 | Nelson, Chuck       |    | 44  | 22 | 110  | 4/3            |
| 1987 | Nelson, Chuck       |    | 36  | 13 | 75   | 20T/10         |
| 1988 | Nelson, Chuck       |    | 48  | 20 | 108  | 9T/4T          |
| 1989 | Karlis, Rich        |    | 27  | 31 | 120  | 3T/3T          |
| 1990 | Igwebuike, Donald   |    | 19  | 14 | 61   | 39/21          |
| 1991 | Reveiz, Fuad        |    | 34  | 17 | 85   | 21T/11T        |
| 1992 | Reveiz, Fuad        |    | 45  | 19 | 102  | 12/5           |
| 1993 | Reveiz, Fuad        |    | 27  | 26 | 105  | 14T/7          |
| 1994 | Reveiz, Fuad        |    | 30  | 34 | 132  | 2T/1T          |
| 1995 | Reveiz, Fuad        |    | 44  | 26 | 122  | 7T/4T          |
| 1996 | Sisson, Scott       |    | 30  | 22 | 96   | 21/9           |
| 1997 | Carter, Cris        | 13 | 3#  |    | 84   | 26T/11T        |
| 1998 | Anderson, Gary      |    | 59  | 35 | 164  | 1/1            |
| 1999 | Anderson, Gary      |    | 46  | 19 | 103  | 20/7           |
| 2000 | Anderson, Gary      |    | 45  | 22 | 111  | 11/6           |
| 2001 | Anderson, Gary      |    | 29  | 15 | 74   | 33T/15         |
| 2002 | Anderson, Gary      |    | 36  | 18 | 90   | 28T/14         |
| 2003 | Elling, Aaron       |    | 48  | 18 | 102  | 17T/8T         |
|      | Moss, Randy         | 17 |     |    | 102  | 17T/8T         |
| 2004 | Andersen, Morten    |    | 45  | 18 | 99   | 20T/7T         |
| 2005 | Edinger, Paul       |    | 31  | 25 | 706  | 19/7           |
| 2006 | Longwell, Ryan      |    | 27  | 21 | 90   | 31/14          |
| 2007 | Longwell, Ryan      |    | 39  | 20 | 99   | 24T/11T        |
| 2008 | Longwell, Ryan      |    | 40  | 29 | 127  | 7T/6T          |
| 2009 | Longwell, Ryan      |    | 54  | 26 | 132  | 3/2            |
| 2010 | Longwell, Ryan      |    | 30  | 17 | 81   | 28/15          |
| 2011 | Longwell, Ryan      |    | 38  | 22 | 104  | 23/13          |
| 2012 | *Walsh, Blair       |    | 36  | 35 | 141  | 4/3            |
| 2013 | Walsh, Blair        |    | 43  | 26 | 121  | 15/7           |
| 2014 | Walsh, Blair        |    | 29  | 26 | 107  | 20/10          |
| 2015 | Walsh, Blair        |    | 33  | 34 | 135  | 4/3            |
| 2016 | Forbath, Kai        |    | 11  | 15 | 56   | 48t/25t        |
| 2017 | Forbath, Kai        |    | 34  | 32 | 130  | 10t/5t         |
| 2018 | Bailey, Dan         |    | 30  | 21 | 93   | 23t/14t        |
| 2019 | Bailey, Dan         |    | 40  | 27 | 121  | 6/4            |
| 2020 | Cook, Dalvin        | 17 | 3#  |    | 108  | 18t/11t        |

|      |              |    |    |     |      |
|------|--------------|----|----|-----|------|
| 2021 | Joseph, Greg | 36 | 33 | 135 | 6T/3 |
| 2022 | Joseph, Greg | 40 | 26 | 118 |      |

\* Rookie

# 2 Pt. Conversions

## FIELD GOALS

| Year | Player              | Att. | Made | Pct.  | Long | Rank (NFL/NFC) |
|------|---------------------|------|------|-------|------|----------------|
| 1961 | *Mercer, Mike       | 21   | 9    | 42.9  | 34   | 11             |
| 1962 | Christopherson, Jim | 20   | 11   | 55.0  | 44   | 6T             |
| 1963 | Cox, Fred           | 24   | 12   | 50.0  | 46   | 7T             |
| 1964 | Cox, Fred           | 33   | 21   | 63.6  | 47   | 3              |
| 1965 | Cox, Fred           | 35   | 23   | 65.7  | 53   | 1              |
| 1966 | Cox, Fred           | 33   | 18   | 54.5  | 44   | 10             |
| 1967 | Cox, Fred           | 33   | 17   | 51.5  | 44   | 7              |
| 1968 | Cox, Fred           | 29   | 19   | 65.5  | 45   | 3              |
| 1969 | Cox, Fred           | 37   | 26   | 70.3  | 48   | 1              |
| 1970 | Cox, Fred           | 46   | 30   | 65.2  | 47   | 8/5            |
| 1971 | Cox, Fred           | 32   | 22   | 68.7  | 47   | 5/3            |
| 1972 | Cox, Fred           | 33   | 21   | 63.6  | 43   | 13T/4T         |
| 1973 | Cox, Fred           | 35   | 21   | 60.0  | 41   | 19T/9T         |
| 1974 | Cox, Fred           | 20   | 12   | 60.0  | 46   | 14T/7T         |
| 1975 | Cox, Fred           | 17   | 13   | 76.4  | 52   | 6/4            |
| 1976 | Cox, Fred           | 31   | 19   | 61.3  | 49   | 11/7           |
| 1977 | Cox, Fred           | 17   | 8    | 47.1  | 42   | 23/12          |
| 1978 | Danmeier, Rick      | 19   | 12   | 63.2  | 47   | 18/11          |
| 1979 | Danmeier, Rick      | 22   | 13   | 59.1  | 44   | 22/11          |
| 1980 | Danmeier, Rick      | 26   | 16   | 61.5  | 47   | 18T/9          |
| 1981 | Danmeier, Rick      | 25   | 21   | 84.0  | 45   | 2/2            |
| 1982 | Danmeier, Rick      | 14   | 8    | 57.1  | 43   | 24T/12T        |
| 1983 | Ricardo, Benny      | 33   | 25   | 75.8  | 47   | 14/7           |
| 1984 | Stenerud, Jan       | 23   | 20   | 87.0  | 54   | 1/1            |
| 1985 | Stenerud, Jan       | 26   | 15   | 57.7  | 49   | 25/12          |
| 1986 | Nelson, Chuck       | 28   | 22   | 78.6  | 53   | 4/2            |
| 1987 | Nelson, Chuck       | 24   | 13   | 54.2  | 51   | 27/13          |
| 1988 | Nelson, Chuck       | 25   | 20   | 80.0  | 49   | 6/2            |
| 1989 | Karlis, Rich        | 39   | 31   | 79.5  | 51   | 5/3            |
| 1990 | Igwebuike, Donald   | 16   | 14   | 87.5  | 48   | 4/1            |
| 1991 | Reveiz, Fuad        | 24   | 17   | 70.8  | 50   | 17/9           |
| 1992 | Reveiz, Fuad        | 25   | 19   | 76.0  | 52   | 12/6           |
| 1993 | Reveiz, Fuad        | 35   | 26   | 74.3  | 51   | 10T/6T         |
| 1994 | Reveiz, Fuad        | 39   | 34   | 87.2  | 51   | 3/1            |
| 1995 | Reveiz, Fuad        | 36   | 26   | 72.2  | 51   | 13T/6T         |
| 1996 | Sisson, Scott       | 29   | 22   | 75.9  | 44   | 18T/8T         |
| 1997 | Murray, Eddie       | 17   | 12   | 70.6  | 49   | 28T/14         |
| 1998 | Anderson, Gary      | 35   | 35   | 100.0 | 53   | 2/1            |
| 1999 | Anderson, Gary      | 30   | 19   | 63.3  | 44   | 23T/9T         |
| 2000 | Anderson, Gary      | 23   | 22   | 95.7  | 49   | 17T/9          |
| 2001 | Anderson, Gary      | 18   | 15   | 83.3  | 44   | 29/14          |
| 2002 | Anderson, Gary      | 23   | 18   | 78.3  | 53   | 23/12          |
| 2003 | Elling, Aaron       | 25   | 18   | 72.0  | 51   | 23T/12         |
| 2004 | Andersen, Morten    | 22   | 18   | 81.8  | 48   | 23T/11T        |
| 2005 | Edinger, Paul       | 34   | 25   | 73.5  | 56   | 12T/6T         |
| 2006 | Longwell, Ryan      | 25   | 21   | 84.0  | 49   | 22T/11         |
| 2007 | Longwell, Ryan      | 24   | 20   | 83.3  | 55   | 28/14          |
| 2008 | Longwell, Ryan      | 34   | 29   | 85.3  | 54   | 8T/5T          |
| 2009 | Longwell, Ryan      | 28   | 26   | 92.9  | 52   | 10T/4          |
| 2010 | Longwell, Ryan      | 18   | 17   | 94.4  | 48   | 26/15          |
| 2011 | Longwell, Ryan      | 28   | 22   | 78.6  | 53   | 25T/12T        |
| 2012 | *Walsh, Blair       | 38   | 35   | 92.1  | 56   | 1/1            |
| 2013 | Walsh, Blair        | 30   | 26   | 86.7  | 54   | 13T/6T         |
| 2014 | Walsh, Blair        | 35   | 26   | 74.3  | 55   | 15T/7          |
| 2015 | Walsh, Blair        | 39   | 34   | 87.2  | 54   | 1/1            |
| 2016 | Forbath, Kai        | 15   | 15   | 100.0 | 51   | 31/15          |
| 2017 | Forbath, Kai        | 38   | 32   | 84.2  | 53   | 9T/4T          |
| 2018 | Bailey, Dan         | 28   | 21   | 75.0  | 52   | 20/12          |
| 2019 | Bailey, Dan         | 29   | 27   | 93.1  | 50   | 8T/3T          |
| 2020 | Bailey, Dan         | 22   | 15   | 68.2  | 53   | 28/14          |
| 2021 | Joseph, Greg        | 38   | 33   | 86.8  | 55   | 5/1            |
| 2022 | Joseph, Greg        | 33   | 26   | 78.7  | 61   | 13T/7          |

\* Rookie

# VIKINGS LEADERS

## KICKOFF RETURNS

| Year | Player                  | No. | Yds.  | Avg. | Long | TD | Rank<br>(NFL/NFC) |
|------|-------------------------|-----|-------|------|------|----|-------------------|
| 1961 | *Mason, Tommy           | 25  | 603   | 24.1 | 42   | 0  | 15                |
| 1962 | Butler, Billy           | 26  | 588   | 22.6 | 45   | 0  | 17                |
| 1963 | Butler, Billy           | 33  | 713   | 21.6 | 35   | 0  | 17                |
| 1964 | Butler, Billy           | 26  | 597   | 23.0 | 34   | 0  | 17                |
| 1965 | *Rentzel, Lance         | 23  | 602   | 26.2 | 101t | 1  | 10                |
| 1966 | Fitzgerald, Mike        | 14  | 301   | 21.5 | 28   | 0  | 21                |
| 1967 | Jones, Clinton          | 25  | 597   | 23.8 | 96t  | 1  | 14                |
| 1968 | *West, Charlie          | 22  | 576   | 26.1 | 82   | 0  | 6                 |
| 1969 | Jones, Clinton          | 17  | 444   | 26.1 | 71   | 0  | 7                 |
| 1970 | Jones, Clinton          | 19  | 452   | 23.7 | 41   | 0  | 17/7              |
| 1971 | West, Charlie           | 24  | 556   | 23.0 | 36   | 0  | 19/13             |
| 1972 | Gilliam, John           | 14  | 369   | 26.3 | 47   | 0  | 8/6               |
| 1973 | McClanahan, Brent       | 16  | 410   | 25.6 | 45   | 0  | 14/5              |
| 1974 | McClanahan, Brent       | 23  | 549   | 23.9 | 52   | 0  | 20/10             |
| 1975 | McClanahan, Brent       | 17  | 360   | 21.2 | 42   | 0  | 30/15             |
| 1976 | *Willis, Leonard        | 24  | 552   | 23.0 | 57   | 0  | 19T/8             |
| 1977 | Moore, Manfred          | 24  | 523   | 21.8 | 48   | 0  | 25/15             |
| 1978 | *Miller, Kevin          | 40  | 856   | 21.4 | 38   | 0  | 24T/10T           |
| 1979 | Edwards, Jimmy          | 44  | 1,103 | 25.1 | 83   | 0  | 2/1               |
| 1980 | Payton, Eddie           | 53  | 1,184 | 22.3 | 59   | 0  | 14T/7             |
| 1981 | Payton, Eddie           | 39  | 898   | 23.0 | 99t  | 1  | 11/6              |
| 1982 | Redwine, Jarvis         | 12  | 286   | 23.8 | 76   | 0  | 5/3               |
| 1983 | Nelson, Darrin          | 18  | 445   | 24.7 | 50   | 0  | 3/1               |
| 1984 | Nelson, Darrin          | 39  | 891   | 22.8 | 47   | 0  | 6/3               |
| 1985 | *Rhymes, Buster         | 53  | 1,345 | 25.4 | 88   | 0  | 5/4               |
| 1986 | Bess, Rufus             | 31  | 705   | 22.7 | 43   | 0  | 9/4               |
| 1987 | Guggemos, Neal          | 36  | 808   | 22.4 | 42   | 0  | 7T/5T             |
| 1988 | *Harris, Darryl         | 39  | 833   | 21.4 | 30   | 0  | 12T/4T            |
| 1989 | Nelson, Darrin          | 14  | 307   | 21.9 | 32   | 0  | DNQ               |
| 1990 | Walker, Herschel        | 44  | 966   | 22.0 | 64   | 0  | 7/5               |
| 1991 | Nelson, Darrin          | 31  | 682   | 22.0 | 50   | 0  | 9/6               |
| 1992 | Nelson, Darrin          | 29  | 626   | 21.6 | 53   | 0  | 10T/7             |
| 1993 | *Ismail, Qadry          | 42  | 902   | 21.5 | 47   | 0  | 10/7              |
| 1994 | Ismail, Qadry           | 35  | 807   | 23.1 | 61   | 0  | 13/10             |
| 1995 | Ismail, Qadry           | 42  | 1,037 | 24.7 | 71   | 0  | 7T/2              |
| 1996 | Ismail, Qadry           | 28  | 527   | 18.8 | 32   | 0  | 38/19             |
| 1997 | Palmer, David           | 32  | 711   | 22.2 | 62   | 0  | 20/13             |
| 1998 | Palmer, David           | 50  | 1,176 | 23.5 | 88t  | 1  | 18/9              |
| 1999 | Tate, Robert            | 25  | 627   | 25.1 | 76t  | 1  | 4/3               |
| 2000 | *Walters, Troy          | 30  | 692   | 23.1 | 38   | 0  | 18/9              |
| 2001 | Jacquet, Nate           | 46  | 1,012 | 22.0 | 53   | 0  | 24T/13            |
| 2002 | Williams, Moe           | 24  | 516   | 21.5 | 51   | 0  | 32/20             |
| 2003 | *Smith, Onterio         | 27  | 588   | 21.8 | 46   | 0  | 24/13             |
| 2004 | Campbell, Kelly         | 35  | 760   | 21.7 | 55   | 0  | 26/14             |
| 2005 | Robinson, Koren         | 47  | 1,221 | 26.0 | 86t  | 1  | 5/1               |
| 2006 | Johnson, Bethel         | 45  | 1,054 | 23.4 | 65   | 0  | 21/10             |
| 2007 | *Allison, Aundrae       | 20  | 574   | 28.7 | 104t | 1  | 3/1               |
| 2008 | Hicks, Maurice          | 29  | 690   | 23.8 | 38   | 0  | 24/13             |
| 2009 | *Harvin, Percy          | 42  | 1,156 | 27.5 | 101t | 2  | 4/3T              |
| 2010 | Harvin, Percy           | 40  | 933   | 23.3 | 95t  | 1  | 21/9              |
| 2011 | Harvin, Percy           | 16  | 520   | 32.5 | 104t | 1  | DNQ               |
| 2012 | Harvin, Percy           | 16  | 574   | 35.9 | 105t | 1  | DNQ               |
| 2013 | *Patterson, Cordarrelle | 43  | 1,393 | 32.4 | 109t | 2  | 1/1               |
| 2014 | Patterson, Cordarrelle  | 34  | 871   | 25.6 | 51   | 0  | 6/2               |
| 2015 | Patterson, Cordarrelle  | 32  | 1,019 | 31.8 | 101t | 2  | 1/1               |
| 2016 | Patterson, Cordarrelle  | 25  | 792   | 31.7 | 104t | 1  | 1/1               |
| 2017 | McKinnon, Jerick        | 12  | 312   | 26.0 | 39   | 0  | DNQ               |
| 2018 | Abdullah, Ameer         | 10  | 258   | 25.8 | 33   | 0  | DNQ               |
| 2019 | Abdullah, Ameer         | 13  | 325   | 25.0 | 38   | 0  | DNQ               |
| 2020 | Abdullah, Ameer         | 15  | 352   | 23.5 | 33   | 0  | DNQ               |
| 2021 | *Nwangwu, Kene          | 18  | 579   | 32.2 | 99t  | 2  | DNQ               |
| 2022 | Nwangwu, Kene           | 35  | 920   | 26.3 | 97t  | 1  |                   |

\* Rookie

## PUNT RETURNS

| Year | Player           | No. | Yds. | Avg. | Long | TD | Rank<br>(NFL/NFC) |
|------|------------------|-----|------|------|------|----|-------------------|
| 1961 | *Mason, Tommy    | 14  | 146  | 10.4 | 23   | 0  | 5                 |
| 1962 | Butler, Billy    | 12  | 169  | 14.1 | 46   | 0  | DNQ               |
| 1963 | Butler, Billy    | 21  | 220  | 10.5 | 60t  | 1  | 4                 |
| 1964 | Butler, Billy    | 22  | 156  | 7.1  | 32   | 0  | 12                |
| 1965 | Mason, Tommy     | 9   | 63   | 7.0  | 17   | 0  | DNQ               |
| 1966 | Sharockman, Ed   | 9   | 95   | 10.5 | 76   | 0  | DNQ               |
| 1967 | Grim, Bob        | 25  | 101  | 4.0  | 81   | 0  | 12                |
| 1968 | *West, Charlie   | 20  | 201  | 10.0 | 98t  | 1  | 4                 |
| 1969 | West, Charlie    | 39  | 245  | 6.3  | 55   | 0  | 6                 |
| 1970 | West, Charlie    | 29  | 169  | 5.8  | 53   | 0  | 24/10             |
| 1971 | West, Charlie    | 18  | 94   | 5.2  | 16   | 0  | 22/9              |
| 1972 | Gilliam, John    | 16  | 110  | 6.8  | 23   | 0  | 13T/6T            |
| 1973 | Bryant, Bobby    | 25  | 140  | 5.6  | 16   | 0  | 26/12             |
| 1974 | Wallace, Jackie  | 25  | 191  | 7.6  | 30   | 0  | 30/15             |
| 1975 | Bryant, Bobby    | 19  | 125  | 6.6  | 16   | 0  | 25/15             |
| 1976 | *Willis, Leonard | 30  | 207  | 6.9  | 29   | 0  | 27T/13T           |
| 1977 | Moore, Manfred   | 47  | 277  | 5.9  | 28   | 0  | 33/15             |
| 1978 | *Miller, Kevin   | 48  | 239  | 5.0  | 47   | 0  | 30/15             |
| 1979 | Edwards, Jimmy   | 33  | 186  | 5.6  | 42   | 0  | 26/12             |
| 1980 | Payton, Eddie    | 34  | 251  | 7.4  | 19   | 0  | 25/13             |
| 1981 | Payton, Eddie    | 38  | 303  | 8.0  | 28   | 0  | 18/10             |
| 1982 | Payton, Eddie    | 22  | 179  | 8.1  | 35   | 0  | 13/6              |
| 1983 | Bess, Rufus      | 21  | 158  | 7.5  | 23   | 0  | 25/13             |
| 1984 | Nelson, Darrin   | 23  | 180  | 7.8  | 21   | 0  | 19/9              |
| 1985 | Nelson, Darrin   | 16  | 133  | 8.3  | 21   | 0  | DNQ               |
| 1986 | Bess, Rufus      | 23  | 162  | 7.0  | 15   | 0  | 20/10             |
| 1987 | Lewis, Leo       | 22  | 275  | 12.5 | 78t  | 1  | 5T/3T             |
| 1988 | Lewis, Leo       | 58  | 550  | 9.5  | 64   | 0  | 12/5              |
| 1989 | Lewis, Leo       | 44  | 446  | 10.1 | 65   | 0  | 8/7               |
| 1990 | Lewis, Leo       | 25  | 180  | 7.2  | 30   | 0  | 18T/12            |
| 1991 | Lewis, Leo       | 30  | 225  | 7.5  | 44   | 0  | 19/14             |
| 1992 | Parker, Anthony  | 33  | 336  | 10.2 | 42   | 0  | 9/4               |
| 1993 | *Guliford, Eric  | 29  | 212  | 7.3  | 50   | 0  | 21/10             |
| 1994 | *Palmer, David   | 30  | 193  | 6.4  | 20   | 0  | 24/11             |
| 1995 | Palmer, David    | 26  | 342  | 13.2 | 74t  | 1  | 1/1               |
| 1996 | Palmer, David    | 22  | 216  | 9.8  | 69t  | 1  | 12/6              |
| 1997 | Palmer, David    | 34  | 444  | 13.1 | 57   | 0  | 3/1               |
| 1998 | Palmer, David    | 28  | 289  | 10.3 | 53   | 0  | 14/8              |
| 1999 | Moss, Randy      | 17  | 162  | 9.5  | 64t  | 1  | DNQ               |
| 2000 | *Walters, Troy   | 15  | 217  | 14.5 | 63   | 0  | DNQ               |
| 2001 | Jacquet, Nate    | 29  | 219  | 7.6  | 23   | 0  | 22/12             |
| 2002 | *Davis, Nick     | 24  | 190  | 7.9  | 57   | 0  | 17/12             |
| 2003 | *Howry, Keenan   | 35  | 247  | 7.1  | 52   | 0  | 25/11             |
| 2004 | Burleson, Nate   | 25  | 214  | 8.6  | 91t  | 1  | 16/7              |
| 2005 | Moore, Mewelde   | 21  | 245  | 11.7 | 71t  | 1  | 3/2               |
| 2006 | Moore, Mewelde   | 36  | 365  | 10.1 | 71t  | 1  | 11/4              |
| 2007 | Moore, Mewelde   | 13  | 130  | 10.0 | 42   | 0  | DNQ               |
| 2008 | Berrian, Bernard | 7   | 114  | 16.3 | 82t  | 1  | DNQ               |
| 2009 | Reynaud, Darius  | 30  | 308  | 10.3 | 36   | 0  | 9T/4              |
| 2010 | Camarillo, Greg  | 39  | 359  | 9.2  | 52   | 0  | 16/9              |
| 2011 | Sherels, Marcus  | 33  | 277  | 8.4  | 53   | 0  | 23/10             |
| 2012 | Sherels, Marcus  | 32  | 287  | 9.0  | 77t  | 1  | 17/7              |
| 2013 | Sherels, Marcus  | 22  | 335  | 15.2 | 86t  | 1  | 2/1               |
| 2014 | Sherels, Marcus  | 27  | 297  | 11.0 | 35   | 0  | 6/3               |
| 2015 | Sherels, Marcus  | 34  | 311  | 9.1  | 65t  | 1  | 12/7              |
| 2016 | Sherels, Marcus  | 21  | 292  | 13.9 | 79t  | 2  | 2/1               |
| 2017 | Sherels, Marcus  | 39  | 372  | 9.5  | 46   | 0  | 7/4               |
| 2018 | Sherels, Marcus  | 23  | 276  | 12.0 | 70   | 0  | 6/2               |
| 2019 | Hughes, Mike     | 14  | 104  | 7.4  | 23   | 0  | DNQ               |
| 2020 | Beebe, Chad      | 9   | 42   | 4.7  | 13   | 0  | DNQ               |
| 2021 | Westbrook, Dede  | 22  | 183  | 8.3  | 45   | 0  | 10/5              |
| 2022 | Reagor, Jalen    | 26  | 167  | 6.4  | 25   | 0  | 5/4               |

\* Rookie

# VIKINGS LEADERS

## INTERCEPTIONS

| Year | Player            | No. | Yds. | Avg. | Long | TD | Rank<br>(NFL/NFC) |
|------|-------------------|-----|------|------|------|----|-------------------|
| 1961 | *Hawkins, Rip     | 5   | 70   | 14.0 | 34   | 0  | 16T               |
| 1962 | Sharockman, Ed    | 6   | 92   | 15.3 | 32   | 0  | 9T                |
| 1963 | Sharockman, Ed    | 5   | 93   | 18.6 | 47   | 1  | 14T               |
| 1964 | *Rose, George     | 6   | 48   | 8.0  | 32   | 1  | 5T                |
| 1965 | Sharockman, Ed    | 6   | 118  | 19.7 | 40   | 1  | 3T                |
| 1966 | Hackbart, Dale    | 5   | 73   | 14.6 | 41t  | 1  | 9T                |
| 1967 | Mackbee, Earsell  | 5   | 98   | 19.6 | 40   | 1  | 13T               |
| 1968 | Krause, Paul      | 7   | 82   | 11.7 | 29   | 0  | 7T                |
| 1969 | Bryant, Bobby     | 8   | 97   | 12.1 | 56   | 0  | 2T                |
| 1970 | Sharockman, Ed    | 7   | 132  | 18.8 | 43   | 1  | 5T/2T             |
| 1971 | West, Charlie     | 7   | 236  | 33.7 | 89   | 0  | 6T/3              |
| 1972 | Krause, Paul      | 6   | 109  | 18.1 | 35   | 2  | 7T/3T             |
| 1973 | Bryant, Bobby     | 7   | 105  | 15.0 | 46   | 1  | 3/1               |
| 1974 | Wright, Nate      | 6   | 91   | 15.2 | 44   | 0  | 9T/4T             |
| 1975 | Krause, Paul      | 10  | 201  | 20.1 | 81   | 0  | 2/1               |
| 1976 | Wright, Nate      | 7   | 47   | 6.6  | 21   | 0  | 6T/4T             |
| 1977 | Bryant, Bobby     | 4   | 44   | 11.0 | 41   | 0  | 29T/15T           |
| 1978 | Bryant, Bobby     | 7   | 69   | 9.9  | 23   | 0  | 29T/15T           |
| 1979 | Hannon, Tommy     | 4   | 85   | 21.3 | 52   | 0  | 32T/13T           |
|      | Wright, Nate      | 4   | 44   | 11.0 | 32   | 0  | 32T/13T           |
| 1980 | Turner, John      | 6   | 22   | 3.7  | 13   | 0  | 13T/4T            |
| 1981 | Hannon, Tommy     | 4   | 28   | 7.0  | 28   | 0  | 32T/20T           |
|      | Teal, Willie      | 4   | 23   | 5.8  | 15   | 0  | 32T/20T           |
| 1982 | Teal, Willie      | 4   | 15   | 3.8  | 13   | 0  | 9T/4T             |
| 1983 | Turner, John      | 6   | 37   | 6.7  | 22   | 0  | 15T/8T            |
|      | Swain, John       | 6   | 12   | 2.0  | 11   | 0  | 15T/8T            |
| 1984 | Bess, Rufus       | 3   | 7    | 2.4  | 7    | 0  | 53T/24T           |
| 1985 | Turner, John      | 5   | 62   | 12.4 | 25   | 0  | 21T/10T           |
| 1986 | Holt, Issiac      | 8   | 54   | 6.8  | 27   | 0  | 5T/4T             |
| 1987 | Browner, Joey     | 6   | 67   | 11.2 | 23   | 0  | 2T/2T             |
| 1988 | Lee, Carl         | 8   | 118  | 14.8 | 58t  | 2  | 2T/2T             |
| 1989 | Browner, Joey     | 5   | 70   | 14.0 | 34   | 0  | 16T/9T            |
| 1990 | Browner, Joey     | 7   | 103  | 14.7 | 31   | 1  | 3T/2T             |
| 1991 | Browner, Joey     | 5   | 97   | 19.4 | 45   | 0  | 8T/5T             |
| 1992 | McMillian, Audray | 8   | 157  | 19.6 | 61t  | 2  | 1T/1              |
| 1993 | Glenn, Vencie     | 5   | 49   | 9.8  | 23   | 0  | 14T/6T            |
| 1994 | Parker, Anthony   | 4   | 99   | 24.8 | 44t  | 2  | 21T/12T           |
|      | Glenn, Vencie     | 4   | 55   | 13.8 | 32   | 0  | 21T/12T           |
| 1995 | *Thomas, Orlando  | 9   | 108  | 12.0 | 45t  | 1  | 1/1               |
| 1996 | Thomas, Orlando   | 5   | 57   | 11.4 | 34   | 0  | 11T/6T            |
| 1997 | Washington, D.    | 4   | 71   | 17.8 | 27   | 0  | 23T/16T           |
| 1998 | Hitchcock, Jimmy  | 7   | 242  | 34.6 | 79t  | 3  | 5T/2T             |
| 1999 | Griffith, Robert  | 3   | 0    | 0.0  | 0    | 0  | 43/21             |
| 2000 | Wong, Kailee      | 2   | 28   | 14.0 | 14   | 0  | 65T/34T           |
|      | Tate, Robert      | 2   | 12   | 6.0  | 12   | 0  | 65T/34T           |
| 2001 | Griffith, Robert  | 2   | 25   | 12.5 | 14   | 0  | 72T/37T           |
|      | *Kelly, Eric      | 2   | -7   | -3.5 | 2    | 0  | 72T/37T           |
| 2002 | Biekert, Greg     | 4   | 26   | 6.5  | 20   | 0  | 22T/11T           |
| 2003 | Russell, Brian    | 9   | 185  | 20.6 | 56   | 0  | 1T/1T             |
| 2004 | Winfield, Antoine | 3   | 89   | 29.7 | 56   | 0  | 48T/23T           |
| 2005 | Sharper, Darren   | 9   | 276  | 30.7 | 92t  | 2  | 3/1               |
| 2006 | Smith, Dwight     | 4   | 81   | 20.3 | 47   | 0  | 18T/7T            |
|      | Winfield, Antoine | 4   | 33   | 8.3  | 26   | 1  | 18T/7T            |
|      | Sharper, Darren   | 4   | 10   | 2.5  | 10   | 0  | 18T/7T            |
| 2007 | Smith, Dwight     | 4   | 112  | 28.0 | 93t  | 1  | 23T/11T           |
|      | Sharper, Darren   | 4   | 61   | 15.3 | 41   | 1  | 23T/11T           |
| 2008 | Leber, Ben        | 2   | 29   | 14.5 | 28   | 0  | 31T/15T           |
|      | Sapp, Benny       | 2   | 13   | 6.5  | 14   | 0  | 31T/15T           |
|      | Winfield, Antoine | 2   | 5    | 2.5  | 4    | 0  | 31T/15T           |
|      | Williams, Madieu  | 2   | -1   | -0.5 | 0    | 0  | 31T/15T           |
| 2009 | Griffin, Cedric   | 4   | -2   | -0.5 | 0    | 0  | 23T/14T           |
| 2010 | Henderson, E.J.   | 3   | 10   | 3.3  | 10   | 0  | 31T/21T           |
|      | Abdullah, Husain  | 3   | 5    | 1.7  | 5    | 0  | 31T/21T           |
| 2011 | Sanford, Jamarca  | 2   | 69   | 34.5 | 52   | 0  | 62T/41T           |
| 2012 | *Smith, Harrison  | 3   | 87   | 29.0 | 56t  | 2  | 29T/17T           |
|      | Winfield, Antoine | 3   | 37   | 12.3 | 31   | 0  | 29T/17T           |
| 2013 | Greenway, Chad    | 3   | 23   | 7.7  | 23   | 0  | 32T/18T           |

|      |                   |   |     |      |      |   |         |
|------|-------------------|---|-----|------|------|---|---------|
| 2014 | Smith, Harrison   | 5 | 150 | 30.0 | 81t  | 1 | 3t/2t   |
| 2015 | Newman, Terence   | 3 | 7   | 1.3  | 4    | 0 | 24T/10T |
| 2016 | Rhodes, Xavier    | 5 | 133 | 26.6 | 100t | 1 | 5T/2T   |
| 2017 | Smith, Harrison   | 5 | 42  | 8.4  | 19   | 0 | 5T/2T   |
| 2018 | Smith, Harrison   | 3 | 66  | 22.0 | 52   | 0 | 18T/10T |
|      | Harris, Anthony   | 3 | 33  | 11.0 | 33   | 0 | 18T/10T |
| 2019 | Harris, Anthony   | 6 | 42  | 7.0  | 20t  | 1 | 1T/1    |
| 2020 | Smith, Harrison   | 5 | 33  | 6.6  | 16   | 0 | 4T/1T   |
| 2021 | Woods, Xavier     | 3 | 54  | 18.0 | 27   | 0 | 23T/11T |
|      | Barr, Anthony     | 3 | 11  | 3.7  | 8    | 0 | 23T/11T |
| 2022 | Smith, Harrison   | 5 | 58  | 11.6 | 35   | 0 | 5T/3T   |
|      | Peterson, Patrick | 5 | 92  | 18.4 | 39   | 0 | 5T/3T   |

\* Rookie

## TACKLES

Note: Press Box Stats Since 2020

| Year | Player             | Solo | Assist | Total |
|------|--------------------|------|--------|-------|
| 1961 | *Hawkins, Rip      | 100  | 26     | 126   |
| 1962 | Hawkins, Rip       | 74   | 16     | 90    |
| 1963 | Hawkins, Rip       | 94   | 20     | 114   |
| 1964 | Hawkins, Rip       | 61   | 38     | 99    |
| 1965 | Vargo, Larry       | 78   | 10     | 88    |
| 1966 | Warwick, Lonnie    | 66   | 26     | 92    |
| 1967 | Warwick, Lonnie    | 66   | 23     | 113   |
| 1968 | Page, Alan         | 90   | 30     | 96    |
| 1969 | Warwick, Lonnie    | 70   | 6      | 76    |
| 1970 | Warwick, Lonnie    | 60   | 11     | 71    |
| 1971 | Hilgenberg, Wally  | 87   | 23     | 110   |
| 1972 | Page, Alan         | 99   | 33     | 132   |
| 1973 | Siemon, Jeff       | 112  | 43     | 155   |
| 1974 | Siemon, Jeff       | 105  | 46     | 151   |
| 1975 | Page, Alan         | 82   | 40     | 122   |
| 1976 | Siemon, Jeff       | 120  | 41     | 161   |
| 1977 | McNeill, Fred      | 92   | 44     | 136   |
| 1978 | Siemon, Jeff       | 170  | 59     | 229   |
| 1979 | Blair, Matt        | 132  | 37     | 169   |
| 1980 | Studwell, Scott    | 151  | 54     | 205   |
| 1981 | Studwell, Scott    | 156  | 74     | 230   |
| 1982 | Studwell, Scott    | 85   | 37     | 122   |
| 1983 | Studwell, Scott    | 132  | 83     | 215   |
| 1984 | Studwell, Scott    | 142  | 71     | 213   |
| 1985 | Studwell, Scott    | 107  | 97     | 204   |
| 1986 | Browner, Joey      | 98   | 41     | 139   |
| 1987 | Solomon, Jesse     | 92   | 29     | 121   |
|      | Browner, Joey      | 87   | 34     | 121   |
| 1988 | Studwell, Scott    | 81   | 45     | 126   |
| 1989 | Studwell, Scott    | 101  | 71     | 172   |
| 1990 | Merriweather, Mike | 99   | 54     | 153   |
| 1991 | Merriweather, Mike | 101  | 88     | 189   |
| 1992 | Del Rio, Jack      | 110  | 39     | 149   |
| 1993 | Del Rio, Jack      | 108  | 61     | 169   |
| 1994 | Del Rio, Jack      | 118  | 67     | 185   |
| 1995 | McDaniel, Ed       | 96   | 40     | 136   |
| 1996 | Brady, Jeff        | 89   | 57     | 146   |
| 1997 | McDaniel, Ed       | 77   | 58     | 135   |
| 1998 | McDaniel, Ed       | 100  | 55     | 155   |
| 1999 | McDaniel, Ed       | 770  | 56     | 166   |
| 2000 | Wong, Kailee       | 94   | 40     | 134   |
| 2001 | Wong, Kailee       | 90   | 26     | 116   |
| 2002 | Biekert, Greg      | 72   | 75     | 147   |
| 2003 | Chavous, Corey     | 86   | 22     | 108   |
| 2004 | Henderson, E.J.    | 92   | 43     | 125   |
| 2005 | Cowart, Sam        | 70   | 34     | 104   |
| 2006 | Henderson, E.J.    | 95   | 47     | 142   |
| 2007 | Henderson, E.J.    | 117  | 38     | 155   |
| 2008 | Greenway, Chad     | 103  | 47     | 150   |
| 2009 | Greenway, Chad     | 88   | 39     | 127   |
| 2010 | Greenway, Chad     | 106  | 43     | 149   |
| 2011 | Greenway, Chad     | 104  | 70     | 174   |
| 2012 | Greenway, Chad     | 121  | 70     | 191   |
| 2013 | Greenway, Chad     | 113  | 54     | 167   |

# VIKINGS LEADERS

|      |                  |    |    |     |
|------|------------------|----|----|-----|
| 2014 | Smith, Harrison  | 82 | 38 | 120 |
| 2015 | *Kendricks, Eric | 80 | 25 | 105 |
| 2016 | Kendricks, Eric  | 86 | 40 | 126 |
| 2017 | Kendricks, Eric  | 87 | 49 | 136 |
| 2018 | Kendricks, Eric  | 77 | 43 | 120 |
| 2019 | Kendricks, Eric  | 88 | 42 | 130 |
| 2020 | Wilson, Eric     | 62 | 60 | 122 |
| 2021 | Kendricks, Eric  | 81 | 62 | 143 |
| 2022 | Kendricks, Eric  | 88 | 49 | 137 |

\* Rookie

## SACKS

| Year | Player           | Sacks |
|------|------------------|-------|
| 1961 | Marshall, Jim    | 6.0   |
| 1962 | Marshall, Jim    | 9.0   |
| 1963 | Hultz, Don       | 10.5  |
|      | Marshall, Jim    | 10.5  |
| 1964 | Marshall, Jim    | 11.5  |
| 1965 | Marshall, Jim    | 7.5   |
| 1966 | Marshall, Jim    | 7.0   |
| 1967 | *Page, Alan      | 8.5   |
| 1968 | Page, Alan       | 11.0  |
| 1969 | Eller, Carl      | 15.0  |
|      | Marshall, Jim    | 15.0  |
| 1970 | Eller, Carl      | 13.0  |
| 1971 | Page, Alan       | 9.0   |
| 1972 | Eller, Carl      | 7.0   |
| 1973 | Eller, Carl      | 11.0  |
| 1974 | Page, Alan       | 11.0  |
| 1975 | Page, Alan       | 13.0  |
| 1976 | Page, Alan       | 18.0  |
| 1977 | Eller, Carl      | 15.0  |
| 1978 | Mullaney, Mark   | 9.0   |
| 1979 | Mullaney, Mark   | 8.0   |
| 1980 | *Martin, Doug    | 5.0   |
|      | Mullaney, Mark   | 5.0   |
|      | Sutherland, Doug | 5.0   |
| 1981 | Blair, Matt      | 6.0   |
|      | Holloway, Randy  | 6.0   |
|      | Martin, Doug     | 6.0   |
| 1982 | Martin, Doug     | 10.5  |
| 1983 | Martin, Doug     | 12.0  |
| 1984 | Holloway, Randy  | 5.0   |
|      | Johnson, Charlie | 5.0   |
| 1985 | Millard, Keith   | 11.0  |
| 1986 | Millard, Keith   | 10.5  |
| 1987 | Doleman, Chris   | 11.0  |
| 1988 | Millard, Keith   | 8.0   |
|      | Doleman, Chris   | 8.0   |
| 1989 | Doleman, Chris   | 21.0  |
| 1990 | Doleman, Chris   | 11.0  |
| 1991 | Randle, John     | 9.5   |
| 1992 | Doleman, Chris   | 14.5  |
| 1993 | Doleman, Chris   | 12.5  |
|      | Randle, John     | 12.5  |
| 1994 | Randle, John     | 13.5  |
| 1995 | Randle, John     | 10.5  |
| 1996 | Randle, John     | 11.5  |
| 1997 | Randle, John     | 15.5  |
| 1998 | Randle, John     | 10.5  |
| 1999 | Randle, John     | 10.0  |
| 2000 | Randle, John     | 8.0   |
| 2001 | Hovan, Chris     | 6.0   |
| 2002 | Johnstone, Lance | 7.0   |
| 2003 | *Williams, Kevin | 10.5  |
| 2004 | Williams, Kevin  | 11.5  |
| 2005 | Johnstone, Lance | 7.5   |
| 2006 | Scott, Darrion   | 5.5   |
| 2007 | Edwards, Ray     | 5.0   |
|      | Leber, Ben       | 5.0   |
|      | Udeze, Kenechi   | 5.0   |

|      |                  |      |
|------|------------------|------|
| 2008 | Allen, Jared     | 14.5 |
| 2009 | Allen, Jared     | 14.5 |
| 2010 | Allen, Jared     | 11.0 |
| 2011 | Allen, Jared     | 22.0 |
| 2012 | Allen, Jared     | 12.0 |
| 2013 | Allen, Jared     | 11.5 |
| 2014 | Griffen, Everson | 12.0 |
| 2015 | Griffen, Everson | 10.5 |
| 2016 | Hunter, Danielle | 12.5 |
| 2017 | Griffen, Everson | 13.0 |
| 2018 | Hunter, Danielle | 14.5 |
| 2019 | Hunter, Danielle | 14.5 |
| 2020 | Ngakoue, Yannick | 5.0  |
| 2021 | Wonnum, D.J.     | 8.0  |
| 2022 | Hunter, Danielle | 10.5 |

\* Rookie

## SPECIAL TEAM TACKLES

Note: Press Box Stats Since 2020

| Year | Player             | Tackles |
|------|--------------------|---------|
| 1961 | *Morris, Jack      | 18      |
| 1962 | Sumner, Charlie    | 12      |
| 1963 | Dillon, Terry      | 29      |
| 1964 | Sharockman, Ed     | 12      |
| 1965 | Barnes, Bill       | 13      |
| 1966 | Hackbart, Dale     | 13      |
| 1967 | Kirby, John        | 16      |
| 1968 | Denny, Earl        | 21      |
| 1969 | Mike Reilly        | 16      |
| 1970 | Hackbart, Dale     | 14      |
| 1971 | Gersbach, Carl     | 25      |
| 1972 | West, Charlie      | 20      |
| 1973 | Martin, Amos       | 19      |
| 1974 | Martin, Amos       | 23      |
| 1975 | McNeill, Fred      | 18      |
| 1976 | Blair, Matt        | 18      |
| 1977 | Allen, Nate        | 35      |
| 1978 | Allen, Nate        | 20      |
| 1979 | *Nord, Keith       | 21      |
| 1980 | Nord, Keith        | 26      |
| 1981 | Nord, Keith        | 17      |
| 1982 | Nord, Keith        | 23      |
| 1983 | *Browner, Joey     | 38      |
| 1984 | Ashley, Walker Lee | 28      |
| 1985 | Lee, Carl          | 23      |
| 1986 | Ashley, Walker Lee | 25      |
| 1987 | Ashley, Walker Lee | 21      |
| 1988 | Henderson, Wyman   | 23      |
| 1989 | Dusbabek, Mark     | 23      |
| 1990 | McMillian, Audray  | 20      |
| 1991 | Eilers, Pat        | 22      |
| 1992 | Reed, Jake         | 21      |
| 1993 | Manusky, Greg      | 26      |
| 1994 | Abrams, Bobby      | 28      |
| 1995 | Griffith, Robert   | 29      |
| 1996 | Walsh, Chris       | 16      |
| 1997 | Morrow, Harold     | 32      |
| 1998 | *Mays, Kivusama    | 20      |
| 1999 | Morrow, Harold     | 26      |
| 2000 | Nelson, Jim        | 29      |
| 2001 | Morrow, Harold     | 17      |
| 2002 | *Brewer, Jack      | 26      |
| 2003 | *Henderson, E.J.   | 27      |
| 2004 | Winfield, Antoine  | 18      |
| 2005 | Owens, Richard     | 22      |
| 2006 | Farwell, Heath     | 25      |
| 2007 | Farwell, Heath     | 32      |
| 2008 | Abdullah, Husain   | 24      |
| 2009 | Onatolu, Kenny     | 24      |
| 2010 | Farwell, Heath     | 19      |
| 2011 | Frampton, Eric     | 22      |

# VIKINGS LEADERS

|      |                  |    |          |
|------|------------------|----|----------|
| 2012 | McKenzie, Tyrone | 20 | * Rookie |
| 2013 | Blanton, Robert  | 19 |          |
| 2014 | Sendejo, Andrew  | 13 |          |
| 2015 | *Waynes, Tre     | 16 |          |
| 2016 | Cole, Audie      | 13 |          |
| 2017 | *Gedeon, Ben     | 16 |          |
| 2018 | Kearse, Jayron   | 18 |          |
| 2019 | *Boyd, Kris      | 11 |          |
| 2020 | *Metellus, Josh  | 7  |          |
| 2021 | Dye, Troy        | 10 |          |
| 2022 | Metellus, Josh   | 11 |          |

# VIKINGS INDIVIDUAL RECORDS

## COACHES

### GAMES

|     |                        |
|-----|------------------------|
| 259 | Bud Grant, 1967-83, 85 |
| 159 | Dennis Green, 1992-01  |
| 129 | Mike Zimmer, 2014-21   |
| 95  | Jerry Burns, 1986-91   |

### WINS

|     |                         |
|-----|-------------------------|
| 158 | Bud Grant, 1967-83, '85 |
| 97  | Dennis Green, 1992-01   |
| 72  | Mike Zimmer, 2014-21    |
| 52  | Jerry Burns, 1986-91    |

### CONSECUTIVE WINS

|    |                       |
|----|-----------------------|
| 13 | Bud Grant, 1974-75    |
| 12 | Bud Grant, 1969       |
| 10 | Dennis Green, 1999-00 |
| 9  | Bud Grant, 1973       |
|    | Dennis Green, 1998-99 |
|    | Mike Tice, 2002-03    |

### LOSSES

|    |                        |
|----|------------------------|
| 96 | Bud Grant, 1967-83, 85 |
| 62 | Dennis Green, 1992-01  |
| 56 | Mike Zimmer, 2014-21   |

### CONSECUTIVE LOSSES

|   |                            |
|---|----------------------------|
| 7 | Norm Van Brocklin, 1961    |
|   | Norm Van Brocklin, 1961-62 |
| 6 | Les Steckel, 1984          |
|   | Leslie Frazier, 2011       |

### WINNING PERCENTAGE

|      |                                   |
|------|-----------------------------------|
| 62.0 | Bud Grant, 1967-83, 85 (158-96-5) |
| 61.0 | Dennis Green, 1992-01 (97-62)     |
| 56.2 | Mike Zimmer, 2014- (72-56-1)      |
| 54.7 | Jerry Burns, 1986-91 (52-43)      |

### SEASONS

|    |                            |
|----|----------------------------|
| 18 | Bud Grant, 1967-83, 85     |
| 10 | Dennis Green, 1992-01      |
| 8  | Mike Zimmer, 2014-21       |
| 6  | Norm Van Brocklin, 1961-66 |
| 6  | Jerry Burns, 1986-91       |

### CONSECUTIVE WINNING SEASONS

|   |                       |
|---|-----------------------|
| 6 | Bud Grant, 1973-78    |
| 5 | Dennis Green, 1996-00 |
| 4 | Bud Grant, 1968-71    |
|   | Jerry Burns, 1986-89  |

### DIVISION TITLES

|    |                                    |
|----|------------------------------------|
| 11 | Bud Grant, 1968-71, '73-78, '80    |
| 4  | Dennis Green, 1992, '94, '98, 2000 |
| 2  | Mike Zimmer, 2015, '17             |
|    | Brad Childress, 2008-09            |
| 1  | Jerry Burns, 1989                  |
|    | <b>Kevin O'Connell, 2022</b>       |

### CONSECUTIVE DIVISION TITLES

|   |                         |
|---|-------------------------|
| 6 | Bud Grant, 1973-78      |
| 4 | Bud Grant, 1968-71      |
| 2 | Brad Childress, 2008-09 |

## SERVICE

### MOST SEASONS

|    |                          |
|----|--------------------------|
| 19 | Jim Marshall, 1961-79    |
| 17 | Mick Tingelhoff, 1962-78 |
| 15 | Carl Eller, 1964-78      |

Ron Yary, 1968-82  
Roy Winston, 1962-76  
Fred Cox, 1963-77

### MOST GAMES PLAYED

|     |                          |
|-----|--------------------------|
| 270 | Jim Marshall, 1961-79    |
| 240 | Mick Tingelhoff, 1962-78 |
| 210 | Fred Cox, 1963-77        |
| 209 | Carl Eller, 1964-78      |
| 202 | Scott Studwell, 1977-90  |

### MOST CONSECUTIVE GAMES PLAYED

|     |                          |
|-----|--------------------------|
| 270 | Jim Marshall, 1961-79    |
| 240 | Mick Tingelhoff, 1962-78 |
| 210 | Fred Cox, 1963-77        |

### MOST GAMES STARTED

|     |                          |
|-----|--------------------------|
| 270 | Jim Marshall, 1961-79    |
| 240 | Mick Tingelhoff, 1962-78 |
| 201 | Carl Eller, 1964-78      |

### GAMES STARTED BY ROOKIES

(1961-77: 14 GAMES, '78-2020: 16 GAMES, '21-: 17 GAMES)

| Player(Pos)                  | Year        | Acquired        | Starts    |
|------------------------------|-------------|-----------------|-----------|
| <b>Ed Ingram (G)</b>         | <b>2022</b> | <b>D2 (59)</b>  | <b>17</b> |
| Gary Zimmerman (T)           | 1986        | FA (USFL)       | 16        |
| Todd Steussie (T)            | 1994        | D1a (19)        | 16        |
| Dewayne Washington (CB)      | 1994        | D1a (18)        | 16        |
| Kevin Williams (DT)          | 2003        | D1 (9)          | 16        |
| Matt Kalil (T)               | 2012        | D1a (4)         | 16        |
| <b>Harrison Smith (S)</b>    | <b>2012</b> | <b>D1b (29)</b> | <b>16</b> |
| T.J. Clemmings (T)           | 2015        | D4 (110)        | 16        |
| <b>Garrett Bradbury (C)</b>  | <b>2019</b> | <b>D1 (18)</b>  | <b>16</b> |
| Anthony Carter (WR)          | 1985        | FA (USFL)       | 15        |
| Randall McDaniel (G)         | 1988        | D1 (19)         | 15        |
| Korey Stringer (T)           | 1995        | D1b (24)        | 15        |
| Kenechi Udeze (DE)           | 2004        | D1 (20)         | 15        |
| Phil Loadholt (T)            | 2009        | D2 (54)         | 15        |
| Jeff Gladney (CB)            | 2020        | D1b (31)        | 15        |
| Rip Hawkins (LB)             | 1961        | D2 (15)         | 14        |
| Chuck Lamson (S)             | 1962        | D4 (43)         | 14        |
| Mick Tingelhoff (C)          | 1962        | FA              | 14        |
| Lee Calland (CB)             | 1963        | FA              | 14        |
| Paul Flatley (WR)            | 1963        | D4 (44)         | 14        |
| Carl Eller (DE)              | 1964        | D1 (6)          | 14        |
| Sammy White (WR)             | 1976        | D2 (54)         | 14        |
| Alfred Anderson (RB)         | 1984        | D3 (67)         | 14        |
| Tim Newton (DT)              | 1985        | D6 (164)        | 14        |
| Pat Elflein (C)              | 2017        | D3 (70)         | 14        |
| <b>Justin Jefferson (WR)</b> | <b>2020</b> | <b>D1a (22)</b> | <b>14</b> |

### MOST CONSECUTIVE GAMES STARTED

|     |                          |
|-----|--------------------------|
| 270 | Jim Marshall, 1961-79    |
| 240 | Mick Tingelhoff, 1962-78 |
| 181 | Tim Irwin, 1982-93       |

### ALL-TIME GAMES PLAYED/STARTED

| Player           | Pos. | Years           | Reg. Season GP/GS |
|------------------|------|-----------------|-------------------|
| Jim Marshall     | DE   | 1961-79         | 270/270           |
| Mick Tingelhoff  | C    | 1962-78         | 240/240           |
| Fred Cox         | K    | 1963-77         | 210/0             |
| Carl Eller       | DE   | 1964-78         | 209/201           |
| Scott Studwell   | LB   | 1977-90         | 202/160           |
| Ron Yary         | T    | 1968-81         | 199/180           |
| Grady Alderman   | T    | 1961-74         | 194/178           |
| Randall McDaniel | G    | 1988-99         | 190/188           |
| Roy Winston      | LB   | 1962-76         | 190/160           |
| Tim Irwin        | T    | 1981-93         | 188/181           |
| Cris Carter      | WR   | 1990-01         | 188/177           |
| Jim Kleinsasser  | TE   | 1999-11         | 181/130           |
| Bill Brown       | RB   | 1962-74         | 180/111           |
| Steve Jordan     | TE   | 1982-94         | 178/149           |
| Fran Tarkenton   | QB   | 1961-66, '72-78 | 177/171           |

|                       |           |                   |                |
|-----------------------|-----------|-------------------|----------------|
| John Randle           | DT        | 1990-00           | 176/150        |
| Brian Robison         | DE        | 2007-17           | 173/103        |
| Kevin Williams        | DT        | 2003-13           | 171/171        |
| Paul Krause           | S         | 1968-79           | 171/150        |
| Cullen Loeffler       | LS        | 2004-14           | 171/0          |
| Carl Lee              | CB        | 1983-93           | 169/144        |
| <b>Harrison Smith</b> | <b>S</b>  | <b>2012-</b>      | <b>168/167</b> |
| Alan Page             | DT        | 1967-78           | 160/157        |
| Matt Blair            | LB        | 1974-85           | 160/130        |
| Bobby Bryant          | CB        | 1968-80           | 160/128        |
| Fred McNeill          | LB        | 1974-85           | 157/121        |
| Wally Hilgenberg      | LB        | 1968-79           | 157/116        |
| Jeff Siemon           | LB        | 1972-82           | 156/149        |
| Chad Greenway         | LB        | 2007-16           | 156/144        |
| Everson Griffen       | DE        | 2010-19, '21      | 156/94         |
| Chris Doleman         | DE        | 1985-93, '99      | 154/142        |
| David Dixon           | G         | 1994-04           | 152/134        |
| Mark Mullaney         | DE        | 1975-87           | 151/97         |
| Matt Birk             | C         | 1998-08           | 146/123        |
| Milt Sunde            | G         | 1964-74           | 146/113        |
| Mike Morris           | LS        | 1991-99           | 144/0          |
| Ed Sharockman         | CB        | 1961-72           | 141/126        |
| Leo Lewis             | WR        | 1981-91           | 140/50         |
| Kyle Rudolph          | TE        | 2011-20           | 140/132        |
| Dennis Swilley        | C         | 1977-83, '85-87   | 139/101        |
| Steve Riley           | T         | 1974-84           | 138/128        |
| Joey Browner          | S         | 1983-91           | 138/115        |
| Greg Coleman          | P         | 1978-87           | 138/0          |
| Doug Sutherland       | DT        | 1971-80           | 136/90         |
| Adam Thielen          | WR        | 2014-22           | 135/101        |
| Gary Larsen           | DT        | 1965-74           | 135/115        |
| Dave Osborn           | RB        | 1965-75           | 135/69         |
| Jake Reed             | WR        | 1991-99, '01      | 134/83         |
| Chris Walsh           | WR        | 1994-02           | 134/4          |
| Anthony Carter        | WR        | 1985-93           | 133/126        |
| Bryant McKinnie       | T         | 2002-10           | 132/131        |
| Karl Kassulke         | S         | 1963-72           | 131/117        |
| Stu Voigt             | TE        | 1970-80           | 131/80         |
| Darrin Nelson         | RB        | 1982-89, '91-92   | 129/67         |
| Paul Dickson          | DT        | 1961-70           | 128/83         |
| David Huffman         | OL        | 1979-83, '85-90   | 128/22         |
| Sammy White           | WR        | 1976-86           | 127/117        |
| Tommy Kramer          | QB        | 1977-89           | 127/110        |
| Chris Kluwe           | P         | 2005-12           | 127/0          |
| Doug Martin           | DE        | 1980-89           | 126/94         |
| Nate Wright           | CB        | 1971-80           | 126/89         |
| Ed McDaniel           | LB        | 1992-01           | 125/110        |
| E.J. Henderson        | LB        | 2003-11           | 125/105        |
| Marcus Sherels        | CB        | 2010-19           | 123/6          |
| Adrian Peterson       | RB        | 2007-16           | 123/116        |
| Ed White              | G         | 1969-77           | 122/95         |
| Antoine Winfield      | CB        | 2004-12           | 119/115        |
| Wes Hamilton          | G         | 1976-85           | 119/93         |
| Robert Griffith       | S         | 1994-01           | 119/88         |
| Henry Thomas          | DT        | 1987-94           | 118/117        |
| Tommy Hannon          | S         | 1977-84           | 117/103        |
| Moe Williams          | RB        | 1996-00, '02-05   | 117/10         |
| Eric Kendricks        | LB        | 2015-22           | 117/113        |
| James White           | DT        | 1976-83           | 116/77         |
| Kirk Lowdermilk       | C         | 1985-92           | 114/86         |
| Randy Moss            | WR        | 1998-04, '10      | 113/108        |
| Todd Steussie         | T         | 1994-00           | 111/111        |
| Jim Hough             | G         | 1978-86           | 111/78         |
| John Sullivan         | C         | 2008-15           | 109/93         |
| Gary Zimmerman        | T         | 1986-92           | 108/108        |
| Alfred Anderson       | RB        | 1984-91           | 108/71         |
| Joe Berger            | C/G       | 2011-17           | 107/64         |
| Xavier Rhodes         | CB        | 2013-19           | 104/97         |
| Everett Lindsay       | OL        | 1993-98, '01-03   | 104/31         |
| Ted Brown             | RB        | 1979-86           | 104/75         |
| <b>C.J. Ham</b>       | <b>FB</b> | <b>2016-</b>      | <b>105/36</b>  |
| Randy Holloway        | DE        | 1978-84           | 103/31         |
| John Turner           | DB        | 1978-83, '85, '87 | 101/70         |
| Jeff Christy          | C         | 1993-99           | 101/92         |
| Hassan Jones          | WR        | 1986-92           | 100/55         |

# VIKINGS INDIVIDUAL RECORDS

## SCORING

### MOST SEASONS LEADING TEAM

|    |  |
|----|--|
| 12 | Fred Cox, 1963-73, 1976  |
| 6  | Ryan Longwell, 2006-11   |
| 5  | Rick Danmeier, 1978-82<br>Fuad Reveiz, 1991-95<br>Gary Anderson, 1998-02 |

### MOST CONSECUTIVE SEASONS LEADING TEAM

|    |  |
|----|--|
| 11 | Fred Cox, 1963-73  |
| 6  | Ryan Longwell, 2006-11   |
| 5  | Rick Danmeier, 1978-82<br>Fuad Reveiz, 1991-95<br>Gary Anderson, 1998-02 |

## POINTS

### CAREER

|       |   |
|-------|---|
| 1,365 | Fred Cox, 1963-77 (519-pat, 282-fg)       |
| 670   | Cris Carter, 1990-01 (110-td, 5-2 pt)     |
| 633   | Ryan Longwell, 2006-11 (228-pat, 135-fg)  |
| 614   | Adrian Peterson, 2007-16 (102-td, 1-2 pt) |
| 598   | Fuad Reveiz, 1991-95 (199-pat, 133-fg)    |

### SEASON

|     |   |
|-----|---|
| 164 | Gary Anderson, 1998 (59-pat, 35-fg)   |
| 141 | Blair Walsh, 2012 (36-pat, 35-fg)   |
| 135 | Blair Walsh, 2015 (33-pat, 34-fg)   |
| 132 | Ryan Longwell, 2009 (54-pat, 26-fg)<br>Fuad Reveiz, 1994 (30-pat, 34-fg)<br>Chuck Foreman, 1975 (22-td) |

### MOST SEASONS, 100 OR MORE POINTS

|   |  |
|---|--|
| 4 | Fred Cox, 1964-65, 1969-70<br>Fuad Reveiz, 1992-95<br>Blair Walsh, 2012-15 |
| 3 | Gary Anderson, 1998-2000<br>Ryan Longwell, 2008-09, 2011                   |

### SEASON, ROOKIE

|     |                                   |
|-----|-----------------------------------|
| 141 | Blair Walsh, 2012 (36-pat, 35-fg) |
| 106 | Randy Moss, 1998 (17-td, 2-2 pt)  |
| 78  | Adrian Peterson, 2007 (13-td)     |

### GAME

|    |  |
|----|--|
| 24 | Chuck Foreman, @ Buf., 12/20/75 (4-tds)<br>Ahmad Rashad, vs. SF, 9/2/79 (4-tds)<br>Dalvin Cook, @ GB, 11/1/20, (4-tds) |
| 21 | Rich Karlis, vs. LA Rams, 11/5/89 (7-fg)   |

### GAME, OPPONENT

|    |   |
|----|---|
| 30 | Shaun Alexander, @ Sea., 9/29/02 (5-tds)              |
| 28 | Paul Hornung, @ G.B., 9/16/62<br>(3-tds, 4-pat, 2-fg) |

### MOST CONSECUTIVE GAMES SCORING

|     |                   |
|-----|-------------------|
| 151 | Fred Cox, 1963-73 |
|-----|-------------------|

## TOUCHDOWNS

### MOST SEASONS LEADING TEAM

|   |  |
|---|--|
| 8 | Adrian Peterson, 2007-13, 2015   |
| 5 | Bill Brown, 1964, 1966-68, 1972<br>Ted Brown, 1980-81, 1983-85<br>Cris Carter, 1993, 1995-97, 1999<br>Randy Moss, 1998, 2000-01, 2003-04 |

### MOST CONSECUTIVE SEASONS LEADING TEAM

|   |                          |
|---|--------------------------|
| 7 | Adrian Peterson, 2007-13 |
|---|--------------------------|

|   |                        |
|---|------------------------|
| 4 | Chuck Foreman, 1974-77 |
|---|------------------------|

### CAREER

|     |  |
|-----|--|
| 110 | Cris Carter, 1990-01 (110-p)           |
| 102 | Adrian Peterson, 2007-16 (97-r, 5-p)   |
| 93  | Randy Moss, 1998-04, 10 (92-p, 1-rt)   |
| 76  | Bill Brown, 1962-74 (52-r, 23-p, 1-rt) |
| 75  | Chuck Foreman, 1973-79 (52-r, 23-p)    |

### SEASON

|    |   |
|----|---|
| 22 | Chuck Foreman, 1975 (13-r, 9-p)   |
| 18 | Adrian Peterson, 2009 (18-r)  |
| 17 | Cris Carter, 1995 (17-p)<br>Randy Moss, 1998 (17-p)<br>Randy Moss, 2003 (17-p)<br>Dalvin Cook, 2020 (16-r, 1-p) |
| 16 | Bill Brown, 1964 (7-r, 9-p)   |

### SEASON, ROOKIE

|    |                                   |
|----|-----------------------------------|
| 17 | Randy Moss, 1998 (17-p)           |
| 13 | Adrian Peterson, 2007 (12-r, 1-p) |

### GAME

|   |  |
|---|--|
| 4 | Chuck Foreman, @ Buf., 12/20/75 (2-r, 2-p)<br>Ahmad Rashad, vs. S.F., 9/2/79 (4-p)<br>Dalvin Cook, @ GB, 11/1/20, (3-r, 1-p) |
|---|--|

### GAME, OPPONENT

|   |                                |
|---|--------------------------------|
| 6 | Alvin Kamara, @ N.O., 12/25/20 |
|---|--------------------------------|

### MOST CONSECUTIVE GAMES SCORING TD

|    |   |
|----|---|
| 10 | Randy Moss, 2003-04   |
| 7  | Dalvin Cook, 2020<br>Moe Williams, 2002<br>Cris Carter, 1999<br>Randy Moss, 1998<br>Chuck Foreman, 1974   |
| 6  | Tommy Mason, 1965<br>Bill Brown, 1968<br>Ted Brown, 1980<br>Cris Carter, 1996-1997<br>Cris Carter, 1998-99<br>Adrian Peterson, 2011<br>Cordarrelle Patterson, 2013-14<br>Adam Thielen, 2018 |

## POINTS AFTER TOUCHDOWN

### MOST ATTEMPTED, CAREER

|     |                        |
|-----|------------------------|
| 538 | Fred Cox, 1963-77      |
| 233 | Ryan Longwell, 2006-11 |
| 217 | Gary Anderson, 1998-02 |

### MOST ATTEMPTED, SEASON

|    |                                      |
|----|--------------------------------------|
| 59 | Gary Anderson, 1998                  |
| 55 | Ryan Longwell, 2009                  |
| 49 | Chuck Nelson, 1988                   |
| 48 | Fred Cox, 1975<br>Aaron Elling, 2003 |

### MOST ATTEMPTED, GAME

|   |   |
|---|---|
| 7 | Fred Cox, vs. Bal., 9/28/69<br>Fred Cox, vs. Pit., 11/23/69<br>Fred Cox, vs. Hou., 10/13/74<br>Chuck Nelson, @ T.B., 10/23/88 |
|---|---|

### MOST MADE, CAREER

|     |                        |
|-----|------------------------|
| 519 | Fred Cox, 1963-77      |
| 228 | Ryan Longwell, 2006-11 |
| 215 | Gary Anderson, 1998-02 |

### MOST MADE, SEASON

|    |                     |
|----|---------------------|
| 59 | Gary Anderson, 1998 |
|----|---------------------|

|    |  |
|----|--|
| 54 | Ryan Longwell, 2009                      |
| 48 | Chuck Nelson, 1988<br>Aaron Elling, 2003 |

### MOST MADE, GAME

|   |   |
|---|---|
| 7 | Fred Cox, vs. Bal., 9/28/69<br>Fred Cox, vs. Pit., 11/23/69<br>Chuck Nelson, @ T.B., 10/23/88 |
|---|---|

### MOST MADE, GAME, OPPONENT

|   |  |
|---|--|
| 8 | Jim Bakken, @ Stl., 10/6/63                                    |
| 7 | Roger LeClerc, @ Chi., 12/17/61<br>Will Lutz, @ N.O., 12/25/20 |

### MOST CONSECUTIVE MADE

|     |                        |
|-----|------------------------|
| 199 | Fred Cox, 1968-74      |
| 151 | Gary Anderson, 1998-01 |
| 133 | Fred Cox, 1964-68      |

### HIGHEST PERCENTAGE, CAREER (MIN. 200 MADE)

|      |                                  |
|------|----------------------------------|
| 99.1 | Gary Anderson, 1998-02 (215-217) |
|------|----------------------------------|

### MOST MADE, NO MISSES, SEASON

|    |                     |
|----|---------------------|
| 59 | Gary Anderson, 1998 |
| 48 | Aaron Elling, 2003  |
| 46 | Gary Anderson, 1999 |

## FIELD GOALS

### MOST ATTEMPTED, CAREER

|     |                      |
|-----|----------------------|
| 455 | Fred Cox, 1963-77    |
| 171 | Fuad Reveiz, 1990-95 |
| 158 | Blair Walsh, 2012-16 |

### MOST ATTEMPTED, SEASON

|    |   |
|----|---|
| 46 | Fred Cox, 1970  |
| 39 | Rich Karlis, 1989<br>Fuad Reveiz, 1994<br>Blair Walsh, 2015 |

### MOST ATTEMPTED, GAME

|   |   |
|---|---|
| 7 | Rich Karlis, vs. LA Rams, 11/5/89   |
| 6 | Fred Cox, vs. N.O., 9/27/70<br>Fred Cox, @ Chi., 9/23/73<br>Fred Cox, vs. Cle., 11/4/73<br>Rich Karlis, vs. Cin., 12/25/89<br>Fuad Reveiz, vs. G.B., 9/26/93<br>Gary Anderson, @ Bal., 12/13/98<br>Ryan Longwell, vs. Ind., 9/14/08<br>Blair Walsh, @ Tenn., 9/11/16<br>Kai Forbath, vs. Bal., 10/22/17 |

### MOST ATTEMPTED, GAME, OPPONENT

|   |                                    |
|---|------------------------------------|
| 8 | Garo Yepremian, vs. Det., 11/13/66 |
| 7 | Jason Hanson, @ Det., 10/17/99     |

### MOST MADE, CAREER

|     |   |
|-----|---|
| 282 | Fred Cox, 1963-77                         |
| 135 | Ryan Longwell, 2006-11                    |
| 133 | Fuad Reveiz, 1990-95<br>Blair Walsh, 2016 |

### MOST MADE, SEASON

|    |  |
|----|--|
| 35 | Gary Anderson, 1998<br>Blair Walsh, 2012 |
| 34 | Fuad Reveiz, 1994<br>Blair Walsh, 2015   |

### MOST MADE, SEASON, ROOKIE

|    |                   |
|----|-------------------|
| 35 | Blair Walsh, 2012 |
| 9  | Mike Mercer, 1961 |



# VIKINGS INDIVIDUAL RECORDS

## MOST MADE, GAME

|   |  |
|---|--|
| 7 | Rich Karlis, vs. LA Rams, 11/5/89                                  |
| 6 | Gary Anderson, @ Bal., 12/13/98<br>Kai Forbath, vs. Bal., 10/22/17 |

## MOST MADE, GAME, OPPONENT

|   |   |
|---|---|
| 6 | Garo Yepremian, vs. Det., 11/13/66<br>ason Hanson, @ Det., 10/17/99 |
|---|---|

## MOST MADE, NO MISSES, GAME

|   |                                   |
|---|-----------------------------------|
| 7 | Rich Karlis, vs. LA Rams, 11/5/89 |
|---|-----------------------------------|

## MOST MADE, ONE QUARTER

|   |  |
|---|--|
| 3 | Many times, last Blair Walsh, @ Stl., 12/16/12 (2nd) |
|---|--|

## MOST CONSECUTIVE FIELD GOALS MADE

|    |                      |
|----|----------------------|
| 35 | Gary Anderson, 1998  |
| 31 | Fuad Reveiz, 1994-95 |

## MOST CONSECUTIVE GAMES MADE FG

|    |                   |
|----|-------------------|
| 31 | Fred Cox, 1968-70 |
|----|-------------------|

## LONGEST FIELD GOAL

|    |  |
|----|--|
| 61 | <b>Greg Joseph, vs. NYG, 12/24/22</b><br>Paul Edinger, vs. G.B., 10/23/05<br>Blair Walsh, @ Hou., 12/23/12<br><b>Greg Joseph, vs. G.B., 9/11/22</b>  |
| 55 | <b>Greg Joseph, vs. Det., 10/10/21</b><br>Ryan Longwell, @ Chi., 10/14/07<br>Blair Walsh, vs. Jax., 9/9/12<br>Blair Walsh, @ Sea., 11/4/12<br>Blair Walsh, vs. Atl., 9/28/14<br>Blair Walsh, @ Buf., 10/19/14  |
| 54 | Jan Stenerud, vs. Atl., 9/16/84<br>Paul Edinger, vs. Chi., 1/1/06<br>Ryan Longwell, vs. G.B., 11/9/08<br>Ryan Longwell, @ Jax., 11/23/08<br>Blair Walsh, vs. G.B., 12/20/12<br>Blair Walsh, vs. Pit., 9/29/13<br>Blair Walsh, @ Ari., 12/10/16<br><b>Greg Joseph, vs. S.F., 10/23/23</b> |

## LONGEST FIELD GOAL, OPPONENT

|    |  |
|----|--|
| 62 | Matt Prater, @ Ari., 9/19/21                                       |
| 61 | Greg Zuerlein, vs. Stl., 11/8/15<br>Jake Elliott, at Phi., 9/14/03 |
| 58 | Mason Crosby, vs. G.B., 10/23/11<br>Matt Prater, vs. Det., 11/6/16 |

## MOST MADE, 50 OR MORE YARDS, CAREER

|    |                           |
|----|---------------------------|
| 24 | Blair Walsh, 2012-16      |
| 14 | <b>Greg Joseph, 2021-</b> |
| 11 | Ryan Longwell, 2006-11    |
| 8  | Fuad Reveiz, 1990-95      |

## MOST MADE, 50 OR MORE YARDS, SEASON

|    |   |
|----|---|
| 10 | Blair Walsh, 2012   |
| 7  | <b>Greg Joseph, 2021</b>                                      |
| 6  | Ryan Longwell, 2008<br>Blair Walsh, 2015<br>Kai Forbath, 2017 |

## MOST MADE, 50 OR MORE YARDS, GAME

|   |                               |
|---|-------------------------------|
| 3 | Blair Walsh, @ StL., 12/16/12 |
|---|-------------------------------|

## HIGHEST FIELD GOAL PERCENTAGE, CAREER (MIN. 100 MADE)

|      |                                  |
|------|----------------------------------|
| 86.0 | Ryan Longwell, 2006-11 (135-157) |
| 84.5 | Gary Anderson, 1998-02 (109-129) |
| 84.2 | Blair Walsh, 2012-15 (133-158)   |
| 77.8 | Fuad Reveiz, 1990-95 (133-171)   |

|      |                             |
|------|-----------------------------|
| 62.0 | Fred Cox, 1963-77 (282-455) |
|------|-----------------------------|

## HIGHEST FIELD GOAL PERCENTAGE, SEASON (QUALIFIERS)

|       |                             |
|-------|-----------------------------|
| 100.0 | Gary Anderson, 1998 (35-35) |
| 95.7  | Gary Anderson, 2000 (22-23) |
| 94.4  | Ryan Longwell, 2010 (17-18) |
| 93.1  | Dan Bailey, 2019 (27-29)    |
| 92.9  | Ryan Longwell, 2009 (26-28) |

## SAFETIES

### CAREER

|     |   |
|-----|---|
| 4.0 | Jared Allen, 2008-12                      |
| 2.5 | Chris Doleman, 1985-93, '99               |
| 2.0 | Carl Eller, 1964-78<br>Alan Page, 1967-78 |

### SEASON

|   |                                      |
|---|--------------------------------------|
| 2 | Alan Page, 1971<br>Jared Allen, 2008 |
|---|--------------------------------------|

### GAME

|   |   |
|---|---|
| 1 | Many Times, last vs. Jax., M. Glennon sacked in EZ by Ifeadi Odenigbo |
|---|---|

## RUSHING

### MOST SEASONS LEADING TEAM

|   |   |
|---|---|
| 8 | Adrian Peterson, 2007-13, 2015                  |
| 6 | Chuck Foreman, 1973-78<br>Robert Smith, 1995-00 |
| 5 | Darrin Nelson, 1983, 1985-88                    |

### MOST CONSECUTIVE SEASONS LEADING TEAM

|   |   |
|---|---|
| 7 | Adrian Peterson, 2007-13                        |
| 6 | Chuck Foreman, 1973-78<br>Robert Smith, 1995-00 |

## ATTEMPTS

### CAREER

|       |                          |
|-------|--------------------------|
| 2,418 | Adrian Peterson, 2007-16 |
| 1,627 | Bill Brown, 1962-74      |
| 1,529 | Chuck Foreman, 1973-79   |
| 1,411 | Robert Smith, 1993-00    |

### SEASON

|     |                       |
|-----|-----------------------|
| 363 | Adrian Peterson, 2008 |
| 348 | Adrian Peterson, 2012 |
| 327 | Adrian Peterson, 2015 |

### SEASON, ROOKIE

|     |                       |
|-----|-----------------------|
| 238 | Adrian Peterson, 2007 |
| 201 | Alfred Anderson, 1984 |
| 182 | Chuck Foreman, 1973   |

### GAME

|    |   |
|----|---|
| 35 | Adrian Peterson, vs. Chi., 12/1/13  |
| 34 | Adrian Peterson, vs. G.B., 12/30/12   |
| 33 | Chuck Foreman, vs. S.D., 11/23/75<br>Chuck Foreman, @ Det., 12/17/77<br>Terry Allen, @ Pit., 12/20/92<br>Scottie Graham, vs. K.C., 12/26/93 |

### GAME, OPPONENT

|    |                                   |
|----|-----------------------------------|
| 40 | Walter Payton, @ Chi., 11/20/77   |
| 36 | James Jones, vs. Det., 9/7/86     |
| 35 | Earl Campbell, vs. N.O., 11/24/85 |

### CONSECUTIVE ATTEMPTS WITH FUMBLE

|     |                       |
|-----|-----------------------|
| 478 | Robert Smith, 1996-98 |
|-----|-----------------------|

|     |                         |
|-----|-------------------------|
| 349 | Scottie Graham, 1993-96 |
|-----|-------------------------|

## YARDS

### CAREER

|        |                          |
|--------|--------------------------|
| 11,747 | Adrian Peterson, 2007-16 |
| 6,818  | Robert Smith, 1993-00    |
| 5,993  | Dalvin Cook, 2017-2022   |
| 5,887  | Chuck Foreman, 1973-79   |

### SEASON

|       |                       |
|-------|-----------------------|
| 2,097 | Adrian Peterson, 2012 |
| 1,760 | Adrian Peterson, 2008 |
| 1,557 | Dalvin Cook, 2020     |
| 1,521 | Robert Smith, 2000    |
| 1,485 | Adrian Peterson, 2015 |
| 1,383 | Adrian Peterson, 2009 |
| 1,341 | Adrian Peterson, 2007 |
| 1,298 | Adrian Peterson, 2010 |
| 1,296 | Michael Bennett, 2002 |

### SEASON, ROOKIE

|       |                       |
|-------|-----------------------|
| 1,341 | Adrian Peterson, 2007 |
| 801   | Chuck Foreman, 1973   |
| 773   | Alfred Anderson, 1984 |

### GAME

|     |                                     |
|-----|-------------------------------------|
| 296 | Adrian Peterson, vs. S.D., 11/4/07  |
| 224 | Adrian Peterson, @ Chi., 10/14/07   |
| 212 | Adrian Peterson, @ Stl., 12/16/12   |
| 211 | Adrian Peterson, vs. Chi., 12/1/13  |
| 210 | Adrian Peterson, @ G.B., 12/2/12    |
| 206 | Dalvin Cook, vs. Det., 11/8/20      |
| 205 | Dalvin Cook, vs. Pit., 12/9/21      |
| 203 | Adrian Peterson, @ Oak., 11/15/15   |
| 200 | Chuck Foreman, @ Phi., 10/24/76     |
| 199 | Adrian Peterson, vs. G.B., 12/30/12 |
| 192 | Adrian Peterson, vs. G.B., 11/9/08  |

### GAME, ROOKIE

|     |                                    |
|-----|------------------------------------|
| 296 | Adrian Peterson, vs. S.D., 11/4/07 |
| 224 | Adrian Peterson, @ Chi., 10/14/07  |
| 148 | Onterio Smith, @ Chi., 12/14/03    |

### GAME, OPPONENT

|     |                                   |
|-----|-----------------------------------|
| 275 | Walter Payton, @ Chi., 11/20/77   |
| 220 | Barry Sanders, vs. Det., 11/24/91 |
| 219 | James Wilder, vs. T.B., 11/6/83   |
| 203 | Earl Campbell, @ Hou., 12/21/80   |

### LONGEST RUN (ALL TDS)

|    |   |
|----|---|
| 95 | Chester Taylor, @ Sea., 10/22/06  |
| 85 | Michael Bennett, @ T.B., 11/3/02  |
| 84 | Chester Taylor, @ S.F., 12/9/07   |
| 82 | Adrian Peterson, @ G.B., 12/2/12<br>Adrian Peterson, @ St.L., 12/16/12                                      |
| 81 | Dalvin Cook, @ Buf., 11/13/22   |
| 80 | Clinton Jones, vs. Chi., 11/2/69<br>Adrian Peterson, vs. Det., 9/26/10<br>Adrian Peterson, @ Oak., 11/15/15 |
| 78 | Robert Smith, @ Buf., 8/31/97<br>Michael Bennett, vs. NYG, 11/10/02<br>Adrian Peterson, vs. Det., 9/8/13    |

### LONGEST RUN, OPPONENT

|    |   |
|----|---|
| 99 | Tony Dorsett, vs. Dal., 1/3/83 (td)   |
| 91 | Damien Williams, @ KC, 11/3/19 (td)   |
| 76 | Robert Griffin III, @ Was., 10/14/12 (td)                                     |
| 75 | James Wilder, vs. T.B., 11/6/83 (td)<br>Kalen Ballage, vs. Mia, 12/16/18 (td) |

### MOST SEASONS, 1,000+ YARDS

# VIKINGS INDIVIDUAL RECORDS

|   |   |
|---|---|
| 7 | Adrian Peterson, 2007-10, 2012-13, 2015 |
| 4 | Robert Smith, 1997-00                   |
|   | Dalvin Cook, 2017-2022                  |

## MOST CONSECUTIVE SEASONS, 1,000+ YARDS

|   |                          |
|---|--------------------------|
| 4 | Robert Smith, 1997-00    |
|   | Adrian Peterson, 2007-10 |
|   | Dalvin Cook, 2019-22     |

## MOST GAMES, 100+ YARDS, CAREER

|    |                          |
|----|--------------------------|
| 49 | Adrian Peterson, 2007-16 |
| 29 | Robert Smith, 1993-00    |
| 21 | Dalvin Cook, 2017-2022   |
| 17 | Chuck Foreman, 1973-79   |
| 9  | Michael Bennett, 2001-05 |
| 8  | Bill Brown, 1962-74      |

## MOST GAMES, 100+ YARDS, SEASON

|    |                       |
|----|-----------------------|
| 10 | Adrian Peterson, 2008 |
|    | Adrian Peterson, 2012 |
| 8  | Robert Smith, 2000    |
|    | Dalvin Cook, 2020     |
| 7  | Adrian Peterson, 2015 |
| 6  | Robert Smith, 1997    |
|    | Adrian Peterson, 2007 |
| 5  | Chuck Foreman, 1975   |
|    | Robert Smith, 1998    |
|    | Michael Bennett, 2002 |
|    | Adrian Peterson, 2010 |
|    | Adrian Peterson, 2013 |
|    | Dalvin Cook, 2019     |

## MOST CONSECUTIVE GAMES, 100+ YARDS

|   |                                    |
|---|------------------------------------|
| 8 | Adrian Peterson, 10/21/12-12/16/12 |
| 5 | Robert Smith, 11/6/00-11/30/00     |
| 4 | Michael Bennett, 10/27/02-11/17/02 |
|   | Adrian Peterson, 10/12/08-11/9/08  |
| 3 | Chuck Foreman, 11/9/75-11/23/75    |
|   | Adrian Peterson, 9/23/07-10/14/07  |
|   | Adrian Peterson, 11/30/08-12/14/08 |
|   | Adrian Peterson, 11/1/15-11/15/15  |
|   | Dalvin Cook, 9/8/19-9/22/19        |
|   | Dalvin Cook, 12/6/20-12/20/20      |

## AVERAGE GAIN

### CAREER (700 ATT.)

|      |   |
|------|---|
| 4.90 | Adrian Peterson, 2007-16 (2,418-11,747) |
| 4.80 | Robert Smith, 1993-99 (1,116-5,297)     |
| 4.70 | Dalvin Cook, 2017-2022 (1,262-5,929)    |

### SEASON (QUALIFIERS)

|     |                                   |
|-----|-----------------------------------|
| 6.0 | Adrian Peterson, 2012 (348-2,097) |
| 5.6 | Adrian Peterson, 2007 (238-1,341) |
| 5.5 | Robert Smith, 1997 (232-1,266)    |

### GAME (10 ATT.)

|      |                                  |
|------|----------------------------------|
| 12.2 | Tommy Mason, vs. Bal., 11/17/63  |
| 11.7 | Terry Allen, @ G.B., 9/6/62      |
| 11.4 | Michael Bennett, @ T.B., 11/3/02 |

## TOUCHDOWNS

### MOST SEASONS LEADING TEAM

|   |                                |
|---|--------------------------------|
| 8 | Adrian Peterson, 2007-13, 2015 |
| 6 | Chuck Foreman, 1973-78         |
|   | Ted Brown, 1980-81, 1983-86    |

### MOST CONSECUTIVE SEASONS LEADING TEAM

|   |                          |
|---|--------------------------|
| 7 | Adrian Peterson, 2007-13 |
| 6 | Chuck Foreman, 1973-78   |
| 4 | Ted Brown, 1983-86       |

### CAREER

|    |                          |
|----|--------------------------|
| 97 | Adrian Peterson, 2007-16 |
| 52 | Chuck Foreman, 1973-79   |
|    | Bill Brown, 1962-74      |
| 47 | Dalvin Cook, 2017-2022   |

### SEASON

|    |                       |
|----|-----------------------|
| 18 | Adrian Peterson, 2009 |
| 16 | Dalvin Cook, 2020     |
| 13 | Dalvin Cook, 2019     |
|    | Chuck Foreman, 1975   |
|    | Chuck Foreman, 1976   |
|    | Terry Allen, 1992     |

### SEASON, ROOKIE

|    |                       |
|----|-----------------------|
| 12 | Adrian Peterson, 2007 |
| 5  | Fran Tarkenton, 1961  |
|    | D.J. Dozier, 1987     |
|    | Onterio Smith, 2003   |

### GAME

|   |                                    |
|---|------------------------------------|
| 3 | Tommy Mason, @ S.F., 10/24/65      |
|   | Clinton Jones, vs. Det., 11/15/70  |
|   | Chuck Foreman, @ G.B., 9/15/74     |
|   | Chuck Foreman, vs. S.D., 11/23/75  |
|   | D.J. Dozier, vs. Den., 10/26/87    |
|   | Herschel Walker, @ Phoe., 10/27/91 |
|   | Daunte Culpepper, vs. Chi., 9/3/00 |
|   | Onterio Smith, vs. K.C., 12/20/03  |
|   | Artose Pinner, @ Det., 12/10/06    |
|   | Adrian Peterson, @ Chi., 10/14/07  |
|   | Adrian Peterson, vs. S.D., 11/4/07 |
|   | Chester Taylor, vs. Oak., 11/18/07 |
|   | Adrian Peterson, @ Cle., 9/13/09   |
|   | Adrian Peterson, vs. Buf., 12/5/10 |
|   | Adrian Peterson, vs. Ari., 10/9/11 |
|   | Matt Asiata, vs. Phi., 12/15/13    |
|   | Matt Asiata, vs. Atl., 9/28/14     |
|   | Matt Asiata, vs. Was., 11/2/14     |
|   | Dalvin Cook, @ GB, 11/1/20         |

### GAME, OPPONENT

|   |                                   |
|---|-----------------------------------|
| 6 | Alvin Kamara, @ N.O., 12/25/20    |
| 4 | Lenny Moore, @ Bal., 10/1/61      |
|   | Billy Kilmer, vs. S.F., 10/15/61  |
|   | Barry Sanders, vs. Det., 11/24/91 |
|   | Marshall Faulk, @ St.L, 12/10/00  |
|   | Shaun Alexander, @ Sea., 9/29/02  |

### MOST CONSECUTIVE GAMES WITH RUSHING TD

|   |                       |
|---|-----------------------|
| 7 | Moe Williams, 2002    |
|   | Dalvin Cook, 2020     |
| 6 | Bill Brown, 1968      |
|   | Adrian Peterson, 2011 |

## PASSING

### MOST SEASONS LEADING TEAM

|    |                                  |
|----|----------------------------------|
| 13 | Fran Tarkenton, 1961-66, 1972-78 |
| 7  | Tommy Kramer, 1979-82, 1984-86   |

### MOST CONSECUTIVE SEASONS LEADING TEAM

|   |                           |
|---|---------------------------|
| 7 | Fran Tarkenton, 1972-78   |
| 6 | Fran Tarkenton, 1961-66   |
| 5 | Daunte Culpepper, 2000-04 |
| 4 | Tommy Kramer, 1979-82     |

## RATING

### HIGHEST, CAREER (1,500 ATT.)

|       |                            |
|-------|----------------------------|
| 101.2 | Kirk Cousins, 2018-Present |
|-------|----------------------------|

|      |                                  |
|------|----------------------------------|
| 91.5 | Daunte Culpepper, 1999-05        |
| 82.5 | Brad Johnson, 1992-98, 2005-06   |
| 80.2 | Fran Tarkenton, 1961-66, 1972-78 |

### HIGHEST, SEASON (QUALIFIERS)

|       |                          |
|-------|--------------------------|
| 110.9 | Daunte Culpepper, 2004   |
| 107.4 | Kirk Cousins, 2019       |
| 107.2 | Brett Favre, 2009        |
| 106.0 | Randall Cunningham, 1998 |

### HIGHEST, GAME (20 ATT.)

|       |                                       |
|-------|---------------------------------------|
| 157.2 | Gus Frerotte, vs. S.F., 9/28/03       |
| 154.4 | Teddy Bridgewater, vs. Chi., 12/20/15 |
| 151.8 | Fran Tarkenton, vs. Hou., 10/13/74    |
| 151.3 | Daunte Culpepper, vs. G.B., 12/24/04  |

## ATTEMPTS

### CAREER

|       |                                  |
|-------|----------------------------------|
| 4,569 | Fran Tarkenton, 1961-66, 1972-78 |
| 3,648 | Tommy Kramer, 1977-89            |
| 3,081 | Kirk Cousins, 2018-              |

### SEASON

|     |                    |
|-----|--------------------|
| 643 | Kirk Cousins, 2022 |
| 606 | Warren Moon, 1995  |
|     | Kirk Cousins, 2018 |
| 601 | Warren Moon, 1994  |

### GAME

|    |                                |
|----|--------------------------------|
| 63 | Rich Gannon, @ N.E., 10/20/91  |
| 62 | Steve Dils, @ T.B., 9/5/81     |
| 61 | Tommy Kramer, @ N.E., 12/16/79 |

### GAME, OPPONENT

|    |                                  |
|----|----------------------------------|
| 70 | Drew Bledsoe, @ N.E., 11/13/94   |
| 57 | Troy Aikman, @ Dal., 11/26/98    |
| 55 | Doug Williams, vs. T.B., 11/16/8 |
|    | Sam Bradford, @ Stl., 12/16/12   |

## COMPLETIONS

### CAREER

|       |                                  |
|-------|----------------------------------|
| 2,635 | Fran Tarkenton, 1961-66, 1972-78 |
| 2,093 | Kirk Cousins, 2018-              |
| 2,011 | Tommy Kramer, 1977-89            |
| 1,678 | Daunte Culpepper, 1999-05        |

### SEASON

|     |                    |
|-----|--------------------|
| 425 | Kirk Cousins, 2018 |
| 424 | Kirk Cousins, 2022 |
| 395 | Sam Bradford, 2016 |

### GAME

|    |                                   |
|----|-----------------------------------|
| 40 | Kirk Cousins, vs. Buf., 9/23/18   |
| 38 | Tommy Kramer, vs. Cle., 12/14/80  |
|    | Tommy Kramer, vs. G.B., 11/29/81  |
|    | Steve Dils, @ T.B., 9/5/81        |
|    | Daunte Culpepper, @ Phi., 9/20/04 |

### GAME, OPPONENT

|    |                                       |
|----|---------------------------------------|
| 45 | Drew Bledsoe, @ N.E., 11/13/94        |
| 36 | Ben Roethlisberger, vs. Pit., 9/29/13 |
| 35 | Drew Bledsoe, vs. Buf., 9/15/02       |
|    | Sam Bradford, Stl., 12/16/12          |
|    | Ryan Tannehill, @ Mia., 12/21/14      |

### CONSECUTIVE PASSES COMPLETED

|    |                                 |
|----|---------------------------------|
| 17 | Kirk Cousins, vs. Chi., 10/9/22 |
| 16 | Tommy Kramer, @ G.B., 11/11/79  |
| 14 | Wade Wilson, vs. Det., 11/6/88  |

# VIKINGS INDIVIDUAL RECORDS

## COMPLETION PERCENTAGE

Warren Moon, 1995  
Tommy Kramer, 1985

### CAREER (1,500 ATT.)

**67.9** Kirk Cousins, 2018- (2,093-3,081)  
64.4 Daunte Culpepper, 1999-05 (1,678-2,607)  
62.0 Brad Johnson, 1992-98, 2005-06 (1,036-1,670)  
57.6 Fran Tarkenton, 1961-66, 1972-78 (2,635-4,569)

### SEASON (QUALIFIER)

71.6 Sam Bradford, 2016 (395-552)  
**70.1** Kirk Cousins, 2018 (425-606)  
69.2 Daunte Culpepper, 2004 (379-548)  
**69.1** Kirk Cousins, 2019 (307-444)  
68.4 Brett Favre, 2009 (363-531)

### GAME (20 ATTEMPTS)

**88.5** Kirk Cousins, vs. Wash., 10/24/19 (23-26)  
88.0 Brett Favre, vs. Sea., 11/22/09 (22-25)  
87.0 Case Keenum, vs. Cin., 12/17/17 (20-23)

## YARDS GAINED

### CAREER

33,098 Fran Tarkenton, 1961-66, 1972-78  
24,775 Tommy Kramer, 1977-89  
**23,265** Kirk Cousins, 2018-

### SEASON

4,717 Daunte Culpepper, 2004  
**4,547** Kirk Cousins, 2022  
**4,298** Kirk Cousins, 2018  
**4,265** Kirk Cousins, 2020

### GAME

490 Tommy Kramer, @ Was., 11/2/86 (OT)  
**460** Kirk Cousins, vs. Ind., 12/17/22 (OT)  
456 Tommy Kramer, vs. Cle., 12/14/80  
449 Joe Kapp, vs. Bal., 9/28/69  
446 Brett Favre, vs. Ari., 11/7/10

### GAME, OPPONENT

486 Doug Williams, vs. T.B., 11/16/80  
465 Jared Goff, @ L.A.R., 9/27/18  
463 Drew Bledsoe, vs. Buf., 9/15/02

### MOST SEASONS, 3,000+ PASSING YARDS

5 Tommy Kramer, 1979-81, 1985-86  
**Kirk Cousins, 2018-22**  
4 Daunte Culpepper, 2000, 2002-04

### MOST GAMES, 300+ PASSING YARDS, CAREER

**27** Kirk Cousins, 2018-  
19 Tommy Kramer, 1977-89  
Daunte Culpepper, 1999-05

### MOST GAMES, 300+ PASSING YARDS, SEASON

6 Warren Moon, 1994  
Daunte Culpepper, 2004  
Brett Favre, 2009  
**Kirk Cousins, 2021**  
5 Tommy Kramer, 1981  
Tommy Kramer, 1985  
Daunte Culpepper, 2000  
**Kirk Cousins, 2020**

### MOST CONSECUTIVE GAMES, 300+ YARDS

4 Daunte Culpepper, 2004  
**3** Kirk Cousins, 2023  
**Kirk Cousins, 2020**  
**Kirk Cousins, 2019**  
Randall Cunningham, 1998  
Warren Moon, 1994

### LONGEST PASS COMPLETION (ALL TDS, \*OVERTIME)

99 Gus Frerotte (to B. Berrian), vs. Chi., 11/30/08  
89 Fran Tarkenton (to C. Ferguson), @ Chi., 11/11/62  
87\* Teddy Bridgewater (to J. Wright), vs. N.Y.J., 12/7/14 (OT)  
86 Gus Frerotte (to B. Berrian), vs. Det., 10/12/08  
85 Joe Kapp (to G. Washington), vs. Stl., 10/8/67  
Warren Moon (to Q. Ismail), vs. Det., 9/10/95  
83 Joe Kapp (to G. Washington), vs. Bal., 9/28/69  
82 Brad Johnson (to J. Reed), @ Oak., 11/17/96  
Daunte Culpepper (to R. Moss), @ Det., 12/19/04  
80 Fran Tarkenton (to J. Gilliam), vs. Hou., 10/13/74  
Jeff George (to M. Hatchette), vs. S.F., 10/24/99  
Todd Bouman (to M. Bennett), @ Pit., 12/2/01  
Brad Johnson (to K. Robinson), @ Det., 12/4/05

### OPPONENT/LONGEST PASS COMP. (ALL TDS)

95 Lynn Dickey (to Steve Odom), vs. G.B., 10/2/77  
94 Ken Anderson (to Billy Brooks), vs. Cin., 11/13/77  
93 Rodney Peete (to Herman Moore), vs. Det., 10/31/93

## AVERAGE GAIN

### CAREER (1,500 ATT.)

7.73 Daunte Culpepper, 1999-05 (2,607-20,162)  
**7.60** Kirk Cousins, 2018- (3,081-23,265)  
7.29 Wade Wilson, 1981-91 (1,665-12,135)

### SEASON (QUALIFIERS)

8.72 Randall Cunningham, 1998 (425-3,704)  
8.61 Daunte Culpepper, 2004 (548-4,717)  
8.56 Jeff George, 1999 (329-2,816)  
8.31 Daunte Culpepper, 2000 (474-3,937)

### GAME (20 ATT.)

14.0 Tommy Kramer, @ Was., 11/2/86 (35-490)  
13.9 Fran Tarkenton, vs. Det., 11/7/76 (25-347)  
13.8 Randall Cunningham, @ G.B., 10/5/98 (32-442)

## TOUCHDOWNS

### CAREER

239 Fran Tarkenton, 1961-66, 1972-78  
**171** Kirk Cousins, 2018-  
159 Tommy Kramer, 1977-89  
135 Daunte Culpepper, 1999-05

### SEASON

39 Daunte Culpepper, 1999-05  
**35** Kirk Cousins, 2020  
34 Randall Cunningham, 1998  
33 Warren Moon, 1995  
Daunte Culpepper, 2000  
Brett Favre, 2009  
**Kirk Cousins, 2021**

### GAME

7 Joe Kapp, vs. Bal., 9/28/69  
6 Tommy Kramer, vs. G.B., 9/28/86  
5 Tommy Kramer, vs. Chi., 11/28/82  
Daunte Culpepper, vs. Dal., 9/12/04  
Daunte Culpepper, @ Hou., 10/10/04  
Daunte Culpepper, @ N.O., 10/17/04

### GAME, ROOKIE

4 Fran Tarkenton, vs. Chi., 9/17/61  
Fran Tarkenton, vs. LA Rams, 12/3/61  
Fran Tarkenton, @ Chi., 12/17/61

### GAME, OPPONENT

5 Gary Cuzzo, vs. Bal., 11/14/65  
John Brodie, vs. S.F., 11/28/65  
Gary Danielson, @ Det., 12/9/78  
John Elway, @ Den., 11/18/84  
Brett Favre, @ G.B., 9/21/97  
Brad Johnson, @ T.B., 11/3/02  
Drew Brees, vs. N.O., 12/18/11  
Jared Goff, @ L.A.R., 9/27/18

### MOST GAMES, FOUR OR MORE TOUCHDOWN PASSES, CAREER

9 Tommy Kramer, 1977-89  
7 Fran Tarkenton, 1961-66, 1972-78  
6 Daunte Culpepper, 1999-05

### MOST GAMES, FOUR OR MORE TOUCHDOWN PASSES, SEASON

4 Randall Cunningham, 1998  
Daunte Culpepper, 2004  
3 Fran Tarkenton, 1961  
Tommy Kramer, 1981

### MOST CONSECUTIVE GAMES, FOUR OR MORE TOUCHDOWN PASSES

2 Tommy Kramer, 1981  
Warren Moon, 1995  
Randall Cunningham, 1998  
Randall Cunningham, 1998  
Daunte Culpepper, 2004  
**Kirk Cousins, 2019**

### MOST CONSECUTIVE GAMES, TOUCHDOWN PASS

**39** Kirk Cousins, 2020-22  
24 Daunte Culpepper, 2000-01  
21 Daunte Culpepper, 2003-04

## HAD INTERCEPTED

### CAREER

194 Fran Tarkenton, 1961-66, 1972-78  
157 Tommy Kramer, 1977-89  
86 Daunte Culpepper, 1999-2005

### SEASON

32 Fran Tarkenton, 1978  
26 Tommy Kramer, 1985  
25 Fran Tarkenton, 1962

### GAME

5 Many times, last by Daunte Culpepper, @ Cin., 9/18/05

### GAME, OPPONENT

6 Vinny Testaverde, @ T.B., 10/23/88  
5 Billy Wade, @ Chi., 11/11/62  
Kim McQuilken, vs. Atl., 11/9/75  
Eric Hipple, vs. Det., 9/25/83  
Ryan Fitzpatrick, vs. Stl., 12/11/05

### CONSECUTIVE ATTEMPTS, NO INTERCEPTIONS

**224** Kirk Cousins, 2020-21  
**210** Kirk Cousins, 2021  
**201** Kirk Cousins, 2019  
193 Warren Moon, 1995

# VIKINGS INDIVIDUAL RECORDS

## MOST ATTEMPTS, NO INTERCEPTIONS, GAME

62 Rich Gannon, @ N.E., 10/20/91

## MOST ATTEMPTS, NO INTERCEPTIONS, GAME, OPPONENT

70 Drew Bledsoe, @ N.E., 11/13/94

## LOWEST PERCENTAGE PASSES INTERCEPTED

### CAREER (1,500 ATT.)

1.8 **Kirk Cousins, 2018- (3,081-55)**  
2.9 Brad Johnson, 1992-98, 2005-06 (1,670-48)  
3.3 Daunte Culpepper, 1999-05 (2,607-86)

### SEASON (QUALIFIERS)

0.9 Sam Bradford, 2016 (552-5)  
1.2 **Kirk Cousins, 2021 (561-7)**  
1.3 Brett Favre, 2009 (531-7)  
1.4 Brad Johnson, 2005 (294-4)  
**Kirk Cousins, 2019 (444-6)**

## TIMES SACKED

### CAREER

417 Fran Tarkenton, 1961-66, 1972-78  
247 Tommy Kramer, 1977-89  
228 Daunte Culpepper, 1999-05

### SEASON

47 Daunte Culpepper, 2002  
46 Fran Tarkenton, 1964  
Daunte Culpepper, 2004  
Kirk Cousins, 2022

### GAME

11 Archie Manning, @ Chi., 10/28/84  
9 Fran Tarkenton, @ Chi., 12/17/61  
Fran Tarkenton, vs. Bal., 9/23/62  
Fran Tarkenton, vs. Det., 10/11/64  
Daunte Culpepper, @ Atl., 10/2/05

### GAME, OPPONENT

10 Matthew Stafford, vs. Det., 11/4/18  
9 Bill Munson, vs. Det., 10/6/68  
Bobby Douglass, vs. Chi., 11/2/69  
Randy Johnson, @ Atl., 12/20/70  
Jim Harbaugh, @ Chi., 10/25/93  
Ryan Tannehill, vs. Mia., 12/16/18

## HIGHEST ATTEMPTS/SACK RATIO, CAREER (1,000 ATT.)

18.0 Warren Moon, 1994-95 (1,207-67)  
16.7 Brad Johnson, 1992-98, '05-06 (1,670-100)  
14.7 Tommy Kramer, 1977-89 (3,648-248)

## HIGHEST ATTEMPTS/SACK RATIO, SEASON (QUALIFIERS)

31.2 Tommy Kramer, 1981 (593-19)  
21.9 Case Keenum, 2017 (481-22)  
21.3 Randall Cunningham, 1998 (425-20)

## PASS RECEIVING

### RECEPTIONS

#### MOST SEASONS, LEADING TEAM

10 Cris Carter, 1991-00  
4 Anthony Carter, 1987-90

## MOST CONSECUTIVE SEASONS, LEADING TEAM

10 Cris Carter, 1991-00  
4 Anthony Carter, 1987-90

### CAREER

1,004 Cris Carter, 1990-01  
587 Randy Moss, 1998-04, '10  
534 Adam Thielen, 2014-22  
498 Steve Jordan, 1982-94

### SEASON

128 **Justin Jefferson, 2022**  
122 Cris Carter, 1994  
Cris Carter, 1995  
113 Adam Thielen, 2018  
111 Randy Moss, 2003

### SEASON, ROOKIE

88 **Justin Jefferson, 2020**  
69 Randy Moss, 1998  
60 Percy Harvin, 2009

### GAME

15 Rickey Young, @ N.E., 12/16/79  
14 Cris Carter, @ Ari., 10/2/94  
Adam Thielen, vs. Buf., 9/23/18  
13 Stefon Diggs, vs. Det., 11/6/16  
Stefon Diggs, @ Wash., 11/13/16  
Stefon Diggs, @ Chi., 11/18/18  
**T.J. Hockenson, vs. NYG, 12/24/22**

### GAME, ROOKIE

9 Sammy White, vs. LA Rams, 9/19/76  
Sammy White, @ Mia., 12/11/76  
**Justin Jefferson, vs. Atl., 10/18/20**  
**Justin Jefferson, vs. Jax., 12/6/20**  
**Justin Jefferson, @ Det., 1/3/21**  
8 James Brim, @ Chi., 10/11/87  
Randy Moss, vs. G.B., 11/22/98  
Randy Moss, vs. Chi., 12/6/98  
Cordarrelle Patterson, at G.B., 11/24/13  
**Justin Jefferson, @ Chi, 11/16/20**  
**Justin Jefferson, vs. Chi., 12/20/20**

### GAME, OPPONENT

18 Keenan Allen, vs. LAC, 9/24/23  
14 Jerry Rice, @ S.F., 12/18/95  
13 James Wilder, @ T.B., 9/15/85  
Peerless Price, vs. Buf., 9/15/02

## MOST CONSECUTIVE GAMES, PASS RECEPTION

111 Cris Carter, 1991-98  
105 Anthony Carter, 1985-92  
Randy Moss, 1998-04, '10

## MOST SEASONS 50 OR MORE PASS RECEPTIONS

11 Cris Carter, 1991-01  
6 Ahmad Rashad, 1976-81  
Randy Moss, 1998-03  
Adam Thielen, 2016-18, '20-22  
5 Steve Jordan, 1985-86, '88, '91, '93  
Anthony Carter, 1988-91, '93

## YARDS

### MOST SEASONS LEADING TEAM

6 Randy Moss, 1998-03  
5 Anthony Carter, 1985, 1987-90  
Cris Carter, 1991-95

### MOST CONSECUTIVE SEASONS LEADING TEAM

6 Randy Moss, 1998-03

5 Cris Carter, 1991-95  
4 Gene Washington, 1967-70  
Anthony Carter, 1987-90

### CAREER

12,383 Cris Carter, 1990-01  
9,316 Randy Moss, 1998-04, '10  
7,635 Anthony Carter, 1985-93

### SEASON

1,771 **Justin Jefferson, 2022**  
1,632 Randy Moss, 2003  
1,509 **Justin Jefferson, 2021**  
1,437 Randy Moss, 2000  
1,413 Randy Moss, 1999  
1,400 **Justin Jefferson, 2020**

### SEASON, ROOKIE

1,400 **Justin Jefferson, 2020**  
1,313 Randy Moss, 1998  
906 Sammy White, 1976

### GAME

223 **Justin Jefferson, @ Det., 12/11/22**  
210 Sammy White, vs. Det., 11/7/76  
204 Randy Moss, @ Chi., 11/14/99  
202 Paul Flatley, @ S.F., 10/24/65  
Adam Thielen, @ G.B., 12/24/16  
201 Sidney Rice, vs. Det., 11/5/09

### GAME, ROOKIE

210 Sammy White, vs. Det., 11/7/76  
190 Randy Moss, @ G.B., 10/5/98  
175 **Justin Jefferson, vs. Ten., 9/27/20**

### GAME, OPPONENT

289 Jerry Rice, @ S.F., 12/18/95  
249 Alshon Jeffrey, vs. Chi., 12/1/13  
215 Keenan Allen, vs. LAC, 9/24/23  
207 Calvin Johnson, vs. Det., 11/11/12

## LONGEST PASS RECEPTION (ALL TDS)

99 Bernard Berrian (from G. Frerotte), vs. Chi., 11/30/08  
89 Charley Ferguson (from F. Tarkenton), @ Chi., 11/11/62  
97 Jarius Wright (from T. Bridgewater), vs. NYJ, 12/7/14 (OT)  
96 Bernard Berrian (from G. Frerotte), vs. Det., 10/12/08  
85 Gene Washington (from J. Kapp), vs. St.L., 10/8/67  
Qadry Ismail (from W. Moon), vs. Det., 9/10/95  
83 Gene Washington (from J. Kapp), vs. Bal., 9/28/69  
82 Jake Reed (from B. Johnson), @ Oak., 11/17/96  
Randy Moss (from D. Culpepper), @ Det., 12/19/04  
80 John Gilliam (from F. Tarkenton), vs. Hou., 10/13/74  
Matthew Hatchette (from J. George), vs. S.F., 10/24/99  
Michael Bennett (from T. Bouman), @ Pit., (12/2/01)  
Koren Robinson (from B. Johnson), @ Det., 12/4/05

## MOST SEASONS, 1,000+ YARDS PASS RECEIVING

8 Cris Carter, 1993-00  
6 Randy Moss, 1998-03  
4 Jake Reed, 1994-97

## MOST GAMES, 100+ YARDS, CAREER

41 Randy Moss, 1998-04

# VIKINGS INDIVIDUAL RECORDS

|           |                                |
|-----------|--------------------------------|
| 40        | Cris Carter, 1990-01           |
| <b>27</b> | <b>Justin Jefferson, 2020-</b> |
| 22        | Anthony Carter, 1985-93        |
| 21        | Adam Thielen, 2014-22          |

## MOST GAMES, 100+ YARDS, SEASON

|   |                               |
|---|-------------------------------|
| 9 | Adam Thielen, 2018            |
|   | <b>Justin Jefferson, 2022</b> |
| 8 | Randy Moss, 2000              |
|   | Randy Moss, 2003              |
| 7 | Randy Moss, 1999              |
|   | Randy Moss, 2002              |
|   | <b>Justin Jefferson, 2020</b> |
|   | <b>Justin Jefferson, 2021</b> |

## MOST CONSECUTIVE GAMES, 100+ YARDS

|   |                    |
|---|--------------------|
| 8 | Adam Thielen, 2018 |
| 4 | Jake Reed, 1997    |
|   | Cris Carter, 1999  |
|   | Randy Moss, 2000   |
|   | Randy Moss, 2003   |

## AVERAGE GAIN

### CAREER (200 RECEPTIONS)

|      |                                     |
|------|-------------------------------------|
| 16.8 | Hassan Jones, 1986-92 (222-3,733)   |
| 16.3 | Sammy White, 1976-86 (393-6,400)    |
| 16.0 | Paul Flatley, 1963-67 (202-3,222)   |
|      | Anthony Carter, 1985-93 (478-7,635) |

### SEASON (25 RECEPTIONS)

|      |                               |
|------|-------------------------------|
| 24.3 | Anthony Carter, 1987 (38-923) |
| 22.2 | John Gilliam, 1974 (26-577)   |
| 22.0 | John Gilliam, 1972 (47-1,034) |

### GAME (3 RECEPTIONS)

|      |  |
|------|--|
| 54.3 | Randy Moss, @ Dal., 11/26/98 (3-163)   |
| 53.0 | Leo Lewis, @ Was., 11/2/86 (3-159)     |
| 44.0 | Hassan Jones, @ Dal., 11/13/88 (3-132) |

## TOUCHDOWNS

### CAREER

|     |                          |
|-----|--------------------------|
| 110 | Cris Carter, 1990-01     |
| 92  | Randy Moss, 1998-04, '10 |
| 55  | Adam Thielen, 2014-22    |
| 52  | Anthony Carter, 1985-93  |
| 50  | Sammy White, 1976-86     |

### SEASON

|    |                    |
|----|--------------------|
| 17 | Cris Carter, 1995  |
|    | Randy Moss, 1998   |
|    | Randy Moss, 2003   |
| 15 | Randy Moss, 2000   |
| 14 | Adam Thielen, 2020 |
| 13 | Cris Carter, 1997  |
|    | Cris Carter, 1999  |
|    | Randy Moss, 2004   |

### SEASON, ROOKIE

|          |                               |
|----------|-------------------------------|
| 17       | Randy Moss, 1998              |
| 10       | Sammy White, 1976             |
| <b>7</b> | <b>Justin Jefferson, 2020</b> |
| <b>7</b> | <b>Jordan Addison, 2023</b>   |

### GAME

|   |                                    |
|---|------------------------------------|
| 4 | Ahmad Rashad, vs. S.F., 9/2/79     |
| 3 | Jerry Reichow, @ Chi., 12/17/61    |
|   | Charley Ferguson, @ Chi., 11/11/62 |
|   | Gene Washington, vs. Cle., 11/9/69 |
|   | Sammy White, @ Mia., 12/11/76      |
|   | Sammy White, vs. Chi., 11/28/82    |

|  |                                     |
|--|-------------------------------------|
|  | Cris Carter, vs. Mia., 9/25/94      |
|  | Cris Carter, vs. Ind., 12/21/97     |
|  | Randy Moss, @ Dal., 11/26/98        |
|  | Randy Moss, vs. Chi., 12/6/98       |
|  | Cris Carter, @ Chi., 11/14/99       |
|  | Randy Moss, @ Det., 10/1/00         |
|  | Randy Moss, vs. NYG, 11/19/01       |
|  | Randy Moss, vs. S.F., 9/28/03       |
|  | Marcus Robinson, vs. Cle., 11/27/05 |
|  | Stefon Diggs, vs. Phil., 10/13/19   |

### GAME, OPPONENT

|   |   |
|---|---|
| 3 | Many times, last by Jordan Cameron, vs. Cle., 9/22/13 |
|---|---|

### MOST CONSECUTIVE GAMES, TOUCHDOWN

|   |                      |
|---|----------------------|
| 7 | Randy Moss, 1998     |
|   | Cris Carter, 1999    |
| 6 | Cris Carter, 1996-97 |
|   | Cris Carter, 1998-99 |

## RUSHING - RECEIVING

### MOST SEASONS LEADING TEAM

|   |   |
|---|---|
| 7 | Adrian Peterson, 2007-10, 2012-13, 2015 |
| 6 | Chuck Foreman, 1973-78                  |

### MOST CONSECUTIVE SEASONS LEADING TEAM

|   |                          |
|---|--------------------------|
| 6 | Chuck Foreman, 1973-78   |
| 4 | Adrian Peterson, 2007-10 |
| 3 | Bill Brown, 1964-66      |
|   | Ted Brown, 1980-82       |
|   | Anthony Carter, 1987-89  |
|   | Cris Carter, 1993-95     |

## ATTEMPTS

### CAREER

|       |   |
|-------|---|
| 2,659 | Adrian Peterson, 2007-16 (ru-2,418, re-241) |
| 1,911 | Bill Brown, 1962-74 (ru-1,627, re-284)      |
| 1,865 | Chuck Foreman, 1973-79 (ru-1,529, re-336)   |

### SEASON

|     |                                       |
|-----|---------------------------------------|
| 388 | Adrian Peterson, 2012 (ru-348, re-40) |
| 384 | Adrian Peterson, 2008 (ru-363, re-21) |
| 357 | Ted Brown, 1981 (ru-274, re-83)       |
|     | Adrian Peterson, 2009 (ru-314, re-43) |
|     | Adrian Peterson, 2015 (ru-327, re-30) |

### SEASON, ROOKIE

|     |                                       |
|-----|---------------------------------------|
| 257 | Adrian Peterson, 2007 (ru-238, re-19) |
| 219 | Chuck Foreman, 1973 (ru-182, re-37)   |
| 218 | Alfred Anderson, 1984 (ru-201, re-17) |

### GAME

|    |   |
|----|---|
| 39 | Ted Brown, vs. T.B., 11/8/81 (ru-31, re-8)        |
| 38 | Dalvin Cook, vs. Jax., 12/6/20 (ru-32, re-6)      |
| 37 | Chuck Foreman, vs. S.D., 11/23/75 (ru-33, re-4)   |
|    | Adrian Peterson, vs. Chi., 12/1/13 (ru-35, re-2)  |
| 35 | Chuck Foreman, vs. NYJ, 10/12/75 (ru-25, re-9)    |
|    | Scottie Graham, vs. K.C., 12/26/93 (ru-33, re-2)  |
|    | Adrian Peterson, vs. G.B., 12/30/12 (ru-34, re-1) |

### CONSECUTIVE ATTEMPTS WITHOUT FUMBLE

|     |                               |
|-----|-------------------------------|
| 532 | Robert Smith, 9/8/96-10/25/98 |
| 399 | Ted Brown, 10/18/81-9/8/83    |

## YARDS

### CAREER

|        |  |
|--------|--|
| 13,692 | Adrian Peterson, 2007-16 (ru-11,747, re-1,945) |
| 12,407 | Cris Carter, 1990-01 (ru-24, re-12,383)        |

|       |   |
|-------|---|
| 9,475 | Randy Moss, 1998-04, '10 (ru-159, re-9,316) |
| 8,936 | Chuck Foreman, 1973-79 (ru-5,879, re-3,057) |
| 8,934 | Bill Brown, 1962-74 (ru-5,757, re-3,177)    |

### SEASON

|       |  |
|-------|--|
| 2,314 | Adrian Peterson, 2012 (ru-2,097, re-217) |
| 1,918 | Dalvin Cook, 2020 (ru-1,557, re-361)     |
| 1,885 | Adrian Peterson, 2008 (ru-1,760, re-125) |
| 1,163 | Robert Smith, 2000 (ru-1,521, re-348)    |

### SEASON, ROOKIE

|       |  |
|-------|--|
| 1,609 | Adrian Peterson, 2007 (ru-1,341, re-268) |
| 1,317 | Randy Moss, 1998 (re-1,313, ru-4)        |
| 1,163 | Chuck Foreman, 1973 (ru-801, re-362)     |

### GAME

|     |  |
|-----|--|
| 315 | Adrian Peterson, vs. S.D., 11/4/07 (ru-296, re-19) |
| 265 | Chuck Foreman, @ Phi., 10/24/76 (ru-200, re-65)    |
| 256 | Darrin Nelson, vs. G.B., 11/13/83 (ru-119, re-137) |

## PUNTING

### PUNTS

### CAREER

|     |                       |
|-----|-----------------------|
| 720 | Greg Coleman, 1978-87 |
| 623 | Chris Kluwe, 2005-12  |
| 386 | Mitch Berger, 1996-01 |

### SEASON

|    |                     |
|----|---------------------|
| 93 | Chris Kluwe, 2006   |
| 91 | Greg Coleman, 1983  |
| 90 | Greg Coleman, 1979  |
|    | Harry Newsome, 1993 |

### SEASON, ROOKIE

|    |                          |
|----|--------------------------|
| 75 | Jeff Locke, 2013         |
| 73 | Neil Clabo, 1975         |
|    | <b>Ryan Wright, 2022</b> |

### GAME

|    |                                  |
|----|----------------------------------|
| 12 | Greg Coleman, @ G.B., 11/21/82   |
| 11 | Bucky Scribner, @ Cle., 12/17/89 |
| 10 | Neil Clabo, @ Det., 9/26/76      |
|    | Greg Coleman, vs. Buf., 12/9/79  |
|    | Mike Saxon, vs. G.B., 10/20/94   |
|    | Chris Kluwe, @ G.B., 12/21/06    |
|    | Chris Kluwe, vs. NYG, 12/13/10   |

### GAME, OPPONENT

|    |                                 |
|----|---------------------------------|
| 12 | Tom Blanchard, @ N.O., 11/16/75 |
| 11 | King Hill, @ Stl., 10/19/69     |

### LONGEST PUNT

|    |                                 |
|----|---------------------------------|
| 84 | Harry Newsome, @ Pit., 12/20/92 |
| 77 | Mike Mercer, @ G.B., 9/16/62    |

### LONGEST PUNT, OPPONENT

|    |                                 |
|----|---------------------------------|
| 82 | Tommy Davis, @ S.F., 9/30/62    |
| 75 | Boyd Dowler, vs. G.B., 10/22/61 |

## AVERAGE GROSS YARDS

### CAREER (200 PUNTS)

|      |                                     |
|------|-------------------------------------|
| 44.4 | Chris Kluwe, 2005-12 (623-27,683)   |
| 43.8 | Harry Newsome, 1990-93 (308-13,501) |
| 43.5 | Mitch Berger, 1996-01 (386-16,795)  |

### SEASON (QUALIFIERS)

|             |                                     |
|-------------|-------------------------------------|
| 47.6        | Chris Kluwe, 2008 (73-3,473)        |
| <b>47.4</b> | <b>Ryan Wright, 2022 (73-3,457)</b> |

# VIKINGS INDIVIDUAL RECORDS

46.5 Jordan Berry, 2021 (78-3,624)

Chris Kluwe, vs. Atl., 9/9/07  
 Jeff Locke, vs. G.B., 9/18/16  
 Ryan Quigley, vs. Chi., 12/31/17

5 Billy Butler, vs. Bal., 11/17/63  
 Anthony Carter, vs. T.B., 9/30/90  
 Greg Camarillo, @ NYJ, 10/11/10  
 Marcus Sherels, vs. Chi., 1/1/12  
 Marcus Sherels, @ Chi., 12/9/12

## SEASON, ROOKIE

47.4 **Ryan Wright, 2022 (73-3,457)**  
 46.4 Bobby Walden, 1964 (72-3,341)  
 44.2 Jeff Locke, 2013 (75-3,316)

## GAME (4 PUNTS)

57.5 Chris Kluwe, @ Det., 9/16/07 (4-230)  
 56.3 Jeff Locke, vs. Ariz., 11/20/16 (4-225)  
 55.8 Mitch Berger, vs. Cin., 11/15/98 (4-223)

## GAME, OPPONENT (4 PUNTS)

54.9 Mike Scifres, vs. S.D., 11/4/07  
 54.8 Tom Rouen, @ Den., 10/31/99

## AVERAGE NET YARDS

## CAREER (200 PUNTS)

38.8 Jeff Locke, 2013-16 (290-11,261)  
 38.2 Bobby Walden, 1964-67 (258-9,856)  
 37.3 Chris Kluwe, 2005-12 (623-23,210)

## SEASON

42.6 Britton Colquitt, 2019 (62-2,802)  
 42.5 **Ryan Wright, 2022 (73-3,457)**  
 41.8 Bobby Walden, 1964 (72-3,010)

## GAME (4 PUNTS)

51.8 Matt Wile, vs. Chi., 12/30/18 (5-257)  
 48.3 Mitch Berger, vs. Cin., 11/15/98 (4-193)  
 48.0 Jeff Locke, @ Det., 12/24/16 (4-195)

## GAME, OPPONENT (4 PUNTS)

48.8 Britton Colquitt, vs. Den., 12/4/11 (6-293)

## HAD BLOCKED

## CAREER

3 Greg Coleman, 1978-87  
 2 Many Players

## SEASON

2 Mike Mercer, 1961  
 Neil Clabo, 1975  
 Mike Wood, 1978  
 Bucky Scribner, 1988  
 Mitch Berger, 1996  
 Britton Colquitt, 2020

## MOST CONSECUTIVE PUNTS, NONE BLOCKED

565 Greg Coleman, 1979-87

## INSIDE 20

## CAREER

198 Chris Kluwe, 2005-12  
 155 Greg Coleman, 1978-87  
 109 Mitch Berger, 1996-01

## SEASON

34 Jeff Locke, 2016  
 Chris Kluwe, 2007  
 32 Chris Kluwe, 2010

## GAME

6 **Ryan Wright, at Mia., 10/16/22**  
 5 Fred Cox, vs. LA Rams, 11/3/63  
 Mike Saxon, vs. N.O., 11/6/94  
 Mitch Berger, @ Chi., 9/15/96  
 Mitch Berger, @ Ind., 12/24/00

## FEWEST TOUCHBACKS IN A SEASON (MIN. 30 PUNTS)

0 Ryan Quigley, 2017  
 Britton Colquitt, 2019  
 1 King Hill, 1968  
**Ryan Wright, 2022**

## PUNT RETURNS

## MOST SEASONS LEADING TEAM

8 Marcus Sherels, 2011-18  
 5 Charlie West, 1968-72  
 Leo Lewis, 1987-91  
 David Palmer, 1994-98

## MOST CONSECUTIVE SEASONS LEADING TEAM

8 Marcus Sherels, 2011-18  
 5 Charlie West, 1968-72  
 Leo Lewis, 1987-91  
 David Palmer, 1994-98

## RETURNS

## CAREER

237 Marcus Sherels, 2011-19  
 194 Leo Lewis, 1981-91  
 162 David Palmer, 1994-00

## SEASON

58 Leo Lewis, 1988  
 48 Kevin Miller, 1978  
 47 Manfred Moore, 1977

## SEASON, ROOKIE

48 Kevin Miller, 1978  
 35 Keenan Howry, 2003  
 30 Leonard Willis, 1976  
 David Palmer, 1994

## GAME

8 Kevin Miller, @ LA Rams, 12/2/79  
 7 Manfred Moore, vs. G.B., 10/2/77  
 Kevin Miller, vs. Buf., 12/9/79  
 Nate Jacquet, vs. Chi., 11/25/01  
 Greg Camarillo, vs. Ari., 11/7/10  
 Marcus Sherels, vs. Chi., 12/31/17

## GAME, OPPONENT

8 Phillip Epps, @ G.B., 11/21/82  
 7 Johnnie Gray, @ G.B., 11/21/76  
 Robbie Martin, vs. Det., 10/21/84  
 Evan Cooper, @ Phi., 12/1/85  
 Charles Woodson, @ G.B., 12/21/06

## FAIR CATCHES

## CAREER

173 Marcus Sherels, 2011-19  
 96 David Palmer, 1994-00  
 91 Leo Lewis, 1981-91  
 76 Bobby Bryant, 1967-80

## SEASON

27 Leo Lewis, 1989  
 Marcus Sherels, 2012  
 Marcus Sherels, 2013

## GAME

## GAME, OPPONENT

6 Bobby Engram, @ Chi., 9/15/96

## YARDS GAINED

## CAREER

2,480 Marcus Sherels, 2011-19  
 1,812 Leo Lewis, 1981-91  
 1,610 David Palmer, 1994-00

## SEASON

550 Leo Lewis, 1988  
 446 Leo Lewis, 1989  
 444 David Palmer, 1997

## SEASON, ROOKIE

247 Keenan Howry, 2003  
 239 Kevin Miller, 1978  
 212 Eric Gulliford, 1993

## GAME

119 Marcus Sherels, @ NYC, 10/21/13  
 116 Marcus Sherels, vs. Mia., 12/16/18  
 107 Charlie West, vs. Was., 11/3/68

## GAME, OPPONENT

176 Reggie Bush, @ N.O., 10/6/08  
 131 Dexter Carter, @ S.F., 10/3/93  
 126 Dexter Carter, @ S.F., 12/18/95

## LONGEST PUNT RETURN

98 Charlie West, vs. Was., 11/3/68 (td)  
 91 Nate Burleson, @ Ind., 11/8/04 (td)  
 86 Marcus Sherels, @ NYC, 10/21/13 (td)  
 82 Bernard Berrian, @ Ari., 12/14/08 (td)  
 81 Hugh McElhenny, @ Chi., 12/17/61 (td)  
 Bob Grim, vs. NYG, 11/5/67  
 79 Marcus Sherels, vs. Hou., 10/9/16 (td)  
 78 Leo Lewis, vs. Atl., 11/22/87 (td)  
 77 Marcus Sherels, @ Det., 9/30/12 (td)  
 76 Ed Sharockman, vs. LA Rams, 10/16/66

## LONGEST PUNT RETURN, OPPONENT (ALL TDs)

93 Micah Hyde, vs. G.B., 10/27/13  
 89 Devin Hester, @ Chi., 10/14/07  
 87 Eddie Payton, @ Det., 12/17/77

## AVERAGE YARDAGE

## CAREER (50 RETURNS)

10.4 Marcus Sherels, 2011-19 (236-2,466)  
 Mewelde Moore, 2004-07 (74-768)  
 9.9 David Palmer, 1994-00 (162-1,610)  
 Bill Butler, 1963-64 (55-545)

## SEASON (QUALIFIERS)

15.2 Marcus Sherels, 2013 (22-335)  
 13.9 Marcus Sherels, 2016 (21-292)  
 13.2 David Palmer, 1995 (26-342)

## SEASON, ROOKIE (QUALIFIERS)

10.4 Tommy Mason, 1961 (14-146)  
 10.0 Charlie West, 1968 (20-201)  
 7.9 Nick Davis, 2002 (24-190)

# VIKINGS INDIVIDUAL RECORDS

## GAME (3 RETURNS)

|      |   |
|------|---|
| 35.6 | Nick Davis, 2002 (24-190)               |
| 29.8 | Marcus Sherels, @ NYG, 10/21/13 (4-119) |
| 29.0 | Mewelde Moore, @ NYG, 11/13/05 (3-87)   |

## GAME, OPPONENT (3 RETURNS)

|      |                                     |
|------|-------------------------------------|
| 35.2 | Reggie Bush @ N.O., 10/6/08 (5-176) |
|------|-------------------------------------|

## TOUCHDOWNS

### CAREER

|   |                                     |
|---|-------------------------------------|
| 5 | Reggie Bush @ N.O., 10/6/08 (5-176) |
| 2 | David Palmer, 1994-00               |
|   | Mewelde Moore, 2004-07              |
| 1 | Billy Butler, 1962-64               |
|   | Leo Lewis, 1981-91                  |
|   | Hugh McElhenny, 1961-62             |
|   | Charlie West, 1968-73               |
|   | Randy Moss, 1998-04, '10            |
|   | Nate Burleson, 2003-05              |
|   | Bernard Berrian, 2008-11            |

### SEASON

|   |                       |
|---|-----------------------|
| 2 | Marcus Sherels, 2016  |
| 1 | Hugh McElhenny, 1961  |
|   | Billy Butler, 1963    |
|   | Charlie West, 1968    |
|   | Leo Lewis, 1987       |
|   | David Palmer, 1995    |
|   | David Palmer, 1996    |
|   | Randy Moss, 1999      |
|   | Nate Burleson, 2004   |
|   | Mewelde Moore, 2005   |
|   | Mewelde Moore, 2006   |
|   | Bernard Berrian, 2008 |
|   | Marcus Sherels, 2012  |
|   | Marcus Sherels, 2013  |
|   | Marcus Sherels, 2015  |

### GAME

|   |   |
|---|---|
| 1 | Hugh McElhenny, 81 yds., @ Chi., 12/17/61 |
|   | Billy Butler, 60 yds, vs. S.F., 9/29/63   |
|   | Charlie West, 98 yds, vs. Was., 11/3/68   |
|   | Leo Lewis, 78 yds, vs. Atl., 11/22/87     |
|   | David Palmer, 74 yds, @ Det., 11/23/95    |
|   | David Palmer, 69 yds, @ NYG, 9/29/96      |
|   | Randy Moss, 64 yds, @ K.C., 12/12/99      |
|   | Nate Burleson, 91 yds, @ Ind., 11/8/04    |
|   | Mewelde Moore, 71 yds, @ NYG, 11/13/05    |
|   | Mewelde Moore, 71 yds, vs. N.E., 10/30/06 |
|   | Bernard Berrian, 82 yds, @ Ari., 12/14/08 |
|   | Marcus Sherels, 77 yds, @ Det., 12/30/12  |
|   | Marcus Sherels, 86 yds, @ NYG, 10/21/13   |
|   | Marcus Sherels, 65 yds, @ Chi., 11/1/15   |
|   | Marcus Sherels, 54 yds, @ Car., 9/25/16   |
|   | Marcus Sherels, 79 yds, vs. Hou., 10/9/16 |

## GAME, OPPONENT

|   |   |
|---|---|
| 2 | Reggie Bush, 71 & 64 yds, @ N.O., 10/6/08 |
|---|---|

## KICKOFF RETURNS

### MOST SEASONS LEADING TEAM

|   |                                     |
|---|-------------------------------------|
| 5 | Darrin Nelson, 1983-84, '89, '91-92 |
| 4 | Darrin Nelson, 1983-84, '89, '91-92 |
|   | Percy Harvin, 2009-12               |
|   | Cordarrelle Patterson, 2013-16      |

### MOST CONSECUTIVE SEASONS LEADING

|   |                       |
|---|-----------------------|
| 4 | Qadry Ismail, 1993-96 |
|   | Percy Harvin, 2009-12 |

|   |                                |
|---|--------------------------------|
| 3 | Cordarrelle Patterson, 2013-16 |
|   | Billy Butler, 1962-64          |
|   | Brent McClanahan, 1973-75      |

## RETURNS

### CAREER

|     |                           |
|-----|---------------------------|
| 159 | Brent McClanahan, 1973-75 |
| 147 | Qadry Ismail, 1993-96     |
| 145 | David Palmer, 1994-00     |

### SEASON

|    |                              |
|----|------------------------------|
| 53 | Eddie Payton, 1980           |
|    | George "Buster" Rhymes, 1985 |
| 50 | David Palmer, 1998           |

### GAME

|   |                                    |
|---|------------------------------------|
| 9 | Nate Jacquet, @ Phi., 11/11/01     |
| 8 | Qadry Ismail, @ Det., 11/23/95     |
|   | Troy Walters, vs. G.B., 12/17/00   |
|   | Troy Walters, @ N.O., 10/7/01      |
|   | Nate Jacquet, vs. Jax., 12/23/01   |
|   | Bethel Johnson, vs. Stl., 12/31/06 |
|   | Lorenzo Booker, vs. Chi., 12/20/10 |

## GAME, OPPONENT

|   |                                   |
|---|-----------------------------------|
| 8 | Vernon Turner, @ T.B., 10/30/94   |
|   | Tyrone Hughes, @ N.O., 11/19/95   |
|   | Roell Preston, @ G.B., 10/5/98    |
|   | Corey Harris, @ Bal., 12/13/98    |
|   | Charlie Rogers, vs. Buf., 9/15/02 |
|   | Ahmad Bradshaw, @ NYG, 11/25/07   |
|   | Domenik Hixon, vs. NYG, 1/3/10    |

## YARDS

### CAREER

|       |                                 |
|-------|---------------------------------|
| 4,075 | Cordarrelle Patterson, 2013-16  |
| 3,263 | Darrin Nelson, 1982-89, 1991-92 |
| 3,274 | David Palmer, 1994-00           |

### SEASON

|       |                             |
|-------|-----------------------------|
| 1,393 | Cordarrelle Patterson, 2013 |
| 1,345 | Buster Rhymes, 1985         |
| 1,221 | Koren Robinson, 2005        |

### GAME

|     |   |
|-----|---|
| 237 | Nate Jacquet, @ Phi., 11/11/01            |
| 228 | Cordarrelle Patterson, vs. G.B., 10/27/13 |
| 225 | Bethel Johnson, vs. Stl., 12/31/06        |

## GAME, OPPONENT

|     |                                |
|-----|--------------------------------|
| 256 | Roell Preston, @ G.B., 10/5/98 |
| 249 | Devin Hester, @ Chi., 9/15/13  |
| 243 | Corey Harris, @ Bal., 12/13/98 |

### LONGEST KICKOFF RETURN

|     |   |
|-----|---|
| 109 | Cordarrelle Patterson, vs. G.B., 10/27/13 (td)  |
| 105 | Percy Harvin, @ Det., 9/30/12 (td)              |
|     | Cordarrelle Patterson, @ Chi., 9/15/13 (td)     |
| 104 | Aundrae Allison, vs. Det., 12/2/07 (td)         |
|     | Percy Harvin, @ Atl., 11/27/11                  |
|     | Cordarrelle Patterson, vs. Ariz., 11/20/16 (td) |
| 103 | Percy Harvin, @ S.D., 9/11/11 (td)              |
| 101 | Lance Rentzel, vs. Bal., 11/14/65 (td)          |
|     | Percy Harvin, vs. S.F., 9/27/09 (td)            |
|     | Cordarrelle Patterson, vs. Sea., 12/6/15 (td)   |

### LONGEST KICKOFF RETURN, OPPONENT (ALL TDS)

|     |   |
|-----|---|
| 104 | Cordarrelle Patterson, @ Chi., 11/16/20 |
| 103 | Abe Woodson, @ S.F., 9/29/63            |
| 101 | Don McCall, @ Pit., 11/23/69            |

|  |                                |
|--|--------------------------------|
|  | Dave Hampton, @ G.B., 10/4/70  |
|  | Roell Preston, @ G.B., 10/5/98 |

## AVERAGE YARDAGE

### CAREER (75 RETURNS)

|      |  |
|------|--|
| 30.4 | Cordarrelle Patterson, 2013-16 (134-4,075) |
| 27.9 | Percy Harvin, 2009-12 (114-3,183)          |
| 25.5 | Charlie West, 1968-73 (78-1,991)           |

### SEASON (QUALIFIERS)

|      |  |
|------|--|
| 32.4 | Cordarrelle Patterson, 2013 (43-1,393) |
| 31.8 | Cordarrelle Patterson, 2015 (32-1,019) |
| 31.7 | Cordarrelle Patterson, 2016 (25-792)   |

### GAME (3 RETURNS)

|      |   |
|------|---|
| 49.7 | Cordarrelle Patterson, 2016 (25-792)              |
| 48.0 | Aundrae Allison, vs. Det., 12/2/07 (3-144)        |
| 45.6 | Cordarrelle Patterson, vs. G.B., 10/27/13 (5-228) |

## GAME, OPPONENT (3 RETURNS)

|      |   |
|------|---|
| 57.0 | Cordarrelle Patterson, vs. G.B., 10/27/13 (5-228) |
| 49.8 | Devin Hester, @ Chi., 9/15/13 (5-249)             |

## TOUCHDOWNS

### CAREER

|   |                                |
|---|--------------------------------|
| 5 | Percy Harvin, 2009-12          |
| 5 | Cordarrelle Patterson, 2013-16 |
| 3 | <b>Kene Nwangwu, 2021-</b>     |

### SEASON

|   |                             |
|---|-----------------------------|
| 2 | Percy Harvin, 2009          |
|   | Cordarrelle Patterson, 2013 |
|   | Cordarrelle Patterson, 2015 |
|   | <b>Kene Nwangwu, 2021</b>   |

### GAME

|   |  |
|---|--|
| 1 | Bill Brown, 78 yds, @ LA Rams, 10/20/63            |
|   | Lance Rentzel, 101 yds, vs. Bal., 11/14/65         |
|   | Clint Jones, 96 yds, vs. NYG, 11/5/67              |
|   | Keith Nord, 70 yds, @ Was., 11/2/80                |
|   | Eddie Payton, 99 yds, vs. Oak., 9/14/81            |
|   | Herschel Walker, 93 yds, @ Phi., 11/19/89          |
|   | David Palmer, 88 yds, @ Bal., 12/13/98             |
|   | Robert Tate, 76 yds, @ K.C., 12/12/99              |
|   | Moe Williams, 85 yds, @ NYG, 12/26/99              |
|   | Koren Robinson, 86 yds, @ NYG, 11/13/05            |
|   | Audrae Allison, 104 yds, vs. Det., 12/2/07         |
|   | Percy Harvin, 101 yds, vs. S.F., 9/27/09           |
|   | Percy Harvin, 88 yds, @ Pit., 10/25/09             |
|   | Percy Harvin, 95 yds, vs. Dal., 10/17/10           |
|   | Percy Harvin, 103 yds, @ S.D., 9/11/11             |
|   | Percy Harvin, 105 yds, @ Det., 9/30/12             |
|   | Cordarrelle Patterson, 105 yds, @ Chi., 9/15/13    |
|   | Cordarrelle Patterson, 109 yds, vs. G.B., 10/27/13 |
|   | Cordarrelle Patterson, 93 yds, @ Oak., 11/15/15    |
|   | Cordarrelle Patterson, 101 yds, vs. Sea., 12/6/15  |
|   | Cordarrelle Patterson, 104 yds, vs. Ari., 11/20/16 |
|   | <b>Kene Nwangwu, 98 yds, @ Bal., 11/7/21</b>       |
|   | <b>Kene Nwangwu, 99 yds, @ S.F., 11/28/21</b>      |
|   | <b>Kene Nwangwu, 97 yds, vs. N.E., 11/24/22</b>    |

## GAME, OPPONENT

|   |  |
|---|--|
| 1 | Many times, last by Cordarrelle Patterson, at Chi., 11/16/20 |
|---|--|

# VIKINGS INDIVIDUAL RECORDS

## COMBINED KICK RETURNS

### MOST RETURNS

#### CAREER

|     |                                       |
|-----|---------------------------------------|
| 307 | David Palmer, 1994-00 (p-162, k-145)  |
| 284 | Marcus Sherels, 2010-18 (p-231, k-53) |
| 202 | Leo Lewis, 1981-91 (p-194, k-8)       |

#### SEASON

|    |                                 |
|----|---------------------------------|
| 88 | Kevin Miller, 1978 (p-48, k-40) |
| 87 | Eddie Payton, 1980 (p-34, k-53) |
| 78 | David Palmer, 1998 (p-28, k-50) |

#### GAME

|    |  |
|----|--|
| 11 | David Palmer, vs. G.B., 12/1/97 (p-5, k-6)   |
| 10 | Darrin Nelson, vs. Chi., 11/25/84 (p-3, k-7) |

#### GAME, OPPONENT

|    |   |
|----|---|
| 10 | Tyrone Hughes, vs. Chi., 11/9/97 (p-5, k-5) |
|----|---|

### YARDS GAINED

#### CAREER

|       |  |
|-------|--|
| 4,884 | David Palmer, 1994-00, (p-1,610, k-3,274)        |
| 4,075 | Cordarrelle Patterson, 2013-16 (k-4,075)         |
| 3,932 | Darrin Nelson, 1982-89, 1991-92 (p-313, k-3,619) |

#### SEASON

|       |  |
|-------|--|
| 1,465 | David Palmer, 1998 (p-289, k-1,176)        |
| 1,435 | Eddie Payton, 1980 (p-251, k-1,184)        |
| 1,393 | Cordarrelle Patterson, 2013 (p-0, k-1,393) |

#### GAME

|     |  |
|-----|--|
| 237 | Nate Jacquet, @ Phi., 11/11/01 (p-0, k-237)            |
| 228 | Cordarrelle Patterson, vs. G.B., 10/27/13 (p-0, k-228) |
| 225 | Bethel Johnson, vs. Stl., 12/31/06 (p-0, k-225)        |

#### GAME, OPPONENT

|     |  |
|-----|--|
| 289 | Eddie Payton, @ Det., 12/17/77 (p-105, k-184z) |
|-----|--|

### TOUCHDOWNS

#### CAREER

|   |   |
|---|---|
| 5 | Marcus Sherels, 2010-18 (p-5, k-0)<br>Cordarrelle Patterson, 2013-16 (p-0, k-5)<br>Percy Harvin, 2009-12 (p-0, k-5) |
| 3 | David Palmer, 1994-00 (p-2, k-1)<br><b>Kene Nwangwu, 2021- (p-0, k-3)</b>   |

#### SEASON

|   |  |
|---|--|
| 2 | Percy Harvin, 2009 (k-2)<br>Cordarrelle Patterson, 2013 (k-2)<br>Cordarrelle Patterson, 2015 (k-2)<br>Marcus Sherels, 2016 (p-2) |
|---|--|

#### GAME

|   |  |
|---|--|
| 1 | Many times, last by Cordarrelle Patterson, vs. Ariz., 11/20/16 |
|---|--|

#### GAME, OPPONENT

|   |   |
|---|---|
| 2 | Eddie Payton, @ Det., 12/17/77 (p-1, k-1)<br>Reggie Bush, @ N.O., 10/6/08 (p-2) |
|---|---|

## COMBINED NET YARDS

RUSHING, RECEIVING, INTERCEPTION RETURNS, KICKOFF RETURNS, PUNT RETURNS AND FUMBLE RETURNS

### MOST SEASONS LEADING TEAM

|   |   |
|---|---|
| 6 | Chuck Foreman, 1973-78  |
| 4 | Bill Brown, 1964-66, 1968<br>Adrian Peterson, 2007-08, 2012, 2015 |

### CONSECUTIVE SEASONS LEADING TEAM

|   |   |
|---|---|
| 6 | Chuck Foreman, 1973-78                    |
| 3 | Many times, last by Percy Harvin, 2009-11 |

### ATTEMPTS

#### CAREER

|       |                          |
|-------|--------------------------|
| 2,676 | Adrian Peterson, 2007-16 |
| 1,931 | Bill Brown, 1962-74      |
| 1,867 | Chuck Foreman, 1973-79   |

#### SEASON

|     |   |
|-----|---|
| 388 | Adrian Peterson, 2012   |
| 385 | Adrian Peterson, 2008   |
| 357 | Ted Brown, 1981<br>Adrian Peterson, 2009<br>Adrian Peterson, 2015 |

#### GAME

|    |  |
|----|--|
| 39 | Ted Brown vs. T.B., 11/8/81 (ru-31, re-8)  |
| 37 | Chuck Foreman vs. S.D., 11/23/75 (ru-33, re-4)<br>Adrian Peterson, vs. Chi., 12/1/13 (ru-35, re-2) |

### YARDS

#### CAREER

|        |                                 |
|--------|---------------------------------|
| 14,210 | Adrian Peterson, 2007-16        |
| 12,410 | Cris Carter, 1990-01            |
| 10,365 | Darrin Nelson, 1982-89, 1991-92 |

#### SEASON

|       |  |
|-------|--|
| 2,314 | Adrian Peterson, 2012 (ru-2,097, re-217)               |
| 2,081 | Percy Harvin, 2009 (ru-135, re-790, rt-1,156)          |
| 2,051 | Herschel Walker, 1990 (ru-770, re-315, rt-966)         |
| 2,021 | Adrian Peterson, 2007 (ru-1,341, re-268, rt-412)       |
| 2,020 | Cordarrelle Patterson, 2013 (ru-158, re-469, rt-1,393) |

#### SEASON, ROOKIE

|       |  |
|-------|--|
| 2,081 | Percy Harvin, 2009 (ru-135, re-790, rt-1,156)          |
| 2,021 | Adrian Peterson, 2007 (ru-1,341, rt-412, re-268)       |
| 2,020 | Cordarrelle Patterson, 2013 (ru-158, re-469, rt-1,393) |

#### GAME

|     |   |
|-----|---|
| 361 | Adrian Peterson, @ Chi., 10/14/07 (ru-224, rt-128, re-9)  |
| 315 | Adrian Peterson, vs. S.D., 11/4/07 (ru-296, re-19)        |
| 278 | Darrin Nelson, vs. G.B., 11/13/83 (ru-119, re-137, rt-22) |

## INTERCEPTIONS BY

### MOST SEASONS LEADING TEAM

|   |   |
|---|---|
| 6 | <b>Harrison Smith, 2012, '14, '17, '18, '20, '22</b>  |
| 4 | Ed Sharockman, 1962-63, 1965, 1970<br>Bobby Bryant, 1969, 1973, 1977-78<br>Joey Browner, 1987, 1989-91<br>Antoine Winfield, 2004, '06, '08, '12 |

### MOST CONSECUTIVE SEASONS LEADING TEAM

|   |  |
|---|--|
| 3 | Joey Browner, 1989-91<br>Darren Sharper, 2005-07 |
|---|--|

#### CAREER

|    |                        |
|----|------------------------|
| 53 | Paul Krause, 1968-79   |
| 51 | Bobby Bryant, 1967-80  |
| 40 | Ed Sharockman, 1962-72 |

#### SEASON

|    |  |
|----|--|
| 10 | Paul Krause, 1975  |
| 9  | Orlando Thomas, 1995<br>Brian Russell, 2003<br>Darren Sharper, 2005  |
| 8  | Bobby Bryant, 1969<br>Issiac Holt, 1986<br>Carl Lee, 1988<br>Audray McMillian, 1992<br>Corey Chavous, 2003 |

#### GAME

|   |  |
|---|--|
| 3 | Many times, last time by Darren Sharper, @ NYG, 11/13/05 |
|---|--|

#### GAME, OPPONENT

|   |   |
|---|---|
| 3 | Many times, last time by Deltha O'Neal, @ Cin., 9/18/05 |
|---|---|

### CONSECUTIVE GAMES WITH INTERCEPTION

|   |   |
|---|---|
| 6 | Paul Krause, 1968<br>Brian Russell, 2003                    |
| 4 | Issiac Holt, 1986<br>Carl Lee, 1988<br>Orlando Thomas, 1995 |

### YARDS

#### CAREER

|     |                        |
|-----|------------------------|
| 852 | Paul Krause, 1968-79   |
| 804 | Ed Sharockman, 1962-72 |
| 749 | Bobby Bryant, 1967-80  |

#### SEASON

|     |                       |
|-----|-----------------------|
| 276 | Darren Sharper, 2005  |
| 242 | Jimmy Hitchcock, 1998 |
| 236 | Charlie West, 1971    |

#### GAME

|     |                                    |
|-----|------------------------------------|
| 123 | Darren Sharper, @ NYG, 11/13/05    |
| 112 | Dwight Smith, @ NYG, 11/25/07      |
| 100 | Xavier Rhodes, vs. Ariz., 11/20/16 |

#### GAME, OPPONENT

|     |                             |
|-----|-----------------------------|
| 151 | Tommy Myers, @ N.O., 9/3/78 |
|-----|-----------------------------|

### LONGEST RETURNS

|     |   |
|-----|---|
| 100 | Xavier Rhodes, vs. Ariz., 11/20/16 (td)   |
| 97  | Reggie Rutland, vs. LA Rams, 12/15/91 (td)  |
| 94  | Walker Lee Ashley, vs. Chi., 12/19/88 (td)  |
| 93  | Dwight Smith, @ NYG, 11/25/07 (td)  |
| 92  | Darren Sharper, @ NYG, 11/13/05 (td)<br>Chad Greenway, vs. S.D., 9/27/15 (td)   |
| 90  | Issiac Holt, vs. Det., 10/8/89 (td)   |
| 89  | Charlie West, @ Chi., 12/19/71  |
| 88  | Darren Sharper, vs. T.B., 9/11/05 (td)  |
| 84  | Jack Del Rio, @ Chi., 11/2/92 (td)  |
| 81  | Paul Krause, vs. S.D., 11/23/75<br>Dewayne Washington, @ Chi., 9/18/94 (td)<br><b>Harrison Smith, @ Stl., 9/7/14 (td)</b> |

### LONGEST RETURN, OPPONENT (ALL TDS)

|     |                                   |
|-----|-----------------------------------|
| 100 | Barry Wilburn, vs. Was., 12/26/87 |
| 97  | Tommy Myers, @ N.O., 9/3/78       |



# VIKINGS INDIVIDUAL RECORDS

## TOUCHDOWNS

### CAREER

|   |                             |
|---|-----------------------------|
| 4 | Harrison Smith, 2012-       |
| 3 | Rip Hawkins, 1961-65        |
|   | Ed Sharockman, 1962-72      |
|   | Bobby Bryant, 1967-80       |
|   | Joey Browner, 1983-91       |
|   | Audray McMillian, 1989-93   |
|   | Dewayne Washington, 1994-97 |
|   | Jimmy Hitchcock, 1998-99    |
|   | Darren Sharper, 2005-08     |

### SEASON

|   |                          |
|---|--------------------------|
| 3 | Jimmy Hitchcock, 1998    |
| 2 | Rip Hawkins, 1964        |
|   | Carl Lee, 1988           |
|   | Audray McMillian, 1992   |
|   | Anthony Parker, 1994     |
|   | Dewayne Washington, 1994 |
|   | Darren Sharper, 2005     |
|   | Kevin Williams, 2007     |
|   | Harrison Smith, 2012     |

## PASSES DEFENSED

### MOST SEASONS LEADING TEAM

|   |                  |
|---|------------------|
| 4 | Carl Lee         |
|   | Bobby Bryant     |
|   | Antoine Winfield |

### MOST CONSECUTIVE SEASONS LEADING TEAM

|   |                           |
|---|---------------------------|
| 2 | Nate Wright, 1976-77      |
|   | Carl Lee, 1987-88         |
|   | Jimmy Hitchcock, 1998-99  |
|   | Brian Williams, 2002-03   |
|   | Antoine Winfield, 2008-09 |
|   | Xavier Rhodes, 2013-14    |
|   | Trae Waynes, 2016-17      |

### CAREER

|     |                           |
|-----|---------------------------|
| 128 | Carl Lee, 1983-93         |
| 99  | Antoine Winfield, 2004-12 |
| 77  | Bobby Bryant, 1968-80     |

### SEASON

|    |                       |
|----|-----------------------|
| 30 | Jimmy Hitchcock, 1998 |
| 23 | Xavier Rhodes, 2013   |
| 22 | Carl Lee, 1988        |

### GAME

|   |  |
|---|--|
| 6 | Nate Wright, vs. N.O., 9/12/76           |
|   | Bobby Bryant, vs. N.O., 11/16/75         |
| 5 | last by Terence Newman, @ Oak., 11/15/15 |

## FUMBLES

### OPPONENTS' FUMBLES RECOVERED

### CAREER

|    |                       |
|----|-----------------------|
| 28 | Jim Marshall, 1961-79 |
| 23 | Carl Eller, 1964-78   |
| 19 | Matt Blair, 1974-85   |
| 18 | Alan Page, 1967-78    |

### SEASON

|   |                   |
|---|-------------------|
| 9 | Don Hultz, 1963   |
| 7 | Alan Page, 1970   |
| 6 | Fred McNeil, 1978 |

### GAME

|   |  |
|---|--|
| 3 | Joey Browner, vs. S.F., 9/8/85                     |
| 2 | Many times, last by Anthony Barr, @ Atl., 11/25/15 |

### LONGEST FUMBLE RETURNS (ALL TDS)

|    |                                    |
|----|------------------------------------|
| 94 | Dwayne Rudd, vs. Chi., 12/6/98     |
| 88 | Ed Sharockman, @ Det., 12/9/62     |
| 77 | Kevin Williams, vs. Jax., 11/28/04 |
| 70 | Paul Krause, @ Det., 12/14/75      |
| 69 | Alan Page, @ Chi., 10/11/70        |
| 65 | Willie Teal, @ Phi., 12/1/85       |
| 63 | Joey Browner, vs. S.D., 9/2/84     |
| 63 | Dwayne Rudd, vs. Cin., 11/15/98    |
| 61 | Brian Robison, @ Chi., 9/15/13     |
| 58 | Anthony Parker, vs. Hou., 11/15/92 |
| 55 | Captain Munnerlyn, @ G.B., 1/3/16  |

### LONG FUMBLE RETURNS, OPPONENTS (ALL TDS)

|    |                                      |
|----|--------------------------------------|
| 99 | Adrian Wilson, vs. Ari., 11/26/06    |
| 90 | Aeneas Williams, @ Stl., 11/30/03    |
| 80 | Bobby Jackson, vs. NY Jets, 12/26/82 |

## OPPONENTS' FUMBLES RETURNED FOR TOUCHDOWNS

### CAREER

|   |                           |
|---|---------------------------|
| 2 | Roy Winston, 1962-76      |
|   | Paul Krause, 1968-79      |
|   | Charlie Johnson, 1982-84  |
|   | Chris Martin, 1983-88     |
|   | Henry Thomas, 1987-92     |
|   | Anthony Parker, 1992-94   |
|   | Orlando Thomas, 1995-01   |
|   | Dwayne Rudd, 1997-00      |
|   | Kevin Williams, 2003-12   |
|   | Antoine Winfield, 2004-12 |
|   | Everson Griffen, 2010-19  |

### SEASON

|   |                   |
|---|-------------------|
| 2 | Dwayne Rudd, 1998 |
|---|-------------------|

## SACKS

### MOST SEASONS LEADING TEAM

|   |                                   |
|---|-----------------------------------|
| 9 | John Randle, 1991, 1993-2000      |
| 6 | Jim Marshall, 1961-66             |
|   | Alan Page, 1967-68, 1971, 1975-77 |
|   | Chris Doleman, 1987-90, 1992-93   |
|   | Jared Allen, 2008-13              |

### MOST CONSECUTIVE SEASONS LEADING TEAM

|   |                        |
|---|------------------------|
| 8 | John Randle, 1993-2000 |
| 6 | Jim Marshall, 1961-66  |
|   | Jared Allen, 2008-13   |
| 4 | Doug Martin, 1980-83   |
|   | Chris Doleman, 1987-90 |

## TOTAL SACKS

### CAREER

|       |                        |
|-------|------------------------|
| 130.0 | Carl Eller, 1964-78    |
| 127.0 | Jim Marshall, 1961-79  |
| 114.0 | John Randle, 1990-2000 |

### SEASON

|      |                     |
|------|---------------------|
| 22.0 | Jared Allen, 2011   |
| 21.0 | Chris Doleman, 1989 |
| 18.0 | Alan Page, 1976     |
|      | Keith Millard, 1989 |

### GAME

|     |  |
|-----|--|
| 5.0 | Randy Holloway, vs. Atl., 9/16/84                      |
| 4.5 | Jared Allen, vs. G.B., 10/5/09                         |
| 4.0 | Many times, last by Kevin Williams, vs. Det., 10/12/08 |

### GAME, ROOKIE

|     |                                     |
|-----|-------------------------------------|
| 3.0 | Kevin Williams, @ Ari., 12/28/03    |
| 2.5 | Gerald Robinson, vs. Chi., 10/19/86 |

### GAME, OPPONENT

|     |  |
|-----|--|
| 4.0 | Many times, last by Peter Boulware, @ Bal., 1/7/02 |
|-----|--|

## TACKLES

### COMBINED TACKLES (DEFENSE & SPECIAL TEAMS TACKLES)

### CAREER

|       |                         |
|-------|-------------------------|
| 1,981 | Scott Studwell, 1977-90 |
| 1,452 | Matt Blair, 1974-85     |
| 1,382 | Jeff Siemon, 1972-82    |
| 1,350 | Chad Greenway, 2006-16  |

### DEFENSIVE TACKLES

### CAREER

|       |                         |
|-------|-------------------------|
| 1,928 | Scott Studwell, 1977-90 |
| 1,404 | Matt Blair, 1974-85     |
| 1,375 | Jeff Siemon, 1972-82    |
| 1,334 | Chad Greenway, 2006-16  |

### SEASON

|     |                      |
|-----|----------------------|
| 230 | Scott Studwell, 1981 |
| 229 | Jeff Siemon, 1978    |
| 220 | Matt Blair, 1981     |

### GAME

|    |                                   |
|----|-----------------------------------|
| 24 | Scott Studwell, @ Det., 11/17/85  |
| 22 | Chad Greenway, vs. Oak., 11/20/11 |
| 21 | Scott Studwell, @ Pit., 9/24/89   |
|    | Ed McDaniel, @ G.B., 9/4/94       |

### SOLO COMBINED TACKLES

### CAREER

|       |                         |
|-------|-------------------------|
| 1,308 | Scott Studwell, 1977-90 |
| 1,008 | Jeff Siemon, 1972-82    |
| 986   | Matt Blair, 1974-85     |

### SEASON

|     |                      |
|-----|----------------------|
| 170 | Jeff Siemon, 1978    |
| 156 | Scott Studwell, 1981 |
| 153 | Scott Studwell, 1980 |

### GAME

|    |                                 |
|----|---------------------------------|
| 18 | Rip Hawkins, vs. Det., 11/18/62 |
|    | Rip Hawkins, vs. S.F., 12/2/62  |
| 17 | Rip Hawkins, vs. Bal., 11/12/61 |

### ASSISTED COMBINED TACKLES

### CAREER

|     |                         |
|-----|-------------------------|
| 673 | Scott Studwell, 1977-90 |
| 466 | Matt Blair, 1974-85     |
| 449 | Chad Greenway, 2006-16  |

### SEASON

|    |                         |
|----|-------------------------|
| 97 | Scott Studwell, 1985    |
| 88 | Mike Merriweather, 1991 |

# VIKINGS INDIVIDUAL RECORDS

83 Scott Studwell, 1983

## GAME

13 Wally Hilgenberg, @ Chi., 10/23/72  
Scott Studwell, vs. T.B., 9/30/90

## SPECIAL TEAMS TACKLES

## CAREER

147 Chris Walsh, 1994-02  
140 Harold Morrow, 1996-02  
120 Walker Lee Ashley, 1983-88  
113 Keith Nord, 1979-85  
Heath Farwell, 2005-10

## SEASON

38 Joey Browner, 1989  
35 Nate Allen, 1977  
32 Harold Morrow, 1997  
Heath Farwell, 2007

## GAME

7 Heath Farwell, @ NYG, 11/25/07  
6 Wymon Henderson, vs. Det., 11/6/88

## BLOCKED KICKS

## CAREER

20 Matt Blair, 1974-85 (FG-3, P-1, PAT-16)  
16 Alan Page, 1967-78 (FG-8, P-1, PAT-7)  
10 Tim Irwin, 1981-93 (FG-8, PAT-2)  
Carl Eller, 1964-78 (FG-9, PAT-1)

## SEASON

5 Alan Page, 1976 (3 FG, 2 PAT)  
Matt Blair, 1977 (1 FG, 2 P, 2 PAT)  
Matt Blair, 1979 (5 PAT)

## GAME

2 Matt Blair, 1979 (5 PAT)  
Matt Blair, vs. Dal., 10/7/79 (2 PAT)  
Matt Blair, @ G.B., 11/11/79 (2 PAT)  
Matt Blair, vs. Oak., 9/14/81 (2 PAT)

# VIKINGS ROOKIE RECORDS

## SERVICE

### STARTS, SEASON

|    |                                  |
|----|----------------------------------|
| 17 | <b>Ed Ingram, G, 2022</b>        |
| 16 | Gary Zimmerman, T, 1986          |
|    | Todd Steussie, T, 1994           |
|    | Dewayne Washington, CB, 1994     |
|    | Kevin Williams, DT, 2004         |
|    | Matt Kalil, T, 2012              |
|    | <b>Harrison Smith, S, 2012</b>   |
|    | T.J. Clemmings, T, 2015          |
|    | <b>Garrett Bradbury, C, 2019</b> |

## SCORING

### TOTAL POINTS, SEASON

|     |                                   |
|-----|-----------------------------------|
| 141 | Blair Walsh, 2012 (36-pat, 35-fg) |
| 106 | Randy Moss, 1998 (17-td, 2-2pt)   |
| 78  | Adrian Peterson, 2007 (13-td)     |

### TOTAL POINTS, GAME

|    |   |
|----|---|
| 20 | Randy Moss, @ Dal., 11/16/98 (3-rec. td, 1-2pt) |
| 18 | Sammy White, @ Mia., 12/11/76 (3-rec. td)       |
|    | D.J. Dozier, vs. Den., 10/26/87 (3-rush td)     |
|    | Randy Moss, vs. Chi., 12/6/98 (3-rec. td)       |
|    | Onterio Smith, vs. K.C., 12/20/03 (3-rush td)   |
|    | Adrian Peterson, @ Chi., 10/14/07 (3-rush td)   |
|    | Adrian Peterson, vs S.D., 11/4/07 (3-rush td)   |
|    | Blair Walsh, @ St.L., 12/16/12 (3-pat, 5-fg)    |

### TOUCHDOWNS, SEASON

|    |                             |
|----|-----------------------------|
| 17 | Randy Moss, 1998#           |
| 13 | Adrian Peterson, 2007       |
| 10 | Sammy White, 1976           |
| 9  | Cordarrelle Patterson, 2013 |
|    | # NFL Rookie Record         |

### TOUCHDOWNS, GAME

|   |   |
|---|---|
| 3 | Sammy White, vs. Cle., 11/9/69 (3-rec. td)    |
|   | D.J. Dozier, vs. Den., 10/26/87 (3-rush td)   |
|   | Randy Moss, @ Dal., 11/16/98 (3-rec. td)      |
|   | Randy Moss, vs. Chi., 12/6/98 (3-rec. td)     |
|   | Onterio Smith, vs. K.C., 12/20/03 (3-rush td) |
|   | Adrian Peterson, @ Chi., 10/14/07 (3-rush td) |
|   | Adrian Peterson, vs S.D., 11/4/07 (3-rush td) |

### FIELD GOALS MADE, SEASON

|    |                   |
|----|-------------------|
| 35 | Blair Walsh, 2012 |
|----|-------------------|

### FIELD GOALS MADE, GAME

|   |                   |
|---|-------------------|
| 5 | Blair Walsh, 2012 |
|---|-------------------|

### LONGEST FIELD GOAL

|    |                               |
|----|-------------------------------|
| 56 | Blair Walsh, @ Hou., 12/23/12 |
| 55 | Blair Walsh, vs. Jax., 9/9/12 |
|    | Blair Walsh, @ Sea., 11/4/12  |

### FIELD GOALS ATTEMPTED, SEASON

|    |                              |
|----|------------------------------|
| 38 | Blair Walsh, @ Sea., 11/4/12 |
|----|------------------------------|

### FIELD GOALS ATTEMPTED, GAME

|   |                               |
|---|-------------------------------|
| 5 | Blair Walsh, @ Stl., 12/16/12 |
|---|-------------------------------|

### HIGHEST FIELD GOAL PERCENTAGE (QUALIFIERS)

|      |                           |
|------|---------------------------|
| 92.1 | Blair Walsh, 2012 (35-38) |
|------|---------------------------|

## RUSHING

### YARDS, SEASON

|       |                       |
|-------|-----------------------|
| 1,341 | Adrian Peterson, 2007 |
| 801   | Chuck Foreman, 1973   |

773 Alfred Anderson, 1984

### YARDS, GAME

|     |                                     |
|-----|-------------------------------------|
| 296 | Adrian Peterson, vs. S.D., 11/4/07* |
| 224 | Adrian Peterson, @ Chi., 10/14/07   |
| 148 | Onterio Smith, @ Chi., 12/14/03     |
|     | * NFL Record                        |

### RUSHING ATTEMPTS, SEASON

|     |                       |
|-----|-----------------------|
| 238 | Adrian Peterson, 2007 |
| 201 | Alfred Anderson, 1984 |
| 182 | Chuck Foreman, 1973   |

### RUSHING ATTEMPTS, GAME

|    |                                    |
|----|------------------------------------|
| 30 | Adrian Peterson, vs. S.D., 11/4/07 |
| 27 | Onterio Smith, @ Chi., 12/14/03    |
|    | Dalvin Cook, vs. T.B., 9/24/17     |

### TOUCHDOWNS RUSHING, SEASON

|    |                       |
|----|-----------------------|
| 12 | Adrian Peterson, 2007 |
| 5  | Onterio Smith, 2003   |
|    | D.J. Dozier, 1987     |
|    | Fran Tarkenton, 1961  |

### TOUCHDOWNS RUSHING, GAME

|   |                                    |
|---|------------------------------------|
| 3 | Adrian Peterson, vs. S.D., 11/4/07 |
|   | Adrian Peterson, @ Chi., 10/14/07  |
|   | Onterio Smith, @ Chi., 12/20/03    |
|   | D.J. Dozier, vs. Den., 10/26/87    |

### RUSHING AVERAGE, SEASON

|     |                       |
|-----|-----------------------|
| 5.6 | Adrian Peterson, 2007 |
| 5.4 | Onterio Smith, 2003   |
| 4.8 | Jerick McKinnon, 2014 |

### RUSHING AVERAGE (MIN. 10 ATTEMPTS), GAME

|      |                                    |
|------|------------------------------------|
| 11.2 | Adrian Peterson, @ Chi., 10/14/07  |
| 9.9  | Adrian Peterson, vs. S.D., 11/4/07 |
| 9.3  | Adrian Peterson, vs. G.B. 9/30/07  |

### LONGEST RUN

|    |   |
|----|---|
| 73 | Adrian Peterson, @ Chi., 10/14/07 (td)  |
| 64 | Adrian Peterson, vs. S.D., 11/4/07 (td) |
| 55 | Adrian Peterson, vs. G.B., 9/30/07      |
|    | Jerick McKinnon, vs. Atl., 9/28/14      |

## PASSING

### PASSING YARDS, SEASON

|       |                         |
|-------|-------------------------|
| 2,919 | Teddy Bridgewater, 2014 |
| 1,997 | Fran Tarkenton, 1961    |
| 1,853 | Christian Ponder, 2011  |

### PASSING YARDS, GAME

|     |                                      |
|-----|--------------------------------------|
| 381 | Christian Ponder, vs. Den., 12/4/11  |
| 317 | Teddy Bridgewater, vs. Atl., 9/28/14 |
| 315 | Teddy Bridgewater, @ Det., 12/14/14  |

### PASS ATTEMPTS, SEASON

|     |                         |
|-----|-------------------------|
| 402 | Teddy Bridgewater, 2014 |
| 291 | Christian Ponder, 2011  |
| 280 | Fran Tarkenton, 1961    |

### PASS ATTEMPTS, GAME

|    |                                     |
|----|-------------------------------------|
| 47 | Christian Ponder, vs. Den., 12/4/11 |
| 42 | Teddy Bridgewater, @ T.B., 10/26/14 |
|    | Teddy Bridgewater, Was., 11/2/14    |

### PASS COMPLETIONS, SEASON

|     |                         |
|-----|-------------------------|
| 259 | Teddy Bridgewater, 2014 |
| 158 | Christian Ponder, 2011  |
| 157 | Fran Tarkenton, 1961    |

### PASS COMPLETIONS, GAME

|    |                                      |
|----|--------------------------------------|
| 31 | Teddy Bridgewater, @ Det., 12/14/14  |
| 29 | Christian Ponder, vs. Den., 12/4/11  |
| 26 | Teddy Bridgewater, vs. Was., 11/2/14 |

### TOUCHDOWN PASSES, SEASON

|    |                         |
|----|-------------------------|
| 18 | Fran Tarkenton, 1961    |
| 14 | Teddy Bridgewater, 2014 |
| 13 | Christian Ponder, 2011  |

### TOUCHDOWN PASSES, GAME

|   |                                      |
|---|--------------------------------------|
| 4 | Fran Tarkenton, vs. Chi., 9/17/61    |
|   | Fran Tarkenton, vs. LA Rams, 12/3/61 |
|   | Fran Tarkenton, @ Chi., 12/17/61     |

### PASSES HAD INTERCEPTED, SEASON

|    |                        |
|----|------------------------|
| 17 | Fran Tarkenton, 1961   |
| 13 | Christian Ponder, 2011 |

### PASSES HAD INTERCEPTED, GAME

|   |   |
|---|---|
| 3 | 8 times, last Teddy Bridgewater, vs. Det., 10/12/14 |
|---|---|

### LOWEST PERCENTAGE PASSES INTERCEPTED, SEASON (QUALIFIERS)

|     |                                  |
|-----|----------------------------------|
| 3.0 | Teddy Bridgewater, 2014 (402-12) |
| 4.5 | Christian Ponder, 2011 (291-13)  |
| 6.1 | Fran Tarkenton, 1961 (280-17)    |

### HIGHEST QB RATING, SEASON

|      |                         |
|------|-------------------------|
| 85.2 | Teddy Bridgewater, 2014 |
| 74.7 | Fran Tarkenton, 1961    |
| 70.1 | Christian Ponder, 2011  |

### HIGHEST QB RATING, GAME

|       |                                       |
|-------|---------------------------------------|
| 148.6 | Fran Tarkenton, vs. Chi., 9/17/61     |
| 121.1 | Fran Tarkenton, L.A., 12/3/61         |
| 120.7 | Teddy Bridgewater, vs. Car., 11/30/14 |

## PASS RECEIVING

### RECEPTIONS, SEASON

|    |                                  |
|----|----------------------------------|
| 88 | <b>Justin Jefferson, 2020</b>    |
| 69 | Randy Moss, 1998                 |
| 60 | Percy Harvin, 2009               |
| 52 | Stefon Diggs, 2015               |
| 51 | Paul Flatley, 1963               |
| 51 | Sammy White, 1976                |
| 45 | Cordarrelle Patterson, 2013      |
| 41 | <b>Jordan Addison, Jr., 2023</b> |
| 37 | Chuck Foreman (RB), 1973         |
| 36 | Irv Smith, Jr. (TE), 2019        |

### RECEPTIONS, GAME

|   |   |
|---|---|
| 9 | Sammy White, vs. LA Rams, 9/19/76           |
|   | Sammy White, @ Mia., 12/11/76               |
|   | <b>Justin Jefferson, vs. Atl., 10/18/20</b> |
|   | <b>Justin Jefferson, vs. Jax., 12/6/20</b>  |
|   | <b>Justin Jefferson, @ Det., 1/3/21</b>     |
| 8 | James Brim, @ Chi., 10/11/87                |
|   | Randy Moss, vs. G.B., 11/22/98              |
|   | Randy Moss, vs. Chi., 12/6/98               |
|   | Cordarrelle Patterson, at G.B., 11/24/13    |
|   | <b>Justin Jefferson, @ Chi., 11/16/20</b>   |
|   | <b>Justin Jefferson, vs. Chi., 12/20/20</b> |

### RECEIVING YARDS, SEASON

|       |                        |
|-------|------------------------|
| 1,400 | Justin Jefferson, 2020 |
| 1,313 | Randy Moss, 1998       |
| 906   | Sammy White, 1976      |
| 867   | Paul Flatley, 1963     |

# VIKINGS ROOKIE RECORDS

## RECEIVING YARDS, GAME

|     |  |
|-----|--|
| 210 | Sammy White, vs. Det., 11/7/76             |
| 190 | Randy Moss, @ G.B., 10/5/98                |
| 175 | <b>Justin Jefferson, vs. Ten., 9/27/20</b> |

## TOUCHDOWNS RECEIVING, SEASON

|    |                               |
|----|-------------------------------|
| 17 | Randy Moss, 1998#             |
| 10 | Sammy White, 1976             |
| 7  | <b>Justin Jefferson, 2020</b> |
| 7  | <b>Jordan Addison, 2023</b>   |
| #  | NFL Rookie Record             |

## TOUCHDOWNS RECEIVING, GAME

|   |                               |
|---|-------------------------------|
| 3 | Sammy White, @ Mia., 12/11/76 |
|   | Randy Moss, @ Dal., 11/26/98  |
|   | Randy Moss, vs. Chi., 12/6/98 |

## COMBINED YARDAGE

### YARDS, SEASON

|       |  |
|-------|--|
| 2,081 | Percy Harvin, 2009 (ru-135, re-790, rt-1,156)          |
| 2,021 | Adrian Peterson, 2007 (ru-1,341, re-268, rt-412)       |
| 2,020 | Cordarrelle Patterson, 2013 (ru-158, re-469, rt-1,393) |

### YARDS, GAME

|     |  |
|-----|--|
| 361 | Adrian Peterson, @ Chi., 10/14/07 (ru-248, re-9, rt-128) |
| 315 | Adrian Peterson, @ Chi., 10/14/07 (ru-248, re-9, rt-128) |

## PUNTING

### PUNTS, SEASON

|    |                   |
|----|-------------------|
| 75 | Jeff Locke, 2013  |
| 73 | Neil Clabo, 1975  |
| 71 | Chris Kluwe, 2005 |

### PUNTS, GAME

|    |                                      |
|----|--------------------------------------|
| 10 | <b>Ryan Wright, @ Mia., 10/16/22</b> |
| 9  | Bobby Walden, vs. L.A., 11/29/64     |
|    | Jeff Locke, @ Bal., 12/8/13          |

### PUNT AVERAGE, SEASON

|      |                               |
|------|-------------------------------|
| 46.4 | Bobby Walden, 1964 (72-3,341) |
| 44.2 | Jeff Locke, 2013 (75-3,316)   |
| 44.1 | Chris Kluwe, 2005 (71-3,130)  |

### PUNT AVERAGE (MIN. 4 PUNTS), GAME

|      |   |
|------|---|
| 54.3 | Chris Kluwe, vs. T.B., 9/11/05 (4-217)  |
| 52.4 | Bobby Walden, vs. S.F., 11/8/64 (5-262) |
| 52.0 | Bobby Walden, @ Bal., 11/15/64 (4-208)  |

## PUNT RETURNS

### PUNT RETURNS, SEASON

|    |                     |
|----|---------------------|
| 48 | Kevin Miller, 1978  |
| 35 | Keenan Howry, 2003  |
| 33 | Jimmy Edwards, 1979 |

### PUNT RETURNS, GAME

|   |                                 |
|---|---------------------------------|
| 6 | Kevin Miller, vs. T.B., 9/17/78 |
|   | David Palmer, vs. Det., 9/11/94 |

### PUNT RETURN YARDS, SEASON

|     |                    |
|-----|--------------------|
| 247 | Keenan Howry, 2003 |
| 237 | Kevin Miller, 1978 |
| 217 | Troy Walters, 2000 |

### PUNT RETURN YARDS, GAME

|     |                                 |
|-----|---------------------------------|
| 107 | Charlie West, vs. Was., 11/3/68 |
|-----|---------------------------------|

78 Troy Walters, vs. Det., 11/30/00

77 Bob Grim, vs. NYG, 11/5/67

### LONGEST PUNT RETURN

|     |                                  |
|-----|----------------------------------|
| 98t | Charlie West, vs. Was., 11/3/68  |
| 81  | Bob Grim, vs. NYG, 11/5/67       |
| 63  | Troy Walters, vs. Det., 11/30/00 |

### PUNT RETURN AVERAGE, SEASON

|      |                               |
|------|-------------------------------|
| 10.1 | Charlie West, 1968 (20-201)   |
| 7.9  | Nick Davis, 2002 (24-190)     |
| 7.6  | Jackie Wallace, 1974 (25-191) |

### PUNT RETURN AVERAGE (3 RETURNS), GAME

|      |   |
|------|---|
| 35.7 | Charlie West, vs. Was., 11/3/68 (3-107) |
| 26.0 | Troy Walters, vs. Det., 11/30/00 (3-78) |
| 25.7 | Bob Grim, vs. NYG, 11/5/67 (3-77)       |

## KICKOFF RETURNS

### KICKOFF RETURNS, SEASON

|    |                             |
|----|-----------------------------|
| 53 | Buster Rhymes, 1985         |
| 44 | Jimmy Edwards, 1979         |
| 43 | Cordarrelle Patterson, 2013 |

### KICKOFF RETURNS, GAME

|   |                                   |
|---|-----------------------------------|
| 8 | Troy Walters, vs. G.B., 12/17/00  |
| 7 | Jimmy Edwards, @ St.L., 11/4/79   |
|   | Darryl Harris, vs. G.B., 10/16/88 |

### KICKOFF RETURN YARDS, SEASON

|       |                             |
|-------|-----------------------------|
| 1,393 | Cordarrelle Patterson, 2013 |
| 1,345 | Buster Rhymes, 1985         |
| 1,156 | Percy Harvin, 2009          |

### KICKOFF RETURN YARDS, GAME

|     |   |
|-----|---|
| 228 | Cordarrelle Patterson, vs. G.B., 10/27/13 |
| 182 | Buster Rhymes, vs. Chi., 9/19/85          |
| 180 | Percy Harvin, vs. S.F., 9/27/09           |

### LONGEST KICKOFF RETURN (ALL TDS)

|              |  |
|--------------|--|
| 109          | Cordarrelle Patterson, vs. G.B., 10/27/13* |
| 105          | Cordarrelle Patterson, at Chi., 9/15/13    |
| 104          | Aundrae Allison, vs. Det., 12/2/07         |
| * NFL Record |  |

### KICKOFF RETURN AVERAGE, SEASON

|      |                             |
|------|-----------------------------|
| 32.4 | Cordarrelle Patterson, 2013 |
| 28.7 | Aundrae Allison, 2007       |
| 27.5 | Percy Harvin, 2009          |

### KICKOFF RETURN AVERAGE (3 RETURNS), GAME

|      |   |
|------|---|
| 49.7 | Cordarrelle Patterson, @ Chi., 9/15/13 (3-149)    |
| 48.0 | Aundrae Allison, vs. Det., 12/2/07 (3-144)        |
| 45.6 | Cordarrelle Patterson, vs. G.B., 10/27/13 (5-228) |

## INTERCEPTIONS

### PASSES DEFENSED, SEASON

|    |                          |
|----|--------------------------|
| 23 | Xavier Rhodes, 2013      |
| 19 | Orlando Thomas, 1995     |
| 12 | Dewayne Washington, 1994 |
|    | Brian Williams, 2002     |

### INTERCEPTIONS, SEASON

|   |                      |
|---|----------------------|
| 9 | Orlando Thomas, 1995 |
| 6 | George Rose, 1964    |
| 5 | Rip Hawkins, 1961    |

### INTERCEPTIONS, GAME

|   |                               |
|---|-------------------------------|
| 2 | Rip Hawkins, vs. Dal, 9/24/61 |
|---|-------------------------------|

Jeff Siemon, vs. S.F., 12/16/72

### INTERCEPTION RETURN YARDS, SEASON

|     |                             |
|-----|-----------------------------|
| 135 | Dewayne Washington, 1994    |
| 108 | Orlando Thomas, 1995        |
| 87  | <b>Harrison Smith, 2012</b> |

### INTERCEPTION RETURN YARDS, GAME

|    |                                     |
|----|-------------------------------------|
| 81 | Dewayne Washington, @ Chi., 9/18/94 |
| 80 | Mike Nattiel, vs. Sea., 12/7/03     |
| 70 | Orlando Thomas, @ Pit., 9/24/95     |

### LONGEST INTERCEPTION RETURN

|    |  |
|----|--|
| 81 | Dewayne Washington, @ Chi., 9/18/94 (td) |
| 80 | Mike Nattiel, vs. Sea., 12/7/03 (td)     |
| 63 | Tim Newton, @ Buf., 9/25/85              |

## TACKLES

### TOTAL TACKLES, SEASON

|     |                             |
|-----|-----------------------------|
| 129 | <b>Harrison Smith, 2012</b> |
| 126 | Rip Hawkins, 1961           |
| 109 | Chris Doleman, 1985         |
| 105 | Eric Kendricks, 2015        |
| 102 | Tim Newton, 1985            |
| 99  | Anthony Barr, 2014          |

### TOTAL TACKLES, GAME

|    |   |
|----|---|
| 13 | Malik Boyd, @ N.E., 11/13/94              |
|    | <b>Harrison Smith, vs. T.B., 10/25/12</b> |
|    | Eric Kendricks, vs. K.C., 10/18/15        |

## SACKS

### SACKS, SEASON

|      |                      |
|------|----------------------|
| 10.5 | Don Hultz, 1963      |
|      | Kevin Williams, 2003 |

### SACKS, GAME

|     |  |
|-----|--|
| 3.0 | Kevin Williams, vs. Ari., 12/28/03                 |
| 2.5 | Gerald Robinson, Chi., 10/19/86                    |
| 2.0 | 10 times, last Danielle Hunter, vs. Chi., 12/20/15 |

## VIKINGS ROOKIE NFL AWARDS

### NFL ROOKIE OF THE YEAR

|      |                                      |
|------|--------------------------------------|
| 1963 | Paul Flatley, WR (AP, UPI, NEA, TSN) |
| 1973 | Chuck Foreman, RB (AP, PFWA)         |
| 1976 | Sammy White, WR (AP, PFWA)           |
| 1998 | Randy Moss, WR (TSN, FN, PFW, SI)    |
| 2007 | Adrian Peterson, RB (TSN, PFW, SI)   |
| 2020 | Justin Jefferson, WR (TSN)           |

### PEPSI ROOKIE OF THE YEAR

|      |                       |
|------|-----------------------|
| 2007 | Adrian Peterson, RB   |
| 2009 | Percy Harvin, WR      |
| 2014 | Teddy Bridgewater, QB |

### NFL OFFENSIVE ROOKIE OF THE YEAR

|      |                               |
|------|-------------------------------|
| 1973 | Chuck Foreman, RB, (PFW)      |
| 1976 | Sammy White, WR, (PFW, PD)    |
| 1998 | Randy Moss, WR (AP, FD, CPFW) |
| 2007 | Adrian Peterson, RB (AP, PFW) |
| 2009 | Percy Harvin, WR/KR (AP, PFW) |

### NFL DEFENSIVE ROOKIE OF THE YEAR

|      |                              |
|------|------------------------------|
| 1994 | Dewayne Washington, CB (PFN) |
|------|------------------------------|

### NFC ROOKIE OF THE YEAR

# VIKINGS ROOKIE RECORDS

1973 Chuck Foreman, RB (Wheaties, TSN)  
1976 Sammy White, WR (UPI, TSN, NEA)  
1998 Randy Moss, WR (PFWA)

## NFC OFFENSIVE ROOKIE OF THE YEAR

1998 Randy Moss, WR (PFWA)

## 1ST-TEAM AP ALL-PRO

1998 Randy Moss, WR  
2012 Blair Walsh, K  
2013 Cordarrelle Patterson, WR/KR

## ALL-ROOKIE HONORS (PFWA)

1972 Jeff Siemon, LB  
1973 Chuck Foreman, RB  
1974 Matt Blair, LB  
1976 Sammy White, WR  
1984 Alfred Anderson, RB  
1988 Randall McDaniel, G  
1994 Todd Steussie, G  
Andrew Jordan, TE  
Dewayne Washington, CB  
1995 Orlando Thomas, S  
1998 Randy Moss, WR  
2000 Chris Hovan, DT  
2003 Onterio Smith, RB  
Kevin Williams, DT

Eddie Johnson, P  
2005 Chris Kluwe, P  
2007 Adrian Peterson, RB  
Brian Robison, DE  
2009 Phil Loadholt, T  
Percy Harvin, WR/KR  
2011 Kyle Rudolph, TE  
2012 Blair Walsh, K  
Matt Kalil, T  
**Harrison Smith, S**  
2013 Cordarrelle Patterson, WR/KR  
2014 Teddy Bridgewater, QB  
2015 Stefon Diggs, WR  
**Danielle Hunter, DE**  
**Eric Kendricks, LB**  
2017 Pat Elflein, C  
**2020** Justin Jefferson, WR  
Cameron Dantzler, CB  
**2021** Kene Ngwangwu, RB

## NFL ROOKIE OF THE WEEK

2004 Mewelde Moore, RB, vs. Ten., 10/24, Offense  
2007 Adrian Peterson, RB, @ Chi., 10/14, Offense  
2007 Adrian Peterson, RB, vs. S.D., 11/4, Offense  
2009 Percy Harvin, WR, @ Pit., 10/25, Special Teams  
2009 Percy Harvin, WR, @ G.B., 11/1, Special Teams  
2014 Teddy Bridgewater, QB, vs. Atl., 9/28, Offense

2014 Teddy Bridgewater, QB, vs. Car., 11/30, Offense  
2015 Stefon Diggs, WR, vs. K.C., 10/18, Offense  
**2021 Kene Ngwangwu, RB, @ Bal., 11/7, Special Teams**

## NFL ROOKIE OF THE MONTH

1997 Dwayne Rudd, LB, December, Defense  
1998 Randy Moss, WR, November, Offense  
2003 Kevin Williams, DT, December, Defense  
2007 Adrian Peterson, RB, September, Offense  
2007 Adrian Peterson, RB, October, Offense  
2009 Percy Harvin, WR, November, Offense  
2013 Cordarrelle Patterson, WR, December, Offense  
2015 Eric Kendricks, LB, October, Defense

## PRO BOWL HONORS

1973 Chuck Foreman, RB  
1976 Sammy White, WR  
1998 Randy Moss, WR  
2007 Adrian Peterson, RB  
2009 Percy Harvin, WR/KR  
2012 Matt Kalil, T  
Blair Walsh, K  
2013 Cordarrelle Patterson, WR/KR  
**2020 Justin Jefferson, WR**

# VIKINGS BIG DAYS

## RUSHING

### MOST RUSHING YARDS

|     |   |     |   |     |  |
|-----|---|-----|---|-----|--|
| 296 | Adrian Peterson vs. S.D., 11/4/07 (30 att.)   | 315 | Jerick McKinnon vs. Atl., 9/28/14 (18 att.)   | 112 | <b>Alexander Mattison vs. Det., 10/10/21 (25 att.)</b> |
| 224 | Adrian Peterson @ Chi., 10/14/07 (20 att.)    | 314 | Robert Smith vs. Det., 10/25/98 (19 att.)     | 111 | Adrian Peterson vs. G.B., 9/30/07 (12 att.)            |
| 212 | Adrian Peterson @ Stl., 12/16/12 (24 att.)    | 313 | Adrian Peterson vs. Det., 9/20/15 (29 att.)   | 110 | <b>Alexander Mattison @ Sea., 10/11/20 (20 att.)</b>   |
| 211 | Adrian Peterson vs. Chi., 12/1/13 (35 att.)   |     | Adrian Peterson vs. Det., 9/20/15 (29 att.)   | 109 | <b>Alexander Mattison vs. Sea., 9/26/21 (20 att.)</b>  |
| 210 | Adrian Peterson @ G.B., 12/2/12 (21 att.)     | 312 | Chuck Foreman vs. Cin., 11/13/77 (29 att.)    |     | Dalvin Cook vs. Atl., 9/8/19 (21 att.)                 |
| 206 | Dalvin Cook vs. Det., 11/8/20 (22 att.)       |     | Robert Smith @ T.B., 10/13/96 (18 att.)       |     | Dalvin Cook vs. Ari., 10/30/22 (20 att.)               |
| 205 | Dalvin Cook vs. Pit., 12/9/21 (27 att.)       |     | Adrian Peterson vs. Det., 11/15/09 (18 att.)  |     | Latavius Murray vs. Bal., 10/22/17 (18 att.)           |
| 203 | Adrian Peterson @ Oak., 11/15/15 (26 att.)    | 311 | Dalvin Cook @ NYG, 10/6/19 (21 att.)          |     | Robert Smith vs. Det., 9/10/95 (20 att.)               |
| 200 | Chuck Foreman @ Phi., 10/24/76 (28 att.)      |     | Dalvin Cook vs. Chi, 12/20/20 (24 att.)       |     | Adrian Peterson vs. Det., 10/12/08 (25 att.)           |
| 199 | Adrian Peterson vs. G.B., 12/30/12 (34 att.)  | 310 | Robert Smith @ G.B., 9/21/97 (28 att.)        |     | Latavius Murray vs. Chi., 12/31/17 (20 att.)           |
| 192 | Adrian Peterson vs. G.B., 12/30/12 (34 att.)  |     | Dalvin Cook @ Ari, 9/19/21 (22 att.)          |     | Dalvin Cook vs. Oak., 9/22/19 (16 att.)                |
| 182 | Adrian Peterson @ Sea., 11/4/12 (17 att.)     | 309 | Adrian Peterson vs. Chi., 11/30/08 (28 att.)  |     | Dalvin Cook @ Bal., 11/7/21 (17 att.)                  |
| 181 | Dalvin Cook vs. Ten., 9/27/20 (22 att.)       |     | Adrian Peterson @ G.B., 10/24/10 (28 att.)    |     | Bill Brown vs. Chi., 9/29/68 (12 att.)                 |
| 180 | Adrian Peterson @ Cle., 9/13/09 (25 att.)     | 308 | Dalvin Cook @ Hou, 10/4/20 (27 att.)          |     | Ted Brown @ G.B., 9/27/81 (21 att.)                    |
| 179 | Ted Brown @ G.B., 10/23/83 (29 att.)          |     | Michael Bennett vs. G.B., 11/17/02 (19 att.)  |     | Robert Smith vs. Chi., 9/13/00 (14 att.)               |
|     | Robert Smith @ Stl., 9/13/98 (23 att.)        | 307 | Ted Brown vs. T.B., 11/8/81 (31 att.)         |     | Mewelde Moore @ N.O., 10/17/04 (15 att.)               |
| 175 | Adrian Peterson vs. G.B., 10/23/11 (24 att.)  | 306 | Chuck Foreman vs. S.D., 11/23/75 (33 att.)    |     | Toby Gerhart at Was., 12/24/11 (11 att.)               |
| 172 | Terry Allen @ Pit., 12/20/92 (33 att.)        | 305 | Terry Allen vs. T.B., 11/3/91 (14 att.)       |     | Joe Webb at Det., 12/11/11 (7 att.)                    |
| 171 | Adrian Peterson vs. Det., 11/11/12 (27 att.)  | 304 | Dalvin Cook vs. N.O., 9/11/17 (22 att.)       |     | Ted Brown @ Atl., 11/23/81 (16 att.)                   |
| 170 | Robert Smith @ Chi., 10/15/00 (15 att.)       | 303 | Herschel Walker @ T.B., 12/8/91 (16 att.)     |     | Leroy Hoard vs. Oak., 11/17/96 (20 att.)               |
| 169 | Robert Smith @ Chi., 10/15/00 (15 att.)       | 302 | Adrian Peterson vs. S.D., 9/27/15 (20 att.)   |     | Moe Williams vs. Chi., 9/14/03 (21 att.)               |
|     | Chester Taylor @ Sea., 10/22/06 (24 att.)     | 301 | Herschel Walker @ Atl., 9/8/91 (25 att.)      |     | Adrian Peterson @ Chi., 11/25/12 (18 att.)             |
| 167 | Michael Bennett vs. NYG, 11/10/02 (15 att.)   |     | Robert Smith vs. Phi., 9/28/97 (22 att.)      |     | Chuck Foreman vs. Det., 10/19/75 (22 att.)             |
| 166 | Scottie Graham vs. K.C., 12/26/93 (33 att.)   | 300 | Artose Pinner @ Det., 12/10/06 (29 att.)      |     | Robert Smith vs. Chi., 10/10/99 (12 att.)              |
| 165 | Adrian Peterson @ Ari., 12/14/08 (28 att.)    | 299 | Adrian Peterson vs. Stl., 11/8/15 (29 att.)   |     | Adrian Peterson vs. Buf., 12/5/10 (16 att.)            |
| 164 | Chester Taylor vs. Oak., 11/18/07 (22 att.)   | 298 | Tommy Mason vs. Pit., 10/18/64 (20 att.)      |     | Bill Brown @ Bal., 11/16/64 (14 att.)                  |
| 163 | Dalvin Cook @ G.B., 11/1/20 (30 att.)         | 297 | Oscar Reed vs. Det., 11/12/72 (23 att.)       |     | Dave Osborn @ Chi., 10/12/69 (15 att.)                 |
| 160 | Robert Smith vs. Ind., 12/21/97 (17 att.)     | 296 | Raymond Hayes vs. LA Rams, 12/3/61 (18 att.)  |     | Michael Bennett vs. Chi., 10/27/02 (29 att.)           |
|     | Adrian Peterson vs. Ind., 9/14/08 (29 att.)   | 295 | Chester Taylor vs. Det., 10/8/06 (26 att.)    |     | Michael Bennett vs. Det., 11/6/05 (18 att.)            |
|     | Adrian Peterson vs. Det., 9/26/10 (23 att.)   | 294 | Adrian Peterson vs. T.B., 10/25/12 (15 att.)  |     | Alfred Anderson @ Phi., 9/9/84 (20 att.)               |
| 159 | Terry Allen @ Chi., 9/18/94 (22 att.)         | 293 | Chuck Foreman @ N.O., 9/3/78 (18 att.)        |     | Leroy Hoard vs. S.F., 10/24/99 (17 att.)               |
| 158 | Adrian Peterson @ Atl., 11/29/15 (29 att.)    | 292 | Darrin Nelson vs. Det., 11/3/85 (25 att.)     |     | Adrian Peterson @ Det., 12/7/08 (22 att.)              |
| 156 | Chuck Foreman @ Det., 12/18/77 (33 att.)      | 291 | Robert Smith @ G.B., 11/9/00 (24 att.)        |     | Tony Galbreath @ Chi., 10/9/83 (16 att.)               |
| 155 | Dave Osborn vs. G.B., 12/3/67 (21 att.)       | 290 | Mewelde Moore @ G.B., 11/21/05 (22 att.)      |     | Robert Smith vs. S.D., 11/28/99 (20 att.)              |
|     | Clinton Jones vs. Atl., 11/28/71 (22 att.)    | 289 | Adrian Peterson vs. Ari., 10/9/11 (29 att.)   |     | Michael Bennett @ G.B., 12/30/01 (25 att.)             |
|     | Latavius Murray vs. Ariz., 10/14/18 (24 att.) | 288 | Mel Triplett @ Chi., 12/17/61 (15 att.)       |     | Adrian Peterson vs. NYG, 12/27/15 (22 att.)            |
| 154 | Adrian Peterson vs. Chi., 12/9/12 (31 att.)   | 287 | Adrian Peterson @ Chi., 10/19/08 (22 att.)    |     | Bill Brown vs. Bal., 9/13/64 (20 att.)                 |
|     | Dalvin Cook @ G.B., 9/15/19 (20 att.)         | 286 | Alfred Anderson @ Det., 9/23/84 (19 att.)     |     | Bill Brown @ NYG, 12/6/64 (18 att.)                    |
| 153 | Adrian Peterson vs. Ari., 10/21/12 (23 att.)  | 285 | Robert Smith vs. Car., 10/12/97 (23 att.)     |     | Dave Osborn @ Atl., 10/29/67 (19 att.)                 |
| 150 | Chuck Foreman vs. Chi., 10/16/77 (26 att.)    | 284 | Michael Bennett @ G.B., 12/8/02 (19 att.)     |     | Darrin Nelson vs. T.B., 11/15/87 (17 att.)             |
| 148 | Chuck Foreman vs. Pit., 10/4/76 (27 att.)     | 283 | Adrian Peterson vs. T.B., 9/18/11 (25 att.)   |     | Herschel Walker vs. Den., 9/29/91 (12 att.)            |
|     | Herschel Walker vs. G.B., 10/15/89 (18 att.)  | 282 | Dalvin Cook vs. Jax., 12/6/20 (32 att.)       |     | Robert Smith vs. Was., 10/18/98 (24 att.)              |
|     | Herschel Walker vs. G.B., 10/15/89 (18 att.)  | 281 | Darrin Nelson vs. G.B., 11/13/83 (16 att.)    |     | Robert Smith vs. Car., 11/19/00 (23 att.)              |
|     | Onterio Smith @ Chi., 12/14/03 (27 att.)      | 280 | Dalvin Cook @ Buf., 11/13/22 (14 att.)        |     | Michael Bennett vs. Sea., 12/7/03 (25 att.)            |
|     | Mike Boone vs. Chi., 12/29/19 (17 att.)       | 279 | Dave Osborn @ Chi., 12/18/66 (19 att.)        |     | Adrian Peterson vs. Atl., 9/9/07 (19 att.)             |
| 146 | Tommy Mason vs. Bal., 11/17/63 (12 att.)      | 278 | Darrin Nelson vs. Cle., 10/26/86 (22 att.)    |     | Adrian Peterson @ G.B., 9/8/08 (19 att.)               |
|     | Darrin Nelson vs. G.B., 11/10/85 (21 att.)    | 277 | Darrin Nelson @ Dal., 11/26/87 (16 att.)      |     | Adrian Peterson vs. NYG, 12/28/08 (21 att.)            |
|     | Robert Smith @ NYG, 12/26/99 (16 att.)        | 276 | Robert Smith @ K.C., 12/12/99 (21 att.)       |     | Jerick McKinnon @ Buf., 10/19/14 (19 att.)             |
|     | Onterio Smith vs. K.C., 12/20/03 (21 att.)    | 275 | Adrian Peterson, @ Phi., 12/26/10 (22 att.)   |     | Adrian Peterson @ Chi., 11/1/15 (20 att.)              |
|     | Adrian Peterson @ G.B., 11/24/13 (32 att.)    | 274 | Bill Brown vs. Cin., 10/16/65 (15 att.)       |     | Chuck Foreman @ Chi., 10/27/75 (26 att.)               |
| 145 | Adrian Peterson vs. Mia., 9/19/10 (28 att.)   | 273 | Chuck Foreman @ N.O., 11/16/75 (24 att.)      |     | Chuck Foreman vs. Atl., 11/9/75 (26 att.)              |
| 143 | Tommy Mason @ Bal., 12/16/62 (20 att.)        | 272 | Robert Smith vs. Ari., 11/12/00 (20 att.)     |     | Robert Smith vs. Car., 10/6/96 (27 att.)               |
|     | Adrian Peterson vs. Bal., 10/18/09 (22 att.)  | 271 | Chuck Foreman vs. Chi., 9/23/73 (16 att.)     |     | Moe Williams vs. Buf., 9/15/02 (17 att.)               |
| 142 | Dalvin Cook @ Det., 9/20/19 (25 att.)         | 270 | Adrian Peterson vs. Det., 12/2/07 (15 att.)   |     | Adrian Peterson @ K.C., 9/23/07 (25 att.)              |
| 140 | Dalvin Cook @ Car., 10/17/21 (29 att.)        | 269 | Bill Brown @ Dal., 9/25/66 (20 att.)          |     | Adrian Peterson @ Det., 9/30/12 (21 att.)              |
|     | Terry Allen @ G.B., 9/6/92 (12 att.)          | 268 | Dave Osborn vs. NYG, 11/5/67 (16 att.)        |     | Cordarrelle Patterson @ Stl., 9/7/14 (3 att.)          |
|     | Adrian Peterson vs. Pit., 9/29/13 (23 att.)   | 267 | Robert Smith vs. Det., 10/31/93 (23 att.)     |     | Dalvin Cook @ T.B., 12/13/20 (22 att.)                 |
|     | Adrian Peterson @ Dal., 11/3/13 (25 att.)     | 266 | Robert Smith @ Pit., 9/24/95 (15 att.)        |     | Tommy Mason @ G.B., 12/5/65 (21 att.)                  |
| 139 | Dave Osborn vs. Chi., 12/5/70 (29 att.)       | 265 | Scottie Graham @ Cinn., 12/24/95 (25 att.)    |     | Clinton Jones vs. Atl., 9/14/68 (17 att.)              |
|     | Scottie Graham @ G.B., 12/19/93 (30 att.)     | 264 | Robert Smith vs. Det., 11/30/00 (17 att.)     |     | Bill Brown vs. Det., 11/11/73 (19 att.)                |
|     | Adrian Peterson vs. Hou., 11/2/08 (25 att.)   | 263 | Matt Asiata vs. Det., 12/29/13 (14 att.)      |     | Chuck Foreman @ G.B., 11/27/77 (26 att.)               |
| 138 | Tommy Mason @ Det., 12/9/62 (16 att.)         | 262 | Dalvin Cook vs. Dal., 11/22/20 (27 att.)      |     | Chuck Foreman @ Dal., 10/26/78 (22 att.)               |
|     | Bill Brown @ Cle., 10/31/65 (26 att.)         | 261 | Chuck Foreman @ Det., 10/7/73 (16 att.)       |     | Leroy Hoard vs. T.B., 12/15/96 (20 att.)               |
|     | Mewelde Moore vs. Ten., 10/24/04 (20 att.)    | 260 | Michael Bennett @ T.B., 11/3/02 (10 att.)     |     | Robert Smith vs. Det., 12/14/97 (20 att.)              |
| 137 | Tommy Mason vs. Bal., 9/13/64 (20 att.)       | 259 | Ted Brown @ Chi., 9/21/80 (22 att.)           |     | Mewelde Moore vs. N.O., 9/25/05 (23 att.)              |
|     | Robert Smith vs. N.O., 11/8/98 (20 att.)      | 258 | Terry Allen vs. Mia., 9/25/94 (15 att.)       |     | Robert Smith vs. Jax., 12/20/98 (19 att.)              |
| 136 | Chester Taylor vs. Ari., 11/26/06 (27 att.)   | 257 | Terry Allen @ T.B., 10/30/94 (17 att.)        |     | Chester Taylor @ S.F., 12/9/07 (8 att.)                |
|     | Dalvin Cook vs. Mia., 12/16/18 (19 att.)      | 256 | Robert Smith vs. Det., 9/1/96 (22 att.)       |     | Chuck Foreman vs. G.B., 12/8/73 (19 att.)              |
|     |   | 255 | Michael Bennett, vs. Tenn., 12/9/01 (16 att.) |     | Chuck Foreman vs. Sea., 11/14/76 (17 att.)             |
|     |   | 254 | Chester Taylor, vs. Car., 9/17/06 (24 att.)   |     | Ted Brown vs. Dal., 1/3/83 (29 att.)                   |

# VIKINGS BIG DAYS

Terry Allen vs. G.B., 12/27/92 (20 att.)  
 Adrian Peterson @ Chi., 9/15/13 (26 att.)

## CAREER 100-YARD RUSHING GAMES

| No. | Player                    | W-L        |
|-----|---------------------------|------------|
| 49  | Adrian Peterson           | 33-15-1    |
| 29  | Robert Smith              | 22-7       |
| 21  | Dalvin Cook               | 14-7       |
| 17  | Chuck Foreman             | 16-1       |
| 9   | Michael Bennett           | 5-4        |
| 8   | Bill Brown                | 4-4        |
| 7   | Terry Allen               | 7-0        |
| 6   | Tommy Mason               | 2-4        |
|     | Dave Osborn               | 3-3        |
|     | Ted Brown                 | 5-1        |
|     | Darrin Nelson             | 3-3        |
|     | Chester Taylor            | 6-0        |
| 4   | Herschel Walker           | 3-1        |
|     | Mewelde Moore             | 4-0        |
| 3   | <b>Alexander Mattison</b> | <b>2-1</b> |
|     | Lataavius Murray          | 3-0        |
|     | Scottie Graham            | 2-1        |
|     | Leroy Hoard               | 3-0        |
| 2   | Clinton Jones             | 2-0        |
|     | Alfred Anderson           | 1-1        |
|     | Moe Williams              | 1-1        |
|     | Onterio Smith             | 1-1        |
|     | Jerick McKinnon           | 1-1        |
| 1   | Ray Hayes                 | 1-0        |
|     | Mel Triplett              | 0-1        |
|     | Oscar Reed                | 1-0        |
|     | Tony Galbreath            | 1-0        |
|     | Artose Pinner             | 1-0        |
|     | Toby Gerhart              | 1-0        |
|     | Joe Webb                  | 0-1        |
|     | Matt Asiata               | 1-0        |
|     | Cordarrelle Patterson     | 1-0        |
|     | Mike Boone                | 0-1        |

## PASSING

### MOST PASSING YARDS

|     |   |
|-----|---|
| 490 | Tommy Kramer @ Was., 11/2/86 (20 of 35)           |
| 460 | <b>Kirk Cousins vs. Ind., 12/17/22 (34 of 48)</b> |
| 456 | Tommy Kramer vs. Cle., 12/14/80 (38 of 54)        |
| 449 | Joe Kapp vs. Bal., 9/28/69 (28 of 43)             |
| 446 | Brett Favre vs. Ari., 11/7/10 (36 of 47)          |
| 444 | Tommy Kramer @ S.D., 10/11/81 (27 of 43)          |
| 442 | Randall Cunningham @ G.B., 10/5/98 (20 of 32)     |
| 436 | Tommy Kramer vs. Chi., 9/19/85 (28 of 55)         |
| 425 | <b>Kirk Cousins @ Det., 12/11/22 (31 of 41)</b>   |
|     | <b>Kirk Cousins @ G.B., 9/16/18 (35 of 48)</b>    |
|     | Daunte Culpepper @ N.O., 10/17/04 (26 of 37)      |
| 422 | <b>Kirk Cousins @ LA Rams, 9/27/18 (36 of 50)</b> |
| 420 | Warren Moon vs. N.O., 11/6/94 (33 of 57)          |
| 407 | Fran Tarkenton @ S.F., 10/24/65 (21 of 34)        |
| 405 | <b>Kirk Cousins @ Det., 1/3/21 (28 of 40)</b>     |
| 404 | Daunte Culpepper @ Det., 12/19/04 (25 of 35)      |
| 400 | Warren Moon vs. NYJ, 11/20/94 (33 of 50)          |
| 396 | Daunte Culpepper @ Oak., 11/16/03 (27 of 49)      |
|     | Daunte Culpepper @ Hou., 10/10/04 (36 of 50)      |
| 395 | Tommy Kramer vs. Atl., 9/7/80 (30 of 42)          |
| 392 | Brett Favre vs. Chi., 11/29/09 (32 of 48)         |
| 391 | Wade Wilson vs. Det., 11/6/88 (28 of 35)          |
| 386 | Tommy Kramer @ T.B., 10/7/84 (27 of 47)           |
| 384 | Warren Moon @ Det., 11/23/95 (30 of 47)           |
|     | Tommy Kramer vs. G.B., 11/29/81 (38 of 55)        |
| 382 | Matt Cassel vs. Phi., 12/15/13 (26 of 35)         |
|     | Sam Bradford @ G.B., 12/24/16 (34 of 50)          |
| 381 | Christian Ponder vs. Den., 12/4/11 (29 of 47)     |

|     |  |
|-----|--|
| 378 | <b>Kirk Cousins vs. S.F., 10/23/23 (35 of 45)</b>  |
| 374 | Wade Wilson @ T.B., 12/16/90 (24 of 39)            |
|     | Jeff George @ Chi., 11/14/99 (25 of 44)            |
| 373 | <b>Kirk Cousins @ Car., 10/17/21 (33 of 48)</b>    |
| 370 | Daunte Culpepper @ S.D., 11/9/03 (32 of 44)        |
| 369 | Case Keenum vs. T.B., 9/24/17 (25 of 33)           |
| 367 | <b>Kirk Cousins vs. LA C, 9/24/23 (32 of 50)</b>   |
| 366 | Sean Salisbury @ Den., 11/14/93 (19 of 37)         |
| 364 | Randall Cunningham vs. Oak., 9/19/99 (23 of 39)    |
| 364 | <b>Kirk Cousins @ Phi., 9/14/23 (31 of 44)</b>     |
| 363 | Jeff George vs. S.D., 11/28/99 (28 of 43)          |
|     | Daunte Culpepper @ G.B., 11/14/04 (27 of 44)       |
| 361 | Steve Dils @ T.B., 9/5/81 (37 of 62)               |
|     | Wade Wilson vs. N.O., 12/21/86 (24 of 39)          |
| 360 | Daunte Culpepper vs. Chi., 9/26/04 (19 of 30)      |
| 359 | <b>Kirk Cousins vs. N.O., 11/4/18 (31 of 41)</b>   |
|     | Randall Cunningham @ Dal., 11/26/98 (17 of 35)     |
| 357 | Daunte Culpepper vs. Car., 11/19/00 (22 of 29)     |
|     | <b>Kirk Cousins @ Buf., 11/13/22 (30 of 50)</b>    |
| 355 | Warren Moon @ Ari., 10/2/94 (29 of 47)             |
|     | Daunte Culpepper vs. Mia., 9/10/00 (23 of 37)      |
| 352 | Christian Ponder @ Was., 10/14/12 (35 of 52)       |
| 351 | <b>Kirk Cousins @ Cin., 9/12/21 (36 of 49)</b>     |
| 349 | Warren Moon @ N.E., 11/13/94 (26 of 42)            |
|     | Randall Cunningham vs. Chi., 12/6/98 (21 of 31)    |
| 348 | Todd Bouman vs. Tenn., 12/9/01 (21 of 31)          |
| 347 | Fran Tarkenton @ Was., 11/30/75 (27 of 37)         |
|     | Fran Tarkenton vs. Det., 11/7/76 (17 of 25)        |
|     | Sean Salisbury vs. S.D., 11/7/93 (29 of 47)        |
| 346 | Sam Bradford vs N.O., 9/11/17 (27 of 32)           |
| 345 | Randall Cunningham @ Bal., 12/13/98 (32 of 55)     |
|     | Brett Favre vs. Det., 11/15/09 (20 of 29)          |
| 344 | <b>Kirk Cousins vs T.B., 9/10/23 (33 of 44)</b>    |
| 343 | Tommy Kramer @ St.L., 10/25/81 (25 of 55)          |
|     | Daunte Culpepper @ Phi., 9/20/04 (37 of 47)        |
|     | <b>Kirk Cousins vs. Atl., 10/18/20 (24 of 36)</b>  |
| 342 | <b>Kirk Cousins vs. G.B., 11/25/18 (29 of 38)</b>  |
|     | Tommy Kramer vs. Chi., 11/28/82 (26 of 35)         |
|     | Warren Moon @ Ari., 11/12/95 (24 of 43)            |
| 341 | <b>Kirk Cousins vs. G.B., 11/21/21 (24 of 35)</b>  |
| 340 | <b>Kirk Cousins @ Det., 12/5/21 (30 of 40)</b>     |
| 339 | Wade Wilson vs. T.B., 11/30/86 (22 of 33)          |
| 338 | Warren Moon vs. N.O., 11/19/95 (25 of 32)          |
| 337 | <b>Kirk Cousins @ Det., 10/20/19 (24 of 34)</b>    |
| 335 | Wade Wilson @ T.B., 10/23/88 (22 of 30)            |
|     | Daunte Culpepper vs. G.B., 12/17/00 (23 of 38)     |
|     | Teddy Bridgewater @ Ari., 12/10/15 (25 of 36)      |
| 334 | Brad Johnson vs. T.B., 9/14/97 (29 of 44)          |
|     | Brett Favre @ Pit., 10/25/09 (34 of 51)            |
| 333 | <b>Kirk Cousins vs. Phil., 10/13/19 (22 of 29)</b> |
|     | Tommy Kramer vs. Det., 9/20/81 (25 of 42)          |
| 332 | Warren Moon @ T.B., 10/15/95 (33 of 48)            |
|     | Daunte Culpepper @ N.O., 10/7/01 (23 of 34)        |
| 330 | Tommy Kramer @ Atl., 11/23/81 (24 of 47)           |
|     | Daunte Culpepper @ St.L., 11/30/03 (33 of 47)      |
| 328 | Tommy Kramer vs. NYJ, 12/26/82 (32 of 56)          |
| 327 | Fran Tarkenton vs. LA Rams, 10/16/66 (21 of 31)    |
|     | Warren Moon vs. Mia., 9/25/94 (26 of 37)           |
| 326 | Tommy Kramer vs. T.B., 11/16/80 (24 of 37)         |
| 324 | <b>Kirk Cousins vs. Sea., 9/26/21, (30 of 38)</b>  |
| 322 | Tommy Kramer @ S.F., 10/12/86 (26 of 41)           |
|     | Daunte Culpepper vs. T.B., 9/30/01 (30 of 44)      |
| 321 | Tommy Kramer vs. Phi., 12/22/85 (21 of 36)         |
|     | Brett Favre @ Chi., 12/28/09 (26 of 40)            |
| 319 | <b>Kirk Cousins vs. Den., 11/17/19, (29 of 35)</b> |
|     | Fran Tarkenton vs. LA Rams, 11/19/72 (14 of 28)    |
| 318 | Rich Gannon @ Cinn., 9/27/92 (25 of 32)            |

|     |  |
|-----|--|
| 317 | Fran Tarkenton vs. N.O., 12/1/74 (20 of 29)        |
|     | Rich Gannon @ N.E., 10/20/91 (35 of 63)            |
|     | Teddy Bridgewater vs. Atl., 9/28/14 (19 of 30)     |
| 316 | Fran Tarkenton @ Oak., 12/17/78 (23 of 38)         |
|     | Brad Johnson vs. N.O., 11/8/98 (28 of 38)          |
|     | Brett Favre vs. NYG., 1/3/10 (25 of 31)            |
|     | Teddy Bridgewater @ Det., 10/25/15 (25 of 35)      |
| 315 | Tommy Kramer @ Atl., 12/15/85 (22 of 43)           |
|     | Teddy Bridgewater @ Det., 12/14/14 (23 of 37)      |
|     | <b>Kirk Cousins vs. LAR, 12/26/21, (27 of 38)</b>  |
| 314 | Steve Dils @ St.L., 10/30/83 (27 of 38)            |
|     | <b>Kirk Cousins vs. Dal., 11/22/20, (22 of 30)</b> |
| 313 | Daunte Culpepper @ T.B., 10/29/00 (29 of 53)       |
| 312 | Brad Johnson @ NYJ, 11/23/97 (24 of 35)            |
|     | Daunte Culpepper @ N.O., 12/15/02 (26 of 36)       |
|     | Daunte Culpepper @ Det., 12/29/02 (21 of 29)       |
| 311 | Fran Tarkenton vs. Chi., 9/20/64 (22 of 34)        |
|     | Tommy Kramer vs. S.D., 10/20/85 (31 of 46)         |
| 309 | Tommy Kramer vs. T.B., 12/8/85 (21 of 36)          |
|     | Wade Wilson @ G.B., 11/26/89 (23 of 38)            |
|     | Randall Cunningham vs. Chi., 10/10/99 (25 of 47)   |
|     | Teddy Bridgewater vs. NYJ., 12/7/14 (19 of 27)     |
| 308 | Tommy Kramer @ N.E., 12/16/79 (35 of 61)           |
| 307 | Fran Tarkenton @ N.O., 11/16/75 (25 of 39)         |
|     | Sam Bradford @ Wash., 11/13/16 (31 of 40)          |
|     | <b>Kirk Cousins vs. Car., 11/29/20, (34 of 45)</b> |
| 306 | Warren Moon vs. Chi., 12/1/94 (27 of 48)           |
|     | <b>Kirk Cousins @ NYG, 10/6/19, (22 of 27)</b>     |
| 305 | <b>Kirk Cousins vs. Jax., 12/6/20, (28 of 43)</b>  |
| 304 | Case Keenum @ Wash., 11/12/17 (21 of 29)           |
| 303 | Steve Dils vs. G.B., 11/13/83 (21 of 37)           |
|     | Wade Wilson vs. Cinn., 12/25/89 (19 of 35)         |
| 302 | Daunte Culpepper vs. Ari., 11/12/00 (25 of 32)     |
| 301 | <b>Kirk Cousins @ Phil., 10/7/18, (30 of 37)</b>   |
|     | Brett Favre vs. S.F., 9/27/09 (24 of 46)           |
| 300 | Daunte Culpepper vs. N.O., 9/25/05 (21 of 29)      |

## CAREER 300-YARD PASSING GAMES

| No. | Player              | W-L-T          |
|-----|---------------------|----------------|
| 27  | <b>Kirk Cousins</b> | <b>15-11-1</b> |
| 19  | Tommy Kramer        | 9-10           |
|     | Daunte Culpepper    | 11-8           |
| 10  | Warren Moon         | 5-5            |
| 9   | Fran Tarkenton      | 6-3            |
| 7   | Brett Favre         | 5-2            |
|     | Wade Wilson         | 5-2            |
| 6   | Randall Cunningham  | 4-2            |
| 5   | Teddy Bridgewater   | 3-2            |
| 3   | Steve Dils          | 0-3            |
|     | Brad Johnson        | 1-2            |
|     | Sam Bradford        | 1-2            |
| 2   | Rich Gannon         | 1-1            |
|     | Sean Salisbury      | 1-1            |
|     | Jeff George         | 2-0            |
|     | Christian Ponder    | 0-2            |
|     | Case Keenum         | 2-0            |
| 1   | Joe Kapp            | 1-0            |
|     | Todd Bouman         | 1-0            |
|     | Matt Cassel         | 1-0            |

## RECEIVING

### MOST RECEIVING YARDS

|     |   |
|-----|---|
| 223 | <b>Justin Jefferson @ Det., 11/12/11/22 (11 rec.)</b> |
| 210 | Sammy White vs. Det., 11/7/76 (7 rec.)                |
| 204 | Randy Moss @ Chi., 11/14/99 (12 rec.)                 |
| 202 | Paul Flatley @ S.F., 10/24/65 (7 rec.)                |
|     | Adam Thielen @ G.B., 12/24/16 (12 rec.)               |
| 201 | Sidney Rice vs. Det., 11/15/09 (7 rec.)               |
| 192 | <b>Justin Jefferson @ Buf., 11/13/22 (10 rec.)</b>    |

# VIKINGS BIG DAYS

|     |  |     |   |     |  |
|-----|--|-----|---|-----|--|
| 190 | Randy Moss @ G.B., 10/5/98 (5 rec.)                        |     | Cris Carter @ Sea., 11/10/96 (7 rec.)               |     | Stefon Diggs @ Chi., 11/18/18 (13 rec.)              |
| 188 | Anthony Carter vs. Det., 11/6/88 (8 rec.)                  |     | Stefon Diggs @ Det., 10/20/19 (7 rec.)              |     | Adam Thielen @ Car., 10/17/21 (11 rec.)              |
| 184 | Anthony Carter @ Dal., 11/26/87 (8 rec.)                   | 141 | Anthony Carter @ G.B., 10/28/90 (9 rec.)            | 125 | Randy Moss @ Det., 10/17/99 (10 rec.)                |
| 184 | <b>Justin Jefferson vs. G.B., 9/11/22 (9 rec.)</b>         |     | Cris Carter @ Chi., 11/14/99 (9 rec.)               |     | Randy Moss vs. NYG, 10/26/03 (7 rec.)                |
| 182 | Stefon Diggs vs. G.B., 9/18/16 (9 rec.)                    |     | Nate Burleson @ G.B., 11/14/04 (11 rec.)            |     | Adam Thielen vs. G.B., 11/25/18 (8 rec.)             |
|     | <b>Justin Jefferson @ Det., 12/5/21 (11 rec.)</b>          |     | Cordarrelle Patterson @ Bal., 12/8/13 (5 rec.)      | 124 | Anthony Carter @ Phi., 12/1/85 (5 rec.)              |
| 179 | Steve Jordan @ Was., 11/2/86 (6 rec.)                      | 140 | Ted Brown vs. Det., 11/9/80 (9 rec.)                |     | Cris Carter @ Cinn., 9/27/92 (11 rec.)               |
| 177 | Sammy White vs. Chi., 11/28/82 (10 rec.)                   |     | Sammy White vs. Oak., 9/14/81 (7 rec.)              |     | Cris Carter vs. Chi., 12/1/94 (9 rec.)               |
| 176 | Sidney Rice vs. Bal., 10/18/09 (6 rec.)                    |     | Hassan Jones vs. Pit., 9/21/86 (6 rec.)             |     | Cris Carter vs. Cle., 12/9/95 (8 rec.)               |
| 175 | <b>Justin Jefferson vs. Ten., 9/27/20 (7 rec.)</b>         |     | Jerome Simpson @ Det., 9/8/13 (7 rec.)              |     | Jerome Simpson vs. Pit., 9/29/13 (7 rec.)            |
| 174 | Paul Flatley vs. Det., 11/24/63 (6 rec.)                   | 139 | John Gilliam vs. Chi., 11/25/73 (5 rec.)            |     | <b>Justin Jefferson vs. Det., 10/10/21 (7 rec.)</b>  |
| 173 | Stefon Diggs vs. T.B., 9/24/17 (8 rec.)                    |     | John Gilliam @ N.O., 11/16/75 (6 rec.)              | 123 | Gordon Smith @ S.F., 11/26/61 (3 rec.)               |
| 172 | Gene Washington vs. Bal., 9/28/69 (6 rec.)                 |     | Sammy White vs. LA Rams, 9/19/76 (9 rec.)           |     | Anthony Carter @ T.B., 10/23/88 (6 rec.)             |
|     | Randy Moss vs. S.F., 9/28/03 (8 rec.)                      |     | Ahmad Rashad @ Det., 12/18/77 (8 rec.)              |     | Anthony Carter vs. Hou., 9/10/89 (7 rec.)            |
| 171 | Randy Moss vs. NYG, 11/19/01 (10 rec.)                     |     | <b>Justin Jefferson vs. N.E., 11/24/22 (9 rec.)</b> |     | Jarius Wright vs. NYJ., 12/7/14 (4 rec.)             |
| 169 | <b>Justin Jefferson vs. G.B., 11/21/21 (8 rec.)</b>        | 138 | Cris Carter vs. Car., 11/19/00 (8 rec.)             |     | Adam Thielen vs. L.A.R., 11/19/17 (6 rec.)           |
| 168 | Cris Carter vs. Mia., 9/10/00 (9 rec.)                     | 137 | Ray Poage vs. S.F., 9/29/63 (4 rec.)                |     | Adam Thielen vs. Ariz., 10/14/18 (11 rec.)           |
|     | Randy Moss @ Det., 10/1/00 (7 rec.)                        |     | John Henderson @ Bos., 12/13/70 (8 rec.)            |     | Stefon Diggs @ LA Rams, 9/27/18 (4 rec.)             |
| 167 | Stefon Diggs vs. Phil., 10/13/19 (7 rec.)                  |     | Darrin Nelson vs. G.B., 11/13/83 (7 rec.)           |     | Adam Thielen vs. Dal., 11/22/20 (8 rec.)             |
|     | Cris Carter @ Ari., 10/2/94 (14 rec.)                      |     | Cris Carter vs. N.O., 11/19/95 (12 rec.)            |     | <b>Justin Jefferson vs. Ind., 12/17/22 (10 rec.)</b> |
| 166 | Adam Thielen @ Wash., 11/12/17 (8 rec.)                    | 136 | Jim Lash vs. G.B., 11/17/74 (6 rec.)                |     | <b>Jordan Addison vs. S.F., 10/23/23 (7 rec.)</b>    |
|     | <b>Justin Jefferson vs. Atl., 10/18/20 (9 rec.)</b>        |     | Ahmad Rashad vs. G.B., 9/23/79 (9 rec.)             | 122 | Gene Washington @ Chi., 10/11/70 (8 rec.)            |
| 164 | Anthony Carter vs. S.D., 11/7/93 (10 rec.)                 |     | Cris Carter vs. T.B., 12/3/95 (6 rec.)              |     | Randy Moss vs. Chi., 10/10/99 (8 rec.)               |
|     | Stefon Diggs @ Wash., 11/13/16 (13 rec.)                   |     | Cris Carter vs. S.D., 11/28/99 (11 rec.)            |     | Bernard Berrian vs. Chi., 11/30/08 (4 rec.)          |
| 163 | Randy Moss @ Dal., 11/26/98 (3 rec.)                       |     | Randy Moss vs. G.B., 12/17/00 (4 rec.)              |     | Kyle Rudolph @ Det., 12/23/18 (9 rec.)               |
|     | Greg Jennings vs. Phi., 12/15/13 (11 rec.)                 |     | Visanthe Shiancoe vs. Atl., 12/21/08 (7 rec.)       | 121 | Ahmad Rashad vs. S.F., 12/4/77 (7 rec.)              |
| 162 | Hassan Jones @ T.B., 12/16/90 (7 rec.)                     |     | Sidney Rice @ Pit., 10/25/09 (10 rec.)              |     | Jake Reed vs. NYJ., 11/20/94 (5 rec.)                |
| 160 | Ahmad Rashad vs. Atl., 9/7/80 (11 rec.)                    | 135 | Cris Carter @ Dal., 11/26/98 (7 rec.)               |     | Cris Carter @ Buf., 8/31/97 (8 rec.)                 |
|     | Randy Moss @ Stl., 11/30/03 (10 rec.)                      |     | Adam Thielen @ LA Rams., 9/27/18 (8 rec.)           |     | Stefon Diggs vs. Den., 11/17/19 (5 rec.)             |
| 159 | Leo Lewis @ Was., 11/2/86 (3 rec.)                         |     | <b>Justin Jefferson @ Chi., 11/16/20 (8 rec.)</b>   |     | <b>Justin Jefferson vs. Jax., 12/6/20 (9 rec.)</b>   |
|     | <b>Justin Jefferson @ Phi., 9/14/23 (11 rec.)</b>          | 134 | Rickey Young @ N.O., 9/3/78 (12 rec.)               | 120 | Sammy White @ Mia., 12/11/76 (9 rec.)                |
| 158 | Randy Moss vs. Tenn, 12/9/01 (7 rec.)                      |     | Cris Carter @ Den., 11/14/93 (6 rec.)               |     | Sammy White vs. T.B., 11/16/80 (6 rec.)              |
| 157 | Cris Carter @ Ari., 11/12/95 (12 rec.)                     |     | Jake Reed @ Oak., 11/17/96 (4 rec.)                 |     | Terry LeCount @ S.D., 10/11/81 (6 rec.)              |
|     | Jake Reed vs. N.O., 11/6/94 (8 rec.)                       |     | Jake Reed vs. Phi., 9/28/97 (6 rec.)                |     | Sammy White @ St.L. Cards, 10/25/81 (7 rec.)         |
|     | Adam Thielen vs. N.O., 9/11/17 (9 rec.)                    |     | Randy Moss vs. Atl., 10/1/02 (9 rec.)               |     | Randy Moss vs. T.B., 10/3/99 (4 rec.)                |
|     | <b>K.J. Osborn vs. Ind., 12/17/22 (10 rec.)</b>            |     | Nate Burleson @ N.O., 10/17/04 (6 rec.)             |     | Randy Moss @ S.D., 11/9/03 (11 rec.)                 |
| 156 | Paul Flatley vs. Bal., 11/17/63 (7 rec.)                   |     | Nate Burleson @ Det., 12/19/04 (5 rec.)             | 119 | Tommy Mason vs. LA Rams, 11/25/62 (5 rec.)           |
|     | Percy Harvin vs. Den., 12/4/11 (8 rec.)                    | 133 | Paul Flatley vs. G.B., 11/21/65 (6 rec.)            |     | Gene Washington vs. Cle., 11/9/69 (7 rec.)           |
|     | Randy Moss vs. Det., 1/2/00 (5 rec.)                       |     | Gene Washington @ Chi., 10/27/68 (6 rec.)           |     | Jake Reed @ G.B., 9/21/97 (9 rec.)                   |
| 155 | <b>Justin Jefferson vs. Chi., 10/9/22 (12 rec.)</b>        |     | Randy Moss vs. Sea., 12/7/03 (8 rec.)               |     | Cris Carter @ G.B., 10/5/98 (8 rec.)                 |
| 153 | Jake Reed vs. Chi., 10/28/96 (11 rec.)                     |     | Percy Harvin @ Was., 10/14/12 (11 rec.)             |     | Cris Carter vs. Ari., 11/12/00 (11 rec.)             |
|     | Randy Moss vs. G.B., 11/22/98 (8 rec.)                     |     | <b>Justin Jefferson @ Det., 1/3/21 (9 rec.)</b>     |     | Randy Moss vs. Chi., 10/27/02 (9 rec.)               |
| 152 | Gene Washington @ NYG, 9/21/69 (7 rec.)                    |     | <b>T.J. Hockenson vs. NYG, 12/24/22 (13 rec.)</b>   |     | Randy Moss vs. Chi., 9/26/04 (7 rec.)                |
|     | Ahmad Rashad vs. S.F., 9/2/79 (7 rec.)                     | 132 | Mike Jones @ LA Raiders, 10/14/84 (5 rec.)          |     | Stefon Diggs vs. N.O. (10 rec.)                      |
| 151 | Ahmad Rashad @ Atl., 11/23/81 (9 rec.)                     |     | Anthony Carter vs. Phi., 12/22/85 (6 rec.)          | 118 | Hugh McElhenny vs. G.B., 10/14/62 (5 rec.)           |
|     | Cris Carter @ Phi., 10/15/90 (6 rec.)                      |     | Hassan Jones @ Dal., 11/13/88 (3 rec.)              |     | Paul Flatley vs. Chi., 10/2/66 (5 rec.)              |
|     | Cris Carter vs. N.O., 11/6/94 (12 rec.)                    |     | Jarius Wright vs. Atl., 9/28/14 (8 rec.)            |     | Sam McCullum @ K.C., 12/14/74 (6 rec.)               |
|     | Randy Moss vs. Den., 10/19/03 (10 rec.)                    | 131 | Chuck Foreman @ Dal., 10/6/74 (5 rec.)              |     | Chuck Foreman vs. NYG, 10/17/76 (8 rec.)             |
| 150 | Jake Reed @ NYJ, 11/23/97 (8 rec.)                         |     | Sammy White vs. Dal., 10/7/79 (7 rec.)              |     | Anthony Carter vs. Cinn., 12/25/89 (7 rec.)          |
|     | Randy Moss @ G.B., 9/7/03 (9 rec.)                         |     | Jake Reed vs. T.B., 9/14/97 (6 rec.)                |     | Cris Carter vs. Phoe. Cards, 10/13/91 (6 rec.)       |
|     | Marcus Robinson @ Hou., 10/10/04 (9 rec.)                  |     | Randy Moss vs. G.B., 12/20/99 (5 rec.)              |     | Jake Reed @ Chi., 9/7/97 (12 rec.)                   |
|     | <b>Justin Jefferson vs. T.B., 9/10/23 (9 rec.)</b>         |     | Cris Carter @ NYG, 12/26/99 (5 rec.)                |     | Randy Moss vs. T.B., 10/9/00 (5 rec.)                |
| 149 | Jake Reed @ Det., 11/23/95 (6 rec.)                        |     | Bernard Berrian vs. Det., 10/12/08 (5 rec.)         |     | <b>Justin Jefferson vs. Sea., 9/26/21 (9 rec.)</b>   |
|     | <b>Justin Jefferson vs. LA C, 9/24/23 (7 rec.)</b>         | 130 | Adam Thielen @ G.B., 9/16/18 (12 rec.)              | 117 | Justin Jefferson vs. Sea., 9/26/21 (9 rec.)          |
| 148 | Jake Reed @ Atl., 9/8/96 (4 rec.)                          |     | Charley Ferguson @ Chi., 11/11/62 (3 rec.)          |     | Ahmad Rashad vs. T.B., 10/28/79 (7 rec.)             |
|     | Koren Robinson @ Det, 12/4/05 (4 rec.)                     |     | Leo Lewis vs. Was., 11/29/84 (7 rec.)               |     | Anthony Carter @ LA Rams, 9/20/87 (4 rec.)           |
| 147 | <b>Justin Jefferson @ N.O. (London), 10/2/22 (10 rec.)</b> |     | Randy Moss @ G.B., 11/6/00 (6 rec.)                 |     | Jake Reed @ T.B., 11/1/98 (6 rec.)                   |
| 146 | Anthony Carter vs. Den., 11/4/90 (5 rec.)                  | 129 | Adam Thielen @ NYG, 10/6/19 (7 rec.)                |     | Qadry Ismail @ NYG, 10/10/94 (7 rec.)                |
| 144 | Anthony Carter @ Atl., 12/15/85 (7 rec.)                   |     | John Henderson @ Atl., 12/20/70 (7 rec.)            |     | Kyle Rudolph vs. Chi., 1/1/17 (11 rec.)              |
|     | James Brim vs. G.B., 10/4/87 (6 rec.)                      |     | John Gilliam vs. Det., 11/11/73 (5 rec.)            |     | <b>K.J. Osborn @ Chi., 1/8/23 (5 rec.)</b>           |
|     | Cris Carter @ Det., 10/31/99 (8 rec.)                      |     | Jake Reed vs. G.B., 9/22/96 (7 rec.)                | 116 | Bill Brown @ LA Rams, 11/19/72 (5 rec.)              |
|     | Randy Moss @ Dal., 11/23/00 (7 rec.)                       |     | Stefon Diggs vs. K.C., 10/18/15 (7 rec.)            |     | John Gilliam vs. Phi., 10/21/73 (6 rec.)             |
|     | Randy Moss @ Pit., 12/2/01 (8 rec.)                        | 128 | Bill Brown @ Chi., 12/13/64 (3 rec.)                |     | Rickey Young @ N.E., 12/16/79 (15 rec.)              |
|     | Randy Moss @ Det., 12/16/01 (7 rec.)                       |     | Stefon Diggs @ G.B., 9/16/18 (9 rec.)               |     | Cris Carter vs. N.E., 11/2/97 (8 rec.)               |
| 143 | Stefon Diggs vs. Wash., 10/24/19 (7 rec.)                  | 127 | Cris Carter vs. LA Raiders, 12/22/90 (8 rec.)       |     | Cris Carter vs. Dal., 11/8/99 (9 rec.)               |
|     | <b>Justin Jefferson @ LAC, 11/14/21 (9 rec.)</b>           |     | Jake Reed vs. Mia., 9/25/94 (9 rec.)                |     | Adam Thielen @ Phil., 10/7/18 (7 rec.)               |
| 142 | Jim Phillips vs. LA, 10/16/66 (6 rec.)                     |     | Randy Moss vs. S.D., 11/28/99 (7 rec.)              |     | <b>Justin Jefferson vs LAR, 12/26/21 (8 rec.)</b>    |
|     | Ahmad Rashad vs. Cle., 12/14/80 (9 rec.)                   | 126 | Adam Thielen vs. Hou., 10/9/16 (7 rec.)             | 115 | Ahmad Rashad @ Oak., 12/17/78 (5 rec.)               |
|     | Sammy White @ Buf., 9/16/82 (9 rec.)                       |     | Bob Grim @ Det., 9/20/71 (7 rec.)                   |     | Ted Brown vs. Det., 9/20/81 (9 rec.)                 |
|     | Qadry Ismail vs. N.O., 11/19/95 (5 rec.)                   |     | Moe Williams @ S.D., 11/9/03 (11 rec.)              |     | Joe Senser vs. NYJ, 12/26/82 (10 rec.)               |
|     |  |     | Percy Harvin vs. Ari., 11/17/10 (9 rec.)            |     | Cris Carter vs. Hou. Oilers, 10/8/95 (12 rec.)       |



# VIKINGS BIG DAYS

|     |  |     |
|-----|--|-----|
|     | Cris Carter @ T.B., 10/29/00 (7 rec.)                |     |
|     | Randy Moss vs. G.B., 11/17/02 (6 rec.)               |     |
|     | Kelly Campbell @ Oak., 11/16/03 (4 rec.)             | 105 |
|     | Percy Harvin vs. Chi., 1/1/12 (10 rec.)              |     |
|     | <b>Justin Jefferson @ Was., 11/6/22 (7 rec.)</b>     |     |
| 114 | Cris Carter @ N.E., 10/20/91 (10 rec.)               |     |
|     | Jerick McKinnon vs. Cin., 12/17/17 (7 rec.)          |     |
| 113 | Tommy Mason vs. Phi., 10/28/62 (4 rec.)              |     |
|     | Anthony Carter vs. Phi., 9/25/88 (6 rec.)            |     |
|     | Cris Carter @ Was., 12/31/93 (7 rec.)                | 104 |
|     | Randy Moss @ N.O., 12/15/02 (11 rec.)                |     |
|     | Adam Thielen @ Hou., 10/4/20 (8 rec.)                |     |
| 112 | Jerry Reichow vs. LA Rams, 12/3/61 (6 rec.)          |     |
|     | Jim Lash vs. N.O., 12/1/74 (3 rec.)                  |     |
|     | Sammy White @ Chi., 12/6/81 (8 rec.)                 |     |
|     | Steve Jordan vs. G.B., 9/28/86 (6 rec.)              |     |
|     | Cris Carter vs. G.B., 12/21/91 (7 rec.)              |     |
|     | Sidney Rice vs. NYG., 11/15/09 (7 rec.)              |     |
| 111 | John Gilliam vs. N.O., 11/5/72 (4 rec.)              |     |
|     | John Gilliam vs. Chi., 12/3/72 (5 rec.)              | 103 |
|     | Anthony Carter @ Det., 11/9/86 (5 rec.)              |     |
|     | Cris Carter vs. Det., 11/24/91 (7 rec.)              |     |
|     | Anthony Carter @ Den., 11/14/93 (4 rec.)             |     |
|     | Cris Carter @ Buf., 12/11/94 (9 rec.)                |     |
|     | Jake Reed @ Cinn., 12/24/95 (5 rec.)                 |     |
|     | Cris Carter @ Chi., 10/15/00 (7 rec.)                |     |
|     | Cris Carter vs. Det., 10/14/01 (8 rec.)              |     |
|     | Randy Moss vs. Buf., 9/15/02 (11 rec.)               |     |
|     | Randy Moss vs. K.C., 12/20/03 (7 rec.)               |     |
| 110 | Michael Jenkins vs. G.B., 10/23/11 (3 rec.)          |     |
|     | Tony Galbreath vs. T.B., 11/6/83 (11 rec.)           | 102 |
|     | Mike Jones @ T.B., 10/7/84 (6 rec.)                  |     |
|     | Terry Allen @ LA Rams, 11/29/92 (10 rec.)            |     |
|     | Randy Moss vs. Buf., 10/22/00                        |     |
|     | Randy Moss vs. Mia., 12/21/02 (7 rec.)               |     |
|     | Nate Burleson vs. G.B., 12/24/04                     |     |
|     | Bernard Berrian @ N.O., 10/6/08 (6 rec.)             | 101 |
|     | Adam Thielen @ NY Jets, 10/21/18 (9 rec.)            |     |
|     | Adam Thielen G.B., 9/13/20 (6 rec.)                  |     |
| 109 | Bill Brown vs. St.L., 10/8/67 (3 rec.)               |     |
|     | John Gilliam @ Det., 9/24/72 (4 rec.)                |     |
|     | John Gilliam vs. N.O., 12/1/74 (5 rec.)              |     |
|     | Ahmad Rashad vs. Chi., 10/10/76 (7 rec.)             |     |
|     | Ted Brown @ S.D., 10/11/81 (5 rec.)                  |     |
|     | Anthony Carter vs. Det., 10/15/92 (5 rec.)           |     |
|     | Cris Carter vs. Was., 10/18/98 (5 rec.)              | 100 |
|     | Randy Moss @ Det., 12/29/02 (6 rec.)                 |     |
|     | <b>Justin Jefferson vs. Chi., 12/24/22 (12 rec.)</b> |     |
| 108 | Jake Reed @ G.B., 9/26/99 (6 rec.)                   |     |
|     | Percy Harvin vs. Ten., 10/7/12 (8 rec.)              |     |
|     | Stefon Diggs @ Det., 10/25/15 (6 rec.)               |     |
|     | Stefon Diggs @ Chi., 9/29/19 (7 rec.)                |     |
| 107 | Paul Flatley @ G.B., 11/10/63 (3 rec.)               |     |
|     | John Gilliam @ S.F., 10/14/73 (7 rec.)               |     |
|     | Ahmad Rashad vs. Phi., 12/3/78 (9 rec.)              |     |
|     | Terry LeCount vs. S.F., 9/8/83 (5 rec.)              |     |
|     | Sammy White vs. Dal., 10/2/83 (3 rec.)               |     |
|     | Jake Reed vs. Dal., 9/17/95 (7 rec.)                 |     |
|     | Cris Carter @ Chi., 9/7/97 (9 rec.)                  |     |
|     | Cris Carter vs. Buf., 10/22/00 (7 rec.)              |     |
|     | <b>Justin Jefferson vs. Chi., 1/9/21 (5 rec.)</b>    |     |
|     | <b>Justin Jefferson @ Mia., 10/16/22 (6 rec.)</b>    |     |
| 106 | Charley Ferguson @ Pit., 11/3/62 (4 rec.)            |     |
|     | Ray Poage vs. G.B., 10/13/63 (3 rec.)                |     |
|     | John Gilliam @ G.B., 10/29/72 (5 rec.)               |     |
|     | Chuck Foreman @ N.O., 9/12/76 (7 rec.)               |     |
|     | Hassan Jones vs. G.B., 9/28/86 (6 rec.)              |     |
|     | Anthony Carter vs. Chi., 12/6/87 (3 rec.)            |     |
|     | Anthony Carter @ T.B., 12/16/90 (8 rec.)             |     |
|     | Cris Carter @ G.B., 12/19/93 (6 rec.)                |     |
|     | Randy Moss vs. Chi., 12/6/98 (8 rec.)                |     |

|  |   |     |
|--|---|-----|
|  | Randy Moss vs. Car., 11/19/00 (5 rec.)              |     |
|  | Kyle Rudolph vs. G.B., 11/22/15 (6 rec.)            |     |
|  | Paul Flatley vs. LA Rams, 11/7/65 (5 rec.)          | 105 |
|  | John Gilliam @ LA Rams, 11/19/72 (4 rec.)           | 3   |
|  | Chuck Foreman vs. NYJ, 10/12/75 (9 rec.)            |     |
|  | Cris Carter @ NYJ, 11/23/97 (6 rec.)                |     |
|  | Sidney Rice vs. Buf., 12/5/10 (5 rec.)              |     |
|  | Adam Thielen @ Car., 12/10/17 (6 rec.)              |     |
|  | Adam Thielen vs. Buff., (14 rec.)                   |     |
|  | Sammy White vs. Det., 10/9/77 (4 rec.)              | 2   |
|  | Mike Jones vs. T.B., 12/8/85 (4 rec.)               |     |
|  | Anthony Carter @ T.B., 11/21/93 (9 rec.)            |     |
|  | Randy Moss vs. Ari., 11/12/00 (7 rec.)              |     |
|  | Onterio Smith vs. Chi., 9/26/04 (6 rec.)            |     |
|  | Randy Moss vs. Seattle, 12/12/04 (4 rec.)           |     |
|  | Bernard Berrian vs. Hou., 11/2/08 (2 rec.)          |     |
|  | Percy Harvin @ N.E., 10/31/10 (6 rec.)              |     |
|  | Percy Harvin @ Ind., 9/16/12 (12 rec.)              |     |
|  | <b>Justin Jefferson vs. Chi., 12/20/20 (8 rec.)</b> |     |
|  | Jerry Reichow vs. Chi., 9/17/61 (3 rec.)            | 103 |
|  | Tom Hall @ G.B., 10/4/64 (7 rec.)                   |     |
|  | Ahmad Rashad @ S.F., 11/19/76 (6 rec.)              |     |
|  | Anthony Carter @ G.B., 11/26/89 (6 rec.)            | 1   |
|  | Hassan Jones vs. N.O., 9/16/90 (4 rec.)             |     |
|  | Charles Johnson vs. NYJ., 12/7/14 (4 rec.)          |     |
|  | Stefon Diggs @ Tenn., 9/11/16 (7 rec.)              |     |
|  | Adam Thielen vs. N.O., 10/28/18 (7 rec.)            |     |
|  | <b>Justin Jefferson @ Hou., 10/4/20 (4 rec.)</b>    |     |
|  | Ihmir Smith-Marsette vs. Chi., 1/9/21 (5 rec.)      | 102 |
|  | John Gilliam vs. Hou., 10/13/74 (2 rec.)            |     |
|  | Ahmad Rashad @ LA Rams, 12/2/79 (6 rec.)            |     |
|  | Anthony Carter vs. Chi., 9/19/85 (4 rec.)           |     |
|  | Anthony Carter @ Det., 11/17/85 (6 rec.)            |     |
|  | Randy Moss @ Det., 12/19/04 (4 rec.)                |     |
|  | Troy Williamson vs. Car., 9/17/06 (6 rec.)          |     |
|  | Adam Thielen vs. S.F. (6 rec.)                      |     |
|  | Gene Washington @ Bos., 12/13/70 (7 rec.)           | 101 |
|  | Bob Grim @ G.B., 10/17/71 (7 rec.)                  |     |
|  | Joe Senser vs. T.B., 11/8/81 (8 rec.)               |     |
|  | Leo Lewis @ Det., 9/23/84 (5 rec.)                  |     |
|  | Hassan Jones vs. T.B., 9/30/90 (5 rec.)             |     |
|  | Adrian Cooper vs. NYJ, 11/20/94 (7 rec.)            |     |
|  | Qadry Ismail vs. T.B., 11/27/94 (6 rec.)            |     |
|  | Percy Harvin vs. Chi., 11/29/09 (6 rec.)            |     |
|  | Adam Thielen @ Jack., 12/11/16 (4 rec.)             |     |
|  | Sammy White @ Det., 9/30/79 (6 rec.)                | 100 |
|  | Joe Senser @ S.D., 10/11/81 (7 rec.)                |     |
|  | Joe Senser @ St L Cards, 10/25/81 (5 rec.)          |     |
|  | Hassan Jones vs. N.O., 12/21/86 (5 rec.)            |     |
|  | Cris Carter vs. NYJ, 11/20/94 (9 rec.)              |     |
|  | Jake Reed vs. Oak., 9/19/99 (5 rec.)                |     |
|  | Percy Harvin @ Phi., 12/26/10 (7 rec.)              |     |

|  |                       |            |
|--|-----------------------|------------|
|  | Chuck Foreman         | 4-0        |
|  | Joe Senser            | 2-2        |
|  | Nate Burleson         | 2-2        |
|  | Qadry Ismail          | 2-1        |
|  | Bill Brown            | 2-1        |
|  | Ted Brown             | 3-0        |
|  | Leo Lewis             | 1-2        |
|  | Mike Jones            | 2-1        |
|  | Kyle Rudolph          | 2-1        |
|  | Jerry Reichow         | 2-0        |
|  | Tommy Mason           | 1-1        |
|  | Charley Ferguson      | 0-2        |
|  | Ray Poage             | 1-1        |
|  | John Henderson        | 2-0        |
|  | Bob Grim              | 2-0        |
|  | Jim Lash              | 2-0        |
|  | Percy Harvin          | 0-2        |
|  | Terry LeCount         | 1-1        |
|  | Steve Jordan          | 1-1        |
|  | Jerome Simpson        | 1-1        |
|  | Jarius Wright         | 2-0        |
|  | K.J. Osborn           | 2-0        |
|  | Gordie Smith          | 0-1        |
|  | Hugh McElhenny        | 0-1        |
|  | Tom Hall              | 1-0        |
|  | Jim Phillips          | 1-0        |
|  | Sam McCullum          | 1-0        |
|  | Terry Allen           | 1-0        |
|  | Tony Galbreath        | 0-1        |
|  | Darrin Nelson         | 0-1        |
|  | James Brim            | 0-1        |
|  | Adrian Cooper         | 0-1        |
|  | Moe Williams          | 0-1        |
|  | Kelly Campbell        | 0-1        |
|  | Marcus Robinson       | 1-0        |
|  | Onterio Smith         | 1-0        |
|  | Koren Robinson        | 1-0        |
|  | Troy Williamson       | 1-0        |
|  | Visanthe Shiancoe     | 0-1        |
|  | Michael Jenkins       | 0-1        |
|  | Greg Jennings         | 1-0        |
|  | Cordarrelle Patterson | 0-1        |
|  | Charles Johnson       | 1-0        |
|  | Jerick McKinnon       | 1-0        |
|  | Ihmir Smith-Marsette  | 1-0        |
|  | <b>T.J. Hockenson</b> | <b>1-0</b> |
|  | <b>Jordan Addison</b> | <b>1-0</b> |

## VIKINGS 100-YARD AND 300-YARD PERFORMANCE LEADERS

### RECEIVING

#### SEASON 100+ RECEIVING GAMES

|           |                               |
|-----------|-------------------------------|
| <b>10</b> | <b>Justin Jefferson, 2022</b> |
| 9         | Adam Thielen, 2018            |
| 8         | Randy Moss, 2003              |
|           | Randy Moss, 2000              |
| 7         | Randy Moss, 2002              |
|           | Randy Moss, 1999              |
|           | <b>Justin Jefferson, 2020</b> |
|           | <b>Justin Jefferson, 2021</b> |

#### SEASON CONSECUTIVE 100+ RECEIVING GAMES

|   |                    |
|---|--------------------|
| 8 | Adam Thielen, 2018 |
| 4 | Randy Moss, 2002   |
|   | Randy Moss, 2000   |
|   | Jake Reed, 1997    |
|   | Cris Carter, 1999  |

#### CAREER 100-YARD RECEIVING GAMES

| No.       | Player                  | W-L-T       |
|-----------|-------------------------|-------------|
| 41        | Randy Moss              | 29-12       |
| 40        | Cris Carter             | 30-10       |
| <b>26</b> | <b>Justin Jefferson</b> | <b>18-8</b> |
| 22        | Anthony Carter          | 12-10       |
| 21        | Adam Thielen            | 14-6-1      |
| 18        | Jake Reed               | 7-11        |
| 15        | Stefon Diggs            | 9-5-1       |
| 13        | John Gilliam            | 12-1        |
|           | Sammy White             | 6-6-1       |
|           | Ahmad Rashad            | 8-5         |
| 9         | Percy Harvin            | 5-4         |
| 7         | Paul Flatley            | 3-4         |
|           | Hassan Jones            | 5-2         |
| 6         | Gene Washington         | 4-2         |
| 5         | Sidney Rice             | 4-1         |
| 4         | Bernard Berrian         | 4-0         |

# VIKINGS BIG DAYS

## SEASON 100+ RECEIVING GAMES BY ROOKIE

|   |   |
|---|---|
| 7 | <b>Justin Jefferson, 2020</b>           |
| 4 | Randy Moss, 1998                        |
| 3 | Sammy White, 1976<br>Hassan Jones, 1986 |

## RECEIVING YARDS IN A GAME BY A TE

|     |   |
|-----|---|
| 179 | Steve Jordan at Washington, 11/2/86                                       |
| 137 | Ray Poage vs. San Francisco, 9/29/63                                      |
| 136 | Visanthe Shiancoe vs. Atlanta, 12/21/08                                   |
| 123 | Gordon Smith at San Francisco, 11/26/61                                   |
| 122 | Kyle Rudolph at Detroit, 12/23/18   |
| 117 | Kyle Rudolph vs. Chicago, 1/1/17  |
| 115 | Joe Senser vs. NY Jets, 12/26/82  |
| 112 | Steve Jordan vs. Green Bay, 9/28/86                                       |
| 109 | <b>T.J. Hockenson vs. NYG, 12/24/22</b>                                   |
| 106 | Ray Poage vs. Green Bay, 10/13/63<br>Kyle Rudolph vs. Green Bay, 11/22/15 |

## RECEIVING YARDS IN A GAME BY A RB

|     |   |
|-----|---|
| 140 | Ted Brown vs. Detroit, 11/9/80  |
| 137 | Darrin Nelson vs. Green Bay, 11/13/83   |
| 134 | Rickey Young at New Orleans, 9/3/78   |
| 131 | Chuck Foreman at Dallas, 10/6/74  |
| 128 | Bill Brown at Chicago, 12/13/64   |
| 126 | Moe Williams at San Diego, 11/9/03  |
| 119 | Tommy Mason vs. Los Angeles, 11/25/62   |
| 118 | Hugh McElhenny vs. Green Bay, 10/14/62<br>Chuck Foreman vs. NY Giants, 10/17/76 |
| 116 | Rickey Young at New England, 12/16/79   |

## MOST PLAYERS WITH 100+ YARDS RECEIVING IN A GAME

|   |  |
|---|--|
| 3 | Terry LeCount (120), Ted Brown (109), Joe Senser (100), at San Diego, 10/11/81<br>Jake Reed (121), Adrian Cooper (101), Cris Carter (100), vs. NY Jets, 11/20/94 |
|---|--|

## RUSHING

### SEASON 100+ RUSHING GAMES

|    |  |
|----|--|
| 10 | Adrian Peterson, 2010<br>Adrian Peterson, 2008 |
| 8  | Dalvin Cook, 2020<br>Robert Smith, 2000        |
| 7  | Adrian Peterson, 2015                          |

### SEASON CONSECUTIVE 100+ RUSHING GAMES

|   |   |
|---|---|
| 8 | Adrian Peterson, 2012                         |
| 5 | Robert Smith, 2000                            |
| 4 | Adrian Peterson, 2008<br>Michael Bennet, 2002 |

## SEASON 100+ RUSHING GAMES BY ROOKIE

|   |                       |
|---|-----------------------|
| 6 | Adrian Peterson, 2007 |
| 3 | Chuck Foreman, 1973   |

## PASSING

### SEASON 300+ PASSING GAMES

|   |   |
|---|---|
| 6 | Warren Moon, 1994<br>Daunte Culpepper, 2004<br><b>Kirk Cousins, 2021</b>  |
| 5 | Tommy Kramer, 1985<br>Tommy Kramer, 1981<br>Daunte Culpepper, 2000<br>Brett Favre, 2009<br><b>Kirk Cousins, 2018</b><br><b>Kirk Cousins, 2020</b> |

### SEASON CONSECUTIVE 300+ PASSING GAMES

|   |   |
|---|---|
| 4 | Daunte Culpepper, 2004  |
| 3 | Warren Moon, 1994<br>Warren Moon, 1995<br>Tommy Kramer, 1985<br>Randall Cunningham, 1998<br><b>Kirk Cousins, 2019</b><br><b>Kirk Cousins, 2020</b><br><b>Kirk Cousins, 2023</b> |

### SEASON 300+ PASSING GAMES BY ROOKIE

|   |                         |
|---|-------------------------|
| 3 | Teddy Bridgewater, 2014 |
| 1 | Christian Ponder, 2011  |

## 300+ PASSER, 100+ RUSHER, 100+ RECEIVER IN A GAME

| Game                      | 300+ Yard Passer         | 100+ yard Rusher               | 100+ Yard Receiver                |
|---------------------------|--------------------------|--------------------------------|-----------------------------------|
| vs. Tampa Bay, 11/8/81    | Steve Dils, 361          | Ted Brown, 129                 | Joe Senser, 101                   |
| at Atlanta, 11/23/81      | Tommy Kramer, 330        | Ted Brown, 108                 | Ahmad Rashad, 151                 |
| vs. Green Bay, 11/13/83   | Steve Dils, 303          | Darrin Nelson, 119             | Darrin Nelson, 137                |
| vs. Miami, 9/25/94        | Warren Moon, 326         | Terry Allen, 113               | Jake Reed, 127                    |
| vs. Chicago, 10/10/99     | Randall Cunningham, 309  | Robert Smith, 107              | Randy Moss, 122                   |
| vs. San Diego, 11/28/99   | Jeff George, 363         | Robert Smith, 104              | Cris Carter, 136; Randy Moss, 127 |
| vs. Arizona, 11/12/00     | Daunte Culpepper, 302    | Robert Smith, 117              | Cris Carter, 119; Randy Moss, 104 |
| vs. Carolina, 11/19/00    | Daunte Culpepper, 357    | Robert Smith, 103              | Cris Carter, 138; Randy Moss, 106 |
| vs. Tennessee, 12/9/01    | Todd Bouman, 348         | Michael Bennett, 113           | Randy Moss, 158                   |
| at New Orleans, 10/27/04  | Daunte Culpepper, 425    | Mewelde Moore, 109             | Nate Burleson, 134                |
| vs. Detroit, 11/15/09     | Brett Favre, 344         | Adrian Peterson, 133           | Sidney Rice, 201                  |
| vs. Atlanta, 9/28/14      | Teddy Bridgewater, 317   | Jerrick McKinnon, 135          | Jarius Wright, 132                |
| vs. New Orleans, 9/11/17  | Sam Bradford, 346        | Dalvin Cook, 127               | Adam Thielen, 157                 |
| at NY Giants, 10/6/19     | <b>Kirk Cousins, 306</b> | Dalvin Cook, 132               | Adam Thielen, 130                 |
| at Detroit, 10/20/19      | <b>Kirk Cousins, 337</b> | Dalvin Cook, 149               | Stefon Diggs, 142                 |
| vs. Dallas, 11/22/20      | <b>Kirk Cousins, 310</b> | Dalvin Cook, 115               | Adam Thielen, 123                 |
| vs. Jacksonville, 12/6/20 | <b>Kirk Cousins, 305</b> | Dalvin Cook, 120               | <b>Justin Jefferson, 121</b>      |
| vs. Seattle, 9/26/21      | <b>Kirk Cousins, 323</b> | <b>Alexander Mattison, 112</b> | <b>Justin Jefferson, 118</b>      |
| at Carolina, 10/17/21     | <b>Kirk Cousins, 373</b> | Dalvin Cook, 140               | <b>Adam Thielen, 123</b>          |
| at Buffalo, 11/13/22      | <b>Kirk Cousins, 357</b> | Dalvin Cook, 119               | <b>Justin Jefferson, 192</b>      |

## PASSING, RUSHING, AND RECEIVING

# VIKINGS ALL-TIME SCORING

| PLAYER                               | YRS      | TDR       | TDP       | TDRt     | FGM/FGA (Return Type) | 1PT           | 2PT      | SAF      | POINTS     |
|--------------------------------------|----------|-----------|-----------|----------|-----------------------|---------------|----------|----------|------------|
| Fred Cox, K, 1963-77                 | 15       | 0         | 0         | 0        | 282/455               | 519/539       | 0        | 0        | 1,365      |
| Cris Carter, WR, 1990-2001           | 12       | 0         | 110       | 0        | -/-                   | -/-           | 5        | 0        | 670        |
| Ryan Longwell, K, 2006-11            | 6        | 0         | 0         | 0        | 135/157               | 228/233       | 0        | 0        | 633        |
| Adrian Peterson, RB, 2007-16         | 10       | 97        | 5         | 0        | -/-                   | -/-           | 1        | 0        | 614        |
| Fuad Reveziz, K, 1990-95             | 6        | 0         | 0         | 0        | 133/171               | 199/201       | 0        | 0        | 598        |
| Randy Moss, WR, 1998-2004, '10       | 8        | 0         | 92        | 1        | (1 PR)                | -/-           | 3        | 0        | 564        |
| Blair Walsh, K, 2012-16              | 5        | 0         | 0         | 0        | 133/158               | 156/165       | 0        | 0        | 555        |
| Gary Anderson, K, 1998-2002          | 5        | 0         | 0         | 0        | 109/129               | 215/217       | 0        | 0        | 542        |
| Bill Brown, RB, 1962-74              | 13       | 52        | 23        | 1        | (1 KO)                | -/-           | 0        | 0        | 456        |
| Chuck Foreman, RB, 1973-79           | 7        | 52        | 23        | 0        | -/-                   | -/-           | 0        | 0        | 450        |
| Rick Danmeier, K, 1978-83            | 6        | 0         | 0         | 0        | 70/106                | 154/167       | 0        | 0        | 364        |
| Adam Thielen, WR, 2014-22            | 9        | 1         | 55        | 1        | (1 BP)                | -/-           | 3        | 0        | 348        |
| Anthony Carter, WR, 1985-93          | 9        | 2         | 52        | 0        | -/-                   | -/-           | 0        | 0        | 324        |
| Dalvin Cook, RB, 2017-22             | 5        | 47        | 5         | 0        | -/-                   | -/-           | 4        | 0        | 320        |
| Ted Brown, RB, 1979-86               | 8        | 40        | 13        | 0        | -/-                   | -/-           | 0        | 0        | 318        |
| <b>Greg Joseph, K, 2021-</b>         | <b>3</b> | <b>0</b>  | <b>0</b>  | <b>0</b> | <b>72/88</b>          | <b>97/109</b> | <b>0</b> | <b>0</b> | <b>313</b> |
| Sammy White, WR, 1976-86             | 11       | 0         | 50        | 0        | -/-                   | -/-           | 0        | 0        | 300        |
| Chuck Nelson, K, 1986-88             | 3        | 0         | 0         | 0        | 55/77                 | 128/133       | 0        | 0        | 293        |
| Kyle Rudolph, TE, 2011-20            | 10       | 0         | 48        | 0        | -/-                   | -/-           | 2        | 0        | 292        |
| Dan Bailey, K, 2018-20               | 3        | 0         | 0         | 0        | 61/73                 | 98/108        | 0        | 0        | 284        |
| Tommy Mason, RB, 1961-66             | 6        | 28        | 11        | 0        | -/-                   | -/-           | 0        | 0        | 234        |
| Robert Smith, RB, 1993-2000          | 8        | 32        | 6         | 0        | -/-                   | -/-           | 1        | 0        | 230        |
| Dave Osborn, RB, 1965-75             | 11       | 29        | 7         | 0        | -/-                   | -/-           | 0        | 0        | 216        |
| Ahmad Rashad, WR, 1976-82            | 7        | 0         | 34        | 0        | -/-                   | -/-           | 0        | 0        | 204        |
| Jake Reed, WR, 1991-99, 2001         | 10       | 0         | 33        | 0        | -/-                   | -/-           | 1        | 0        | 200        |
| Kai Forbath, K, 2016-17              | 2        | 0         | 0         | 0        | 47/53                 | 45/53         | 0        | 0        | 188        |
| Daunte Culpepper, QB, 1999-2005      | 7        | 29        | 0         | 0        | -/-                   | -/-           | 4        | 0        | 182        |
| Stefon Diggs, WR, 2015-19            | 5        | 0         | 30        | 0        | -/-                   | -/-           | 1        | 0        | 180        |
| <b>Justin Jefferson, WR, 2020-</b>   | <b>4</b> | <b>1</b>  | <b>28</b> | <b>0</b> | <b>-/-</b>            | <b>-/-</b>    | <b>2</b> | <b>0</b> | <b>178</b> |
| Jan Stenerud, K, 1984-85             | 2        | 0         | 0         | 0        | 35/49                 | 71/74         | 0        | 0        | 176        |
| Percy Harvin, WR, 2009-12            | 4        | 4         | 20        | 5        | (5 KR)                | -/-           | 1        | 0        | 176        |
| Steve Jordan, TE, 1982-94            | 13       | 1         | 28        | 0        | -/-                   | -/-           | 0        | 0        | 174        |
| John Gilliam, WR, 1972-75            | 4        | 1         | 27        | 0        | -/-                   | -/-           | 0        | 0        | 168        |
| Alfred Anderson, RB, 1984-91         | 8        | 22        | 5         | 0        | -/-                   | -/-           | 0        | 0        | 162        |
| Leroy Hoard, RB, 1996-99             | 4        | 26        | 1         | 0        | -/-                   | -/-           | 0        | 0        | 162        |
| Terry Allen, RB, 1990-94             | 5        | 23        | 3         | 0        | -/-                   | -/-           | 0        | 0        | 158        |
| Moe Williams, RB, 1996-2000, '02-05  | 9        | 21        | 4         | 1        | (1 KR)                | -/-           | 1        | 0        | 158        |
| Herschel Walker, RB, 1989-91         | 3        | 20        | 5         | 1        | (1 KR)                | -/-           | 0        | 0        | 156        |
| Rickey Young, RB, 1978-83            | 6        | 10        | 14        | 0        | -/-                   | -/-           | 0        | 0        | 144        |
| Hassan Jones, WR, 1986-92            | 7        | 0         | 24        | 0        | -/-                   | -/-           | 0        | 0        | 144        |
| Visanthe Shiancoe, TE, 2007-11       | 5        | 0         | 24        | 0        | -/-                   | -/-           | 0        | 0        | 144        |
| Gene Washington, WR, 1967-72         | 6        | 0         | 23        | 0        | -/-                   | -/-           | 0        | 0        | 138        |
| Darrin Nelson, RB, 1982-89, 91-92    | 10       | 18        | 5         | 0        | -/-                   | -/-           | 0        | 0        | 138        |
| Fran Tarkenton, QB, 1961-66, 72-78   | 13       | 22        | 0         | 0        | -/-                   | -/-           | 0        | 0        | 132        |
| Chester Taylor, RB, 2006-09          | 4        | 18        | 3         | 0        | -/-                   | -/-           | 0        | 0        | 126        |
| Clinton Jones, RB, 1967-72           | 6        | 19        | 0         | 1        | (1 KR)                | -/-           | 0        | 0        | 120        |
| Rich Karlis, K, 1989                 | 1        | 0         | 0         | 0        | 31/39                 | 27/28         | 0        | 0        | 120        |
| Matt Asiata, RB, 2012-16             | 5        | 18        | 1         | 0        | -/-                   | -/-           | 2        | 0        | 118        |
| Jerry Reichow, WR, 1961-64           | 4        | 0         | 19        | 0        | -/-                   | -/-           | 0        | 0        | 114        |
| Allen Rice, RB, 1984-90              | 7        | 13        | 6         | 0        | -/-                   | -/-           | 0        | 0        | 114        |
| Sidney Rice, WR, 2007-10             | 4        | 0         | 18        | 0        | -/-                   | -/-           | 0        | 0        | 108        |
| Stu Voigt, TE, 1970-80               | 11       | 1         | 17        | 0        | -/-                   | -/-           | 0        | 0        | 108        |
| Benny Ricardo, K, 1983-84            | 2        | 0         | 0         | 0        | 25/33                 | 33/34         | 0        | 0        | 108        |
| Paul Edinger, K, 2005                | 1        | 0         | 0         | 0        | 25/34                 | 31/31         | 0        | 0        | 106        |
| Marcus Robinson, WR, 2004-06         | 3        | 0         | 17        | 1        | -/-                   | -/-           | 1        | 0        | 104        |
| Paul Flatley, WR, 1963-67            | 5        | 0         | 17        | 0        | -/-                   | -/-           | 0        | 0        | 102        |
| Leo Lewis, WR, 1981-91               | 11       | 0         | 16        | 1        | (1 PR)                | -/-           | 0        | 0        | 102        |
| Michael Bennett, RB, 2001-2005       | 5        | 12        | 5         | 0        | -/-                   | -/-           | 0        | 0        | 102        |
| Aaron Elling, K, 2003-04             | 2        | 0         | 0         | 0        | 18/25                 | 48/48         | 0        | 0        | 102        |
| <b>Alexander Mattison, RB, 2019-</b> | <b>5</b> | <b>11</b> | <b>6</b>  | <b>0</b> | <b>-/-</b>            | <b>-/-</b>    | <b>0</b> | <b>0</b> | <b>102</b> |
| Morten Andersen, K, 2004             | 1        | 0         | 0         | 0        | 18/22                 | 45/45         | 0        | 0        | 99         |
| Joe Sensor, TE, 1979-84              | 6        | 0         | 16        | 0        | -/-                   | -/-           | 0        | 0        | 96         |
| Scott Sisson, K, 1996                | 1        | 0         | 0         | 0        | 22/29                 | 30/30         | 0        | 0        | 96         |
| Cordarrelle Patterson, WR, 2013-16   | 4        | 4         | 7         | 5        | (5 KR)                | -/-           | 0        | 0        | 96         |
| Lataavius Murray, RB, 2017-18        | 2        | 14        | 0         | 0        | (-/-)                 | -/-           | 1        | 0        | 86         |
| <b>K.J. Osborn, WR, 2020-</b>        | <b>4</b> | <b>0</b>  | <b>14</b> | <b>0</b> | <b>-/-</b>            | <b>-/-</b>    | <b>0</b> | <b>0</b> | <b>84</b>  |
| Nate Burleson, WR, 2003-05           | 3        | 0         | 12        | 1        | (1 PR)                | -/-           | 1        | 0        | 80         |
| Gordon Smith, TE, 1961-65            | 5        | 0         | 13        | 0        | -/-                   | -/-           | 0        | 0        | 78         |
| John Beasley, TE, 1967-73            | 7        | 0         | 12        | 1        | (1 FR)                | -/-           | 0        | 0        | 78         |
| Rick Fenney, RB, 1987-91             | 5        | 11        | 2         | 0        | -/-                   | -/-           | 0        | 0        | 78         |
| Jerick McKinnon, 2014-17             | 4        | 7         | 5         | 0        | -/-                   | -/-           | 2        | 0        | 76         |
| Bernard Berrian, WR, 2008-11         | 4        | 0         | 11        | 1        | -/-                   | -/-           | 0        | 0        | 72         |
| Qadry Ismail, WR, 1993-96            | 4        | 0         | 12        | 0        | -/-                   | -/-           | 0        | 0        | 72         |
| Mike Mercer, K, 1961-62              | 2        | 0         | 0         | 0        | 9/26                  | 39/40         | 0        | 0        | 66         |
| Jim Lindsey, RB, 1966-72             | 7        | 6         | 4         | 1        | (1 FR)                | -/-           | 0        | 0        | 66         |
| Oscar Reed, RB, 1968-74              | 7        | 8         | 3         | 0        | -/-                   | -/-           | 0        | 0        | 66         |
| Ed Marinaro, RB, 1972-75             | 4        | 4         | 7         | 0        | -/-                   | -/-           | 0        | 0        | 66         |
| Jim Christopherson, K, 1962          | 1        | 0         | 0         | 0        | 11/20                 | 28/28         | 0        | 0        | 61         |
| Donald Igwebuike, K, 1990            | 1        | 0         | 0         | 0        | 14/16                 | 19/19         | 0        | 0        | 61         |
| Brent McClanahan, RB, 1973-80        | 8        | 6         | 4         | 0        | -/-                   | -/-           | 0        | 0        | 60         |
| Greg Jennings, WR, 2013-14           | 2        | 0         | 10        | 0        | -/-                   | -/-           | 0        | 0        | 60         |
| Jarius Wright, WR, 2012-17           | 6        | 0         | 10        | 0        | -/-                   | -/-           | 0        | 0        | 60         |
| Eddie Murray, K, 1997                | 1        | 0         | 0         | 0        | 12/17                 | 23/24         | 0        | 0        | 59         |
| Onterio Smith, RB, 2003-04           | 2        | 7         | 2         | 0        | -/-                   | -/-           | 2        | 0        | 58         |
| Irv Smith, Jr., TE, 2019-22          | 3        | 0         | 9         | 0        | -/-                   | -/-           | 1        | 0        | 56         |
| Bob Grim, WR, 1967-71, 76-77         | 7        | 0         | 9         | 0        | -/-                   | -/-           | 0        | 0        | 54         |
| John Henderson, WR, 1968-72          | 5        | 0         | 9         | 0        | -/-                   | -/-           | 0        | 0        | 54         |
| Tommy Kramer, QB, 1977-89            | 13       | 8         | 1         | 0        | -/-                   | -/-           | 0        | 0        | 54         |
| Wade Wilson, QB, 1981-91             | 11       | 9         | 0         | 0        | -/-                   | -/-           | 0        | 0        | 54         |
| Tony Galbreath, RB, 1981-83          | 3        | 7         | 2         | 0        | -/-                   | -/-           | 0        | 0        | 54         |
| D.J. Dozier, RB, 1987-91             | 5        | 7         | 2         | 0        | -/-                   | -/-           | 0        | 0        | 54         |
| Andrew Glover, TE, 1997-99           | 3        | 0         | 9         | 0        | -/-                   | -/-           | 0        | 0        | 54         |

| PLAYER                             | YRS       | TDR      | TDP      | TDRt     | FGM/FGA (return type) | 1PT        | 2PT      | SAF       | POINTS    |
|------------------------------------|-----------|----------|----------|----------|-----------------------|------------|----------|-----------|-----------|
| Hal Bedsole, TE, 1964-66           | 3         | 0        | 8        | 0        | -/-                   | -/-        | 0        | 0         | 48        |
| Robert Miller, RB, 1975-80         | 6         | 7        | 1        | 0        | -/-                   | -/-        | 0        | 0         | 48        |
| Kelly Campbell, WR, 2002-04        | 3         | 0        | 8        | 0        | -/-                   | -/-        | 0        | 0         | 48        |
| Toby Gerhart, RB, 2010-13          | 4         | 5        | 3        | 0        | -/-                   | -/-        | 0        | 0         | 48        |
| Christian Ponder, QB, 2011-14      | 4         | 7        | 0        | 0        | -/-                   | -/-        | 0        | 0         | 48        |
| Hugh McElhenny, RB, 1961-62        | 2         | 3        | 3        | 1        | (1 PR)                | -/-        | 0        | 0         | 42        |
| Tom Hall, WR, 1964-66, 68-69       | 5         | 0        | 7        | 0        | -/-                   | -/-        | 0        | 0         | 42        |
| Jim Phillips, WR, 1965-67          | 3         | 0        | 7        | 0        | -/-                   | -/-        | 0        | 0         | 42        |
| Terry LeCount, WR, 1979-83         | 5         | 0        | 7        | 0        | -/-                   | -/-        | 0        | 0         | 42        |
| Bob Bruer, TE, 1980-84             | 5         | 0        | 7        | 0        | -/-                   | -/-        | 0        | 0         | 42        |
| Scottie Graham, RB, 1993-96        | 4         | 7        | 0        | 0        | -/-                   | -/-        | 0        | 0         | 42        |
| Amp Lee, RB, 1994-96               | 3         | 2        | 5        | 0        | -/-                   | -/-        | 0        | 0         | 42        |
| Jim Kleinsasser, FB/TE, 1999-2011  | 13        | 1        | 6        | 0        | -/-                   | -/-        | 0        | 0         | 42        |
| Travis Taylor, WR, 2005-06         | 2         | 0        | 7        | 0        | -/-                   | -/-        | 0        | 0         | 42        |
| <b>Jordan Addison, WR, 2023</b>    | <b>1</b>  | <b>0</b> | <b>7</b> | <b>0</b> | <b>-/-</b>            | <b>-/-</b> | <b>0</b> | <b>0</b>  | <b>42</b> |
| <b>T.J. Hockenson, TE, 2022</b>    | <b>2</b>  | <b>0</b> | <b>6</b> | <b>0</b> | <b>-/-</b>            | <b>-/-</b> | <b>1</b> | <b>0</b>  | <b>38</b> |
| Charley Ferguson, WR, 1962         | 1         | 0        | 6        | 0        | -/-                   | -/-        | 0        | 0         | 36        |
| Ed Sharockman, S, 1962-72          | 11        | 0        | 6        | 0        | (3 INT, 2 BP, 1 FR)   | -/-        | 0        | 0         | 36        |
| Roger Craig, RB, 1992-93           | 2         | 5        | 1        | 0        | -/-                   | -/-        | 0        | 0         | 36        |
| Mewelde Moore, RB, 2004-07         | 4         | 1        | 3        | 1        | (2 PR)                | -/-        | 0        | 0         | 36        |
| Jermaine Wiggins, TE, 2004-06      | 3         | 0        | 6        | 0        | -/-                   | -/-        | 0        | 0         | 36        |
| <b>Kirk Cousins, QB, 2018</b>      | <b>5</b>  | <b>6</b> | <b>0</b> | <b>0</b> | <b>-/-</b>            | <b>-/-</b> | <b>0</b> | <b>0</b>  | <b>36</b> |
| Charles Evans, RB, 1993-98         | 6         | 4        | 1        | 0        | -/-                   | -/-        | 1        | 0         | 32        |
| Greg Davis, K, 1997                | 1         | 0        | 0        | 0        | 7/10                  | 10/10      | 0        | 0         | 31        |
| Antoine Winfield, CB, 2004-12      | 9         | 0        | 0        | 5        | (2 INT, 2 FR, 1 BLK)  | -/-        | 0        | 0         | 30        |
| Joe Kapp, QB, 1967-69              | 3         | 5        | 0        | 0        | -/-                   | -/-        | 0        | 0         | 30        |
| Sam McCullum, WR, 1974-75, 82-83   | 4         | 0        | 5        | 0        | -/-                   | -/-        | 0        | 0         | 30        |
| Bob Tucker, TE, 1977-80            | 4         | 0        | 5        | 0        | -/-                   | -/-        | 0        | 0         | 30        |
| Mike Mularkey, TE, 1983-88         | 6         | 0        | 5        | 0        | -/-                   | -/-        | 0        | 0         | 30        |
| Mike A. Jones, WR, 1983-85         | 3         | 0        | 5        | 0        | -/-                   | -/-        | 0        | 0         | 30        |
| Jim Gustafson, WR, 1985-90         | 6         | 0        | 5        | 0        | -/-                   | -/-        | 0        | 0         | 30        |
| David Palmer, RB, 1994-2000        | 7         | 1        | 1        | 3        | (2 PR, 1 KR)          | -/-        | 0        | 0         | 30        |
| D'Wayne Bates, WR, 2002-2003       | 2         | 0        | 5        | 0        | -/-                   | -/-        | 0        | 0         | 30        |
| Ciatrick Fason, RB, 2005-06        | 2         | 5        | 0        | 0        | -/-                   | -/-        | 0        | 0         | 30        |
| Bobby Wade, WR, 2007-08            | 2         | 0        | 5        | 0        | -/-                   | -/-        | 0        | 0         | 30        |
| Michael Jenkins, WR, 2011-12       | 2         | 0        | 5        | 0        | -/-                   | -/-        | 0        | 0         | 30        |
| Marcus Sherels, CB, 2010-19        | 10        | 0        | 0        | 5        | (5 PR)                | -/-        | 0        | 0         | 30        |
| Aldrick Robinson, WR, 2018         | 1         | 0        | 5        | 0        | -/-                   | -/-        | 0        | 0         | 30        |
| <b>C.J. Ham, RB, 2016</b>          | <b>8</b>  | <b>3</b> | <b>2</b> | <b>0</b> | <b>-/-</b>            | <b>-/-</b> | <b>0</b> | <b>0</b>  | <b>30</b> |
| Andrew Jordan, TE, 1994-97, 99-01  | 7         | 0        | 4        | 0        | -/-                   | -/-        | 2        | 0         | 28        |
| Tarvaris Jackson, QB, 2006-10      | 5         | 4        | 0        | 0        | -/-                   | -/-        | 2        | 0         | 28        |
| Chris Walsh, WR, 1994-2002         | 9         | 0        | 4        | 0        | -/-                   | -/-        | 1        | 0         | 26        |
| Teddy Bridgewater, QB, 2014-17     | 3         | 4        | 0        | 0        | -/-                   | -/-        | 2        | 0         | 26        |
| <b>TEAM, 1961-2023</b>             | <b>63</b> | <b>0</b> | <b>0</b> | <b>0</b> | <b>-/-</b>            | <b>-/-</b> | <b>0</b> | <b>13</b> | <b>26</b> |
| Mel Triplett, RB, 1961-62          | 2         | 3        | 1        | 0        | -/-                   | -/-        | 0        | 0         | 24        |
| Tom Wilson, RB, 1963               | 1         | 4        | 0        | 0        | -/-                   | -/-        | 0        | 0         | 24        |
| Preston Carpenter, WR, 1966        | 1         | 0        | 4        | 0        | -/-                   | -/-        | 0        | 0         | 24        |
| Bobby Bryant, CB, 1968-80          | 13        | 0        | 0        | 4        | (3 INT, 1 FR)         | -/-        | 0        | 0         | 24        |
| Paul Krause, S, 1968-79            | 12        | 0        | 0        | 4        | (2 INT, 2 FR)         | -/-        | 0        | 0         | 24        |
| Jim Lash, WR, 1973-76              | 4         | 0        | 3        | 1        | (1 FR)                | -/-        | 0        | 0         | 24        |
| Joey Browner, S, 1983-91           | 9         | 0        | 0        | 4        | (3 INT, 1 FR)         | -/-        | 0        | 0         | 24        |
| Anthony Parker, CB, 1992-94        | 3         | 0        | 0        | 4        | (2 FR, 2 INT)         | -/-        | 0        | 0         | 24        |
| Dewayne Washington, CB, 1994-97    | 4         | 0        | 0        | 4        | (3 INT, 1 FR)         | -/-        | 0        | 0         | 24        |
| Orlando Thomas, S, 1995-2001       | 7         | 0        | 0        | 4        | (2 FR, 2 INT)         | -/-        | 0        | 0         | 24        |
| Matthew Hatchette, WR, 1997-2000   | 4         | 0        | 4        | 0        | -/-                   | -/-        | 0        | 0         | 24        |
| Kevin Williams, DT, 2003-13        | 11        | 0        | 0        | 4        | (2 FR, 2 INT)         | -/-        | 0        | 0         | 24        |
| Joe Webb, QB/WR, 2010-13           | 4         | 4        | 0        | 0        | -/-                   | -/-        | 0        | 0         | 24        |
| <b>Harrison Smith, S, 2012</b>     | <b>12</b> | <b>0</b> | <b>0</b> | <b>4</b> | <b>(4 INT)</b>        | <b>-/-</b> | <b>0</b> | <b>0</b>  | <b>24</b> |
| Rhett Ellison, TE, 2012-16         | 5         | 1        | 3        | 0        | -/-                   | -/-        | 0        | 0         | 24        |
| Mike Boone, RB, 2018-20            | 3         | 4        | 0        | 0        | -/-                   | -/-        | 0        | 0         | 24        |
| Tyler Conklin, TE, 2018-21         | 4         | 0        | 4        | 0        | -/-                   | -/-        | 0        | 0         | 24        |
| Brad Johnson, QB, 1992-98, 2005-06 | 9         | 2        | 1        | 0        | -/-                   | -/-        | 2        | 0         | 22        |
| Roy Winston, LB, 1962-76           | 15        | 0        | 0        | 3        | (2 FR, 1 INT)         | -/-        | 0        | 1         | 20        |
| Mike Merriweather, LB, 1989-92     | 4         | 0        | 0        | 3        | (2 INT, 1 FR)         | -/-        | 0        | 1         | 20        |
| Doug Brien, K, 2002                | 1         | 0        | 0        | 0        | 5/6                   | 5/7        | 0        | 0         | 20        |
| Jared Allen, DE, 2008-13           | 6         | 0        | 0        | 2        | (1 FR, 1 INT)         | -/-        | 0        | 4         | 20        |
| Olabisi Johnson, WR, 2019-21       | 2         | 0        | 3        | 0        | -/-                   | -/-        | 1        | 0         | 20        |
| Rip Hawkins, LB, 1961-65           | 5         | 0        | 0        | 3        | (3 INT)               | -/-        | 0        | 0         | 18        |
| Carl Hilton, TE, 1986-89           | 4         | 0        | 3        | 0        | -/-                   | -/-        | 0        | 0         | 18        |
| Rich Gannon, QB, 1987-92           | 6         | 3        | 0        | 0        | -/-                   | -/-        | 0        | 0         | 18        |
| James Brim, WR, 1987               | 1         | 1        | 2        | 0        | -/-                   | -/-        | 0        | 0         | 18        |
| Audray McMillian, CB, 1989-93      | 5         | 0        | 0        | 3        | (3 INT)               | -/-        | 0        | 0         | 18        |
| Jimmy Hitchcock, CB, 1998-99       | 2         | 0        | 0        | 3        | (3 INT)               | -/-        | 0        | 0         | 18        |
| Johnny McWilliams, TE, 2000        | 1         | 0        | 3        | 0        | -/-                   | -/-        | 0        | 0         | 18        |
| Byron Chamberlain, TE, 2001-02     | 2         | 0        | 3        | 0        | -/-                   | -/-        | 0        | 0         | 18        |
| Koren Robinson, WR, 2005           | 1         | 1        | 1        | 1        | (1 KR)                | -/-        | 0        | 0         | 18        |
| Darren Sharper, S, 2005-08         | 4         | 0        | 0        | 3        | (3 INT)               | -/-        | 0        | 0         | 18        |
| Troy Williamson, WR, 2005-07       | 3         | 0        | 3        | 0        | -/-                   | -/-        | 0        | 0         | 18        |
| Billy McMullen, WR, 2006           | 1         | 0        | 2        | 1        | (1 FR)                | -/-        | 0        | 0         | 18        |
| Artose Pinner, RB, 2006            | 1         | 3        | 0        | 0        | -/-                   | -/-        | 0        | 0         | 18        |
| Jeff Dugan, TE/FB, 2004-10         | 7         | 0        | 3        | 0        | -/-                   | -/-        | 0        | 0         | 18        |
| Zach Line, FB, 2013-16             | 4         | 2        | 1        | 0        | -/-                   | -/-        | 0        | 0         | 18        |
| Everson Griffen, DE, 2010-19       | 10        | 0        | 0        | 3        | (1 INT, 1 BP, 1 FR)   | -/-        | 0        | 0         | 18        |
| Ameer Abdullah, RB, 2018-21        | 4         | 0        | 0        | 3        | -/-                   | -/-        | 0        | 0         | 18        |
| Eric Kendricks, LB, 2015-22        | 7         | 0        | 0        | 2        | (2 INT, 1 FR)         | -/-        | 0        | 0         | 18        |
| Alan Page, DT, 1967-78             | 12        | 0        | 0        | 2        | (1 FR, 1 INT)         | -/-        | 0        | 2         | 16        |
| Chris Doleman, DE, 1985-93, '99    | 10        | 0        | 0        | 2        | (2 INT)               | -/-        | 0        | 2         | 16        |
| Wally Hilgenberg, LB, 1968-79      | 12        | 0        | 0        | 2        | (1 INT, 1 BP)         | -/-        | 0        | 1         | 14        |
| Issiac Holt, CB, 1985-89           | 5         | 0        | 0        | 2        | (1 INT, 1 BP)         | -/-        | 0        | 1         | 14        |
| Henry Thomas, DT, 1987-94          | 8         | 0        | 0        | 2        | (2 FR)                | -/-        | 0        | 1         | 14        |
| Charles Johnson, WR, 2014-16       | 3         | 0        | 2        | 0        | -/-                   | -/-        | 1        | 0         | 14        |
| <b>Danielle Hunter, DE, 2015</b>   | <b>9</b>  | <b>0</b> | <b>0</b> | <b>1</b> | <b>(2 FR)</b>         | <b>-/-</b> | <b>0</b> | <b>1</b>  | <b>14</b> |
| Raymond Hayes, RB, 1961            | 1         | 2        | 0        | 0        | -/-                   | -/-        | 0        | 0         | 12        |
| Dave Middleton, WR, 1961           | 1         | 0        | 2        | 0        | -/-                   | -/-        | 0        | 0         | 12        |

| PLAYER                              | YRS      | TDR      | TDP      | TDRt     | FGM/FGA (return type) | 1PT        | 2PT      | SAF      | POINTS    |
|-------------------------------------|----------|----------|----------|----------|-----------------------|------------|----------|----------|-----------|
| Doug Mayberry, RB, 1961-62          | 2        | 1        | 1        | 0        | -/-                   | -/-        | 0        | 0        | 12        |
| Billy Butler, RB/S, 1962-64         | 3        | 0        | 0        | 2        | (1 INT, 1 PR)         | -/-        | 0        | 0        | 12        |
| Ray Poage, WR, 1963                 | 1        | 0        | 2        | 0        | -/-                   | -/-        | 0        | 0        | 12        |
| Earsell Mackbee, CB, 1965-69        | 5        | 0        | 0        | 2        | (1 INT, 1 FR)         | -/-        | 0        | 0        | 12        |
| Phil King, RB, 1965-66              | 2        | 0        | 2        | 0        | -/-                   | -/-        | 0        | 0        | 12        |
| Dale Hackbart, CB, 1966-70          | 5        | 0        | 0        | 2        | (2 INT)               | -/-        | 0        | 0        | 12        |
| Bob Lee, QB, 1969-72, '75-78        | 8        | 2        | 0        | 0        | -/-                   | -/-        | 0        | 0        | 12        |
| Terry Brown, S, 1972-75             | 4        | 0        | 0        | 2        | (1 INT, 1 FR)         | -/-        | 0        | 0        | 12        |
| Matt Blair, LB, 1974-85             | 12       | 0        | 0        | 2        | (1 BP, 1 FR)          | -/-        | 0        | 0        | 12        |
| Sammy Johnson, RB, 1976-78          | 3        | 2        | 0        | 0        | -/-                   | -/-        | 0        | 0        | 12        |
| Willie Teal, CB, 1980-86            | 7        | 0        | 0        | 2        | (1 INT, 1 FR)         | -/-        | 0        | 0        | 12        |
| Charlie Johnson, NT, 1982-84        | 3        | 0        | 0        | 2        | (2 FR)                | -/-        | 0        | 0        | 12        |
| Carl Lee, CB, 1983-93               | 11       | 0        | 0        | 2        | (2 INT)               | -/-        | 0        | 0        | 12        |
| Chris Martin, LB, 1983-88           | 6        | 0        | 0        | 2        | (2 FR)                | -/-        | 0        | 0        | 12        |
| Najee Mustafa, CB, 1987-92          | 6        | 0        | 0        | 2        | (1 INT, 1 FR)         | -/-        | 0        | 0        | 12        |
| Al Noga, DE, 1988-92                | 5        | 0        | 0        | 2        | (1 INT, 1 FR)         | -/-        | 0        | 0        | 12        |
| Brent Novoselsky, TE, 1989-94       | 6        | 0        | 2        | 0        | -/-                   | -/-        | 0        | 0        | 12        |
| Mike L. Jones, TE, 1990-91          | 2        | 0        | 2        | 0        | -/-                   | -/-        | 0        | 0        | 12        |
| Carlos Jenkins, LB, 1991-94         | 4        | 0        | 0        | 2        | (1 INT, 1 FR)         | -/-        | 0        | 0        | 12        |
| Mike Tice, TE, 1992-93, '95         | 3        | 0        | 2        | 0        | -/-                   | -/-        | 0        | 0        | 12        |
| Barry Word, RB, 1993                | 1        | 2        | 0        | 0        | -/-                   | -/-        | 0        | 0        | 12        |
| Dwayne Rudd, LB, 1997-00            | 4        | 0        | 0        | 2        | (2 FR)                | -/-        | 0        | 0        | 12        |
| Travis Prentice, RB, 2001           | 1        | 2        | 0        | 0        | -/-                   | -/-        | 0        | 0        | 12        |
| Corey Chavous, S, 2002-05           | 3        | 0        | 0        | 2        | (2 INT)               | -/-        | 0        | 0        | 12        |
| Naufahu Tah, FB, 2006-10            | 5        | 0        | 1        | 0        | -/-                   | -/-        | 0        | 0        | 12        |
| Chad Greenway, LB, 2006-16          | 11       | 0        | 0        | 2        | (2 INT)               | -/-        | 0        | 0        | 12        |
| Mike Wallace, WR, 2015              | 1        | 0        | 2        | 0        | -/-                   | -/-        | 0        | 0        | 12        |
| Laquon Treadwell, WR, 2016-19       | 3        | 0        | 2        | 0        | -/-                   | -/-        | 0        | 0        | 12        |
| Mike Boone, RB, 2018                | 3        | 2        | 0        | 0        | -/-                   | -/-        | 0        | 0        | 12        |
| Chad Beebe, WR, 2018-20             | 3        | 0        | 2        | 0        | -/-                   | -/-        | 0        | 0        | 12        |
| <b>Kene Nwangwu, RB, 2021</b>       | <b>2</b> | <b>0</b> | <b>0</b> | <b>2</b> | <b>(2 KOR)</b>        | <b>-/-</b> | <b>0</b> | <b>0</b> | <b>12</b> |
| Ihmir Smith-Marsette, WR, 2021      | 1        | 0        | 2        | 0        | -/-                   | -/-        | 0        | 0        | 12        |
| Teddy Garcia, K, 1989               | 1        | 0        | 0        | 0        | 1/5                   | 8/8        | 0        | 0        | 11        |
| Carl Eller, DE, 1964-78             | 15       | 0        | 0        | 1        | (1 FR)                | -/-        | 0        | 2        | 10        |
| Randy Holloway, DE, 1978-84         | 7        | 0        | 0        | 1        | (1 FR)                | -/-        | 0        | 2        | 10        |
| Daniel Carlson, K, 2018             | 1        | 0        | 0        | 0        | 1/4                   | 6/6        | 0        | 0        | 9         |
| Jim Marshall, DE, 1961-79           | 19       | 0        | 0        | 1        | (1 FR)                | -/-        | 0        | 1        | 8         |
| Jim Prestel, DE, 1961-65            | 5        | 0        | 0        | 1        | (1 INT)               | -/-        | 0        | 1        | 8         |
| Tommy Hannon, S, 1977-84            | 8        | 0        | 0        | 1        | (1 INT)               | -/-        | 0        | 1        | 8         |
| Hunter Goodwin, TE, 1996-98, '02-03 | 5        | 0        | 1        | 0        | -/-                   | -/-        | 1        | 0        | 8         |
| Randall Cunningham, QB, 1997-99     | 3        | 1        | 0        | 0        | -/-                   | -/-        | 1        | 0        | 8         |
| Anthony Barr, LB, 2014-21           | 8        | 0        | 0        | 1        | (1 FR)                | -/-        | 1        | 0        | 8         |
| Ifeadi Odenigbo, DE, 2018           | 3        | 0        | 0        | 1        | (1 FR)                | -/-        | 0        | 1        | 8         |
| Dale Dawson, K, 1987                | 1        | 0        | 0        | 0        | 1/5                   | 4/4        | 0        | 0        | 7         |
| Bob Schnelker, WR, 1961             | 1        | 0        | 1        | 0        | -/-                   | -/-        | 0        | 0        | 6         |
| A.D. Williams, WR, 1961             | 1        | 0        | 1        | 0        | -/-                   | -/-        | 0        | 0        | 6         |
| Oscar Donahue, TE, 1962             | 1        | 0        | 1        | 0        | -/-                   | -/-        | 0        | 0        | 6         |
| Bob Reed, RB, 1962-63               | 2        | 0        | 1        | 0        | -/-                   | -/-        | 0        | 0        | 6         |
| Steve Stonebreaker, TE, 1962-63     | 2        | 0        | 1        | 0        | -/-                   | -/-        | 0        | 0        | 6         |
| Don Hultz, DE, 1963                 | 1        | 0        | 0        | 1        | (1 INT)               | -/-        | 0        | 0        | 6         |
| Mike Reilly, LB, 1963               | 1        | 0        | 0        | 1        | (1 BP)                | -/-        | 0        | 0        | 6         |
| Jim Boylan, WR, 1963-64             | 2        | 0        | 1        | 0        | -/-                   | -/-        | 0        | 0        | 6         |
| Ron VanderKelen, QB, 1963-67        | 5        | 1        | 0        | 0        | -/-                   | -/-        | 0        | 0        | 6         |
| Bill McWatters, RB, 1964            | 1        | 1        | 0        | 0        | -/-                   | -/-        | 0        | 0        | 6         |
| George Rose, CB, 1964-66            | 3        | 0        | 0        | 1        | (1 INT)               | -/-        | 0        | 0        | 6         |
| Bill Barnes, RB, 1965-66            | 2        | 1        | 0        | 0        | -/-                   | -/-        | 0        | 0        | 6         |
| Lance Rentzel, WR, 1965-66          | 2        | 0        | 0        | 1        | (1 KO)                | -/-        | 0        | 0        | 6         |
| Lonnie Warwick, LB, 1965-72         | 8        | 0        | 0        | 1        | (1 BP)                | -/-        | 0        | 0        | 6         |
| Jim Hargrove, LB, 1967-70           | 4        | 0        | 0        | 1        | (1 BP)                | -/-        | 0        | 0        | 6         |
| Billy Martin, TE, 1968              | 1        | 0        | 1        | 0        | -/-                   | -/-        | 0        | 0        | 6         |
| Mike McGill, LB, 1968-70            | 3        | 0        | 0        | 1        | (1 FR)                | -/-        | 0        | 0        | 6         |
| Charlie West, S, 1968-73            | 6        | 0        | 0        | 1        | (1 PR)                | -/-        | 0        | 0        | 6         |
| Kent Kramer, TE, 1969-70            | 2        | 0        | 0        | 0        | -/-                   | -/-        | 0        | 0        | 6         |
| Norm Snead, QB, 1971                | 1        | 1        | 0        | 0        | -/-                   | -/-        | 0        | 0        | 6         |
| Nate Wright, CB, 1971-80            | 10       | 0        | 0        | 1        | (1 FR)                | -/-        | 0        | 0        | 6         |
| Amos Martin, LB, 1972-76            | 5        | 0        | 0        | 1        | (1 FR)                | -/-        | 0        | 0        | 6         |
| Steve Craig, TE, 1974-78            | 5        | 0        | 1        | 0        | -/-                   | -/-        | 0        | 0        | 6         |
| Fred McNeill, LB, 1974-85           | 12       | 0        | 0        | 1        | (1 BP)                | -/-        | 0        | 0        | 6         |
| Nate Allen, CB, 1976-78             | 3        | 0        | 0        | 1        | (1 BP)                | -/-        | 0        | 0        | 6         |
| Kevin Miller, WR, 1978-80           | 3        | 0        | 1        | 0        | -/-                   | -/-        | 0        | 0        | 6         |
| John Turner, S, 1978-83, '85, '87   | 8        | 0        | 0        | 1        | (1 INT)               | -/-        | 0        | 0        | 6         |
| Kurt Knoff, S, 1979-82              | 4        | 0        | 0        | 1        | (1 INT)               | -/-        | 0        | 0        | 6         |
| Keith Nord, S, 1979-85              | 7        | 0        | 0        | 1        | (1 KO)                | -/-        | 0        | 0        | 6         |
| David Huffman, G/T, 1979-83, 85-90  | 11       | 0        | 0        | 1        | (1 BP)                | -/-        | 0        | 0        | 6         |
| Doug Paschal, RB, 1980-81           | 2        | 1        | 0        | 0        | -/-                   | -/-        | 0        | 0        | 6         |
| Eddie Payton, RB, 1980-82           | 3        | 0        | 0        | 1        | (1 KO)                | -/-        | 0        | 0        | 6         |
| Walker Lee Ashley, LB, 1983-88, '90 | 7        | 0        | 0        | 1        | (1 INT)               | -/-        | 0        | 0        | 6         |
| Dwight Collins, WR, 1984            | 1        | 0        | 1        | 0        | -/-                   | -/-        | 0        | 0        | 6         |
| Darryl Ingram, TE, 1989             | 1        | 0        | 1        | 0        | -/-                   | -/-        | 0        | 0        | 6         |
| Todd Scott, S, 1991-94              | 4        | 0        | 1        | 0        | -/-                   | -/-        | 0        | 0        | 6         |
| Keith Henderson, RB, 1992           | 1        | 1        | 0        | 0        | -/-                   | -/-        | 0        | 0        | 6         |
| Joe Johnson, WR, 1992               | 1        | 0        | 1        | 0        | -/-                   | -/-        | 0        | 0        | 6         |
| Jack Del Rio, LB, 1992-95           | 4        | 0        | 0        | 1        | (1 INT)               | -/-        | 0        | 0        | 6         |
| Lamar McGriggs, S, 1993-94          | 2        | 0        | 0        | 1        | (1 INT)               | -/-        | 0        | 0        | 6         |
| James Harris, DE, 1993-95           | 3        | 0        | 0        | 1        | (1 FR)                | -/-        | 0        | 0        | 6         |
| Alfred Jackson, CB, 1995-96         | 2        | 0        | 0        | 1        | (1 INT)               | -/-        | 0        | 0        | 6         |
| Jeff Brady, LB, 1995-97             | 3        | 0        | 0        | 1        | (1 FR)                | -/-        | 0        | 0        | 6         |
| Corey Fuller, CB, 1995-98           | 4        | 0        | 0        | 1        | (1 FR)                | -/-        | 0        | 0        | 6         |
| David Frisch, TE, 1996              | 1        | 0        | 1        | 0        | -/-                   | -/-        | 0        | 0        | 6         |
| Robert Tate, WR/CB, 1997-2001       | 5        | 0        | 0        | 1        | (1 KO)                | -/-        | 0        | 0        | 6         |
| Kailee Wong, LB, 1998-01            | 4        | 0        | 0        | 1        | (1 INT)               | -/-        | 0        | 0        | 6         |
| Carlester Crumpler, TE, 1999        | 1        | 0        | 1        | 0        | -/-                   | -/-        | 0        | 0        | 6         |
| John Davis, TE, 2000                | 1        | 0        | 1        | 0        | -/-                   | -/-        | 0        | 0        | 6         |
| Tyrone Carter, S, 2000-02           | 3        | 0        | 0        | 1        | (1 FR)                | -/-        | 0        | 0        | 6         |

| PLAYER                             | YRS | TDR | TDP | TDRt | FGM/FGA (return type) | 1PT | 2PT | SAF | POINTS |
|------------------------------------|-----|-----|-----|------|-----------------------|-----|-----|-----|--------|
| Doug Chapman, RB, 2000-03          | 4   | 0   | 1   | 0    | -/-                   | 0   | 0   | 0   | 6      |
| Lance Johnstone, DE, 2001-05       | 5   | 0   | 0   | 1    | (1 INT)               | -/- | 0   | 0   | 6      |
| Derrick Alexander, WR, 2002        | 1   | 0   | 1   | 0    | -/-                   | -/- | 0   | 0   | 6      |
| Brian Williams, CB, 2002-05        | 4   | 0   | 0   | 1    | (1 INT)               | -/- | 0   | 0   | 6      |
| John Avery, RB, 2003               | 1   | 0   | 1   | 0    | -/-                   | -/- | 0   | 0   | 6      |
| Chris Claiborne, LB, 2003-04       | 2   | 0   | 0   | 1    | (1 INT)               | -/- | 0   | 0   | 6      |
| Mike Nattiel, LB, 2003-04          | 2   | 0   | 0   | 1    | (1 INT)               | -/- | 0   | 0   | 6      |
| Cus Frerotte, QB, 2003-04, 2008    | 3   | 1   | 0   | 0    | -/-                   | -/- | 0   | 0   | 6      |
| E.J. Henderson, LB, 2003-11        | 9   | 0   | 0   | 1    | (1 INT)               | -/- | 0   | 0   | 6      |
| Richard Owens, FB/TE, 2004-06      | 3   | 0   | 1   | 0    | -/-                   | -/- | 0   | 0   | 6      |
| Dovonte Edwards, CB, 2005-06       | 2   | 0   | 0   | 1    | (1 INT)               | -/- | 0   | 0   | 6      |
| Napoleon Harris, LB, 2005-06, 2008 | 3   | 0   | 0   | 1    | (1 FR)                | -/- | 0   | 0   | 6      |
| Fred Smoot, CB, 2005-06            | 2   | 0   | 0   | 1    | (1 INT)               | -/- | 0   | 0   | 6      |
| Ray Edwards DE, 2006-10            | 5   | 0   | 0   | 1    | (1 FR)                | -/- | 0   | 0   | 6      |
| Ben Leber, LB, 2006-10             | 5   | 0   | 0   | 1    | (1 FR)                | -/- | 0   | 0   | 6      |
| Cedric Griffin, CB, 2006-11        | 6   | 0   | 0   | 1    | (1 FR)                | -/- | 0   | 0   | 6      |
| Dwight Smith, S, 2006-07           | 2   | 0   | 0   | 1    | (1 INT)               | -/- | 0   | 0   | 6      |
| Aundrae Allison, WR, 2007-08       | 2   | 0   | 0   | 1    | (1 KO)                | -/- | 0   | 0   | 6      |
| Robert Ferguson, WR, 2007-08       | 1   | 0   | 1   | 0    | -/-                   | -/- | 0   | 0   | 6      |
| Greg Lewis, WR, 2009-10            | 2   | 0   | 1   | 0    | -/-                   | -/- | 0   | 0   | 6      |
| Greg Camarillo, WR, 2010-11        | 2   | 0   | 1   | 0    | -/-                   | -/- | 0   | 0   | 6      |
| Donovan McNabb, QB, 2011           | 1   | 1   | 0   | 0    | -/-                   | -/- | 0   | 0   | 6      |
| Devin Aromashodu, WR, 2011-12      | 2   | 0   | 1   | 0    | -/-                   | -/- | 0   | 0   | 6      |
| Stephen Burton, WR, 2011-12        | 2   | 0   | 1   | 0    | -/-                   | -/- | 0   | 0   | 6      |
| Brian Robison, DE, 2007-17         | 11  | 0   | 0   | 1    | (1 FR)                | -/- | 0   | 0   | 6      |
| John Carlson, TE, 2012-13          | 2   | 0   | 1   | 0    | -/-                   | -/- | 0   | 0   | 6      |
| Jerome Simpson, WR, 2012-13        | 2   | 0   | 1   | 0    | -/-                   | -/- | 0   | 0   | 6      |
| Matt Cassel, QB, 2013-14           | 2   | 1   | 0   | 0    | -/-                   | -/- | 0   | 0   | 6      |
| Gerald Hodges, LB, 2013-15         | 3   | 0   | 0   | 1    | (1 INT)               | -/- | 0   | 0   | 6      |
| Chase Ford, TE, 2013-15            | 3   | 0   | 1   | 0    | -/-                   | -/- | 0   | 0   | 6      |
| Jerome Felton, FB, 2012-14         | 3   | 0   | 0   | 1    | (1 FR)                | -/- | 0   | 0   | 6      |
| Captain Munnerlyn, CB, 2014-16     | 3   | 0   | 0   | 1    | (1 FR)                | -/- | 0   | 0   | 6      |
| Xavier Rhodes, CB, 2013            | 7   | 0   | 0   | 1    | (1 INT)               | -/- | 0   | 0   | 6      |
| Case Keenum, QB, 2017              | 1   | 1   | 0   | 0    | -/-                   | -/- | 0   | 0   | 6      |
| David Morgan, TE, 2016-18          | 3   | 0   | 1   | 0    | -/-                   | -/- | 0   | 0   | 6      |
| Mike Hughes, CB, 2018              | 3   | 0   | 0   | 1    | (1 INT)               | -/- | 0   | 0   | 6      |
| Linval Joseph, DT, 2014-19         | 6   | 0   | 0   | 1    | (1 FR)                | -/- | 0   | 0   | 6      |
| Anthony Harris, S, 2015            | 6   | 0   | 0   | 0    | (1 INT)               | -/- | 0   | 0   | 6      |
| Mike Boone, RB, 2018-20            | 3   | 1   | 0   | 0    | -/-                   | -/- | 0   | 0   | 6      |
| Chris Herndon, TE, 2021            | 1   | 0   | 1   | 0    | -/-                   | -/- | 0   | 0   | 6      |
| Patrick Peterson, CB, 2021-22      | 2   | 0   | 0   | 1    | (1 INT)               | -/- | 0   | 0   | 6      |
| Jalen Reagor, WR, 2022             | 1   | 0   | 1   | 0    | -/-                   | -/- | 0   | 0   | 6      |
| Johnny Mundt, TE, 2022             | 2   | 0   | 1   | 0    | -/-                   | -/- | 0   | 0   | 6      |
| Jalen Nailor, WR, 2022             | 2   | 0   | 1   | 0    | -/-                   | -/- | 0   | 0   | 6      |
| Josh Oliver, TE, 2023              | 1   | 0   | 1   | 0    | -/-                   | -/- | 0   | 0   | 6      |
| Josh Dobbs, QB, 2023               | 1   | 1   | 0   | 0    | -/-                   | -/- | 0   | 0   | 6      |
| D.J. Wonnum, OLB, 2020             | 4   | 0   | 0   | 1    | (1 FR)                | -/- | 0   | 0   | 6      |
| Jordan Hicks, LB, 2022             | 2   | 0   | 0   | 1    | (1 FR)                | -/- | 0   | 0   | 6      |
| Jim Leo, DE, 1961-62               | 2   | 0   | 0   | 0    | -/-                   | -/- | 0   | 1   | 2      |
| Joe Blahak, CB, 1974-75, '77       | 3   | 0   | 0   | 0    | -/-                   | -/- | 0   | 1   | 2      |
| Autry Beamon, S, 1975-76           | 2   | 0   | 0   | 0    | -/-                   | -/- | 0   | 1   | 2      |
| Mark Mullaney, DE, 1975-87         | 13  | 0   | 0   | 0    | -/-                   | -/- | 0   | 1   | 2      |
| Neil Elshire, DE, 1981-86          | 6   | 0   | 0   | 0    | -/-                   | -/- | 0   | 1   | 2      |
| Joe Stepanek, DT, 1987             | 1   | 0   | 0   | 0    | -/-                   | -/- | 0   | 1   | 2      |
| Ray Berry, LB, 1987-92             | 6   | 0   | 0   | 0    | -/-                   | -/- | 0   | 1   | 2      |
| Mark Dusbabek, LB, 1989-92         | 4   | 0   | 0   | 0    | -/-                   | -/- | 0   | 1   | 2      |
| Walt Williams, CB, 1981            | 1   | 0   | 0   | 0    | -/-                   | -/- | 0   | 1   | 2      |
| Robin Sendlein, LB, 1981-84        | 4   | 0   | 0   | 0    | -/-                   | -/- | 0   | 1   | 2      |
| Brooks Bollinger, QB, 2006-07      | 2   | 0   | 0   | 0    | -/-                   | -/- | 1   | 0   | 2      |
| Blake Bell, TE, 2017               | 1   | 0   | 0   | 0    | -/-                   | -/- | 1   | 0   | 2      |
| Trishton Jackson, WR, 2023         | 1   | 0   | 0   | 0    | -/-                   | -/- | 1   | 0   | 2      |

# VIKINGS ALL-TIME PASSING

## QUALIFIERS - 500+ ATTEMPTS

| PLAYER                           | ATT   | COMP  | PCT  | YARDS  | TD  | INT | LG  | SK/YDS    | RATING |
|----------------------------------|-------|-------|------|--------|-----|-----|-----|-----------|--------|
| Kirk Cousins (2018-)             | 3,081 | 2,093 | 67.9 | 23,265 | 171 | 55  | 75t | 198/1,360 | 101.2  |
| Sam Bradford (2016-17)           | 595   | 427   | 71.8 | 4,259  | 23  | 5   | 71t | 42/276    | 101.1  |
| Randall Cunningham (1997-99)     | 713   | 427   | 59.9 | 5,680  | 48  | 23  | 67t | 42/293    | 94.2   |
| Brett Favre (2009-10)            | 889   | 580   | 65.2 | 6,711  | 44  | 26  | 63  | 56/386    | 92.2   |
| Daunte Culpepper (1999-05)       | 2,607 | 1,678 | 64.4 | 20,162 | 135 | 66  | 82t | 228/1,214 | 91.5   |
| Teddy Bridgewater (2014-17)      | 851   | 551   | 64.7 | 6,150  | 28  | 22  | 87t | 83/556    | 86.3   |
| Warren Moon (1994-96)            | 1,454 | 882   | 60.7 | 10,102 | 58  | 42  | 85t | 86/634    | 82.9   |
| Brad Johnson (1992-98, 2005-06)  | 1,670 | 1,036 | 62.0 | 11,098 | 65  | 48  | 82t | 100/673   | 82.5   |
| Fran Tarkenton (1961-66, '72-78) | 4,569 | 2,635 | 57.7 | 33,098 | 239 | 194 | 89t | 417/3,880 | 80.2   |
| Tarvaris Jackson (2006-10)       | 603   | 354   | 58.7 | 3,984  | 24  | 22  | 71  | 47/247    | 76.6   |
| Christian Ponder (2011-14)       | 1,057 | 632   | 59.8 | 6,658  | 38  | 36  | 72  | 95/901    | 75.9   |
| Rich Gannon (1987-92)            | 1,003 | 561   | 55.9 | 6,457  | 40  | 36  | 78t | 81/478    | 73.9   |
| Wade Wilson (1981-91)            | 1,665 | 929   | 55.8 | 12,135 | 66  | 75  | 75t | 151/1,069 | 73.4   |
| Tommy Kramer (1977-89)           | 3,648 | 2,011 | 55.1 | 24,775 | 159 | 157 | 76t | 248/1,596 | 73.3   |
| Steve Dils (1979-84)             | 623   | 336   | 53.9 | 3,867  | 15  | 18  | 68  | 49/349    | 68.8   |
| Gary Cuzzo (1968-71)             | 556   | 276   | 49.6 | 3,552  | 18  | 23  | 52t | 46/334    | 63.7   |
| Joe Kapp (1967-69)               | 669   | 351   | 50.2 | 4,807  | 37  | 47  | 85t | 82/676    | 62.3   |

## NON-QUALIFIERS - FEWER THAN 500 ATTEMPTS

| PLAYER                        | ATT | COMP | PCT  | YARDS | TD | INT | LG   | SK/YDS | RATING |
|-------------------------------|-----|------|------|-------|----|-----|------|--------|--------|
| Josh Dobbs (2023-)            | 30  | 20   | 66.7 | 158   | 2  | 0   | 29   | 3/12   | 101.8  |
| Nick Mullens (2022-)          | 25  | 21   | 84.0 | 224   | 1  | 1   | 37   | 0/0    | 100.7  |
| Todd Bouman (1997-02)         | 95  | 54   | 56.8 | 880   | 8  | 4   | 280t | 6/49   | 98.6   |
| Case Keenum (2017)            | 481 | 325  | 67.6 | 3,547 | 22 | 7   | 65t  | 22/136 | 98.3   |
| Jeff George (1999)            | 329 | 191  | 58.1 | 2,816 | 23 | 12  | 80t  | 28/228 | 94.2   |
| Brooks Bollinger (2006-07)    | 68  | 46   | 67.6 | 507   | 1  | 2   | 50   | 13/78  | 84.0   |
| Donovan McNabb (2011)         | 156 | 94   | 60.3 | 1,026 | 19 | 2   | 60   | 16/113 | 82.9   |
| Gus Frerotte (2003-04, 08)    | 367 | 216  | 58.9 | 2,847 | 4  | 7   | 99t  | 34/186 | 81.4   |
| Sean Salisbury (1990-94)      | 404 | 228  | 56.4 | 2,772 | 14 | 9   | 55   | 28/199 | 80.2   |
| Matt Cassel (2013-14)         | 325 | 194  | 59.7 | 2,232 | 14 | 13  | 79t  | 22/124 | 78.1   |
| Jim McMahon (1993)            | 331 | 200  | 60.4 | 1,968 | 9  | 8   | 58   | 23/104 | 76.2   |
| Kelly Holcomb (2007)          | 83  | 42   | 50.6 | 515   | 2  | 1   | 40   | 12/87  | 73.1   |
| Shaun Hill (2002-05, 2015-16) | 42  | 21   | 50.0 | 257   | 0  | 0   | 33   | 2/18   | 69.2   |
| Bob Lee (1969-72, '75-78)     | 306 | 159  | 52.0 | 2,153 | 15 | 17  | 63   | 30/221 | 67.8   |
| Joe Webb (2010-13)            | 152 | 88   | 57.9 | 853   | 3  | 5   | 46   | 11/69  | 66.6   |
| Archie Manning (1983-84)      | 94  | 52   | 55.3 | 545   | 3  | 3   | 56   | 18/153 | 66.4   |
| Sean Mannion (2019-21)        | 57  | 34   | 59.6 | 315   | 1  | 2   | 35   | 2/15   | 66.0   |
| George Shaw (1961)            | 91  | 46   | 50.5 | 530   | 4  | 4   | 42t  | 14/122 | 64.8   |
| Tony Adams (1987)             | 87  | 49   | 55.0 | 607   | 3  | 5   | 63t  | 19/130 | 64.3   |
| Bob Berry (1965-67, '73-76)   | 124 | 63   | 50.8 | 708   | 7  | 8   | 52t  | 17/131 | 59.4   |
| Ron VanderKelen (1963-67)     | 252 | 107  | 42.2 | 1,375 | 6  | 11  | 53   | 25/224 | 49.7   |
| Josh Freeman (2013)           | 53  | 20   | 37.7 | 190   | 0  | 1   | 22   | 1/14   | 40.6   |
| Norm Snead (1971)             | 75  | 37   | 49.3 | 470   | 1  | 6   | 55t  | 7/67   | 40.3   |
| Bobby Brister (2000)          | 20  | 10   | 50.0 | 82    | 0  | 1   | 20   | 1/6    | 40.0   |
| Spurgeon Wynn (2001)          | 98  | 48   | 49.0 | 418   | 1  | 6   | 47t  | 10/65  | 38.6   |
| Steve Bono (1985-86)          | 11  | 2    | 18.2 | 8     | 0  | 5   | 5    | 2/13   | 29.6   |
| John McCormick (1962)         | 18  | 7    | 39.0 | 104   | 0  | 5   | 53   | 3/33   | 19.1   |

## FEWER THAN 10 ATTEMPTS

| PLAYER                          | ATT | COMP | PCT   | YARDS | TD | INT | LG  | SK/YDS | RATING |
|---------------------------------|-----|------|-------|-------|----|-----|-----|--------|--------|
| Keith Henderson (1992)          | 1   | 1    | 100.0 | 36    | 1  | 0   | 36t | 0/0    | 158.3  |
| Darrin Nelson (1982-89, '91-92) | 1   | 1    | 100.0 | 25    | 0  | 0   | 25t | 0/0    | 158.3  |
| Ryan Longwell (2006-11)         | 1   | 1    | 100.0 | 16    | 1  | 0   | 16t | 0/0    | 158.3  |
| Mewelde Moore (2004-07)         | 2   | 1    | 50.0  | 15    | 0  | 0   | 15t | 0/0    | 158.3  |
| D.J. Dozier (1987-91)           | 1   | 1    | 100.0 | 19    | 1  | 0   | 19t | 0/0    | 145.9  |
| Jay Walker (1996-97)            | 2   | 2    | 100.0 | 31    | 0  | 0   | 19  | 0/0    | 118.8  |
| Hassan Jones (1986-92)          | 1   | 1    | 100.0 | 18    | 0  | 0   | 18  | 0/0    | 118.8  |
| Chris Kluge (2005-12)           | 1   | 1    | 100.0 | 27    | 0  | 0   | 27  | 0/0    | 118.8  |
| Jaren Hall (2023-)              | 10  | 8    | 80.0  | 101   | 0  | 0   | 16  | 1/0    | 108.8  |
| Paul Krause (1968-79)           | 2   | 1    | 50.0  | 11    | 1  | 1   | 11t | 0/0    | 106.3  |
| Justin Jefferson (2020-)        | 6   | 4    | 66.6  | 69    | 0  | 0   | 24  | 0/0    | 105.6  |
| Phil King (1965-66)             | 1   | 1    | 100.0 | 9     | 0  | 0   | 9   | 0/0    | 104.2  |
| Randy Moss (1998-04, '10)       | 8   | 4    | 50.0  | 106   | 2  | 1   | 37  | 0/0    | 95.8   |
| Sidney Rice (2007-10)           | 4   | 2    | 50.0  | 94    | 0  | 0   | 79  | 0/0    | 95.8   |
| Chester Taylor (2006-09)        | 2   | 1    | 50.0  | 4     | 1  | 0   | 4t  | 0/0    | 95.8   |
| Mike Eischeid (1972-74)         | 1   | 1    | 100.0 | 6     | 0  | 0   | 6   | 0/0    | 91.7   |
| Bill Cappelman (1970)           | 7   | 4    | 57.1  | 49    | 0  | 0   | 26  | 0/0    | 78.8   |
| Ryan Wright (2022-)             | 2   | 1    | 50.0  | 13    | 0  | 0   | 13  | 0/0    | 70.8   |
| Herschel Walker (1989-91)       | 2   | 1    | 50.0  | 12    | 0  | 0   | 12  | 0/0    | 68.5   |
| Fred Cox (1963-77)              | 1   | 1    | 100.0 | -1    | 0  | 0   | -1  | 0/0    | 62.5   |
| Alfred Anderson (1984-90)       | 9   | 4    | 44.4  | 112   | 2  | 1   | 43t | 2/8    | 59.3   |
| Tommy Mason (1961-66)           | 4   | 1    | 25.0  | 30    | 0  | 2   | 30t | 0/0    | 58.4   |
| Bill Brown (1962-74)            | 2   | 1    | 50.0  | 3     | 0  | 0   | 3   | 0/0    | 50.0   |
| Stefon Diggs (2015-19)          | 1   | 0    | 0.0   | 0     | 0  | 0   | 0   | 0/0    | 39.6   |
| Jamie Caleb (1961)              | 1   | 0    | 0.0   | 0     | 0  | 0   | 0   | 0/0    | 39.6   |
| Anthony Carter (1985-93)        | 1   | 0    | 0.0   | 0     | 0  | 0   | 0   | 0/0    | 39.6   |
| Greg Coleman (1978-87)          | 1   | 0    | 0.0   | 0     | 0  | 0   | 0   | 0/0    | 39.6   |
| Bob Grim (1967-71, '76-77)      | 1   | 0    | 0.0   | 0     | 0  | 0   | 0   | 0/0    | 39.6   |
| Jim Lash (1973-76)              | 1   | 0    | 0.0   | 0     | 0  | 0   | 0   | 0/0    | 39.6   |
| Terry LeCount (1979-83)         | 1   | 0    | 0.0   | 0     | 0  | 0   | 0   | 0/0    | 39.6   |
| Hugh McElhenny (1961-62)        | 1   | 0    | 0.0   | 0     | 0  | 0   | 0   | 0/0    | 39.6   |
| Harry Newsome (1990-93)         | 1   | 0    | 0.0   | 0     | 0  | 0   | 0   | 0/0    | 39.6   |
| Allen Rice (1984-90)            | 1   | 0    | 0.0   | 0     | 0  | 0   | 0   | 0/0    | 39.6   |
| Mike Saxon (1994-95)            | 1   | 0    | 0.0   | 0     | 0  | 0   | 0   | 0/0    | 39.6   |
| Joe Senser (1979-84)            | 1   | 0    | 0.0   | 0     | 0  | 0   | 0   | 0/0    | 39.6   |
| Chris Walsh (1994-02)           | 1   | 0    | 0.0   | 0     | 0  | 0   | 0   | 0/0    | 39.6   |
| Jerick McKinnon (2014-17)       | 1   | 0    | 0.0   | 0     | 0  | 0   | 0   | 0/0    | 39.6   |
| Ryan Quigley (2017)             | 1   | 0    | 0.0   | 0     | 0  | 0   | 0   | 0/0    | 39.6   |
| Jay Fiedler (1998)              | 7   | 3    | 42.9  | 41    | 1  | 1   | 19  | 0/0    | 22.6   |
| Larry Miller (1987)             | 6   | 1    | 16.7  | 2     | 0  | 0   | 2   | 0/0    | 0.0    |
| Jerry Reichow (1961-64)         | 3   | 0    | 0.0   | 0     | 0  | 1   | 0   | 0/0    | 0.0    |
| Mitch Berger (1996-01)          | 2   | 0    | 0.0   | 0     | 0  | 1   | 0   | 0/0    | 0.0    |
| Ted Brown (1979-86)             | 1   | 0    | 0.0   | 0     | 0  | 1   | 0   | 0/0    | 0.0    |
| David Palmer (1994-00)          | 0   | 0    | 0.0   | 0     | 0  | 0   | 0   | 1/2    | 0.0    |
| Malvin Cook (2017-22)           | 0   | 0    | 0.0   | 0     | 0  | 0   | 0   | 1/5    | 0.0    |

# VIKINGS ALL-TIME STARTING QB RECORDS

| Player                         | Yrs      | Starts    | Won       | Lost      | Tied     | %           |
|--------------------------------|----------|-----------|-----------|-----------|----------|-------------|
| Fran Tarkenton, 1961-66, 72-78 | 13       | 170       | 91        | 73        | 6        | .553        |
| Tommy Kramer, 1977-89          | 13       | 110       | 54        | 56        | 0        | .491        |
| <b>Kirk Cousins, 2018</b>      | <b>6</b> | <b>88</b> | <b>50</b> | <b>37</b> | <b>1</b> | <b>.573</b> |
| Daunte Culpepper, 1999-05      | 7        | 80        | 38        | 42        | 0        | .475        |
| Brad Johnson, 1992-98, 2005-06 | 9        | 46        | 28        | 18        | 0        | .609        |
| Wade Wilson, 1981-91           | 11       | 48        | 27        | 21        | 0        | .563        |
| Joe Kapp, 1967-69              | 3        | 38        | 23        | 12        | 3        | .645        |
| Warren Moon, 1994-96           | 3        | 39        | 21        | 18        | 0        | .538        |
| Rich Gannon, 1987-92           | 6        | 35        | 19        | 16        | 0        | .543        |
| Brett Favre, 2009-10           | 2        | 29        | 17        | 12        | 0        | .586        |
| Teddy Bridgewater, 2014-17     | 4        | 28        | 17        | 11        | 0        | .607        |
| Randall Cunningham, 1997-99    | 3        | 23        | 16        | 7         | 0        | .696        |
| Gary Cuozzo, 1968-71           | 4        | 21        | 16        | 5         | 0        | .762        |
| Christian Ponder, 2011-14      | 4        | 36        | 14        | 21        | 1        | .403        |
| Case Keenum, 2017              | 1        | 14        | 11        | 3         | 0        | .786        |
| Tarvaris Jackson, 2006-10      | 5        | 20        | 10        | 10        | 0        | .500        |
| Gus Frerotte, 2003-04, 2008    | 3        | 13        | 10        | 3         | 0        | .769        |
| Bob Lee, 1969-72, 75-78        | 8        | 11        | 9         | 2         | 0        | .818        |
| Sam Bradford, 2016-17          | 2        | 17        | 9         | 8         | 0        | .529        |
| Jim McMahon, 1993              | 1        | 12        | 8         | 4         | 0        | .667        |

| Player                     | Yrs      | Starts   | Won      | Lost     | Tied     | %            |
|----------------------------|----------|----------|----------|----------|----------|--------------|
| George, 1999               | 1        | 10       | 8        | 2        | 0        | .800         |
| Steve Dils, 1979-84        | 6        | 15       | 6        | 9        | 0        | .400         |
| Sean Salisbury, 1990-94    | 5        | 9        | 5        | 4        | 0        | .556         |
| Matt Cassel, 2013-14       | 2        | 9        | 4        | 5        | 0        | .444         |
| Norm Snead, 1971           | 1        | 2        | 2        | 0        | 0        | 1.000        |
| Donovan McNabb, 2011       | 1        | 6        | 1        | 5        | 0        | .167         |
| George Shaw, 1961          | 1        | 4        | 1        | 3        | 0        | .250         |
| Todd Bouman, 1997-02       | 6        | 3        | 1        | 2        | 0        | .333         |
| Ron VanderKelen, 1963-67   | 5        | 5        | 1        | 4        | 0        | .200         |
| Bob Berry, 1965-67, 73-76  | 7        | 2        | 1        | 1        | 0        | .500         |
| Joe Webb, 2010-13          | 2        | 2        | 1        | 1        | 0        | .500         |
| Shaun Hill, 2002-05, 15-16 | 6        | 1        | 1        | 0        | 0        | 1.000        |
| <b>Jaren Hall, 2023</b>    | <b>1</b> | <b>1</b> | <b>1</b> | <b>0</b> | <b>0</b> | <b>1.000</b> |
| Tony Adams, 1987           | 1        | 3        | 0        | 3        | 0        | .000         |
| Kelly Holcomb, 2007        | 1        | 3        | 0        | 3        | 0        | .000         |
| Archie Manning, 1983-84    | 2        | 2        | 0        | 2        | 0        | .000         |
| Spergon Wynn, 2001         | 1        | 2        | 0        | 2        | 0        | .000         |
| Sean Mannion, 2019-21      | 3        | 2        | 0        | 2        | 0        | .000         |
| Brooks Bollinger, 2006-07  | 2        | 1        | 0        | 1        | 0        | .000         |
| Josh Freeman, 2013         | 1        | 1        | 0        | 1        | 0        | .000         |

## PASSING FANCY

### CAREER TD PASSES BY A QB/RECEIVER DUO

| TOUCHDOWNS | PLAYERS                       |
|------------|-------------------------------|
| 53         | Daunte Culpepper/Randy Moss   |
| 44         | Kirk Cousins/Adam Thielen     |
| 28         | Kirk Cousins/Justin Jefferson |
| 26         | Warren Moon/Cris Carter       |

### SEASON TD PASSES BY A QB/RECEIVER DUO

| TOUCHDOWNS | PLAYERS                             |
|------------|-------------------------------------|
| 17         | Warren Moon/Cris Carter, 1995       |
| 15         | Randall Cunningham/Randy Moss, 1998 |
| 15         | Daunte Culpepper/Randy Moss, 2000   |
| 14         | Kirk Cousins/Adam Thielen, 2020     |

### SEASON COMBINED TDs BY A QB (PASSING/RUSHING)

| TOUCHDOWNS | PLAYER                          |
|------------|---------------------------------|
| 41         | Daunte Culpepper, 2004 (39/2)   |
| 40         | Daunte Culpepper, 2000 (33/7)   |
| 35         | Randall Cunningham, 1998 (34/1) |

### 100+ PASSER RATING GAMES IN A SEASON (MIN. 20 ATTEMPTS)

| GAMES | PLAYER                   |
|-------|--------------------------|
| 10    | Brett Favre, 2009        |
| 9     | Kirk Cousins, 2021       |
| 8     | Kirk Cousins, 2019       |
| 8     | Kirk Cousins, 2020       |
| 8     | Randall Cunningham, 1998 |
| 8     | Daunte Culpepper, 2000   |
| 8     | Daunte Culpepper, 2004   |
| 8     | Sam Bradford, 2016       |
| 8     | Case Keenum, 2017        |

### CONSECUTIVE 100+ PASSER RATING GAMES (MIN. 20 ATTEMPTS)

| GAMES | PLAYER                 |
|-------|------------------------|
| 5     | Kirk Cousins, 2020-21  |
| 4     | Kirk Cousins, 2019     |
| 4     | Kirk Cousins, 2020     |
| 4     | Brett Favre, 2009      |
| 4     | Daunte Culpepper, 2004 |

### 100+ PASSER RATING GAMES IN A CAREER

| GAMES | PLAYER           |
|-------|------------------|
| 42    | Kirk Cousins     |
| 40    | Fran Tarkenton   |
| 30    | Daunte Culpepper |

### 50+ YARD PASSES IN A GAME

| 50+ PASSES             | PLAYER, GAME                           |
|------------------------|--|
| 4 (56t, 56t, 54t, 51t) | Randall Cunningham, at Dallas 11/26/98 |
| 3 (76t, 70t, 66t)      | Fran Tarkenton, at LA Rams 11/19/72    |
| 3 (67t, 68t, 76t)      | Tommy Kramer, at Washington 11/2/86    |

### FEWEST INTERCEPTIONS THROWN IN A GAME

| INT | PLAYER (ATTEMPTS)                               |
|-----|---|
| 0   | Rich Gannon at New England, 10/20/91 (63 att.)  |
| 0   | Daunte Culpepper at Houston, 10/10/04 (50 att.) |
| 0   | Kirk Cousins, at LA Rams, 9/27/18 (50 att.)     |

### FEWEST INTERCEPTIONS THROWN IN A SEASON

| INTs | PLAYER (attempts)             |
|------|-------------------------------|
| 4    | Brad Johnson, 2005 (254 att.) |
| 5    | Sam Bradford, 2016 (552 att.) |

### CONSECUTIVE PASS ATTEMPTS WITHOUT AN INTERCEPTION

| ATTEMPTS | PLAYER                          |
|----------|---------------------------------|
| 224      | Kirk Cousins, 12/25/20-10/3/21  |
| 210      | Kirk Cousins, 10/10/21-11/28/21 |
| 201      | Kirk Cousins, 10/13/19-12/2/19  |
| 193      | Warren Moon, 10/22/95-11/23/95  |

### GAMES WITHOUT AN INTERCEPTION IN A SEASON

| GAMES | PLAYER             |
|-------|--------------------|
| 10    | Brett Favre, 2009  |
| 10    | Sam Bradford, 2016 |
| 10    | Case Keenum, 2017  |
| 10    | Kirk Cousins, 2019 |
| 10    | Kirk Cousins, 2021 |

### GAMES WITHOUT BEING SACKED IN A SEASON

| GAMES | PLAYER                   |
|-------|--------------------------|
| 6     | Case Keenum, 2017        |
| 4     | Kirk Cousins, 2019       |
| 4     | Fran Tarkenton, 1972     |
| 4     | Rich Gannon, 1991        |
| 4     | Randall Cunningham, 1998 |
| 4     | Sam Bradford, 2016       |

### GAMES WITHOUT AN INTERCEPTION/SACKED IN A SEASON

| GAMES | PLAYER             |
|-------|--------------------|
| 3     | Brett Favre, 2009  |
| 3     | Sam Bradford, 2016 |
| 3     | Case Keenum, 2017  |

### FEWEST TIMES SACKED IN A SEASON

| SACKS | PLAYER               |
|-------|----------------------|
| 11    | Tommy Kramer, 1988   |
| 12    | Sean Salisbury, 1993 |

### FEWEST TIMES SACKED IN A GAME (MOST ATTEMPTS)

| GAMES | PLAYER   |
|-------|--|
| 0     | Tommy Kramer, at New England, 10/16/79 (61 att.) |
| 0     | Fran Tarkenton, vs. Philadelphia (56 att.)       |

### WINS IN GAMES STARTED BY QBs

| WINS | PLAYER                          |
|------|---------------------------------|
| 13   | Randall Cunningham, 1998 (13-1) |
| 13   | Kirk Cousins, 2022 (13-4)       |
| 12   | Joe Kapp, 1969 (12-1)           |
| 12   | Fran Tarkenton, 1975 (12-2)     |
| 12   | Fran Tarkenton, 1973 (12-2)     |
| 12   | Brett Favre, 2009 (12-4)        |

### CONSECUTIVE WINS AFTER FIRST START

| GAMES | PLAYER                            |
|-------|-----------------------------------|
| 7     | Daunte Culpepper, 9/3/00-10/22/00 |
| 6     | Brett Favre, 9/13/09-10/18/09     |



# VIKINGS ALL-TIME RECEIVING

| PLAYER                            | REC        | YARDS        | AVG         | TD        |
|-----------------------------------|------------|--------------|-------------|-----------|
| Cris Carter (1990-01)             | 1,004      | 12,383       | 12.3        | 110       |
| Randy Moss (1998-04, 2010)        | 587        | 9,316        | 15.9        | 92        |
| Adam Thielen (2014-22)            | 534        | 6,682        | 12.5        | 55        |
| Steve Jordan (1982-94)            | 498        | 6,307        | 12.7        | 28        |
| Anthony Carter (1985-93)          | 478        | 7,635        | 16.0        | 52        |
| Kyle Rudolph (2011-20)            | 454        | 4,488        | 9.9         | 48        |
| Jake Reed (1991-99, 2001)         | 413        | 6,433        | 15.6        | 33        |
| Ahmad Rashad (1976-82)            | 400        | 5,489        | 13.7        | 34        |
| Sammy White (1976-86)             | 393        | 6,400        | 16.3        | 50        |
| Stefon Diggs (2015-19)            | 365        | 4,622        | 12.6        | 30        |
| <b>Justin Jefferson (2020-)</b>   | <b>360</b> | <b>5,396</b> | <b>15.0</b> | <b>28</b> |
| Ted Brown (1979-86)               | 339        | 2,850        | 8.4         | 13        |
| Chuck Foreman (1973-79)           | 336        | 3,057        | 9.1         | 23        |
| Rickey Young (1978-83)            | 292        | 2,255        | 7.6         | 14        |
| Bill Brown (1962-74)              | 284        | 3,177        | 11.2        | 23        |
| Percy Harvin (2009-12)            | 280        | 3,302        | 11.8        | 20        |
| Darrin Nelson (1982-89, 1991-92)  | 251        | 2,202        | 8.8         | 5         |
| Adrian Peterson (2007-16)         | 241        | 1,945        | 8.1         | 5         |
| Dalvin Cook (2017-22)             | 221        | 1,794        | 8.1         | 5         |
| Hassan Jones (1986-92)            | 222        | 3,733        | 16.8        | 24        |
| Visanthe Shiancoe (2007-11)       | 208        | 2,424        | 11.7        | 24        |
| Paul Flatley (1963-67)            | 202        | 3,222        | 16.0        | 17        |
| Jim Kleinsasser (1999-2011)       | 192        | 1,688        | 8.8         | 6         |
| Jermaine Wiggins (2005-06)        | 186        | 1,659        | 8.9         | 6         |
| Leo Lewis (1981-91)               | 181        | 2,924        | 16.1        | 16        |
| Robert Smith (1993-00)            | 178        | 1,292        | 7.3         | 6         |
| Stu Voigt (1970-80)               | 177        | 1,919        | 10.8        | 17        |
| Dave Osborn (1965-75)             | 173        | 1,412        | 8.2         | 7         |
| Gene Washington (1967-72)         | 172        | 3,087        | 18.0        | 23        |
| Amp Lee (1994-96)                 | 170        | 1,348        | 7.9         | 5         |
| John Gilliam (1972-75)            | 165        | 3,297        | 20.0        | 27        |
| Joe Senser (1979-84)              | 165        | 1,822        | 11.0        | 16        |
| Chester Taylor (2006-09)          | 160        | 1,357        | 8.5         | 3         |
| Jarius Wright (2012-17)           | 153        | 2,039        | 13.3        | 10        |
| Tommy Mason (1961-66)             | 151        | 1,689        | 11.2        | 11        |
| Sidney Rice (2007-10)             | 146        | 2,129        | 14.6        | 18        |
| Jerry Reichow (1961-64)           | 144        | 2,183        | 15.2        | 19        |
| Jerick McKinnon (2014-17)         | 142        | 984          | 6.9         | 5         |
| <b>K.J. Osborn (2020-)</b>        | <b>142</b> | <b>1,682</b> | <b>11.8</b> | <b>14</b> |
| Bernard Berrian (2008-11)         | 138        | 1,925        | 14.0        | 11        |
| Cardarrelle Patterson (2013-16)   | 132        | 1,316        | 10.0        | 7         |
| Moe Williams (1996-00, 2002-05)   | 131        | 1,301        | 9.9         | 4         |
| Nate Burleson (2003-05)           | 127        | 1,789        | 14.1        | 12        |
| Greg Jennings (2013-14)           | 127        | 1,546        | 12.2        | 10        |
| Michael Bennett (2001-05)         | 126        | 1,040        | 8.3         | 5         |
| Ed Marinaro (1972-75)             | 125        | 1,088        | 8.1         | 7         |
| <b>T.J. Hockenson (2022-)</b>     | <b>120</b> | <b>1,066</b> | <b>8.8</b>  | <b>6</b>  |
| Qadry Ismail (1993-96)            | 118        | 1,856        | 15.7        | 12        |
| Mewelde Moore (2004-07)           | 116        | 1,093        | 9.4         | 3         |
| John Beasley (1967-73)            | 115        | 1,242        | 10.8        | 12        |
| Alfred Anderson (1984-91)         | 114        | 1,042        | 9.1         | 5         |
| Marcus Robinson (2004-06)         | 107        | 1,553        | 14.5        | 17        |
| Travis Taylor (2005-06)           | 107        | 1,255        | 11.7        | 7         |
| Brent McClanahan (1973-80)        | 107        | 772          | 7.2         | 4         |
| Bobby Wade (2007-08)              | 107        | 1,292        | 12.1        | 5         |
| Matt Asiata (2012-16)             | 101        | 722          | 7.1         | 1         |
| Allen Rice (1984-90)              | 100        | 1,066        | 10.6        | 6         |
| Andrew Jordan (1994-97, 1999-01)  | 97         | 763          | 7.9         | 4         |
| Bob Grim (1967-71, 1976-77)       | 96         | 1,414        | 14.8        | 9         |
| Andrew Glover (1997-99)           | 95         | 1,227        | 12.9        | 9         |
| Bob Tucker (1977-80)              | 95         | 1,045        | 11.0        | 5         |
| Robert Miller (1975-80)           | 95         | 771          | 8.1         | 1         |
| <b>Alexander Mattison (2019-)</b> | <b>93</b>  | <b>684</b>   | <b>7.3</b>  | <b>6</b>  |
| Tyler Conklin (2018-21)           | 93         | 922          | 9.9         | 4         |
| Oscar Reed (1968-74)              | 92         | 676          | 7.4         | 3         |
| Byron Chamberlain (2001-02)       | 91         | 1,055        | 11.6        | 3         |
| Irv Smith, Jr. (2019-22)          | 91         | 858          | 9.4         | 9         |
| Mike Anthony Jones (1983-85)      | 90         | 1,327        | 14.7        | 5         |
| Herschel Walker (1989-91)         | 86         | 681          | 7.9         | 5         |
| John Henderson (1968-72)          | 81         | 1,330        | 16.2        | 9         |
| Tom Hall (1964-66, 1968-69)       | 81         | 1,163        | 14.4        | 7         |
| Tony Galbreath (1981-83)          | 80         | 645          | 8.0         | 2         |
| Terry LeCount (1979-83, 1987)     | 79         | 1,225        | 15.5        | 7         |
| Troy Williamson (2005-07)         | 79         | 1,067        | 13.5        | 3         |
| Charles Evans (1993-98)           | 78         | 531          | 6.8         | 1         |
| Michael Jenkins (2011-12)         | 78         | 915          | 11.7        | 5         |
| Toby Gerhart (2010-13)            | 77         | 600          | 7.8         | 3         |
| Jim Lash (1973-76)                | 75         | 1,252        | 16.7        | 3         |
| Jerome Simpson (2012-13)          | 74         | 1,000        | 13.5        | 1         |
| <b>C.J. Ham (2017-)</b>           | <b>74</b>  | <b>626</b>   | <b>8.5</b>  | <b>2</b>  |
| David Palmer (1994-00)            | 73         | 631          | 8.6         | 1         |
| Terry Allen (1990-94)             | 72         | 675          | 9.4         | 3         |
| Rick Fenney (1987-91)             | 71         | 628          | 8.8         | 2         |
| Jim Phillips (1965-67)            | 68         | 1,091        | 16.0        | 7         |
| Chris Walsh (1994-02)             | 67         | 719          | 10.7        | 4         |
| D'Wayne Bates (2002-03)           | 65         | 840          | 12.9        | 5         |
| Laquan Treadwell (2016-19)        | 65         | 701          | 10.8        | 2         |
| Leroy Hoard (1996-99)             | 60         | 577          | 9.6         | 1         |
| Charles Johnson (2014-16)         | 60         | 834          | 13.9        | 2         |
| Gordon Smith (1961-65)            | 57         | 1,277        | 22.4        | 13        |
| Kelly Campbell (2002-04)          | 57         | 1,062        | 18.6        | 8         |
| Jim Lindsey (1966-72)             | 56         | 632          | 11.3        | 4         |
| Hugh McElhenny (1961-62)          | 53         | 474          | 8.9         | 3         |
| Onterio Smith (2003-04)           | 51         | 523          | 10.3        | 2         |
| Rhett Ellison (2012-16)           | 51         | 515          | 10.1        | 3         |
| Adrian Cooper (1994-95)           | 50         | 570          | 11.4        | 0         |
| Bob Bruer (1980-84)               | 46         | 455          | 9.8         | 7         |
| Olabisi Johnson (2019-21)         | 45         | 483          | 10.7        | 3         |
| Matthew Hatchette (1997-00)       | 43         | 640          | 14.9        | 4         |
| Sam McCullum (1974-75, 1982-83)   | 42         | 608          | 14.4        | 5         |
| Mike Mularkey (1983-88)           | 42         | 464          | 11.0        | 5         |
| Roger Craig (1992-93)             | 41         | 333          | 8.1         | 1         |
| <b>Jordan Addison (2023-)</b>     | <b>41</b>  | <b>534</b>   | <b>13.0</b> | <b>7</b>  |
| John Carlson (2012-13)            | 40         | 387          | 9.7         | 1         |
| Mike Wallace (2015)               | 39         | 473          | 12.1        | 2         |
| Jim Gustafson (1985-90)           | 38         | 491          | 12.9        | 5         |
| Lataivus Murray (2017-18)         | 37         | 244          | 6.6         | 0         |
| Devin Aromashodu (2011-12)        | 37         | 650          | 17.6        | 1         |
| Robert Ferguson (2007-08)         | 35         | 416          | 11.9        | 1         |
| Chase Ford (2013-15)              | 34         | 391          | 11.5        | 1         |
| Naufahu Tahii (2006-10)           | 33         | 150          | 4.6         | 2         |
| D.J. Dozier (1987-91)             | 32         | 298          | 9.3         | 2         |
| Clinton Jones (1967-72)           | 31         | 306          | 9.9         | 0         |
| Dave Middleton (1961)             | 30         | 444          | 14.8        | 2         |
| Greg DeLong (1995-98)             | 30         | 205          | 6.8         | 0         |
| Greg Camarillo (2010-11)          | 29         | 361          | 12.4        | 1         |
| Preston Carpenter (1966)          | 27         | 487          | 17.3        | 4         |
| Jeff Dugan (2004-10)              | 27         | 191          | 7.1         | 3         |
| Ameer Abdullah (2018-21)          | 27         | 173          | 6.4         | 3         |
| Hal Bedsole (1964-66)             | 26         | 418          | 16.1        | 8         |
| Chad Beebe (2018-20)              | 26         | 310          | 11.9        | 2         |
| Greg Lewis (2009-10)              | 25         | 293          | 11.7        | 1         |
| Tony Richardson (2006-07)         | 24         | 200          | 8.3         | 0         |
| Billy McMullen (2006)             | 23         | 307          | 13.3        | 2         |
| Johnny McWilliams (2000)          | 22         | 180          | 8.2         | 3         |
| Koren Robinson (2005)             | 22         | 347          | 15.8        | 1         |
| <b>Johnny Mundt (2022-)</b>       | <b>22</b>  | <b>177</b>   | <b>8.0</b>  | <b>1</b>  |
| Joe Johnson (1992)                | 21         | 211          | 10.0        | 1         |
| Hunter Goodwin (1996-98, 2002-03) | 19         | 147          | 7.7         | 1         |
| Scottie Graham (1993-96)          | 19         | 125          | 6.6         | 0         |
| James Brim (1987)                 | 18         | 282          | 15.7        | 2         |
| Steve Craig (1974-78)             | 18         | 172          | 9.6         | 1         |
| Aundrea Allison (2007-08)         | 18         | 231          | 12.8        | 0         |
| Aldrick Robinson (2018)           | 17         | 231          | 13.6        | 5         |
| John Davis (2000)                 | 17         | 202          | 11.9        | 1         |
| Bob Reed (1962-63)                | 17         | 174          | 10.2        | 1         |
| Doug Chapman (2000-03)            | 17         | 143          | 8.4         | 1         |
| Derek Tennell (1992-93)           | 17         | 134          | 7.9         | 0         |
| David Morgan (2016-18)            | 16         | 135          | 8.4         | 1         |
| Oscar Donahue (1962)              | 16         | 285          | 17.8        | 1         |
| Richard Owens (2004-06)           | 16         | 132          | 8.3         | 1         |
| Raymond Hayes (1961)              | 16         | 121          | 7.6         | 0         |
| Ray Poage (1963)                  | 15         | 354          | 23.6        | 2         |
| <b>Brandon Powell (2023-)</b>     | <b>15</b>  | <b>157</b>   | <b>10.5</b> | <b>1</b>  |
| Charley Ferguson (1962)           | 14         | 364          | 26.0        | 6         |
| Carroll Dale (1973)               | 14         | 192          | 13.7        | 0         |
| Marlin McKeever (1967)            | 14         | 184          | 13.1        | 0         |
| Harold Morrow (1996-02)           | 14         | 144          | 10.3        | 0         |
| Derrick Alexander (2002)          | 14         | 134          | 9.6         | 1         |
| Mike Tice (1992-93, 1995)         | 14         | 126          | 9.0         | 2         |
| Phil King (1965-66)               | 14         | 120          | 8.6         | 2         |
| Brent Novoselsky (1989-94)        | 14         | 108          | 7.7         | 2         |
| A.D. Williams (1961)              | 13         | 174          | 13.4        | 1         |
| Dave Casper (1983-84)             | 13         | 172          | 13.2        | 0         |
| Doug Mayberry (1961-62)           | 13         | 118          | 9.1         | 1         |
| Lorenzo Booker (2010-11)          | 13         | 114          | 8.8         | 0         |
| Steve Stonebreaker (1962-63)      | 12         | 227          | 18.9        | 1         |
| Mel Triplett (1961-62)            | 12         | 71           | 5.9         | 1         |
| <b>Josh Oliver (2023-)</b>        | <b>12</b>  | <b>71</b>    | <b>5.9</b>  | <b>1</b>  |
| Dwight Collins (1984)             | 11         | 143          | 13.0        | 1         |
| MyCole Pruitt (2015-16)           | 11         | 96           | 8.7         | 0         |
| <b>Cam Akers (2023-)</b>          | <b>11</b>  | <b>70</b>    | <b>6.4</b>  | <b>0</b>  |
| Al Denson (1971)                  | 10         | 125          | 12.5        | 0         |
| Billy Martin (1968)               | 10         | 101          | 10.1        | 1         |
| Joe Banyard (2013-14)             | 10         | 73           | 7.3         | 0         |
| Michael Floyd (2017)              | 10         | 78           | 7.8         | 0         |
| Dede Westbrook (2021)             | 10         | 68           | 6.8         | 0         |
| Bethel Johnson (2006)             | 9          | 156          | 17.3        | 0         |
| Barry Word (1993)                 | 9          | 105          | 11.7        | 0         |
| Sean Berton (2003-04)             | 9          | 78           | 8.7         | 0         |
| Jerome Felton (2012-14)           | 9          | 72           | 8.0         | 0         |
| <b>Jalen Nailor (2022-)</b>       | <b>9</b>   | <b>179</b>   | <b>19.8</b> | <b>1</b>  |
| Jalen Reagor (2022)               | 8          | 104          | 13.0        | 1         |
| Buster Rhymes (1985-87)           | 8          | 149          | 18.6        | 0         |
| Doug Kingsriter (1973-75)         | 7          | 116          | 16.6        | 0         |
| Tom Wilson (1963)                 | 7          | 48           | 6.9         | 0         |
| Garrett Mills (2007-09)           | 7          | 91           | 13.0        | 0         |
| Stephen Burton (2011-12)          | 7          | 73           | 10.4        | 1         |
| Zach Line (2013-16)               | 7          | 103          | 14.7        | 1         |
| Mike Boone (2018-20)              | 7          | 28           | 4.0         | 0         |
| Bob Brown (1971)                  | 6          | 141          | 20.8        | 0         |
| Jim Boylan (1963-64)              | 6          | 78           | 13.0        | 1         |
| Bob Schellner (1961)              | 6          | 70           | 11.7        | 1         |
| Sam Harrell (1980-82, 1987)       | 6          | 43           | 7.2         | 0         |
| Sammy Johnson (1976-78)           | 6          | 43           | 7.2         | 0         |
| Darryl Harris (1988)              | 6          | 30           | 5.0         | 0         |
| Charles Stackhouse (2003)         | 6          | 30           | 5.0         | 0         |
| Joe Webb (2010-13)                | 6          | 42           | 7.0         | 0         |
| <b>Kene Nwangwu (2021-)</b>       | <b>6</b>   | <b>30</b>    | <b>5.0</b>  | <b>0</b>  |

|                                 |          |           |            |          |
|---------------------------------|----------|-----------|------------|----------|
| Billy Butler (1962-64)          | 5        | 97        | 19.4       | 0        |
| John Holland (1974)             | 5        | 84        | 16.8       | 0        |
| Doug Cunningham (1979)          | 5        | 50        | 10.0       | 0        |
| Darryl Ingram (1989)            | 5        | 47        | 9.4        | 1        |
| Jeff Womack (1987)              | 5        | 46        | 8.1        | 1        |
| Mark Kellar (1976-78)           | 5        | 17        | 3.4        | 0        |
| Ihmir Smith-Marsette (2021)     | 5        | 116       | 23.2       | 2        |
| <b>Ty Chandler (2023-)</b>      | <b>5</b> | <b>43</b> | <b>8.6</b> | <b>0</b> |
| Keith Henderson (1992)          | 4        | 60        | 15.0       | 0        |
| Olanda Truitt (1993)            | 4        | 40        | 10.0       | 0        |
| Bill Barnes (1965-66)           | 4        | 35        | 8.8        | 0        |
| Martin Nance (2006)             | 4        | 33        | 8.3        | 0        |
| Ronnie Hillman (2016)           | 4        | 43        | 10.8       | 0        |
| Chris Herndon (2021)            | 4        | 40        | 10.0       | 1        |
| Steve Finch (1987)              | 3        | 54        | 18.0       | 0        |
| Tom Adams (1962)                | 3        | 51        | 17.0       | 0        |
| Kent Kramer (1969-70)           | 3        | 47        | 15.7       | 1        |
| Ricky Parks (1987)              | 3        | 46        | 15.3       | 0        |
| Dick Haley (1961)               | 3        | 43        | 14.3       | 0        |
| Leon Clarke (1963)              | 3        | 34        | 11.3       | 0        |
| John Henry Mills (1999)         | 3        | 30        | 10.0       | 0        |
| Mardye McDole (1981-83)         | 3        | 29        | 9.7        | 0        |
| David Frisch (1996)             | 3        | 27        | 9.0        | 1        |
| Phil Frye (1987)                | 3        | 25        | 7.2        | 0        |
| Ciatrick Fason (2005-06)        | 3        | 19        | 6.3        | 0        |
| Jesse Clarke (1989-90)          | 3        | 18        | 6.0        | 0        |
| Carl Hilton (1986-89)           | 3        | 17        | 5.6        | 3        |
| Keenan Howry (2003-05)          | 3        | 18        | 6.0        | 0        |
| Blake Bell (2017)               | 3        | 19        | 6.3        | 0        |
| Ben Ellefson (2021-22)          | 3        | 26        | 8.6        | 0        |
| Alexander Hollins (2019)        | 2        | 46        | 23.0       | 0        |
| Roc Thomas (2018)               | 2        | 21        | 10.5       | 0        |
| Will Sherman (1961)             | 2        | 40        | 20.0       | 0        |
| Carlester Crumpler (1999)       | 2        | 35        | 17.5       | 1        |
| Willie Gillespie (1987)         | 2        | 28        | 14.0       | 0        |
| Clint Haslerig (1975)           | 2        | 28        | 14.0       | 0        |
| Rhett Dawson (1973)             | 2        | 24        | 12.0       | 0        |
| John Avery (2003)               | 2        | 24        | 12.0       | 1        |
| Gary Ballman (1973)             | 2        | 22        | 11.0       | 0        |
| Ron Daugherty (1987)            | 2        | 21        | 10.5       | 0        |
| Robert Tate (1997-01)           | 2        | 20        | 10.0       | 0        |
| Doug Paschel (1980-81)          | 2        | 18        | 9.0        | 0        |
| Allen Reisner (2011-12)         | 2        | 18        | 9.0        | 0        |
| <b>Garrett Bradbury (2019-)</b> | <b>2</b> | <b>17</b> | <b>8.5</b> | <b>0</b> |
| Steve Harris (1987)             | 2        | 17        | 8.5        | 0        |
| Artose Pinner (2006)            | 2        | 15        | 7.5        | 0        |
| Brett Wilson (1987)             | 2        | 14        | 7.0        | 0        |
| Andre Thomas (1987)             | 2        | 13        | 6.5        | 0        |
| Luke Stocker (2021)             | 2        | 12        | 6.0        | 0        |
| Albert Young (2009-10)          | 2        | 11        | 5.5        | 0        |
| Lance Rentzel (1965-66)         | 2        | 10        | 5.0        | 0        |
| <b>Trishton Jackson (2023-)</b> | <b>2</b> | <b>9</b>  | <b>4.5</b> | <b>0</b> |
| Mike L. Jones (1990-91)         | 2        | 8         | 4.0        | 2        |
| Ryan D'Imperio (2011)           | 2        | 7         | 3.5        | 0        |
| Adam Walker (1987)              | 2        | 3         | 1.5        | 0        |
| Bill McWatters (1964)           | 2        | -1        | -0.5       | 0        |
| Jamie Caleb (1961)              | 2        | -8        | -4.0       | 0        |
| Eric Culliford (1993-94)        | 1        | 45        | 45.0       | 0        |
| Kevin Miller (1978-80)          | 1        | 35        | 35.0       | 1        |
| Art Powell (1968)               | 1        | 31        | 31.0       | 0        |
| Cedric James (2002)             | 1        | 29        | 29.0       | 0        |
| Harry Washington (1978)         | 1        | 24        | 24.0       | 0        |
| Brandon Zylstra (2018)          | 1        | 23        | 23.0       | 0        |
| Ted Dean (1964)                 | 1        | 23        | 23.0       | 0        |
| Tommy Kramer (1977-89)          | 1        | 23        | 23.0       | 1        |
| Marc May (1987)                 | 1        | 22        | 22.0       | 0        |
| Hank Baskett (2010)             | 1        | 18        | 18.0       | 0        |
| MarQueis Gray (2014)            | 1        | 16        | 16.0       | 0        |
| Tom Michel (1964)               | 1        | 14        | 14.0       | 0        |
| Larry Vargo (1964-65)           | 1        | 13        | 13.0       | 0        |
| Bill Harris (1969-70)           | 1        | 12        | 12.0       | 0        |
| Richard Angulo (2005)           | 1        | 11        | 11.0       | 0        |
| Don Hasselbeck (1984)           | 1        | 10        | 10.0       | 0        |
| Travis Prentice (2001)          | 1        | 10        | 10.0       | 0        |
| Ed Shenk (1987)                 | 1        | 10        | 10.0       | 0        |
| Robert Steele (1979)            | 1        | 10        | 10.0       | 0        |
| Emmanuel Arceneaux (2011)       | 1        | 10        | 10.0       | 0        |
| Larry Ned (2003-04)             | 1        | 9         | 9.0        | 0        |
| Jaymar Johnson (2009-10)        | 1        | 9         | 9.0        | 0        |
| Jay Carroll (1985)              | 1        | 8         | 8.0        | 0        |
| Leonard Moore (1987)            | 1        | 8         | 8.0        | 0        |
| Thomas Tapeh (2008)             | 1        | 7         | 7.0        | 0        |
| Nate Wright (1971-80)           | 1        | 6         | 6.0        | 0        |
| Brandon Dillon (2019-21)        | 1        | 6         | 6.0        | 0        |
| Bob Goodridge (1968)            | 1        | 5         | 5.0        | 0        |
| Robert Green (1997)             | 1        | 5         | 5.0        | 0        |
| Troy Walters (2000-01)          | 1        | 5         | 5.0        | 0        |
| Ron Yary (1968-81)              | 1        | 5         | 5.0        | 0        |
| Sam Bradford (2016-17)          | 1        | 5         | 5.0        | 0        |
| Jarvis Redwine (1981-83)        | 1        | 4         | 4.0        | 0        |
| Danta Whitaker (1992)           | 1        | 4         | 4.0        | 0        |
| John Gerak (1993-96)            | 1        | 3         | 3.0        | 0        |
| Brad Johnson (1992-98)          | 1        | 3         | 3.0        | 1        |
| James Stewart (1995)            | 1        | 3         | 3.0        | 0        |
| Jimmy Edwards (1979)            | 1        | 2         | 2.0        | 0        |
| John Ward (1970-74)             | 1        | 1         | 1.0        | 0        |
| Daunte Culpepper (1999-05)      | 1        | 0         | 0.0        | 0        |

|                                   |          |           |             |          |
|-----------------------------------|----------|-----------|-------------|----------|
| Rich Gannon (1987-92)             | 1        | 0         | 0.0         | 0        |
| Korey Stringer (1995-00)          | 1        | -1        | -1.0        | 0        |
| <b>Kirk Cousins (2018-)</b>       | <b>1</b> | <b>-1</b> | <b>-1.0</b> | <b>0</b> |
| Brett Favre (2009-10)             | 1        | -2        | -2.0        | 0        |
| Randall Cunningham (1997-99)      | 1        | -3        | -3.0        | 0        |
| Christian Ponder (2011-14)        | 1        | -15       | -15.0       | 0        |
| Ed White (1969-77)                | 0        | 3         | -           | 0        |
| Fran Tarkenton (1961-66, 1972-78) | 0        | -12       | -           | 0        |

## VIKINGS ALL-TIME RUSHING

| PLAYER                            | ATT.       | YARDS        | AVG.       | TD        |
|-----------------------------------|------------|--------------|------------|-----------|
| Adrian Peterson (2007-16)         | 2,418      | 11,747       | 4.9        | 97        |
| Robert Smith (1993-00)            | 1,411      | 6,818        | 4.8        | 32        |
| Dalvin Cook (2017-22)             | 1,282      | 5,993        | 4.7        | 47        |
| Chuck Foreman (1973-79)           | 1,529      | 5,879        | 3.8        | 52        |
| Bill Brown (1962-74)              | 1,627      | 5,757        | 3.5        | 52        |
| Ted Brown (1979-86)               | 1,117      | 4,546        | 4.1        | 40        |
| Dave Osborn (1965-75)             | 1,172      | 4,320        | 3.7        | 29        |
| Darrin Nelson (1982-89, '91-92)   | 981        | 4,231        | 4.3        | 18        |
| Tommy Mason (1961-66)             | 761        | 3,252        | 4.3        | 28        |
| Michael Bennett (2001-05)         | 713        | 3,174        | 4.5        | 12        |
| Chester Taylor (2006-09)          | 655        | 2,797        | 4.3        | 18        |
| Terry Allen (1990-94)             | 641        | 2,795        | 4.4        | 23        |
| Fran Tarkenton (1961-66, '72-78)  | 464        | 2,548        | 5.5        | 22        |
| Daunte Culpepper (1999-05)        | 454        | 2,476        | 5.5        | 29        |
| Alfred Anderson (1984-91)         | 626        | 2,374        | 3.8        | 22        |
| Herschel Walker (1989-91)         | 551        | 2,264        | 4.1        | 20        |
| <b>Alexander Mattison (2019-)</b> | <b>526</b> | <b>2,104</b> | <b>4.0</b> | <b>11</b> |
| Clinton Jones (1967-72)           | 546        | 2,008        | 3.7        | 19        |
| Oscar Reed (1968-74)              | 490        | 1,968        | 4.0        | 8         |
| Jerick McKinnon (2014-17)         | 474        | 1,918        | 4.0        | 7         |
| Rickey Young (1978-83)            | 554        | 1,744        | 2.9        | 10        |
| Leroy Hoard (1996-99)             | 438        | 1,689        | 3.9        | 26        |
| Moe Williams (1996-00, '02-05)    | 370        | 1,535        | 4.1        | 21        |
| Rick Fenney (1987-91)             | 358        | 1,508        | 4.2        | 11        |
| Lataivus Murray (2017-18)         | 356        | 1,420        | 4.0        | 14        |
| Toby Gerhart (2010-13)            | 276        | 1,305        | 4.7        | 5         |
| Mewelde Moore (2004-07)           | 264        | 1,285        | 4.9        | 1         |
| Matt Asiata (2012-16)             | 361        | 1,259        | 3.5        | 18        |
| Scottie Graham (1993-96)          | 349        | 1,239        | 3.6        | 7         |
| Brent McClanahan (1973-80)        | 367        | 1,207        | 3.3        | 6         |
| Onterio Smith (2003-04)           | 231        | 1,123        | 4.9        | 7         |
| Ed Marinaro (1972-75)             | 306        | 1,007        | 3.3        | 4         |
| Robert Miller (1975-80)           | 275        | 951          | 3.5        | 7         |
| Allen Rice (1984-90)              | 307        | 934          | 3.0        | 13        |
| Tony Galbreath (1981-83)          | 194        | 788          | 4.1        | 7         |
| Hugh McElhenny (1961-62)          | 170        | 770          | 4.5        | 3         |
| Rich Gannon (1987-92)             | 144        | 720          | 5.0        | 3         |
| Percy Harvin (2009-12)            | 107        | 683          | 6.4        | 4         |
| Wade Wilson (1981-91)             | 159        | 679          | 4.3        | 9         |
| D.J. Dozier (1987-91)             | 163        | 643          | 3.9        | 7         |
| Christian Ponder (2011-14)        | 126        | 639          | 5.1        | 7         |
| Amp Lee (1994-96)                 | 149        | 636          | 4.3        | 2         |
| <b>Kirk Cousins (2018-)</b>       | <b>181</b> | <b>579</b>   | <b>3.2</b> | <b>6</b>  |
| Mel Triplett (1961-62)            | 132        | 567          | 4.3        | 3         |
| Jim Lindsey (1966-72)             | 177        | 558          | 3.2        | 6         |
| Joe Kapp (1967-69)                | 99         | 540          | 5.5        | 5         |
| Tarvaris Jackson (2006-10)        | 119        | 535          | 4.5        | 4         |
| Roger Craig (1992-93)             | 143        | 535          | 3.7        | 5         |
| Tommy Kramer (1977-89)            | 213        | 524          | 2.5        | 8         |
| Barry Word (1993)                 | 142        | 458          | 3.2        | 2         |
| Phil King (1965-66)               | 89         | 405          | 4.6        | 0         |
| Teddy Bridgewater (2014-17)       | 94         | 398          | 4.2        | 4         |
| Mike Boone (2018-20)              | 62         | 379          | 6.1        | 4         |
| Charles Evans (1993-98)           | 118        | 364          | 3.1        | 4         |
| Sammy Johnson (1976-78)           | 83         | 356          | 4.3        | 2         |
| Cordarrelle Patterson (2013-16)   | 31         | 333          | 10.7       | 4         |
| Raymond Hayes (1961)              | 73         | 319          | 4.4        | 2         |
| Randall Cunningham (1997-99)      | 61         | 317          | 5.2        | 1         |
| Doug Chapman (2000-03)            | 90         | 317          | 3.5        | 0         |
| Brad Johnson (1992-98, 2005-06)   | 121        | 315          | 2.6        | 2         |
| Doug Mayberry (1961-62)           | 87         | 314          | 3.6        | 1         |
| Anthony Carter (1985-93)          | 47         | 290          | 6.2        | 2         |
| Tom Wilson (1963)                 | 73         | 282          | 3.8        | 4         |
| Joe Webb (2010-13)                | 41         | 273          | 6.7        | 4         |
| Artose Pinner (2006)              | 43         | 190          | 4.4        | 3         |
| Ameer Abdullah (2018-21)          | 38         | 187          | 4.9        | 0         |
| Adam Thielen (2014-22)            | 21         | 172          | 8.2        | 1         |
| Bill Barnes (1965-66)             | 53         | 164          | 3.1        | 1         |
| Ciatrick Fason (2005-06)          | 50         | 161          | 3.2        | 5         |
| Case Keenum (2017)                | 40         | 160          | 4.0        | 1         |
| Randy Moss (1998-04)              | 23         | 159          | 6.9        | 0         |
| Stefon Diggs (2015-19)            | 29         | 159          | 5.5        | 0         |
| Darryl Harris (1988)              | 34         | 151          | 4.4        | 1         |
| Bob Grim (1967-71, '76-77)        | 7          | 147          | 21.0       | 0         |
| Jim Kleinsasser (1999-11)         | 43         | 147          | 3.4        | 1         |
| James Stewart (1995)              | 31         | 144          | 4.6        | 0         |
| Warren Moon (1994-96)             | 69         | 143          | 2.1        | 0         |
| John Gilliam (1972-75)            | 18         | 136          | 7.6        | 1         |
| Tom Michel (1964)                 | 39         | 129          | 3.3        | 0         |
| <b>Cam Akers (2023-)</b>          | <b>38</b>  | <b>128</b>   | <b>3.4</b> | <b>1</b>  |
| David Palmer (1994-00)            | 35         | 123          | 3.5        | 1         |
| Ron VanderKelen (1963-67)         | 26         | 116          | 4.5        | 1         |
| Keith Henderson (1992)            | 34         | 113          | 3.3        | 1         |
| Jarius Wright (2012-17)           | 8          | 111          | 13.9       | 0         |
| Rob Reed (1962-63)                | 27         | 110          | 4.1        | 0         |

|                                 |           |           |            |          |                               |          |           |             |          |
|---------------------------------|-----------|-----------|------------|----------|-------------------------------|----------|-----------|-------------|----------|
| Jesse Clark (1989-90)           | 26        | 106       | 4.1        | 0        | John McCormick (1962)         | 2        | 4         | 2.0         | 0        |
| Bobby Walden (1964-67)          | 9         | 100       | 11.1       | 0        | Jim Young (1965-66)           | 3        | 4         | 1.3         | 0        |
| <b>C.J. Ham (2017-)</b>         | <b>36</b> | <b>97</b> | <b>2.7</b> | <b>3</b> | Phil Frye (1987)              | 4        | 4         | 1.0         | 0        |
| Sammy White (1976-86)           | 18        | 97        | 5.3        | 0        | Andre Thomas (1987)           | 6        | 4         | 0.7         | 0        |
| Jim McMahon (1993)              | 33        | 96        | 2.9        | 0        | Aundrae Allison (2007-08)     | 3        | 4         | 1.3         | 0        |
| Terry LeCount (1979-83, '87)    | 6         | 90        | 15.0       | 0        | Dave Nelson (1984)            | 1        | 3         | 3.0         | 0        |
| Joe Banyard (2013-14)           | 21        | 88        | 4.2        | 0        | Troy Walters (2000-01)        | 1        | 3         | 3.0         | 0        |
| Kelly Campbell (2002-04)        | 14        | 86        | 6.1        | 0        | Stu Voigt (1970-80)           | 2        | 3         | 1.5         | 1        |
| Gary Cuzzo (1968-71)            | 36        | 86        | 2.4        | 0        | Steve Harris (1987)           | 4        | 3         | 0.8         | 0        |
| Greg Coleman (1978-87)          | 10        | 85        | 8.5        | 0        | Gordon Smith (1961-65)        | 1        | 2         | 2.0         | 0        |
| Albert Young (2009-10)          | 25        | 82        | 3.3        | 0        | Jeff Williams (1966)          | 1        | 2         | 2.0         | 0        |
| Harold Morrow (1996-02)         | 17        | 75        | 4.4        | 0        | Willie Spencer (1976)         | 4        | 2         | 0.5         | 0        |
| Matt Cassel (2013-14)           | 27        | 75        | 2.7        | 1        | <b>Jordan Addison (2023-)</b> | <b>1</b> | <b>2</b>  | <b>2.0</b>  | <b>0</b> |
| <b>Kene Nwangwu (2021-)</b>     | <b>22</b> | <b>75</b> | <b>3.4</b> | <b>0</b> | Larry Miller (1987)           | 1        | 1         | 1.0         | 0        |
| Mark Kellar (1976-78)           | 25        | 74        | 3.0        | 0        | 2Joe Senser (1979-84)         | 2        | 1         | 0.5         | 0        |
| Steve Dilts (1979-84)           | 24        | 73        | 3.0        | 0        | Randall McDaniel (1988-99)    | 2        | 1         | 0.5         | 0        |
| Todd Bouman (1997-02)           | 10        | 70        | 7.0        | 0        | Bob Ferguson (1963)           | 3        | 1         | 0.3         | 0        |
| Jarvis Redwine (1981-83)        | 17        | 70        | 4.1        | 0        | Sean Salisbury (1990-94)      | 15       | 1         | 0.1         | 0        |
| <b>Josh Dobbs (2023-)</b>       | <b>7</b>  | <b>66</b> | <b>9.4</b> | <b>1</b> | Paul Krause (1968-79)         | 1        | 0         | 0.0         | 0        |
| <b>Ty Chandler (2022-)</b>      | <b>14</b> | <b>62</b> | <b>4.4</b> | <b>0</b> | Al Denson (1971)              | 1        | 0         | 0.0         | 0        |
| Sperguson Wynn (2001)           | 8         | 61        | 7.6        | 0        | Jeff Siemon (1972-82)         | 1        | 0         | 0.0         | 0        |
| Mike Anthony Jones (1983-85)    | 7         | 60        | 8.6        | 0        | Mike Saxon (1994-95)          | 1        | 0         | 0.0         | 0        |
| Bill McWatters (1964)           | 14        | 60        | 4.3        | 1        | Mitch Berger (1996-01)        | 1        | 0         | 0.0         | 0        |
| Billy Butler (1962-64)          | 22        | 59        | 2.7        | 0        | Kyle Richardson (2002)        | 1        | 0         | 0.0         | 0        |
| Donovan McNabb (2011)           | 14        | 59        | 4.2        | 1        | John Avery (2003)             | 1        | 0         | 0.0         | 0        |
| Troy Williamson (2005-07)       | 5         | 57        | 11.4       | 0        | Charles Stackhouse (2003)     | 1        | 0         | 0.0         | 0        |
| Doug Paschal (1980-81)          | 15        | 53        | 3.5        | 1        | Lance Rentzel (1965-66)       | 1        | -1        | -1.0        | 0        |
| Hassan Jones (1986-92)          | 5         | 52        | 10.4       | 0        | <b>Jaren Hall (2023-)</b>     | <b>1</b> | <b>-2</b> | <b>-2.0</b> | <b>0</b> |
| Lorenzo Booker (2010-11)        | 13        | 52        | 4.0        | 0        | Jim Gustafson (1985-89)       | 1        | -2        | -2.0        | 0        |
| Ronnie Hillman (2016)           | 18        | 50        | 2.8        | 0        | Harry Newsome (1990-93)       | 2        | -2        | -1.0        | 0        |
| Sam Bradford (2016-17)          | 22        | 50        | 2.3        | 0        | Shaun Hill (2002-05, 2015-16) | 11       | -2        | -0.4        | 0        |
| Andrew Sendejo (2011-18)        | 1         | 48        | 48.0       | 0        | Tom Hall (1964-66, '68-69)    | 4        | -4        | -1.0        | 0        |
| Nate Burleson (2003-05)         | 8         | 43        | 5.4        | 0        | Jay Fiedler (1998)            | 4        | -6        | -1.5        | 0        |
| Archie Manning (1983-84)        | 11        | 42        | 3.8        | 0        | Mike Mularkey (1983-88)       | 1        | -6        | -6.0        | 0        |
| Jeff George (1999)              | 16        | 41        | 2.6        | 0        | Jeff Locke (2013-16)          | 1        | -6        | -6.0        | 0        |
| <b>Justin Jefferson (2020-)</b> | <b>11</b> | <b>40</b> | <b>3.6</b> | <b>1</b> | Bucky Scribner (1987-89)      | 2        | -7        | -3.5        | 0        |
| George Shaw (1961)              | 10        | 39        | 3.9        | 0        | Bobby Wade (2007-08)          | 1        | -9        | -9.0        | 0        |
| Ben Tate (2014)                 | 13        | 38        | 2.9        | 0        | Preston Carpenter (1966)      | 1        | -10       | -10.0       | 0        |
| Bob Lee (1969-72, '75-78)       | 39        | 37        | 0.9        | 2        | Jerry Reichow (1961-64)       | 1        | -12       | -12.0       | 0        |
| James Brim (1987)               | 2         | 36        | 18.0       | 1        | Mike Eischeid (1972-74)       | 1        | -13       | -13.0       | 0        |
| Tony Adams (1987)               | 11        | 31        | 2.8        | 0        | Dwight Collins (1984)         | 3        | -14       | -4.7        | 0        |
| Roc Thomas (2018)               | 8         | 30        | 3.8        | 0        | Chris Kluwe (2005-12)         | 3        | -19       | -6.3        | 0        |
| Ted Dean (1964)                 | 5         | 30        | 6.0        | 0        | Mike Mercer (1961)            | 1        | -32       | -32.0       | 0        |
| Koren Robinson (2005)           | 4         | 27        | 6.8        | 1        |                               |          |           |             |          |
| Jerome Felton (2012-14)         | 4         | 27        | 6.8        | 0        |                               |          |           |             |          |
| Joe Johnson (1992)              | 4         | 26        | 6.5        | 0        |                               |          |           |             |          |
| Bobby Phillips (1995)           | 14        | 26        | 1.9        | 0        |                               |          |           |             |          |
| Tony Richardson (2006-07)       | 12        | 25        | 2.1        | 0        |                               |          |           |             |          |
| Zach Line (2013-16)             | 13        | 25        | 1.9        | 2        |                               |          |           |             |          |
| Jalen Reagor (2022)             | 4         | 25        | 6.3        | 0        |                               |          |           |             |          |
| Billy Waddy (1984)              | 3         | 24        | 8.0        | 0        |                               |          |           |             |          |
| Adam Walker (1987)              | 5         | 24        | 4.8        | 0        |                               |          |           |             |          |
| Cris Carter (1990-01)           | 10        | 24        | 2.4        | 0        |                               |          |           |             |          |
| Jeff Dugan (2004-10)            | 11        | 23        | 2.1        | 0        |                               |          |           |             |          |
| Grady Alderman (1961-74)        | 0         | 22        | 22.0       | 0        |                               |          |           |             |          |
| Robert Green (1997)             | 6         | 22        | 3.7        | 0        |                               |          |           |             |          |
| Qadry Ismail (1993-96)          | 4         | 21        | 5.3        | 0        |                               |          |           |             |          |
| Naufahu Tahii (2006-10)         | 10        | 21        | 2.1        | 0        |                               |          |           |             |          |
| Bubby Brister (2000)            | 5         | 20        | 4.0        | 0        |                               |          |           |             |          |
| Jeff Womack (1987)              | 9         | 20        | 2.2        | 0        |                               |          |           |             |          |
| Cedric Smith (1990)             | 9         | 19        | 2.1        | 0        |                               |          |           |             |          |
| Leo Lewis (1981-91)             | 16        | 19        | 1.2        | 0        |                               |          |           |             |          |
| Bernard Berrian (2008-11)       | 5         | 18        | 3.6        | 0        |                               |          |           |             |          |
| Ron Groce (1976)                | 3         | 18        | 6.0        | 0        |                               |          |           |             |          |
| Darrell Lester (1964)           | 4         | 18        | 4.5        | 0        |                               |          |           |             |          |
| Brooks Bollinger (2006-07)      | 5         | 18        | 3.6        | 0        |                               |          |           |             |          |
| Brett Wilson (1987)             | 5         | 16        | 3.2        | 0        |                               |          |           |             |          |
| <b>K.J. Osborn (2020-)</b>      | <b>4</b>  | <b>16</b> | <b>4.0</b> | <b>0</b> |                               |          |           |             |          |
| Eddie Payton (1980-82)          | 2         | 15        | 7.5        | 0        |                               |          |           |             |          |
| Eddie Johnson (2003)            | 2         | 15        | 7.5        | 0        |                               |          |           |             |          |
| Sam Harrell (1980-82, '87)      | 6         | 15        | 2.5        | 0        |                               |          |           |             |          |
| Brett Favre (2009-10)           | 26        | 15        | 0.6        | 0        |                               |          |           |             |          |
| <b>Brandon Powell (2023-)</b>   | <b>4</b>  | <b>15</b> | <b>3.8</b> | <b>0</b> |                               |          |           |             |          |
| Wayne Wilson (1986)             | 8         | 14        | 1.8        | 0        |                               |          |           |             |          |
| Bob Berry (1965-67, '73-76)     | 5         | 13        | 2.6        | 0        |                               |          |           |             |          |
| Bill Harris (1969-70)           | 6         | 13        | 2.2        | 0        |                               |          |           |             |          |
| Jimmy Smith (1987)              | 7         | 13        | 1.9        | 0        |                               |          |           |             |          |
| Travis Prentice (2001)          | 14        | 13        | 0.9        | 2        |                               |          |           |             |          |
| Nick Davis (2002-03)            | 1         | 11        | 11.0       | 0        |                               |          |           |             |          |
| Jamie Caleb (1961)              | 3         | 11        | 3.7        | 0        |                               |          |           |             |          |
| Leonard Moore (1987)            | 4         | 11        | 2.8        | 0        |                               |          |           |             |          |
| Charles Johnson (2014-16)       | 1         | 11        | 11.0       | 0        |                               |          |           |             |          |
| <b>Jaren Hall (2023-)</b>       | <b>2</b>  | <b>11</b> | <b>5.5</b> | <b>0</b> |                               |          |           |             |          |
| Earl Denny (1967-68)            | 2         | 9         | 4.5        | 0        |                               |          |           |             |          |
| Sean Mannion (2019-21)          | 8         | 9         | 1.1        | 0        |                               |          |           |             |          |
| Ahmad Rashad (1976-81)          | 1         | 8         | 8.0        | 0        |                               |          |           |             |          |
| Travis Taylor (2005-06)         | 3         | 8         | 2.7        | 0        |                               |          |           |             |          |
| Bethel Johnson (2006)           | 4         | 8         | 2.0        | 0        |                               |          |           |             |          |
| <b>Nick Mullens (2022-)</b>     | <b>4</b>  | <b>8</b>  | <b>2.0</b> | <b>0</b> |                               |          |           |             |          |
| Norm Snead (1971)               | 6         | 6         | 1.0        | 1        |                               |          |           |             |          |
| Mike Wallace (2015)             | 1         | 6         | 6.0        | 0        |                               |          |           |             |          |
| Bisi Johnson (2019-21)          | 1         | 6         | 6.0        | 0        |                               |          |           |             |          |
| Gus Frerotte (2003-04, 08)      | 31        | 5         | 0.2        | 1        |                               |          |           |             |          |
| Steve Jordan (1982-94)          | 1         | 4         | 4.0        | 1        |                               |          |           |             |          |
| Robert Tate (1997-01)           | 1         | 4         | 4.0        | 0        |                               |          |           |             |          |
| Brian Russell (2002-04)         | 1         | 4         | 4.0        | 0        |                               |          |           |             |          |

# VIKINGS TEAM RECORDS

## GAMES WON

### MOST CONSECUTIVE GAMES WON (INCLUDING POSTSEASON)

12 1969  
10 1975  
9 1973  
1998  
2002-03

### MOST CONSECUTIVE GAMES WON (REGULAR SEASON)

13 1974-75  
12 1969  
10 1975  
1999-00  
9 1973  
1998-99  
2002-03

### MOST GAMES WON, SEASON (INCLUDING POSTSEASON)

16 1998  
14 1969, 1973, 2017  
13 1976, 2009, 2022

### MOST GAMES WON, SEASON (REGULAR SEASON)

15 1998  
13 2017  
12 1969, 1970, 1973, 1975, 2009  
11 1976, 1992, 2000, 2015, 2022

### MOST CONSECUTIVE GAMES WON, START OF SEASON

10 1975  
9 1973  
7 1998, 2000

### MOST CONSECUTIVE GAMES WON, END OF SEASON

8 1998  
4 2012  
3 1964, 1970, 1974, 1993, 1999, 2002, 2015

### MOST CONSECUTIVE HOME GAMES WON

15 1974-76  
14 1969-70  
13 1988-90  
1999-00

### MOST CONSECUTIVE ROAD GAMES WON

7 1970-71  
1973-74

## GAMES LOST

### MOST CONSECUTIVE GAMES LOST

8 2001-02  
7 1961  
1961-62

### MOST CONSECUTIVE GAMES WITHOUT VICTORY

8 2001-02  
7 1961  
1961-62  
1962

### MOST GAMES LOST, SEASON

13 1984, 2011  
11 1961, 1962, 2001

### MOST CONSECUTIVE HOME GAMES LOST

5 1966-67  
2011

### MOST CONSECUTIVE HOME GAMES WITHOUT VICTORY

7 1966-67

### MOST CONSECUTIVE AWAY GAMES LOST

16 2000-02

### MOST CONSECUTIVE AWAY GAMES WITHOUT VICTORY

16 2000-02

## SCORING

### MOST POINTS, SEASON

556 1998  
470 2009  
416 2003

### MOST POINTS, OPPONENT, SEASON

484 1984

### FEWEST POINTS, SEASON

187 1982<sup>†</sup>  
259 1979\*

<sup>†</sup>= 9 games

\*= 16-game record where applicable

### FEWEST POINTS, OPPONENT, SEASON

133 1969  
139 1979\*

\*= 16-game record where applicable

### MOST POINTS, GAME

54 vs. Dal., 10/18/70  
52 vs. Pit., 11/23/69  
vs. Bal., 9/28/69

### MOST POINTS, OPPONENT, GAME

56 vs. Stl., 10/6/63

### MOST POINTS, BOTH TEAMS, GAME

89 @ Chi., 10/19/08 (Minn. 41, Chi. 48)  
87 @ Chi., 12/17/61 (Minn. 35, Chi. 52)  
86 @ LA Rams, 11/19/72 (Minn. 45, LA 41)

### FEWEST POINTS, BOTH TEAMS, GAME

3 vs. G.B., 11/14/71 (Minn. 3, G.B. 0)

### MOST POINTS OVERCOME TO WIN GAME

33 vs. Ind., 12/17/22  
24 vs. S.F., 12/4/77  
23 @ Phi., 12/1/85  
21 @ S.F., 10/24/65  
20 vs. Den., 11/17/19  
vs. Chi., 10/4/92

### MOST POINTS, OPPONENT, OVERCOME TO WIN GAME

21 @ Cin., 12/24/95  
20 @ N.E., 11/13/94  
vs. Det., 9/25/11

### MOST POINTS, FIRST HALF

35 vs. G.B., 9/28/86

vs. Det., 12/2/07  
34 vs. Dal., 10/18/70  
vs. Chi., 11/25/90

### MOST POINTS, OPPONENT, FIRST HALF

45 @ Sea., 9/29/02

### MOST POINTS, BOTH TEAMS, FIRST HALF

55 @ Sea., 9/29/02

### MOST POINTS, SECOND HALF

38 vs. Jax., 12/20/98  
36 vs. Ind., 12/17/22  
35 @ LA Rams, 11/19/72  
vs. Pit., 11/23/69

### MOST POINTS, OPPONENT, SECOND HALF

35 vs. St.L., 10/6/63

### MOST POINTS, BOTH TEAMS, SECOND HALF

1 vs. Buf., 9/15/02

### MOST POINTS, FIRST QUARTER

28 vs. G.B., 9/28/86  
vs. Ari., 10/9/11  
21 vs. Det., 11/15/92  
@ Dal., 11/26/98  
vs. T.B., 10/3/99  
@ Ari., 12/14/08  
vs. Mia., 12/16/18

### MOST POINTS, OPPONENT, FIRST QUARTER

21 @ Oak., 12/11/77  
@ Oak., 12/17/78  
@ Den., 11/18/84  
@ Cin., 11/23/86  
@ S.F., 12/18/95  
@ Det., 12/11/11

### MOST POINTS, BOTH TEAMS, FIRST QUARTER

31 @ Cin., 11/23/86

### MOST POINTS, SECOND QUARTER

28 vs. S.F., 9/29/63  
vs. Atl., 9/14/68  
vs. S.D., 11/28/99  
vs. Det., 12/2/07  
24 vs. Det., 10/8/89  
vs. Chi., 11/29/08  
vs. NYG., 1/3/10  
vs. Buf., 12/5/10

### MOST POINTS, OPPONENT, SECOND QUARTER

31 @ Sea., 9/29/02

### MOST POINTS, BOTH TEAMS, SECOND QUARTER

35 vs. S.F., 9/29/63  
@ S.F., 10/24/65  
vs. Det., 12/2/07

### MOST POINTS, THIRD QUARTER

24 @ Pit., 9/24/95  
21 @ S.F., 10/24/65  
vs. Phi., 12/22/85  
vs. Det., 9/13/87

### MOST POINTS, OPPONENT, THIRD QUARTER

24 @ Chi., 9/19/85

### MOST POINTS, BOTH TEAMS, THIRD QUARTER

31 @ Chi., 12/17/61

# VIKINGS TEAM RECORDS

## MOST POINTS, FOURTH QUARTER

28 @ Phi., 12/1/85  
24 @ Pit., 11/26/67  
vs. T.B., 11/30/86  
vs. Jax., 12/20/98

## MOST POINTS, OPPONENT, FOURTH QUARTER

28 @ Bal., 12/16/62  
vs. St.L., 10/6/63  
vs. G.B., 11/21/65  
@ Chi., 9/17/89

## MOST POINTS, BOTH TEAMS, FOURTH QUARTER

42 @ Bal., 12/8/13  
41 @ Mia., 12/21/14  
35 @ Bal., 12/16/62  
@ Chi., 12/19/65  
@ LA Rams, 11/19/72

## MOST CONSECUTIVE GAMES SCORING

260 1991-2007  
183 2007-2018  
161 1962-1973

## LARGEST MARGIN OF VICTORY

48 vs. Cle., 11/9/69 (51-3)  
42 vs. N.O., 12/4/88 (45-3)  
41 vs. Dal., 10/18/70 (54-13)  
vs. Hou., 10/13/74 (51-10)  
40 vs. Atl., 9/14/68 (47-7)  
@ Dal., 11/13/88 (43-3)  
vs. Jax., 12/20/98 (50-10)  
38 vs. Bal., 9/28/69 (52-14)  
vs. Pit., 11/23/69 (52-14)  
vs. Atl., 11/9/75 (38-0)

## LARGEST MARGIN OF DEFEAT

44 @ S.F., 12/8/84 (7-51)  
42 vs. St. L., 10/6/63 (14-56)  
38 @ Det., 12/12/81 (7-45)  
@ G.B., 11/14/11 (7-45)  
36 @ LA Rams, 9/22/67 (3-39)  
35 vs. Phi., 9/14/80 (7-42)  
34 @ G.B., 11/11/07 (0-34)  
32 @ L.A. Rams, 10/24/77 (3-35)  
@ G.B., 10/2/14 (10-42)

## TOUCHDOWNS

### MOST TOUCHDOWNS, SEASON

64 1998  
56 2009  
55 2020  
51 2003  
50 2004  
2022

### MOST TOUCHDOWNS, OPPONENT, SEASON

59 1984

### FEWEST TOUCHDOWNS, SEASON

23 1982<sup>6</sup>  
25 1967, 1971  
28 1993\*

<sup>6</sup>= 9 game

\*= 16-game record where applicab

### FEWEST TOUCHDOWNS, OPPONENT, SEASON

14 1970  
1971  
24 1988\*

\*= 16-game record where applicab

## MOST TOUCHDOWNS, GAME

7 vs. Bal., 9/28/69  
vs. Pit., 11/23/69  
@ T.B., 10/23/88

## MOST TOUCHDOWNS, OPPONENT, GAME

8 vs. St.L., 10/6/63  
7 @ Chi., 12/17/61

## MOST TOUCHDOWNS, BOTH TEAMS, GAME

12 @ Chi., 12/17/61

## MOST CONSECUTIVE GAMES SCORING TOUCHDOWN

97 1995-2001  
55 1962-66  
53 2010-14

## POINTS AFTER TOUCHDOWNS

### MOST POINT AFTER TOUCHDOWNS, SEASON

59 1998  
54 2009  
58 1988  
2003

### MOST POINT AFTER TOUCHDOWNS, OPPONENT, SEASON

58 1984

### MOST POINT AFTER TOUCHDOWNS, GAME

7 vs. Bal., 9/28/69  
vs. Pit., 11/23/69  
@ T.B., 10/23/88

### MOST POINT AFTER TOUCHDOWNS, OPPONENT, GAME

8 @ Stl., 10/6/63  
7 @ Chi., 12/17/61

### MOST CONSECUTIVE POINT AFTER TOUCHDOWNS

199 1968-74

## FIELD GOALS

### MOST FIELD GOALS ATTEMPTED, SEASON

45 1970  
44 1989  
39 1994, 2015

### MOST FIELD GOALS ATTEMPTED, OPPONENT, SEASON

42 1999

### FEWEST FIELD GOALS ATTEMPTED, SEASON

14 1982<sup>6</sup>  
18 2001\*, 2010\*

<sup>6</sup>= 9 game

\*= 16-game record where applicab

### MOST FIELD GOALS ATTEMPTED, GAME

7 vs. LA Rams, 11/5/89  
6 vs. N.O., 9/27/70  
@ Chi., 9/23/73  
vs. Cle., 11/4/73  
vs. Cin., 12/25/89  
vs. G.B., 9/26/93  
@ Bal., 12/13/98  
vs. Ind., 9/14/08  
@ Tenn., 9/11/16  
vs. Bal., 10/22/17

## MOST FIELD GOALS ATTEMPTED, OPPONENT, GAME

8 vs. Det., 11/13/66

## MOST FIELD GOALS ATTEMPTED, BOTH TEAMS, GAME

10 @ Chi., 9/23/73

## MOST FIELD GOALS, SEASON

35 1998, 2012  
34 1994, 2015  
32 1989, 2017

## MOST FIELD GOALS, OPPONENT, SEASON

34 2006

## FEWEST FIELD GOALS, SEASON

8 1977, 1982<sup>6</sup>  
12 1978

<sup>6</sup>= 9 games

## MOST FIELD GOALS, GAME

7 vs. LA Rams, 11/5/89  
6 @ Bal., 12/13/98  
vs. Bal., 10/22/17

## MOST FIELD GOALS, OPPONENT, GAME

6 vs. Det., 11/13/66  
@ Det., 10/17/99

## MOST FIELD GOALS, BOTH TEAMS, GAME

9 vs. Bal., 10/22/17  
7 vs. Det., 11/13/66  
@ Chi., 9/23/73  
vs. NYG, 11/16/86  
vs. LA Rams, 11/5/89  
vs. G.B., 9/26/93  
vs. Det., 9/20/98  
@ Det., 10/17/99  
vs. Chi., 9/24/06  
vs. Oak., 11/18/07  
vs. Det., 9/25/11  
vs. Jax., 9/9/12  
vs. Jax., 12/11/16

## MOST CONSECUTIVE GAMES SCORING, FGS

31 1968-70

## SAFETIES

### MOST SAFETIES, SEASON

3 1965, 1981, 2008

### MOST SAFETIES, OPPONENT, SEASON

2 1988, 1995, 1996, 2007, 2014

### MOST SAFETIES, GAME

2 @ Atl., 10/5/03  
vs. G.B., 11/9/08

## FIRST DOWNS

### MOST FIRST DOWNS, SEASON

351 2004  
350 2002

### MOST FIRST DOWNS, OPPONENT, SEASON

368 2013

### MOST FIRST DOWNS, BOTH TEAMS, SEASON

701 2004

# VIKINGS TEAM RECORDS

## FEWEST FIRST DOWNS, SEASON

167 1982~~6~~  
272 2006\*

6= 9 game

\*= 16-game record where applicab

## FEWEST FIRST DOWNS, OPPONENT, SEASON

158 1969  
243 1988

## MOST FIRST DOWNS, GAME

34 vs. Bal., 9/28/69  
33 vs. Det., 11/6/88  
32 @ G.B., 11/17/91  
vs. N.O., 11/19/95

## MOST FIRST DOWNS, OPPONENT, GAME

36 vs. N.O., 12/18/11  
@ Mia., 12/21/14  
@ N.O., 12/25/20

## MOST FIRST DOWNS, BOTH TEAMS, GAME

61 @ N.O., 12/25/20

## FEWEST FIRST DOWNS, GAME

3 @ G.B., 12/21/06

## FEWEST FIRST DOWNS, OPPONENT, GAME

3 @ Det., 11/24/88

## FEWEST FIRST DOWNS, BOTH TEAMS, GAME

14 @ Atl., 12/21/69

## MOST FIRST DOWNS, RUSHING, SEASON

142 1975

## MOST FIRST DOWNS, RUSHING, OPPONENT, SEASON

148 1979

## FEWEST FIRST DOWNS, RUSHING, SEASON

52 1982~~6~~  
66 2016\*, 2018\*

6= 9 game

\*= 16-game record where applicab

## FEWEST FIRST DOWNS, RUSHING, OPPONENT, SEASON

53 1982~~6~~  
2006\*

6= 9 game

\*= 16-game record where applicab

## MOST FIRST DOWNS, RUSHING, GAME

19 vs. Chi., 10/17/65

## MOST FIRST DOWNS, RUSHING, OPPONENT, GAME

21 at N.O., 12/25/20

## FEWEST FIRST DOWNS, RUSHING, GAME

0 vs. Chi., 10/28/96  
vs. Ind., 12/18/16

## FEWEST FIRST DOWNS, RUSHING, OPPONENT, GAME

0 vs. S.F., 12/14/69  
@ Det., 11/24/88  
vs. Det., 1/2/00  
@ Det., 12/10/06  
vs. Chi., 11/29/09  
vs. T.B., 9/24/17

## MOST FIRST DOWNS PASSING, SEASON

225 2004

## MOST FIRST DOWNS PASSING, OPPONENT, SEASON

247 2013

## FEWEST FIRST DOWNS PASSING, SEASON

85 1967  
136 1987#  
139 2007\*

#= 15 games

\*= 16-game record where applicab

## FEWEST FIRST DOWNS PASSING, OPPONENT, SEASON

80 1977

## MOST FIRST DOWNS, PASSING, GAME

24 vs. Bal., 9/28/69

## MOST FIRST DOWNS, PASSING, OPPONENT, GAME

23 vs. N.O., 12/28/11  
@ Stl., 12/16/12  
@ Mia., 12/21/14

## FEWEST FIRST DOWNS, PASSING, GAME

1 @ G.B., 12/21/06

## FEWEST FIRST DOWNS, PASSING, OPPONENT, GAME

1 vs. Chi., 10/1/67  
@ S.F., 11/29/76  
@ Chi., 11/20/77  
@ Chi., 12/3/06

## MOST FIRST DOWNS, PENALTY, SEASON

38 2017

## MOST FIRST DOWNS, PENALTY, OPPONENT, SEASON

36 2003

## FEWEST FIRST DOWNS, PENALTY, SEASON

8 1982~~6~~  
16 1992\*, 1993\*

6= 9 game

\*= 16-game record where applicab

## FEWEST FIRST DOWNS, PENALTY, OPPONENT, SEASON

8 1962  
10 1974

## MOST FIRST DOWNS, PENALTY, GAME

7 vs. Oak., 11/20/11  
6 vs. Oak., 9/14/81  
vs. S.F., 10/24/99  
vs. Stl., 11/8/15

## MOST FIRST DOWNS, PENALTY, OPPONENT, GAME

7 @ Chi., 9/25/78

## NET YARDS GAINED

### MOST YARDS GAINED, SEASON

6,339 2004  
6,294 2003

## MOST YARDS GAINED, OPPONENT, SEASON

6,362 2013

## FEWEST YARDS GAINED, SEASON

2,879 1982~~6~~  
4,316 2005\*

6= 9 game

\*= 16-game record where applicab

## FEWEST YARDS GAINED, OPPONENT, SEASON

2,720 1969  
4,091 1988\*

\*= 16-game record where applicable

## MOST YARDS GAINED, GAME

622 vs. Bal., 9/28/69  
605 @ N.O., 10/17/04  
571 @ Car., 10/17/21  
559 vs. S.F., 10/30/66

## MOST YARDS GAINED, OPPONENT, GAME

583 @ N.O., 12/25/20

## MOST YARDS GAINED, BOTH TEAMS, GAME

1,013 @ Was., 11/2/86

## FEWEST YARDS GAINED, GAME

87 vs. G.B., 11/14/71

## FEWEST YARDS GAINED, OPPONENT, GAME

60 vs. Atl., 11/9/75  
@ N.O., 11/16/75  
@ Det., 11/24/88

## FEWEST YARDS GAINED, BOTH TEAMS, GAME

272 vs. LA Rams, 10/26/70

## MOST CONSECUTIVE GAMES, 300+ YARDS

36 2002-2004

## MOST CONSECUTIVE GAMES, 400+ YARDS

5 2004

## RUSHING

### ATTEMPTS

#### MOST RUSHING ATTEMPTS, SEASON

556 1975  
551 1966

#### MOST RUSHING ATTEMPTS, OPPONENT, SEASON

583 1979

#### FEWEST RUSHING ATTEMPTS, SEASON

245 1982~~6~~  
357 2018\*

6= 9 game

\*= 16-game record where applicable

#### FEWEST RUSHING ATTEMPTS, OPPONENT, SEASON

260 1982~~6~~  
338 1969  
352 1995\*

6= 9 game

\*= 16-game record where applicable

#### MOST RUSHING ATTEMPTS, GAME

63 vs. Atl., 11/9/75

# VIKINGS TEAM RECORDS

## MOST RUSHING ATTEMPTS, OPPONENT, GAME

65 vs. LA Rams, 9/19/76

## FEWEST RUSHING ATTEMPTS, GAME

6 vs. Buf., 9/23/18  
9 vs. Ind., 12/18/16  
11 vs. G.B., 11/29/81  
@ N.O., 10/7/01

## FEWEST RUSHING ATTEMPTS, OPPONENT, GAME

6 vs. Ari., 11/26/06

## YARDS

### MOST YARDS GAINED RUSHING, SEASON

2,634 2007, 2012  
2,507 2002  
2,343 2003

### MOST YARDS GAINED RUSHING, OPPONENT, SEASON

2,667 1961

### FEWEST YARDS GAINED RUSHING, SEASON

912 1982~~6~~  
1,205 2016\*  
6= 9 game  
\*= 16-game record where applicable

### FEWEST YARDS GAINED RUSHING, OPPONENT, SEASON

985 2006\*  
1,020 1982~~6~~  
1,089 1969  
\*= 16-game record where applicable  
6= 9 game

### MOST YARDS GAINED RUSHING, GAME

378 vs. S.D., 11/4/07  
311 @ Chi., 10/14/07

### MOST YARDS GAINED RUSHING, OPPONENT, GAME

343 vs. Chi., 11/20/70

### MOST YARDS GAINED RUSHING, BOTH TEAMS, GAME

548 vs. LA Rams, 11/5/61  
486 vs. Chi., 10/17/65

### FEWEST YARDS GAINED RUSHING, GAME

11 vs. Chi., 10/28/96

### FEWEST YARDS GAINED RUSHING, OPPONENT, GAME

-3 @ Det., 12/10/06  
4 vs. Sea., 11/22/09  
7 @ Mia., 11/19/06

## AVERAGE GAIN

### HIGHEST AVERAGE GAIN RUSHING, SEASON

5.4 2012  
5.3 2002, 2007  
5.2 2011

### LOWEST AVERAGE GAIN RUSHING, SEASON

3.2 1970, 2016

### HIGHEST AVERAGE GAIN GAME (MIN. 10 ATT.)

9.0 @ Sea., 11/4/12

## TOUCHDOWNS

### MOST TOUCHDOWNS, RUSHING, SEASON

26 2002  
23 2013

### MOST TOUCHDOWNS, RUSHING, OPPONENT, SEASON

29 1961

### FEWEST TOUCHDOWNS, RUSHING, SEASON

6 1982~~6~~  
7 1996\*  
6= 9 game  
\*= 16-game record where applicable

### FEWEST TOUCHDOWNS, RUSHING, OPPONENT, SEASON

2 1971  
5 2009\*  
7 2007, 2015  
\*= 16-game record where applicable

### MOST TOUCHDOWNS, RUSHING, GAME

4 Many times, last time vs. Atl., 12/28/14

### MOST TOUCHDOWNS, RUSHING, OPPONENT, GAME

7 @ N.O., 12/25/20

### MOST TOUCHDOWNS, RUSHING, BOTH TEAMS, GAME

9 @ N.O., 12/25/20

## PASSING

## ATTEMPTS

### MOST PASSES ATTEMPTED, SEASON

709 1981

### MOST PASSES ATTEMPTED, OPPONENT, SEASON

648 2013

### FEWEST PASSES ATTEMPTED, SEASON

282 1968  
432 2007\*  
\*= 16-game record where applicable

### FEWEST PASSES ATTEMPTED, OPPONENT, SEASON

292 1982~~6~~  
312 1977  
366 1979\*  
6= 9 game  
\*= 16-game record where applicable

### MOST PASSES ATTEMPTED, GAME

63 @ T.B., 9/5/81  
@ N.E., 10/20/91

### MOST PASSES ATTEMPTED, OPPONENT, GAME

70 @ N.E., 11/13/94

### MOST PASSES ATTEMPTED, BOTH TEAMS, GAME

112 @ N.E., 11/13/94

### FEWEST PASSES ATTEMPTED, GAME

8 @ G.B., 11/27/77

### FEWEST PASSES ATTEMPTED, OPPONENT, GAME

6 @ Chi., 10/23/72

## FEWEST PASSES ATTEMPTED, BOTH TEAMS, GAME

22 vs. G.B., 11/14/71

## COMPLETIONS

### MOST PASSES COMPLETED, SEASON

448 2022

### MOST PASSES COMPLETED, OPPONENT, SEASON

419 2013

### FEWEST PASSES COMPLETED, SEASON

150 1967  
232 1987#  
249 2007\*  
#= 15 games  
\*= 16-game record where applicable

### FEWEST PASSES COMPLETED, OPPONENT, SEASON

149 1967  
177 1977  
218 1990\*  
\*= 16-game record where applicable

### MOST PASSES COMPLETED, GAME

40 vs. Buf., 9/23/18  
38 vs. Cle., 12/14/80  
vs. G.B., 11/29/81  
37 @ T.B., 9/5/81  
@ Phi., 9/20/04

### MOST PASSES COMPLETED, OPPONENT, GAME

45 @ N.E., 11/13/94

### MOST PASS COMPLETIONS, BOTH TEAMS, GAME

71 @ N.E., 11/13/94

### FEWEST PASSES COMPLETED, GAME

2 @ G.B., 10/15/67

### FEWEST PASSES COMPLETED, OPPONENT, GAME

2 vs. Chi., 12/3/72

### FEWEST PASS COMPLETIONS, BOTH TEAMS, GAME

11 vs. G.B., 11/14/71

## YARDS

### MOST YARDS GAINED, PASSING, SEASON

4,516 2004  
4,333 1981  
4,328 1988

### MOST YARDS GAINED, PASSING, OPPONENT, SEASON

4,595 2013

### FEWEST YARDS GAINED, PASSING, SEASON

1,655 1971  
2,745 2007\*  
2,751 2012  
\*= 16-game record where applicable

### FEWEST YARDS GAINED, PASSING, OPPONENT, SEASON

1,438 1970  
2,489 1988\*  
\*= 16-game record where applicable

# VIKINGS TEAM RECORDS

## MOST YARDS GAINED, PASSING, GAME

530 vs. Bal., 9/28/69

## MOST YARDS GAINED, PASSING, OPPONENT, GAME

486 @ T.B., 12/7/80

## MOST YARDS GAINED, PASSING, BOTH TEAMS, GAME

918 @ S.D., 11/9/03

## FEWEST YARDS GAINED, PASSING, GAME

21 vs. G.B., 11/14/71  
vs. Det., 12/11/71

## FEWEST YARDS GAINED, PASSING, OPPONENT, GAME

-7 @ N.O., 11/16/75

## FEWEST YARDS GAINED, PASSING, BOTH TEAMS, GAME

102 vs. Atl., 11/9/75

## COMPLETION PERCENTAGE

### HIGHEST COMPLETION PERCENTAGE, SEASON

70.4 2016 (414-588)

### HIGHEST COMPLETION PERCENTAGE, OPPONENT, SEASON

68.2 2011 (367-538)

### LOWEST COMPLETION PERCENTAGE, SEASON

44.6 1967 (150 of 336)

### LOWEST COMPLETION PERCENTAGE, OPPONENT, SEASON

45.6 1988 (219 of 480)

### HIGHEST COMPLETION PERCENTAGE, GAME (10 ATT.)

87.5 vs. Cin., 11/13/77 (21 of 24)

### HIGHEST COMPLETION PERCENTAGE, OPPONENT, GAME (10 ATT.)

85.2 @ LA Raiders, 9/5/93 (23 of 27)  
84.4 @ St.L., 12/10/00 (27 of 32)

### HIGHEST COMPLETION PERCENTAGE, BOTH TEAMS, GAME

77.6 @ Chi., 9/18/94 (52 of 67)

### LOWEST COMPLETION PERCENTAGE, GAME (10 ATT.)

18.2 @ G.B., 10/15/67 (2 of 11)

### LOWEST COMPLETION PERCENTAGE, OPPONENT, GAME

15.3 vs. Chi., 12/3/72 (2 of 13)

### LOWEST COMPLETION PERCENTAGE, BOTH TEAMS, GAME

29.8 @ Det., 12/17/67 (14 of 47)

## TOUCHDOWNS

### MOST TOUCHDOWNS, PASSING, SEASON

41 1998

### MOST TOUCHDOWNS, PASSING, OPPONENT, SEASON

37 2013

## FEWEST TOUCHDOWNS, PASSING, SEASON

9 1971  
12 2007\*  
\*= 16-game record where applicable

## FEWEST TOUCHDOWNS, PASSING, OPPONENT, SEASON

6 1970  
11 1993\*  
\*= 16-game record where applicable

## MOST TOUCHDOWNS, PASSING, GAME

7 vs. Bal., 9/28/69  
6 vs. G.B., 9/28/86

## MOST TOUCHDOWNS, PASSING, OPPONENT, GAME

5 9 times, last @ L.A. Rams, 9/27/18

## SACKS

### TOTAL SACKS

### MOST SACKS, SEASON

71 1989  
51 1992

### MOST SACKS, OPPONENT, SEASON

64 1984  
61 1961

### FEWEST SACKS, SEASON

16 1961  
25 2013\*  
\*= 16-game record where applicable

### FEWEST SACKS, OPPONENT, SEASON

19 1974  
25 1998\*  
\*= 16-game record where applicable

### MOST SACKS, GAME

10 vs. Det., 11/4/18  
9 vs. Det., 10/6/68  
vs. Chi., 11/2/69  
@ Atl., 12/20/70  
@ Chi., 10/25/93  
vs. Mia., 12/16/18

### MOST SACKS, OPPONENT, GAME

11 @ Chi., 10/28/84  
10 vs. Bal., 9/23/62

### MOST SACKS, BOTH TEAMS, GAME

14 vs. Chi., 11/2/69

## SACK YARDAGE

### MOST SACK YARDAGE, SEASON

502 1989

### MOST SACK YARDAGE, OPPONENT, SEASON

538 1961  
465 1984\*  
\*= 16-game record where applicable

### MOST SACK YARDAGE, GAME

78 vs. Chi., 11/2/69  
77 @ Atl., 12/20/70

### MOST SACK YARDAGE, OPPONENT, GAME

104 @ Chi., 12/17/61

## SACK RATIO

### HIGHEST ATTEMPTS/SACK RATIO, SEASON

24.4 1981 (709-29)  
21.7 1994 (673-31)  
21.1 1974 (400-19)

### HIGHEST ATTEMPTS/SACK RATIO, OPPONENT, SEASON

22.8 1961 (365-16)  
20.1 2002 (542-27)  
20.0 2006 (599-30)

### FEWEST ATTEMPTS/SACK RATIO, SEASON

6.2 1961 (377-61)  
6.8 1964 (326-48)  
7.1 1962 (348-49)

### FEWEST ATTEMPTS/SACK RATIO, OPPONENT, SEASON

6.9 1989 (488-71)  
7.0 1963 (404-58)  
7.2 1968 (323-45)

## INTERCEPTIONS

### TOTAL INTERCEPTIONS

### MOST INTERCEPTIONS, SEASON

36 1988

### MOST INTERCEPTIONS, OPPONENT, SEASON

34 1978

### FEWEST INTERCEPTIONS, SEASON

8 2000, 2001, 2011

### FEWEST INTERCEPTIONS, OPPONENT, SEASON

5 2016

### MOST INTERCEPTIONS, GAME

6 @ T.B., 10/23/88  
@ Pit., 9/24/95

### MOST INTERCEPTIONS, OPPONENT, GAME

5 Many Times, last @ Cin., 9/18/05

## YARDS

### MOST YARDS, SEASON

693 2003  
589 1988

### MOST YARDS, OPPONENT, SEASON

445 1962  
427 2010\*  
\*= 16-game record where applicable

### FEWEST YARDS, SEASON

43 2009

### FEWEST YARDS, OPPONENT, SEASON

35 2016\*  
37 1982†  
†= 16-game record where applicable  
‡= 9 game

### MOST YARDS, GAME

169 @ NYG, 11/25/07

### MOST YARDS, OPPONENT, GAME

176 @ N.O., 9/3/78



# VIKINGS TEAM RECORDS

## TOUCHDOWNS

### MOST TOUCHDOWNS BY INTERCEPTIONS, SEASON

6 1992, 2007

### MOST TOUCHDOWNS BY INTERCEPTIONS, OPPONENT, SEASON

4 1967, 2006

## PUNTING

### TOTAL PUNTS

#### MOST PUNTS, SEASON

94 2006

#### MOST PUNTS, OPPONENT, SEASON

100 1969

#### MOST PUNTS, GAME

12 @ G.B., 11/21/82

#### MOST PUNTS, OPPONENT, GAME

12 @ N.O., 11/16/75

#### FEWEST PUNTS, BOTH TEAMS, GAME

1 @ T.B., 10/29/00

#### CONSECUTIVE PUNTS, NO BLOCKS

563 1979-87

### AVERAGE YARDAGE

#### HIGHEST AVERAGE DISTANCE, PUNTING, SEASON

46.9 2008

#### HIGHEST AVERAGE DISTANCE, PUNTING, OPPONENT, SEASON

47.1 2011

#### HIGHEST AVERAGE DISTANCE, PUNTING, GAME (4 PUNTS)

57.5 @ Det., 9/16/07

#### HIGHEST AVERAGE DISTANCE, PUNTING, OPPONENT, GAME (4 PUNTS)

54.9 vs. S.D., 11/4/07

## PUNT RETURNS

### TOTAL RETURNS

#### MOST PUNT RETURNS, SEASON

59 1988

#### MOST PUNT RETURNS, OPPONENT, SEASON

52 1978

#### MOST PUNT RETURNS, GAME

9 @ LA Rams, 12/2/79

#### MOST PUNT RETURNS, OPPONENT, GAME

9 @ G.B., 12/21/06

### YARDS GAINED

#### MOST YARDS, PUNT RETURNS, SEASON

553 1988

#### MOST YARDS, PUNT RETURNS, OPPONENT, SEASON

624 2008

#### MOST YARDS, PUNT RETURNS, GAME

119 @ NYG, 10/21/13

#### MOST YARDS, PUNT RETURNS, OPPONENT, GAME

176 @ N.O., 10/6/08

## TOUCHDOWNS

### MOST TOUCHDOWNS, PUNT RETURNS, SEASON

2 2016

### MOST TOUCHDOWNS, PUNT RETURNS, OPPONENT, SEASON

4 2008

## KICKOFF RETURNS

### TOTAL RETURNS

#### MOST KICKOFF RETURNS, SEASON

86 1984, 2002

#### MOST KICKOFF RETURNS, OPPONENT, SEASON

91 2009

#### MOST KICKOFF RETURNS, GAME

9 @ Phi., 11/11/01  
@ Sea., 9/29/02

#### MOST KICKOFF RETURNS, OPPONENT, GAME

10 @ Bal., 12/13/98

### YARDS GAINED

#### MOST YARDS, KICKOFF RETURNS, SEASON

1,775 1984, 2002

#### MOST YARDS, KICKOFF RETURNS, OPPONENT, SEASON

2,060 2009

#### MOST YARDS, KICKOFF RETURNS, GAME

247 vs. G.B., 10/27/13

#### MOST YARDS, KICKOFF RETURNS, OPPONENT, GAME

367 @ Bal., 12/13/98

## TOUCHDOWNS

### MOST TOUCHDOWNS, KICKOFF RETURNS, SEASON

2 1999, 2009, 2013, 2015

### MOST TOUCHDOWNS, KICKOFF RETURNS, OPPONENT, SEASON

4 1998

## FUMBLES

### TOTAL FUMBLES

#### MOST FUMBLES, SEASON

44 1963

#### MOST FUMBLES, OPPONENT, SEASON

50 1963

#### FEWEST FUMBLES, SEASON

10 1998

11 2014, 2017

#### FEWEST FUMBLES, OPPONENT, SEASON

16 2002

#### MOST FUMBLES, GAME

8 @ S.F., 10/24/65

#### MOST FUMBLES, OPPONENT, GAME

10 vs Det., 11/12/67

## FUMBLES LOST

### MOST FUMBLES LOST, SEASON

25 1965

### MOST FUMBLES LOST, OPPONENT, SEASON

31 1963

### FEWEST FUMBLES LOST, SEASON

2 2014

3 1980

### FEWEST FUMBLES LOST, OPPONENT, SEASON

5 2017

6 2014

### MOST FUMBLES LOST, GAME

5 @ Atl., 12/21/69  
@ Det., 12/9/62

### MOST FUMBLES LOST, OPPONENT, GAME

6 vs. Det., 11/24/63  
vs. S.F., 10/15/61

### MOST CONSECUTIVE GAMES WITHOUT LOSING FUMBLE

10 1998-99

## PENALTIES

### TOTAL PENALTIES

#### MOST PENALTIES, SEASON

137 2002

#### MOST PENALTIES, OPPONENT, SEASON

137 2005

#### FEWEST PENALTIES, SEASON

36 1961

70 2013\*

\*= 16-game record where applicable

#### FEWEST PENALTIES, OPPONENT, SEASON

47 1972

81 1994\*

\*= 16-game record where applicable

#### MOST PENALTIES, GAME

16 @ Det., 12/19/82

#### MOST PENALTIES, OPPONENT, GAME

17 @ Cin., 9/18/05

#### FEWEST PENALTIES, GAME

0 6 times, last vs. Chi., 12/3/72

#### FEWEST PENALTIES, OPPONENT, GAME

0 @ G.B., 11/27/77

@ Chi., 10/23/72

# VIKINGS TEAM RECORDS

## YARDS PENALIZED

### MOST YARDS PENALIZED, SEASON

1,139 2002

### MOST YARDS PENALIZED, OPPONENT, SEASON

1,167 1998

### FEWEST YARDS PENALIZED, SEASON

375 1961

565 1960\*

\*= 16-game record where applicable

### FEWEST YARDS PENALIZED, OPPONENT, SEASON

399 1982~~6~~

614 1994\*

~~6~~= 9 game

\*= 16-game record where applicable

### MOST YARDS PENALIZED, GAME

173 @ L.A. Rams, 9/22/67

### MOST YARDS PENALIZED, OPPONENT, GAME

169 @ Det., 10/25/98

### FEWEST YARDS PENALIZED, GAME

0 6 times, last vs. Chi., 12/3/72

### FEWEST YARDS PENALIZED, OPPONENT, GAME

0 3 times, last @ NYJ, 11/23/97

## BLOCKED KICKS

### MOST, SEASON

13 1976, 1979

### MOST, SEASON, OPPONENT

6 1961, 1974

### MOST, GAME

4 @ T.B., 11/25/79 (2 pat, 1-fg, 1 punt)

### MOST, GAME, OPPONENT

2 vs. Dal., 10/20/68 (2-fgs)

vs. Buf., 12/9/79 (1-fg, 1 punt)

@ Atl., 12/15/85 (2-fgs)

vs. Chi., 10/28/96 (1 punt, 1-fg)

@ Det., 11/23/17 (1 fg, 1 pat)

# VIKINGS TOUCHDOWNS BY SEASON

| YEAR | Offensive |      |        |       | Defensive |        |       | Special Teams |      |          |        |       |
|------|-----------|------|--------|-------|-----------|--------|-------|---------------|------|----------|--------|-------|
|      | RUSH      | PASS | FUMBLE | TOTAL | INT       | FUMBLE | TOTAL | PUNT          | KICK | BLK PUNT | BLK FG | TOTAL |
| 1961 | 14        | 22   | 0      | 36    | 0         | 0      | 0     | 1             | 0    | 0        | 0      | 1     |
| 1962 | 7         | 22   | 0      | 29    | 1         | 1      | 2     | 0             | 0    | 0        | 0      | 0     |
| 1963 | 17        | 16   | 0      | 33    | 2         | 2      | 4     | 1             | 1    | 0        | 0      | 2     |
| 1964 | 14        | 23   | 0      | 37    | 4         | 1      | 5     | 0             | 0    | 0        | 0      | 0     |
| 1965 | 19        | 21   | 0      | 40    | 2         | 0      | 2     | 0             | 1    | 1        | 0      | 2     |
| 1966 | 15        | 18   | 0      | 33    | 1         | 0      | 1     | 0             | 0    | 0        | 0      | 0     |
| 1967 | 10        | 11   | 0      | 21    | 2         | 1      | 3     | 0             | 1    | 0        | 0      | 1     |
| 1968 | 19        | 11   | 0      | 30    | 1         | 0      | 1     | 1             | 0    | 0        | 0      | 1     |
| 1969 | 15        | 24   | 1      | 40    | 2         | 0      | 2     | 0             | 0    | 1        | 0      | 1     |
| 1970 | 16        | 12   | 0      | 28    | 2         | 3      | 5     | 0             | 0    | 2        | 0      | 2     |
| 1971 | 14        | 9    | 0      | 23    | 1         | 1      | 2     | 0             | 0    | 0        | 0      | 0     |
| 1972 | 11        | 19   | 0      | 30    | 2         | 2      | 4     | 0             | 0    | 0        | 0      | 0     |
| 1973 | 14        | 16   | 0      | 30    | 2         | 0      | 2     | 0             | 0    | 1        | 0      | 1     |
| 1974 | 17        | 22   | 0      | 39    | 0         | 1      | 1     | 0             | 0    | 0        | 0      | 0     |
| 1975 | 18        | 27   | 1      | 46    | 0         | 2      | 2     | 0             | 0    | 0        | 0      | 0     |
| 1976 | 18        | 17   | 0      | 35    | 0         | 0      | 0     | 0             | 0    | 1        | 0      | 1     |
| 1977 | 9         | 19   | 0      | 28    | 0         | 1      | 1     | 0             | 0    | 1        | 0      | 1     |
| 1978 | 10        | 25   | 0      | 35    | 0         | 1      | 1     | 0             | 0    | 1        | 0      | 1     |
| 1979 | 9         | 23   | 0      | 32    | 0         | 0      | 0     | 0             | 0    | 0        | 0      | 0     |
| 1980 | 14        | 22   | 0      | 36    | 2         | 0      | 2     | 0             | 1    | 0        | 0      | 1     |
| 1981 | 8         | 27   | 0      | 35    | 0         | 1      | 1     | 0             | 1    | 0        | 0      | 1     |
| 1982 | 6         | 15   | 0      | 21    | 1         | 1      | 2     | 0             | 0    | 0        | 0      | 0     |
| 1983 | 17        | 15   | 0      | 32    | 0         | 1      | 1     | 0             | 0    | 1        | 0      | 1     |
| 1984 | 10        | 18   | 0      | 28    | 1         | 2      | 3     | 0             | 0    | 0        | 0      | 0     |
| 1985 | 19        | 22   | 0      | 41    | 1         | 1      | 2     | 0             | 0    | 0        | 0      | 0     |
| 1986 | 14        | 31   | 0      | 45    | 2         | 0      | 2     | 0             | 0    | 1        | 0      | 1     |
| 1987 | 20        | 21   | 0      | 41    | 0         | 0      | 0     | 1             | 0    | 0        | 0      | 1     |
| 1988 | 22        | 20   | 0      | 42    | 5         | 2      | 7     | 0             | 0    | 0        | 0      | 0     |
| 1989 | 12        | 17   | 0      | 29    | 2         | 4      | 6     | 0             | 1    | 0        | 0      | 1     |
| 1990 | 10        | 25   | 0      | 35    | 2         | 2      | 4     | 0             | 0    | 0        | 0      | 0     |
| 1991 | 18        | 16   | 0      | 34    | 2         | 0      | 2     | 0             | 0    | 0        | 0      | 0     |
| 1992 | 19        | 18   | 0      | 37    | 6         | 2      | 8     | 0             | 0    | 0        | 0      | 0     |
| 1993 | 8         | 18   | 0      | 26    | 2         | 0      | 2     | 0             | 0    | 0        | 0      | 0     |
| 1994 | 11        | 18   | 0      | 29    | 4         | 3      | 7     | 0             | 0    | 0        | 0      | 0     |
| 1995 | 10        | 33   | 0      | 43    | 2         | 2      | 4     | 1             | 0    | 0        | 0      | 1     |
| 1996 | 7         | 24   | 0      | 31    | 1         | 0      | 1     | 1             | 0    | 0        | 0      | 1     |
| 1997 | 14        | 26   | 0      | 40    | 0         | 2      | 2     | 0             | 0    | 0        | 0      | 0     |
| 1998 | 17        | 41   | 0      | 58    | 3         | 2      | 5     | 0             | 1    | 0        | 0      | 1     |
| 1999 | 13        | 32   | 0      | 45    | 1         | 0      | 1     | 1             | 2    | 0        | 0      | 3     |
| 2000 | 14        | 33   | 0      | 47    | 0         | 0      | 0     | 0             | 0    | 0        | 0      | 0     |
| 2001 | 10        | 23   | 0      | 33    | 1         | 1      | 2     | 0             | 0    | 0        | 0      | 0     |
| 2002 | 26        | 19   | 0      | 45    | 1         | 0      | 1     | 0             | 0    | 0        | 0      | 0     |
| 2003 | 15        | 32   | 0      | 47    | 4         | 0      | 4     | 0             | 0    | 0        | 0      | 0     |
| 2004 | 8         | 39   | 0      | 47    | 1         | 1      | 2     | 1             | 0    | 0        | 0      | 1     |
| 2005 | 10        | 18   | 0      | 28    | 3         | 0      | 3     | 1             | 1    | 0        | 0      | 2     |
| 2006 | 12        | 13   | 1      | 26    | 3         | 2      | 5     | 1             | 0    | 0        | 0      | 1     |
| 2007 | 22        | 12   | 0      | 34    | 6         | 2      | 8     | 0             | 1    | 0        | 0      | 1     |
| 2008 | 15        | 22   | 0      | 37    | 0         | 2      | 2     | 1             | 0    | 0        | 1      | 2     |
| 2009 | 19        | 34   | 0      | 53    | 0         | 1      | 1     | 0             | 2    | 0        | 0      | 2     |
| 2010 | 16        | 14   | 0      | 30    | 1         | 1      | 2     | 0             | 1    | 0        | 0      | 1     |
| 2011 | 18        | 20   | 0      | 38    | 0         | 0      | 0     | 0             | 1    | 0        | 0      | 1     |
| 2012 | 16        | 18   | 0      | 34    | 3         | 0      | 3     | 1             | 1    | 0        | 0      | 2     |
| 2013 | 23        | 18   | 0      | 41    | 0         | 1      | 1     | 1             | 2    | 0        | 0      | 3     |
| 2014 | 12        | 17   | 1      | 30    | 2         | 1      | 3     | 0             | 0    | 2        | 0      | 2     |
| 2015 | 18        | 14   | 0      | 32    | 2         | 1      | 3     | 1             | 2    | 0        | 0      | 3     |
| 2016 | 9         | 20   | 0      | 29    | 2         | 2      | 4     | 2             | 1    | 0        | 0      | 3     |
| 2017 | 15        | 25   | 0      | 40    | 1         | 0      | 1     | 0             | 0    | 0        | 0      | 0     |
| 2018 | 9         | 30   | 0      | 39    | 1         | 2      | 3     | 0             | 0    | 0        | 0      | 0     |
| 2019 | 19        | 26   | 0      | 45    | 1         | 1      | 2     | 0             | 0    | 0        | 0      | 0     |
| 2020 | 20        | 35   | 0      | 55    | 0         | 0      | 0     | 0             | 0    | 0        | 0      | 0     |
| 2021 | 10        | 34   | 0      | 44    | 2         | 0      | 1     | 0             | 2    | 0        | 0      | 2     |
| 2022 | 18        | 30   | 0      | 48    | 0         | 1      | 1     | 0             | 1    | 0        | 0      | 1     |
| 2023 | 2         | 20   | 0      | 22    | 0         | 2      | 0     | 0             | 0    | 0        | 0      | 0     |

# VIKINGS OPENING DAY RESULTS (ALL-TIME RECORD 35-26-1)

| DATE      | OPPONENT (ATTENDANCE)        | RESULT        | HEAD COACH        | STARTING QB        | FINAL RECORD |
|-----------|------------------------------|---------------|-------------------|--------------------|--------------|
| 9/17/1961 | vs. Chicago (32,236)         | W, 37-13      | Norm Van Brocklin | George Shaw        | 3-11         |
| 9/16/1962 | at Green Bay (38,669)        | L, 7-34       | Norm Van Brocklin | Fran Tarkenton     | 2-11-1       |
| 9/15/1963 | at San Francisco (30,781)    | W, 24-20      | Norm Van Brocklin | Fran Tarkenton     | 5-8-1        |
| 9/13/1964 | vs. Baltimore Colts (35,563) | W, 34-24      | Norm Van Brocklin | Fran Tarkenton     | 8-5-1        |
| 9/19/1965 | at Baltimore Colts (56,562)  | L, 16-35      | Norm Van Brocklin | Fran Tarkenton     | 7-7          |
| 9/11/1966 | at San Francisco (29,312)    | T, 20-20      | Norm Van Brocklin | Fran Tarkenton     | 4-9-1        |
| 9/17/1967 | vs. San Francisco (39,638)   | L, 21-27      | Bud Grant         | Ron VanderKelen    | 3-8-3        |
| 9/14/1968 | vs. Atlanta (45,563)         | W, 47-7       | Bud Grant         | Joe Kapp           | 8-6-6        |
| 9/21/1969 | at NY Giants (62,900)        | L, 23-24      | Bud Grant         | Gary Cuozzo        | 12-2-6       |
| 9/20/1970 | vs. Kansas City (47,900)     | W, 27-10      | Bud Grant         | Gary Cuozzo        | 12-2-6       |
| 9/20/1971 | at Detroit (54,418)          | W, 16-13      | Bud Grant         | Gary Cuozzo        | 11-3-6       |
| 9/18/1972 | vs. Washington (47,900)      | L, 21-24      | Bud Grant         | Fran Tarkenton     | 7-7          |
| 9/16/1973 | vs. Oakland (46,619)         | W, 24-16      | Bud Grant         | Fran Tarkenton     | 12-2-6       |
| 9/15/1974 | at Green Bay (56,312)        | W, 32-17      | Bud Grant         | Fran Tarkenton     | 10-4-6       |
| 9/21/1975 | vs. San Francisco (48,418)   | W, 27-17      | Bud Grant         | Fran Tarkenton     | 12-2-6       |
| 9/12/1976 | at New Orleans (58,156)      | W, 40-9       | Bud Grant         | Fran Tarkenton     | 11-2-1-6     |
| 9/18/1977 | vs. Dallas (47,678)          | L, 10-16 (OT) | Bud Grant         | Fran Tarkenton     | 9-5-6        |
| 9/3/1978  | at New Orleans (54,187)      | L, 24-31      | Bud Grant         | Fran Tarkenton     | 8-7-1-6      |
| 9/2/1979  | vs. San Francisco (46,539)   | W, 28-22      | Bud Grant         | Tommy Kramer       | 7-9          |
| 9/7/1980  | vs. Atlanta (44,733)         | W, 24-23      | Bud Grant         | Tommy Kramer       | 9-7-6        |
| 9/5/1981  | at Tampa Bay (66,287)        | L, 13-21      | Bud Grant         | Steve Dils         | 7-9          |
| 9/12/1982 | vs. Tampa Bay (58,440)       | W, 17-10      | Bud Grant         | Tommy Kramer       | 5-4-#        |
| 9/4/1983  | at Cleveland (70,087)        | W, 27-21      | Bud Grant         | Tommy Kramer       | 8-8          |
| 9/2/1984  | vs. San Diego (57,276)       | L, 13-42      | Les Steckel       | Tommy Kramer       | 3-13         |
| 9/8/1985  | vs. San Francisco (57,375)   | W, 28-21      | Bud Grant         | Tommy Kramer       | 7-9          |
| 9/7/1986  | vs. Detroit (54,851)         | L, 10-13      | Jerry Burns       | Tommy Kramer       | 9-7          |
| 9/13/1987 | vs. Detroit (57,061)         | W, 34-19      | Jerry Burns       | Wade Wilson        | 8-7-#        |
| 9/4/1988  | at Buffalo (76,783)          | L, 10-13      | Jerry Burns       | Wade Wilson        | 11-5-#       |
| 9/10/1989 | vs. Houston (54,015)         | W, 38-7       | Jerry Burns       | Wade Wilson        | 10-6-6       |
| 9/9/1990  | at Kansas City (68,363)      | L, 21-24      | Jerry Burns       | Wade Wilson        | 6-10         |
| 9/1/1991  | at Chicago (64,112)          | L, 6-10       | Jerry Burns       | Wade Wilson        | 8-8          |
| 9/6/1992  | at Green Bay (58,617)        | W, 23-20 (OT) | Dennis Green      | Rich Gannon        | 11-5-6       |
| 9/5/1993  | at LA Raiders (44,120)       | L, 7-24       | Dennis Green      | Jim McMahon        | 9-7-#        |
| 9/4/1994  | at Green Bay (59,487)        | L, 10-16      | Dennis Green      | Warren Moon        | 10-6-6       |
| 9/3/1995  | at Chicago (63,036)          | L, 14-31      | Dennis Green      | Warren Moon        | 8-8          |
| 9/1/1996  | vs. Detroit (52,972)         | W, 17-13      | Dennis Green      | Warren Moon        | 9-7-#        |
| 8/31/1997 | at Buffalo (79,139)          | W, 34-13      | Dennis Green      | Brad Johnson       | 9-7-#        |
| 9/6/1998  | vs. Tampa Bay (62,538)       | W, 31-7       | Dennis Green      | Brad Johnson       | 15-1-6       |
| 9/12/1999 | at Atlanta (69,555)          | W, 17-14      | Dennis Green      | Randall Cunningham | 10-6-#       |
| 9/3/2000  | vs. Chicago (64,104)         | W, 30-27      | Dennis Green      | Daunte Culpepper   | 11-5-6       |
| 9/9/2001  | vs. Carolina (64,108)        | L, 13-24      | Dennis Green      | Daunte Culpepper   | 5-11         |
| 9/8/2002  | at Chicago (63,226) *        | L, 23-27      | Mike Tice         | Daunte Culpepper   | 6-10         |
| 9/7/2003  | at Green Bay (70,505)        | W, 30-25      | Mike Tice         | Daunte Culpepper   | 9-7          |
| 9/12/2004 | vs. Dallas (64,105)          | W, 35-17      | Mike Tice         | Daunte Culpepper   | 8-8-#        |
| 9/11/2005 | vs. Tampa Bay (63,939)       | L, 13-24      | Mike Tice         | Daunte Culpepper   | 9-7          |
| 9/11/2006 | at Washington (90,608)       | W, 19-16      | Brad Childress    | Brad Johnson       | 6-10         |
| 9/9/2007  | vs. Atlanta (62,815)         | W, 24-3       | Brad Childress    | Tarvaris Jackson   | 8-8          |
| 9/8/2008  | at Green Bay (71,004)        | L, 19-24      | Brad Childress    | Tarvaris Jackson   | 10-6-6       |
| 9/13/2009 | at Cleveland (70,560)        | W, 34-20      | Brad Childress    | Brett Favre        | 12-4-6       |
| 9/9/2010  | at New Orleans (70,051)      | L, 9-14       | Brad Childress    | Brett Favre        | 6-10         |
| 9/11/2011 | at San Diego (66,716)        | L, 17-24      | Leslie Frazier    | Donovan McNabb     | 3-13         |
| 9/9/2012  | vs. Jacksonville (56,607)    | W, 26-23 (OT) | Leslie Frazier    | Christian Ponder   | 10-6-#       |
| 9/8/2013  | at Detroit (62,461)          | L, 24-34      | Leslie Frazier    | Christian Ponder   | 5-10-1       |
| 9/7/2014  | at St. Louis (55,919)        | W, 34-6       | Mike Zimmer       | Matt Cassel        | 7-9          |
| 9/14/2015 | at San Francisco (70,499)    | L, 3-20       | Mike Zimmer       | Teddy Bridgewater  | 11-5-6       |
| 9/11/2016 | at Tennessee (63,816)        | W, 25-16      | Mike Zimmer       | Shaun Hill         | 8-8          |
| 9/11/2017 | vs. New Orleans (66,606)     | W, 29-19      | Mike Zimmer       | Sam Bradford       | 13-3-6       |
| 9/9/2018  | vs. San Francisco (66,673)   | W, 24-16      | Mike Zimmer       | Kirk Cousins       | 8-7-1        |
| 9/8/2019  | vs. Atlanta (66,714)         | W, 28-12      | Mike Zimmer       | Kirk Cousins       | 10-6-#       |
| 9/13/2020 | vs. Green Bay (0)            | L, 34-43      | Mike Zimmer       | Kirk Cousins       | 7-9          |
| 9/12/2021 | at Cincinnati (56,525)       | L, 24-27 (OT) | Mike Zimmer       | Kirk Cousins       | 8-9          |
| 9/11/2022 | vs. Green Bay (66,959)       | W, 23-7       | Kevin O'Connell   | Kirk Cousins       | 13-4-6       |
| 9/10/2023 | vs. Tampa Bay (66,741)       | L, 17-20      | Kevin O'Connell   | Kirk Cousins       | .....        |

\* at Champaign, Ill. | # Qualified for Playoffs | & Won Division

## PASSING YARDS

|            |                                      |
|------------|--------------------------------------|
| 395        | Tommy Kramer vs. Atl, 9/7/80         |
| 361        | Steve Dils at T.B., 9/5/81           |
| <b>351</b> | <b>Kirk Cousins at Cin., 9/12/21</b> |

## PASSING TDs

|   |                                    |
|---|------------------------------------|
| 5 | Daunte Culpepper vs. Dal., 9/12/04 |
| 4 | Tommy Kramer vs. S.F., 9/2/79      |
| 4 | Fran Tarkenton vs. Chi., 9/17/61   |

## RUSHING YARDS

|     |                                  |
|-----|----------------------------------|
| 180 | Adrian Peterson at Cle., 9/13/09 |
| 169 | Robert Smith at Buf., 8/31/97    |
| 140 | Terry Allen at K.C., 9/9/90      |

## RUSHING TDs

|   |                                   |
|---|-----------------------------------|
| 3 | Adrian Peterson at Cle., 9/13/09  |
| 3 | Daunte Culpepper vs. Chi., 9/3/00 |

## LONGEST RUNS

|     |                                 |
|-----|---------------------------------|
| 78t | Robert Smith at Buf., 8/31/97   |
| 78t | Adrian Peterson at Det., 9/8/13 |
| 73  | Dave Osborn vs. S.F., 9/17/67   |

## RECEIVING YARDS

|            |   |
|------------|---|
| <b>184</b> | <b>Justin Jefferson vs. G.B., 9/11/22</b> |
| 160        | Ahmad Rasha vs. Atl., 9/7/80              |
| 157        | Adam Thielen vs. N.O., 9/11/17            |
| 152        | Gene Washington at NYG, 9/21/69           |
| 152        | Ahmad Rashad vs. S.F., 9/2/79             |

## INTERCEPTIONS

|   |                                 |
|---|---------------------------------|
| 2 | Larry Vargo at Bal., 9/19/65    |
| 2 | Paul Krause vs. Was., 9/18/72   |
| 2 | Jeff Siemon vs. Was., 9/18/72   |
| 2 | Jeff Brady vs. Det., 9/1/96     |
| 2 | Corey Chavous at G.B., 9/7/03   |
| 2 | Anthony Harris vs. Atl., 9/8/19 |

## LONGEST INTERCEPTION RETURNS

|            |                                       |
|------------|---------------------------------------|
| 88t        | Darren Sharper vs. T.B., 9/11/05      |
| <b>81t</b> | <b>Harrison Smith at Stl., 9/7/14</b> |
| 77         | Brian Williams at G.B., 9/7/03        |
| 77t        | Eric Kendricks at Tenn., 9/11/16      |

## LONGEST KICKOFF RETURNS

|      |   |
|------|---|
| 103t | Percy Harvin at S.D., 9/11/11           |
| 71   | Clinton Jones at NYG, 9/21/69           |
| 61   | Cordarrelle Patterson at Tenn., 9/11/16 |

## LONGEST PUNT RETURNS

|    |                                 |
|----|---------------------------------|
| 36 | Darius Reynaud at Cle., 9/13/09 |
| 29 | Leonard Willis at N.O., 9/12/76 |
| 27 | Mewelde Moore at Was., 9/11/06  |

## LONGEST FIELD GOALS

|           |                                      |
|-----------|--------------------------------------|
| <b>56</b> | <b>Greg Joseph vs. G.B., 9/11/22</b> |
| 55        | Blair Walsh vs. Jax., 9/9/12         |
| <b>53</b> | <b>Greg Joseph at Cin., 9/12/21</b>  |
| 53        | Paul Edinger vs. T.B., 9/11/05       |

## LONGEST PUNTS

|    |                                     |
|----|-------------------------------------|
| 77 | Mike Mercer at G.B., 9/16/62        |
| 65 | Randall Cunningham at Buf., 8/31/97 |

## RECEIVING TDs

|          |   |
|----------|---|
| 4        | Ahmad Rashad vs. S.F., 9/2/79             |
| 2        | Rickey Young at N.O., 9/3/78              |
| 2        | Herschel Walker at K.C., 9/9/90           |
| 2        | Stefon Diggs vs. N.O., 9/11/17            |
| 2        | Adam Thielen vs. G.B., 9/13/20            |
| 2        | Adam Thielen at Cin., 9/12/21             |
| <b>2</b> | <b>Justin Jefferson vs. G.B., 9/11/22</b> |

## PASS RECEPTIONS

|    |                               |
|----|-------------------------------|
| 12 | Rickey Young at N.O., 9/3/78  |
| 12 | Ted Brown at T.B., 9/5/81     |
| 11 | Ahmad Rashad vs. Atl., 9/7/80 |

## LONGEST RECEPTIONS

|     |                                    |
|-----|------------------------------------|
| 73t | Anthony Carter vs. Det., 9/13/87   |
| 66  | Randy Moss vs. Chi., 9/3/00        |
| 64  | Justin Jefferson vs. G.B., 9/11/22 |

## COMBINED NET YARDS

|     |                                  |
|-----|----------------------------------|
| 200 | Herschel Walker at K.C., 9/9/90  |
| 198 | Adrian Peterson at Cle., 9/13/09 |
| 193 | Terry Allen at K.C., 9/9/90      |

## QB SACKS

|     |                                 |
|-----|---------------------------------|
| 3.0 | Keith Millard vs. Hou., 9/10/89 |
| 2.0 | Brian Robison vs. Atl., 9/9/07  |
| 2.0 | John Randle at Buf., 8/31/97    |
| 2.0 | Everson Griffen at StL., 9/7/14 |
| 2.0 | Michael Pierce at Cin., 9/12/21 |

## TOTAL TACKLES

|    |                                  |
|----|----------------------------------|
| 21 | Ed McDaniel at G.B., 9/4/94      |
| 16 | Jeff Siemon at N.O., 9/3/78      |
| 16 | Husain Abdullah at S.D., 9/11/11 |

# VIKINGS PLAYOFF LEADERS

## ALL-TIME PLAYOFF LEADERS

### PASSING (MIN. 100 ATTEMPTS)

| Player                              | G  | Att. | Cmp. | Pct.  | Yds.  | TD | Lg  | Int | Rtg  |
|-------------------------------------|----|------|------|-------|-------|----|-----|-----|------|
| 1. Cunningham, R. (1997-99)         | 5  | 151  | 79   | 52.31 | 1,036 | 9  | 66t | 3   | 85.9 |
| 2. Kapp, Joe (1967-69)              | 4  | 101  | 61   | 60.3  | 835   | 3  | 28  | 3   | 84.4 |
| 3. Culpepper, D. (1999-05)          | 4  | 134  | 73   | 54.5  | 980   | 8  | 68t | 5   | 82.3 |
| 4. Wilson, Wade (1981-91)           | 6  | 185  | 99   | 53.51 | 3,222 | 7  | 63  | 6   | 75.6 |
| 5. Tarkenton, Fran (1961-66, 72-78) | 11 | 292  | 149  | 51.01 | 8,033 | 11 | 57  | 17  | 58.6 |

### RUSHING

| Player                              | G  | Att. | Yds. | Avg. | Lg  | TD |
|-------------------------------------|----|------|------|------|-----|----|
| 1. Foreman, Chuck (1973-79)         | 13 | 229  | 860  | 3.8  | 62  | 7  |
| 2. Smith, Robert (1993-00)          | 9  | 145  | 590  | 4.1  | 27  | 1  |
| 3. Peterson, Adrian (2007-16)       | 5  | 116  | 412  | 3.6  | 40t | 5  |
| 4. Osborn, Dave (1965-75)           | 13 | 109  | 380  | 3.5  | 22  | 5  |
| 5. Reed, Oscar (1968-74)            | 9  | 56   | 229  | 4.1  | 46  | 0  |
| 6. Nelson, Darrin (1982-89, '91-92) | 7  | 46   | 170  | 3.7  | 14  | 0  |
| 7. Brown, Ted (1979-86)             | 3  | 42   | 160  | 3.8  | 18t | 3  |
| 8. Kapp, Joe (1967-69)              | 4  | 27   | 160  | 5.9  | 19  | 2  |
| 9. Hoard, Leroy (1996-99)           | 6  | 41   | 155  | 3.8  | 12  | 4  |
| 10. Brown, Bill (1962-74)           | 12 | 42   | 139  | 3.3  | 19  | 1  |

### RECEIVING

| Player                         | G  | No. | Yds. | Avg. | Lg  | TD |
|--------------------------------|----|-----|------|------|-----|----|
| 1. Carter, Cris (1990-01)      | 12 | 60  | 842  | 14.0 | 66t | 8  |
| 2. Foreman, Chuck (1973-79)    | 13 | 45  | 447  | 9.9  | 57  | 0  |
| 3. Carter, Anthony (1985-93)   | 8  | 37  | 644  | 17.4 | 63  | 1  |
| 4. Moss, Randy (1998-04)       | 8  | 35  | 723  | 20.7 | 68t | 9  |
| 5. Voigt, Stu (1970-80)        | 14 | 30  | 362  | 12.1 | 28  | 3  |
| 6. Jordan, Steve (1982-94)     | 11 | 26  | 343  | 13.2 | 36  | 1  |
| 7. Thielen, Adam (2014-22)     | 6  | 24  | 331  | 13.8 | 43  | 0  |
| 8. Henderson, John (1968-72)   | 6  | 23  | 309  | 13.4 | 46  | 0  |
| 9. Diggs, Stefon (2015-19)     | 5  | 22  | 279  | 12.7 | 61t | 2  |
| 10t. Reed, Jake (1991-99, '01) | 8  | 21  | 353  | 16.8 | 53  | 2  |
| 11t. Rashad, Ahmad (1976-82)   | 7  | 20  | 278  | 13.9 | 35  | 1  |
| 11t. Smith, Robert (1993-00)   | 9  | 20  | 153  | 7.7  | 32  | 1  |

### PUNTING (MIN. 20 PUNTS)

| Player                      | G | No. | Avg. | Lg | Blk |
|-----------------------------|---|-----|------|----|-----|
| 1. Kluge, Chris (2005-12)   | 4 | 22  | 45.2 | 61 | 0   |
| 2. Berger, Mitch (1996-01)  | 9 | 41  | 40.1 | 63 | 0   |
| 3. Clabo, Neil (1975-77)    | 4 | 41  | 38.6 | 52 | 0   |
| 4. Coleman, Greg (1978-87)  | 4 | 20  | 38.3 | 46 | 1   |
| 5. Eischeid, Mike (1972-74) | 6 | 31  | 38.1 | 52 | 1   |

### INTERCEPTIONS

| Player                             | G  | No. | Yds. | Avg. | Lg  | TD |
|------------------------------------|----|-----|------|------|-----|----|
| 1. Bryant, Bobby (1967-80)         | 14 | 6   | 80   | 13.3 | 63t | 1  |
| 2t. Browner, Joey (1983-91)        | 6  | 3   | 40   | 13.3 | 26  | 0  |
| 2t. Wright, Jeff (1971-77)         | 12 | 3   | 34   | 11.3 | 18  | 0  |
| 2t. Wright, Nate (1971-80)         | 12 | 3   | 26   | 8.7  | 26  | 0  |
| 2t. Turner, John (1979-83, 85, 87) | 4  | 3   | 25   | 8.3  | 17  | 0  |
| 2t. Krause, Paul (1968-79)         | 19 | 3   | 14   | 4.7  | 14  | 0  |
| 2t. Griffith, Robert (1994-01)     | 8  | 3   | 46   | 15.3 | 31  | 0  |
| 8t. Rutland, Reggie (1987-92)      | 6  | 2   | 45   | 22.5 | 45t | 1  |
| 8t. Hilgenberg, Wally (1968-79)    | 19 | 2   | 0    | 0.0  | 0   | 0  |
| 8t. Tate, Robert (1997-01)         | 5  | 2   | 5    | 2.5  | 4   | 0  |

### PUNT RETURNS (MIN. 10 RETURNS)

| Player                       | G | No. | Yds. | Avg. | Lg  | TD |
|------------------------------|---|-----|------|------|-----|----|
| 1. Carter, Anthony (1985-93) | 8 | 17  | 259  | 15.2 | 84t | 1  |

### KICKOFF RETURNS (MIN. 10 RETURNS)

| Player                             | G | No. | Yds. | Avg. | Lg | TD |
|------------------------------------|---|-----|------|------|----|----|
| 1. Palmer, David (1994-00)         | 6 | 22  | 517  | 23.5 | 51 | 0  |
| 2. West, Charlie (1968-73)         | 8 | 18  | 387  | 21.5 | 51 | 0  |
| 3. Nelson, Darrin (1982-89, 91-92) | 8 | 11  | 233  | 21.2 | 34 | 0  |

### SCORING

| Player                         | G  | TD | PAT | FG | 2pt | Tot |
|--------------------------------|----|----|-----|----|-----|-----|
| 1. Cox, Fred (1963-77)         | 19 | -  | 38  | 11 | -   | 71  |
| 2. Moss, Randy (1998-04)       | 8  | 9  | -   | -  | -   | 54  |
| 3. Carter, Cris (1990-01)      | 12 | 8  | -   | -  | 1   | 50  |
| 4. Anderson, Gary (1998-02)    | 6  | -  | 17  | 9  | -   | 44  |
| 5. Nelson, Chuck (1986-88)     | 5  | -  | 13  | 10 | -   | 43  |
| 6. Foreman, Chuck (1973-79)    | 13 | 6  | -   | -  | -   | 36  |
| 7t. White, Sammy (1976-86)     | 9  | 5  | -   | -  | -   | 30  |
| 7t. Gilliam, John (1972-75)    | 7  | 5  | -   | -  | -   | 30  |
| 7t. Osborn, Dave (1965-75)     | 14 | 5  | -   | -  | -   | 30  |
| 7t. Hoard, Leroy (1996-99)     | 7  | 5  | -   | -  | -   | 30  |
| 7t. Peterson, Adrian (2007-16) | 5  | 5  | -   | -  | -   | 30  |

### FIELD GOALS (MIN. 10 MADE)

| Player                     | G  | Att. | Made | Pct. | Lg |
|----------------------------|----|------|------|------|----|
| 1. Nelson, Chuck (1986-88) | 5  | 11   | 10   | .909 | 47 |
| 2. Cox, Fred (1963-77)     | 19 | 18   | 11   | .611 | 44 |

## VIKINGS PLAYOFF BIG DAYS

### 100 YARDS RUSHING

|     |                                     |
|-----|-------------------------------------|
| 140 | Robert Smith vs. Dal., 1/9/00       |
| 124 | Robert Smith vs. Ari., 1/10/99      |
| 122 | Adrian Peterson @ N.O., 1/24/10     |
| 118 | Chuck Foreman vs. LA Rams, 12/26/76 |
| 114 | Chuck Foreman vs. St.L., 12/21/74   |
| 108 | Dave Osborn vs. Cle., 1/4/70        |
| 105 | Chuck Foreman vs. Was., 12/18/76    |
| 101 | Brent McClanahan vs. Was., 12/18/76 |
|     | Chuck Foreman @ LA Rams, 12/26/77   |

### 250 YARDS PASSING

|     |                                      |
|-----|--------------------------------------|
| 424 | Jeff George @ St.L., 1/16/00         |
| 331 | Randall Cunningham @ S.F., 1/3/98    |
| 318 | Case Keenum vs. N.O., 1/14/18        |
| 316 | Daunte Culpepper @ Phi., 1/16/05     |
| 310 | Brett Favre @ N.O., 1/24/10          |
| 302 | Daunte Culpepper vs. N.O., 1/6/01    |
| 298 | Wade Wilson @ S.F., 1/9/88           |
| 292 | Warren Moon vs. Chi., 1/1/95         |
| 287 | Joe Kapp @ Balt., 12/22/68           |
| 284 | Daunte Culpepper @ G.B., 1/9/05      |
| 273 | Kirk Cousins vs. NYG, 1/15/23        |
| 271 | Case Keenum @ Phil., 1/21/18         |
| 266 | Randall Cunningham vs. Atl., 1/17/99 |
| 255 | Wade Wilson @ S.F., 1/1/89           |
| 253 | Tommy Kramer vs. Atl., 1/9/83        |
| 253 | Wade Wilson vs. LA Rams, 12/26/88    |
| 252 | Tommy Kramer @ Was., 1/15/83         |

# VIKINGS PLAYOFF LEADERS

## 100 YARDS RECEIVING

|     |  |
|-----|--|
| 227 | Anthony Carter @ S.F., 1/9/88          |
| 188 | Randy Moss @ Stl., 1/16/00             |
| 159 | Amp Lee vs. Chi., 1/1/95               |
| 149 | Steve Jordan @ S.F., 1/6/90            |
| 141 | Sidney Rice vs. Dal., 1/17/10          |
| 137 | Stefon Diggs vs. N.O., 1/14/18         |
| 129 | Adam Thielen @ N.O., 1/5/20            |
|     | <b>T.J. Hockenson vs. NYG, 1/15/23</b> |
| 127 | Randy Moss vs. Dal., 1/9/00            |
| 121 | Randy Moss vs. N.O., 1/6/01            |
| 120 | Gene Washington vs. Cle., 1/4/70       |
|     | Cris Carter, vs. N.O., 1/6/01          |
| 119 | Marcus Robinson @ Phi., 1/19/05        |
| 114 | Jake Reed @ S.F., 1/3/98               |
| 111 | John Henderson vs. K.C., 1/11/70       |
|     | Cris Carter @ Stl., 1/16/00            |
| 102 | Anthony Carter vs. LA Rams, 12/26/88   |
|     | Bernard Berrian @ N.O., 1/24/10        |

# VIKINGS INDIVIDUAL PLAYOFF RECORDS

## COACHES

### PLAYOFF SEASONS

|    |   |
|----|---|
| 12 | Bud Grant, 1968-71, 73-78, 80, 82                   |
| 8  | Dennis Green, 1992-94, 96-00                        |
| 3  | Mike Zimmer, 2015, '17, '19<br>Jerry Burns, 1987-89 |
| 2  | Brad Childress, 2008-09                             |

### CONSECUTIVE PLAYOFF SEASONS

|   |   |
|---|---|
| 6 | Bud Grant, 1973-78                            |
| 5 | Dennis Green, 1996-00                         |
| 4 | Bud Grant, 1968-71                            |
| 3 | Dennis Green, 1992-94<br>Jerry Burns, 1987-89 |
| 2 | Brad Childress, 2008-09                       |

### PLAYOFF WINS

|    |                    |
|----|--------------------|
| 10 | Bud Grant (10-12)  |
| 4  | Dennis Green (4-8) |
| 3  | Jerry Burns (3-3)  |
| 2  | Mike Zimmer (2-3)  |

## SERVICE

### MOST SEASONS

|    |  |
|----|--|
| 11 | Ron Yary, 1968-71, 1973-78, 80   |
| 10 | Carl Eller, 1968-71, 1973-78<br>Wally Hilgenberg, 1968-71, 1973-78<br>Paul Krause, 1968-71, 1973-78<br>Jim Marshall, 1968-71, 1973-78<br>Mick Tingelhoff, 1968-71, 1973-78 |

### MOST GAMES PLAYED

|    |   |
|----|---|
| 20 | Ron Yary, 1968-81   |
| 19 | Carl Eller, 1964-78<br>Wally Hilgenberg, 1968-79<br>Paul Krause, 1968-79<br>Jim Marshall, 1968-79<br>Mick Tingelhoff, 1968-78 |

### MOST CONSECUTIVE GAMES PLAYED

|    |  |
|----|--|
| 20 | Ron Yary, 1968-80  |
| 19 | Wally Hilgenberg, 1968-78<br>Jim Marshall, 1968-78<br>Mick Tingelhoff, 1968-78 |
| 18 | Carl Eller, 1968-78<br>Paul Krause, 1968-78                                    |

### MOST GAMES STARTED

|    |  |
|----|--|
| 19 | Jim Marshall, 1968-79<br>Mick Tingelhoff, 1968-78<br>Carl Eller, 1968-78<br>Paul Krause, 1968-79 |
|----|--|

### MOST CONSECUTIVE GAMES STARTED

|    |  |
|----|--|
| 19 | Carl Eller, 1968-78<br>Jim Marshall, 1968-79<br>Mick Tingelhoff, 1968-78<br>Paul Krause, 1968-79 |
|----|--|

## SCORING

### TOTAL POINTS

|    |                                 |
|----|---------------------------------|
| 18 | Adrian Peterson @ N.O., 1/24/10 |
|    | Sidney Rice vs. Dal., 1/17/10   |
|    | Leroy Hoard vs. Ari., 1/10/99   |
|    | Chuck Nelson @ S.F., 1/9/88     |

### TOUCHDOWNS

|   |  |
|---|--|
| 3 | Adrian Peterson @ N.O., 1/24/10 (3 rush) |
|---|--|

|  |  |
|--|--|
|  | Sidney Rice vs. Dal., 1/17/10 (3 pass)         |
|  | Leroy Hoard vs. Ari., 1/10/99 (2 rush, 1 pass) |

### RETURN TOUCHDOWNS

|   |  |
|---|--|
| 1 | Paul Krause vs. S.F., 12/27/70 (22t FR)    |
|   | Bobby Bryant vs. Dall., 12/30/73 (63t INT) |
|   | Nate Wright vs. St. L., 12/21/74 (20t FR)  |
|   | Terry Brown vs. Pitt., 1/12/75 (0t BP)     |
|   | Bobby Bryant vs. LA R, 12/26/76 (90t BFG)  |
|   | Anthony Carter vs. N.O., 1/3/88 (84t PR)   |
|   | Reggie Rutland vs. S.F., 1/9/88 (45t INT)  |

### SAFETIES

|   |                                  |
|---|----------------------------------|
| 1 | Carl Eller vs. LA Rams, 12/27/69 |
|   | Alan Page vs. Dall., 12/25/71    |
|   | Team vs. Phil., 1/3/81           |

### FIELD GOALS MADE

|   |  |
|---|--|
| 5 | Chuck Nelson @ S.F., 1/9/88  |
| 3 | Rick Danmeier vs. Atl., 1/9/83<br>Chuck Nelson @ N.O., 1/3/88<br>Eddie Murray @ NYG, 12/27/97<br>Blair Walsh vs. Sea., 1/10/16 |

### LONGEST FIELD GOAL

|    |                               |
|----|-------------------------------|
| 53 | Kai Forbath vs. N.O., 1/14/18 |
| 52 | Fuad Reveiz @ NYG, 1/9/94     |
| 49 | Kai Forbath vs. N.O., 1/14/18 |

### FIELD GOALS ATTEMPTED

|   |                                    |
|---|------------------------------------|
| 5 | Chuck Nelson @ S.F., 1/9/88 (5 FG) |
|---|------------------------------------|

### EXTRA POINTS ATTEMPTED-MADE

|     |                                 |
|-----|---------------------------------|
| 5-5 | Fred Cox vs. Wash., 12/18/76    |
|     | Chuck Nelson @ N.O., 1/3/88     |
|     | Gary Anderson vs. Ari., 1/10/99 |

## RUSHING

### YARDS

|     |                                 |
|-----|---------------------------------|
| 140 | Robert Smith vs. Dal., 1/9/00   |
| 124 | Robert Smith vs. Ari., 1/10/99  |
| 122 | Adrian Peterson @ N.O., 1/24/10 |

### RUSHING ATTEMPTS

|    |  |
|----|--|
| 31 | Chuck Foreman @ LA Rams, 12/26/77                            |
| 28 | Robert Smith vs. Dall., 1/9/00<br>Dalvin Cook @ N.O., 1/5/20 |

### TOUCHDOWNS RUSHING

|   |   |
|---|---|
| 3 | Adrian Peterson @ N.O., 1/24/10   |
| 2 | Dave Osborn vs. LA Rams, 12/27/69<br>Chuck Foreman vs. Was., 12/18/76<br>Alfred Anderson vs. LA Rams, 12/26/88<br>Leroy Hoard vs. Ari., 1/10/99<br>Adrian Peterson vs. Phi., 1/4/09<br>Dalvin Cook @ N.O., 1/5/20 |

### RUSHING AVERAGE (MIN. 10 ATTEMPTS)

|     |  |
|-----|--|
| 7.9 | Chuck Foreman vs. LA Rams, 12/26/76 (15-118) |
| 6.5 | Robert Smith vs. Ari., 1/10/99 (19-124)      |
| 6.0 | Dave Osborn vs. Cle., 1/4/70 (18-108)        |

### LONGEST RUN

|     |                                       |
|-----|---------------------------------------|
| 62  | Chuck Foreman vs. LA Rams, 12/26/76   |
| 46  | Oscar Reed vs. Was., 12/22/73         |
| 41  | Brent McClanahan vs. Was., 12/18/76   |
| 40t | Adrian Peterson vs. Phi., 1/4/09 (td) |
| 30t | Chuck Foreman vs. Was., 12/18/76 (td) |
| 30  | Daunte Culpepper vs. N.O., 1/6/01     |

## PASSING

### PASSING YARDS

|     |                                   |
|-----|-----------------------------------|
| 424 | Jeff George @ Stl., 1/16/00       |
| 331 | Randall Cunningham @ S.F., 1/3/98 |
| 318 | Case Keenum vs. N.O., 1/14/18     |
| 316 | Daunte Culpepper @ Phi., 1/16/05  |
| 310 | Brett Favre @ N.O., 1/24/10       |
| 302 | Daunte Culpepper vs. N.O., 1/6/01 |

### PASS ATTEMPTS

|    |                                      |
|----|--------------------------------------|
| 52 | Warren Moon vs. Chi., 1/1/95         |
| 48 | Randall Cunningham vs. Atl., 1/17/99 |

### PASS COMPLETIONS

|    |   |
|----|---|
| 31 | Kirk Cousins vs. NYG, 1/15/23   |
| 29 | Warren Moon vs. Chi., 1/1/95<br>Randall Cunningham vs. Atl., 1/17/99<br>Jeff George @ Stl., 1/16/00 |

### TOUCHDOWN PASSES

|   |   |
|---|---|
| 4 | Jeff George @ Stl., 1/16/00<br>Daunte Culpepper @ G.B., 1/9/05<br>Brett Favre vs. Dal., 1/17/10   |
| 3 | Fran Tarkenton vs. Was., 12/18/76<br>Randall Cunningham @ S.F., 1/3/98<br>Randall Cunningham vs. Ari., 1/10/99<br>Jeff George vs. Dal., 1/9/00<br>Daunte Culpepper vs. N.O., 1/6/01 |

### LOWEST INTERCEPTION PERCENTAGE (ATTEMPTS)

|     |   |
|-----|---|
| 0.0 | Randall Cunningham vs. Atl., 1/17/99 (48) |
|     | Tommy Kramer @ Wash., 1/15/83 (39)        |
|     | Kirk Cousins @ N.O., 1/5/20 (31)          |

### PASSES HAD INTERCEPTED

|   |                             |
|---|-----------------------------|
| 5 | Tommy Kramer @ Phi., 1/3/81 |
|---|-----------------------------|

### COMPLETION PERCENTAGE (MIN. 20 ATTEMPTS)

|      |   |
|------|---|
| 72.4 | Kirk Cousins @ S.F., 1/11/20 (21-29)        |
| 70.8 | Teddy Bridgewater vs. Sea., 1/10/16 (17-24) |
| 65.5 | Daunte Culpepper @ G.B., 1/9/05 (19-29)     |

### PASSER RATING (MIN. 20 ATTEMPTS)

|       |   |
|-------|---|
| 137.1 | Daunte Culpepper @ G.B., 1/9/05                                 |
| 134.4 | Brett Favre vs. Dall., 1/17/10                                  |
| 120.6 | Wade Wilson @ N.O., 1/3/88<br>Daunte Culpepper vs. N.O., 1/6/01 |

### LONGEST COMPLETION

|    |  |
|----|--|
| 75 | Joe Kapp to Gene Washington vs. Cle., 1/4/70, (td)   |
| 68 | Daunte Culpepper to Randy Moss vs. N.O., 1/6/01 (td)<br>Daunte Culpepper to Moe Williams @ G.B., 1/9/05 (td) |
| 66 | Randall Cunningham to Cris Carter @ S.F., 1/3/98   |

### MOST TIMES SACKED

|   |                             |
|---|-----------------------------|
| 8 | Wade Wilson @ Was., 1/17/88 |
|---|-----------------------------|

# VIKINGS INDIVIDUAL PLAYOFF RECORDS

## PASS RECEIVING

### RECEPTIONS

|    |  |
|----|--|
| 11 | Amp Lee vs. Chi., 1/1/95               |
|    | Jerick McKinnon @ Phil., 1/21/18       |
| 10 | Anthony Carter @ S.F., 1/9/88          |
|    | <b>T.J. Hockenson vs. NYG, 1/15/23</b> |
| 9  | Steve Jordan @ S.F., 1/6/90            |
|    | Randy Moss @ St. L., 1/16/00           |
|    | Bernard Berrian @ N.O., 1/24/10        |

### RECEIVING YARDS

|     |                                |
|-----|--------------------------------|
| 227 | Anthony Carter @ S.F., 1/9/88  |
| 188 | Randy Moss @ StL., 1/16/00     |
| 159 | Amp Lee vs. Chi., 1/1/95       |
| 149 | Steve Jordan @ S.F., 1/6/90    |
| 141 | Sidney Rice vs. Dall., 1/17/10 |

### TOUCHDOWNS RECEIVING

|   |                                 |
|---|---------------------------------|
| 3 | Sidney Rice vs. Dal., 1/17/10   |
| 2 | John Gilliam vs. Was., 12/22/73 |
|   | John Gilliam vs. StL., 12/21/74 |
|   | Sammy White vs. Was., 12/18/76  |
|   | Cris Carter @ S.F., 1/3/98      |
|   | Randy Moss @ StL., 1/16/00      |
|   | Randy Moss vs. N.O., 1/6/01     |
|   | Randy Moss @ G.B., 1/9/05       |

## RUSHING-RECEIVING

### YARDS

|     |  |
|-----|--|
| 257 | Anthony Carter @ S.F., 1/9/88, (ru-30, re-227)     |
| 199 | Chuck Foreman @ LA Rams, 12/26/77, (ru-118, re-81) |
| 198 | Robert Smith vs. Dal., 1/9/00, (ru-140, re-58)     |

## COMBINED YARDAGE

### YARDS

|     |  |
|-----|--|
| 278 | Anthony Carter @ S.F., 1/9/88 (ru-30, re-227, rt-21) |
| 222 | Anthony Carter @ N.O., 1/3/88 (ru-0, re-79, rt-143)  |

## PUNTING

### PUNTS

|    |                                |
|----|--------------------------------|
| 10 | Bucky Scribner @ Was., 1/17/88 |
|----|--------------------------------|

### PUNT AVERAGE (MIN. 4 PUNTS)

|      |   |
|------|---|
| 50.8 | Mitch Berger vs. Atl., 1/17/99 (4-203)  |
| 49.7 | Britton Colquitt @ N.O., 1/5/20 (6-298) |

### LONGEST PUNT

|    |  |
|----|--|
| 63 | Mitch Berger vs. Atl., 1/17/99                 |
| 61 | 3 times, last Britton Colquitt @ S.F., 1/11/20 |

## PUNT RETURNS

### PUNT RETURNS

|   |                               |
|---|-------------------------------|
| 6 | Anthony Carter @ N.O., 1/3/88 |
| 5 | Rufus Bess vs. Atl., 1/9/83   |

### PUNT RETURN YARDAGE

|     |                               |
|-----|-------------------------------|
| 143 | Anthony Carter @ N.O., 1/3/88 |
| 65  | Rufus Bess vs. Atl., 1/9/83   |

### LONGEST PUNT RETURN

|    |                                    |
|----|------------------------------------|
| 84 | Anthony Carter @ N.O., 1/3/88 (td) |
| 26 | Anthony Carter @ Was., 1/17/88     |

### PUNT RETURN AVERAGE (3 RETURNS)

|      |   |
|------|---|
| 23.8 | Anthony Carter @ N.O., 1/3/88, (6-143)  |
| 14.3 | Anthony Carter @ Wash., 1/17/88, (4-57) |

### FAIR CATCHES

|   |                                 |
|---|---------------------------------|
| 5 | Bobby Bryant vs. S.F., 12/27/70 |
|   | Marcus Sherels @ G.B., 1/5/13   |

## KICKOFF RETURNS

### KICKOFF RETURNS

|   |                             |
|---|-----------------------------|
| 7 | Robert Tate @ StL., 1/16/00 |
|---|-----------------------------|

### KICKOFF RETURN YARDAGE

|     |                                 |
|-----|---------------------------------|
| 151 | Robert Tate @ StL., 1/16/00     |
| 148 | Ameer Abdulllah @ S.F., 1/11/20 |

### LONGEST KICKOFF RETURN

|    |                                  |
|----|----------------------------------|
| 61 | Clinton Jones vs. Dal., 12/25/71 |
| 58 | Robert Smith vs. Chi., 1/1/95    |

### KICKOFF RETURN AVERAGE (3 RETURNS)

|      |   |
|------|---|
| 29.6 | Ameer Abdullah @ S.F., 1/11/20, (5-148) |
|------|---|

## BLOCKED KICKS

### CAREER

|   |                     |
|---|---------------------|
| 3 | Matt Blair, 1974-82 |
| 2 | Carl Eller, 1968-78 |

### GAME

|   |  |
|---|--|
| 1 | Carl Eller vs. S.F., 12/27/70 (FG)           |
|   | Matt Blair vs. Pitt., (SB IX) 1/12/75 (Punt) |
|   | Nate Allen vs. LA Rams, 12/26/76 (FG)        |
|   | Matt Blair vs. LA Rams, 12/26/76 (Punt)      |
|   | Fred McNeill vs. Oak., (SB XI) 1/9/77 (Punt) |
|   | Carl Eller @ Dallas, 1/1/78 (PAT)            |
|   | Scott Studwell @ LA Rams, 12/31/78 (Punt)    |
|   | Matt Blair @ Phil., 1/3/81 (FG)              |

## INTERCEPTIONS

### INTERCEPTIONS

|   |                                    |
|---|------------------------------------|
| 2 | Bobby Bryant @ Dal., 12/30/73      |
|   | Bobby Bryant vs. LA Rams, 12/26/76 |
|   | John Turner vs. Atl., 1/9/83       |
|   | Joey Browner vs. LA Rams, 12/26/88 |
|   | Robert Griffith vs. Ari., 1/10/99  |

### INTERCEPTION RETURN YARDAGE

|    |                                    |
|----|------------------------------------|
| 63 | Bobby Bryant @ Dal., 12/30/73      |
| 46 | Robert Griffith vs. Ariz., 1/10/99 |

### LONGEST INTERCEPTION RETURN

|     |                                    |
|-----|------------------------------------|
| 63t | Bobby Bryant @ Dal., 12/30/73      |
| 45t | Reggie Rutland @ S.F., 1/9/88      |
| 31  | Robert Griffith vs. Ariz., 1/10/99 |
| 30  | Steve Freeman @ N.O., 1/3/88       |
|     | Anthony Harris @ N.O., 1/5/20      |

## PASSES DEFENSED

### CAREER

|    |              |
|----|--------------|
| 12 | Bobby Bryant |
| 11 | Carl Lee     |
| 8  | Paul Krause  |

### SEASON

|   |                      |
|---|----------------------|
| 6 | Jackie Wallace, 1974 |
|   | Corey Fuller, 1998   |
|   | Bobby Bryant, 1976   |

### GAME

|   |   |
|---|---|
| 5 | Carl Lee vs. LA Rams, 12/26/88            |
| 4 | Corey Fuller vs. Atl., 1/1/99             |
|   | Jackie Wallace vs. Pitt. (SB IX), 1/12/75 |

## FUMBLE RECOVERIES

### GAME

|   |                                  |
|---|----------------------------------|
| 2 | Paul Krause vs. S.F., 12/27/70   |
|   | Gary Larsen @ Dall., 12/20/73    |
|   | Matt Blair vs. LA Rams, 12/26/76 |

### LONGEST FUMBLE RETURN (ALL TDS)

|    |                                |
|----|--------------------------------|
| 22 | Paul Krause vs. S.F., 12/27/70 |
| 20 | Nate Wright vs. StL., 12/21/74 |

## TACKLES

### CAREER TOTAL (SOLOS AND ASSISTS)

|     |                  |
|-----|------------------|
| 129 | Jeff Siemon      |
| 123 | Wally Hilgenberg |
| 112 | Alan Page        |

### SEASON TOTAL (SOLOS AND ASSISTS)

|    |                    |
|----|--------------------|
| 34 | Jeff Siemon, 1974  |
| 32 | Joey Browner, 1987 |
| 28 | Roy Winston, 1969  |
|    | Jeff Siemon, 1976  |

### GAME TOTAL (SOLOS AND ASSISTS)

|    |                                     |
|----|-------------------------------------|
| 17 | Jeff Siemon vs. Oak., 1/9/77        |
| 16 | Wally Hilgenberg vs. Dal., 12/28/75 |
|    | Jeff Siemon @ Phi., 1/3/81          |

## SPECIAL TEAMS TACKLES

### CAREER (SOLOS AND ASSISTS)

|    |               |
|----|---------------|
| 10 | Harold Morrow |
| 9  | Moe Williams  |
|    | Ray Berry     |

### SEASON (SOLOS AND ASSISTS)

|   |                     |
|---|---------------------|
| 8 | Lemanski Hall, 2000 |
| 6 | Ray Berry, 1987     |

### GAME (SOLOS AND ASSISTS)

|   |                                |
|---|--------------------------------|
| 5 | Lemanski Hall vs. N.O., 1/6/01 |
| 4 | Nate Allen vs. Wash., 12/18/76 |
| 3 | Jim Nelson vs. N.O., 1/6/01    |
|   | Lemanski Hall @ NYG, 1/14/01   |

## SACKS

### CAREER

|      |                           |
|------|---------------------------|
| 10.5 | Carl Eller (1964-78)      |
| 8.5  | Alan Page (1967-78)       |
| 7.5  | Jim Marshall (1961-79)    |
| 4.5  | Everson Griffen (2010-19) |

### SEASON

|     |                     |
|-----|---------------------|
| 4.0 | Ray Edwards, 2009   |
| 3.0 | Bob Lurtsema, 1974  |
|     | Carl Eller, 1975    |
|     | Chris Doleman, 1987 |



# VIKINGS INDIVIDUAL PLAYOFF RECORDS

## GAME

3.0 Carl Eller vs. Dal., 12/28/75  
2.0 Ray Edwards vs. Dal., 1/17/10  
Carl Eller vs. LA Rams, 12/27/69  
Alan Page vs. Dal., 12/25/71  
Carl Eller vs. LA Rams, 12/26/76  
Jim Marshall @ Dal., 1/1/78  
Chris Doleman @ S.F., 1/9/88  
Jason Fisk vs. Atl., 1/17/99  
Jared Allen vs. Phi., 1/4/09

# VIKINGS TEAM PLAYOFF RECORDS

## SCORING

### MOST POINTS

44 @ N.O., 1/3/88, 44-10 W

### FEWEST POINTS

0 @ NYG, 1/14/01, 0-41 L

### OPPONENT/MOST POINTS

49 @ Stl., 1/16/00, 37-49 L

### OPPONENT/FEWEST POINTS

3 Dal., 1/27/10, 34-3 W

### MOST DECISIVE WIN

34 @ N.O., 1/3/88, 44-10

### MOST DECISIVE LOSS

41 @ NYG, 1/14/01, 0-41

### MOST POINTS COMBINED

86 @ Stl., 1/16/00, 37-49 L

62 vs. Ari., 1/10/99, 41-21 W

### MOST POINTS OVERCOME TO WIN GAME

16 @ NYG, 12/27/97, 23-22 W

10 vs. LA Rams, 12/27/69, 23-20 W

8 vs. Atl., 1/9/83, 30-24 W

## FIRST DOWNS

### MOST FIRST DOWNS

31 @ N.O., 1/24/10

28 @ N.O., 1/3/88

### FEWEST FIRST DOWNS

7 @ S.F., 1/11/20

9 vs. Pit., 1/12/75

@ NYG, 1/14/01

### MOST FIRST DOWNS, OPPONENT

31 @ S.F., 1/3/98

@ NYG, 1/14/01

### FEWEST FIRST DOWNS, OPPONENT

9 @ Dal., 12/30/73

@ N.O., 1/3/88

@ NYG, 1/14/01

### MOST FIRST DOWNS, RUSHING

14 @ Dal., 12/30/73

@ N.O., 1/3/88

### MOST FIRST DOWNS, RUSHING, OPPONENT

16 @ Dal., 12/28/96

### MOST FIRST DOWNS, PASSING

20 @ Stl., 1/16/00

19 vs. Atl., 1/17/99

### MOST FIRST DOWNS, PASSING, OPPONENT

19 @ NYG, 1/14/01

### MOST FIRST DOWNS, PENALTY

5 vs. N.O., 1/14/18

4 vs. Atl., 1/9/83

@ N.O., 1/24/10

vs. Sea., 1/10/16

### MOST FIRST DOWNS, PENALTY, OPPONENT

5 @ S.F., 1/3/98

vs. Ari., 1/10/99

### FEWEST FIRST DOWNS, RUSHING

0 @ S.F., 1/11/20

2 vs. K.C., 1/11/70

vs. Oak., 1/9/77

@ LA Rams, 12/31/78

@ S.F., 1/3/98

@ NYG, 1/14/01

### FEWEST FIRST DOWNS, RUSHING, OPPONENT

0 @ N.O., 1/3/88

### FEWEST FIRST DOWNS, PASSING

4 vs. Pit., 1/12/75

@ LA Rams, 12/26/77

vs. Was., 1/2/93

### FEWEST FIRST DOWNS, PASSING, OPPONENT

4 vs. Mia., 1/13/74

@ Was., 1/17/88

## TOTAL YARDS

### MOST NET YARDS GAINED

476 @ Stl., 1/16/00

475 @ N.O., 1/24/10

429 vs. N.O., 1/6/01

### FEWEST NET YARDS GAINED

114 @ NYG, 1/14/01

123 vs. Pit., 1/12/75

### MOST NET YARDS GAINED, OPPONENT

518 @ NYG, 1/14/01

### FEWEST NET YARDS GAINED, OPPONENT

149 @ N.O., 1/3/88

## RUSHING

### MOST YARDS RUSHING

222 vs. Cle., 1/4/70

210 @ N.O., 1/3/88

### FEWEST YARDS RUSHING

21 vs. Pit., 1/12/75

@ S.F., 1/11/20

### MOST YARDS RUSHING, OPPONENT

255 @ Dal., 12/28/96

### FEWEST YARDS RUSHING, OPPONENT

31 @ Stl., 1/16/00

50 @ Bal., 12/22/68

## PASSING

### MOST NET YARDS PASSING

389 @ Stl., 1/16/00

340 vs. Chi., 1/1/95

### FEWEST NET YARDS PASSING

45 @ LA Rams, 12/26/77

### MOST NET YARDS PASSING, OPPONENT

380 @ NYG, 1/14/01

### FEWEST NET YARDS PASSING, OPPONENT

63 @ Dal., 12/30/73

vs. Mia., 1/13/74

### MOST PASS ATTEMPTS

61 vs. Chi., 1/1/95

50 @ Stl., 1/16/00

### FEWEST PASS ATTEMPTS

10 @ LA Rams, 12/26/77

13 vs. Cle., 1/4/70

### MOST PASS ATTEMPTS, OPPONENT

48 vs. N.O., 1/6/01

45 vs. LA Rams, 12/26/88

### FEWEST PASS ATTEMPTS, OPPONENT

7 vs. Mia., 1/13/74

### MOST PASS COMPLETIONS

33 vs. Chi., 1/1/95

29 vs. Atl., 1/17/99

@ Stl., 1/16/00

### FEWEST PASS COMPLETIONS

5 @ LA Rams, 12/26/77

6 vs. Was., 1/2/93

### MOST COMPLETIONS, OPPONENT

30 vs. N.O., 1/6/01

29 @ NYG, 1/14/01

### FEWEST COMPLETIONS, OPPONENT

6 vs. Mia., 1/13/74

### MOST QB SACKS

6 vs. Mia., 1/13/74

### MOST QB SACKS, OPPONENT

8 @ Was., 1/17/88

## INTERCEPTIONS

### MOST PASSES INTERCEPTED

4 @ Dal., 12/30/73

@ N.O., 1/3/88

@ G.B., 1/9/05

### MOST PASSES INTERCEPTED, OPPONENT

5 @ Phi., 1/3/81

## PENALTIES

### MOST PENALTIES

11 vs. Chi., 1/1/95

### FEWEST PENALTIES

1 vs. S.F., 12/27/70

@ S.F., 1/11/20

### MOST PENALTIES, OPPONENT

13 vs. Ari., 1/10/99

### FEWEST PENALTIES, OPPONENT

0 vs. Was., 12/22/73

### MOST YARDS PENALIZED

108 @ Phi., 1/16/05

### FEWEST YARDS PENALIZED

5 vs. S.F., 12/27/70

### MOST YARDS PENALIZED, OPPONENT

107 vs. Pit., 1/12/75

# VIKINGS TEAM PLAYOFF RECORDS

## PUNTING

### MOST PUNTS

10 @ Was., 1/17/88

### FEWEST PUNTS

1 vs. Ari., 1/10/99

### MOST PUNTS, OPPONENT

8 vs. S.F., 12/27/70

@ Dal., 1/1/78

@ Was., 1/17/88

@ G.B., 1/5/13

### FEWEST PUNTS, OPPONENT

1 @ Dal., 12/28/96

@ NYG, 1/14/01

### HIGHEST AVERAGE (4 PUNTS)

50.8 vs. Atl., 1/17/99

### HIGHEST AVERAGE (4 PUNTS), OPPONENT

51.3 @ N.O., 1/24/10

## PUNT RETURNS

### MOST PUNT RETURNS

6 @ N.O., 1/3/88

### MOST PUNT RETURN YARDS

143 @ N.O., 1/3/88

### MOST PUNT RETURNS, OPPONENT

7 vs. LA Rams, 12/26/76

### MOST PUNT RETURN YARDS, OPPONENT

109 vs. Phi., 1/4/09

## KICKOFF RETURNS

### MOST KICKOFF RETURNS

8 @ Dal., 12/28/96

@ Stl., 1/16/00

@ NYG, 1/14/01

### MOST KICKOFF RETURN YARDS

174 @ Stl., 1/16/00

### MOST KICKOFF RETURNS, OPPONENT

8 @ Was., 1/9/88

### MOST KICKOFF RETURN YARDS, OPPONENT

183 @ N.O., 1/24/10

## FUMBLES

### MOST FUMBLES

6 @ N.O., 1/24/10

### MOST FUMBLES LOST

4 @ Dal., 12/28/96

### MOST FUMBLES, OPPONENT

5 vs. S.F., 12/27/70

### MOST FUMBLES LOST, OPPONENT

3 vs. S.F., 12/27/70

vs. LA Rams, 12/29/74

# PLAYOFF RESULTS

## 1968 (8-6 Regular Season, NFL Central Champions)

Western Conference Championship  
at Baltimore (60,238) 12/22/68.....14-24 L

## 1969 (12-2 Regular Season, NFL Central Champions)

Western Conference Championship  
vs. L.A. Rams (47,900) 12/27/69 .....23-20 W  
NFL Championship  
vs. Cleveland (47,900) ....1/4/70..... 27-7 W  
Super Bowl IV (New Orleans, LA)  
vs. Kansas City (80,562) 1/11/70..... 7-23 L

## 1970 (12-2 Regular Season, NFC Central Champions)

NFC Divisional Playoffs  
vs. San Francisco (46,050) 12/27/70..... 14-17 L

## 1971 (11-3 Regular Season, NFC Central Champions)

NFC Divisional Playoffs  
vs. Dallas (49,100) .....12/25/71.....12-20 L

## 1973 (12-2 Regular Season, NFC Central Champions)

NFC Divisional Playoffs  
vs. Washington (46,409) 12/22/73 .....27-20 W  
NFL Championship Game  
at Dallas (60,272) .....12/30/73..... 27-10 W  
Super Bowl VIII (Houston, TX)  
vs. Miami (68,142) ..... 1/13/74..... 7-24 L

## 1974 (10-4 Regular Season, NFC Central Champions)

NFC Divisional Playoffs  
vs. St. Louis (44,626) . 12/21/74.....30-14 W  
NFL Championship Game  
vs. L.A. Rams (47,404) 12/29/74..... 14-10 W  
Super Bowl IX (New Orleans, LA)  
vs. Pittsburgh (80,997) .1/12/75.....6-16 L

## 1975 (12-2 Regular Season, NFC Central Champions)

NFC Divisional Playoffs  
vs. Dallas (46,425) .....12/28/75..... 14-17 L

## 1976 (11-2-1 Regular Season, NFC Central Champions)

NFC Divisional Playoffs  
vs. Washington (47,221) 12/18/76.....35-20 W  
NFL Championship Game  
vs. L.A. Rams (47,191) 12/26/76..... 24-13 W  
Super Bowl XI (Pasadena, CA)  
vs. Oakland (103,438) .... 1/9/77.....14-32 L

## 1977 (9-5 Regular Season, NFC Central Champions)

NFC Divisional Playoffs  
at L.A. Rams (62,538) 12/26/77..... 14-7 W  
NFL Championship Game  
at Dallas (61,968) ..... 1/1/78..... 6-23 L

## 1978 (8-7-1 Regular Season, NFC Central Champions)

NFC Divisional Playoffs  
at L.A. Rams (69,631) 12/31/78..... 10-34 L

## 1980 (9-7 Regular Season, NFC Central Champions)

NFC Divisional Playoffs  
at Philadelphia (68,434) 1/3/81..... 16-31 L

## 1982 (5-4 Regular Season, Strike-Shortened Season)

NFC First-Round Playoffs.....  
vs. Atlanta (60,560) ..... 1/9/83..... 30-24 W  
NFL Second-Round Playoffs  
at Washington (54, 593) 1/15/83.....7-21 L

## 1987 (8-7 Regular Season, NFC Central Runner-Up)

NFC First-Round Playoffs  
at New Orleans (68,127) 1/3/88.....44-10 W  
NFL Divisional Playoffs  
at San Francisco (62,547) 1/9/88 .....36-24 W  
NFL Championship Game  
at Washington (55,212) 1/17/88..... 10-17 L

## 1988 (11-5 Regular Season, NFC Central Runner-Up)

NFC First-Round Playoffs  
vs. L.A. Rams (57,666) 12/26/88 ..... 28-17 W  
NFL Divisional Playoffs  
at San Francisco (61,848) 1/1/89 ..... 9-34 L

## 1989 (10-6 Regular Season, NFC Central Champions)

NFC Divisional Playoffs  
at San Francisco (64,585) 1/6/90 ..... 13-41 L

## 1992 (11-5 Regular Season, NFC Central Champions)

NFC First-Round Playoffs  
vs. Washington (57,353) 1/2/93..... 7-24 L

## 1993 (9-7 Regular Season, NFC Central Runner-Up)

NFC First-Round Playoffs  
at N.Y. Giants (75,089) . 1/9/94..... 10-17 L

## 1994 (10-6 Regular Season, NFC Central Champions)

NFC First-Round Playoffs  
vs. Chicago (60,347) ..... 1/1/95.....18-35 L

## 1996 (9-7 Regular Season, NFC Central runner-up)

NFC First-Round Playoffs  
at Dallas (64,682) .....12/28/96..... 15-40 L

## 1997 (9-7 Regular Season, NFC Central Fourth place)

NFC First-Round Playoffs  
at N.Y. Giants (77,710) 12/27/97.....23-22 W  
NFL Divisional Playoffs  
at San Francisco (65,018) 1/3/98..... 22-38 L

## 1998 (15-1 Regular Season, NFC Central Champions)

NFC Divisional Playoffs  
vs. Arizona (63, 760) .... 1/10/99.....41-21 W  
NFL Championship  
vs. Atlanta (64,060) .... 1/17/99....27-30 L (OT)

## 1999 (10-6 Regular Season, NFC Central Runner-Up)

NFC First-Round Playoffs  
vs. Dallas (64,056) ..... 1/9/00..... 27-10 W  
NFL Divisional Playoffs  
at St. Louis (66,194) .... 1/16/00..... 37-49 L

## 2000 (11-5 Regular Season, NFC Central Champions)

NFC Divisional Playoffs  
vs. New Orleans (63,881) 1/6/01..... 34-16 W  
NFL Championship  
at NY Giants (79,310) .... 1/14/01..... 0-41 L

## 2004 (8-8 Regular Season, NFC North Runner-Up)

NFC First-Round Playoffs  
at Green Bay (71,075) ..... 1/9/05..... 31-17 W  
NFL Divisional Playoffs  
at Philadelphia (67,222) 1/16/05.....14-27 L

## 2008 (10-6 Regular Season, NFC North Champions)

NFC First-Round Playoffs  
vs. Philadelphia (61,746) 1/4/09.....14-26 L

## 2009 (12-4 Regular Season, NFC North Champions)

NFC Divisional Playoffs  
vs. Dallas (63,547).....1/17/10.....34-3 W  
NFL Championship  
at New Orleans (71,276) 1/24/10.... 28-31 L (OT)

## 2012 (10-6 Regular Season, NFC North Runner-Up)

NFC First-Round Playoffs  
at Green Bay (71,548)..... 1/5/13..... 10-24 L

## 2015 (11-5 Regular Season, NFC North Champions)

NFC First-Round Playoffs  
vs. Seattle (52,090) .....1/10/16..... 9-10 L

## 2017 (13-3 Regular Season, NFC North Champions)

NFC Divisional Playoffs  
vs. New Orleans (66,612)1/14/18.....29-24 W  
NFL Championship  
at Philadelphia (69,596) 1/21/18..... 7-38 L

## 2019 (10-6 Regular Season, NFC North Runner-Up)

NFC First-Round Playoffs  
at New Orleans (73,308) 1/5/20..26-20 W (OT)  
NFL Divisional Playoffs  
at San Francisco (71,649)1/11/20 .....10-27 L

## 2022 (13-4 Regular Season, NFC North Champions)

NFC First-Round Playoffs  
vs. NY Giants (66,721) ... 1/15/23.....24-31 L

# THE LAST TIME - PLAYOFFS

| BY VIKINGS   | PASSING                           | BY OPPONENT  |
|--|-----------------------------------|--|
| * Never Has Happened *                                     | 500 YARDS PASSING                 | * Never Has Happened *                                   |
| 48 att., Case Keenum @ Philadelphia, 01/21/18              | 40+ PASS ATTEMPTS                 | 40 att., Drew Brees vs. New Orleans, 01/14/18            |
| 50 att., Jeff George @ St. Louis, 01/16/00                 | 50+ PASS ATTEMPTS                 | * Never Has Happened *                                   |
| 423 yards, Jeff George @ St. Louis, 01/16/00               | 400 YARDS PASSING                 | * Never Has Happened *                                   |
| 318 yards, Case Keenum vs. New Orleans, 01/14/18           | 300 YARDS PASSING                 | 301 yards, Daniel Jones vs. N.Y. Giants, 01/15/23        |
| * Never Has Happened *                                     | SIX TOUCHDOWN PASSES              | * Never Has Happened *                                   |
| * Never Has Happened *                                     | SEVEN TOUCHDOWN PASSES            | * Never Has Happened *                                   |
| * Never Has Happened *                                     | FIVE+ TOUCHDOWN PASSES            | 5 tds, Kerry Collins @ N.Y. Giants, 01/14/01             |
| * Never Has Happened *                                     | FIVE TOUCHDOWN PASSES             | 5 tds, Kerry Collins @ N.Y. Giants, 01/14/01             |
| 4 tds, Brett Favre: (47, 16, 45, 11) vs. Dallas, 01/17/10  | FOUR TOUCHDOWN PASSES             | * Never Has Happened *                                   |
| 3 tds, Daunte Culpepper vs. New Orleans, 01/06/01          | THREE TOUCHDOWN PASSES            | 3 tds, Nick Foles: (53, 41, 5) @ Philadelphia, 01/21/18  |
| * Never Has Happened *                                     | FOUR OR MORE INTERCEPTION GAME    | * Never Has Happened *                                   |
| * Never Has Happened *                                     | THREE INTERCEPTION GAME           | * Never Has Happened *                                   |
| * Never Has Happened *                                     | TWO INTERCEPTION GAME             | * Never Has Happened *                                   |
| * Never Has Happened *                                     | SEVEN+ INTERCEPTIONS THROWN       | * Never Has Happened *                                   |
| * Never Has Happened *                                     | SIX INTERCEPTIONS THROWN          | * Never Has Happened *                                   |
| * Never Has Happened *                                     | FIVE INTERCEPTIONS THROWN         | * Never Has Happened *                                   |
| * Never Has Happened *                                     | FOUR INTERCEPTIONS THROWN         | 4 ints, Brett Favre @ Green Bay, 01/09/05                |
| 3 ints, Daunte Culpepper @ N.Y. Giants, 01/14/01           | THREE INTERCEPTIONS THROWN        | * Never Has Happened *                                   |
| 2 ints, Case Keenum @ Philadelphia, 01/21/18               | TWO INTERCEPTIONS THROWN          | 2 ints, Drew Brees vs. New Orleans, 01/14/18             |
| RUSHING  |                                   |  |
| * Never Has Happened *                                     | 300 YARDS RUSHING                 | * Never Has Happened *                                   |
| * Never Has Happened *                                     | 200+ YARDS RUSHING                | * Never Has Happened *                                   |
| * Never Has Happened *                                     | 200 YARDS RUSHING                 | * Never Has Happened *                                   |
| * Never Has Happened *                                     | 150-199 YARDS RUSHING             | * Never Has Happened *                                   |
| 122 yards, Adrian Peterson @ New Orleans, 01/24/10         | 100 YARDS RUSHING                 | 105 yards, Tevin Coleman @ San Francisco, 01/11/20       |
| 122 yards, Adrian Peterson @ New Orleans, 01/24/10         | 100-149 YARDS RUSHING             | 105 yards, Tevin Coleman @ San Francisco, 01/11/20       |
| * Never Has Happened *                                     | TWO 100-YARD RUSHERS              | * Never Has Happened *                                   |
| * Never Has Happened *                                     | FIVE TOUCHDOWNS RUSHING           | * Never Has Happened *                                   |
| * Never Has Happened *                                     | FOUR TOUCHDOWNS RUSHING           | * Never Has Happened *                                   |
| 3 tds, Adrian Peterson: (19, 1, 2) @ New Orleans, 01/24/10 | THREE TOUCHDOWNS RUSHING          | * Never Has Happened *                                   |
| 2 tds, Dalvin Cook: (5, 1) @ New Orleans, 01/05/20         | TWO TOUCHDOWNS RUSHING            | 2 tds, Saquon Barkley: (28, 2) vs. N.Y. Giants, 01/15/23 |
| * Never Has Happened *                                     | TWO PLAYERS WITH TWO TD RUSHING   | * Never Has Happened *                                   |
| * Never Has Happened *                                     | THREE PLAYERS WITH ONE TD RUSHING | * Never Has Happened *                                   |
| * Never Has Happened *                                     | 150 YARDS RUSHING                 | * Never Has Happened *                                   |
| * Never Has Happened *                                     | 30+ RUSHING ATTEMPTS              | * Never Has Happened *                                   |
| 60 yards, Dalvin Cook vs. N.Y. Giants, 01/15/23            | 50-74 YARD RUSHING                | 53 yards, Saquon Barkley vs. N.Y. Giants, 01/15/23       |
| 94 yards, Dalvin Cook @ New Orleans, 01/05/20              | 75+ YARD RUSHING                  | 78 yards, Daniel Jones vs. N.Y. Giants, 01/15/23         |
| * Never Has Happened *                                     | 30-39 RUSHING ATTEMPTS            | * Never Has Happened *                                   |
| * Never Has Happened *                                     | 40+ RUSHING ATTEMPTS              | * Never Has Happened *                                   |
| * Never Has Happened *                                     | 400 YARDS RUSHING (TEAM)          | * Never Has Happened *                                   |
| * Never Has Happened *                                     | 300 YARDS RUSHING (TEAM)          | * Never Has Happened *                                   |

# THE LAST TIME - PLAYOFFS

|                        |                              |                        |
|------------------------|------------------------------|------------------------|
| * Never Has Happened * | 200 YARDS RUSHING (TEAM)     | * Never Has Happened * |
| * Never Has Happened * | 200-299 YARDS RUSHING (TEAM) | * Never Has Happened * |
| * Never Has Happened * | 200+ YARDS RUSHING (TEAM)    | * Never Has Happened * |
| * Never Has Happened * | 300+ YARDS RUSHING (TEAM)    | * Never Has Happened * |

## RECEIVING

|   |                                    |   |
|---|------------------------------------|---|
| 188 yards/106 yards, Randy Moss/Cris Carter @ St. Louis, 01/16/00 | TWO 100-YARD RECEIVERS             | * Never Has Happened *                                  |
| * Never Has Happened *  | 200 YARDS RECEIVING                | * Never Has Happened *                                  |
| 129 yards, T.J. Hockenson vs. N.Y. Giants, 01/15/23               | 100 YARDS RECEIVING                | 105 yards, Isaiah Hodgins vs. N.Y. Giants, 01/15/23     |
| * Never Has Happened *  | FOUR TOUCHDOWN RECEPTIONS          | * Never Has Happened *                                  |
| * Never Has Happened *  | FIVE TOUCHDOWN RECEPTIONS          | * Never Has Happened *                                  |
| 3 tds, Sidney Rice: (47, 16, 45) vs. Dallas, 01/17/10             | THREE TOUCHDOWN RECEPTIONS         | * Never Has Happened *                                  |
| 2 tds, Randy Moss: (20, 34) @ Green Bay, 01/09/05                 | TWO TOUCHDOWN RECEPTIONS           | 2 tds, Alshon Jeffery: (53, 5) @ Philadelphia, 01/21/18 |
| * Never Has Happened *  | TWO PLAYERS WITH TWO TD RECEPTIONS | * Never Has Happened *                                  |
| 188 yards, Randy Moss @ St. Louis, 01/16/00                       | 150 YARDS RECEIVING                | 163 yards, Raghbir Ismail vs. Dallas, 01/09/00          |
| 10 , T.J. Hockenson vs. N.Y. Giants, 01/15/23                     | 10 OR MORE RECEPTIONS              | 10 , Jason Witten vs. Dallas, 01/17/10                  |
| 129 yards, T.J. Hockenson vs. N.Y. Giants, 01/15/23               | 100-149 YARDS RECEIVING            | 105 yards, Isaiah Hodgins vs. N.Y. Giants, 01/15/23     |
| 188 yards, Randy Moss @ St. Louis, 01/16/00                       | 150-199 YARDS RECEIVING            | 155 yards, Ike Hilliard @ N.Y. Giants, 01/14/01         |
| * Never Has Happened *  | 200-299 YARDS RECEIVING            | * Never Has Happened *                                  |
| * Never Has Happened *  | 300+ YARDS RECEIVING               | * Never Has Happened *                                  |

## COMBINED YARDS

|  |   |  |
|--|---|--|
| 122 yards/310 yards, Adrian Peterson/Brett Favre @ New Orleans, 01/24/10                           | 100-YARD RUSHER AND 300-YARD PASSER                 | * Never Has Happened *   |
| 137 yards/318 yards, Stefon Diggs/Case Keenum vs. New Orleans, 01/14/18                            | 100-YARD RECEIVER AND 300-YARD PASSER               | 105 yards/301 yards, Isaiah Hodgins/Daniel Jones vs. N.Y. Giants, 01/15/23 |
| 122 yards/102 yards, Adrian Peterson/Bernard Berrian @ New Orleans, 01/24/10                       | 100-YARD RUSHER AND 100-YARD RECEIVER               | * Never Has Happened *   |
| 122 yards/310 yards/102 yards, Adrian Peterson/Brett Favre Bernard Berrian @ New Orleans, 01/24/10 | 100-YARD RUSHER, 300-YARD PASSER, 100-YARD RECEIVER | * Never Has Happened *   |
| * Never Has Happened *   | 100-YARD RUSHER/TWO 100-YARD RECEIVERS              | * Never Has Happened *   |
| 188/106 yards/423 yards, Randy Moss/Cris Carter/Jeff George @ St. Louis, 01/16/00                  | TWO 100-YARD RECEIVERS/300-YARD PASSER              | * Never Has Happened *   |

## DEFENSE

|  |   |   |
|--|---|---|
| * Never Has Happened *                         | INTERCEPTED PASS RETURNED FOR A TOUCHDOWN | 50 yards, Patrick Robinson: (6:42) (Shotgun) 7-C.Keenum pass short right intended for 19-A.Thielen INTERCEPTED by 21-P.Robinson (56-C.Long) at 50. 21-P.Robinson for 50 yards, TOUCHDOWN. Quarterback's arm hit by #56 Chris Long. @ Philadelphia, 01/21/18 |
| * Never Has Happened *                         | FUMBLE RETURNED FOR A TOUCHDOWN           | * Never Has Happened *  |
| * Never Has Happened *                         | SAFETY SCORED                             | * Never Has Happened *  |
| * Never Has Happened *                         | SHUTOUT                                   | N.Y. Giants 41, Minnesota 0 @ N.Y. Giants, 01/14/01   |
| * Never Has Happened *                         | FIVE+ SACK GAME                           | * Never Has Happened *  |
| * Never Has Happened *                         | SIX+ SACK GAME                            | * Never Has Happened *  |
| * Never Has Happened *                         | FIVE SACK GAME                            | * Never Has Happened *  |
| * Never Has Happened *                         | FOUR SACK GAME                            | * Never Has Happened *  |
| 3.0 sk, Ray Edwards vs. Dallas, 01/17/10       | THREE SACK GAME                           | * Never Has Happened *  |
| 2.0 sk, Jared Allen vs. Philadelphia, 01/04/09 | TWO SACK GAME                             | 2.0 sk, Nick Bosa @ San Francisco, 01/11/20   |
| * Never Has Happened *                         | TWO INTERCEPTIONS BY TEAMMATES            | * Never Has Happened *  |
| * Never Has Happened *                         | TWO OPPONENT FUMBLE RECOVERIES            | * Never Has Happened *  |

## THE LAST TIME - PLAYOFFS

|   |                                 |   |
|---|---------------------------------|---|
| * Never Has Happened *  | 70+ YARD INTERCEPTION RETURN    | * Never Has Happened *  |
| * Never Has Happened *  | TWO INTERCEPTIONS               | * Never Has Happened *  |
| * Never Has Happened *  | THREE INTERCEPTIONS             | * Never Has Happened *  |
| * Never Has Happened *  | FOUR INTERCEPTIONS              | * Never Has Happened *  |
| 21 yards, San Francisco 27, Minnesota 10 @ San Francisco, 01/11/20  | LESS THAN 25 RUSHING YARDS      | * Never Has Happened *  |
| 21 yards, San Francisco 27, Minnesota 10 @ San Francisco, 01/11/20  | LESS THAN 50 RUSHING YARDS      | 31 yards, L.A. Rams 49, Minnesota 37 @ St. Louis, 01/16/00          |
| 97 yards, Minnesota 26, New Orleans 20 @ New Orleans, 01/05/20      | LESS THAN 100 RUSHING YARDS     | 61 yards, N.Y. Giants 31, Minnesota 24 vs. N.Y. Giants, 01/15/23    |
| * Never Has Happened *  | LESS THAN 50 NET PASSING YARDS  | * Never Has Happened *  |
| 60 yards, N.Y. Giants 41, Minnesota 0 @ N.Y. Giants, 01/14/01       | LESS THAN 100 NET PASSING YARDS | * Never Has Happened *  |
| 126 yards, San Francisco 27, Minnesota 10 @ San Francisco, 01/11/20 | LESS THAN 150 NET PASSING YARDS | 122 yards, San Francisco 27, Minnesota 10 @ San Francisco, 01/11/20 |
| * Never Has Happened *  | LESS THAN 150 YARDS NET OFFENSE | 147 yards, San Francisco 27, Minnesota 10 @ San Francisco, 01/11/20 |
| * Never Has Happened *  | LESS THAN 200 YARDS NET OFFENSE | 147 yards, San Francisco 27, Minnesota 10 @ San Francisco, 01/11/20 |
| 226 yards, Seattle 10, Minnesota 9 vs. Seattle, 01/10/16            | LESS THAN 300 YARDS NET OFFENSE | 147 yards, San Francisco 27, Minnesota 10 @ San Francisco, 01/11/20 |
| * Never Has Happened *  | FORCED FOUR TURNOVERS           | 4 to, Minnesota 31, Green Bay 17 @ Green Bay, 01/09/05              |
| 5 to, New Orleans 31, Minnesota 28 @ New Orleans, 01/24/10          | FORCED FIVE+ TURNOVERS          | * Never Has Happened *  |
| 2 to, San Francisco 27, Minnesota 10 @ San Francisco, 01/11/20      | AT LEAST ONE TURNOVER           | 2 to, San Francisco 27, Minnesota 10 @ San Francisco, 01/11/20      |
| 3 to, Minnesota 34, Dallas 3 vs. Dallas, 01/17/10                   | FORCED THREE+ TURNOVERS         | 3 to, Philadelphia 38, Minnesota 7 @ Philadelphia, 01/21/18         |

### SPECIAL TEAMS

|  |   |   |
|--|---|---|
| * Never Has Happened *   | KICKOFF RETURNED FOR A TOUCHDOWN            | 95 yards, Tony Horne: 17-M.Berger kicks 65 yards from MIN 30 to SL 5. 82-T.Horne for 95 yards, TOUCHDOWN. @ St. Louis, 01/16/00       |
| * Never Has Happened *   | PUNT RETURNED FOR A TOUCHDOWN               | * Never Has Happened *  |
| * Never Has Happened *   | BLOCKED FIELD GOAL RETURNED FOR A TOUCHDOWN | * Never Has Happened *  |
| * Never Has Happened *   | BLOCKED PUNT RETURNED FOR A TOUCHDOWN       | * Never Has Happened *  |
| 53 yards, Kai Forbath: (1:34) (Field Goal formation) 2-K.Forbath 53 yard field goal is GOOD, Center-44-J.Overbaugh, Holder-4-R.Quigley. vs. New Orleans, 01/14/18  | MADE FIELD GOAL OF 50 YARDS OR LONGER       | 51 yards, David Akers: (:02) 2-D.Akers 51 yard field goal is GOOD, Center-46-J.Dorenbos, Holder-6-S.Rocca. vs. Philadelphia, 01/04/09 |
| 27 yards, Morten Andersen: (7:31) 7-M.Andersen 27 yard field goal is BLOCKED, Center-46-C.Loeffler, Holder-12-G.Frerotte, recovered by MIN-85-J.Wiggins at GB 12. 85-J.Wiggins to GB 12 for no gain (50-H.Navies). @ Green Bay, 01/09/05 | BLOCKED FIELD GOAL                          | * Never Has Happened *  |
| * Never Has Happened *   | BLOCKED PUNT                                | * Never Has Happened *  |
| * Never Has Happened *   | MISSED POINT AFTER TOUCHDOWN ATTEMPT        | * Never Has Happened *  |
| * Never Has Happened *   | POINT AFTER TOUCHDOWN ATTEMPT BLOCKED       | * Never Has Happened *  |
| Cris Carter: 1-G.Anderson kicks inside 7 yards from MIN 30 to MIN 37, impetus ends at MIN 40. RECOVERED by MIN-80-C.Carter. @ St. Louis, 01/16/00  | SUCCESSFUL ONSIDE KICK                      | * Never Has Happened *  |
| * Never Has Happened *   | FIVE FIELD GOALS                            | * Never Has Happened *  |
| * Never Has Happened *   | SIX FIELD GOALS                             | * Never Has Happened *  |

# THE LAST TIME - PLAYOFFS

53 yards, Kai Forbath: (1:34) (Field Goal formation) 2-K.Forbath 53 yard field goal is GOOD, Center-44-J.Overbaugh, Holder-4-R.Quigley. vs. New Orleans, 01/14/18

50-59 YARD FIELD GOAL

51 yards, David Akers: (2:00) 2-D.Akers 45 yard field goal is GOOD, Center-46-J.Dorenbos, Holder-6-S.Rocca. vs. Philadelphia, 01/04/09

|  |   |   |
|--|---|---|
| * Never Has Happened *   | FOUR FIELD GOALS                                | 4 fg, David Akers: (43, 51, 31, 45) vs. Philadelphia, 01/04/09      |
| * Never Has Happened *   | 60+ YARD FIELD GOAL                             | * Never Has Happened *  |
| 3 fg, Kai Forbath: (20, 49, 53) vs. New Orleans, 01/14/18  | THREE FIELD GOALS                               | * Never Has Happened *  |
| * Never Has Happened *   | 50-69 YARD PUNT RETURN                          | 62 yards, DeSean Jackson vs. Philadelphia, 01/04/09                 |
| * Never Has Happened *   | 70-89 YARD PUNT RETURN                          | * Never Has Happened *  |
| 61 yds, Ryan Wright vs. N.Y. Giants, 01/15/23  | 60-69 YARD PUNT                                 | 63 yds, Thomas Morstead @ New Orleans, 01/24/10                     |
| * Never Has Happened *   | 90+ YARD PUNT RETURN                            | * Never Has Happened *  |
| * Never Has Happened *   | 70+ YARD PUNT                                   | * Never Has Happened *  |
| * Never Has Happened *   | 50-69 YARD KICKOFF RETURN                       | 54 yards, Deonte Harty @ New Orleans, 01/05/20                      |
| * Never Has Happened *   | PUNTED 10+ TIMES                                | * Never Has Happened *  |
| * Never Has Happened *   | 70-89 YARD KICKOFF RETURN                       | * Never Has Happened *  |
| * Never Has Happened *   | 90+ YARD KICKOFF RETURN                         | 95t yards, Tony Horne @ St. Louis, 01/16/00                         |
| <b>TEAM/MISCELLANEOUS</b>  |   |   |
| * Never Has Happened *   | 500 TOTAL YARDS OF OFFENSE                      | 518 yards, N.Y. Giants 518, Minnesota 114 @ N.Y. Giants, 01/14/01   |
| 403 yards, Minnesota 403, New Orleans 358 vs. New Orleans, 01/14/18  | 400 TOTAL YARDS OF OFFENSE                      | 431 yards, N.Y. Giants 431, Minnesota 332 vs. N.Y. Giants, 01/15/23 |
| * Never Has Happened *   | TOUCHDOWN ON OFFENSE, DEFENSE AND SPECIAL TEAMS | * Never Has Happened *  |
| Leroy Hoard: TWO-POINT CONVERSION ATTEMPT. 44-L.Hoard rushes right guard. ATTEMPT SUCCEEDS. @ St. Louis, 01/16/00            | MADE TWO-POINT CONVERSION                       | * Never Has Happened *  |
| Case Keenum: (Run formation) TWO-POINT CONVERSION ATTEMPT. 7-C.Keenum rushes knees. ATTEMPT FAILS. vs. New Orleans, 01/14/18 | FAILED TWO-POINT CONVERSION                     | * Never Has Happened *  |
| * Never Has Happened *   | 50 POINTS                                       | * Never Has Happened *  |
| * Never Has Happened *   | 40 POINTS                                       | N.Y. Giants 41, Minnesota 0 @ N.Y. Giants, 01/14/01                 |
| Minnesota 26, New Orleans 20 @ New Orleans, 01/05/20   | OVERTIME WIN                                    | New Orleans 31, Minnesota 28 @ New Orleans, 01/24/10                |
| New Orleans 31, Minnesota 28 @ New Orleans, 01/24/10   | OVERTIME LOSS                                   | Minnesota 26, New Orleans 20 @ New Orleans, 01/05/20                |
| * Never Has Happened *   | OVERTIME TIE                                    | * Never Has Happened *  |
| * Never Has Happened *   | 20 FIRST-QUARTER POINTS                         | * Never Has Happened *  |
| * Never Has Happened *   | 20 SECOND-QUARTER POINTS                        | N.Y. Giants 20, Minnesota 0 @ N.Y. Giants, 01/14/01                 |
| * Never Has Happened *   | 20 THIRD-QUARTER POINTS                         | L.A. Rams 21, Minnesota 0 @ St. Louis, 01/16/00                     |
| Minnesota 20, L.A. Rams 14 @ St. Louis, 01/16/00   | 20 FOURTH-QUARTER POINTS                        | * Never Has Happened *  |
| * Never Has Happened *   | SHUTOUT AT HOME                                 | * Never Has Happened *  |
| * Never Has Happened *   | SHUTOUT ON THE ROAD                             | N.Y. Giants 41, Minnesota 0 @ N.Y. Giants, 01/14/01                 |
| * Never Has Happened *   | OVERTIME WIN AT HOME                            | * Never Has Happened *  |
| Minnesota 26, New Orleans 20 @ New Orleans, 01/05/20   | OVERTIME WIN ON THE ROAD                        | New Orleans 31, Minnesota 28 @ New Orleans, 01/24/10                |
| 10 pen, L.A. Rams 49, Minnesota 37 @ St. Louis, 01/16/00   | 10 PENALTIES                                    | 10 pen, L.A. Rams 49, Minnesota 37 @ St. Louis, 01/16/00            |



# THE LAST TIME - PLAYOFFS

|   |  |  |
|---|--|--|
| 3 td, N.Y. Giants 31, Minnesota 24<br>(8:26) B.Brandel reported in as eligible. K.Cousins up the middle for 1 yard, TOUCHDOWN.<br>(:50) (Shotgun) K.Cousins pass short middle to K.Osborn for 9 yards, TOUCHDOWN.<br>(7:50) (Shotgun) K.Cousins pass short left to I.Smith for 3 yards, TOUCHDOWN. Penalty on NYG-J.Davis, Defensive Offside, declined. vs. N.Y. Giants, 01/15/23 | THREE TOTAL TOUCHDOWNS                 | 3 td, San Francisco 27, Minnesota 10<br>(9:33) (Shotgun) J.Garoppolo pass short middle to K.Bourne for 3 yards, TOUCHDOWN.<br>(7:13) T.Coleman left tackle for 1 yard, TOUCHDOWN.<br>(4:57) (Shotgun) T.Coleman right guard for 2 yards, TOUCHDOWN. @ San Francisco, 01/11/20  |
| 0 to, N.Y. Giants 31, Minnesota 24 vs. N.Y. Giants, 01/15/23  | NO TURNOVERS                           | 0 to, N.Y. Giants 31, Minnesota 24 vs. N.Y. Giants, 01/15/23   |
| 4 td, New Orleans 31, Minnesota 28<br>(9:41) A.Peterson left guard for 19 yards, TOUCHDOWN.<br>(2:16) (Shotgun) B.Favre pass short middle to S.Rice for 5 yards, TOUCHDOWN. Pass 5, YAC 0<br>(7:40) A.Peterson left end for 1 yard, TOUCHDOWN.<br>(5:03) A.Peterson left guard for 2 yards, TOUCHDOWN.<br>@ New Orleans, 01/24/10   | FOUR TOTAL TOUCHDOWNS                  | 4 td, N.Y. Giants 31, Minnesota 24<br>(5:19) S.Barkley left end for 28 yards, TOUCHDOWN.<br>(1:08) (Shotgun) D.Jones pass short middle to I.Hodgins for 14 yards, TOUCHDOWN.<br>(11:42) D.Jones pass short left to D.Bellinger for 9 yards, TOUCHDOWN.<br>(7:52) S.Barkley up the middle for 2 yards, TOUCHDOWN. vs. N.Y. Giants, 01/15/23 |
| * Never Has Happened *  | OVER 40:00 TIME OF POSSESSION (NON-OT) | 42:22 TOP, N.Y. Giants 41, Minnesota 0 @ N.Y. Giants, 01/14/01   |
| vs. N.Y. Giants, 01/15/23   | NO SACKS/NO INTERCEPTIONS ALLOWED      | * Never Has Happened *   |
| * Never Has Happened *  | SCORE TOUCHDOWN IN EACH QUARTER        | (7, 17, 7, 7 Points), Philadelphia 38, Minnesota 7 @ Philadelphia, 01/21/18  |
| * Never Has Happened *  | 30 ONE-HALF POINTS                     | 34 (first half), N.Y. Giants 41, Minnesota 0 @ N.Y. Giants, 01/14/01   |
| Minnesota 34, Dallas 3 vs. Dallas, 01/17/10   | WON GAME BY 20+ POINTS                 | Philadelphia 38, Minnesota 7 @ Philadelphia, 01/21/18  |

## VIKINGS LORE

**FRANCHISE FOUNDED** – Minnesota was granted an NFL franchise at the league owners' meetings in Miami on Jan. 28, 1960. The team began play in 1961. The founding group consisted of Max Winter, E. William Boyer, H.P. Skoglund, Ole Haugrud and Bernard H. Ridder, Jr.

**ROSE NAMED GENERAL MANAGER** – In August 1960, former Los Angeles Rams Public Relations Director Bert Rose was named the team's first General Manager.

**TEAM NICKNAMED** – In one of his first moves with the team, Bert Rose recommended the nickname "Vikings" to the Board of Directors. The name was selected because it represented both an aggressive person with the will to win and the Nordic tradition in the upper Midwest.

**FIRST COLLEGE DRAFT** – On Dec. 27, 1960, RB Tommy Mason of Tulane was taken with the 1st overall choice and the first-ever draft pick utilized by the Vikings. Also selected that year were QB Fran Tarkenton (3rd round) and DB Ed Sharockman (5th round).

**FIRST HEAD COACH** – Norm Van Brocklin was selected as the first head coach in franchise history on Jan. 18, 1961. He retired as a player in 1960 after 12 seasons in the NFL as a Hall of Fame QB who led Philadelphia to the NFL title in his final season on the field in 1960. Known as "The Dutchman" his tenacious style was infamous as a player and coach.

**EXPANSION DRAFT** – Following the 1960 season, the Vikings were allowed to select 3 players from the roster of each team after each team was allowed to protect 30 of their 38 players. Dallas, a 1960 expansion team, was exempt from this process. Among the future Vikings stalwarts selected in the Jan. 26, 1961 Expansion Draft were OL Grady Alderman (Detroit) and RB Hugh McElhenny (San Francisco).

**ASSIGNED CONFERENCE** – On April 12, 1961, the NFL assigned the Vikings to the Western Conference. Minnesota joined Baltimore, Chicago, Detroit, Green Bay, Los Angeles and San Francisco in the conference.

**TRAINING CAMP OPENS IN BEMIDJI** – The fledgling Vikings opened their debut training camp on the campus of Bemidji State University on July 7, 1961.

**FIRST GAME** – In the first game in franchise history, the Vikings played the Dallas Cowboys in a preseason game in Sioux Falls, SD, on Aug. 5, 1961. The Cowboys defeated the Vikings, 38-13.

**FIRST HOME GAME** – The Minnesota Vikings played the Los Angeles Rams in preseason action at Metropolitan Stadium in Bloomington, MN, on Sept. 10, 1961, the team's first game in the Twin Cities. The Rams defeated the Vikings, 21-17.

**FIRST REGULAR-SEASON GAME** – In a stunning upset, the Vikings defeated the Chicago Bears, 37-13, at Metropolitan Stadium in the Vikings' first NFL regular-season game on Sept. 17, 1961. Kicker Mike Mercer scored the first points in team history with a 12-yard field goal. Bob Schnelker scored the team's first touchdown on a 14-yard pass from Fran Tarkenton. In his NFL debut Tarkenton came off the bench to complete 17-of-23 passes for 250 yards and 4 touchdowns.

**FIRST PRO BOWLERS** – On Jan. 14, 1962, RB Hugh McElhenny and WR Jerry Reichow became the first Vikings to compete in the Pro Bowl. They were part of the Western Conference All-Stars who beat the Eastern Conference squad, 31-30, at the Los Angeles Coliseum.

**FIRST ALL-PRO** – In 1963 RB Tommy Mason, who was the team's first ever draft choice, was the first Vikings player to earn All-Pro recognition. He was a consensus pick after rushing for 763 yards and 7 TDs on 166 carries (4.6 avg.).

**FLATLEY HONORED** – Rookie WR Paul Flatley capped an impressive debut season by earning NFL Rookie of the Year honors from AP and UPI. Flatley

hauled in 51 passes for 867 yards and 4 TDs on the season.

**FINKS HIRED** – On Sept. 11, 1964, Jim Finks was named the team's second general manager, succeeding Bert Rose, who resigned in June, 1964. Finks previously had served as general manager for Calgary of the Canadian Football League for 7 years.

**FIRST WINNING SEASON** – Minnesota won its first 3 regular-season games in 1964 to achieve the first winning season in team history with an 8-5-1 record. The Vikings tied for 2nd in the NFL Western Conference behind the Baltimore Colts.

**MET EXPANDED** – A new grandstand was constructed on the east side of Metropolitan Stadium that increased capacity from 41,200 to 47,200. The new seats were formally dedicated on Aug. 20, 1965, when Minnesota played Philadelphia in a preseason game.

**NFL RE-ALIGNED** – On Dec. 2, 1966, Minnesota, Chicago, Detroit and Green Bay were chosen to make up the newly-formed Central Division of the Western Conference of the NFL.

**VAN BROCKLIN RESIGNS** – After compiling a 29-51-4 record while leading the Vikings in their first six years of existence, Head Coach Norm Van Brocklin resigned in Feb. 11, 1967. His best season was 1964, when he led the team to a tie for 2nd place in the NFL Western Conference with an 8-5-1 record.

**TARKENTON TRADED** – On March 7, 1967, QB Fran Tarkenton is traded to the NY Giants for a 1st and 2nd-round choice in 1967, a 1st-round choice in '68 and a 2nd-round choice in '69. With the picks Minnesota selected Clinton Jones and Bob Grim in '67, Ron Yary in '68 and Ed White in '69.

**GRANT NAMED HEAD COACH** – Bud Grant was named the 2nd head coach in Vikings history on March 10, 1967. He came to Minnesota after leading the Winnipeg Blue Bombers to 4 Grey Cup titles in 10 years as head coach.

**FIRST DIVISION TITLE** – On Dec. 15, 1968, the Vikings defeated the Philadelphia Eagles, 24-17, at Franklin Field then retired to the dressing room to listen to the Chicago-Green Bay game on the radio. Minnesota needed the Bears to lose to clinch the Vikings' 1st Division title. Chicago tried to rally from a 28-10 4th quarter deficit but eventually fell 28-17.

**FIRST PLAYOFF GAME** – On Dec. 22, 1968, in the first playoff game in franchise history, the Colts defeated the Vikings, 24-14, in the Western Conference Championship Game at Baltimore's Memorial Stadium. Minnesota trailed 21-0 in the 4th quarter. The Vikings rallied but fell short.

**SECOND DIVISION TITLE** – On Nov. 27, 1969, the Vikings shut out Detroit, 27-0, at Tiger Stadium to clinch the franchise's 2nd division title. The victory over the Lions was the 10th of a 12-game win streak, the longest in the NFL in 35 years. Minnesota finished the season with the NFL's best record (12-2) of '69.

**FIRST PLAYOFF WIN** – On Dec. 27, 1969, in the 1st playoff game in Minnesota, the Vikings came back to defeat the LA Rams, 23-20, in the Western Conference Championship. Minnesota overcame deficits of 17-7 at half and 20-14 in the 4th quarter for the 1st postseason win.

**FIRST NFL CHAMPIONSHIP GAME** – The Vikings defeated the Browns, 27-7, in the NFL Championship Game on Jan. 4, 1970, at Metropolitan Stadium. Minnesota became the 1st modern NFL expansion team to win an NFL Championship Game. The Vikings dominated the game, leading 27-0 at one point.

**FIRST SUPER BOWL** – On Jan. 11, 1970, the Vikings lost to Kansas City, 23-7, in Super Bowl IV at Tulane Stadium in New Orleans. Not only was the game the 1st Super Bowl in franchise history, but it was the 1st Super Bowl played by a modern expansion team.

**AFL-NFL MERGER LEADS TO RE-ALIGNMENT** – In January 1970 the modern NFL was divided into the

American Conference (AFC) and National Conference (NFC) with an Eastern, Central and Western Division in each Conference. Minnesota is assigned to the NFC Central with foes Chicago, Detroit and Green Bay.

**THIRD DIVISION TITLE** – On Dec. 5, 1970, the Vikings defeated the Bears, 16-13, at Metropolitan Stadium to clinch their 3rd straight division title. Minnesota hosted San Francisco in a divisional playoff game but lost, 17-14. For the 2nd consecutive season, the Vikings had the league's best record with a 12-2 mark.

**FOURTH DIVISION TITLE** – On Dec. 11, 1971, the Vikings defeated the Lions, 29-10, at Metropolitan Stadium to clinch their 4th-straight division title. Minnesota finished the year with an 11-3 mark, which tied Dallas for the league's best record in '71. The Vikings lost to the eventual Super Bowl champion Cowboys, 20-12, in a divisional playoff game at Metropolitan Stadium.

**PAGE NAMED NFL'S MVP** – In 1971 Alan Page became the first defensive player to be named the Most Valuable Player of the National Football League by the Associated Press. Page headed a Vikings defense that held opponents to fewer than 10 points a game to lead the league in scoring defense for the 3rd consecutive year.

**VIKINGS RE-ACQUIRE TARKENTON** – On January 27, 1972 the Vikings traded Norm Snead, Bob Grim, Vince Clements and a 1st-round choice in '72 and '73 to the NY Giants for Fran Tarkenton.

**BOYER DIES** – On February 19, 1973 E. William Boyer passed away. He was one of the prime forces in the drive to bring an NFL franchise to Minnesota. Boyer was president of the Vikings from 1960-64 and sat on the Board of Directors for the first 12 years of the team's existence. He was replaced on the team's Board of Directors by his son-in-law Jack Steele.

**FIFTH DIVISION TITLE** – The Vikings began the '73 season with 9 straight victories and clinched the NFC Central championship before they even lost a game. Minnesota clinched the division crown by defeating Detroit, 28-7, at Metropolitan Stadium on Nov. 11, 1973. The Vikings finished with a 12-2 mark, which tied for the best record in the league that year.

**SECOND SUPER BOWL** – On Jan. 13, 1974, the Vikings played in the 2nd Super Bowl in franchise history against the Miami Dolphins at Rice Stadium in Houston, TX. The Dolphins prevailed, 24-7. Minnesota earned the trip to Super Bowl VIII by defeating Dallas, 27-10, in the NFC Championship game.

**FINKS RESIGNS** – After the 1973 season, Executive Vice President and General Manager Jim Finks resigned. Under Finks, who was hired in 1964, the Vikings won 5 division titles and appeared in two Super Bowls. He also hired Bud Grant as head coach in 1967.

**SIXTH DIVISION TITLE** – On Dec. 1, 1974, the Vikings clinched the NFC Central crown by defeating the Saints, 29-9, at Metropolitan Stadium, while the Packers lost, 36-14, at Philadelphia. Minnesota tied for the best record in the NFC with a 10-4 mark.

**THIRD SUPER BOWL** – The Vikings played in their 2nd straight Super Bowl, losing to the Pittsburgh Steelers, 16-6, at Tulane Stadium in New Orleans on Jan. 12, 1975. Minnesota earned a trip to Super Bowl IX by defeating the Los Angeles Rams, 14-10, at Metropolitan Stadium on Dec. 29, 1974.

**FRONT OFFICE CHANGES** – In the spring of 1975, Max Winter, one of the team's founders and its president since 1965, took over active management of the franchise. In addition, Mike Lynn, who was hired as an assistant to the president on Aug. 15, 1974, was named the team's general manager.

**SEVENTH DIVISION TITLE** – The Vikings clinched their 3rd straight NFC Central title and their 7th division championship in 8 years on Thanksgiving Day Nov. 27, 1975, when the Lions lost to the Rams, 20-0.

Minnesota won 10 consecutive games to start the season and finished the year with the best record (12-2) in the NFL. The Vikings were upset, 17-14, in the divisional playoffs at Metropolitan Stadium on Dec. 28, 1975, when the Dallas Cowboys scored on a last minute 50-yard touchdown pass.

**TARKENTON NAMED LEAGUE MVP** – Quarterback Fran Tarkenton was named the NFL's Most Valuable Player for 1975 after leading the Vikings to the league's best record (12-2). He led the NFC and finished 2nd in the NFL in passing with a 91.7 rating. He completed 273-of-425 passes for 2,994 yards and 25 TDs with 13 INTs.

**HAUGSRUD DIES** – Ole Haugsrud passed away on March 13, 1976. He was one of the prime forces in the drive to bring an NFL franchise to Minnesota. Haugsrud sat on the Board of Directors for 16 years of the team's existence. He was replaced on the team's Board of Directors by his widow Margaret Haugsrud.

**EIGHTH DIVISION TITLE** – The Vikings clinched their 4th consecutive NFC Central championship and their 8th division title in 9 years by defeating the Packers, 17-10, at Milwaukee County Stadium on Nov. 21, 1976. Minnesota finished the season with the best record in the NFC at 11-2-1.

**FOURTH SUPER BOWL** – The Vikings played in their 3rd Super Bowl in 4 years against the Oakland Raiders at the Rose Bowl in Pasadena, CA, on Jan. 9, 1977. Minnesota lost, 32-14. The Vikings earned a trip to Super Bowl XI by defeating the Rams, 24-13, at Metropolitan Stadium on Dec. 26, 1976, in what ended up being the last Vikings playoff game at the Met.

**KAPLAN NAMED TO BOARD** – In 1977 team attorney Sheldon Kaplan was named to the Vikings Board of Directors. He replaced Bernard H. Ridder, Jr., who was one of the team's 5 founders.

**NINTH DIVISION TITLE** – The Vikings clinched the NFC Central crown on the season's final weekend by defeating the Lions, 30-21, in Detroit on Dec. 17, 1977. Minnesota wrapped up its 5th straight NFC Central title and its 9th division crown in 10 seasons.

**FOURTH NFC CHAMPIONSHIP GAME** – On Jan. 1, 1978 the Vikings played Dallas in their 4th NFC Championship Game in 5 years at Texas Stadium. Minnesota lost 23-6 to the Super Bowl champs.

**CHANGES ON BOARD** – John Skoglund and Vikings General Manager Mike Lynn were named to the team's Board of Directors replacing Margaret Haugsrud and H.P. Skoglund, who was one of the team's founders and passed away on November 5, 1977. Haugsrud joined the board in 1976, replacing her husband Ole, who passed away.

**10TH DIVISION TITLE** – Despite losing in the regular-season finale to the Raiders, 27-20, on Dec. 17, 1978, at Oakland-Alameda County Coliseum, the Vikings captured the NFC Central title when the Packers, who played at the same time as Minnesota, lost to the Rams, 31-14, at the LA Coliseum. It was the Vikings' 6th straight NFC Central crown and their 10th division championship in 11 years.

**METRODOME GROUND BREAKING** – In December, 1979, ground was broken for construction of the Hubert H. Humphrey Metrodome in downtown Minneapolis. The stadium, designed to house both the Vikings and Twins, was scheduled to open in April, 1982.

**11TH DIVISION TITLE** – Minnesota clinched its 7th NFC Central title in 8 years by defeating the Browns, 28-23, at Met Stadium on Dec. 14, 1980. It also was the Vikings' 11th division title in 13 seasons. Minnesota lost to the NFC Champion Eagles, 31-16, at Veterans Stadium on Jan. 3, 1981 in the divisional playoffs.

**WINTER PARK OPENS** – On May 15, 1981, the Vikings moved into a new facility in Eden Prairie that houses the team's offices, locker room and practice fields. The complex was named "Winter Park" after Max Winter, one of the Vikings founders who served as the team's president from 1965-87.

**FAREWELL MET** – On Dec. 20, 1981, the Vikings hosted the Chiefs in Minnesota's final game at Metropolitan Stadium. The Vikings lost, 10-6. The final points at the stadium were scored on a 33-yard field goal by Minnesota kicker Rick Danmeier. The last Vikings touchdown at Met Stadium was scored on a 6-yard run by Ted Brown against Green Bay on Nov. 29, 1981.

**METRODOME OPENS** – The Vikings played their 1st game at the Metrodome in a preseason match-up against Seattle on Aug. 21, 1982. Minnesota prevailed, 7-3. The 1st touchdown in the new facility was scored by Joe Senser on an 11-yard pass from Tommy Kramer. The 1st regular-season game in the Metrodome was the 1982 opener on September 12, when the Vikings defeated Tampa Bay, 17-10. Rickey Young scored the 1st regular-season touchdown in the facility on a 3-yard run in the 2nd quarter.

**12TH PLAYOFF APPEARANCE** – In a strike-shortened 9-game 1982 season, the Vikings won 3-of-their-last-4 regular-season games to earn a post-season berth.

**FIRST DOME PLAYOFF GAME** – On Jan. 9, 1983, the Vikings defeated Atlanta, 30-24, in a 1st-round game that was the 1st playoff matchup in the Metrodome. Minnesota lost to the eventual Super Bowl Champion Redskins, 21-7, in the NFC semi-finals at RFK Stadium on Jan. 15, 1983.

**GRANT RETIRES** – On Jan. 27, 1984, Bud Grant retired as Head Coach of the Vikings. In 17 seasons Grant led Minnesota to 12 playoff appearances, 11 division titles and 4 Super Bowls. His career regular-season record was 151-87-5 (.632).

**STECKEL HIRED** – Les Steckel, who was an offensive assistant with the Vikings for 5 seasons, was named the 3rd head coach in franchise history on Jan. 29, 1984. Steckel, who came to the Vikings in 1979 after working as an assistant with the 49ers, was the youngest head coach in the NFL in '84 at age 38.

**GRANT RETURNS** – On Dec. 18, 1984, Bud Grant was re-hired as head coach. He replaced Les Steckel who guided the team in 1984 after Grant retired following the 1983 season.

**GRANT RE-RETIRES** – On Jan. 6, 1986 following the 1985 season, Bud Grant retired as head coach of the Vikings. He originally retired after the 1983 season but returned in '85. At the time of his retirement he was the 6th winningest coach in NFL history with 168 career wins, including playoffs. In 18 seasons he led the team to a 158-96-5 regular-season record.

**BURNS HIRED** – Longtime Vikings assistant coach Jerry Burns was named the 4th head coach in team history on Jan. 6, 1986. He served as the Vikings offensive coordinator from 1968-85, when the team won 11 division titles and played in 4 Super Bowls.

**TARKENTON ENSHRINED** – On Aug. 2, 1986, Fran Tarkenton became the 1st player who spent the majority of his career with the Vikings to be inducted into the Pro Football Hall of Fame. He retired following the 1978 season with then NFL career records for passing yards (47,003), completions (3,686) and touchdown passes (342). He led the team to 6 NFC Central titles, 4 NFC Championship Games and 3 Super Bowls.

**13TH PLAYOFF APPEARANCE** – Despite a strike replacement unit that saddled the Vikings with 3 losses, the team made the playoffs as a wild-card entrant with an 8-7 record in 1987. It was the team's 1st postseason appearance under Jerry Burns.

**FIFTH NFC CHAMPIONSHIP GAME** – The Vikings played the Redskins in the NFC Championship Game on Jan. 17, 1988, at RFK Stadium. Trailing 17-10, the Vikings drove to the Redskins' 6-yard line with a little over a minute left in the game but failed to get the ball into the end zone. Minnesota upset New Orleans, 44-10, at the Superdome and San Francisco, 36-24, at Candlestick Park in the first 2 rounds of the playoffs to earn a trip to the conference title game.

**BOARD ADDS MEMBERS** – Four people were added to the Vikings Board of Directors in 1988. Joining Max

Winter, John Skoglund, Jack Steele, Sheldon Kaplan and Mike Lynn were Wheelock Whitney, Jaye Dyer, Irwin Jacobs and Carl Pohlad.

**PAGE ENSHRINED** – On July 30, 1988, Alan Page became the 2nd player who spent the majority of his career with the Vikings to be inducted into the Pro Football Hall of Fame. Drafted by Minnesota in the 1st round in 1967, Page made the Pro Bowl 9 times. In 1971 he became the 1st defensive player to be named the NFL's Most Valuable Player by Associated Press. Page played on teams that won 10 NFC Central titles and played in 4 Super Bowls.

**14TH PLAYOFF APPEARANCE** – The Vikings won 6-of-their-last-7 games in 1988 to earn a wild-card berth into the playoffs. Minnesota finished with an 11-5 record then defeated the Rams, 28-17, on December 26 in a first-round playoff game at the Metrodome. The Vikings fell the following week to eventual Super Bowl winner San Francisco at Candlestick Park.

**REMAINING FOUNDER LEAVES BOARD** – In 1989, Max Winter, the last of the original 5 Vikings' founders on the team's Board of Directors, left the board. He also served as the team's president from 1965-87. He was replaced on the board by Gerald Schwalbach.

**WALKER ACQUIRED** – On Oct. 12, 1989, the Vikings acquired Herschel Walker from Dallas for Issiac Holt, David Howard, Darrin Nelson, Jesse Solomon, Alex Stewart, a 1st-round choice in 1992, conditional 1st-round choices in 1990 and '91, conditional 2nd-round choices in 1990, '91 and '92, and a conditional 3rd-round choice in 1992. The final result of the trade gave the Vikings Walker, a 3rd (Mike Jones), 5th (Reggie Thornton) and 10th-round choice (Pat Newman) in 1990 and a 3rd-round choice in 1991 (Jake Reed), while Dallas received all 5 players, a 1st, 2nd and 6th-round choice in 1990, a 1st and 2nd-round choice in 1991 and a 1st, 2nd and 3rd-round choice in 1992.

**12TH DIVISION TITLE** – The Vikings captured their 12th division title since 1968 by defeating the Cincinnati Bengals, 29-21, at the Metrodome in a Monday night game on Christmas Day in 1989. It also was Minnesota's 15th postseason appearance in the past 22 years. The Vikings finished the season with a 10-6 record but lost to eventual Super Bowl Champion San Francisco, 41-13, at Candlestick Park in the divisional playoffs on Jan. 6, 1990.

**HEADRICK NAMED TEAM PRESIDENT** – On Jan. 1, 1991, Roger Headrick became president and CEO of the Vikings. He replaced Mike Lynn as the person in charge of day-to-day operations of the club. In addition Headrick and Philip Maas replaced Jack Steele and Sheldon Kaplan on the board of directors.

**BURNS RETIRES** – On Dec. 3, 1991, Jerry Burns announced his retirement effective at the end of the season. In 6 seasons as Head Coach of the Vikings, Burns compiled a career record of 52-43 (.547). He also led Minnesota to 3 playoff appearances, including a division title and an NFC Championship Game.

**CHANGES ON BOARD** – On Dec. 16, 1991, the team's ownership structure was reorganized. Irwin Jacobs and Carl Pohlad sold their shares to a group consisting of Vikings President/CEO Roger Headrick, John Skoglund, Jaye Dyer, Philip Maas, Mike Lynn, Wheelock Whitney, James Binger, Bud Grossman, Elizabeth MacMillan and Carol Sperry.

**GREEN NAMED HEAD COACH** – On Jan. 10, 1992, Dennis Green was named the 5th Head Coach in team history. He came to Minnesota after turning around a struggling Stanford University football program as head coach there from 1989-91.

**13TH DIVISION TITLE** – On Dec. 20, 1992 the Vikings defeated the Steelers, 6-3, at Three Rivers Stadium to earn the franchise's 13th division title. It also was Minnesota's 16th playoff season since 1968. Dennis Green also posted the most victories (11) and the 1st division title by a 1st-year head coach in team history.

**17TH PLAYOFF APPEARANCE** – In 1993, for the

first time since 1974, the Vikings won their final 3 regular-season games to earn a Wild-Card playoff berth. It was the team's 17th postseason appearance since 1968. Minnesota lost to the Giants, 17-10, in Giants Stadium in a first-round playoff game on Jan. 9, 1994.

**MOON ACQUIRED** — On April 14, 1994 the Vikings traded a 4th-round draft choice in 1994 and a 3rd-round draft choice in 1995 to the Houston Oilers for quarterback Warren Moon, who has thrown for more yardage and touchdowns as a professional than any other player. He set team season records for passing yards (4,264) in '94 and for completions (377) and touchdown passes (33) in '95.

**GRANT ENSHRINED** — On July 30, 1994, Bud Grant was inducted into the Pro Football Hall of Fame. He coached the Vikings from 1967-83 then again in '85. During his tenure Minnesota made the playoffs 12 times, won 11 division titles and played in 4 Super Bowls. Grant was the first person to be elected to the Pro Football Hall of Fame and the Canadian Football League Hall of Fame.

**14TH DIVISION TITLE** — On the final day of the 1994 regular season, the Vikings defeated the 49ers, 21-14, in a Monday night game to earn their 2nd NFC Central title in 3 seasons and their 3rd straight playoff berth. It also was Minnesota's 14th division title and 18th postseason appearance since 1968.

Dennis Green became only the 7th NFL coach to lead his team to the playoffs in his first 3 seasons.

**FINKS ENSHRINED** — Former Vikings General Manager Jim Finks was inducted into the Pro Football Hall of Fame on July 29, 1995. During his decade with Minnesota, the team won 5 division titles and appeared in 2 Super Bowls. Finks passed away on May 8, 1994, and was inducted posthumously, represented by his family.

**WINTER PASSES AWAY** — Max Winter, who served as the owner and President of the Vikings from 1965-87, passed away on July 26, 1996. He was one of the prime forces bringing an NFL franchise to Minnesota and was a big factor in the building of the Metrodome and attracting Super Bowl XXVI to the Twin Cities.

**19TH PLAYOFF APPEARANCE** — On Dec. 15, 1996, the Vikings defeated the Buccaneers, 21-10, in the Metrodome. After a Washington loss to Arizona later that day, Minnesota was guaranteed a playoff berth for the 19th time since 1968 and the 4th in 5 seasons under Dennis Green. The Vikings lost, 40-15, at Dallas in a first-round game on Dec. 28, 1996.

**20TH PLAYOFF APPEARANCE** — On Dec. 21, 1997, the Vikings beat the Colts in the regular season finale to reach the playoffs for the 20th time in team history and the 5th time in 6 seasons under Dennis Green. The Vikings went on the road and came back from 16 points down to defeat the NY Giants 23-22 at the Meadowlands on Dec. 27, 1997. It was the biggest comeback win in team playoff history and the 5th biggest postseason comeback in NFL history. The following week the Vikings lost, 38-22, to the San Francisco 49ers at 3Com Park in the Divisional Playoffs on Jan. 3, 1998.

**KRAUSE ENSHRINED** — On Aug. 1, 1998, Paul Krause was inducted into the Pro Football Hall of Fame. Krause played free safety with the Vikings from 1968-79 and the Redskins from 1964-67. He holds the NFL record for career interceptions with 81. Krause was selected to 8 Pro Bowls in his 15-year career.

**BOARD AGREES TO SELL** — On July 3, 1998, The Minnesota Vikings 10 owners voted unanimously to accept the bid of Texas businessman B.J. "Red" McCombs to purchase the Vikings.

**NFL APPROVES MCCOMBS** — On July 28, 1998, the NFL owners unanimously approved Red McCombs' purchase of the Vikings, finalizing the change of ownership from the 10 previous owners to sole ownership by McCombs.

**GREEN CONTRACT EXTENDED** — Head Coach Dennis Green received a 3-year contract extension

on September 5, the day before the 1998 opener vs. Tampa Bay.

**VIKINGS 15 WINS BEST IN TEAM HISTORY** — The Vikings won their 15th NFC Central Division title in 1998 and became only the 3rd team in NFL history to go 15-1 through the regular season with their 26-16 win at Tennessee in the regular season finale. The Vikings also established a new NFL scoring record with 556 points, breaking the mark of 541 set by the 1983 Redskins.

**SIXTH NFC CHAMPIONSHIP GAME** — The Vikings hosted Atlanta in the 6th NFC Championship game in franchise history with a berth in Super Bowl XXXIII on the line. The teams played to a 27-27 deadlock during regulation, forcing the game into overtime where the Falcons claimed a 30-27 win. It was the first NFC Championship game played in the Metrodome.

**22ND PLAYOFF APPEARANCE** — The Vikings turned their 1999 season around, winning eight of the final 10 games to finish 10-6 and host a 1st-round playoff game vs. Dallas. Robert Smith set a team post-season record with 140 rushing yards in the 27-10 win over the Cowboys. The Vikings fell 49-37 to eventual Super Bowl XXXIV champion St. Louis in the Divisional Round at the TWA Dome.

**CARTER NAMED MAN OF THE YEAR** — Cris Carter was honored as the first recipient of the Walter Payton NFL Man of the Year Award for civic involvement, charity work and displaying high character on January 29, 2000, in a ceremony during Super Bowl week in Atlanta. The award was re-named after Payton, a Hall of Fame running back who died in 1999.

**SMITH BREAKS TEAM RUSHING RECORD** — Robert Smith surpassed Chuck Foreman's 20-year-old career rushing record in the team's 28-16 win at Chicago (10/15/00). Smith ended his career with 6,818 yards. He also established a new team record with 1,521 rushing yards on the season and held the team record with 29 career 100-yard games at the time of his retirement.

**40TH ANNIVERSARY TEAM ANNOUNCED** — The Vikings celebrated their 40th season of NFL football in 2000, highlighted by a luncheon on November 30 to introduce the Vikings 40th Anniversary Team. That night the Vikings topped Detroit 24-17 and Cris Carter caught his 1,000th pass on a 4-yard TD from Daunte Culpepper. Carter was only the 2nd player in NFL history to record 1,000 career receptions.

**16TH DIVISION TITLE** — The Vikings overcame every critic's expectations in 2000 to post an 11-5 regular-season record, win the franchise's 16th NFC Central title and made the 23rd playoff appearance in team history, ending in the 7th NFC Championship game at Giants Stadium.

**YARY ENSHRINED** — On August 4, 2001, Ron Yary was enshrined in the Pro Football Hall of Fame. Yary played 14 seasons with Minnesota and played in 4 Super Bowls and 7 Pro Bowls during his career.

**TICE REPLACES GREEN** — On January 4, 2002, Mike Tice replaced Dennis Green on the sideline for the Vikings. Tice coached the 2001 regular season finale at Baltimore. Green assembled a 97-62 regular season record at the helm of the Vikings. Green led the team to 4 NFC Central Division titles and twice played in the NFC Championship game.

**TICE NAMED HEAD COACH** — On January 10, 2002 Mike Tice was named the 6th Head Coach in Vikings history. Tice is the 3rd of the 6 Vikings Head Coaches to be promoted from within the team's coaching ranks but is the 1st Head Coach to have played for the Vikings.

**NFL RE-ALIGNS** — The 2002 season marked the re-alignment of the NFL as the League expanded to 32 teams when the Houston Texans joined as an expansion franchise. The NFL re-aligned into 8 divisions of 4 teams each. The Vikings moved into the newly-formed NFC North after years in the NFC Central.

**VIKINGS LEAD NFL IN RUSHING** — The 2002 Vikings

led the NFL in rushing for the first time in team history with 2,507 yards for the season, an average of 156.7 yards per game. The team also established an NFL mark by becoming the 1st team to make a successful 2-point conversion to win a game when Daunte Culpepper scored on a 2-point run with :05 remaining in the game to give the Vikings a 32-31 win at New Orleans on December 15, 2002. Culpepper proved to be a dangerous runner himself in 2002, setting team records for attempts (106), yards (609) and rushing TDs (10) by a QB.

**VIKINGS OFFENSE RANKS #1** — The 2003 Vikings became the 1st squad in franchise history to finish the season with the #1 ranked offense in the NFL, averaging 393.4 yards per game and scoring an average of 26.0 points per game.

**ELLER ENSHRINED** — On August 8, 2004, Carl Eller was enshrined in the Pro Football Hall of Fame. Eller, the Vikings career sacks leader, was a member of the vaunted Purple People Eaters defense.

**WILF FAMILY TAKES OWNERSHIP** — An investment group led by brothers Zygmunt and Mark Wilf were unanimously approved as the new owners of the Vikings by their fellow NFL owners on May 25, 2005. The Wilfs, owners of a real estate development company in New Jersey, took ownership in mid-June from former owner Red McCombs, who had owned the club since 1998. Joining the Wilfs ownership group is cousin Leonard Wilf, Reggie Fowler, David Mandelbaum and Alan Landis.

**CHILDRESS TAKES THE HELM** — The Vikings named Brad Childress the 7th head coach in the history of the franchise on January 6, 2006. Childress comes to the Vikings after seven seasons with the Philadelphia Eagles, spending the 2002-05 seasons as offensive coordinator.

**VIKINGS UNVEIL NEW UNIFORMS** — The franchise made the most dramatic change to its uniforms in the history of the team during the 2006 offseason. The team unveiled the new uniforms before an enthusiastic crowd at Mall of America on April 27, 2006.

**VIKINGS SEND 4 LINEMEN TO PRO BOWL** — The 2006 Vikings strong play along the defensive and offensive lines was recognized league-wide as C Matt Birk, G Steve Hutchinson, DT Kevin Williams and DT Pat Williams all earned Pro Bowl honors.

**ROOKIE RUNS TO RECORDS** — In only his 5th NFL game, rookie RB Adrian Peterson broke the team record for rushing yards in a game with 224 at Chicago (10/14/07). Three weeks later he topped that by setting the NFL single-game rushing record with 296 yards vs. San Diego (11/4/07). He went on to lead the NFC in rushing with 1,341 yards, was named All-Pro, NFL Offensive Rookie of the Year, started in the Pro Bowl and took home game MVP honors.

**SOLID 7 EARN PRO BOWL TRIPS** — The Vikings sent 7 players to Hawaii for the Pro Bowl, the most to earn the honor since the 2000 season. The team was represented by C Matt Birk, G Steve Hutchinson, S Darren Sharper, FB Tony Richardson, DT Kevin Williams, DT Pat Williams and RB Adrian Peterson.

**BLOCKBUSTER TRADE LANDS ALLEN** — The Vikings struck a deal with Kansas City to trade 2007 NFL sack leader DE Jared Allen to the club for the Vikings 1st-round (#17) pick in the 2008 Draft, a pair of 3rd-round picks in 2008 and a swap of 6th-round choices.

**ZIMMERMAN ENSHRINED** — On Aug. 2, 2008, T Gary Zimmerman was inducted into the Pro Football Hall of Fame. Zimmerman started all 108 games he played for the Vikings.

**VIKINGS CLAIM FIRST NFC NORTH TITLE** — The Vikings rattle off 9 wins in their last 12 games of 2008 to capture their 1st division title since 2000 and the team's 1st NFC North Championship since the NFC Central was realigned in 2002.

**PETERSON LEADS NFL IN RUSHING** — Second-year RB Adrian Peterson set a team record with 1,760 yards rushing to become the 1st-ever Viking to lead the NFL in rushing. Peterson broke the 100-yard

barrier 10 times during the season.

**RUSHING DEFENSE DYNASTY** – The Vikings became the first defense since the 1970 merger to rank No. 1 in the NFL against the run for 3 straight years. Minnesota gave up just 76.9 yards per game to lead the league.

**VIKINGS LOSE FOUNDING FATHER** – One of the Vikings original stockholders and most-adamant supporters, Don McNeely passed away in March of 2009. In addition to his role in helping build the Vikings tradition, McNeely was revered as one of Minnesota's great philanthropists. McNeely was an ardent supporter of the arts and also donated large gifts to the Minnesota State Fair, St. John's University, the Warner Nature Center and the Como Conservatory.

**McDANIEL ENSHRINED** – G Randall McDaniel was inducted in the Pro Football Hall of Fame on August 8, 2009. McDaniel started 12 consecutive Pro Bowls (1989-2000), 202 consecutive games and missed only 2 games his entire career after being a 1st-round pick by the Vikings in 1988.

**FAVRE SIGNS WITH VIKINGS** – A long-time nemesis, Brett Favre signed with the Vikings on August 18, 2009. Favre went on to have the best statistical season of his career, throwing for 4,202 yards, 33 TDs and 7 INTs with a 107.2 passer rating, while also setting the NFL record for consecutive games started, a mark formerly held by Vikings legend Jim Marshall.

**BACK-TO-BACK DIVISION TITLES** – The Vikings finished the regular season with a 12-4 mark to capture its 2nd consecutive NFC North title. It marked the first time Minnesota achieved the feat since 1977-78.

**HARVIN NAMED ROOKIE OF THE YEAR** – Rookie WR/KR Percy Harvin burst on the scene and earned Associated Press Offensive Rookie of the Year and was also named Pro Football Weekly/PFWA Offensive Rookie of the Year and Pepsi NFL Rookie of the Year. Harvin set team records with 2,081 all-purpose yards and 2 TDs on kick returns, while sharing the NFL rookie lead with 60 receptions for 790 yards. He earned a Pro Bowl berth as a return man.

**10 VIKINGS EARN PRO BOWL BERTHS** – The Vikings led the NFL and tied a team record with 10 players earning Pro Bowl honors. The unit featured 4 players who made their 1st Pro Bowl- Heath Farwell, Bryant McKinnie, Sidney Rice and Percy Harvin. They were joined by Brett Favre, Steve Hutchinson, Adrian Peterson, Jared Allen, Kevin Williams and Antoine Winfield.

**EIGHTH NFC CHAMPIONSHIP GAME** – The Vikings traveled to New Orleans in the 8th NFC Championship game in franchise history for a chance to play in Super Bowl XLIV in South Florida. The teams played to a 28-28 tie in regulation, forcing the game into OT where the Saints hit a 40-yard FG in the extra period to claim a 31-28 victory.

**RANDLE ENSHRINED** – DT John Randle was inducted into the Pro Football Hall of Fame on August 7, 2010 following a 14-year career, including 11 years as a Vikings (1990-2000). He was named to NFL Team of the Decade for the 1990s and led or tied for the team lead in sacks 9 times in his 11 Vikings seasons.

**FRAZIER REPLACES CHILDRESS** – Defensive Coordinator/Asst. Head Coach Leslie Frazier took over coaching the team after 10 games in 2010 when Brad Childress was replaced. Frazier won his 1st game as Interim Head Coach on 11/28/10 at Washington.

**ROOF COLLAPSE CAUSES CHAOTIC 2010** – Heavy snows and inclement weather caused the Metrodome roof to collapse in the early morning hours of December 12, 2010, forcing the final 2 home games of the 2010 season to be moved from the facility. The Vikings played host to the NY Giants in Detroit at Ford Field on 12/13 and the club's final home game was played at the University of Minnesota's TCF Bank Stadium, a Monday Night Football contest against Chicago on 12/20. The team had a road game against Philadelphia postponed due to weather from Sunday night, 12/26, to Tuesday night, 12/28.

**50 GREATEST VIKINGS CAPS 50TH SEASON** –

Vikings legends reunited for a celebration of the storied history of the Vikings' franchise during a weekend of activities leading up to the Monday Night Football game versus Chicago on December 20, 2010. The team unveiled the 50 greatest Vikings and they were introduced to fans at halftime of the snowy game at TCF Bank Stadium. The snowy atmosphere was fitting and marked the first outdoor home game for the Vikings since the 1981 Met Stadium finale on 12/20/81, 30 years to the day.

**FRAZIER NAMED HEAD COACH** – After serving as Interim Head Coach for the final 6 games of the 2010 season, Leslie Frazier was named the Head Coach on Monday, January 3, 2011, the day after the 2010 regular season finale. Frazier posted a 3-3 mark in the interim role.

**MADIEU WILLIAMS NAMED NFL MAN OF THE YEAR** – On Feb. 6, 2011 Vikings S Madiou Williams became only the 2nd Vikings player, joining Cris Carter, to earn Walter Payton Man of the Year honors from the NFL.

**ALLEN BREAKS TEAM SACK RECORD** – DE Jared Allen had one of the best seasons for a pass rusher in NFL history in 2011. Recording 22.0 sacks, Allen broke Chris Doleman's team record of 21.0 sacks in a season and fell just .5 sack short of the NFL's single-season sack record.

**SPIELMAN NAMED GENERAL MANAGER** – On January 3, 2012, Rick Spielman was named the team's General Manager. He had previously been the Vikings Vice President of Player Personnel from 2006-2011.

**DOLEMAN ENSHRINED** – DE Chris Doleman was inducted into the Pro Football Hall of Fame on Aug. 3, 2012 following a 15-year career, including 10 as a Viking. His 150.5 sacks was 4th all-time in the NFL at the time of his retirement.

**NEW STADIUM DEAL APPROVED** – In May 2012, a bill for a new Minnesota Vikings stadium was passed through the Minnesota legislature and signed by Governor Mark Dayton. Funded by the Vikings, the State of Minnesota, and the City of Minneapolis, the new stadium will be located on the current Metrodome site. Ground was broke for the stadium in December of 2013.

**PETERSON POSTS EPIC SEASON** – Adrian Peterson had a season for the ages, coming back from a severe knee injury at the end of 2012 to set a franchise record and post the 2nd-best rushing season in NFL history with 2,097 yards. Peterson broke Robert Smith's Vikings career rushing mark in the 1st game of the season. Peterson went on to become only the 3rd Vikings player to earn Associated Press MVP honors for his efforts along with AP Offensive Player of the Year, 1st-Team All-Pro and Pro Bowl honors.

**TURNAROUND EARNS PLAYOFF BERTH** – The Vikings rebounded from a 3-13 mark in 2012 to go 10-6 and earn a Wild Card Playoff berth in 2013, the biggest single-season win improvement in team history at +7.

**CARTER ENSHRINED** – WR Cris Carter was inducted into the Pro Football Hall of Fame on Aug. 4, 2013. Carter holds the Vikings career receptions, yards and TDs records. Carter was a 4-time All-Pro and 8-time Pro Bowler during his 16 NFL seasons.

**VIKINGS HOST REGULAR SEASON HOME GAME IN LONDON** – The Vikings played the 1st regular season game in franchise history outside of the United States in a 34-27 win over Pittsburgh at London's Wembley Stadium in the International Series on September 29, 2013. The Vikings had previously played a preseason game at Wembley in 1983 against the St. Louis Cardinals.

**ROOKIE CORDARRELLE PATTERSON SETS UNBREAKABLE RECORD** – In only his 7th career game, rookie WR/KR Cordarrelle Patterson tied an NFL record for the longest play in league history and set the mark for longest KO return with his 109-yard TD vs. Green Bay on Oct. 27, 2013. The only other 109-yard play came in 2007 against the Vikings at Mall

of America Field when Antonio Cormartie returned a Vikings missed FG 109 yards for a score.

**GROUNDBREAKING ON NEW STADIUM** – Vikings ownership and management, state leaders and elected officials joined together to officially break ground on the new stadium building project on December 3, 2013.

**ALL MALL OF AMERICA FIELD TEAM TEAM** – Fan voting on Vikings.com selected a 27-member team and head coach of Vikings alums that played most of their careers with the club at Mall of America Field at HHH Metrodome.

**LAST GAME IN THE DOME** – After calling Mall of America Field at HHH Metrodome home for 32 seasons, the Vikings played the final game in the stadium in the 2013 season finale. Minnesota topped Detroit 14-13 to send the stadium out on a winning note.

**ZIMMER HIRED AS 9TH COACH IN TEAM HISTORY** – Cincinnati Bengals defensive coordinator Mike Zimmer was hired as the 9th coach in Vikings history on January 15, 2014. The veteran defensive coach comes to Minnesota with 20 seasons of NFL experience under his belt and a Super Bowl victory with Dallas.

**MINNESOTA AWARDED SUPER BOWL LII AT NEW STADIUM IN 2018** – Minnesota's bid for Super Bowl LII was successful when selected on May 20, 2014 as the host community for the world-renowned event. The game itself will be played at the New Minnesota Stadium but the entire greater Twin Cities metro area will accommodate the week long festivities.

**VIKINGS RETURN TO OUTDOOR FOOTBALL** – On August 8, 2014 in a preseason game vs. Oakland, the Vikings returned to the elements playing home games outdoors for the first time since 1981 for 2 seasons at TCF Bank Stadium on the campus of the University of the Minnesota while U.S. Bank Stadium was being constructed.

**ZIMMER ERA BEGINS WITH WIN** – On September 7, 2014, Head Coach Mike Zimmer won his first game in dominating fashion beating the St. Louis Rams 34-6 on the road in the season opener.

**BUD GRANT WAY UNVEILED** – At an unveiling ceremony on December 1, 2014, the Vikings and the city of Minneapolis honored former Head Coach Bud Grant with a street named in his honor outside of the new Minnesota Stadium.

**TINGELHOFF ENSHRINED** – C Mick Tingelhoff was inducted into the Pro Football Hall of Fame on August 8, 2015. Tingelhoff played in 240 consecutive games and didn't miss a game in his 17-year career. Tingelhoff was a 7-time All-League selection and was named to 6 consecutive Pro Bowls. As a part of Tingelhoff's enshrinement, the Vikings played the Steelers in the Hall of Fame Game on August, 9, the 4th time the Vikings have participated in the Hall of Fame Game.

**ZIMMER CAPTURES 1ST NFC NORTH TITLE** – The Vikings closed the 2015 regular season with 3 straight wins, including a 20-13 victory over the Packers at Lambeau Field in the finale on Jan. 3, 2016.

The road win secured Minnesota's 1st NFC North title since 2009 and 1st playoff appearance since 2012.

**ADRIAN PETERSON WINS RUSHING TITLE** – For the 3rd time in his career, Adrian Peterson lead the NFL in rushing yards running for 1,485 yards in 2015.

**COLDEST GAME IN FRANCHISE HISTORY** – The Vikings hosted the Seattle Seahawks on Jan. 10, 2016, in the Wildcard Round of the playoffs in the coldest game in franchise history. The temperature at kickoff was minus-6 degrees Fahrenheit with a wind chill of negative 25 with a capacity crowd at TCF Bank Stadium in the last outdoor game played in Minnesota.

**U.S. BANK STADIUM OPENS** – Erected at the site of the Metrodome, U.S. Bank Stadium opened its doors in July 2016. Luke Bryan and Metallica concerts and an international soccer match between Chelsea and AC Milan were the opening events in the new stadium.

**BREAKING GROUND IN EAGAN** – The Vikings broke ground on their new training facility- the Twin Cities Orthopedics Performance Center- in Eagan on August 2. The facility will open in spring 2018 as the Vikings headquarters for football and business operations.

**U.S. BANK STADIUM OPENS FOR PLAY** – The Vikings hosted the San Diego Chargers in a preseason contest played on Aug. 28, 2016 and the Green Bay Packers in the first regular season game at U.S. Bank Stadium in a primetime game on Sunday Night Football on Sept. 18, 2016, a 17-14 Vikings win to kick off the home slate. Kyle Rudolph scored the 1st Vikings TD on a pass from Sam Bradford.

**NINTH NFC CHAMPIONSHIP GAME BERTH** – The Vikings overcame key injuries early in the season to notch a 13-3 regular season and advance to the NFC Championship Game, earning the 2nd NFC North title and 2nd playoff berth in head coach Mike Zimmer's 4 seasons. The Vikings hosted New Orleans for an NFC Divisional Round playoff, the 1st playoff game at U.S. Bank Stadium.

**MINNESOTA HOSTS SUPER BOWL LII** – The state hosted the Super Bowl for the 2nd time, 26 years after playing host to Super Bowl XXVI at the Metrodome. Philadelphia topped New England 41-33 to claim the Lombardi Trophy. Justin Timberlake performed at halftime and Pink sang the national anthem.

**TWIN CITIES ORTHOPEDICS PERFORMANCE CENTER OPENS** – State of the art TCO Performance Center opened as the new daily home of the Minnesota Vikings in Eagan. The facility features 4 outdoor practice fields, an indoor field and TCO Stadium field. The facility opened for business on March 5, 2018 and houses all football and business functions for the team.

**COUSINS SIGNS AS TOP FREE AGENT** – The Vikings signed coveted free agent QB Kirk Cousins to a blockbuster deal on the first day of free agency in 2018, luring the former Washington signal-caller to take the helm of the Vikings offense.

**VIKINGS MUSEUM OPENS** – As part of the TCO Performance Center complex, the team opened the Minnesota Vikings Museum, an interactive look at the history of the team

**NEW TRAINING CAMP TRADITION** – The Vikings spent the 2018 training camp at TCO Performance Center, a first for the club after holding training camps on-campus at Bemidji (1961-65) and Mankato (1966-2017).

**MOSS ENSHRINED** – WR Randy Moss was inducted into the Pro Football Hall of Fame on Aug. 4, 2018. Moss was Rookie of the Year in 1998, ranks 2nd in team history for catches, yards and receiving TDs. Earned 3 All-Pro and 5 Pro Bowl honors with the Vikings in 8 seasons.

**JORDAN HONORED** – TE Steve Jordan was inducted into the Vikings Ring of Honor on Oct. 24, 2019 at halftime of the Thursday Night Football win over Washington at U.S. Bank Stadium. The 3rd-leading receiver in team history, Jordan went to 6 straight Pro Bowls in his career.

**UNSETTLED OFFSEASON**– The spring of 2020 was one of the most unprecedented in the history of the nation as the Coronavirus pandemic forced businesses to close, travel to shut down and social distancing became the norm. The Vikings were unable to hold a normal offseason with players and coaches working on-site. The 2020 Draft was done remotely and the club's offseason meetings were done by video conference.

**SOCIAL JUSTICE AWARENESS RISES**– The aftermath of George Floyd's death in Minneapolis led to protests in the Twin Cities and across the world calling for reform and renewed emphasis on social justice. The Vikings leaned on their player-led Social Justice Committee and support from ownership to help navigate the emotional times. The team announced a \$5 million donation from the Wilf family

for social justice initiatives in Minnesota and across the country and a scholarship funded in Floyd's name for African American students going on to post-secondary education.

**HUTCHINSON INDUCTED**– G Steve Hutchinson was slated for induction into the Pro Football Hall of Fame on August 8, 2020 but ceremonies were postponed until 2021. Hutchinson played for the Vikings 2006-11, helping Adrian Peterson set the NFL record with 296 rushing yards against San Diego in 2007. Hutchinson was a 7-time AP All-Pro honoree, was selected to the 2000's Team of the Decade.

**COVID19 ALTERS PLANS**– The 2020 NFL offseason program became a virtual experience with meetings taking place remotely. The preseason was cancelled and crowds for home games were eliminated or severely limited. The Vikings opened their 60th season of play to an empty U.S. Bank Stadium when hosting Green Bay in the season opener. The Vikings were unable to welcome fans to home games in 2020 and had severely limited crowds in only 4 road games - at Indianapolis, Houston, Tampa Bay and New Orleans, drawing a season-high 16,031 at Tampa.

**WILLIAMS RECOGNIZED**– DT Kevin Williams was named to the Vikings Ring of Honor in 2021, making him only the 3rd DT in team history to reach the Ring. A 1st-round pick in 2003 (#9 overall), Williams played 11 seasons with the Vikings, earning 6 Pro Bowl berths and 5 times was a 1st-Team Associated Press All-Pro.

**LEADERSHIP CHANGES**– The team hired Kwesi Adofo-Mensah as General Manager and Kevin O'Connell as Head Coach entering the 2022 season. Both enter their first seasons in the roles, replacing Rick Spielman and Mike Zimmer respectively.


**ALLEN HONORED**– DE Jared Allen was inducted into the Vikings Ring of Honor, the 26th member of the exclusive group. A Pro Bowler in 4 of his 6 seasons with the Vikings, Allen set the team sack record for a season with 22.0 in 2011. He amassed 136.0 sacks in his 12 NFL seasons.

**NFC NORTH TITLE**– Under the direction of 1st-year head coach Kevin O'Connell the Vikings won the NFC North. O'Connell joined Dennis Green as the only 1st-year coaches in team history to win a Division title. O'Connell's 13-4 record is the best by a 1st-year head coach in club history.

**GRANT PASSES**– Hall of Fame coach and franchise icon Bud Grant passed on March 11, 2023 at the age of 95. The winningest coach in team history, Grant remained active with the team as a consultant until the end of his life.

# VIKINGS COACHING HISTORY

| YEARS        | HEAD COACH        | TOTAL GAMES  | REGULAR SEASON (%)       | PLAYOFFS (%)          | OVERALL (%)              |
|--------------|-------------------|--------------|--------------------------|-----------------------|--------------------------|
| 1961-66      | Norm Van Brocklin | 84           | 29-51-4 (.369)           | 0-0-0 (.000)          | 29-51-4 (.369)           |
| 1967-83, '85 | Bud Grant         | 281          | 158-96-5 (.620)          | 10-12-0 (.454)        | 168-108-5 (.607)         |
| 1984         | Les Steckel       | 16           | 3-13-0 (.188)            | 0-0-0 (.000)          | 3-13-0 (.188)            |
| 1986-91      | Jerry Burns       | 101          | 52-43-0 (.547)           | 3-3-0 (.500)          | 55-46-0 (.544)           |
| 1992-2001    | Dennis Green      | 171          | 97-62-0 (.610)           | 4-8-0 (.250)          | 101-70-0 (.591)          |
| 2001-05      | Mike Tice         | 67           | 32-33-0 (.492)           | 1-1-0 (.500)          | 33-34-0 (.493)           |
| 2006-10      | Brad Childress    | 77           | 39-35-0 (.527)           | 1-2-0 (.333)          | 40-37-0 (.519)           |
| 2010-13      | Leslie Frazier    | 55           | 21-32-1 (.398)           | 0-1-0 (.000)          | 21-33-1 (.391)           |
| 2014-21      | Mike Zimmer       | 134          | 72-56-1 (.558)           | 2-3-0 (.400)          | 74-59-1 (.552)           |
| 2022-        | Kevin O'Connell   | 27           | 18-8 (.692)              | 0-1 (.000)            | 18-9 (.666)              |
| <b>Total</b> |                   | <b>1,013</b> | <b>521-429-11 (.547)</b> | <b>21-31-0 (.412)</b> | <b>542-460-11 (.540)</b> |



**Norm Van Brocklin**



**Bud Grant**




**Les Steckel**



**Jerry Burns**



**Dennis Green**




**Mike Tice**




**Brad Childress**



**Leslie Frazier**



**Mike Zimmer**



**Kevin O'Connell**

**Norm Van Brocklin** - Named Vikings Head Coach on January 18, 1961...The former quarterback had retired from the NFL following the 1960 season after 12 professional seasons with the Los Angeles Rams (1949-57) and Philadelphia Eagles (1958-60)...“The Dutchman” led the Eagles to the NFL crown in 1960 and was the League MVP...Set an NFL record with 554 passing yards in the 1951 season opener...Threw for 23,611 yards and 173 TDs in his NFL career and played in 10 Pro Bowls...Inducted into the Pro Football Hall of Fame in 1971...Coached 84 games with the Vikings with a 29-51-4 record....Went on to coach the Atlanta Falcons from 1968-73...Born March 15, 1926, in Eagle Butte, SD...Died May 2, 1983...Attended Oregon where he was an All-American.

**Bud Grant** - Named Vikings Head Coach on March 10, 1967...Came to Minnesota following a successful coaching career in the Canadian Football League with the Winnipeg Blue Bombers, leading the team to 4 Grey Cup championships and playing in the game 6 times...Coached the Vikings in 281 total games, retiring after the 1983 season only to be coaxed back to coach the team again in 1985 before retiring for good...Led Vikings to Super Bowl IV, VIII, IX and XI...Won 11 Central Division titles and made 12 appearances in the playoffs...Member of both the CFL and Pro Football Halls of Fame...Inducted into Vikings Ring of Honor in 1998...Born May 20, 1927 in Superior, WI...Died March 11, 2023...An avid outdoorsman who travels the world hunting and fishing.

**Les Steckel** - Named Head Coach on January 29, 1984...Coached the Vikings for the 1984 season, finishing 3-13...Served as an offensive assistant with the Vikings 1979-83...Came to Minnesota in 1979 after working on the San Francisco 49ers staff...Was the youngest Head Coach in the NFL in 1984 at age 38...Born July 1, 1946, in Whitehall, PA...Began his playing career at Kansas as a walk-on, playing 4 seasons for the Jayhawks as a running back...Worked for Senator Robert Kennedy's campaign as a volunteer following his 1968 graduation...Joined the Marine Corps and served as an infantry Lieutenant, seeing combat in Vietnam...Left the service in 1972 and began his coaching career at Colorado, working with the Buffaloes from 1972-76, the US Naval Academy in 1977 and the 49ers in 1978.

**Jerry Burns** - Named Vikings Head Coach on January 6, 1986...Served as Vikings offensive coordinator from 1968-85, guiding the team to 4 Super Bowl berths and 11 Central Division titles...Served as Vikings Head Coach 6 seasons, 1986-91...Coached the team in 101 total games, going 52-43 in the regular season and 3-3 in the playoffs...Led the Vikings to the NFC Championship game in 1987, earning upset wins at New Orleans and San Francisco along the way before falling to the Redskins 17-10 in Washington...Won the NFC Central in 1989...Coached in 6 Super Bowls, 4 as Vikings offensive coordinator and 2 as the Green Bay Packers' defensive backs coach in Super Bowls I and II...Played QB for Michigan on the 1950 Rose Bowl team...Began his coaching career in 1951 at University of Hawaii...Head Coach at the University of Iowa from 1961-65...Inducted into Vikings Ring of Honor in 2005...Born January 24, 1927...Died May 12, 2021.

**Dennis Green** - Named Vikings Head Coach on January 10, 1992...Came to Minnesota after reviving the Stanford University football program, serving as Head Coach from 1989-91, the only Vikings Head Coach to come directly from the college ranks...Coached 171 total games in 10 seasons with the Vikings, leading the team to 4 Central Division titles and the NFC Championship game twice...Vikings made the playoffs 8 of Green's 10 seasons and the 1998 club set the NFL single-season scoring record at 556 points, averaging 34.8 points per game...An advocate of community involvement, Green initiated Community Tuesdays, which had players active in the Twin Cities on their day off, a concept that spread to the entire National Football League...Born February 17, 1949 in Harrisburg, PA...Died July 21, 2016...Named NFL Coach of the Year in 1992 by the Washington Touchdown Club and in 1998 by Sports Illustrated and the Maxwell Club...Inducted into Vikings Ring of Honor in 2018.

**Mike Tice** - Named Vikings Head Coach on January 10, 2002 after serving as the team's coach for the final regular season game of the 2001 season...Became the 1st Vikings player to go on and serve as Head Coach...Enjoyed a 14-year NFL playing career as a TE, including 1992-93, '95 with the Vikings...Played in 177 career games with Seattle, Washington and Minnesota...Originally signed by Seattle as a rookie free agent QB in 1981...Born February 2, 1959, in Bayshore, NY...Began coaching career with Minnesota Vikings as TE coach in 1996...Coached offensive line from 1997-2001 and added title of Assistant Head Coach in 2001.

**Brad Childress** - Named Vikings Head Coach on January 6, 2006...Led Vikings to consecutive NFC North titles in 2008-09...Won first game with Vikings over Washington on Monday Night Football...Joined the Vikings after 7 seasons with Philadelphia, working from 2002-05 as the Eagles' offensive coordinator...Helped guide Eagles to Super Bowl XXXIX...Coached at University of Wisconsin from 1991-98...Got first taste of NFL coaching with Indianapolis Colts in 1985...Started coaching career at University of Illinois from 1978-84...Born June 27, 1956 and raised in Aurora, IL.

**Leslie Frazier** - Named Vikings Head Coach on January 3, 2011 after serving as Interim Head Coach for final 6 games of 2010 season, going 3-3...Finished 21-32-1 as Head Coach in the regular season...Made his 1st and only playoff appearance as Vikings head coach in 2012 after going 10-6... Led the the biggest single-season turnaround in team history and finished tied for 3rd in Coach of the Year voting in 2012...Won 1st game as interim coach at Washington (11/28/10)...Vikings Defensive Coordinator 2007-10...Played for Division rival Chicago from

1981-86, starting at CB on Bears Super Bowl XX championship team...Entered NFL as assistant coach with Philadelphia in 1999...Began coaching career in 1988 at tiny Trinity College in suburban Chicago, starting the football program from the ground up as the 1st coach in program history...Part of Super Bowl winner with Chicago as a player and Indianapolis as an assistant coach...Born April 3, 1959 in Columbus, MS.

**Mike Zimmer** - Named Vikings Head Coach on January 15, 2014...Posted 74 wins, including playoffs, in 8 seasons as head coach, advancing to 2017 NFC Championship Game after a 13-3 regular season...Earned 2015 and 2017 NFC North Division titles and led team to 5 playoff games...Vikings ranked #1 in NFL total defense in 2017...Served as a defensive coordinator for the previous 14 seasons for Cincinnati (2008-13), Atlanta (2007) and Dallas (2000-06)...Part of 13 playoff teams in his NFL tenure and teams that have won 9 Division titles...Coached Cowboys DBs when team won Super Bowl XXX over Pittsburgh...Had a top-7 defense 4 of his final 5 seasons with Cincinnati...Before moving to the NFL ranks with Dallas in 1994 he spent 15 seasons coaching at the collegiate level where he spent his final 5 seasons as defensive coordinator at Washington State from 1989-93...Was at Weber State from 1981-88 serving as defensive coordinator from 1983-88...Entered the coaching profession at Missouri where he served as an assistant from 1979-80...Played QB and then later LB at Illinois State...Wife, Vikki, passed in 2009...Born June 5, 1956 in Peoria, IL.

**Kevin O'Connell** - Named 10th Vikings Head Coach on February 16, 2022...Set Vikings record for most wins by a 1st-year coach with 13 in 2022...Only the 2nd Vikings head coach to win a Division title in their 1st season...Joined Vikings from Super Bowl LVI champion LA Rams, where he served as Offensive Coordinator in 2020 and '21 and was OC in Washington in 2019...Helped Rams WR Cooper Kupp earn 2021 NFL Offensive Player of the Year and Super Bowl MVP honors...Began coaching career with Cleveland in 2015...Coached in San Francisco ('16) and Washington ('17-19)...Was a 3rd-round draft pick by New England in 2008, going on to play for NY Jets from 2009-11 when the Jets went to consecutive AFC title games in 2009 and '10...Played QB at San Diego State from 2004-07...Born May 25, 1985 in Nashville, Tenn.

## VIKINGS ALL-TIME COACHING STAFFS

### Norm Van Brocklin (1961-66)

Walt Yowarsky, Darrel Brewster (1961-63), Harry Gilmer (1961-64), Stan West (1961-63), Tom McCormick (1963-66), Marion Campbell (1964-66), Lew Carpenter (1964-66), Jack Faulkner (1965), Jim Carr (1966).

### Bud Grant (1967-83)

Buster Mertes, John Michels, Jim Carr (1967-68, 1978-81), Bob Hollway 1967-70, '78-83), Jerry Burns (1968-83), Neill Armstrong (1969-77), Jack Patera (1969-75), Jocko Nelson (1971-78), Buddy Ryan (1976-77), Murray Warmath (1978-79), Floyd Reese (1979-83), Les Steckel (1979-83), Tom Cecchini (1980-83), Jed Hughes (1982-83).

### Les Steckel (1984)

Tom Batta, Raymond Berry, Bud Bjornaraa, Dean Brittenham, Jerry Burns, Ross Fichtner, Bob Hollway, Bob Leahy, Buster Mertes, John Michels, Dan Radakovich, Floyd Reese, Dick Rehbein, Mike Sweatman.

### Bud Grant (1985)

Tom Batta, Jerry Burns, Pete Carroll, Bob Hollway, John Michels, Floyd Reese, Dick Rehbein, Marc Trestman, Paul Wiggin.

### Jerry Burns (1986-91)

Tom Batta, John Michels, Dick Rehbein, Paul Wiggin, Pete Carroll (1986-89), Bob Hollway (1986), Monte Kiffin (1986-89, '91), Floyd Peters (1986-90), Bob Schnelker (1986-90), Marc Trestman (1986, '89-91), John Brunner (1987-91), Rollie Dotsch (1987), Jerry Brown (1988-91), Maxie Baughan (1989-91), Tom Moore (1989-91).

### Dennis Green (1992-2001)

#### \*Mike Tice Coach Last Game of 2001

Richard Solomon (1992-01), Steve Wetzel (1992-01), Tom Batta (1992-93), Jack Burns (1992-93), Brian Billick (1992-98), Tony Dungy (1992-95), Monte Kiffin (1992-94), John Michels (1992-93), Tom Moore (1992-93), Willie Shaw (1992-93, 2001), John Teerlinck (1992-94), Tyrone Willingham (1992-94), Mike Wolf (1992-94), Chris Foerster (1993-95), Carl Hargrave (1994-2001), Foge Fazio (1995-99), John Levra (1995-97), Chip Myers (1995-98), Ray Sherman (1995-97, '99), Jeff Friday (1996-98), Tom Olivadotti (1996-99), Mike Tice (1996-2001), Dave Atkins (1997-99), Wade Harman (1997-98), Hubbard Alexander (1998-99), Andre Patterson (1998-99), Dean Dalton (1999-2001), John Kasper (1999), John Tice (1999-2001), Alex Wood (1999-2001), Charlie Baggett (2000-01), John Fontes (2000), Chuck Knox, Jr. (2000-01), Daryl Lawrence (2000-01), Sherman Lewis (2000-01), Emmitt Thomas (2000-01), Fred von Appen (2000), Brian Baker (2001), Gary Zauner (1994-01), Trent Walters (1994-01), Keith Rowen (1994-96), Jerry Rhome (1994), Mark Asanovich (1995).

### Mike Tice (2002-05)

Charlie Baggett (2002-04), Brian Baker (2002-05), Pete Bercich (2002-05), Ted Cottrell (2004-05), Dean Dalton (2002-05), Mark Ellis (2004-05), Jay Hayes (2002), Chuck Knox, Jr. (2002-05), Daryl Lawrence (2002-03), Scott Linehan (2002-04), Steve Loney (2002-05), George O'Leary (2002-03), Jim Panagos (2002-05), Willie Shaw (2002-03), John Tice (2002-05), Steve Wetzel (2002-03), Alex Wood (2002), Randy Hanson (2003-05), Kevin Ross (2003-05), Kurtis Shultz (2004-05), Rusty Tillman (2003-05), Wes Chandler (2005), Foge Fazio (2005), Rich Olson (2005), Jerry Rhome (2005).

### Brad Childress, Leslie Frazier (2006-10)

#### \*Frazier Coached Final Six Games of 2010

Juney Barnett (2006-10), Darrell Bevell (2006-10), Eric Bieniemy (2006-10), Brendan Daly (2006-08), Karl Dunbar (2006-10), Paul Ferraro (2006-08), Ryan Ficken (2007-10), Leslie Frazier (2007-10), Jason Glenn (2009), Jim Hueber (2006-10), Jeff Imamura (2006-10), Jimmie Johnson (2006-10), Tom Kanavy (2006-10), Derek Mason (2007-09), Clay Matchett (2006), Pat Morris (2006-10), Brian Murphy (2006-10), Chad O'Shea (2006-08), Fred Pagac (2006-10), Dennis Polian (2009-10), Diron Reynolds (2009-10), Kevin Rogers (2006-10), Matt Sheldon (2010), Ryan Silverfield (2008-10), Kevin Stefanski (2006-10), George Stewart (2007-10), Martin Streight (2006-10), Mike Tomlin (2006), Chris White (2009-10), Joe Woods (2006-10), Darrell Wyatt (2006).

### Leslie Frazier (2011-13)

Juney Barnett (2011), Brendan Daly (2012-13), Jeff Davidson (2011-13), Karl Dunbar (2011), Ryan Ficken (2011-13), Jeff Howard (2013), Jeff Imamura (2011-13), Craig Johnson (2011-13), Jimmie Johnson (2011-13), Tom Kanavy (2011-13), Klint Kubiak (2013), Aaron McLaurin (2012-13), Bill Musgrave (2011-13), Fred Pagac (2011-13), Mike Priefer (2011-13), Diron Reynolds (2011-13), James Saxon (2011-13), Matt Sheldon (2011), Ryan Silverfield (2011-13), Mike Singletary (2011-13), Kevin Stefanski (2011-13), George Stewart (2011-13), Martin Streight (2011-13), Cameron Turner (2011-12), Chris White (2011-12), Alan Williams (2012-13), Joe Woods (2011-13).

### Mike Zimmer (2014-21)

Imarjaye Albury (2020-21), Robb Akey (2014), Roy Anderson (2020-21), Clancy Barone (2017-18), Dom Capers (2020), Jeff Davidson (2014-15), John DeFilipo (2018), Rick Dennison (2019-21), Todd Downing (2018), George Edwards (2014-19), Ryan Ficken (2014-21), Hank Fraley (2014-16), Jonathan Gannon (2014-17), Jerry Gray (2014-19), Darrell Hazell (2017-18), Josh Hingst (2021), Ellis Hill (2018), Jeff Howard (2014-19), Jeff Hurd (2014-16), Andrew Janocko (2015-21), Marquis Johnson (2021), Christian Jones (2019-21), Daronte Jones (2020), Derik Keyes (2017-21), Gary Kubiak (2019-20), Klint Kubiak (2014, '19-21), Reshard Langford (2017), Chaz Mahle (2015-20), Marwan Maalouf (2019-20), Evan Marcus (2014-15), Keenan McCardell (2021), Terence Newman (2018), Brian Pariani (2019-21), A.C. Patterson (2019-21), Andre Patterson (2014-21), Drew Petzing (2014-19), Kennedy Polamalu (2017-21), Mike Priefer (2014-18), Nick Rallis (2018-20), Phil Rauscher (2020-21), Robert Rodriguez (2015-19), Brent Salazar (2016), Karl Scott (2021), Sam Seifkes (2021), Pat Shurmur (2016-17), Tony Sparano (2016-17), Ben Steele (2021), Robert Steeples (2021), Kevin Stefanski (2014-19), George Stewart (2014-16), Norv Turner (2014-16), Scott Turner (2014-16), Mark Uyejama (2017-20), Kirby Wilson (2014-15), Josh Woods (2021), Adam Zimmer (2014-21).

### Kevin O'Connell (2022-)

Roy Anderson (2022), Brian Angelichio (2022-), Ryan Cordell (2022-), Matt Daniels (2022-), Ed Donatell (2022), Steve Donatell (2022), Josh Hingst (2022-), Jerrod Johnson (2022), Marquis Johnson (2022), Daronte Jones (2022-), Derik Keyes (2022-), Ben Kotwicka (2022), Chris Kuper (2022-), Greg Manusky (2022), Keenan McCardell (2022-), Curtis Modkins (2022-), Derron Montgomery (2022-), Chris O'Hara (2022-), Mike Pettine (2022-), Wes Phillips (2022-), Justin Rascati (2022-), Dan Ridenour (2022-), Chris Rumph (2022-), Sam Seifkes (2022), Mike Smith (2022-), Tony Sorrentino (2022-), A'Lique Terry (2022-), Grant Udinski (2022-).



## VIKINGS ALL-TIME ASSISTANT COACHES ROSTER

Albury, Imarjaye, 2020-21  
Akey, Robb, 2014  
Alexander, Hubbard, 1998-99  
Anderson, Roy, 2020-  
**Angelichio, Brian, 2022-**  
Armstrong, Neill, 1969-77  
Atkins, Dave, 1997-99  
Asanovich, Mark, 1995  
Baggett, Charlie, 2000-04  
Baker, Brian, 2001-03  
Barnett, Juney, 2006-11  
Barone, Clancy, 2017-18  
Batta, Tom, 1984-93  
Baughan, Maxie, 1989-91  
**Bennett, Lance, 2023-**  
Bercich, Pete, 2002-05  
Berry, Raymond, 1984  
Bevell, Darrell, 2006-10  
Bieniemy, Eric, 2006-10  
Billick, Brian, 1992-98  
Bjornaraa, Bud, 1984  
**Bogardus, Thad, 2023-**  
Brewster, Darrel, 1961-63  
Brittenham, Dean, 1984  
Brown, Jerry, 1988-91  
Brunner, John, 1987-91  
Burns, Jerry, 1968-85  
Burns, Jack, 1992-93  
Campbell, Marion, 1964-66  
Capers, Dom, 2020  
Carpenter, Lew, 1964-66  
Carr, Jim, 1966-68; 1978-81  
Carroll, Pete, 1985-89  
Cecchini, Tom, 1980-83  
**Cordell, Ryan, 2022-**  
Cottrell, Ted, 2004-05  
Dalton, Dean, 1999-2005  
Daly, Brendan, 2006-08; '12-13  
**Daniels, Matt, 2022-**  
Davidson, Jeff, 2011-15  
DeFilippo, John, 2018  
Dennison, Rick, 2019-21  
Donatell, Ed, 2022  
Donatell, Steve, 2022  
Dotsch, Rollie, 1987  
Downing, Todd, 2018  
Dunbar, Karl, 2006-11  
Dungy, Tony, 1992-95  
Edwards, George, 2014-19  
**Ellefson, Ben, 2023-**  
Ellis, Mark, 2004-05  
Faulkner, Jack, 1965  
Fazio, Foge, 1995-99, 2005  
Ferraro, Paul, 2006-08  
Fichtner, Ross, 1984  
Ficken, Ryan, 2007-21  
**Flores, Brian, 2023-**  
Foerster, Chris, 1993-95  
Fontes, John, 2000

Fraley, Hank, 2014-16  
Frazier, Leslie, 2007-10  
Friday, Jeff, 1996-98  
Gannon, Jonathan, 2014-17  
**Gibson, Dalmin, 2023-**  
Gilmer, Harry, 1961-64  
Glenn, Jason, 2009  
Gray, Jerry, 2014-19  
Hanson, Randy, 2003-05  
Hargrave, Carl, 1994-2001  
Harman, Wade, 1997-98  
Hayes, Jay, 2002  
Hazell, Darrell, 2017-18  
Hill, Ellis, 2018  
**Hill, Pat, 2023-**  
**Hingst, Josh, 2021-**  
Hollway, Bob, 1967-70; '78-86  
Howard, Jeff, 2013-19  
Hueber, Jim, 2006-10  
Hughes, Jed, 1982-83  
Hurd, Jeff, 2014-16  
**Hutchings, Michael, 2023-**  
Imamura, Jeff, 2006-13  
Janocko, Andrew, 2015-21  
Johnson, Craig, 2011-13  
**Johnson, Jerrod, 2022-**  
Johnson, Jimmie, 2006-13  
Johnson, Marquis, 2021-22  
Jones, Christian, 2019-21  
**Jones, Daronte, 2020, '22-**  
Kanavy, Tom, 2006-13  
Kasper, John, 1999  
**Keyes, Derik, 2018-**  
Kiffin, Monte, 1986-89; '91-94  
Knox, Jr., Chuck, 2000-05  
Kotwicka, Ben, 2022  
Kubiak, Gary, 2019-20  
Kubiak, Clint, 2013-14, '19-21  
**Kuper, Chris, 2022-**  
Langford, Reshard, 2017  
Lawrence, Daryl, 2000-03  
Leahy, Bob, 1984  
Levra, John, 1995-97  
Lewis, Sherman, 2000-01  
Linehan, Scott, 2002-04  
Loney, Steve, 2002-05  
Maalouf, Marwan, 2019-20  
Mahle, Chaz, 2015-20  
Manusky, Greg, 2022  
Mason, Derek, 2007-09  
Marcus, Evan, 2014-15  
Matchett, Clay, 2006  
**McCardell, Keenan, 2021-**  
McCormick, Tom, 1963-66  
McLaurin, Aaron, 2012-13  
Mertes, Buster, 1967-84  
Michels, John, 1967-93  
Modkins, Curtis, 2022-  
**Montgomery, Derron, 2022-**

Moore, Tom, 1989-93  
Morris, Pat, 2006-10  
Murphy, Brian, 2006-10  
Musgrave, Bill, 2011-13  
Myers, Chip, 1995-98  
Nelson, Jocko, 1971-78  
Newman, Terence, 2018  
**O'Hara, Chris, 2022-**  
O'Leary, George, 2002-03  
O'Shea, Chad, 2006-08  
Olivadotti, Tom, 1996-99  
Olson, Rich, 2005  
Pagac, Fred, 2006-13  
Panagos, Jim, 2002-05  
Pariani, Brian, 2019-21  
Patera, Jack, 1969-75  
Patterson, A.C., 2019-21  
Patterson, Andre, 1998-99, 2014-  
Peters, Floyd, 1986-90  
**Pettine, Mike, 2022-**  
Petzing, Drew, 2014-19  
**Phillips, Wes, 2022-**  
Polamalu, Kennedy, 2017-21  
Polian, Dennis, 2009-10  
Priefer, Mike, 2011-18  
Radakovich, Dan, 1984  
Rallis, Nick, 2018-20  
**Rascati, Justin, 2022-**  
Rauscher, Phil, 2020-21  
Reese, Floyd, 1979-85  
Rehbein, Dick, 1984-91  
Reynolds, Diron, 2009-13  
Rhome, Jerry, 1994, 2005  
**Ridenour, Dan, 2022-**  
Rodriguez, Robert, 2015-19  
Rogers, Kevin, 2006-10  
Ross, Kevin, 2003-05  
Rowen, Keith, 1994-96  
Ryan, Buddy, 1976-77  
Salazar, Brent, 2016  
Saxon, James, 2011-13  
Schnelker, Bob, 1986-90  
Scott, Karl, 2021  
**Siefkes, Sam, 2021**  
**Siravo, Mike, 2023-**  
Sheldon, Matt, 2010-11  
Shultz, Kurtis, 2004-05  
Shurmur, Pat, 2016-17  
Shaw, Willie, 1992-93; 2001-02  
Sherman, Ray, 1995-97; '99  
Silverfield, Ryan, 2008-13  
Singletary, Mike, 2011-13  
**Smith, Mike, 2022-**  
Solomon, Richard, 1992-2001  
**Sorrentino, Tony, 2022-**  
Sparano, Tony, 2016-17  
Steckel, Les, 1979-83  
Stefanski, Kevin, 2006-19  
Steeple, Robert, 2021

Stewart, George, 2007-16  
Streight, Martin, 2006-13  
Sweatman, Mike, 1984  
Teerlinck, John, 1992-94  
**Terry, A'Lique, 2022**  
Thomas, Emmitt, 2000-01  
Tice, John, 1999-2005  
Tice, Mike, 1996-2001  
Tillman, Rusty, 2003-05  
Tomlin, Mike, 2006  
Trestman, Marc, 1985-86; '89-91  
Turner, Cameron, 2011-12  
Turner, Norv, 2014-16  
Turner, Scott, 2014-16  
**Udinski, Grant, 2022-**  
Uyeyama, Mark, 2017-20  
von Appen, Fred, 2000  
Walters, Trent, 1994-2001  
Warmath, Murray, 1978-79  
White, Chris, 2009-12  
West, Stan, 1961-63  
Wetzel, Steve, 1992-2003  
Wiggin, Paul, 1985-91  
Williams, Alan, 2012-13  
Willingham, Tyrone, 1992-94  
Wilson, Kirby, 2014-15  
Wolf, Mike, 1992-94  
Wood, Alex, 1999-2002  
Woods, Joe, 2006-13  
Woods, Josh, 2021  
Wyatt, Darrell, 2006  
Yowarsky, Walt, 1961-66  
Zauner, Gary, 1994-2001  
Zimmer, Adam, 2014-21

# VIKINGS YEAR-BY-YEAR

(Home Fields: 1961-81 Metropolitan Stadium, 1982-2013 HHH Metrodome, 2014-15 TCF Bank Stadium, 2016-Present U.S. Bank Stadium)

ALL-TIME RECORD: REGULAR SEASON 521-429-11 / POST SEASON 21-31 / OVERTIME 28-21-4

**1961**  
**Head Coach: Norm Van Brocklin**  
**Preseason (0-5)**  
 8/5 L 13 Dallas at Sioux Falls (4,954) 38  
 8/18 L 3 at Baltimore Colts (10,203) 13  
 8/26 L 10 San Fran. at Portland (27,044) 14  
 9/2 L 7 Chicago at Cedar Rapids (12,500) 30  
 9/10 L 17 L.A. Rams (27,982) 21  
**Regular Season (3-11)**  
**Finish: 7th in NFL Western Conference**  
 9/17 W 37 Chicago (32,236) 13  
 9/24 L 7 at Dallas (12,992) 21  
 10/1 L 33 at Baltimore Colts (54,259) 34  
 10/8 L 0 Dallas (33,070) 28  
 10/15 L 24 San Francisco (34,415) 38  
 10/22 L 7 Green Bay (42,007) 33  
 10/29 L 10 at Green Bay (Milw.) (44,112) 28  
 11/5 L 17 at L.A. Rams (38,594) 31  
 11/12 W 28 Baltimore Colts (38,010) 20  
 11/19 L 10 Detroit (32,296) 37  
 11/26 L 28 at San Francisco (43,905) 38  
 12/3 W 42 L.A. Rams (30,068) 21  
 12/10 L 7 at Detroit (42,655) 13  
 12/17 L 35 at Chicago (34,539) 52  
**285 407**

**1962**  
**Head Coach: Norm Van Brocklin**  
**Preseason (2-3)**  
 8/11 L 24 San Francisco at Seattle (22,500) 30  
 8/18 L 24 L.A. Rams at Portland (23,544) 33  
 8/25 L 21 St. L. Cards at Mpls.-Parade (15,500) 24  
 9/2 W 24 Baltimore Colts (29,544) 13  
 9/8 W 45 Dallas at Atlanta (12,500) 26  
**Regular Season (2-11-1)**  
**Finish: 6th in NFL Western Conference**  
 9/16 L 7 at Green Bay (38,669) 34  
 9/23 L 7 Baltimore Colts (30,787) 34  
 9/30 L 7 at San Francisco (38,407) 21  
 10/7 L 0 Chicago (33,141) 13  
 10/14 L 21 Green Bay (41,475) 48  
 10/21 W 38 at L.A. Rams (33,071) 14  
 10/28 W 31 Philadelphia (30,071) 21  
 11/4 L 31 at Pittsburgh (14,642) 39  
 11/11 L 30 at Chicago (46,984) 31  
 11/18 L 6 Detroit (31,257) 17  
 11/25 T 24 L.A. Rams (26,728) 24  
 12/2 L 12 San Francisco (33,076) 35  
 12/9 L 23 at Detroit (42,256) 37  
 12/16 L 17 at Baltimore Colts (53,645) 42  
**254 410**

**1963**  
**Head Coach: Norm Van Brocklin**  
**Preseason (4-1)**  
 8/10 W 43 San Francisco at Portland, Ore. (20,837) 28  
 8/17 W 27 at L.A. Rams (42,966) 3  
 8/25 W 17 N.Y. Giants (29,815) 16  
 8/31 L 27 Philadelphia at Hershey, PA (15,861) 34  
 9/6 W 35 at St. Louis (30,842) 0  
**Regular Season (5-8-1)**  
**Finish: Tied 4th in NFL Western Conference**  
 9/15 W 24 at San Francisco (30,781) 20  
 9/22 L 7 Chicago (33,923) 28  
 9/29 W 45 San Francisco (28,567) 14  
 10/6 L 14 St. Louis Cards (30,220) 56  
 10/13 L 28 Green Bay (42,567) 37  
 10/20 L 24 at L.A. Rams (30,555) 27  
 10/27 L 10 at Detroit (44,509) 28  
 11/3 W 21 L.A. Rams (33,567) 13  
 11/10 L 7 at Green Bay (42,327) 28  
 11/17 L 34 Baltimore Colts (33,136) 37  
 11/24 W 34 Detroit (28,763) 31  
 12/1 T 17 at Chicago (47,249) 17  
 12/8 L 10 at Baltimore Colts (54,122) 41  
 12/15 W 34 at Philadelphia (54,403) 13  
**309 390**

**1964**  
**Head Coach: Norm Van Brocklin**  
**Preseason (5-0)**  
 8/8 W 21 N.Y. Giants (31,581) 7  
 8/15 W 24 St. L. Cards at Atlanta (9,500) 10  
 8/22 W 24 San Fran. at Salt Lake (20,207) 21  
 8/29 W 34 at L.A. Rams (39,938) 23  
 9/5 W 21 Philadelphia at Hershey (9,212) 20  
**Regular Season (8-5-1)**  
**Finish: Tied 2nd in NFL Western Conference**  
 9/13 W 34 Baltimore Colts (35,563) 24  
 9/20 L 28 Chicago (41,387) 34  
 9/27 L 13 at L.A. Rams (50,009) 22  
 10/4 W 24 at Green Bay (42,327) 23  
 10/11 L 20 Detroit (40,840) 24  
 10/18 W 30 Pittsburgh (39,873) 10

10/25 W 27 at San Francisco (31,845) 22  
 11/1 L 13 Green Bay (44,278) 42  
 11/8 W 24 San Francisco (40,408) 7  
 11/15 L 14 at Baltimore Colts (60,213) 17  
 11/22 T 23 at Detroit (48,291) 23  
 11/29 W 34 L.A. Rams (31,677) 13  
 12/6 W 30 at N.Y. Giants (62,802) 21  
 12/13 W 41 at Chicago (46,486) 14  
**355 296**

**1965**  
**Head Coach: Norm Van Brocklin**  
**Preseason (5-0)**  
 8/14 W 31 Pittsburgh at Atlanta (39,240) 21  
 8/20 W 35 Philadelphia (43,125) 23  
 8/28 W 20 Washington at Charlotte, N.C. (20,426) 16  
 9/3 W 57 Dallas at Birmingham (41,500) 17  
 9/11 W 24 N.Y. Giants at Omaha (14,250) 9  
**Regular Season (7-7)**  
**Finish: 5th in NFL Western Conference**  
 9/19 L 16 at Baltimore Colts (56,562) 35  
 9/26 L 29 Detroit (46,826) 31  
 10/3 W 38 at L.A. Rams (36,755) 35  
 10/9 W 40 N.Y. Giants (44,283) Sat. night 14  
 10/17 L 37 Chicago (47,426) 45  
 10/24 W 42 at San Francisco (42,680) 41  
 10/31 W 27 at Cleveland (83,505) 17  
 11/7 W 24 L.A. Rams (47,426) 13  
 11/14 L 21 Baltimore Colts (47,426) 41  
 11/21 L 13 Green Bay (47,426) 48  
 11/28 L 24 San Francisco (40,306) 45  
 12/5 L 19 at Green Bay (40,852) 24  
 12/12 W 29 at Detroit (45,420) 7  
 12/19 W 24 at Chicago (46,604) 17  
**383 40**

**1966**  
**Head Coach: Norm Van Brocklin**  
**Preseason (3-1-1)**  
 8/6 T 6 Detroit at New Orleans (38,500) 6  
 8/13 W 35 Pittsburgh at Portland (21,228) 6  
 8/20 W 24 L.A. Rams (40,270) 10  
 8/26 W 30 Washington at Clev. (83,414) 27  
 9/2 L 24 at Dallas (58,316) 28  
**Regular Season (4-9-1)**  
**Finish: Tied 6th in NFL Western Conference**  
 9/11 T 20 at San Francisco (29,312) 20  
 9/18 L 23 Baltimore Colts (47,426) 38  
 9/25 L 17 at Dallas (64,116) 28  
 10/2 L 10 Chicago (47,426) 13  
 10/16 W 35 L.A. Rams (47,426) 7  
 10/23 L 17 at Baltimore Colts (60,238) 20  
 10/30 W 28 San Francisco (45,077) 3  
 11/6 W 20 at Green Bay (50,861) 17  
 11/13 L 31 Detroit (43,939) 32  
 11/20 L 6 at L.A. Rams (38,775) 21  
 11/27 L 16 Green Bay (47,426) 28  
 12/4 L 13 Atlanta (37,117) 20  
 12/11 W 28 at Detroit (43,022) 16  
 12/18 L 28 at Chicago (45,191) 41  
**292 304**

**1967**  
**Head Coach: Bud Grant**  
**Preseason (2-3)**  
 8/12 W 34 Philadelphia at Tulsa (24,500) 0  
 8/18 L 9 at Denver (31,850) 14  
 8/27 L 3 N.Y. Giants at New Haven (43,584) 21  
 9/2 W 16 Atlanta at Cleveland (84,236) 4  
 9/10 L 14 Cleveland (40,012) 32  
**Regular Season (3-8-3)**  
**Finish: 4th in NFL Central**  
 9/17 L 21 San Francisco (39,638) 27  
 9/22 L 3 at L.A. Rams (52,255) Fri. night 39  
 10/1 L 7 Chicago (44,868) 17  
 10/8 L 24 St. Louis Cards (40,017) 34  
 10/15 W 10 at Green Bay (Milw.) (49,601) 7  
 10/22 T 20 Baltimore Colts (47,693) 20  
 10/29 L 20 at Atlanta (52,859) 21  
 11/5 W 27 N.Y. Giants (44,960) 24  
 11/12 T 10 Detroit (40,032) 14  
 11/19 L 10 at Cleveland (68,431) 10  
 11/26 W 41 at Pittsburgh (23,773) 37  
 12/3 L 27 Green Bay (47,693) 20  
 12/10 T 10 at Chicago (40,110) 14  
 12/17 L 3 at Detroit (44,874) 10  
**233 294**

**1968**  
**Head Coach: Bud Grant**  
**Preseason (3-2)**  
 8/10 L 10 Kansas City (45,228) 13  
 8/17 W 39 at Denver (20,901) 16  
 8/24 W 52 Philadelphia (41,229) 10  
 9/1 L 28 at St. Louis Cards (25,233) 31

9/6 W 20 New Orleans at Shreveport, LA (23,000) 17  
**Regular Season (8-6)**  
**Finish: NFL Central Champions**  
 9/14 W 47 Atlanta (45,563) Sat. Night 7  
 9/22 W 26 at Green Bay (Milw.) (49,346) 13  
 9/29 L 17 Chicago (47,644) 27  
 10/6 W 24 Detroit (44,289) 10  
 10/13 L 17 at New Orleans (71,105) 20  
 10/20 L 7 Dallas (47,644) 20  
 10/27 L 24 at Chicago (46,562) 26  
 11/3 W 27 Washington (47,644) 14  
 11/10 W 14 Green Bay (47,644) 10  
 11/17 W 13 at Detroit (48,654) 6  
 11/24 L 9 at Baltimore Colts (60,238) 21  
 12/1 L 3 L.A. Rams (47,644) 31  
 12/8 W 30 at San Francisco (29,049) 20  
 12/15 W 24 at Philadelphia (54,530) 17  
**282 242**

**Western Conference Championship**  
 (Memorial Stadium, Baltimore, MD)  
 12/22 L 14 Baltimore Colts (60,238) 24  
**NFL Playoff Bowl**  
 (Orange Bowl, Miami, FL)  
 1/5/69 L 13 Dallas (22,961)\* 17  
 \*Statistics from game do not count.

**1969**  
**Head Coach: Bud Grant**  
**Preseason (5-1)**  
 8/2 W 45 Miami at Tampa (37,219) 10  
 8/9 W 26 Denver (45,916) 6  
 8/23 W 41 St. L. Cards at Memphis (34,417) 13  
 8/30 L 21 N.Y. Jets at Winston-Salem (31,500) 24  
 9/6 W 28 N.Y. Giants (47,900) 27  
 9/13 W 23 Cleveland at Akron (28,561) 16  
**Regular Season (12-2)**  
**Finish: NFL Central Champions**  
 9/21 L 23 at N.Y. Giants (62,900) 24  
 9/28 W 52 Baltimore Colts (47,900) 14  
 10/5 W 19 Green Bay at U. of MN (60,740) 7  
 10/12 W 31 at Chicago (45,757) 0  
 10/19 W 27 at St. Louis Cards (49,430) 10  
 10/26 W 24 Detroit (47,900) 10  
 11/2 W 31 Chicago (47,900) 14  
 11/9 W 51 Cleveland (47,900) 3  
 11/16 W 9 at Green Bay (Milw.) (48,321) 7  
 11/23 W 52 Pittsburgh (47,202) 14  
 11/27 W 27 at Detroit (57,906) Thanksgiving 0  
 12/7 W 20 at L.A. Rams (80,430) 13  
 12/14 W 10 San Francisco (43,028) 7  
 12/21 L 3 at Atlanta (52,872) 10  
**379 133**

**Western Conference Championship**  
 (Metropolitan Stadium, Bloomington, MN)  
 12/27 W 23 L.A. Rams (47,900) 20  
**NFL Championship**  
 (Metropolitan Stadium, Bloomington, MN)  
 1/4/70 W 27 Cleveland (47,900) 7  
**Super Bowl IV**  
 (Tulane Stadium, New Orleans, LA)  
 1/11/70 L 7 Kansas City (80,562) 23

**1970**  
**Head Coach: Bud Grant**  
**Preseason (4-2)**  
 8/8 L 13 New Orleans at Canton (17,932) 14  
 8/15 L 13 Pittsburgh (45,591) 20  
 8/22 W 14 at Houston (44,563) 7  
 8/30 W 52 N.Y. Jets (47,900) 21  
 9/5 W 24 at Cleveland (83,043) 21  
 9/11 W 31 at Chicago (46,630) 30  
**Regular Season (12-2)**  
**Finish: NFC Central Champions**  
 9/20 W 27 Kansas City (47,900) 10  
 9/27 W 26 New Orleans (47,900) 0  
 10/4 L 10 at Green Bay (Milw.) (47,967) 13  
 10/11 W 24 at Chicago (45,485) 0  
 10/18 W 54 Dallas (47,900) 13  
 10/26 W 13 L.A. Rams (47,900) Mon. night 3  
 11/1 W 30 at Detroit (58,210) 17  
 11/8 W 19 at Washington (50,415) 10  
 11/15 W 24 Detroit (47,900) 20  
 11/22 W 10 Green Bay (47,900) 3  
 11/29 L 10 at N.Y. Jets (62,333) 20  
 12/5 W 16 Chicago (47,900) Sat. day 13  
 12/13 W 35 at Boston (37,819) 14  
 12/20 W 37 at Atlanta (57,992) 7  
**335 143**

**NFC Divisional Playoffs**  
 (Metropolitan Stadium, Bloomington, MN)  
 12/27 L 14 San Francisco (46,050) 17



**Regular Season (9-7)**

**Finish: NFC Central Champions**

Table with columns: Date, Result, Opponent, Score. Rows include Atlanta (44,733), Philadelphia (46,460), Chicago (59,983), Detroit (80,291), Pittsburgh (47,583), Chicago (46,751), Cincinnati (44,487), Green Bay (44,361), Washington (52,060), Detroit (46,264), Tampa Bay (46,032), Green Bay (47,234), New Orleans (30,936), Tampa Bay (65,649), Cleveland (42,202), Houston (51,064).

**NFC Divisional Playoffs**

(Veterans Stadium, Philadelphia, PA) 1/3/81 L 16 Philadelphia (68,434) 31

**1981**

**Head Coach: Bud Grant**  
**Preseason (1-3)**

Table with columns: Date, Result, Opponent, Score. Rows include Miami (45,165), Washington (44,662), Atlanta (42,908), L.A. Rams (60,141).

**Regular Season (7-9)**

**Finish: 4th in NFC Central**

Table with columns: Date, Result, Opponent, Score. Rows include Tampa Bay (66,287) Sat. night, Oakland (47,186) M, Detroit (45,340), Green Bay (Mil.) (55,012), Chicago (43,827), San Diego (50,708), Philadelphia (45,459), St. Louis Cards (48,039), Denver (74,834) Mon. night, Tampa Bay (47,038), New Orleans (45,215), Atlanta (54,086) Mon. night, Green Bay (46,025), Chicago (50,766), Detroit (79,428) Sat. day, Kansas City (41,110).

**1982**

**Head Coach: Bud Grant**  
**Preseason (3-2)**

Table with columns: Date, Result, Opponent, Score. Rows include Baltimore at Canton (23,379), Atlanta (49,831), Seattle (57,880), Denver (73,371), New Orleans (59,810).

**Regular Season (5-4)**

**Finish: 2nd in NFC Central**

Table with columns: Date, Result, Opponent, Score. Rows include Tampa Bay (58,440), Buffalo (77,753) Thurs. night, Green Bay (Milw.) (44,681), Chicago (54,724), Miami (45,721), Baltimore (53,981), Detroit (73,052), N.Y. Jets (58,672), Dallas (60,007) Mon. night.

**NFC First-Round Playoffs**

(Metrodome, Minneapolis, MN) 1/9/83 W 30 Atlanta (60,560) 24

**NFC Second-Round Playoffs**

(RFK Stadium, Washington, DC) 1/15/83 L 7 Washington (54,593) 21

**1983**

**Head Coach: Bud Grant**  
**Preseason (3-1)**

Table with columns: Date, Result, Opponent, Score. Rows include St. Louis Cards at London (32,847), Baltimore (56,061), Seattle (54,402), Denver (59,435).

**Regular Season (8-8)**

**Finish: 4th in NFC Central**

Table with columns: Date, Result, Opponent, Score. Rows include Cleveland (70,087), San Francisco (58,167) Thur. night, Tampa Bay (47,567) (OT), Detroit (58,254), Dallas (62,136), Chicago (59,632), Houston (58,910), Green Bay (55,236) (OT), St. Louis Cards (38,796), Tampa Bay (59,239), Green Bay (60,113), Pittsburgh (58,417).

Table with columns: Date, Result, Opponent, Score. Rows include New Orleans (59,502), Detroit (79,169) Mon. night, Chicago (57,880), Cincinnati (51,565) Mon. night.

**1984**

**Head Coach: Les Steckel**  
**Preseason (1-3)**

Table with columns: Date, Result, Opponent, Score. Rows include Atlanta (51,693), Miami (54,003), Philadelphia (51,743), St. Louis Cards (35,864).

**Regular Season (3-13)**

**Finish: 5th in NFC Central**

Table with columns: Date, Result, Opponent, Score. Rows include San Diego (57,276), Philadelphia (55,942), Atlanta (53,955), Detroit (57,511), Seattle (57,171), Tampa Bay (47,405), L.A. Raiders (49,276), Detroit (57,953), Chicago (57,517), Tampa Bay (54,949), Green Bay (Milw.) (52,931), Denver (74,716), Chicago (56,881), Washington (55,017) Thurs. night, San Francisco (61,384) Sat. day, Green Bay (51,197).

**1985**

**Head Coach: Bud Grant**  
**Preseason (3-1)**

Table with columns: Date, Result, Opponent, Score. Rows include Miami (41,129), Pittsburgh (56,887), Seattle (56,562), Denver (69,373).

**Regular Season (7-9)**

**Finish: 3rd in NFC Central**

Table with columns: Date, Result, Opponent, Score. Rows include San Francisco (57,375), Tampa Bay (46,188), Chicago (61,242) Thurs. night, Buffalo (45,667), L.A. Rams (61,139), Green Bay (Mil.) (54,674), San Diego (61,670), Chicago (63,815), Detroit (58,012), Green Bay (59,970), Detroit (54,647), New Orleans (54,117), Philadelphia (54,688), Tampa Bay (51,593), Atlanta (14,167), Philadelphia (49,722).

**1986**

**Head Coach: Jerry Burns**  
**Preseason (3-1)**

Table with columns: Date, Result, Opponent, Score. Rows include Miami (52,865), Denver (53,193), Seattle (57,730), Indianapolis (57,969).

**Regular Season (9-7)**

**Finish: 2nd in NFC Central**

Table with columns: Date, Result, Opponent, Score. Rows include Detroit (54,851), Tampa Bay (34,579), Pittsburgh (56,795), Green Bay (60,478), Chicago (63,921), San Francisco (58,637) (OT), Chicago (62,851), Cleveland (59,133), Washington (51,928) (OT), Detroit (53,725), N.Y. Giants (62,003), Cincinnati (53,003), Tampa Bay (56,235), Green Bay (47,637), Houston (32,738), New Orleans (51,209).

**1987**

**Head Coach: Jerry Burns**  
**Preseason (2-2)**

Table with columns: Date, Result, Opponent, Score. Rows include New Orleans (52,884), Indianapolis (49,304), New England (49,339), Denver (74,081).

**Regular Season (8-7)**

**Finish: 2nd in NFC Central**

Table with columns: Date, Result, Opponent, Score. Rows include Detroit (57,061).

Table with columns: Date, Result, Opponent, Score. Rows include L.A. Rams (63,367), Green Bay (13,911), Chicago (32,113), Tampa Bay (20,850), Denver (51,011) M, Seattle (61,134), L.A. Raiders (57,150), Tampa Bay (48,605), Atlanta (53,866), Dallas (54,229) (OT) Thanks., Chicago (62,331) Suu. night, Green Bay (Milw.) (47,059), Detroit (27,693), Washington (59,160) (OT) Sat. day.

**NFC First-Round Playoffs**

(Superdome, New Orleans, LA) 1/3/88 W 44 New Orleans (68,127) 10

**NFC Divisional Playoffs**

(Candlestick Park, San Francisco, CA) 1/9/88 W 36 San Francisco (62,547) 24

**NFC Championship Game**

(RFK Stadium, Washington, DC) 1/17/88 L 10 Washington (55,212) 17

**1988**

**Head Coach: Jerry Burns**  
**Preseason (3-1)**

Table with columns: Date, Result, Opponent, Score. Rows include New Orleans (47,624), Chicago at Goteburg, Sweden (33,115), Phoenix Cards (45,429) (OT), Miami (51,463).

**Regular Season (11-5)**

**Finish: 2nd in NFC Central**

Table with columns: Date, Result, Opponent, Score. Rows include Buffalo (76,783), New England (55,545), Chicago (63,990), Philadelphia (56,012), Miami (59,867), Tampa Bay (55,374), Green Bay (59,053), Tampa Bay (48,020), San Francisco (60,738), Detroit (55,573), Dallas (57,830) Sun. night, Indianapolis Colts (58,342), Detroit (46,379) Thanksgiving, New Orleans (61,215), Green Bay (48,892), Chicago (62,067) Mon. night.

**NFC First-Round Playoffs**

(Metrodome, Minneapolis, MN) 12/26 W 28 L.A. Rams (57,666) 17

**NFC Divisional Playoffs**

(Candlestick Park, San Francisco, CA) 1/1/89 L 9 San Francisco (61,848) 34

**1989**

**Head Coach: Jerry Burns**  
**Preseason (3-1)**

Table with columns: Date, Result, Opponent, Score. Rows include Kansas City at Memphis (63,528), Washington (50,213), L.A. Rams (45,087), Cincinnati (49,867).

**Regular Season (10-6)**

**Finish: NFC Central Champions**

Table with columns: Date, Result, Opponent, Score. Rows include Houston (54,015), Chicago (66,475), Pittsburgh (50,744), Tampa Bay (54,817), Detroit (55,380), Green Bay (62,075), Detroit (51,579), N.Y. Giants (76,041) Mon. night, L.A. Rams (59,600) (OT), Tampa Bay (56,271), Philadelphia (65,944), Green Bay (Milw.) (55,592), Chicago (60,664) Sun. night, Atlanta (58,116), Cleveland (70,777) (OT), Cincinnati (58,829) Mon. night.

**NFC Divisional Playoffs**

(Candlestick Park, San Francisco, CA) 1/6/90 L 13 San Francisco (64,585) 41

**1990**

**Head Coach: Jerry Burns**  
**Preseason (3-1)**

Table with columns: Date, Result, Opponent, Score. Rows include New Orleans (48,154), Cleveland (60,989), Houston (46,191), Miami (44,689).

**Regular Season (6-10)**

**Finish: 5th in NFC Central**





11/1 W 38 at Green Bay (71,213) 26
11/8 BYE WEEK 10
11/15 W 27 Detroit (63,854) 9
11/22 W 35 Seattle (63,854) 10
11/29 W 36 Chicago (63,854) 30
12/6 L 17 at Arizona (64,121) Sun. night 10
12/13 W 30 Cincinnati (63,854) 26
12/20 L 7 at Carolina (73,515) Sun. night 36
12/28 L 30 at Chicago (62,479) (OT) Mon. night 7
1/3/10 W 44 N.Y. Giants (63,854) 312
470

NFC Divisional Playoffs (Metrodome, Minneapolis, MN) 1/17/10 W 34 Dallas (63,547) 3
NFC Championship (Superdome, New Orleans, LA) 1/24/10 L 28 New Orleans (71,276) (OT) 31

2010
Head Coach: Brad Childress (first 10 games), Leslie Frazier (final 6 games)
Preseason (3-1) 7
8/14 W 28 at St. Louis (40,801) 15
8/22 L 10 at San Francisco (69,732) 13
8/28 W 24 Seattle (63,550) 24
9/2 W 31 Denver (63,328) 14
Regular Season (6-10)
Finish: 4th in NFC North
9/9 L 9 at New Orleans (70,051) Thu. night 14
9/19 L 10 Miami (63,846) 14
9/26 W 24 Detroit(63,377) 10
10/3 BYE WEEK 29
10/11 L 20 at N.Y. Jets (77,909) Mon. night 21
10/17 W 24 Dallas (64,120) 28
10/24 L 24 at Green Bay (71,107) Sun. night 28
10/31 L 18 at New England (68,756) 24
11/7 W 27 Arizona (64,120) (OT) 27
11/14 L 13 at Chicago (62,206) 31
11/21 L 3 Green Bay (64,120) 13
11/28 W 17 at Washington (83,602) 14
12/5 W 38 Buffalo (64,012) 21
12/13 L 3 N.Y. Giants (45,910) # Mon. night 40
12/20 L 14 Chicago (45,504)\* Mon. night 14
12/28 W 24 at Philadelphia (69,144)\* Tue. night 20
1/2/11 L 13 at Detroit (57,013) 348
281

# Played at Ford Field, Detroit, moved due to weather-related Metrodome collapse
\* Played at TCF Bank Stadium, Univ. of MN
^ Delayed from 12/26 by blizzard in Philadelphia

2011
Head Coach: Leslie Frazier
Preseason (2-2) 14
8/13 L 3 at Tennessee (69,143) 7
8/20 W 20 at Seattle (65,599) 23
8/27 L 17 Dallas (62,800) 0
9/1 W 28 Houston (62,148) 24
Regular Season (3-13)
Finish: 4th in NFC North
9/11 L 17 at San Diego (66,716) 24
9/18 L 20 Tampa Bay (62,461) 26
9/25 L 23 Detroit (62,466) 22
10/2 L 17 at Kansas City (72,931) 10
10/9 W 34 Arizona (62,479) 10
10/16 L 10 at Chicago (62,322) Sun. night 33
10/23 L 27 Green Bay (63,946) 21
10/30 W 24 at Carolina (72,095) 45
11/6 BYE WEEK 27
11/14 L 7 at Green Bay (70,519) Mon. night 24
11/20 L 21 Oakland (62,748) 24
11/27 L 14 at Atlanta (68,115) 35
12/4 L 32 Denver (62,939) 34
12/11 L 28 at Detroit (63,988) 42
12/18 L 20 New Orleans (62,623) 26
12/24 W 33 at Washington (63,370) Sat. day 17
1/1/12 L 13 Chicago (62,867) 449
340

2012
Head Coach: Leslie Frazier
Preseason (1-3) 17
8/10 L 6 at San Francisco (69,732) 14
8/17 W 36 Buffalo (56,430) 12
8/24 L 10 San Diego (56,521) 28
8/30 L 24 at Houston (71,116) 23
Regular Season (10-6)
Finish: 2nd in NFC North
9/9 W 26 Jacksonville (56,607) (OT) 23
9/16 L 20 at Indianapolis (63,912) 23
9/23 W 24 San Francisco (57,288) 13
9/30 W 20 at Detroit (63,616) 13
10/7 W 30 Tennessee (57,652) 7
10/14 L 26 at Washington (78,476) 38
10/21 W 21 Arizona (61,068) 14
10/25 L 17 Tampa Bay (60,860) Thurs. night 36

11/4 L 20 at Seattle (67,584) 30
11/11 W 34 Detroit (64,059) 24
11/18 BYE WEEK 28
11/25 L 10 at Chicago (62,306) 28
12/2 L 14 at Green Bay (70,567) 14
12/9 W 21 Chicago (64,134) 22
12/16 W 36 at St. Louis (55,751) 12
12/23 W 23 at Houston (71,688) 6
12/30 W 37 Green Bay (64,134) 34
379 348

NFC First-Round Playoffs (Lambeau Field, Green Bay, WI) 1/5/13 L 10 at Green Bay (71,548) 24

2013
Head Coach: Leslie Frazier
Preseason (1-3) 27
8/9 L 13 Houston (62,306) 20
8/16 L 16 at Buffalo (60,164) 34
8/25 L 14 at San Francisco (69,732) 23
8/29 W 24 Tennessee (62,603) 34
Regular Season (5-10-1)
Finish: 4th in NFC North
9/8 L 24 at Detroit (62,461) 34
9/15 L 30 at Chicago (62,181) 31
9/22 L 27 Cleveland (63,672) 31
9/29 W 34 Pittsburgh at London ^ (83,518) 27
10/6 BYE WEEK 35
10/13 L 10 Carolina (63,963) 23
10/21 L 7 at N.Y. Giants (79,314) Mon. night 44
10/27 L 31 Green Bay (64,134) Sun. night 27
11/3 L 23 at Dallas (85,360) 27
11/7 W 34 Washington (64,011) Thurs. night 41
11/17 L 20 at Seattle (68,235) 26
11/24 T 26 at Green Bay (77,871) (OT) 20
12/1 W 23 Chicago (64,134) (OT) 29
12/8 L 26 at Baltimore (70,921) 30
12/15 W 48 Philadelphia (64,087) 42
12/22 L 14 at Cincinnati (61,555) 13
12/29 W 14 Detroit (64,134) 480
391

^Played at Wembley Stadium, London

2014
Head Coach: Mike Zimmer
Preseason (4-0) 6
8/8 W 10 Oakland (51,752) 28
8/16 W 38 Arizona (51,763) 12
8/23 W 30 at Kansas City (73,442) 3
8/28 W 19 at Tennessee (69,143) 3
Regular Season (7-9)
Finish: 3rd in NFC North
9/7 W 34 at St. Louis (55,919) 6
9/14 L 7 New England (52,350) 30
9/21 L 9 at New Orleans (73,005) 28
9/28 W 41 Atlanta (52,173) 48
10/2 L 10 at Green Bay (78,054) Thurs. night 22
10/12 L 3 Detroit (52,213) 17
10/19 L 16 at Buffalo (68,477) 17
10/26 W 19 at Tampa Bay (56,577) (OT) 13
11/2 W 29 Washington (52,252) 26
11/9 BYE WEEK 21
11/16 L 13 at Chicago (61,792) 21
11/23 L 21 Green Bay (52,386) 24
11/30 W 31 Carolina (52,016) 13
12/7 W 30 N.Y. Jets (52,152) (OT) 24
12/14 L 14 at Detroit (62,490) 16
12/21 L 15 at Miami (66,203) 37
12/28 W 13 Chicago (52,364) 3
325 343

2015
Head Coach: Mike Zimmer
Preseason (4-1) 3
8/9 W 14 Pittsburgh at Canton (23,379) 16
8/15 W 26 Tampa Bay (50,610) 12
8/22 W 20 Oakland (50,656) 14
8/29 W 28 at Dallas (86,082) 24
9/3 L 17 at Tennessee (61,294) 24
Regular Season (11-5)
Finish: 1st in NFC North
9/14 L 3 at San Francisco (70,499) Mon. night 20
9/20 W 26 Detroit (52,319) 16
9/27 W 31 San Diego (52,400) 23
10/4 L 20 at Denver (77,029) 14
10/11 BYE WEEK 10
10/18 W 16 Kansas City (52,480) 19
10/25 W 28 at Detroit (60,231) 20
11/1 W 23 at Chicago (62,231) 18
11/8 W 21 St. Louis (52,406) (OT) 20
11/15 W 30 at Oakland (54,700) 14
11/22 L 13 Green Bay (52,529) 30
11/29 W 20 at Atlanta (70,610) 10
12/6 L 7 Seattle (52,430) 28
12/10 L 20 at Arizona (64,784) Thurs. night 33
12/20 W 38 Chicago (52,421) 17
12/27 W 49 N.Y. Giants (52,455) Sun. night 13
1/3/16 W 20 at Green Bay (78,412) Sun. night 302
365

NFC First-Round Playoffs (TCF Bank Stadium, Minneapolis, MN) 1/10/16 L 9 Seattle (52,090) 10

2016
Head Coach: Mike Zimmer
Preseason (4-0) 16
8/12 W 17 at Cincinnati (50,737) 11
8/18 W 18 at Seattle (68,469) 10
8/28 W 23 San Diego (66,143) 25
9/1 W 27 LA Rams (66,262) 16
Regular Season (8-8)
Finish: 3rd in NFC North
9/11 W 25 at Tennessee (63,816) 14
9/18 W 17 Green Bay (66,813) Sun. night 10
9/25 W 22 at Carolina (73,818) 10
10/3 W 24 N.Y. Giants (66,690) Mon. night 13
10/9 W 31 Houston (66,683) 21
10/16 BYE WEEK 20
10/23 L 10 at Philadelphia (69,596) 22
10/31 L 10 at Chicago (60,422) Mon. night 22
11/6 L 16 Detroit (66,807) (OT) 26
11/13 L 20 at Washington (78,216) 24
11/20 W 30 Arizona (66,808) 16
11/24 L 13 at Detroit (63,793) Thanksgiving 17
12/1 L 15 Dallas (66,860) Thurs. night 16
12/11 W 25 at Jacksonville (62,701) 34
12/18 L 6 Indianapolis (66,820) 38
12/24 L 25 at Green Bay (77,856) Sat. day 10
1/1/17 W 38 Chicago (66,808) 307
327

2017
Head Coach: Mike Zimmer
Preseason (2-2) 10
8/10 W 17 at Buffalo (60,459) 20
8/18 L 13 at Seattle (68,550) 31
8/27 W 32 San Francisco (66,551) 30
8/31 L 9 Miami (66,409) 19
Regular Season (13-3)
Finish: 1st in NFC North
9/11 W 29 New Orleans (66,606) Mon. night 26
9/17 L 9 at Pittsburgh (65,971) 17
9/24 W 34 Tampa Bay (66,390) 14
10/1 L 7 Detroit (66,730) 17
10/9 W 20 at Chicago (61,834) Mon. night 10
10/15 W 23 Green Bay (66,848) 16
10/22 W 24 Baltimore (66,751) 16
10/29 W 33 at Cleveland (London) ^ (74,237) 30
11/5 BYE WEEK 7
11/12 W 38 at Washington (74,476) 23
11/19 W 24 Los Angeles Rams (66,809) 9
11/23 W 30 at Detroit (66,613) Thanksgiving 31
12/3 W 14 at Atlanta (71,185) 7
12/10 L 24 at Carolina (73,728) 0
12/17 W 34 Cincinnati (66,833) 10
12/23 W 16 at Green Bay (78,092) Sat. night 252
12/31 W 23 Chicago (66,808) 382

^ Played at Twickenham Stadium, London
NFC Divisional Round Playoffs (U.S. Bank Stadium, Minneapolis, MN) 1/14/18 W 29 New Orleans (66,612) 24
NFC Championship Game (Lincoln Financial Field, Philadelphia, PA) 1/21/18 L 7 Philadelphia (69,596) 38

2018
Head Coach: Mike Zimmer
Preseason (3-1) 28
8/11 W 42 at Denver (75,530) 14
8/18 L 10 Jacksonville (66,637) 20
8/24 W 21 Seattle (66,676) 3
8/30 W 13 at Tennessee (61,455) 16
Regular Season (8-7-1)
Finish: 2nd in NFC North
9/9 W 24 San Francisco (66,673) 29
9/16 T 29 at Green Bay (78,461) (OT) 27
9/23 L 6 Buffalo (66,800) 38
9/27 L 31 at L.A. Rams (72,027) Thurs. night 21
10/7 W 23 at Philadelphia (69,696) 17
10/14 W 27 Arizona (66,801) 17
10/21 W 37 at N.Y. Jets (77,982) 30
10/28 L 20 New Orleans (66,801) Sun. night 9
11/4 W 24 Detroit (66,825) 25
11/11 BYE WEEK 17
11/18 L 20 at Chicago (61,651) 17
11/25 W 24 Green Bay (66,872) Sun. night 24
12/2 L 10 at New England (65,878) 21
12/10 L 7 at Seattle (69,007) Mon. night 17
12/16 W 41 Miami (66,841) 9
12/23 W 27 at Detroit (61,641) 24
12/30 L 10 Chicago (66,878) 341
360

**2019****Head Coach: Mike Zimmer****Preseason (3-1)**

|      |   |    |                         |    |
|------|---|----|-------------------------|----|
| 8/9  | W | 34 | at New Orleans (73,018) | 25 |
| 8/18 | W | 25 | Seattle (66,636)        | 19 |
| 8/24 | W | 20 | Arizona (66,698)        | 9  |
| 8/29 | L | 23 | at Buffalo (57,765)     | 27 |

**Regular Season (10-6)****Finish: 2nd in NFC North**

|       |   |    |                                  |    |
|-------|---|----|----------------------------------|----|
| 9/8   | W | 28 | Atlanta (66,714)                 | 12 |
| 9/15  | L | 16 | at Green Bay (78,416)            | 28 |
| 9/22  | W | 34 | Oakland (66,738)                 | 14 |
| 9/29  | L | 6  | at Chicago (62,131)              | 16 |
| 10/6  | W | 28 | at NY Giants (75,041)            | 10 |
| 10/13 | W | 38 | Philadelphia (66,837)            | 20 |
| 10/20 | W | 42 | at Detroit (60,314)              | 30 |
| 10/24 | W | 19 | Washington (66,776) Thurs. night | 9  |
| 11/3  | L | 23 | at Kansas City (73,615)          | 26 |
| 11/10 | W | 28 | at Dallas (91,188) Sun. night    | 24 |
| 11/17 | W | 27 | Denver (66,883)                  | 23 |
| 11/24 |   |    | BYE WEEK                         |    |
| 12/2  | L | 30 | at Seattle (69,080) Mon. night   | 37 |
| 12/8  | W | 20 | Detroit (66,776)                 | 7  |
| 12/15 | W | 39 | at LA Chargers (25,445)          | 10 |
| 12/23 | L | 10 | Green Bay (67,167) Mon. night    | 23 |
| 12/29 | L | 19 | Chicago (66,913)                 | 21 |

**407 303****NFC First-Round Playoffs**

(Mercedes-Benz Stadium, New Orleans, LA)

|     |   |    |                              |    |
|-----|---|----|------------------------------|----|
| 1/5 | W | 26 | at New Orleans (73,038) (OT) | 20 |
|-----|---|----|------------------------------|----|

**NFC Divisional Round Playoffs**

(Levi's Stadium, Santa Clara, CA)

|      |   |    |                           |    |
|------|---|----|---------------------------|----|
| 1/11 | L | 10 | at San Francisco (71,649) | 27 |
|------|---|----|---------------------------|----|

**2020****Head Coach: Mike Zimmer****Regular Season (7-9)****Finish: 3rd in NFC North**

|       |   |    |                                 |    |
|-------|---|----|---------------------------------|----|
| 9/13  | L | 34 | Green Bay (0)                   | 43 |
| 9/20  | L | 11 | at Indianapolis (2,500)         | 28 |
| 9/27  | L | 30 | Tennessee (0)                   | 31 |
| 10/4  | W | 31 | at Houston (12,102)             | 23 |
| 10/11 | L | 26 | at Seattle (0) Sun. night       | 27 |
| 10/18 | L | 23 | Atlanta (0)                     | 40 |
| 10/25 |   |    | BYE WEEK                        |    |
| 11/1  | W | 28 | at Green Bay (0)                | 22 |
| 11/8  | W | 34 | Detroit (0)                     | 20 |
| 11/16 | W | 19 | at Chicago (0) Mon. night       | 13 |
| 11/22 | L | 28 | Dallas (0)                      | 31 |
| 11/29 | W | 28 | Carolina (0)                    | 27 |
| 12/6  | W | 27 | Jacksonville (0) (OT)           | 24 |
| 12/13 | L | 14 | at Tampa Bay (16,031)           | 26 |
| 12/20 | L | 27 | Chicago (0)                     | 33 |
| 12/25 | L | 33 | at New Orleans (3,000) Fri. day | 52 |
| 1/3   | W | 37 | at Detroit (0)                  | 35 |

**430 475****2021****Head Coach: Mike Zimmer****Preseason (0-3)**

|      |   |    |                         |    |
|------|---|----|-------------------------|----|
| 8/13 | L | 6  | Denver (66,028)         | 33 |
| 8/20 | L | 10 | Indianapolis (66,022)   | 12 |
| 8/27 | L | 25 | at Kansas City (72,680) | 28 |

**Regular Season (8-9)****Finish:**

|        |   |    |                                  |    |
|--------|---|----|----------------------------------|----|
| 9/12   | L | 24 | at Cincinnati (56,525) OT        | 27 |
| 9/19   | L | 33 | at Arizona (60,115)              | 34 |
| 9/26   | W | 30 | Seattle (66,729)                 | 17 |
| 10/3   | L | 7  | Cleveland (66,703)               | 14 |
| 10/10  | W | 19 | Detroit (66,538)                 | 17 |
| 10/17  | W | 34 | at Carolina (72,104) OT          | 28 |
| 10/24  |   |    | BYE WEEK                         |    |
| 10/31  | L | 16 | Dallas Sun. night (66,633)       | 20 |
| 11/7   | L | 31 | at Baltimore (70,599)            | 34 |
| 11/14  | W | 27 | at LA Chargers (70,240)          | 20 |
| 11/21  | W | 34 | Green Bay (66,959)               | 31 |
| 11/28  | L | 26 | at San Francisco (71,493)        | 34 |
| 12/5   | L | 27 | at Detroit (45,691)              | 29 |
| 12/9   | W | 36 | Pittsburgh (66,718) Thurs. night | 28 |
| 12/20  | W | 17 | at Chicago (60,082) Mon. night   | 9  |
| 12/26  | L | 30 | LA Rams (66,708)                 | 23 |
| 1/2/22 | L | 10 | at Green Bay (77,832) Sun. night | 37 |
| 1/9/22 | W | 31 | Chicago (66,625)                 | 17 |

**425 426****2022****Head Coach: Kevin O'Connell****Preseason (0-3)**

|      |   |    |                        |    |
|------|---|----|------------------------|----|
| 8/14 | L | 20 | at Las Vegas (61,177)  | 26 |
| 8/20 | L | 7  | San Francisco (66,714) | 17 |
| 8/27 | L | 13 | at Denver (76,473)     | 23 |

**Regular Season (13-4)****Finish:**

|      |   |    |                                     |    |
|------|---|----|-------------------------------------|----|
| 9/11 | W | 23 | Green Bay (66,959)                  | 7  |
| 9/19 | L | 7  | at Philadelphia (69,879) Mon. night | 24 |
| 9/25 | W | 28 | Detroit (66,638)                    | 24 |
| 10/2 | W | 28 | vs. New Orleans (London) (60,639)   | 25 |
| 10/9 | W | 29 | Chicago (66,929)                    | 22 |

|       |   |    |                                 |    |
|-------|---|----|---------------------------------|----|
| 10/16 | W | 24 | at Miami (66,100)               | 16 |
| 10/23 |   |    | BYE WEEK                        |    |
| 10/30 | W | 34 | Arizona (66,742)                | 26 |
| 11/6  | W | 20 | at Washington (58,651)          | 17 |
| 11/13 | W | 33 | at Buffalo (70,844) OT          | 30 |
| 11/20 | L | 3  | Dallas (66,992)                 | 40 |
| 11/24 | W | 33 | New England (T'giving) (66,918) | 26 |
| 12/4  | W | 27 | NY Jets (66,973)                | 22 |
| 12/11 | L | 23 | at Detroit (66,374)             | 34 |
| 12/17 | W | 39 | Indianapolis (66,801) OT        | 36 |
| 12/24 | W | 27 | NY Giants (66,919) Sat. day     | 24 |
| 1/1   | L | 17 | at Green Bay (78,190)           | 41 |
| 1/8   | W | 29 | at Chicago (60,007)             | 13 |

**424 427****NFC First-Round Playoffs**

(U.S. Bank Stadium, Minneapolis, MN)

|      |   |    |                    |    |
|------|---|----|--------------------|----|
| 1/15 | L | 24 | NY Giants (66,721) | 31 |
|------|---|----|--------------------|----|

**2023****Head Coach: Kevin O'Connell****Preseason (0-3)**

|      |   |    |                     |    |
|------|---|----|---------------------|----|
| 8/10 | L | 13 | at Seattle (68,179) | 24 |
| 8/19 | L | 16 | Tennessee (66,689)  | 7  |
| 8/26 | L | 17 | Arizona (66,641)    | 18 |

**Regular Season (5-4)****Finish:**

|        |   |    |                                   |    |
|--------|---|----|-----------------------------------|----|
| 9/10   | L | 17 | Tampa Bay (66,741)                | 20 |
| 9/14   | L | 28 | at Philadelphia (69,879)          | 34 |
| 9/24   | L | 24 | Los Angeles Chargers (66,878)     | 28 |
| 10/1   | W | 21 | at Carolina (72,842)              | 13 |
| 10/8   | L | 27 | Kansas City (67,003)              | 20 |
| 10/15  | W | 19 | at Chicago (62,167)               | 13 |
| 10/23  | W | 22 | San Francisco (66,975) Mon. night | 17 |
| 10/29  | W | 24 | at Green Bay (78,113)             | 10 |
| 11/5   | W | 31 | at Atlanta (69,715)               | 28 |
| 11/12  |   |    | New Orleans                       |    |
| 11/19  |   |    | at Denver                         |    |
| 11/27  |   |    | Chicago                           |    |
| 12/3   |   |    | BYE WEEK                          |    |
| 12/10  |   |    | at Las Vegas                      |    |
| 12/TBD |   |    | at Cincinnati                     |    |
| 12/24  |   |    | Detroit                           |    |
| 12/31  |   |    | Green Bay                         |    |
| 1/TBD  |   |    | at Detroit                        |    |



# VIKINGS SUPER BOWL SEASONS

## 1969 - Super Bowl IV vs. Kansas City at Tulane Stadium, New Orleans

The Vikings advanced to the first Super Bowl in franchise history by capping a 12-2 regular season with playoff wins over the LA Rams in the Western Conference Championship at Met Stadium on December 27 and topping the Cleveland Browns the following week in the final NFL Championship game in league history at the Met. The games were the first playoff wins in franchise history and came in Bud Grant's 3rd season as head coach. The 1969 season was the last under the AFL-NFL format before the rival leagues merged for the 1970 campaign as the NFL and adopted the AFC and NFC conferences and re-alignment.

Grant earned his only NFL Coach of the Year honors for the '69 season.

An estimated TV audience of 44.3 million tuned in to CBS to hear Jack Buck and Pat Summerall call the action. The halftime show featured the Southern University marching band and a tribute to Mardi Gras.

### AWARD WINNERS:

**ALL-PRO:** Carl Eller, Alan Page, Mick Tingelhoff

**PRO BOWL:** Carl Eller, Joe Kapp, Paul Krause, Gary Larsen, Jim Marshall, Mick Tingelhoff, Gene Washington

**NFL COACH OF THE YEAR:** Bud Grant

### TEAM LEADERS:

**RUSHING:** Dave Osborn- 186 attempts, 643 yards, 7 TDs

**PASSING:** Joe Kapp- 237 attempts, 120 completions, 1,726 yards, 19 TDs, 13 INTs

**RECEIVING:** Gene Washington- 39 receptions, 821 yards, 9 TDs

**SCORING:** Fred Cox- 43 PAT, 26 FG, 121 points

**INTERCEPTIONS:** Bobby Bryant- 9 INT, 87 yards

**TACKLES:** Lonnie Warwick- 76 tackles

**SACKS:** Carl Eller- 15.0

# SUPER BOWL IV

### USUAL STARTERS:

#### DEFENSE

DE Carl Eller  
DT Gary Larsen  
DT Alan Page  
DE Jim Marshall  
LB Roy Winston  
LB Lonnie Warwick  
LB Wally Hilgenberg  
CB Earsell Mackbee  
CB Bobby Bryant  
SS Karl Kassulke  
FS Paul Krause

### USUAL STARTERS:

#### OFFENSE

WR Gene Washington  
LT Grady Alderman  
LG Jim Vellone  
C Mick Tingelhoff  
RG Milt Sunde  
RT Doug Davis  
TE John Beasley  
WR John Henderson  
QB Joe Kapp  
RB Dave Osborn  
FB Bill Brown

## 1969

**Head Coach:** Bud Grant

**Regular Season (12-2)**

**Finish: NFL Central Champions**

|       |   |    |                                  |            |
|-------|---|----|----------------------------------|------------|
| 9/21  | L | 23 | at N.Y. Giants (62,900)          | 24         |
| 9/28  | W | 52 | Baltimore Colts (47,900)         | 14         |
| 10/5  | W | 19 | Green Bay at U. of MN (60,740)   | 7          |
| 10/12 | W | 31 | at Chicago (45,757)              | 0          |
| 10/19 | W | 27 | at St. Louis Cards (49,430)      | 10         |
| 10/26 | W | 24 | Detroit (47,900)                 | 10         |
| 11/2  | W | 31 | Chicago (47,900)                 | 14         |
| 11/9  | W | 51 | Cleveland (47,900)               | 3          |
| 11/16 | W | 9  | at Green Bay (Milw.) (48,321)    | 7          |
| 11/23 | W | 52 | Pittsburgh (47,202)              | 14         |
| 11/27 | W | 27 | at Detroit (57,906) Thanksgiving | 0          |
| 12/7  | W | 20 | at L.A. Rams (80,430)            | 13         |
| 12/14 | W | 10 | San Francisco (43,028)           | 7          |
| 12/21 | L | 3  | at Atlanta (52,872)              | 10         |
|       |   |    |                                  | <b>133</b> |

**379**

**Western Conference Championship**

(Metropolitan Stadium, Bloomington, MN)

12/27 W 23 L.A. Rams (47,900) 20

**NFL Championship**

(Metropolitan Stadium, Bloomington, MN)

1/4/70 W 27 Cleveland (47,900) 7

**Super Bowl IV**

(Tulane Stadium, New Orleans, LA)

1/11/70 L 7 Kansas City (80,562) 23

## 1973 - Super Bowl VIII vs. Miami at Rice Stadium, Houston

The Vikings earned their second Super Bowl berth in club history following the 1973 season, riding a 12-2 regular season into playoff wins over Washington at Met Stadium in the Divisional Round and then capturing the NFC title in Dallas, which remains the only road NFC Championship Game the Vikings have won. The team was spearheaded by QB Fran Tarkenton, who was back with the club for the 2nd season as the starter following a 1972 trade that brought the scrambler back from New York. Tarkenton got a new weapon in NFL Rookie of the Year RB Chuck Foreman and Page was recognized as the NFL's Defensive Player of the Year for the 2nd time in 3 seasons (1971, '73).

An estimated TV audience of 41.6 million heard the CBS crew of Ray Scott, Pat Summerall and Bart Starr do the game. The halftime show featured the University of Texas marching band with Miss Texas as a fiddle accompaniment in the A Muscial America program.

### AWARD WINNERS:

**ALL-PRO:** Carl Eller, John Gilliam, Alan Page, Fran Tarkenton, Ron Yary

**PRO BOWL:** Carl Eller, Chuck Foreman, John Gilliam, Paul Krause, Alan Page, Jeff Siemon, Ron Yary

**NFL DEFENSIVE PLAYER OF THE YEAR:** Alan Page

**NFL ROOKIE OF THE YEAR:** Chuck Foreman

### TEAM LEADERS:

**RUSHING:** Dave Osborn- 182 attempts, 801 yards, 4 TDs

**PASSING:** Fran Tarkenton- 378 attempts, 215 completions, 2,651 yards, 18 TDs, 13 INTs

**RECEIVING:** John Gilliam- 42 receptions, 907 yards, 8 TDs

**SCORING:** Fred Cox- 33 PAT, 21 FG, 96 points

**INTERCEPTIONS:** Bobby Bryant- 7 INT, 105 yards, 1 TD

**TACKLES:** Jeff Siemon- 155 tackles

**SACKS:** Carl Eller- 11.0

# SUPER BOWL VIII

### USUAL STARTERS:

#### OFFENSE

WR Carroll Dale  
LT Grady Alderman  
LG Ed White  
C Mick Tingelhoff  
RG Milt Sunde  
RT Ron Yary  
TE Stu Voigt  
WR John Gilliam  
QB Fran Tarkenton  
RB Chuck Foreman  
RB Oscar Reed

### USUAL STARTERS:

#### DEFENSE

DE Carl Eller  
DT Gary Larsen  
DT Alan Page  
DE Jim Marshall  
LB Roy Winston  
LB Jeff Siemon  
LB Wally Hilgenberg  
CB Nate Wright  
CB Bobby Bryant  
SS Jeff Wright  
FS Paul Krause

## 1973

**Head Coach:** Bud Grant

**Regular Season (12-2)**

**Finish: NFC Central Champions**

|       |   |    |                                     |            |
|-------|---|----|-------------------------------------|------------|
| 9/16  | W | 24 | Oakland (46,619)                    | 16         |
| 9/23  | W | 22 | at Chicago (55,701)                 | 13         |
| 9/30  | W | 11 | Green Bay (48,503)                  | 3          |
| 10/7  | W | 23 | at Detroit (54,418)                 | 9          |
| 10/14 | W | 17 | at San Francisco (59,359)           | 13         |
| 10/21 | W | 28 | Philadelphia (48,503)               | 21         |
| 10/28 | W | 10 | L.A. Rams (48,503)                  | 9          |
| 11/4  | W | 26 | Cleveland (48,503)                  | 3          |
| 11/11 | W | 28 | Detroit (48,503)                    | 7          |
| 11/19 | L | 14 | at Atlanta (50,850) Mon. night      | 20         |
| 11/25 | W | 31 | Chicago (48,503)                    | 13         |
| 12/2  | L | 0  | at Cincinnati (59,580)              | 27         |
| 12/8  | W | 31 | at Green Bay (56,267) Sat. day      | 7          |
| 12/16 | W | 31 | at N.Y. Giants (New Haven) (70,041) | 7          |
|       |   |    |                                     | <b>168</b> |

**296**

**NFC Divisional Playoffs**

(Metropolitan Stadium, Bloomington, MN)

12/22 W 27 Washington (46,409) 20

**NFC Championship Game**

(Texas Stadium, Irving, TX)

12/30 W 27 Dallas (60,272) 10

**Super Bowl VIII**

(Rice Stadium, Houston, TX)

1/13/74 L 7 Miami (68,142) 24

**1974 - Super Bowl IX vs. Pittsburgh at Tulane Stadium, New Orleans**

The Vikings notched consecutive Super Bowl berths in 1973 and 1974, advancing with a 10-4 regular season mark to the NFC Playoffs in '74 with an offense that ranked #3 in the NFL and a defense ranked #10. Having both units in the top 10 was the 1st time achieving the feat in franchise history and the offense didn't reach #3 again until 1994. The Vikings hosted both the Divisional Round game vs. St. Louis and the NFC title game against Los Angeles at the Met, grinding out a 14-10 win in the game.

The game was broadcast on NBC with Curt Gowdy, Al DeRogatis and Don Meredith on the call for an estimated audience of 42.4 million. The Grambling Band led a tribute to Duke Ellington at half.

**AWARD WINNERS:**

**ALL-PRO:** Alan Page, Ed White, Ron Yary

**PRO BOWL:** Carl Eller, Chuck Foreman, John Gilliam, Paul Krause, Alan Page, Fran Tarkenton, Ron Yary

**TEAM LEADERS:**

**RUSHING:** Chuck Foreman- 199 attempts, 777 yards, 9 TDs

**PASSING:** Fran Tarkenton- 351 attempts, 199 completions, 2,598 yards, 17 TDs, 12 INTs

**RECEIVING:** Chuck Foreman- 53 receptions, 586 yards, 6 TDs

**SCORING:** Chuck Foreman- 15 TDs, 90 points

**INTERCEPTIONS:** Nate Wright- 6 INT, 91 yards

**TACKLES:** Jeff Siemon- 151 tackles

**SACKS:** Alan Page- 11.0



**USUAL STARTERS:**

**OFFENSE**

WR Jim Lash  
 LT Charles Goodrum  
 LG Ed White  
 C Mick Tingelhoff  
 RG Andy Maurer  
 RT Ron Yary  
 TE Stu Voigt  
 WR John Gilliam  
 QB Fran Tarkenton  
 RB Chuck Foreman  
 RB Dave Osborn

**USUAL STARTERS:**

**DEFENSE**

DE Carl Eller  
 DT Doug Sutherland  
 DT Alan Page  
 DE Jim Marshall  
 LB Roy Winston  
 LB Jeff Siemon  
 LB Wally Hilgenberg  
 CB Nate Wright  
 CB Jackie Wallace  
 SS Jeff Wright  
 FS Paul Krause

|   |   |            |                                      |
|---|---|------------|--------------------------------------|
| <b>1974</b>                             |   |            |                                      |
| <b>Head Coach: Bud Grant</b>            |   |            |                                      |
| <b>Regular Season (10-4)</b>            |   |            |                                      |
| <b>Finish: NFC Central Champions</b>    |   |            |                                      |
| 9/15                                    | W | 32         | at Green Bay (56,312) 17             |
| 9/22                                    | W | 7          | at Detroit (49,703) 6                |
| 9/29                                    | W | 11         | Chicago (46,619) 7                   |
| 10/6                                    | W | 23         | at Dallas (60,817) 21                |
| 10/13                                   | W | 51         | Houston (48,490) 10                  |
| 10/20                                   | L | 16         | Detroit (48,501) 20                  |
| 10/27                                   | L | 14         | New England (48,497) 17              |
| 11/3                                    | W | 17         | at Chicago (55,753) 0                |
| 11/11                                   | W | 28         | at St.L Cards (51,392) Mon. night 24 |
| 11/17                                   | L | 7          | Green Bay (48,480) 19                |
| 11/24                                   | L | 17         | at L.A. Rams (90,266) 20             |
| 12/1                                    | W | 29         | New Orleans (48,456) 9               |
| 12/7                                    | W | 23         | Atlanta (48,480) Sa 10               |
| 12/14                                   | W | 35         | at Kansas City (72,474) Sat. day 15  |
| <b>310</b>                              |   | <b>195</b> |                                      |
| <b>NFC Divisional Playoffs</b>          |   |            |                                      |
| (Metropolitan Stadium, Bloomington, MN) |   |            |                                      |
| 12/21                                   | W | 30         | St. Louis Cards (44,626) 14          |
| <b>NFC Championship Game</b>            |   |            |                                      |
| (Metropolitan Stadium, Bloomington, MN) |   |            |                                      |
| 12/29                                   | W | 14         | L.A. Rams (47,404) 10                |
| <b>Super Bowl IX</b>                    |   |            |                                      |
| (Tulane Stadium, New Orleans, LA)       |   |            |                                      |
| 1/12/75                                 | L | 6          | Pittsburgh (80,997) 16               |

**1976 - Super Bowl XI vs. Oakland at Rose Bowl, Pasadena**

The Vikings celebrated America's Bicentennial with the 3rd Super Bowl appearance in 4 seasons, advancing to Super Bowl XI against Oakland, playing the 1st Super Bowl at the venerable Rose Bowl. The '76 NFC title made the Vikings the 1st team to play in 4 Super Bowls and the berth was the 4th in 8 seasons for the club. The Vikings 24-13 NFC title game win included one of the most memorable plays in team history when Bobby Bryant returned a blocked Rams FG 90 yards to open the scoring. The Rams cut the lead to 17-13 before a Sammy Johnson TD run put the game away in the 4th quarter of what would be the last home NFC Championship game for the Vikings until the 1998 season.

The offense gained a pair of valuable playmakers that set the tone for the season by trading for Ahmad Rashad and drafting Sammy White, who went on to be the NFL's Rookie of the Year.

The crowd of 103,438 remains the biggest audience the Vikings have played in front of and was the 1st Super Bowl crowd over 100,000, a mark that still stands 3rd in the history of the game, all 3 crowds coming at the Rose Bowl. An estimated TV audience of 44.4 million heard Curt Gowdy and Don Meredith relay the action on NBC. A Disney production entertained at halftime with a program called It's a Small World, including a stadium-wide card stunt.

**AWARD WINNERS:**

**ALL-PRO:** Chuck Foreman, Ron Yary

**PRO BOWL:** Chuck Foreman, Alan Page, Jeff Siemon, Fran Tarkenton, Ed White, Sammy White, Ron Yary

**NFL ROOKIE OF THE YEAR:** Sammy White

**TEAM LEADERS:**

**RUSHING:** Chuck Foreman- 278 attempts, 1,155 yards, 13 TDs

**PASSING:** Fran Tarkenton- 412 attempts, 255 completions, 2,961 yards, 17 TDs, 8 INTs

**RECEIVING:** Chuck Foreman- 55 receptions, 567 yards, 1 TD

**SCORING:** Fred Cox- 32 PAT, 19 FG, 89 points

**INTERCEPTIONS:** Nat Wright- 7 INT, 47 yards, 0 TD

**TACKLES:** Jeff Siemon- 161 tackles

**SACKS:** Alan Page- 18.0



**USUAL STARTERS:**

**OFFENSE**

WR Ahmad Rashad  
 LT Steve Riley  
 LG Charles Goodrum  
 C Mick Tingelhoff  
 RG Ed White  
 RT Ron Yary  
 TE Stu Voigt  
 WR Sammy White  
 QB Fran Tarkenton  
 RB Chuck Foreman  
 RB Brent McClanahan

**USUAL STARTERS:**

**DEFENSE**

DE Carl Eller  
 DT Doug Sutherland  
 DT Alan Page  
 DE Jim Marshall  
 LB Matt Blair  
 LB Jeff Siemon  
 LB Wally Hilgenberg  
 CB Nate Wright  
 CB Nate Allen  
 SS Jeff Wright  
 FS Paul Krause

|   |   |            |                                     |
|---|---|------------|-------------------------------------|
| <b>1976</b>                             |   |            |                                     |
| <b>Head Coach: Bud Grant</b>            |   |            |                                     |
| <b>Regular Season (11-2-1)</b>          |   |            |                                     |
| <b>Finish: NFC Central Champions</b>    |   |            |                                     |
| 9/12                                    | W | 40         | at New Orleans (58,156) 9           |
| 9/19                                    | T | 10         | L.A. Rams (47,310) (OT) 10          |
| 9/26                                    | W | 10         | at Detroit (77,292) 9               |
| 10/4                                    | W | 17         | Pittsburgh (47,809) Mon. night 6    |
| 10/10                                   | W | 20         | Chicago (47,948) 19                 |
| 10/17                                   | W | 24         | N.Y. Giants (47,156) 7              |
| 10/24                                   | W | 31         | at Philadelphia (56,233) 12         |
| 10/31                                   | L | 13         | at Chicago (56,602) 14              |
| 11/7                                    | W | 31         | Detroit (46,735) 23                 |
| 11/14                                   | W | 27         | Seattle (45,087) 21                 |
| 11/21                                   | W | 17         | at Green Bay (Mil.) (53,104) 10     |
| 11/29                                   | L | 16         | at San Fran. (56,775) Mon. night 20 |
| 12/5                                    | W | 20         | Green Bay (43,700) 9                |
| 12/11                                   | W | 29         | at Miami (46,543) Sat. day 7        |
| <b>305</b>                              |   | <b>176</b> |                                     |
| <b>NFC Divisional Playoffs</b>          |   |            |                                     |
| (Metropolitan Stadium, Bloomington, MN) |   |            |                                     |
| 12/18                                   | W | 35         | Washington (47,221) 20              |
| <b>NFC Championship Game</b>            |   |            |                                     |
| (Metropolitan Stadium, Bloomington, MN) |   |            |                                     |
| 12/26                                   | W | 24         | L.A. Rams (47,191) 13               |
| <b>Super Bowl XI</b>                    |   |            |                                     |
| (Rose Bowl, Pasadena, CA)               |   |            |                                     |
| 1/9/77                                  | L | 14         | Oakland (103,438) 32                |

# YEAR-BY-YEAR CHAMPIONS

## NATIONAL FOOTBALL LEAGUE - WESTERN CONFERENCE

WESTERN CONFERENCE: Minnesota, Baltimore, Chicago, Detroit, Green Bay, Los Angeles, San Francisco

|      | VIKINGS              | CONFERENCE CHAMP | NFL CHAMP | SUPER BOWL    | NFL MVP                  | COACH OF THE YEAR        |
|------|----------------------|------------------|-----------|---------------|--------------------------|--------------------------|
| 1961 | 3-11 (7th Western)   | Green Bay        | Green Bay |               | Paul Hornung, Green Bay  | Allie Sherman, NY Giants |
| 1962 | 2-11-1 (6th Western) | Green Bay        | Green Bay |               | Jim Taylor, Green Bay    | Allie Sherman, NY Giants |
| 1963 | 5-8-1 (T4th Western) | Chicago          | Chicago   |               | Y.A. Tittle, NY Giants   | George Halas, Chicago    |
| 1964 | 8-5-1 (T2nd Western) | Baltimore        | Cleveland |               | Johnny Unitas, Baltimore | Don Shula, Baltimore     |
| 1965 | 7-7 (T5th Western)   | Green Bay        | Green Bay |               | Jim Brown, Cleveland     | George Halas, Chicago    |
| 1966 | 4-9-1 (T6th Western) | Green Bay        | Green Bay | Green Bay (I) | Bart Starr, Green Bay    | Tom Landry, Dallas       |

## NATIONAL FOOTBALL LEAGUE - WESTERN CONFERENCE-CENTRAL DIVISION

CENTRAL DIVISION: Minnesota, Chicago, Green Bay, Detroit

|      | VIKINGS             | DIVISION CHAMP | NFL CHAMP | SUPER BOWL       | NFL MVP                  | COACH OF THE YEAR             |
|------|---------------------|----------------|-----------|------------------|--------------------------|-------------------------------|
| 1967 | 3-8-3 (4th Central) | Green Bay      | Green Bay | Green Bay (II)   | Johnny Unitas, Baltimore | Shula & George Allen, LA Rams |
| 1968 | 8-6 (1st Central)   | Minnesota      | Baltimore | NY Jets (III)    | Earl Morrall, Baltimore  | Don Shula, Baltimore          |
| 1969 | 12-2 (1st Central)  | Minnesota      | Minnesota | Kansas City (IV) | Roman Gabriel, LA Rams   | Bud Grant, Minnesota          |

## NATIONAL FOOTBALL LEAGUE - NATIONAL FOOTBALL CONFERENCE-CENTRAL DIVISION

CENTRAL DIVISION: Minnesota, Chicago, Green Bay, Detroit, Tampa Bay (1977-2001)

|      | VIKINGS              | DIVISION CHAMP | NFC CHAMP      | SUPER BOWL             | NFL MVP                    | COACH OF THE YEAR          |
|------|----------------------|----------------|----------------|------------------------|----------------------------|----------------------------|
| 1970 | 12-2 (1st Central)   | Minnesota      | Dallas         | Baltimore (V)          | John Brodie, San Francisco | Paul Brown, Cincinnati     |
| 1971 | 11-3 (1st Central)   | Minnesota      | Dallas         | Dallas (VI)            | Alan Page, Minnesota       | George Allen, Washington   |
| 1972 | 7-7 (3rd Central)    | Green Bay      | Washington     | Miami (VII)            | Larry Brown, Washington    | Don Shula, Miami           |
| 1973 | 12-2 (1st Central)   | Minnesota      | Minnesota      | Miami (VIII)           | O.J. Simpson, Buffalo      | Chuck Knox, LA Rams        |
| 1974 | 10-4 (1st Central)   | Minnesota      | Minnesota      | Pittsburgh (IX)        | Ken Stabler, Oakland       | Don Coryell, St. Louis     |
| 1975 | 12-2 (1st Central)   | Minnesota      | Dallas         | Pittsburgh (X)         | Fran Tarkenton, Minnesota  | Ted Marchibroda, Baltimore |
| 1976 | 11-2-1 (1st Central) | Minnesota      | Minnesota      | Oakland (XI)           | Bert Jones, Baltimore      | Forrest Gregg, Cleveland   |
| 1977 | 9-5 (1st Central)    | Minnesota      | Dallas         | Dallas (XII)           | Walter Payton, Chicago     | Red Miller, Denver         |
| 1978 | 8-7-1 (1st Central)  | Minnesota      | Dallas         | Pittsburgh (XIII)      | Terry Bradshaw, Pittsburgh | Jack Patera, Seattle       |
| 1979 | 7-9 (3rd Central)    | Tampa Bay      | Los Angeles    | Pittsburgh (XIV)       | Earl Campbell, Houston     | Jack Gibbs, Washington     |
| 1980 | 9-7 (1st Central)    | Vikings        | Philadelphia   | Oakland (XV)           | Brian Sipe, Cleveland      | Chuck Knox, Buffalo        |
| 1981 | 7-9 (4th Central)    | Tampa Bay      | San Francisco  | San Francisco (XVI)    | Ken Anderson, Cincinnati   | Bill Walsh, San Francisco  |
| 1982 | 5-4 (2nd Central)    | none (strike)  | Washington     | Washington (XVII)      | Mark Moseley, Washington   | Joe Gibbs, Washington      |
| 1983 | 8-8 (3rd Central)    | Detroit        | Washington     | Oakland (XVIII)        | Joe Theismann, Washington  | Joe Gibbs, Washington      |
| 1984 | 3-13 (5th Central)   | Chicago        | San Francisco  | San Francisco (XIX)    | Dan Marino, Miami          | Chuck Knox, Seattle        |
| 1985 | 7-9 (3rd Central)    | Chicago        | Chicago        | Chicago (XX)           | Marcus Allen, LA Raiders   | Mike Ditka, Chicago        |
| 1986 | 9-7 (2nd Central)    | Chicago        | NY Giants      | NY Giants (XXI)        | Lawrence Taylor, NY Giants | Bill Parcells, NY Giants   |
| 1987 | 8-7 (2nd Central)    | Chicago        | Washington     | Washington (XXII)      | John Elway, Denver         | Jim Mora, New Orleans      |
| 1988 | 11-5 (2nd Central)   | Chicago        | San Francisco  | San Francisco (XXIII)  | Boomer Esiason, Cincinnati | Mike Ditka, Chicago        |
| 1989 | 10-6 (1st Central)   | Minnesota      | San Francisco  | San Francisco (XXIV)   | Joe Montana, San Francisco | Lindy Infante, Green Bay   |
| 1990 | 6-10 (5th Central)   | Chicago        | NY Giants      | NY Giants (XXV)        | Joe Montana, San Francisco | Jimmy Johnson, Dallas      |
| 1991 | 8-8 (3rd Central)    | Detroit        | Washington     | Washington (XXVI)      | Thurman Thomas, Buffalo    | Wayne Fontes, Detroit      |
| 1992 | 11-5 (1st Central)   | Minnesota      | Dallas         | Dallas (XXVII)         | Steve Young, San Francisco | Bill Cowher, Pittsburgh    |
| 1993 | 9-7 (2nd Central)    | Detroit        | Washington     | Washington (XXVIII)    | Emmitt Smith, Dallas       | Dan Reeves, NY Giants      |
| 1994 | 10-6 (1st Central)   | Minnesota      | San Francisco  | San Francisco (XXIX)   | Steve Young, San Francisco | Bill Parcells, New England |
| 1995 | 8-8 (4th Central)    | Green Bay      | Dallas         | Dallas (XXX)           | Brett Favre, Green Bay     | Ray Rhodes, Philadelphia   |
| 1996 | 9-7 (2nd Central)    | Green Bay      | Green Bay      | Green Bay (XXXI)       | Brett Favre, Green Bay     | Dom Capers, Carolina       |
| 1997 | 9-7 (4th Central)    | Green Bay      | Green Bay      | Denver (XXXII)         | Brett Favre, Green Bay     | Jim Fassel, NY Giants      |
| 1998 | 15-1 (1st Central)   | Minnesota      | Atlanta        | Denver (XXXIII)        | Terrell Davis, Denver      | Dan Reeves, Atlanta        |
| 1999 | 10-6 (2nd Central)   | Tampa Bay      | St. Louis Rams | St. Louis Rams (XXXIV) | Kurt Warner, St. Louis     | Dick Vermeil, St. Louis    |
| 2000 | 11-5 (1st Central)   | Minnesota      | NY Giants      | Baltimore (XXXV)       | Marshall Faulk, St. Louis  | Jim Haslett, New Orleans   |
| 2001 | 5-11 (4th Central)   | Chicago        | St. Louis Rams | New England (XXXVI)    | Kurt Warner, St. Louis     | Dick Jauron, Chicago       |

## NATIONAL FOOTBALL LEAGUE - NATIONAL FOOTBALL CONFERENCE- NORTH DIVISION

NORTH DIVISION: Minnesota, Chicago, Detroit, Green Bay

|      | VIKINGS            | DIVISION CHAMP | NFC CHAMP     | SUPER BOWL            | NFL MVP                      | COACH OF THE YEAR               |
|------|--------------------|----------------|---------------|-----------------------|------------------------------|---------------------------------|
| 2002 | 6-10 (2nd North)   | Green Bay      | Tampa Bay     | Tampa Bay (XXXVII)    | Rich Gannon, Oakland         | Andy Reid, Philadelphia         |
| 2003 | 9-7 (2nd North)    | Green Bay      | Carolina      | New England (XXXVIII) | Manning, Ind./McNair, Tenn.  | Bill Belichick, New England     |
| 2004 | 8-8 (2nd North)    | Green Bay      | Philadelphia  | New England (XXXIX)   | Peyton Manning, Indianapolis | Marty Schottenheimer, San Diego |
| 2005 | 9-7 (2nd North)    | Chicago        | Seattle       | Pittsburgh (XL)       | Shaun Alexander, Seattle     | Lovie Smith, Chicago            |
| 2006 | 6-10 (3rd North)   | Chicago        | Chicago       | Indianapolis (XLI)    | LaDainian Tomlinson, S.D.    | Sean Payton, New Orleans        |
| 2007 | 8-8 (2nd North)    | Green Bay      | NY Giants     | NY Giants (XLII)      | Tom Brady, New England       | Bill Belichick, New England     |
| 2008 | 10-6 (1st North)   | Minnesota      | Arizona       | Pittsburgh (XLIII)    | Peyton Manning, Indianapolis | Mike Smith, Atlanta             |
| 2009 | 12-4 (1st North)   | Minnesota      | New Orleans   | New Orleans (XLIV)    | Peyton Manning, Indianapolis | Marvin Lewis, Cincinnati        |
| 2010 | 6-10 (4th North)   | Chicago        | Green Bay     | Green Bay (XLV)       | Tom Brady, New England       | Bill Belichick, New England     |
| 2011 | 3-13 (4th North)   | Green Bay      | NY Giants     | NY Giants (XLVI)      | Aaron Rodgers, Green Bay     | Jim Harbaugh, San Francisco     |
| 2012 | 10-6 (2nd North)   | Green Bay      | San Francisco | Baltimore (XLVII)     | Adrian Peterson, Minnesota   | Bruce Arians, Indianapolis      |
| 2013 | 5-10-1 (4th North) | Green Bay      | Seattle       | Seattle (XLVIII)      | Peyton Manning, Denver       | Ron Rivera, Carolina            |
| 2014 | 7-9 (3rd North)    | Green Bay      | Seattle       | New England (XLIX)    | Aaron Rodgers, Green Bay     | Bruce Arians, Arizona           |
| 2015 | 11-5 (1st North)   | Minnesota      | Carolina      | Denver (50)           | Cam Newton, Carolina         | Ron Rivera, Carolina            |
| 2016 | 8-8 (3rd North)    | Green Bay      | Atlanta       | New England (LI)      | Matt Ryan, Atlanta           | Jason Garrett, Dallas           |
| 2017 | 13-3 (1st North)   | Minnesota      | Philadelphia  | Philadelphia (LII)    | Tom Brady, New England       | Sean McVay, LA Rams             |
| 2018 | 8-7-1 (2nd North)  | Chicago        | Los Angeles   | New England (LIII)    | Patrick Mahomes, Kansas City | Matt Nagy, Chicago              |
| 2019 | 10-6 (2nd North)   | Green Bay      | San Francisco | Kansas City (LIV)     | Lamar Jackson, Baltimore     | John Harbaugh, Baltimore        |
| 2020 | 7-9 (3rd North)    | Green Bay      | Tampa Bay     | Tampa Bay (LV)        | Aaron Rodgers, Green Bay     | Kevin Stefanski, Cleveland      |
| 2021 | 8-9 (2nd North)    | Green Bay      | Los Angeles   | Los Angeles (LVI)     | Aaron Rodgers, Green Bay     | Mike Vrabel, Tennessee          |
| 2022 | 13-4 (1st North)   | Minnesota      | Philadelphia  | Kansas City (LVII)    | Patrick Mahomes, Kansas City | Brian Daboll, NY Giants         |

# ALL-TIME SUPER BOWL RESULTS

| SUPERBOWL... | DATE.....    | RESULT.....                           | SITE.....            | MVP.....                                |
|--------------|--------------|---------------------------------------|----------------------|---|
| I.....       | 1/15/67..... | Green Bay 35, Kansas City 10.....     | Los Angeles.....     | QB Bart Starr, Green Bay                |
| II.....      | 1/14/68..... | Green Bay 33, Oakland 14.....         | Miami.....           | QB Bart Starr, Green Bay                |
| III.....     | 1/12/69..... | NY Jets 16, Baltimore 7.....          | Miami.....           | QB Joe Namath, NY Jets                  |
| IV.....      | 1/11/70..... | Kansas City 23, Minnesota 7.....      | New Orleans.....     | QB Len Dawson, Kansas City              |
| V.....       | 1/17/71..... | Baltimore 16, Dallas 13.....          | Miami.....           | LB Chuck Howley, Dallas                 |
| VI.....      | 1/16/72..... | Dallas 24, Miami 3.....               | New Orleans.....     | QB Roger Staubach, Dallas               |
| VII.....     | 1/14/73..... | Miami 14, Washington 7.....           | Los Angeles.....     | S Jake Scott, Miami                     |
| VIII.....    | 1/13/74..... | Miami 24, Minnesota 7.....            | Houston.....         | RB Larry Csonka, Miami                  |
| IX.....      | 1/12/75..... | Pittsburgh 16, Minnesota 6.....       | New Orleans.....     | RB Franco Harris, Pittsburgh            |
| X.....       | 1/18/76..... | Pittsburgh 21, Dallas 17.....         | Miami.....           | WR Lynn Swann, Pittsburgh               |
| XI.....      | 1/9/77.....  | Oakland 32, Minnesota 14.....         | Pasadena.....        | WR Fred Biletnikoff, Oakland            |
| XII.....     | 1/15/78..... | Dallas 27, Denver 10.....             | New Orleans.....     | DT Randy White/DE Harvey Martin, Dallas |
| XIII.....    | 1/21/79..... | Pittsburgh 35, Dallas 31.....         | Miami.....           | QB Terry Bradshaw, Pittsburgh           |
| XIV.....     | 1/20/80..... | Pittsburgh 31, Los Angeles 19.....    | Pasadena.....        | QB Terry Bradshaw, Pittsburgh           |
| XV.....      | 1/25/81..... | Oakland 27, Philadelphia 10.....      | New Orleans.....     | QB Jim Plunkett, Oakland                |
| XVI.....     | 1/24/82..... | San Francisco 26, Cincinnati 21.....  | Pontiac.....         | QB Joe Montana, San Francisco           |
| XVII.....    | 1/30/83..... | Washington 27, Miami 17.....          | Pasadena.....        | RB John Riggins, Washington             |
| XVIII.....   | 1/22/84..... | LA Raiders 38, Washington 9.....      | Tampa.....           | RB Marcus Allen, LA Raiders             |
| XIX.....     | 1/20/85..... | San Francisco 38, Miami 16.....       | Stanford.....        | QB Joe Montana, San Francisco           |
| XX.....      | 1/26/86..... | Chicago 46, New England 10.....       | New Orleans.....     | DE Richard Dent, Chicago                |
| XXI.....     | 1/25/87..... | NY Giants 39, Denver 20.....          | Pasadena.....        | QB Phil Simms, NY Giants                |
| XXII.....    | 1/31/88..... | Washington 42, Denver 10.....         | San Diego.....       | QB Doug Williams, Washington            |
| XXIII.....   | 1/22/89..... | San Francisco 20, Cincinnati 16.....  | South Florida.....   | WR Jerry Rice, San Francisco            |
| XXIV.....    | 1/28/90..... | San Francisco 55, Denver 10.....      | New Orleans.....     | QB Joe Montana, San Francisco           |
| XXV.....     | 1/27/91..... | NY Giants 20, Buffalo 19.....         | Tampa.....           | RB Ottis Anderson, NY Giants            |
| XXVI.....    | 1/26/92..... | Washington 37, Buffalo 24.....        | Minneapolis.....     | QB Mark Rypien, Washington              |
| XXVII.....   | 1/31/93..... | Dallas 52, Buffalo 17.....            | Pasadena.....        | QB Troy Aikman, Dallas                  |
| XXVIII.....  | 1/30/94..... | Dallas 30, Buffalo 13.....            | Atlanta.....         | RB Emmitt Smith, Dallas                 |
| XXIX.....    | 1/29/95..... | San Francisco 49, San Diego 26.....   | South Florida.....   | QB Steve Young, San Francisco           |
| XXX.....     | 1/28/96..... | Dallas 27, Pittsburgh 17.....         | Tempe.....           | CB Larry Brown, Dallas                  |
| XXXI.....    | 1/26/97..... | Green Bay 35, New England 21.....     | New Orleans.....     | KR/PR Desmond Howard, Green Bay         |
| XXXII.....   | 1/25/98..... | Denver 31, Green Bay 24.....          | San Diego.....       | RB Terrell Davis, Denver                |
| XXXIII.....  | 1/31/99..... | Denver 34, Atlanta 19.....            | South Florida.....   | QB John Elway, Denver                   |
| XXXIV.....   | 1/30/00..... | St. Louis 23, Tennessee 16.....       | Atlanta.....         | QB Kurt Warner, St. Louis               |
| XXXV.....    | 1/28/01..... | Baltimore 34, NY Giants 7.....        | Tampa.....           | LB Ray Lewis, Baltimore                 |
| XXXVI.....   | 2/3/02.....  | New England 20, St. Louis 17.....     | New Orleans.....     | QB Tom Brady, New England               |
| XXXVII.....  | 1/26/03..... | Tampa Bay 48, Oakland 21.....         | San Diego.....       | S Dexter Jackson, Tampa Bay             |
| XXXVIII..... | 2/1/04.....  | New England 32, Carolina 29.....      | Houston.....         | QB Tom Brady, New England               |
| XXXIX.....   | 2/6/05.....  | New England 24, Philadelphia 21.....  | Jacksonville.....    | WR Deion Branch, New England            |
| XL.....      | 2/5/06.....  | Pittsburgh 21, Seattle 10.....        | Detroit.....         | WR Hines Ward, Pittsburgh               |
| XLI.....     | 2/4/07.....  | Indianapolis 29, Chicago 17.....      | South Florida.....   | QB Peyton Manning, Indianapolis         |
| XLII.....    | 2/3/08.....  | NY Giants 17, New England 14.....     | Glendale.....        | QB Eli Manning, NY Giants               |
| XLIII.....   | 2/1/09.....  | Pittsburgh 27, Arizona 23.....        | Tampa.....           | WR Santonio Holmes, Pittsburgh          |
| XLIV.....    | 2/7/10.....  | New Orleans 31, Indianapolis 17.....  | South Florida.....   | QB Drew Brees, New Orleans              |
| XLV.....     | 2/6/11.....  | Green Bay 31, Pittsburgh 25.....      | North Texas.....     | QB Aaron Rodgers, Green Bay             |
| XLVI.....    | 2/5/12.....  | NY Giants 21, New England 17.....     | Indianapolis.....    | QB Eli Manning, NY Giants               |
| XLVII.....   | 2/3/13.....  | Baltimore 34, San Francisco 31.....   | New Orleans.....     | QB Joe Flacco, Baltimore                |
| XLVIII.....  | 2/2/14.....  | Seattle 43, Denver 8.....             | East Rutherford..... | LB Malcolm Smith, Seattle               |
| XLIX.....    | 2/1/15.....  | New England 28, Seattle 24.....       | Glendale.....        | QB Tom Brady, New England               |
| 50.....      | 2/7/16.....  | Denver 24, Carolina 10.....           | Santa Clara.....     | LB Von Miller, Denver                   |
| LI.....      | 2/5/17.....  | New England 34, Atlanta 28 (OT).....  | Houston.....         | QB Tom Brady, New England               |
| LII.....     | 2/4/18.....  | Philadelphia 41, New England 33.....  | Minneapolis.....     | QB Nick Foles, Philadelphia             |
| LIII.....    | 2/3/19.....  | New England 13, Los Angeles 3.....    | Atlanta.....         | WR Julian Edelman, New England          |
| LIV.....     | 2/2/20.....  | Kansas City 31, San Francisco 20..... | South Florida.....   | QB Patrick Mahomes, Kansas City         |
| LV.....      | 2/7/21.....  | Tampa Bay 31, Kansas City 9.....      | Tampa.....           | QB Tom Brady, Tampa Bay                 |
| LVI.....     | 2/13/22..... | Los Angeles 23, Cincinnati 20.....    | Los Angeles.....     | WR Cooper Kupp, Los Angeles             |
| LVII.....    | 2/12/23..... | Kansas City 38, Philadelphia 35.....  | Glendale.....        | QB Patrick Mahomes, Kansas City         |
| LVIII.....   | 2/11/24..... | .....                                 | Las Vegas.....       | .....                                   |

# VIKINGS ALL-TIME RECORD

| .....                      | Won | Lost | Tied | Pct. | Games  | .....                       | Won | Lost | Tied | Pct. | Games |
|----------------------------|-----|------|------|------|--------|-----------------------------|-----|------|------|------|-------|
| Preseason (1961-2023)      | 160 | 110  | 3    | .596 | 273    | NFC Regular and Post-Season | 438 | 357  | 11   | .548 | 806   |
| Regular Season (1961-2023) | 521 | 429  | 11   | .544 | 961    | AFC Regular and Post-Season | 104 | 103  | 0    | .504 | 207   |
| Postseason (1961-2023)     | 21  | 31   | 0    | .403 | 52     | All Regular and Post-Season | 542 | 460  | 11   | .537 | 1,013 |
| All Games (1961-2023)      | 703 | 569  | 14   | .552 | 1,285* |                             |     |      |      |      |       |
| NFC Regular Season         | 417 | 330  | 11   | .556 | 758    |                             |     |      |      |      |       |
| AFC Regular Season         | 104 | 99   | 0    | .515 | 203    |                             |     |      |      |      |       |

\*Vikings faced Dallas in Playoff Bowl on 1/5/69, a postseason exhibition game after being eliminated from playoffs. The game does not count in all-time postseason record and statistics from the game do not count.

## VIKINGS VS. NFC CENTRAL & SERIES VS. NFC NORTH

\*\*\*1970-2001 Tampa Bay was not in NFC Central in 1976 and moved to NFC South for the 2002 season

| Playoff Appearances (Since 1961) | Western Conf./Division Titles (Since 1961) | Team              | Total Games (Incl. Playoffs) | All-Time Series | NFC North Titles |
|----------------------------------|--|-------------------|------------------------------|-----------------|------------------|
| 31- Minnesota Vikings            | 20- Minnesota Vikings                      | Chicago Bears     | 125                          | 66-57-2         | 4                |
| 30- Green Bay Packers            | 20- Green Bay Packers                      | Detroit Lions     | 123                          | 80-41-2         | 0                |
| 17- Chicago Bears                | 9- Chicago Bears                           | Green Bay Packers | 124                          | 57-65-3         | 11               |
| 11- Detroit Lions                | 3- Detroit Lions                           | Minnesota Vikings | 7                            | -               | 5                |
| 6- Tampa Bay Buccaneers          | 3- Tampa Bay Buccaneers                    |                   |                              |                 |                  |

## VIKINGS ALL-TIME RECORDS BY MONTH (REGULAR & POST SEASON)

|                       | Total Games  | August W-L-T | September W-L-T | October W-L-T    | November W-L-T   | December W-L-T   | January W-L-T  | Totals            |
|-----------------------|--------------|--------------|-----------------|------------------|------------------|------------------|----------------|-------------------|
| Arizona/St. Louis     | 30           | 0-0-0        | 0-1-0           | 8-6-0            | 6-2-0            | 3-3-0            | 1-0-0          | 18-12-0           |
| Atlanta               | 33           | 0-0-0        | 109-0-0         | 2-3-0            | 5-3-0            | 4-5-0            | 1-1-0          | 21-12-0           |
| Baltimore             | 7            | 0-0-0        | 0-0-0           | 2-0-0            | 0-1-0            | 1-2-0            | 0-1-0          | 3-4-0             |
| Buffalo               | 15           | 1-0-0        | 1-4-0           | 2-2-0            | 1-0-0            | 4-0-0            | 0-0-0          | 9-6-0             |
| Carolina              | 17           | 0-0-0        | 3-2-0           | 5-2-0            | 3-0-0            | 0-2-0            | 0-0-0          | 11-6-0            |
| Chicago               | 125          | 0-0-0        | 14-15-0         | 19-18-0          | 13-9-0           | 16-13-2          | 4-2-0          | 66-57-2           |
| Cincinnati            | 14           | 0-0-0        | 1-2-0           | 0-1-0            | 2-1-0            | 4-3-0            | 0-0-0          | 7-7-0             |
| Cleveland             | 17           | 0-0-0        | 3-1-0           | 2-2-0            | 4-1-0            | 2-1-0            | 1-0-0          | 12-5-0            |
| Dallas                | 34           | 0-0-0        | 1-4-0           | 4-6-0            | 6-3-0            | 1-5-0            | 3-1-0          | 15-19-0           |
| Denver                | 15           | 0-0-0        | 1-1-0           | 4-1-0            | 3-3-0            | 0-2-0            | 0-0-0          | 8-7-0             |
| Detroit               | 123          | 0-0-0        | 19-7-0          | 17-10-0          | 25-9-2           | 17-14-0          | 2-1-0          | 80-41-2           |
| Green Bay             | 126          | 0-0-0        | 12-8-1          | 16-15-0          | 18-22-2          | 10-17-0          | 2-3-0          | 58-65-3           |
| Houston               | 5            | 0-0-0        | 0-0-0           | 3-0-0            | 1-0-0            | 1-0-0            | 0-0-0          | 5-0-0             |
| Indianapolis          | 27           | 0-0-0        | 2-6-0           | 1-2-1            | 2-5-0            | 3-5-0            | 0-0-0          | 8-18-1            |
| Jacksonville          | 7            | 0-0-0        | 1-0-0           | 0-0-0            | 2-0-0            | 3-1-0            | 0-0-0          | 6-1-0             |
| Kansas City           | 14           | 0-0-0        | 1-2-0           | 1-2-0            | 0-2-0            | 3-2-0            | 0-1-0          | 5-9-0             |
| Las Vegas/Oakland     | 16           | 0-0-0        | 2-3-0           | 0-1-0            | 4-2-0            | 0-3-0            | 0-1-0          | 6-10-0            |
| Los Angeles/St. Louis | 47           | 0-0-0        | 3-3-1           | 6-4-0            | 8-4-1            | 10-6-0           | 0-1-0          | 27-18-2           |
| Los Angeles/San Diego | 15           | 0-0-0        | 1-3-0           | 2-0-0            | 4-3-0            | 1-1-0            | 0-0-0          | 8-7-0             |
| Miami                 | 14           | 0-0-0        | 2-2-0           | 1-2-0            | 0-1-0            | 3-2-0            | 0-1-0          | 6-8-0             |
| New England           | 14           | 0-0-0        | 2-1-0           | 0-4-0            | 2-2-0            | 1-2-0            | 0-0-0          | 5-9-0             |
| New Orleans           | 37           | 0-0-0        | 5-4-0           | 3-3-0            | 8-3-0            | 4-2-0            | 4-1-0          | 24-13-0           |
| New York Giants       | 31           | 0-0-0        | 0-2-0           | 6-4-0            | 4-2-0            | 7-2-0            | 1-3-0          | 18-13-0           |
| New York Jets         | 12           | 0-0-0        | 0-0-0           | 2-3-0            | 0-3-0            | 2-2-0            | 0-0-0          | 4-8-0             |
| Philadelphia          | 31           | 0-0-0        | 2-5-0           | 7-3-0            | 0-2-0            | 6-2-0            | 0-4-0          | 15-16-0           |
| Pittsburgh            | 19           | 0-0-0        | 3-2-0           | 2-2-0            | 3-2-0            | 2-2-0            | 0-1-0          | 10-9-0            |
| San Francisco         | 50           | 0-0-0        | 10-4-1          | 7-3-0            | 1-6-0            | 5-8-0            | 1-4-0          | 24-25-1           |
| Seattle               | 19           | 0-0-0        | 1-2-0           | 1-2-0            | 3-4-0            | 1-4-0            | 0-1-0          | 6-13-0            |
| Tampa Bay             | 57           | 0-0-0        | 9-7-0           | 10-8-0           | 9-6-0            | 5-3-0            | 0-0-0          | 33-24-0           |
| Tennessee             | 14           | 0-0-0        | 2-2-0           | 5-0-0            | 0-1-0            | 2-2-0            | 0-0-0          | 9-5-0             |
| Washington            | 28           | 0-0-0        | 1-1-0           | 2-2-0            | 8-4-0            | 4-2-0            | 0-4-0          | 15-13-0           |
| <b>Totals</b>         | <b>1,013</b> | <b>1-0-0</b> | <b>111-94-3</b> | <b>140-111-1</b> | <b>145-106-5</b> | <b>125-118-2</b> | <b>20-31-0</b> | <b>542-460-11</b> |

## VIKINGS OVERTIME GAMES

### OVERTIME RECORD

Won 28, Lost 23, Tied 4

(H: 16-10-1, A: 12-13-3)

|          |   |    |                  |    |          |   |    |                 |    |          |   |    |                  |    |
|----------|---|----|------------------|----|----------|---|----|-----------------|----|----------|---|----|------------------|----|
| 9/19/76  | T | 10 | L.A. Rams        | 10 | 11/13/94 | L | 20 | at New England  | 26 | 11/24/13 | T | 26 | at Green Bay     | 26 |
| 9/18/77  | L | 10 | Dallas           | 16 | 11/27/94 | L | 17 | Tampa Bay       | 20 | 12/1/13  | W | 23 | Chicago          | 20 |
| 10/16/77 | W | 22 | Chicago          | 16 | 12/1/94  | W | 33 | Chicago         | 27 | 10/26/14 | W | 19 | at Tampa Bay     | 13 |
| 9/11/78  | W | 12 | Denver           | 9  | 9/17/95  | L | 17 | Dallas          | 23 | 12/7/14  | W | 30 | N.Y. Jets        | 24 |
| 11/26/78 | T | 10 | at Green Bay     | 10 | 10/8/95  | W | 23 | Houston Oilers  | 17 | 11/8/15  | W | 21 | St. Louis        | 18 |
| 9/23/79  | W | 27 | Green Bay        | 21 | 10/15/95 | L | 17 | at Tampa Bay    | 20 | 11/6/16  | L | 16 | Detroit          | 22 |
| 12/2/79  | L | 21 | at L.A. Rams     | 27 | 11/12/95 | W | 30 | at Arizona      | 24 | 9/16/18  | T | 29 | at Green Bay     | 29 |
| 9/18/83  | W | 19 | at Tampa Bay     | 16 | 11/17/96 | W | 16 | at Oakland      | 13 | 1/5/20   | W | 26 | ^at New Orleans  | 20 |
| 10/23/83 | W | 20 | at Green Bay     | 17 | 1/17/99  | L | 27 | *Atlanta        | 30 | 12/6/20  | W | 27 | Jacksonville     | 24 |
| 10/12/86 | W | 27 | at San Francisco | 24 | 11/14/99 | W | 27 | at Chicago      | 24 | 9/12/21  | L | 24 | at Cincinnati    | 27 |
| 11/2/86  | L | 38 | at Washington    | 44 | 11/6/00  | L | 20 | at Green Bay    | 26 | 10/17/21 | W | 34 | at Carolina      | 28 |
| 11/26/87 | W | 44 | at Dallas        | 38 | 9/15/02  | L | 39 | Buffalo         | 45 | 11/7/21  | L | 31 | at Baltimore     | 34 |
| 12/26/87 | L | 24 | Washington       | 27 | 12/1/02  | L | 24 | Atlanta         | 30 | 11/13/22 | W | 33 | at Buffalo       | 30 |
| 11/5/89  | W | 23 | L.A. Rams        | 21 | 10/10/04 | W | 34 | at Houston      | 28 | 12/17/22 | W | 39 | vs. Indianapolis | 36 |
| 12/17/89 | L | 17 | at Cleveland     | 23 | 9/17/06  | W | 16 | Carolina        | 13 |          |   |    |                  |    |
| 9/30/90  | L | 20 | Tampa Bay        | 23 | 9/16/07  | L | 17 | at Detroit      | 20 |          |   |    |                  |    |
| 10/20/91 | L | 23 | at New England   | 26 | 12/30/07 | L | 19 | at Denver       | 22 |          |   |    |                  |    |
| 9/6/92   | W | 23 | at Green Bay     | 20 | 12/28/09 | L | 30 | at Chicago      | 36 |          |   |    |                  |    |
| 10/20/94 | W | 13 | Green Bay        | 10 | 1/24/10  | L | 28 | *at New Orleans | 31 |          |   |    |                  |    |
|          |   |    |                  |    | 11/7/10  | W | 27 | Arizona         | 24 |          |   |    |                  |    |
|          |   |    |                  |    | 9/25/11  | L | 23 | Detroit         | 26 |          |   |    |                  |    |
|          |   |    |                  |    | 9/9/12   | W | 26 | Jacksonville    | 23 |          |   |    |                  |    |

\*NFC Wild Card Game  
\*NFC Championship Game

# VIKINGS PRIME TIME/THANKSGIVING RECORD (\*SEASON OPENER)

## MONDAY NIGHT RECORD

Won 32, Lost 36

(H: 20-9, A: 12-27)

|          |   |    |                    |    |
|----------|---|----|--------------------|----|
| 10/26/70 | W | 13 | LA Rams            | 3  |
| 9/20/71  | W | 16 | at Detroit *       | 13 |
| 10/25/71 | W | 10 | Baltimore          | 3  |
| 9/18/72  | L | 21 | Washington *       | 24 |
| 10/23/72 | L | 10 | at Chicago         | 13 |
| 11/19/73 | L | 14 | at Atlanta         | 20 |
| 11/11/74 | W | 28 | at St. Louis       | 24 |
| 10/27/75 | W | 13 | at Chicago         | 9  |
| 10/4/76  | W | 17 | Pittsburgh         | 6  |
| 11/29/76 | L | 16 | at San Francisco   | 20 |
| 10/24/77 | L | 3  | at LA Rams         | 35 |
| 9/11/78  | W | 12 | Denver (OT)        | 9  |
| 9/25/78  | W | 24 | at Chicago         | 20 |
| 10/15/79 | L | 7  | at NY Jets         | 14 |
| 9/14/81  | L | 10 | Oakland            | 36 |
| 11/2/81  | L | 17 | at Denver          | 19 |
| 11/23/81 | L | 30 | at Atlanta         | 31 |
| 1/3/83   | W | 31 | Dallas             | 27 |
| 12/5/83  | L | 2  | at Detroit         | 13 |
| 10/26/87 | W | 34 | Denver             | 27 |
| 12/19/88 | W | 28 | Chicago            | 27 |
| 10/30/89 | L | 14 | at NY Giants       | 24 |
| 12/25/89 | W | 29 | Cincinnati         | 21 |
| 10/15/90 | L | 24 | at Philadelphia    | 32 |
| 11/11/91 | L | 17 | Chicago            | 34 |
| 11/2/92  | W | 38 | at Chicago         | 10 |
| 10/25/93 | W | 19 | at Chicago         | 12 |
| 10/10/94 | W | 27 | at NY Giants       | 10 |
| 12/26/94 | W | 21 | San Francisco      | 14 |
| 10/30/95 | L | 6  | Chicago            | 14 |
| 12/18/95 | L | 30 | at San Francisco   | 37 |
| 10/28/96 | L | 13 | Chicago            | 15 |
| 12/1/97  | L | 11 | Green Bay          | 27 |
| 10/5/98  | W | 37 | at Green Bay       | 24 |
| 11/8/99  | W | 27 | Dallas             | 17 |
| 12/6/99  | L | 27 | Tampa Bay          | 24 |
| 12/20/99 | W | 24 | Green Bay          | 20 |
| 10/9/00  | W | 30 | Tampa Bay          | 23 |
| 11/6/00  | L | 20 | at Green Bay (OT)  | 26 |
| 11/19/01 | W | 28 | NY Giants          | 16 |
| 1/7/02   | L | 3  | at Baltimore       | 19 |
| 9/20/04  | L | 16 | at Philadelphia    | 27 |
| 11/8/04  | L | 28 | at Indianapolis    | 31 |
| 11/21/05 | W | 20 | at Green Bay       | 17 |
| 9/11/06  | W | 16 | at Washington *    | 13 |
| 10/30/06 | L | 7  | New England        | 31 |
| 12/17/07 | W | 20 | Chicago            | 13 |
| 9/8/08   | L | 19 | at Green Bay *     | 24 |
| 10/6/08  | W | 30 | at New Orleans     | 27 |
| 10/5/09  | W | 30 | Green Bay          | 23 |
| 12/28/09 | L | 30 | at Chicago (OT)    | 36 |
| 10/11/10 | L | 20 | at NY Jets         | 29 |
| 12/13/10 | L | 3  | NY Giants+         | 21 |
| 12/20/10 | L | 14 | Chicago#           | 40 |
| 11/14/11 | L | 7  | at Green Bay       | 45 |
| 10/21/13 | L | 7  | at NY Giants       | 23 |
| 9/14/15  | L | 3  | at San Francisco * | 20 |
| 10/3/16  | W | 24 | NY Giants          | 10 |
| 10/31/16 | L | 10 | at Chicago         | 20 |
| 9/11/17  | W | 29 | New Orleans *      | 19 |
| 10/9/17  | W | 20 | at Chicago         | 17 |
| 12/10/18 | L | 7  | at Seattle         | 21 |
| 12/2/19  | L | 30 | at Seattle         | 37 |
| 12/23/19 | L | 10 | Green Bay          | 23 |
| 11/16/20 | W | 19 | at Chicago         | 13 |
| 12/20/21 | W | 17 | at Chicago         | 9  |
| 9/19/22  | L | 7  | at Philadelphia    | 24 |
| 10/23/23 | W | 22 | San Francisco      | 17 |

+ Game played at Ford Field in Detroit (scheduled for 12/12/10, moved due to weather-related Metrodome collapse)

# Game played at TCF Bank Stadium, U of M

## TUESDAY NIGHT RECORD

Won 1, Lost 0

(H: 0-0, A: 1-0)

|          |   |    |                  |    |
|----------|---|----|------------------|----|
| 12/28/10 | W | 24 | at Philadelphia^ | 14 |
|----------|---|----|------------------|----|

^Originally scheduled for Sunday night, 12/26/10 but delayed by weather.

## THURSDAY NIGHT RECORD

Won 8, Lost 12

(H: 7-5, A: 1-7)

|          |   |    |                  |    |
|----------|---|----|------------------|----|
| 10/26/78 | W | 21 | at Dallas        | 10 |
| 9/16/82  | L | 22 | at Buffalo       | 23 |
| 9/8/83   | L | 17 | San Francisco    | 48 |
| 11/29/84 | L | 17 | Washington       | 31 |
| 9/19/85  | L | 24 | Chicago          | 33 |
| 10/15/92 | W | 31 | Detroit          | 14 |
| 10/20/94 | W | 13 | Green Bay (OT)   | 10 |
| 12/1/94  | W | 33 | Chicago (OT)     | 27 |
| 11/30/00 | W | 24 | Detroit          | 17 |
| 12/21/06 | L | 7  | at Green Bay     | 9  |
| 9/9/10   | L | 9  | at New Orleans * | 14 |
| 10/25/12 | L | 17 | Tampa Bay        | 36 |
| 11/7/13  | W | 34 | Washington       | 27 |
| 10/2/14  | L | 10 | at Green Bay     | 42 |
| 12/10/15 | L | 20 | at Arizona       | 23 |
| 12/1/16  | L | 15 | Dallas           | 17 |
| 9/27/18  | L | 31 | at LA Rams       | 38 |
| 10/24/19 | W | 19 | Washington       | 9  |
| 12/9/21  | W | 36 | Pittsburgh       | 28 |
| 11/24/22 | W | 33 | New England      | 26 |
| 9/14/23  | L | 28 | at Philadelphia  | 34 |

## FRIDAY DAY/NIGHT RECORD

Won 1, Lost 3

(H: 0-1, A: 1-2)

|          |   |    |                      |    |
|----------|---|----|----------------------|----|
| 9/22/67  | L | 3  | at L.A. Rams (night) | 39 |
| 12/31/93 | W | 14 | at Washington (day)  | 9  |
| 12/24/04 | L | 31 | Green Bay (day)      | 34 |
| 12/25/20 | L | 33 | at New Orleans (day) | 52 |

## SATURDAY DAY/NIGHT RECORD

Won 19, Lost 10

(H: 10-3, A: 9-7)

|          |   |    |                        |    |
|----------|---|----|------------------------|----|
| 10/9/65  | W | 40 | NY Giants (night)      | 14 |
| 9/14/68  | W | 47 | Atlanta * (night)      | 7  |
| 12/5/70  | W | 16 | Chicago (day)          | 13 |
| 12/11/71 | W | 29 | Detroit (day)          | 10 |
| 12/16/72 | L | 17 | at San Francisco (day) | 20 |
| 12/8/73  | W | 31 | at Green Bay (day)     | 7  |
| 12/7/74  | W | 23 | Atlanta (day)          | 10 |
| 12/14/74 | W | 35 | at Kansas City (day)   | 15 |
| 12/20/75 | W | 35 | at Buffalo (day)       | 13 |
| 12/11/76 | W | 29 | at Miami (day)         | 7  |
| 9/24/77  | W | 9  | at Tampa Bay (night)   | 3  |
| 12/17/77 | W | 30 | at Detroit (night)     | 21 |
| 12/9/78  | L | 14 | at Detroit (day)       | 45 |
| 9/5/81   | L | 13 | at Tampa Bay * (night) | 21 |
| 12/12/81 | L | 7  | at Detroit (day)       | 45 |
| 12/17/83 | W | 20 | Cincinnati (day)       | 14 |
| 12/8/84  | L | 7  | at San Francisco (day) | 51 |
| 12/26/87 | L | 38 | Washington (day)       | 44 |
| 12/22/90 | L | 24 | LA Raiders (day)       | 28 |
| 12/21/91 | L | 7  | Green Bay (day)        | 27 |
| 12/17/94 | L | 19 | at Detroit (day)       | 41 |
| 12/9/95  | W | 27 | Cleveland (day)        | 11 |
| 12/26/98 | W | 26 | at Tennessee (day)     | 16 |
| 12/21/02 | W | 20 | Miami (day)            | 17 |
| 12/20/03 | W | 45 | Kansas City (day)      | 20 |
| 12/24/11 | W | 33 | at Washington (day)    | 26 |
| 12/24/16 | L | 25 | at Green Bay (day)     | 38 |
| 12/23/17 | W | 16 | at Green Bay (night)   | 0  |
| 12/17/22 | W | 39 | vs. Indianapolis (day) | 36 |
| 12/24/22 | W | 27 | vs. NY Giants (day)    | 24 |

## SUNDAY NIGHT RECORD

Won 20, Lost 21

(H: 12-9, A: 8-12)

|          |   |    |                 |    |
|----------|---|----|-----------------|----|
| 12/6/87  | L | 24 | Chicago         | 30 |
| 11/13/88 | W | 43 | at Dallas       | 3  |
| 12/3/89  | W | 27 | Chicago         | 16 |
| 11/4/90  | W | 27 | Denver          | 22 |
| 12/2/90  | W | 23 | Green Bay       | 7  |
| 9/29/91  | L | 6  | Denver          | 13 |
| 12/8/91  | W | 26 | at Tampa Bay    | 24 |
| 10/31/93 | L | 27 | Detroit         | 30 |
| 11/21/93 | L | 10 | at Tampa Bay    | 23 |
| 12/26/93 | W | 30 | Kansas City     | 10 |
| 9/17/95  | L | 17 | Dallas (OT)     | 23 |
| 11/17/96 | W | 16 | at Oakland (OT) | 13 |
| 12/8/96  | W | 24 | at Detroit      | 22 |
| 9/28/97  | W | 28 | Philadelphia    | 19 |
| 12/6/98  | W | 48 | Chicago         | 22 |
| 12/20/98 | W | 50 | Jacksonville    | 10 |

|          |   |    |                |    |
|----------|---|----|----------------|----|
| 12/12/99 | L | 28 | at Kansas City | 31 |
| 10/15/00 | W | 28 | at Chicago     | 16 |
| 11/25/01 | L | 6  | Chicago        | 13 |
| 9/29/02  | L | 23 | at Seattle     | 48 |
| 12/8/02  | L | 22 | at Green Bay   | 26 |
| 9/14/03  | W | 24 | Chicago        | 14 |
| 11/2/03  | L | 27 | Green Bay      | 30 |
| 10/17/04 | W | 38 | at New Orleans | 31 |
| 12/25/05 | L | 23 | at Baltimore   | 30 |
| 12/23/07 | L | 21 | Washington     | 32 |
| 11/30/08 | W | 34 | Chicago        | 14 |
| 12/6/09  | L | 17 | at Arizona     | 30 |
| 12/20/09 | L | 7  | at Carolina    | 26 |
| 10/24/10 | L | 24 | at Green Bay   | 28 |
| 10/16/11 | L | 10 | at Chicago     | 39 |
| 10/27/13 | L | 31 | Green Bay      | 44 |
| 12/27/15 | W | 49 | NY Giants      | 17 |
| 1/3/16   | W | 20 | at Green Bay   | 13 |
| 9/18/16  | W | 17 | Green Bay      | 14 |
| 10/28/18 | L | 20 | New Orleans    | 30 |
| 11/18/18 | L | 20 | at Chicago     | 25 |
| 11/25/18 | W | 24 | Green Bay      | 17 |
| 11/10/19 | W | 28 | at Dallas      | 24 |
| 10/11/20 | L | 26 | at Seattle     | 27 |
| 10/31/21 | L | 16 | Dallas         | 20 |
| 1/2/22   | L | 10 | at Green Bay   | 37 |

## THANKSGIVING DAY RECORD

Won 6, Lost 2

(H: 0-0, A: 6-2)

|          |   |    |                 |    |
|----------|---|----|-----------------|----|
| 11/27/69 | W | 27 | at Detroit      | 0  |
| 11/26/87 | W | 44 | at Dallas (OT)  | 38 |
| 11/24/88 | W | 23 | at Detroit      | 0  |
| 11/23/95 | L | 38 | at Detroit      | 44 |
| 11/26/98 | W | 46 | at Dallas       | 36 |
| 11/23/00 | W | 27 | at Dallas       | 15 |
| 11/24/16 | L | 13 | at Detroit      | 16 |
| 11/23/17 | W | 30 | at Detroit      | 23 |
| 11/24/22 | W | 33 | vs. New England | 26 |

**VIKINGS MONDAY NIGHT BESTS****RUSHING ATTEMPTS**

31 ..... Chester Taylor..... at Was., 9/11/06  
 29 ..... Ted Brown..... vs. Dal., 1/3/83  
 27 ..... Chuck Foreman ..... vs. Pit., 10/4/76

**RUSHING YARDS**

148 ..... Chuck Foreman ..... vs. Pit., 10/4/76  
 127 ..... Dalvin Cook..... vs. N.O., 9/11/17  
 122 ..... Robert Smith..... at G.B., 11/6/00  
 122 ..... Mewelde Moore..... at G.B., 11/21/05

**RUSHING TDs**

3 ..... D.J. Dozier ..... vs. Den., 10/26/87  
 2 ..... Chuck Foreman ..... vs. Pit., 10/4/76  
 2 ..... Adrian Peterson..... at Chi., 12/28/09  
 2 ..... Adrian Peterson..... vs. Chi., 12/17/07

**LONG RUNS**

72 ..... Darrin Nelson..... vs. Den., 10/26/87  
 58 ..... Jerick McKinnon ..... @ Chi., 10/9/17  
 34 ..... Adrian Peterson..... @ G.B., 9/8/08  
 33 ..... Dalvin Cook..... vs. N.O., 9/11/17

**PASSING ATTEMPTS**

53 ..... Josh Freeman ..... at NYG, 10/21/13  
 48 ..... Tommy Kramer..... at NYJ, 10/15/79  
 47 ..... Tommy Kramer..... at Atl., 11/23/81  
 47 ..... Daunte Culpepper..... at Phi., 9/20/04

**PASSING COMPLETIONS**

37 ..... Daunte Culpepper..... at Phi., 9/20/04  
**35 ..... Kirk Cousins ..... vs. S.F., 10/23/23**

**VIKINGS THANKSGIVING BESTS****RUSHING ATTEMPTS**

22 ..... Dalvin Cook..... vs. N.E., 11/24/22  
 21 ..... Robert Smith..... @ Dal., 11/23/00  
 20 ..... Latavius Murray ..... @ Det., 11/23/17

**RUSHING YARDS**

148 ..... Robert Smith..... @ Dal., 11/23/00  
 118 ..... Darrin Nelson..... @ Det., 11/24/88

**RUSHING TDs**

2 ..... Leroy Hoard ..... @ Dal., 11/26/98  
 2 ..... Alfred Anderson ..... @ Det., 11/24/88  
 2 ..... Darrin Nelson..... @ Dal., 11/26/87

**LONG RUNS**

52t ..... Darrin Nelson..... @ Dal., 11/26/87  
 50t ..... Leroy Hoard ..... @ Dal., 11/26/98  
 39 ..... Robert Smith..... @ Dal., 11/23/00

**PASSING ATTEMPTS**

47 ..... Warren Moon..... @ Det., 11/23/95  
 37 ..... Sam Bradford ..... @ Det., 11/24/16  
**37 ..... Kirk Cousins ..... vs. N.E., 11/24/22**

**PASSING COMPLETIONS**

31 ..... Sam Bradford ..... @ Det., 11/24/16  
 30 ..... Warren Moon..... @ Det., 11/23/95  
**30 ..... Kirk Cousins ..... vs. N.E., 11/24/22**

**PASSER RATING**

128.0 ..... Daunte Culpepper..... @ Dal., 11/23/00  
 121.8 ..... Case Keenum..... @ Det., 11/23/17  
**116.1 ..... Kirk Cousins ..... vs. N.E., 11/24/22**

**PASSING YARDS**

384 ..... Warren Moon..... @ Det., 11/23/95  
 359 ..... Randall Cunningham..... @ Dal., 11/26/98  
**299 ..... Kirk Cousins ..... vs. N.E., 11/24/22**

**PASSING YARDS**

442 ..... Randall Cunningham..... at G.B., 10/5/98  
**378 ..... Kirk Cousins ..... vs. S.F., 10/23/23**  
 343 ..... Daunte Culpepper..... at Phi., 9/20/04

**PASSING TDs**

4 ..... Tommy Kramer..... at Atl., 11/23/81  
 4 ..... Randall Cunningham..... at G.B., 10/5/98  
 4 ..... Daunte Culpepper..... vs. NYG, 11/19/01

**PASSER RATING**

145.9 ..... Randall Cunningham..... at G.B., 10/5/98  
 134.3 ..... Brett Favre ..... vs. G.B., 10/9/09

**RECEPTIONS**

12 ..... Cris Carter ..... at S.F., 12/18/95  
 11 ..... Jake Reed ..... vs. Chi., 10/28/96  
**11 ..... T.J. Hockenson ..... vs. S.F., 10/23/23**

**RECEIVING YARDS**

190 ..... Randy Moss..... at G.B., 10/5/98  
 171 ..... Randy Moss..... vs. NYG, 11/19/01  
 157 ..... Adam Thielen ..... vs. N.O., 9/11/17

**RECEIVING TDs**

3 ..... Randy Moss..... vs. NYG, 11/19/01

**LONGEST FGs**

**54 ..... Greg Joseph ..... vs. S.F., 10/23/23**  
 53 ..... Ryan Longwell ..... at N.O., 10/6/08  
 52 ..... Fred Cox..... at Chi., 10/27/75

**FGs MADE**

5 ..... Rich Karlis ..... vs. Cinn., 12/25/89  
 4 ..... Rick Danmeier ..... vs. Denver, 9/11/78

**PASSING TDs**

4 ..... Randall Cunningham..... @ Dal., 11/26/98  
 3 ..... Warren Moon..... @ Det., 11/23/95  
**3 ..... Kirk Cousins ..... vs. N.E., 11/24/22**

**RECEPTIONS**

9 ..... Kyle Rudolph ..... @ Det., 11/24/16  
 9 ..... Amp Lee ..... @ Det., 11/23/95  
**9 ..... Justin Jefferson..... vs. N.E., 11/24/22**  
 9 ..... Adam Thielen ..... vs. N.E., 11/24/22

**RECEIVING YARDS**

184 ..... Anthony Carter ..... @ Dal., 11/26/87  
 163 ..... Randy Moss..... @ Dal., 11/26/98  
 149 ..... Jake Reed..... @ Det., 11/23/95  
 144 ..... Randy Moss..... @ Dal., 11/23/00  
**139 ..... Justin Jefferson..... vs. N.E., 11/24/22**

**RECEIVING TDs**

3 ..... Randy Moss..... @ Dal., 11/26/98  
 2 ..... Kyle Rudolph ..... @ Det., 11/23/17  
 2 ..... Randy Moss..... @ Dal., 11/23/00  
 2 ..... Cris Carter ..... @ Det., 11/23/95  
 2 ..... Anthony Carter ..... @ Dal., 11/26/87

**PASSING YARDS**

384 ..... Warren Moon..... @ Det., 11/23/95  
 359 ..... Randall Cunningham..... @ Dal., 11/26/98  
**299 ..... Kirk Cousins ..... vs. N.E., 11/24/22**

**PASSING TDs**

4 ..... Randall Cunningham..... @ Dal., 11/26/98  
 3 ..... Warren Moon..... @ Det., 11/23/95  
**3 ..... Kirk Cousins ..... vs. N.E., 11/24/22**

**LONGEST FGs**

49 ..... Gary Anderson..... @ Dal., 11/23/00  
 49 ..... Fuad Reveiz..... @ Det., 11/23/95

**LONG KICKOFF RETURNS**

99t ..... Eddie Payton ..... vs. Oak., 9/14/81  
 71 ..... Qadry Ismail ..... at S.F., 12/18/95  
 69 ..... Cordarrelle Patterson ..... at NYG, 10/21/13

**LONG PUNT RETURNS**

91t ..... Nate Burleson..... at Ind., 11/8/04  
 86t ..... Marcus Sherels ..... at NYG, 10/21/13

**SACKS**

4.5 ..... Jared Allen ..... vs. G.B., 10/5/09  
 4.0 ..... Chris Doleman ..... vs. Cin., 12/25/89

**INTERCEPTIONS**

**2 ..... Cam Bynum ..... vs. S.F., 10/23/23**  
 2 ..... Robert Griffith..... at G.B., 10/5/98  
 2 ..... Jack Del Rio..... at Chi., 11/2/92  
 2 ..... Nate Allen ..... vs. Pit., 10/4/76  
 2 ..... Ed Sharockman ..... vs. Bal., 10/25/71

**LONG INTERCEPTION RETURNS**

94t ..... Walker Lee Ashley..... vs. Chi., 12/19/88  
 84t ..... Jack Del Rio..... at Chi., 11/2/92

**TACKLES**

16 ..... Antoine Winfield ..... at Ind., 11/8/04  
 15 ..... Jack Del Rio..... at NYG, 10/10/94

**FGs MADE**

3 ..... Chuck Nelson..... @ Det., 11/24/88

**LONG KICKOFF RETURNS**

**97t ..... Kene Nwangwu..... vs. N.E., 11/24/22**  
 44 ..... David Palmer ..... @ Dal., 11/26/98  
 43 ..... Qadry Ismail ..... @ Det., 11/23/95

**LONG PUNT RETURNS**

74t ..... David Palmer ..... @ Det., 11/23/95  
 38 ..... Leo Lewis ..... @ Dal., 11/26/87

**SACKS**

3.5 ..... Carl Eller ..... @ Det., 11/27/69  
 3.0 ..... Chris Doleman ..... @ Dal., 11/26/87

**INTERCEPTIONS**

1 ..... 8 times, last by  
 ..... Xavier Rhodes ..... @ Det., 11/23/17

**LONG INTERCEPTION RETURNS**

30 ..... Jim Marshall ..... @ Det., 11/27/69  
 25 ..... Robert Griffith..... @ Dal., 11/23/00

**TACKLES**

14 ..... Joey Browner..... @ Dal., 11/26/87  
 14 ..... Ed McDaniel ..... @ Dal., 11/26/98  
 14 ..... Ed McDaniel ..... @ Dal., 11/23/00

















|              |   |                |              |  |              |
|--------------|---|----------------|--------------|--|--------------|
| 11           | Treadwell, Laquon, WR, Mississippi        | 2016-19        | 79           | Wisne, Jerry, T, Notre Dame            | 2001         |
| 38           | Tucker, Bob, TE, Bloomsburg St.           | 1977-80        | 60           | Withrow, Cory, C, Washington State     | 1999-05      |
| 27           | Turner, John, S, Miami                    | 1978-83;85;87  | 78           | Witzmann, Bryan, T, South Dakota State | 2018         |
| 24           | Turner, Maurice, RB, Utah St.             | 1984-85        | 44           | Wofford, James, RB, UNLV               | 2002         |
| 61           | Turner, Mike, T, Louisiana St.            | 1987           | 73           | Wolfley, Craig, G, Syracuse            | 1990-91      |
| <b>U U U</b> |   |                | 33           | Womack, Jeff, RB, Memphis St.          | 1987         |
| 95           | Udeze, Kenechi, DE, USC                   | 2004-08        | 52           | Wong, Kailee, LB, Stanford             | 1998-01      |
| 74           | Udoh, Olisaemeka, T/G, Elon               | 2019-          | 98           | Wonnum, D.J., DE/OLB, South Carolina   | 2020-        |
| 53           | Ulmer, Artie, LB, Valdosta St.            | 1997           | 5            | Wood, Mike, P, Missouri State          | 1978         |
| <b>V V V</b> |   |                | 23           | Woods, Xavier, S, Louisiana Tech       | 2021         |
| 11/15        | VanderKelen, Ron, QB, Wisconsin           | 1963-67        | 99           | Wootton, Corey, DE, Northwestern       | 2014         |
| 37           | Vanhorse, Sean, CB, Howard                | 1996           | 23           | Word, Barry, RB, Virginia              | 1993         |
| 25           | Vargo, Larry, S, Detroit                  | 1964-65        | 95           | Worthen, Shawn, DT, TCU                | 2001         |
| 69           | Vaughn, Ruben, DT, Colorado               | 1984           | 59           | Wright, Fearon, LB, Rhode Island       | 2001         |
| 71           | Vella, John, T, USC                       | 1980           | 22           | Wright, Felix, S, Drake                | 1991-92      |
| 63           | Vellone, Jim, G, USC                      | 1966-70        | 17           | Wright, Jarius, WR, Arkansas           | 2012-17      |
| 59           | Vigil, Nick, LB, Utah State               | 2021           | 23           | Wright, Jeff, S, Minnesota             | 1971-78      |
| 43           | Vilain, Luiji, OLB, Wake Forest           | 2022-          | 20           | Wright, Kenny, CB, Northwestern St.    | 1999-01      |
| 83           | Voigt, Stu, TE, Wisconsin                 | 1970-80        | 43           | Wright, Nate, CB, San Diego St.        | 1971-80      |
| <b>W W W</b> |   |                | 14           | Wright, Ryan, P, Tulane                | 2022-        |
| 88           | Waddy, Bill, WR, Colorado                 | 1984           | 97           | Wymys, Ellis, DT, Mississippi St.      | 2008         |
| 19           | Wade, Bobby, WR, Arizona                  | 2007-08        | 3            | Wynn, Spergon, QB, SW Texas St.        | 2001         |
| 31           | Wagoner, Dan, S, Kansas                   | 1984           | <b>Y Y Y</b> |  |              |
| 54           | Waiters, Van, LB, Indiana                 | 1992           | 91           | Yakovonis, Ray, DT, E. Stroudsburg     | 1980-83      |
| 39           | Walden, Bobby, P, Georgia                 | 1964-67        | 66           | Yankey, David, G, Stanford             | 2014         |
| 49           | Walker, Adam, RB, Carthage                | 1987           | 52/66        | Yarbrough, Eddie, LB, Wyoming          | 2019-20, '21 |
| 26           | Walker, Denard, CB, LSU                   | 2003           | 73           | Yary, Ron, T, USC                      | 1968-81      |
| 41           | Walker, Frank, CB, Tuskegee               | 2010           | 50           | Yates, Max, LB, Marshall               | 2003-04      |
| 34           | Walker, Herschel, RB, Georgia             | 1989-91        | 34           | Young, Albert, RB, Iowa                | 2009-10      |
| 6            | Walker, Jay, QB, Howard                   | 1996-97        | 34           | Young, Jim, RB, Queens Ontario         | 1965-66      |
| 93           | Walker, Jimmy, DT, Arkansas               | 1987           | 34           | Young, Rickey, RB, Jackson St.         | 1978-83      |
| 25           | Wallace, Jackie, CB, Arizona              | 1973-74        | 72           | Youso, Frank, T, Minnesota             | 1961-62      |
| 11           | Wallace, Mike, WR, Mississippi            | 2015           | <b>Z Z Z</b> |  |              |
| 3            | Walsh, Blair, K, Georgia                  | 2012-16        | 51           | Zaunbrecher, Godfrey, C, LSU           | 1971-73      |
| 81           | Walsh, Chris, WR, Stanford                | 1994-02        | 65           | Zimmerman, Gary, T, Oregon             | 1986-92      |
| 82           | Walters, Troy, WR, Stanford               | 2000-01        | 15           | Zylstra, Brandon, WR, Concordia (MN)   | 2018         |
| 20           | Ward, Jay, S, LSU                         | 2023-          | 33           | Triplett, Mel, RB, Toledo              | 1961-62      |
| 72           | Ward, John, G/DT, Oklahoma State          | 1970-75        | 32           | Truelove, Tony, RB, Livingston         | 1987         |
| 59           | Warwick, Lonnie, LB, Tenn. Tech           | 1965-72        | 89           | Truitt, Olanda, WR, Mississippi St.    | 1993         |
| 20           | Washington, Dewayne, CB, N.C. State       | 1994-97        | 59           | Trusnik, Jason, LB, Ohio Northern      | 2015         |
| 84           | Washington, Gene, WR, Michigan State      | 1967-72        | 98/95        | Tuaolo, Esera, DT, Oregon St.          | 1992-96      |
| 80           | Washington, Harry, WR, Colorado State     | 1978           |              |  |              |
| 96           | Washington, Keith, DE, UNLV               | 1995           |              |  |              |
| 96           | Watts, Armon, DT, Arkansas                | 2019-21        |              |  |              |
| 58           | Watts, Brandon, LB, Georgia Tech          | 2014-15        |              |  |              |
| 26           | Waynes, Trae, CB, Michigan State          | 2015-19        |              |  |              |
| 91           | Weatherly, Stephen, DE, Vanderbilt        | 2016-19, '21   |              |  |              |
| 69/73        | Webb, J'Marcus, T, West Texas A&M         | 2013-14        |              |  |              |
| 14           | Webb, Joe, QB/WR, UAB                     | 2010-13        |              |  |              |
| 68           | Webster, Kevin, C, Northern Iowa          | 1987           |              |  |              |
| 32           | Welborne, Tripp, S, Michigan              | 1992           |              |  |              |
| 66           | Welch, Thomas, T, Vanderbilt              | 2010           |              |  |              |
| 15           | Wells, Mike, QB, Illinois                 | 1973-74        |              |  |              |
| 72           | Wentworth, Austin, G, Fresno State        | 2014           |              |  |              |
| 40           | West, Charlie, S, Texas-El Paso           | 1968-73        |              |  |              |
| 35           | West, Ronnie, WR, Pittsburgh State        | 1992           |              |  |              |
| 12           | Westbrook, Dede, WR, Oklahoma             | 2021           |              |  |              |
| 92           | Westbrooks, David, DE, Howard             | 1990           |              |  |              |
| 37           | Wheeler, Leonard, CB, Troy St.            | 1997           |              |  |              |
| 82           | Whitaker, Danta, TE, Miss. Valley State   | 1992           |              |  |              |
| 27           | Whitaker, Ronyell, CB, Virginia Tech      | 2006-07        |              |  |              |
| 62           | White, Brad, DT, Tennessee                | 1987           |              |  |              |
| 62           | White, Ed, G, California                  | 1969-77        |              |  |              |
| 72           | White, James, DT, Oklahoma State          | 1976-83        |              |  |              |
| 97           | White, Jose, DT, Howard                   | 1995           |              |  |              |
| 85           | White, Sammy, WR, Grambling               | 1976-86        |              |  |              |
| 51           | Whitley, Benton, LB, Holy Cross           | 2022-          |              |  |              |
| 65           | Whittle, Jason, C, SW Missouri State      | 2006           |              |  |              |
| 85           | Wiggins, Jermaine, TE, Georgia            | 2004-06        |              |  |              |
| 41           | Wilcots, Solomon, S, Colorado             | 1991           |              |  |              |
| 6            | Wile, Matt, P, Michigan                   | 2018           |              |  |              |
| 94           | Wiley, Chuck, DE, LSU                     | 2002-04        |              |  |              |
| 79           | Willekes, Kenny, DE, Michigan State       | 2021-22        |              |  |              |
| 82           | Williams, A.D., WR, Pacific               | 1961           |              |  |              |
| 98           | Williams, Ben, DE, Minnesota              | 1998           |              |  |              |
| 29           | Williams, Brian, CB, North Carolina State | 2002-05        |              |  |              |
| 23           | Williams, Jeff, RB, Oklahoma State        | 1966           |              |  |              |
| 58           | Williams, Jimmy, LB, Nebraska             | 1990-91        |              |  |              |
| 93           | Williams, Kevin, DT, Oklahoma St.         | 2003-13        |              |  |              |
| 20           | Williams, Madieu, S, Maryland             | 2008-10        |              |  |              |
| 21/20        | Williams, Moe, RB, Kentucky               | 1996-00,'02-05 |              |  |              |
| 94           | Williams, Pat, DT, Texas A&M              | 2005-10        |              |  |              |
| 25           | Williams, Tank, S, Stanford               | 2006-07        |              |  |              |
| 94           | Williams, Tony, DT, Memphis               | 1997-00        |              |  |              |
| 44           | Williams, Walt, CB, New Mexico St.        | 1981-82        |              |  |              |
| 19/82        | Williamson, Troy, WR, So. Carolina        | 2005-07        |              |  |              |
| 80           | Willis, Leonard, WR, Ohio State           | 1976           |              |  |              |
| 59/54        | Wilson, Antonio, LB, TX A&M-Comm.         | 2000-02        |              |  |              |
| 27           | Wilson, Brett, RB, Illinois               | 1987           |              |  |              |
| 24           | Wilson, David, S, California              | 1992           |              |  |              |
| 50           | Wilson, Eric, LB, Cincinnati              | 2017-20        |              |  |              |
| 24           | Wilson, Tom, RB, No College               | 1963           |              |  |              |
| 11           | Wilson, Wade, QB, East Texas St.          | 1981-91        |              |  |              |
| 45           | Wilson, Wayne, RB, Shepherd               | 1986           |              |  |              |
| 26           | Winfield, Antoine, CB, Ohio St.           | 2004-12        |              |  |              |
| 36           | Winfrey, Carl, LB, Wisconsin              | 1971           |              |  |              |
| 60           | Winston, Roy, LB, LSU                     | 1962-76        |              |  |              |
| 29           | Wise, Phil, S, Nebraska-Omaha             | 1977-79        |              |  |              |

# VIKINGS ALL-TIME DRAFTS

## 1961 (Drafted 1st)

1. **TOMMY MASON** (1st overall), RB, Tulane
2. **RIP HAWKINS** (15), LB, North Carolina
3. **FRAN TARKENTON** (29), QB, Georgia
4. **CHUCK LAMSON** (43), DB, Wyoming
5. **ED SHAROCKMAN** (57), DB, Pittsburgh
6. **GERALD BURCH** (71), WR, Georgia
7. **ALLEN FERRIE** (85), WR, Wagner
8. **PAUL LINDQUIST** (99), T, New Hampshire
9. **DAN SHEEHAN** (113), T, Tenn.-Chattanooga
10. **DOUG MAYBERRY** (127), RB, Utah
11. **JERRY MAYS** (141), T, SMU
12. **STEVE STONEBREAKER** (155), LB, Detroit
13. **RAYMOND HAYES** (169), RB, Cent. Oklahoma
14. **KEN PETERSON** (183), T, Utah
15. **MIKE MERCER** (197), K, Arizona State
16. **TED KARPOWICZ** (211), RB, Detroit
17. **WILLIE JONES** (225), RB, Purdue
18. **BOB VOIGHT** (239), T, Los Angeles State
19. **BILL HILL** (253), RB, Presbyterian
20. **MIKE MCFARLAND** (267), QB, Western Illinois

## 1962 (Drafted 2nd)

1. NO CHOICE, traded to New York for George Shaw.
2. NO CHOICE, traded, along with 11th rounder, to Cleveland for Jim Prestel, Jim Marshall, Dick Grecni, Jamie Caleb, Billy Gault and Paul Dickson.
3. **BILL MILLER** (30), WR, Miami
4. **ROY WINSTON** (45), LB, LSU
5. NO CHOICE, traded to New York for Mel Triplett, Bob Schnelker, and B. Schmidt.
6. **LARRY BOWIE** (73), G, Purdue
7. NO CHOICE, traded to Philadelphia in Jerry Reichow trade.
8. **PAUL WHITE** (101), RB, Buffalo
9. **MARSHALL SHIRK** (114), T, UCLA
10. NO CHOICE, traded to Cleveland for Bob Denton.
11. NO CHOICE, traded to Cleveland along with 2nd rounder in 1962.
12. **GARY FALLON** (157), RB, Syracuse
13. **ROGER VAN CLEEF** (170), T, SW Oklahoma
14. **PAT RUSS** (185), T, Purdue
15. **LARRY GUILFORD** (198), RB, Pacific
16. **JOHN CONTOULIS** (213), T, Connecticut
17. **RON STALEY** (226), WR, Wisconsin
18. **JUNIOR HAWTHORNE** (241), T, Kentucky
19. **TOMMY MINTER** (254), RB, Baylor
20. **TERRY CAGAANEN** (269), RB, Utah State

## 1963 (Drafted 3rd)

1. **JIM DUNAWAY** (3), DT, Mississippi
2. **BOBBY BELL** (16), LB, Minnesota
3. **RAY POAGE** (31), WR, Texas
4. **PAUL FLATLEY** (44), WR, Northwestern
5. **GARY KALTENBACH** (59), G, Pittsburgh
6. NO CHOICE, traded to Cleveland for T. Franckhauser, F. Cox, C. Ferguson and E. Linden.
7. NO CHOICE, traded to New York for Jim Leo.
8. **JIM O'MAHONEY** (100), LB, Miami
9. **BOB HOOVER** (115), RB, Florida
10. **TERRY KOSENS** (128), RB, Hofstra
11. **JOHN CAMPBELL** (143), LB, Minnesota
12. **JOHN SKLOPAN** (156), RB, Southern Miss.
13. **DAVE O'BRIEN** (171), G, Boston College
14. **RALPH FERRISI** (184), RB, So. Conn. St.
15. **JOHN MURIO** (199), WR, Whitworth
16. **REX MIRICH** (212), T, Arizona. St.-Flagstaff
17. **TOM MUNSEY** (227), RB, Concordia
18. **TOM MCINTYRE** (240), T, St. John's
19. **FRANK HORVATH** (255), RB, Youngstown
20. **MAILON KENT** (268), QB, Auburn

## 1964 (Drafted 6th)

1. **CARL ELLER** (6), DE, Minnesota
2. **HAL BEDSOLE** (19), TE, USC
3. **GEORGE ROSE** (34), DB, Auburn
4. (A) NO CHOICE, traded to Chicago for Bill Brown.
4. (B) **TOM KEATING** (53), T, Michigan, from N.Y. Giants as part of Hugh McElhenny trade.
5. **JOHN KIRBY** (62), LB, Nebraska
6. **BOB LACEY** (75), WR, North Carolina
7. **WES BRYANT** (90), T, Arkansas
8. **BILL McWATTERS** (103), RB, North Texas St.
9. **DARRELL LESTER** (118), RB, McNeese
10. NO CHOICE, traded to L.A. Rams for Tom Wilson.
11. **H.O. ESTES** (146), G, East Central Okla.
12. **WALTER SANDS** (159), WR, Texas

13. **RUSS VOLLMEYER** (174), DB, Memphis St.
14. **TOM MICHEL** (187), RB, East Carolina
15. **MONTE KIFFIN** (202), T, Nebraska
16. **CARLTON OATES** (215), DE, Florida A&M
17. **JERRY McCLURG** (230), DE, Colorado
18. **CARL ROBINSON** (243), DT, Prairie View
19. **DICK SCHOTT** (258), DE, Louisville
20. **MILT SUNDE** (271), G, Minnesota

## 1965 (Drafted 8th)

1. **JACK SNOW** (8), WR, Notre Dame
2. (A) **ARCHIE SUTTON** (15), T, Illinois, from N.Y. Giants as part of the Hugh McElhenny trade.
2. (B) **LANCE RENTZEL** (23), RB, Oklahoma
3. NO CHOICE, traded to Pittsburgh for Bob Ferguson.
4. (A) **JIM WHALEN** (51), WR, Boston Coll.
4. (B) **JIM HARRIS** (55), DT, Utah State, from Cleveland for Mike Bundra.
5. NO CHOICE, traded to Detroit for Tom Hall and Bruce Zellmer.
6. **JIM GRISHAM** (79), RB, Oklahoma
7. NO CHOICE, traded to Detroit for Mike Bundra and Larry Vargo.
8. (A) **JOHN HANKINSON** (100), QB, Minnesota, from San Francisco for Roy Williams.
8. (B) **JEFF JORDAN** (107), DB, Tulsa
9. **FRANK McCLENDON** (120), DT, Alabama
10. **JERRY SCHWEIGER** (135), T, Superior St.
11. **JOHN THOMAS** (148), WR, USC
12. **MIKE TILLEMANN** (163), DT, Montana
13. **DAVE OSBORN** (176), RB, North Dakota
14. **MAX LEETZOW** (191), DE, Idaho
15. **PHIL MORGAN** (204), RB, East Tenn.
16. **PAUL LABINSKI** (219), DT, St. John's
17. **VERAN SMITH** (232), LB, Utah State
18. **RICHARD KOTITE** (247), WR, Wagner
19. **ELLIS JOHNSON** (260), RB, SE Louisiana
20. **COSMO IACAVAZZI** (275), RB, Princeton

## 1966 (Drafted 7th)

1. **JERRY SHAY** (7), DT, Purdue
2. **JIM LINDSEY** (27), RB, Arkansas
3. **DON HANSEN** (42), LB, Illinois
4. **RON ACKS** (57), DB, Illinois
5. (A) **DOUG DAVIS** (72), T, Kentucky
5. (B) **BOB HALL** (76), DB, Brown, from Chicago for Palmer Pyle.
6. (A) **WIBER AYLOR** (83), T, S.W. Texas St., from N.Y. Giants for Bill Swain.
6. (B) NO CHOICE, traded to Detroit for Mike Bundra and Larry Vargo.
7. **BOB MEERS** (106), WR, Massachusetts
8. NO CHOICE, traded to Baltimore for the rights to Larry Kramer.
9. **RON GREEN** (134), WR, North Dakota
10. NO CHOICE, traded to Detroit for Gary Lowe.
11. **STAN QUINTANA** (162), DB, New Mexico
12. **BOB PETRELLA** (181), DB, Tennessee
13. **LARRY MARTIN** (195), T, San Diego St.
14. **HOWARD TWILLEY** (209), WR, Tulsa
15. **HUGH WRIGHT** (223), RB, Adams State
16. **JIM WILLIAMS** (237), DB, Arkansas
17. **MONROE BEARD** (256), WR, Virginia Union
18. **DALE GRECO** (270), T, Illinois
19. **JESSE STOKES** (284), DB, Corpus Christi
20. NO CHOICE, traded to Philadelphia for Billy Ray Barnes.

## 1967 (Drafted Alternately 8th and 7th)

1. (A) **CLINTON JONES** (2), RB, Michigan State, from NY Giants as part of the Tarkenton trade.
1. (B) **GENE WASHINGTON** (8), WR, Michigan State
1. (C) **ALAN PAGE** (15), DT, Notre Dame. Choice from L.A. Rams for Hal Bedsole, Tommy Mason and 2nd round draft choice in 1967.
2. **BOB GRIM** (28), WR, Oregon State. Choice from N.Y. Giants.
2. NO CHOICE, traded to LA Rams.
3. **EARL DENNY** (61), RB, Missouri
4. **ALVIN COLEMAN** (87), DB, Tenn. A&I
5. **KEN LAST** (115), WR, Minnesota
6. NO CHOICE, traded to Pittsburgh for Phil King.
7. **BOBBY BRYANT** (167), DB, South Carolina
8. NO CHOICE, traded to Pittsburgh for Dave Tobey.
8. **JOHN BEASLEY** (197), TE, California, Choice from Washington.
9. **BILL MORRIS** (219), G, Holy Cross
10. **PETE TATMAN** (244), RB, Nebraska
11. **BOB TRYGSTAD** (271), DT, Washington St.
12. **FRED CREMER** (296), DT, St. John's
13. **CHARLES HARDT** (323), DB, Tulsa
14. **JIM HARGROVE** (348), LB, Howard Payne
15. **JAMES SHEA** (375), DB, E. New Mexico
16. **GENE BEARD** (400), DB, Virginia Union
17. **DICK WAGONER** (427), DB, Bowling Green

## 1968 (Drafted 6th)

1. (A) **RON YARY** (1), T, USC, Choice from N.Y. Giants as part of Tarkenton trade.
1. (B) NO CHOICE, traded to New Orleans from Gary Cuozzo.
2. **CHARLIE WEST** (33), DB, Texas-El Paso
3. (A) NO CHOICE, traded to Pittsburgh for Brady Keys.
3. (B) **MIKE MCGILL** (76), LB, Notre Dame. Choice from Dallas for Lance Rentzel.
4. **MIKE FREEMAN** (89), DB, Fresno State
5. NO CHOICE, traded to Washington for Bob Breitenstein.
6. **BOB GOODRIDGE** (144), WR, Vanderbilt
7. (A) **OSCAR REED** (167), RB, Colorado State, Choice from Atlanta for Ron VanderKelen.
7. (B) **LENNY SNOW** (171), RB, Georgia Tech
8. **HANK URBANOWICZ** (198), DT, Miami
9. **MIKE DONOHUE** (225), TE, San Francisco
10. **TOM SAKAL** (250), DB, Minnesota
11. **BILL HAAS** (279), WR, Omaha
12. **HOWIE SMALL** (308), C, Rhode Island
13. **DICK WHERRY** (333), WR, Northern St.
14. **DON EVANS** (360), T, Arkansas AM&N
15. **JIM HAYNIE** (387), QB, West Chester St.
16. **LARRY KUCHARICH** (414), DB, Boston Coll.
17. (A) **BOB LEE** (441), QB, Pacific
17. (B) **BILL HULL** (445), G, Tennessee Tech, Choice from Detroit.

## 1969 (Drafted 17th)

1. NO CHOICE, traded to New Orleans from Gary Cuozzo.
2. (A) **ED WHITE** (39), G, California. Choice from N.Y. Giants as a part of Tarkenton trade.
2. (B) **VOLLY MURPHY** (43), WR, UTEP
3. NO CHOICE, traded to Philadelphia for Phil King.
4. **MIKE McCAFFREY** (95), LB, California
5. (A) **JIM BARNES** (106), G, Arkansas. Choice from Atlanta for Ron VanderKelen.
5. (B) **MIKE O'SHEA** (112), WR, Utah State. Choice from Pittsburgh for Bobby Walden.
5. (C) **CORNY DAVIS** (121), RB, Kansas St.
6. **MARION BATES** (148), DB, Tex. Southern
7. NO CHOICE, traded to Washington along with Marlin McKeever for Paul Krause.
8. **HARRISON WOOD** (199), WR, Washington
9. **TOM FINK** (225), G, Minnesota
10. **TOM McCAULEY** (253), WR, Wisconsin
11. **BRIAN DOWLING** (277), QB, Yale
12. **NOEL JENKE** (303), LB, Minnesota
13. **JIM MOYLAN** (329), DT, Texas Tech
14. **TOMMY HEAD** (355), C, S.W. Texas St.
15. **EUGENE MOSLEY** (381), TE, Jackson St.
16. NO CHOICE, traded to Detroit for 17th choice in 1968.
17. **WENDELL HOUSLEY** (433), DB, Texas A&M

## 1970 (Drafted 25th)

1. **JOHN WARD** (25), T, Oklahoma State
2. **BILL CAPPLEMAN** (51), QB, Florida St.
3. **CHUCK BURGOON** (77), LB, North Park
4. NO CHOICE, traded to New Orleans for Kent Kramer.
5. **GREG JONES** (129), RB, UCLA
6. NO CHOICE, traded to Pittsburgh for Tony Jeter.
7. **HAP FARBBER** (181), LB, Mississippi
8. **MIKE CARRROLL** (206), G, Missouri
9. **GEORGE MORROW** (233), DE, Mississippi
10. **STU VOIGT** (260), TE, Wisconsin
11. **GODFREY ZAUNBRECHER** (286), C, LSU
12. **JAMES HOLLAND** (311), DB, Jackson St.
13. **ROBERT PEARCE** (337), DB, S.F. Austin
14. **TOM SPINKS** (363), WR, Louisiana Tech
15. **BENNIE FRANCIS** (388), DE, Chadron
16. **BRUCE CERONE** (417), WR, Emporia St.
17. **BRIAN HEALY** (441), DB, Michigan

## 1971 (Drafted 24th)

1. **LEO HAYDEN** (24), RB, Ohio State
2. NO CHOICE, traded to Philadelphia as part of Norm Snead trade.
3. **EDDIE HACKETT** (76), WR, Alcorn A&M
4. **VINCE CLEMENTS** (102), RB, Connecticut
5. NO CHOICE, Choice traded to Pittsburgh for Kent Nix.
6. NO CHOICE, traded to Philadelphia for Norm Snead.
7. **GENE MACK** (180), LB, Texas-El Paso
8. **JOHN FARLEY** (208), DT, J.C. Smith
9. **TIM SULLIVAN** (232), RB, Iowa
10. **CHRIS MORRIS** (258), G, Indiana
11. **MIKE WALKER** (284), LB, Tulane
12. **REGGIE HOLMES** (310), DB, Stout State
13. **BENNY FRY** (336), C, Houston
14. **JIM GALLAGHER** (362), LB, Yale
15. **JEFF WRIGHT** (388), DB, Minnesota



16. GREG EDMONDS (413), WR, Penn State  
17. KEN DUNCAN (439), P, Tulsa

#### 1972 (Drafted 24th)

1. (A) **JEFF SIEMON** (10), LB, Stanford. Choice from New England for Joe Kapp.  
1. (B) NO CHOICE, traded to NY Giants as a part of Tarkenton trade.  
2. **ED MARINARO** (50), RB, Cornell  
3. (A) **BART BUETOW** (59), T, Minnesota, Choice from Green Bay for the rights to Z. Bratkowski.  
3. (B) NO CHOICE, traded to Philadelphia as part of the Norm Snead trade.  
4. NO CHOICE, traded to Denver for Al Denson.  
5. NO CHOICE, traded to LA Rams for Ted Provost.  
6. **AMOS MARTIN** (154), LB, Louisville  
7. **BILL SLATER** (181), DE, Western Michigan  
8. **CALVIN DEMERY** (206), WR, Arizona AGM  
9. **CHARLES GOODRUM** (232), G, Florida AGM  
10. **WILLIE ALDRIDGE** (258), RB, South Carolina St.  
11. **WILLIE MCKELTON** (284), DB, Southern  
12. **BOB BANAUUGH** (310), DB, Montana St.  
13. **FRANKLIN ROBERTS** (336), RB, Alcorn AGM  
14. **MARV OWENS** (361), RB, San Diego St.  
15. **MIKE SIVERT** (388), G, East Tennessee St.  
16. **NEIL GRAFF** (414), QB, Wisconsin  
17. **DICK SCHMALZ** (440), WR, Auburn

#### 1973 (Drafted Alternately 12th, 13th, 14th)

1. **CHUCK FOREMAN** (12), RB, Miami  
2. (A) **JACKIE WALLACE** (34), DB, Arizona, Choice from St. Louis in John Gilliam for Gary Cuozzo trade.  
2. (B) NO CHOICE, Traded to NY Giants as a part of Tarkenton trade.  
3. **JIM LASH** (65), WR, Northwestern  
4. (A) **MIKE WELLS** (80), QB, Illinois, Choice from Philadelphia in Bill Cappelman trade.  
4. (B) NO CHOICE, traded to Kansas City for Mike Eischeid.  
5. **BRENT McCLANAHAN** (118), RB, Arizona St.  
6. (A) **DOUG KINGSRITER** (139), TE, Minnesota, Choice from New Orleans along with 1974 4th choice for Bob Brown.  
6. (B) **FRED ABBOTT** (143), LB, Florida  
7. **JOSH BROWN** (168), RB, S.W. Texas St.  
8. **CRAIG DARLING** (196), T, Iowa  
9. **LARRY DIBBLES** (221), DE, New Mexico  
10. (A) **RANDY LEE** (236), P, Tulane, Choice from Philadelphia for Bill Cody.  
10. (B) **DAVE MASON** (246), DB, Nebraska  
11. **GEARY MURDOCK** (274), T, Iowa State  
12. **ALAN SPENCER** (299), WR, Pittsburg St.  
13. **RON JUST** (324), G, Minot State  
14. **EDDIE BISHOP** (352), DB, Southern  
15. **TONY CHANDLER** (377), RB, Missouri Valley  
16. **LARRY SMILEY** (402), DE, Texas Southern  
17. **DAVE WINFIELD** (429), TE, Minnesota

#### 1974 (Drafted 25th)

1. (A) **FRED McNEILL** (17), LB, UCLA, Choice from Atlanta along with Bob Berry for Bob Lee and Lonnie Warwick.  
1. (B) **STEVE RILEY** (25), T, USC  
2. (A) **JOHN HOLLAND** (29), WR, Tennessee State. Choice from San Diego along with 3rd choice for C. Jones and C. Gersbach.  
2. (B) **MATT BLAIR** (51), LB, Iowa State  
3. (A) **STEVE CRAIG** (64), TE, Northwestern. Choice from San Diego.  
3. (B) **SCOTT ANDERSON** (77), C, Missouri  
4. (A) **MIKE TOWNSEND** (86), DB, Notre Dame, Choice from New Orleans as part of Bob Brown trade.  
4. (B) NO CHOICE, traded to Cincinnati for Steve Lawson.  
5. (A) **JAMES FERGUSON** (120), DB, Stanford, Choice from Denver along with Rod Sherman for Gene Washington.  
5. (B) NO CHOICE. Choice from Los Angeles for Charles Stukes. Choice traded to Philadelphia for Ron Porter.  
5. (C) Choice traded to Baltimore for Charles Stukes in 1973.  
6. **MARK KELLAR** (155), RB, No. Illinois  
7. **FRED TABRON** (181), RB, S.W. Missouri  
8. **BERL SIMMONS** (207), K, TCU  
9. **SAM McCULLUM** (232), WR, Montana St.  
10. **BARRY REED** (259), RB, Peru State  
11. **DAVID BOONE** (285), DE, E. Michigan  
12. **RANDY POLTL** (311), DB, Stanford  
13. **GARY KELLER** (337), DT, Utah  
14. **ALAN DIXON** (363), RB, Harding  
15. **KURT WACHTLER** (389), DT, St. John's  
16. **JOHN GOEBEL** (415), RB, St. Thomas  
17. **EARL GARRETT** (441), DB, Boston State

#### 1975 (Drafted 25th)

1. **MARK MULLANEY** (25), DE, Colorado St.  
2. **ART RILEY** (52), DT, USC  
3. NO CHOICE, traded to New Orleans for Andy Maurer  
4. (A) **HAROLD HENSON** (89), RB, Ohio St. Choice from Detroit for Charlie West.  
4. (B) **BRUCE ADAMS** (103), WR, Kansas  
5. **ROBERT MILLER** (129), RB, Kansas  
6. **BUBBA BROUSSARD** (155), LB, Houston  
7. **HENRY GREENE** (181), RB, Southern

8. **JOE HOLLIMON** (207), DB, Arkansas St.  
9. **JOHN PASSANANTI** (233), G, W. Illinois  
10. **NEIL CLABO** (258), P, Tennessee  
11. **IKE SPENCER** (285), RB, Utah  
12. **AUTRY BEAMON** (311), DT, East Texas St.  
13. **MIKE HURD** (336), WR, Michigan State  
14. **MIKE STRICKLAND** (363), RB, E. Michigan  
15. **OLLIE BAKKEN** (388), LB, Minnesota  
16. **TOM GOEDJEN** (414), K, Iowa State  
17. **ADOLPH BELLIZEARE** (441), RB, Penn St.

#### 1976 (Drafted Alternately 25th and 26th)

1. **JAMES WHITE** (25), DT, Oklahoma State  
2. **SAMMY WHITE** (54), WR, Grambling  
3. **WES HAMILTON** (85), G, Tulsa  
4. **LEONARD WILLIS** (118), WR, Ohio State  
5. (A) **STEVE WAGNER** (133), DB, Wisconsin. Choice from Atlanta for Oscar Reed.  
5. (B) **KEITH BARNETTE** (150), RB, Boston Coll.  
6. **TERRY EGERDAHL** (180), WR/DB, Minnesota-Duluth.  
7. **LARRY BRUNE** (206), DB, Rice  
8. NO CHOICE, traded to New England along with 6th choice in 1977 for Doug Dumler.  
9. **ISAAC HAGINS** (262), WR/RS, Southern  
10. **BILL SALMON** (289), QB, Northern Iowa  
11. **STEVE KRACHER** (318), RB, Montana St.  
12. **ROBERT SPARKS** (345), DB, San Francisco St.  
13. **GARY PAULSON** (372), DE, Colorado St.  
14. **JEFF STAPLETON** (401), T, Purdue  
15. **RON GROCE** (428), RB, Macalester  
16. **RANDY HICKEL** (457), DB, Montana St.  
17. **DICK LUKOWSKI** (484), DT, West Virginia

#### 1977 (Drafted 27th)

1. **TOMMY KRAMER** (27), QB, Rice  
2. **DENNIS SWILLEY** (55), G, Texas AGM  
3. **TOM HANNON** (83), S, Michigan State  
4. NO CHOICE, traded to Seattle along with Bob Lurtsema for Ahmad Rashad.  
5. **KEN MOORE** (138), TE, Northern Illinois  
6. NO CHOICE, traded to New England for Doug Dumler.  
7. NO CHOICE, traded to Cincinnati for Orlando Nelson.  
8. **CLINT STROZIER** (222), S, USC  
9. **SCOTT STUDDWELL** (250), LB, Illinois  
10. **DAN BEAVER** (278), K, Illinois  
11. **KEITH HERTWIG** (306), WR, Arizona  
12. **JIM KELLEHER** (335), RB, Colorado

#### 1978 (Drafted Alternately 21st, 20th, 24th, 23rd, 22nd)

1. **RANDY HOLLOWAY** (21), DE, Pittsburgh  
2. **JOHN TURNER** (48), CB, Miami  
3. **WHIP WALTON** (75), LB, San Diego State  
4. **JIM HOUGH** (100), C, Utah State  
5. NO CHOICE, traded to the NY Giants for Bob Tucker.  
6. NO CHOICE, traded to San Francisco for Nate Allen.  
7. NO CHOICE, traded to Philadelphia for Bill Bradley.  
8. **MIKE WOOD** (204), K, S.E. Missouri. Choice from Seattle for Amos Martin and Autry Beamon.  
8. NO CHOICE, traded to NY Jets for Phil Wise in 1977.  
9. **MIKE DEUTSCH** (240), P, Colorado St.  
10. **HUGHIE SHAW** (272), RB, Texas A&M  
11. **RON HARRIS** (299), RB, Colorado St.  
12. **JEFF MORROW** (326), T, Minnesota

#### 1979 (Drafted Alternately 16th and 17th)

1. **TED BROWN** (16), RB, North Carolina State  
2. **DAVE HUFFMAN** (43), C, Notre Dame  
3. Forfeited  
4. **STEVE DILS** (97), QB, Stanford  
5. **JERRY METER** (129), LB, Michigan  
6. **JOE SENSER** (152), TE, West Chester St.  
7. **BOB WINKEL** (181), DT, Kentucky  
8. NO CHOICE, traded to Baltimore for Frank Myers.  
9. **BILLY DIGGS** (236), WR, Winston-Salem  
10. NO CHOICE, traded to NY Jets for Phil Wise.  
11. **BRIAN NELSON** (291), WR, Texas Tech  
12. **DAVID STEPHENS** (317), LB, Kentucky

#### 1980 (Drafted Alternately 9th, 10th, 11th)

1. **DOUG MARTIN** (9), DT, Washington  
2. (A) **WILLIE TEAL** (30), CB, LSU, Choice from San Francisco for 2nd and 3rd choice in 1980.  
2. (B) NO CHOICE, traded to San Francisco for 2nd rounder in 1980.  
3. (A) NO CHOICE, traded to San Francisco for 2nd rounder in 1980.  
3. (B) **BRENT BOYD** (68), G/C, UCLA, Choice from New Orleans in Steve Riley trade.  
4. **DENNIS JOHNSON** (92), LB, USC  
5. (A) **DOUG PASCHAL** (121), RB, North Carolina  
5. (B) **PAUL JONES** (122), RB, California, from New Orleans in Steve Riley trade.  
6. **RAY YAKAVONIS** (148), DE, East Stroudsburg St.  
7. **HENRY JOHNSON** (174), LB, Georgia Tech  
8. NO CHOICE, traded along with Carl Eller to Seattle for Steve Niehaus.  
9. **DENNIS MOSLEY** (232), RB/WR, Iowa  
10. **KEN BROWN** (258), WR/RS, Nebraska

11. **SAM HARRELL** (288), RB, East Carolina  
12. **THOMAS LANE** (315), S, Florida AGM

#### 1981 (Drafted Alternately 18th, 17th, 16th)

1. NO CHOICE, traded to Baltimore for two 2nd and a 5th round choice in 1981.  
2. (A) **MARDYE McDOLE** (39), WR, Mississippi, Choice from Baltimore for 1st choice in 1981.  
2. (B) **ROBIN SENDLEIN** (45), LB, Texas  
3. (C) **JARVIS REDWINE** (52), RB, Nebraska. Choice from Baltimore.  
3. NO CHOICE, to New Orleans in Steve Riley trade.  
3. **TIM IRWIN** (74), T, Tennessee, Choice from New England for Chuck Foreman.  
4. **JOHN SWAIN** (101), DB, Miami (Fla.)  
5. **WENDELL RAY** (123), DE, Missouri. Choice from Baltimore.  
5. NO CHOICE, traded to New Orleans in Steve Riley trade.  
6. NO CHOICE, traded to Miami for Jim Langer.  
7. **DON SHAVER** (184), RB, Kutztown St.  
8. **WADE WILSON** (210), QB/P, East Texas St.  
9. NO CHOICE, traded to Seattle for Nick Bebout.  
10. **JAMES MURPHY** (266), WR, Utah State  
11. **WILLIAM STEPHANOS** (293), T, Boston Coll.  
12. **BRIAN WILLIAMS** (320), TE, Southern

#### 1982 (Drafted Alternately 7th, 11th, 10th, 9th, 8th, 7th)

1. **DARRIN NELSON** (7), RB, Stanford  
2. **TERRY TAUSCH** (39), T, Texas  
3. NO CHOICE, traded to New Orleans for Tony Galbreath.  
4. **JIM FAHNHORST** (92), LB, Minnesota  
5. NO CHOICE, traded to Miami for Langer.  
6. **GREG STORR** (147), LB, Boston College  
7. **STEVE JORDAN** (179), TE, Brown  
8. **KIRK HARMON** (206), LB, Pacific  
9. **BRYAN HANNON** (233), S, Tennessee St.  
10. **GERALD LUCEAR** (260), WR, Temple  
11. **CURTIS ROUSE** (286), G, Chattanooga  
12. **HOBSON MILNER** (318), RB, Cincinnati

#### 1983 (Drafted Alternately 19th, 18th, 17th, 16th, 15th)

1. **JOEY BROWNER** (19), DB, USC  
2. NO CHOICE, traded to Philadelphia for Charlie Johnson.  
3. **WALKER LEE ASHLEY** (73), LB, Penn St.  
4. **MARK RUSH** (100), RB, Miami (Fla.)  
5. **MARK STEWART** (127), LB, Washington  
6. **MIKE JONES** (159), WR, Tennessee St.  
7. **CARL LEE** (186), DB, Marshall  
8. **NORRIS BROWN** (213), TE, Georgia  
9. **ROD ACHTER** (239), WR, Toledo  
10. (A) **MELVIN BROWN** (255), DB, Mississippi, Choice from L.A. Rams for Ron Yary.  
10. (B) **WALTER TATE** (266), C, Tennessee St.  
11. **BRIAN BUTCHER** (298), G, Clemson  
12. **MAURICE TURNER** (325), RB, Utah St.

#### 1984 (Drafted Alternately 13th, 12th, 11th, 15th, 14th)

1. **KEITH MILLARD** (13), DE, Washington St.  
2. NO CHOICE, traded to Houston for Archie Manning.  
3. **ALFRED ANDERSON** (67), RB, Baylor  
4. NO CHOICE, traded to Houston for Dave Casper.  
5. NO CHOICE, traded to LA Raiders for 5th, 7th, and 11th choices in 1984.  
5. **ALLEN RICE** (140), RB, Baylor, Choice from L.A. Rams.  
6. **DWIGHT COLLINS** (154), WR, Pittsburgh  
7. (A) **JOHN HAINES** (180), DT, Texas  
7. (B) **LOYD LEWIS** (196), G, Texas A & I, Choice from L.A. Raiders.  
8. **PAUL SVERCHECK** (208), DT, Cal Poly-SLO  
9. **KEITH KIDD** (235), WR, Arkansas  
10. **JAMES SPENCER** (268), LB, Oklahoma St.  
11. (A) **EDGAR PICKETT** (295), LB, Clemson  
11. (B) **LAWRENCE THOMPSON** (308), WR, Miami (Fla.), Choice from LA Raiders.  
12. **MIKE A. JONES** (321), RB, No. Carolina A&T

#### 1985 (Drafted Alternately 2nd, 3rd)

1. (A) NO CHOICE, traded to Atlanta for 1st and 3rd choice in 1985.  
1. (B) **CHRIS DOLEMAN** (4), LB, Pittsburgh. Choice from Atlanta.  
2. **ISSIAC HOLT** (30), CB, Alcorn St.  
3. (A) **KIRK LOWDERMILK** (59), C, Ohio St.  
3. (B) **TIM MEAMBER** (60), LB, Washington. Choice from Atlanta.  
3. (C) **TIM LONG** (66), T, Memphis State, Choice from San Diego for John Turner.  
4. (A) **GEORGE "Buster" RHYMES** (85), WR, Oklahoma  
4. (B) **KYLE MORRELL** (106), S, BYU, Choice from LA Rams for Steve Dils.  
5. **MARK MacDONALD** (115), G, Boston College  
6. (A) **STEVE BONO** (142), QB, UCLA  
6. (B) **TIM NEWTON** (164), NT, Florida. Choice from L.A. Raiders for Brad Van Pelt.  
7. NO CHOICE, traded to Green Bay for Jan Stenerud.  
8. **NIKITA BLAIR** (198), LB, Texas El Paso  
9. **JAIME COVINGTON** (227), RB, Syracuse  
10. **JUAN JOHNSON** (254), WR, Langston

- TIM WILLIAMS (283), DB, North Carolina A&T
- BYRON JONES (310), DT, Tulsa

#### 1986 (Drafted Alternately 9th, 8th, 7th, 11th, 10th)

- (A) GERALD ROBINSON (14), DE, Auburn. Choice from San Diego.
- (B) NO CHOICE, traded to San Diego for San Diego's 1st and 3rd choice in 1986.
- (A) NO CHOICE, traded to N.Y. Giants for Gary Zimmerman.
- (B) NO CHOICE, traded to Miami for Anthony Carter.
- (C) Choice from L.A. Raiders for Brad Van Pelt trade to NY Giants for Gary Zimmerman.
- NO CHOICE, traded to San Diego.
- JOE PHILLIPS (93), DT, SMU
- HASSAN JONES (120), WR, Florida St.
- THOMAS ROOKS (147), RB, Illinois
- CARL HILTON (179), TE, Houston
- GARY SCHIPPANG (206), T, West Chester St.
- MIKE SLATON (232), DB, South Dakota
- JOE CORMIER (259), TE/WR, USC
- JOHN ARMSTRONG (286), WR, Richmond
- JESSE SOLOMON (318), LB, Florida St.

#### 1987 (Drafted 16th)

- (A) D.J. DOZIER (14), RB, Penn State. Choice from Miami for 1st and 5th choices in 1987.
- (B) NO CHOICE, traded to Miami.
- RAY BERRY (44), LB, Baylor
- HENRY THOMAS (72), NT, LSU
- REGGIE RUTLAND (100), S, Georgia Tech
- NO CHOICE, traded to Miami.
- GREG RICHARDSON (156), WR/KR, Alabama
- NO CHOICE, traded to Seattle for John Harris.
- RICK FENNEY (211), RB, Washington
- LEONARD JONES (239), S, Texas Tech
- ROBERT RILEY (267), T Indiana
- BRENT PEASE (295), QB, Montana
- KEITH WILLIAMS (323), DT, Florida

#### 1988 (Drafted Alternately 19th, 15th, 16th, 17th, 18th)

- RANDALL McDANIEL (19), G, Arizona St.
- (A) NO CHOICE, to Denver for Denver's 2nd, 4th, and 6th choices in 1988.
- (B) BRAD EDWARDS (54), S, South Carolina, Choice from Denver.
- AL NOGA (71), DT, Hawaii
- (A) NO CHOICE, to New England along with 11th choice in Rich Gannon trade.
- (B) TODD KALIS (108), G, Arizona State. Choice from Denver.
- DARRELL FULLINGTON (124), S, Miami
- (A) NO CHOICE, traded to Miami for Greg Koch.
- (B) DERRICK WHITE (164), CB, Oklahoma. Choice from Denver.
- BRAD BECKMAN (183), TE, Nebraska-Omaha
- JOE CAIN (210), LB, Oregon Tech
- PAUL MCGOWAN (237), LB, Florida State
- BRIAN HABIB (264), DT, Washington
- NORMAN FLOYD (296), S, South Carolina. Choice from New England for 9th rounder in 1989.
- NO CHOICE, traded to New England in Rich Gannon trade.
- NO CHOICE, traded to NY Giants.

#### 1989 (Drafted 24th)

- NO CHOICE, traded to Pittsburgh for Mike Merriweather.
- DAVID BRAXTON (52), LB, Wake Forest
- JOHN HUNTER (80), T, BYU
- DARRYL INGRAM (108), TE, California
- Exercised in 1988 Supplemental Draft for Ryan Bethae, WR, South Carolina.
- JEFF MICKEL (163), T, E. Washington
- BENJI ROLAND (191), NT, Auburn
- ALEX STEWART (219), DE, Cal. State-Fullerton
- NO CHOICE, traded to New England for 11th choice in 1988.
- NO CHOICE, traded to Miami for Greg Koch.
- BRAD BAXTER (303), RB, Alabama State
- (A) SHAWN WOODSON (331), LB, James Madison
- (B) EVERETT ROSS (335), WR/KR, Ohio State, Choice from LA Raiders for 11th choice in 1990.

#### 1990 (Drafted Alternately 23rd, 22nd, 21st)

- NO CHOICE, traded to Dallas in Herschel Walker trade.
- NO CHOICE, traded to Dallas in Herschel Walker trade.
- (A) MIKE JONES (54), TE, Texas A&M, Choice from Dallas in Herschel Walker trade.
- (B) MARION HOBBY (74), DE, Tennessee
- ALONZO HAMPTON (104), CB, Pittsburgh
- (A) REGGIE THORNTON (116), WR, Bowling Green, Choice from San Diego through Dallas in Herschel Walker trade.
- (B) CEDRIC SMITH (131), RB Florida
- NO CHOICE, traded to Dallas in Herschel Walker trade.
- JOHN LEVELIS (188), LB, C.W. Post
- CRAIG SCHLICHTING (214), DE, Wyoming
- TERRY ALLEN (241), RB, Clemson
- (A) PAT NEWMAN (249), WR, Utah St., Choice from Dallas in Herschel Walker trade.

- (B) DONALD SMITH (271), CB, Liberty
- NO CHOICE, traded to LA Raiders for 12th choice in 1989.
- RON GOETZ (324), LB, Minnesota

#### 1991 (Drafted Alternately 12th, 11th, 10th, 9th, 8th, 7th)

- NO CHOICE, traded to Dallas in Herschel Walker trade.
- NO CHOICE, traded to Dallas in Herschel Walker trade.
- (A) CARLOS JENKINS (65), LB, Michigan St.
- (B) JAKE REED (68), WR, Grambling, Choice from Dallas in Herschel Walker trade.
- RANDY BALDWIN (92), RB, Mississippi
- CHRIS THOME (119), C/G, Minnesota
- NO CHOICE, traded to L.A. Raiders.
- TODD SCOTT (163), S, SW Louisiana, Choice from LA Raiders.
- (A) SCOTT REAGAN (179), DT, Humboldt
- (B) TRIPP WELBORNE (180), S, Michigan. Choice from LA Raiders.
- REGGIE JOHNSON (206), DE, Arizona
- GERALD HUDSON (232), RB, Oklahoma State
- BRADY PIERCE (259), T, Wisconsin
- IVAN CAESAR (286), LB, Boston College
- DARREN HUGHES (313), WR, Carson-Newman

#### 1992 (Drafted Alternately 13th, 12th, 15th, 14th)

- NO CHOICE, to Dallas in Herschel Walker trade.
- ROBERT HARRIS (39), DE, Southern. Choice from Seattle in Keith Millard trade.
- NO CHOICE, to Dallas in Herschel Walker trade.
- NO CHOICE, to Dallas in Herschel Walker trade.
- ROY BARKER (98), DT, North Carolina
- ED McDANIEL (125), LB, Clemson
- MIKE GADDIS (152), RB, Oklahoma
- DAVID WILSON (183), S, California
- LUKE FISHER (210), TE, East Carolina
- (A) BRAD JOHNSON (227), QB, Florida St., Choice from Tampa Bay in Jimmy Williams trade.
- (B) RONNIE WEST (237), WR, Pittsburgh St
- BRAD CULPEPPER (264), DT, Florida
- CHARLES EVANS (295), RB, Clark
- JOE RANDOLPH (322), WR, Elon

#### 1993 (Drafted Alternately 21st, 24th, 23rd, 22nd, 21st, 20th)

- ROBERT SMITH (21), RB, Ohio St.
- QADRY ISMAIL (52), WR, Syracuse
- (A) JOHN GERAK (57), G, Penn St., Choice from Seattle in Keith Millard trade.
- (B) GILBERT BROWN (79), DT, Kansas
- ASHLEY SHEPPARD (106), LB, Clemson
- EVERETT LINDSAY (133), T, Mississippi
- NO CHOICE, traded to Washington for George Hinkle and Joe Johnson.
- GINO TORRETTA (192), QB, Miami
- NO CHOICE, traded to San Francisco for Keith Henderson.

#### 1994 (Drafted Alternately 19th, 18th, 17th, 16th, 20th)

- (A) DEWAYNE WASHINGTON (18), CB, North Carolina St. Choice from Denver in Gary Zimmerman trade.
- (B) TODD STEUSSIE (19), T, California
- (A) DAVID PALMER (40), WR/RB, Alabama. Choice from Atlanta in Chris Doleman trade.
- (B) NO CHOICE. Compensation choice to Atlanta in Chris Doleman trade.
- (C) NO CHOICE. To LA Raiders for 2nd and 4th choices in 1994.
- (D) FERNANDO SMITH (55), DE, Jackson St. Choice from L.A. Raiders in exchange of draft picks.
- NO CHOICE. To Pittsburgh in Adrian Cooper trade.
- (A) NO CHOICE. To Houston in W. Moon trade.
- (B) MIKE WELLS (125), DT, Iowa. Choice from LA Raiders in exchange of draft picks.
- (A) SHELLY HAMMONDS (134), CB, Penn State. Choice from Washington in Rich Gannon trade.
- (B) NO CHOICE. To Kansas City in Barry Word trade.
- (A) ANDREW JORDAN (179), TE, Western Carolina. Choice from Denver in Gary Zimmerman trade.
- (B) NO CHOICE. To Pittsburgh in Adrian Cooper trade.
- PETE BERCICH (211), LB, Notre Dame

#### 1995 (Drafted Alternately 24th, 23rd, 25th)

- (A) DERRICK ALEXANDER (11), DE, Florida State. Choice from Denver through Atlanta in Chris Doleman trade.
- (B) KOREY STRINGER (24), T, Ohio State
- (A) ORLANDO THOMAS (42), S, SW Louisiana. Choice from Denver in Gary Zimmerman trade.
- (B) COREY FULLER (55), CB, Florida State
- NO CHOICE. To Houston in Warren Moon trade.
- (A) CHAD MAY (121), QB, Kansas St. Choice from Denver for 4th and 6th choices in 1995.
- (B) NO CHOICE, traded to Denver.
- JAMES STEWART (157), RB, Miami
- (A) NO CHOICE, traded to Denver.
- (B) JOHN SOLOMON (196), LB, Sam Houston State. Choice from NY Giants in Vencie Glenn trade.
- (A) JOSE WHITE (232), DT, Howard
- (B) JASON FISK (243), DT, Stanford. Compensatory Selection.

#### 1996 (Drafted Alternately 16th, 15th, 14th, 17th)

- DUANE CLEMONS (16), LB, California
- JAMES MANLEY (45), DT, Vanderbilt
- MOE WILLIAMS (75), RB, Kentucky
- (A) HUNTER GOODWIN (97), TE, Texas A&M. Choice from Arizona in exchange of draft picks.
- (B) NO CHOICE. Traded to Arizona in exchange of draft picks.
- (A) SEAN BOYD (137), S, North Carolina. Choice from NY Giants in Vencie Glenn trade.
- (B) NO CHOICE. Traded to Arizona in exchange of draft picks.
- NO CHOICE. To NY Giants in Vencie Glenn trade.
- JON MERRILL (223), OL, Duke.

#### 1997 (Drafted Alternately 20th, 19th, 18th, 17th, 21st)

- DWAYNE RUDD (20), LB, Alabama
- TORRIAN GRAY (49), S, Virginia Tech
- STALIN COLINET (78), DE, Boston College
- ANTONIO BANKS (113), CB, Virginia Tech
- TONY WILLIAMS (151), DT, Memphis
- ROBERT TATE (183), WR, Cincinnati
- (A) ARTIE ULMER (220), LB, Valdosta St.
- (B) MATTHEW HATCHETTE (235), WR, Langston. Compensatory Selection.

#### 1998 (Drafted Alternately 21st, 20th, 19th, 18th, 21st)

- RANDY MOSS (21), WR, Marshall
- KAILIE WONG (51), LB, Stanford
- RAMOS McDONALD (80), DB, New Mexico
- KIVUUSAMA MAVS (110), LB, North Carolina
- KERRY COOKS (144), SS, Iowa
- MATT BIRK (173), OT, Harvard
- (A) CHESTER BURNETT (208), LB, Arizona
- (B) TONY DARDEN (225), CB, Texas Tech. Compensatory Selection.

#### 1999 (Drafted 29th)

- (A) DAUNTE CULPEPPER (11), QB, Central Florida. Choice from Washington in Brad Johnson trade.
- (B) DIMITRIUS UNDERWOOD (29), DE, Michigan St.
- (A) JIM KLEINSASSER (44), TE, North Dakota. Choice from Pittsburgh in exchange of draft picks.
- (B) NO CHOICE. Traded to Pittsburgh in exchange of draft picks.
- (A) NO CHOICE. Traded to Pittsburgh in exchange of draft picks.
- (B) NO CHOICE. Traded to New England for Jimmy Hitchcock in 1998.
- (A) KENNY WRIGHT (120), DB, Northwestern St. Choice from Miami for Hunter Goodwin.
- (B) JAY HUMPHREY (125), T, Texas
- (A) NO CHOICE. Traded to Pittsburgh.
- (B) CHRIS JONES (169), LB, Clemson. Compensatory Selection.
- (A) TALANCE SAWYER (185), DL, UNLV. Choice from Tampa Bay through Baltimore for Everett Lindsay.
- (B) ANTICO DALTON (199), LB, Hampton
- NOEL SCARLETT (236), DL, Langston

#### 2000 (Drafted 26th)

- CHRIS HOVAN (26), DT, Boston College
- (A) FRED ROBBINS (55), DT, Wake Forest. Choice from Washington in Brad Johnson trade.
- (B) MICHAEL BOIREAU (56), DE, Miami (Fla.)
- DOUG CHAPMAN (88), RB, Marshall
- (A) ANTONIO WILSON (106), LB, Texas A&M-Commerce. Choice from Baltimore for Everett Lindsay.
- (B) TYRONE CARTER (118), DB, Minnesota
- (A) NO CHOICE. To Washington in Brad Johnson trade.
- (B) TROY WALTERS (165), WR, Stanford
- NO CHOICE. Traded to Baltimore for Everett Lindsay.
- (A) NO CHOICE. Traded to Cleveland with Stalin Colinet for Jerry Ball in 1999. Compensatory Selection.
- (B) MIKE MALANO (240), C, San Diego St. Compensatory Selection.
- (C) GILES COLE (244), TE, Texas A&M-Kingsville. Compensatory Selection.
- (D) LEWIS KELLY (248), OL, South Carolina St. Compensatory Selection.

#### 2001 (Drafted 27th)

- MICHAEL BENNETT (27), RB, Wisconsin
- WILLIE HOWARD (57), DT, Stanford
- (A) ERIC KELLY (69), CB, Kentucky. Choice from New England in exchange of draft picks.
- (B) NO CHOICE. Traded to New England in exchange of draft picks.
- (A) NO CHOICE. Traded to New England in exchange of draft picks.
- (B) SHAWN WORTHEN (130), DT, TCU.
- (C) CEDRIC JAMES (131), WR, TCU.
- PATRICK CHUKWURAH (157), LB, Wyoming

- 6. **CAREY SCOTT** (189), CB, Kentucky State
- 7. **BRIAN CRAWFORD** (225), T, Western Oregon

**2002 (Drafted 7th)**

- 1. **BRYANT MCKINNIE** (7), T, Miami (Fla.)
- 2. **RAONALL SMITH** (38), LB, Washington St.
- 3. **WILLIE OFFORD** (70), DB, South Carolina
- 4. **(A) BRIAN WILLIAMS** (105), DB, North Carolina State
- 4. (B) ED TA'AMU (132), G, Utah
- 5. NO CHOICE. Traded to Cleveland for Travis Prentice and Sperguson Wynn.
- 6. **NICK ROGERS** (177), LB, Georgia Tech
- 7. **CHAD BEASLEY** (218), DT, Virginia Tech

**2003 (Drafted 7th)**

- 1. **KEVIN WILLIAMS** (9), DT, Oklahoma State
- 2. **E.J. HENDERSON** (40), LB, Maryland
- 3. **NATE BURLESON** (71), WR, Nevada-Reno
- 4. **ONTERRIO SMITH** (105), RB, Oregon
- 5. NO CHOICE. Traded to Cleveland for Everett Lindsay and Stalin Colinet.
- 6. **(A) EDDIE JOHNSON** (180), P, Idaho State
- 6. **(B) MICHAEL NATTIEL** (190), LB, Florida. Choice from New Orleans for Todd Bouman.
- 7. **KEENAN HOWRY** (221), WR, Oregon

**2004 (Drafted 19th)**

- 1. (A) NO CHOICE. Traded to Miami in exchange of draft picks.
- 1. **(B) KENECHI UDEZE** (20), DE, USC. Choice from Miami in exchange of draft picks.
- 2. **(A) DONTARRIOUS THOMAS** (48), LB, Auburn. Choice from New Orleans.
- 2. (B) NO CHOICE. Traded to New Orleans for 2a
- 3. (A) NO CHOICE. To Baltimore for 2a.
- 3. **DARRION SCOTT** (88), DE, Ohio State. Choice obtained from Baltimore.
- 4. **(A) NAT DORSEY** (115), T, Georgia Tech
- 4. **(B) MEWELDE MOORE** (119), RB, Tulane. Choice obtained from Miami in exchange of draft picks.
- 5. **ROD DAVIS** (155), LB, Southern Mississippi. Choice obtained from Baltimore.
- 6. **DEANDRE EILAND** (184), DB, South Carolina
- 7. **JEFF DUGAN** (220), TE, Maryland

**2005 (Drafted 18th)**

- 1. **(A) TROY WILLIAMSON** (7), WR, South Carolina. Choice from Oakland in Randy Moss trade.
- 1. **(B) ERASMUS JAMES** (18), DE, Wisconsin
- 2. **MARCUS JOHNSON** (49), G, Mississippi
- 3. **DUSTIN FOX** (80), S, Ohio State
- 4. **(A) CIATRICK FASON** (112), RB, Florida. Choice from Washington in exchange of picks.
- 4. (B) NO CHOICE. To Washington for 4a.
- 5. NO CHOICE. Traded to Washington in exchange of draft picks.
- 6. **C.J. MOSLEY** (191), DT, Missouri
- 7. **(A) ADRIAN WARD** (219), CB, Texas-El Paso. Choice from Oakland in Randy Moss trade.
- 7. (B) NO CHOICE. To NY Jets in Sam Cowart trade.

**2006 (Drafted 17th)**

- 1. **CHAD GREENWAY** (17), LB, Iowa
- 2. **(A) CEDRIC GRIFFIN** (48), CB, Texas
- 2. **(B) RYAN COOK** (51), C, New Mexico. Choice from Miami in Daunte Culpepper trade.
- 3. **(C) TARVARIS JACKSON** (64), QB, Alabama State. Choice from Pittsburgh in exchange of picks.
- 3. (A) NO CHOICE. Compensatory selection traded to Pittsburgh in exchange of picks.
- 3. (B) NO CHOICE. Traded to Pittsburgh in exchange of picks.
- 4. (A) Traded to Philadelphia for 4b and G Artis Hicks.
- 4. **(B) RAY EDWARDS** (127), DE, Purdue. Choice from Philadelphia in exchange of draft picks.
- 5. **GREG BLUE** (149), S, Georgia
- 6. NO CHOICE. Traded to Philadelphia for Artis Hicks.
- 7. NO CHOICE. Traded to San Diego for G Toniu Fonoti.

**2007 (Drafted 7th)**

- 1. **ADRIAN PETERSON** (7), RB, Oklahoma
- 2. (A) NO CHOICE. Pick to Atlanta for 2b and Denver Broncos 4c.
- 2. **(B) SIDNEY RICE** (44), WR, South Carolina. Choice from Atlanta in exchange of draft picks.
- 3. **MARCUS MCCAULEY** (72), CB, Fresno State.
- 4. **(A) BRIAN ROBISON** (102), DE, Texas. Choice from Tampa Bay in exchange of draft picks.
- 4. (B) NO CHOICE. Traded to Tampa Bay for 4a.
- 4. (C) NO CHOICE. Pick from Denver traded back to Denver for 3 choices in 2008.
- 5. **AUNDRAE ALLISON** (146), WR, East Carolina.
- 6. **(A) RUFUS ALEXANDER** (176), LB, Oklahoma. Choice from Denver in exchange of draft picks.
- 6. (B) NO CHOICE. Traded to Tampa Bay for 4a.

- 7. (A) **TYLER THIGPEN** (217), QB, Coastal Carolina.
- 7. (B) **CHANDLER WILLIAMS** (233), WR, Florida International. Choice from Denver in exchange of picks.

**2008 (Drafted 17th)**

- 1. NO CHOICE. Traded to Kansas City for DE Jared Allen.
- 2. **(A) TYRELL JOHNSON** (43), S, Arkansas State. Choice from Carolina in exchange of draft picks.
- 2. (B) NO CHOICE. Traded to Philadelphia for 2a, 5c.
- 3. (A) NO CHOICE. Traded to Kansas City for DE Jared Allen.
- 3. (B) NO CHOICE. Traded to Kansas City for DE Jared Allen.
- 4. NO CHOICE. Traded to Philadelphia in exchange of draft picks.
- 5. **(A) JOHN DAVID BOOTY** (137), QB, USC. Choice from Green Bay in exchange of draft picks.
- 5. (B) NO CHOICE. Traded to Green Bay for 5a.
- 5. **(C) LETROY GUION** (152), DT, Florida State. Choice from Philadelphia in exchange of draft picks.
- 6. (A) NO CHOICE. Traded to Kansas City for Jared Allen and 6b.
- 6. **(B) JOHN SULLIVAN** (187), C, Notre Dame. Choice from Kansas City in exchange of draft picks.
- 6. **(C) JAYMAR JOHNSON** (193), WR, Jackson State. Choice from Jacksonville in Troy Williamson trade.
- 7. (A) Pick from St. Louis traded to Green Bay in exchange of draft picks.
- 7. (B) NO CHOICE. Traded to N.Y. Jets in Brooks Bollinger trade.

**2009 (Drafted 22nd)**

- 1. **PERCY HARVIN** (22), WR, Florida.
- 2. **PHIL LOADHOLT** (54), T, Oklahoma.
- 3. **ASHER ALLEN** (86), CB, Georgia.
- 4. NO CHOICE. Traded to Houston for QB Sage Rosenfels.
- 5. **(A) JASPER BRINKLEY** (150), LB, South Carolina. Choice from Washington.
- 5. (B) NO CHOICE. Traded to Washington for 5a.
- 6. NO CHOICE. Pick from Washington traded to Philadelphia for Kelly Holcomb.
- 7. (A) Choice from Washington for Erasmus James traded back for 5a.
- 7. **(B) JAMARCA SANFORD** (231), S, Mississippi.

**2010 (Drafted 30th)**

- 1. NO CHOICE. Traded to Detroit in exchange of draft picks.
- 2. **(A) CHRIS COOK** (34), CB, Virginia. Choice from Detroit in exchange of picks.
- 2. **(B) TOBY GERHART** (51), RB, Stanford. Choice from Houston in exchange of picks.
- 3. NO CHOICE. Traded to Houston for 2B.
- 4. **(A) EVERSON GRIFFEN** (100), DE, USC. Choice from Detroit in exchange of picks.
- 4. (B) NO CHOICE. Traded to Detroit in exchange of draft picks.
- 5. **(A) CHRIS DeGEARE** (161), T, Wake Forest
- 5. (B) **NATE TRIPLETT** (167), LB, Minnesota. Compensatory Selection.
- 6. **JOE WEBB** (199), QB, UAB.
- 7. **(A) MICKY SHULER** (214), TE, Penn State. Choice from Cleveland through Detroit trade for draft picks.
- 7. **(B) RYAN D'IMPERIO** (237), LB, Rutgers.

**2011 (Drafted Alternately 12th, 11th, 9th, 8th, 7th, 13th)**

- 1. **CHRISTIAN PONDER** (12), QB, Florida State
- 2. **KYLE RUDOLPH** (43), TE, Notre Dame
- 3. NO CHOICE. Traded to New England for Randy Moss.
- 4. **CHRISTIAN BALLARD** (106), DT, Iowa
- 5. **(A) BRANDON BURTON** (139), CB, Utah
- 5. (B) NO CHOICE. Traded to Cleveland for 6a and 6b.
- 6. **(A) DeMARCUS LOVE** (168), OT, Arkansas. Choice from Cleveland in exchange of picks.
- 6. **(B) MISTRAL RAYMOND** (170), S, South Florida. Choice from Cleveland in exchange of picks.
- 6. **(C) BRANDON FUSCO** (172), C, Slippery Rock
- 6. (D) **ROSS HOMAN** (200), LB, Ohio State. Compensatory Selection.
- 7. **(A) D'AUNDRE REED** (215), DE, Arizona.
- 7. **(B) STEPHEN BURTON** (236), WR, West Texas A&M. Compensatory Selection.

**2012 (Drafted 3rd)**

- 1. NO CHOICE. Traded to Cleveland in exchange of draft picks.
- 1. **(B) MATT KALIL** (4), T, USC. Choice from Cleveland for 1A.
- 1. **(C) HARRISON SMITH** (29), S, Notre Dame. Choice from Baltimore for 2 and 4A.
- 2. NO CHOICE. Traded to Baltimore for 1C.
- 3. **JOSH ROBINSON** (66), CB, Central Florida
- 4. NO CHOICE. Traded to Baltimore for 1C.
- 4. (B) **JARIUS WRIGHT** (118), WR, Arkansas. Choice from Cleveland for 1A.
- 4. **(C) RHETT ELLISON** (128), TE, USC. Compensatory Selection.

- 4. (D) **GREG CHILDS** (134), WR, Arkansas. Compensatory Selection.
- 5. NO CHOICE. Traded to Detroit for 7C and 4th in '13
- 5. **(B) ROBERT BLANTON** (139), DB, Notre Dame. Choice from Cleveland for 1A.
- 6. (A) NO CHOICE. Traded to Washington for D. McNabb
- 6. **(B) BLAIR WALSH** (175), K, Georgia. Choice from Cleveland in the Jayme Mitchell trade.
- 7. **(A) AUDIE COLE** (210), LB, North Carolina St.
- 7. (B) NO CHOICE. Traded to Tennessee for 7th in '13. Choice from Cleveland for 1A.
- 7. (C) **TREVOR GUYTON** (219), DL, California. Choice from Detroit for 5A.
- 7. (D) NO CHOICE. Traded to Detroit for 5A and 4th in '13. Choice from New England for Randy Moss.

**2013 (Drafted 23rd)**

- 1. **(A) SHARRIF FLOYD** (23), DT, Florida.
- 1. **(B) XAVIER RHODES** (25), CB, Florida State. Choice from Seattle for Percy Harvin.
- 1. **(C) CORDARRELLE PATTERSON** (29), WR, Tennessee. Choice from New England for 2, 3, 4a, 7c.
- 2. NO CHOICE. Traded to New England for 1C.
- 3. NO CHOICE. Traded to New England for 1C.
- 4. (A) NO CHOICE. Traded to New England for 1C.
- 4. **(B) GERALD HODGES** (120), LB, Penn State.
- 5. **JEFF LOCKE** (155), P, UCLA.
- 6. (A) NO CHOICE. Traded to Tampa Bay for 6B, 7D
- 6. **(B) JEFF BACA** (196), G, UCLA. Choice from Tampa Bay for 6A.
- 7. **(A) MICHAEL MAUTI** (213), LB, Penn State.
- 7. (B) **TRAVIS BOND** (214), G, North Carolina. Choice from Seattle for Percy Harvin.
- 7. (C) NO CHOICE. Traded to New England for 1C. Choice from Tennessee for 7B in 2012.
- 7. (D) **EVERETT DAWKINS** (229), DT, Florida State.

**2014 (Drafted 8th)**

- 1. (A) NO CHOICE. Traded to Cleveland for 1B and 5A.
- 1. **(B) ANTHONY BARR** (9), LB, UCLA. Choice from Cleveland for 1A.
- 1. **(C) TEDDY BRIDGEWATER** (32), QB, Louisville. Choice from Seattle for 2 and 4.
- 2. NO CHOICE. Traded to Seattle for 1C.
- 3. **(A) SCOTT CRICHTON** (72), DE, Oregon State.
- 3. **(B) JERICK MCKINNON** (96), RB, Georgia Southern. Choice from Seattle for Percy Harvin.
- 4. NO CHOICE. Traded to Seattle for 1C.
- 5. **(A) DAVID YANKEY** (145), G, Stanford. Choice from Cleveland for 1A.
- 5. (B) NO CHOICE. Traded to Carolina for 5C and 7C.
- 5. (C) NO CHOICE. Traded to Atlanta for 6A and 7A.
- 6. **(A) ANTONE EXUM** (182), S, Virginia Tech. Choice from Atlanta for 5C.
- 6. (B) **KENDALL JAMES** (184), CB, Maine.
- 7. **(A) SHAMAR STEPHEN** (220), DT, Connecticut. Choice from Atlanta for 5C.
- 7. **(B) BRANDON WATTS** (223), LB, Georgia Tech.
- 7. **(C) JABARI PRICE** (225), CB, North Carolina. Choice from Carolina for 5B.

**2015 (Drafted alternately 11th, 13th, 12th)**

- 1. **TRAE WAYNES** (11), CB, Michigan State.
- 2. **ERIC KENDRICKS** (45), LB, UCLA.
- 3. (A) NO CHOICE. Traded to Kansas City for 3b and 6c.
- 3. (B) NO CHOICE. Traded to Detroit for 3c and 5b.
- 3. **(C) DANIELLE HUNTER** (88), DE, LSU. Choice from Detroit for 3b.
- 4. **T.J. CLEMMINGS** (110), T, Pittsburgh.
- 5. (A) NO CHOICE. Traded to Atlanta for 5c and 6a. Choice from Buffalo via Tampa Bay for Matt Cassel.
- 5. **(B) MYCOLE PRUITT** (143), TE, Southern Illinois. Choice from Detroit for 3b.
- 5. **(C) STEFON DIGGS** (146), WR, Maryland. Choice from Atlanta for 5a.
- 5. (D) NO CHOICE. Traded to Miami for Mike Wallace and 7b.
- 6. (A) **TYRUS THOMPSON** (185), T, Oklahoma. Choice from Atlanta for 5a.
- 6. (B) NO CHOICE. Traded to Buffalo for 5a and Matt Cassel.
- 6. **(C) B.J. DuBOSE** (193), DE, Louisville. Choice from Kansas City for 3a.
- 7. **(A) AUSTIN SHEPHERD** (228), T, Alabama.
- 7. **(B) EDMOND ROBINSON** (232), LB, Newberry. Choice from Miami for Mike Wallace.

**2016 (Drafted 23rd)**

- 1. **LAQUON TREADWELL** (23), WR, Mississippi.
- 2. **MACKENSIE ALEXANDER** (54), CB, Clemson.
- 3. NO CHOICE. Traded to Miami for 6b, 3rd and 4th (Conditional) in 2017.
- 4. **WILLIE BEAVERS** (121), T, Western Michigan.
- 5. **KENTRELL BROTHERS** (160), LB, Missouri (160).
- 6. (A) **MORTIZ BOHRINGER** (180), WR, No College. Choice from San Francisco for Gerald Hodges.
- 6. (B) NO CHOICE. Traded to Miami for 6d (196) and 7a (227). Choice from Miami for 3rd.
- 6. **(C) DAVID MORGAN** (188), TE, Texas-San Antonio. Choice from Philadelphia for 6d and 7b.
- 6. (D) NO CHOICE. Traded to Philadelphia for 6c (196). Choice from Miami for 6b.
- 7. **(A) STEPHEN WEATHERLY** (227), LB, Vanderbilt. Choice from Miami for 6b.
- 7. (B) NO CHOICE. Traded to Philadelphia for 6c.
- 7. **(C) JAYRON KEARSE** (244), S, Clemson.

**2017 (Drafted 14th/15th)**

1. NO CHOICE. Traded to Philadelphia for QB Sam Bradford in 2016.
2. (A) **DALVIN COOK** (41), RB, Florida State. Choice from Cincinnati for 2b and 4c.
2. (B) NO CHOICE. Traded to Cincinnati for 2a.
3. (A) **PAT ELFLEIN** (70), C, Ohio State. Choice from NY Jets for 3b and 5a.
3. (B) NO CHOICE. Traded to NY Jets for 3a.
3. (C) NO CHOICE. Traded to Kansas City for 3d, 4d, and 7e. Choice from Miami for 3rd in 2016.
3. (D) NO CHOICE. Traded to San Francisco for 4a. Choice from Kansas City for 4c.
4. (A) **JALEEL JOHNSON** (109), DT, Iowa. Choice from San Francisco for 3d.
4. (B) **BEN GEDEON** (120), LB, Michigan.
4. (C) NO CHOICE. Traded to Cincinnati for 2a.
4. (D) NO CHOICE. Traded to Philadelphia for 4e and 7c. Choice from Kansas City for 3c.
4. (E) NO CHOICE. Traded to Kansas City for 5b and 5c. Choice from Philadelphia for 4c.
5. (A) NO CHOICE. Traded to NY Jets for 3a.
5. (B) **RODNEY ADAMS** (170), WR, South Florida. Choice from Kansas City for 4e.
5. (C) **DANNY ISIDORA** (180), G, Miami. Choice from Kansas City for 4e.
6. (A) NO CHOICE. Traded to Washington for 6b and 7a.
6. (B) **BUCKY HODGES** (201), TE, Virginia Tech. Choice from Washington for 6a.
7. (A) **STACY COLEY** (219), WR, Miami. Choice from San Francisco for 4d.
7. (B) **IFEADI ODENIGBO** (220), DE, Northwestern. Choice from Washington for 6a.
7. (C) NO CHOICE. Traded to Washington for 6b and 7b. Choice from Philadelphia for 4d.
7. (D) **ELIJAH LEE** (232), LB, Kansas State.
7. (E) **JACK TOCHO** (245), CB, North Carolina State. Choice from Kansas City for 3c.

**2018 (Drafted 30th)**

1. **MIKE HUGHES** (30), CB, Central Florida.
2. **BRIAN O'NEILL** (62), T, Pittsburgh.
3. NO CHOICE. Traded to Tampa Bay for 4a.
4. **JALYN HOLMES** (102), DE, Ohio State. Choice from Tampa Bay for 3.
5. (A) **TYLER CONKLIN** (157), TE, Central Michigan. Choice from NY Jets for 6a.
5. (B) **DANIEL CARLSON** (167), K, Auburn. Choice from NY Jets.
6. (A) NO CHOICE. Traded to NY Jets.
6. (B) **COLBY GOSSETT** (213), G, Appalachian State.
6. (C) **ADE ARUNA** (218), DE, Tulane.
7. (A) **DEVANTE DOWNS** (225), LB, California. Choice from NY Jets.
7. (B) NO CHOICE. Traded to Seattle.

**2019 (Drafted 18th)**

1. **GARRETT BRADBURY** (18), C, North Carolina St.
2. **IRV SMITH, JR.** (50), TE, Alabama.
3. (A) NO CHOICE. Traded to Detroit for 3b.
3. (B) **ALEXANDER MATTISON** (102), RB, Boise State. Choice from Baltimore.
4. (A) **DRU SAMIA** (114), G, Oklahoma. Choice from Seattle.
4. (B) NO CHOICE.
4. (C) NO CHOICE. Traded to Seattle for 4a and 6d.
5. (A) NO CHOICE. Traded to Denver.
5. (B) **CAMERON SMITH** (162), LB, USC. Choice from New England.
6. (A) **ARMON WATTS** (190), DT, Arkansas.
6. (B) **MARCUS EPPS** (191), DB, Wyoming. Choice from Baltimore.
6. (C) **OLISAEMEKA UDOH** (193), T, Elon. Choice from Baltimore.
7. (A) **KRIS BOYD** (217), CB, Texas. Choice from NY Jets.
7. (B) NO CHOICE. Traded to NY Giants.
7. (C) **DILLON MITCHELL** (239), WR, Oregon. Choice from New England.
7. (D) **OLABISI JOHNSON** (247), WR, Colorado St.
7. (E) **AUSTIN CUTTING** (250), LS, Air Force.

**2020 (Drafted 25th)**

1. (A) **JUSTIN JEFFERSON** (22), WR, LSU. Choice from Buffalo for Stefon Diggs.
1. (B) **JEFF GLADNEY** (31), CB, TCU. Choice from San Francisco in exchange of picks.
2. **EZRA CLEVELAND** (58), T, Boise State.
3. **CAMERON DANTZLER** (89), CB, Mississippi St.
4. (A) **D.J. WONNUM** (117), DE, South Carolina. Choice from San Francisco in exchange of picks.
4. (B) **JAMES LYNCH** (130), DE, Baylor. Choice from New Orleans.
4. (C) **TROY DYE** (132), LB, Oregon.
5. (A) **HARRISON HAND** (169), CB, Temple. Choice from New Orleans.
5. (B) **K.J. OSBORN** (176), WR, Miami. Choice from San Francisco.
6. (A) **BLAKE BRANDEL** (203), T, Oregon State. Choice from New Orleans.
6. (B) **JOSH METTELUS** (205), S, Michigan.
7. (A) **KENNY WILLEKES** (225), DE, Michigan State. Choice from NY Jets through Baltimore.
7. (B) **NATE STANLEY** (244), QB, Iowa. Choice from Green Bay through Cleveland and New Orleans.
7. (C) **BRIAN COLE II** (249), S, Mississippi St.
7. (D) **KYLE HINTON** (253), G, Washburn.

**2021 (Drafted 14th)**

1. NO CHOICE (14), Traded to NY Jets for 1, 3a, 3d and 4d.
1. **CHRISTIAN DARRISAW** (23), T, Virginia Tech. Choice from NY Jets in exchange of picks.
2. NO CHOICE. Traded to Jacksonville for Yannick Ngakoue.
3. (A) **KELLEN MOND** (66), QB, Texas A&M. Choice from NY Jets in

- exchange of picks.
3. (B) **CHAZZ SURRATT** (78), LB, North Carolina. Choice from San Francisco in exchange of picks.
3. (C) **WYATT DAVIS** (86), G, Ohio State. Choice from NY Jets in exchange of picks.
3. (D) **PATRICK JONES II** (90), DE, Pittsburgh. Choice from Baltimore for Yannick Ngakoue.
4. (A) **KENE Nwangwu** (119), RB, Iowa State.
4. (B) **CAMRYN BYNUM** (125), S, California. Choice from Chicago.
4. (C) **JANARIUS ROBINSON** (134), DE, Florida State. Choice from Buffalo.
4. (D) NO CHOICE. Traded to Las Vegas in exchange of picks.
5. (A) **IHMIR SMITH-MARSETTE** (157), WR, Iowa.
5. (B) **ZACH DAVIDSON** (168), TE, Central Missouri. Choice from Pittsburgh through Baltimore for Yannick Ngakoue.
6. (A) **JAYLEN TWYMAN** (199), DT, Pittsburgh.
6. (B) NO CHOICE. Traded to Arizona for Mason Cole.
7. Choice forfeited.

**2022 (Drafted 12th)**

1. (A) NO CHOICE (12). Traded to Detroit for #32, #34 and #66.
1. (B) **LEWIS CINE** (32), S, Georgia. Choice from Detroit in exchange of picks.
2. (A) NO CHOICE (34). Traded to Green Bay for picks #53 and #59.
2. (B) **ANDREW BOOTH, JR.** (42), CB, CLEMSON. Choice from Indianapolis in exchange for picks #53, #77 and 192.
2. (C) NO CHOICE (46). Traded to Detroit in exchange for picks #32, #34 and #66.
2. (D) NO CHOICE (53). Traded to Indianapolis in exchange of picks.
3. (A) **ED INGRAM**, (59), G, LSU. Choice from Green Bay in exchange for pick #34.
3. (B) **BRIAN ASAMOAH** (66), LB, Oklahoma. Choice from Detroit in exchange for picks #12 and #46.
4. (A) NO CHOICE (77). Traded to Indianapolis in exchange of picks.
4. (B) NO CHOICE (117). Traded to NY Jets in exchange for TE Chris Herndon on 9/1/21.
4. (C) **AKAYLEB EVANS** (118), CB, Missouri. Choice from Cleveland in exchange for #156 and 2023 4th Round pick.
4. (D) NO CHOICE (122). Traded to Las Vegas in exchange of picks.
4. (E) NO CHOICE (126). Traded to Las Vegas in exchange of picks.
5. (A) NO CHOICE (156). Traded to Cleveland in exchange of picks.
5. (B) NO CHOICE (157). Traded to Jacksonville for DE Yannick Ngakoue.
5. (C) **ESEZI OTOMEWO** (165), DE, Minnesota. Choice from Las Vegas in exchange of picks.
5. (D) **TY CHANDLER** (169), RB, NORTH CAROLINA. Choice from Las Vegas in exchange of picks.
6. (A) **VEDERIAN LOWE** (184), T, Illinois. Choice from NY Jets in trade for TE Chris Herndon.
6. (B) **JALEN NAILOR** (191), WR, MICHIGAN STATE. Choice from Kansas City in Mike Hughes trade.
6. (C) NO CHOICE. Traded to Indianapolis in exchange of picks.
7. (A) **NICK MUSE** (227), TE, SOUTH CAROLINA. Choice from Las Vegas in exchange of picks.
7. (B) NO CHOICE (233). Traded to Kansas City in exchange of picks.
7. (C) NO CHOICE (250). Traded to Las Vegas in exchange of picks.

**2023 (Drafted 23rd)**

1. **JORDAN ADDISON** (23), WR, USC.
2. No Choice (45). Traded to Detroit for TE T.J. Hockenson.
3. (A) NO CHOICE (87). Traded to San Francisco in exchange of picks.
3. (B) **MEKHI BLACKMON** (102), CB, USC. Choice from San Francisco for #87.
4. (A) NO CHOICE (119). Traded to Kansas City in exchange of picks.
4. (B) NO CHOICE (126). Traded to Cleveland in 2022 exchange of picks.
4. (C) **JAY WARD** (134), S, LSU. Choice from Kansas City for #119.
5. (A) **JAUQUELIN ROY** (141), DT, LSU. Choice from Indianapolis via Las Vegas for #158.
5. (B) NO CHOICE (158). Traded to Indianapolis in exchange of picks.
5. (C) **JAREN HALL** (164), QB, BYU. Choice from San Francisco for #87.
6. (A) NO CHOICE (201). Traded to Houston for Ross Blacklock.
6. (B) NO CHOICE (211). Traded to Indianapolis in exchange of picks.
7. (A) NO CHOICE (219). Traded to Philadelphia for Jalen Reagor.
7. (B) **DeWAYNE McBRIDE** (158), RB, UAB. Choice from San Francisco via Denver for #87.
7. (C) NO CHOICE (241). Traded to Denver in exchange of draft picks.




## PRO FOOTBALL HALL OF FAME ENSHRINEES



### STEVE HUTCHINSON

Guard...6' 4" 313 lbs...Michigan...12 seasons: Seattle Seahawks (2001-05), Minnesota Vikings (2006-11), Tennessee Titans (2012)... Played in 169 regular season games and 8 playoff contests (177 total), starting them all, including 89 regular season and 3 playoffs with the Vikings...Blocked for a 1,000-yard rusher in 11 of 12 seasons...Blocked for NFL's leading rusher twice- Shaun Alexander in 2005 and Peterson in 2008...Blocked for a 100+ rusher in 72 games and a 200+ rusher 3 times, including Peterson setting the NFL record with 296 yards vs. San Diego in 2007... Named to the NFL's Team of the Decade for the 2000s...Earned 1st-Team Associated Press All-Pro 5 times (2003, '05, '07, '08, '09) and 2nd-Team twice (2004, '06) and went to 7 consecutive Pro Bowls (2003-09)... Named to All-Rookie team in 2001...Drafted in 2001, #17 overall, by Seattle...Born November 1, 1977 in Ft. Lauderdale, FL...The 2020 Hall of Fame induction ceremony was postponed until 8/7/21...Other modern era induction class members: Steve Atwater, Isaac Bruce, Edgerrin James, Troy Polamalu.



### RANDY MOSS

Wide Receiver...6' 4" 198 lbs...Marshall...14 seasons: Minnesota Vikings (1998-04, '10), Oakland Raiders (2005-06), New England Patriots (2007-10), Tennessee Titans (2010), San Francisco 49ers (2012)...Played in 213 career games with 193 starts, 113 and 108 of those with the Vikings...Ranks 2nd in NFL history with 156 TD catches, 4th with 15,292 yards receiving and 15th with 982 catches...Holds NFL record with 23 TD catches in 2007...Went to 6 Pro Bowls (1998, '99, '00, '02, '03) and earned 4 All-Pro honors (1998, '00, '03, '07)...Named to the NFL's Team of the Decade for the 2000s...NFL AP Offensive Rookie of the Year in 1998 and set NFL record for TD catches by a rookie with 17...Ranks 2nd in NFL history with 10 career 1,000-yard seasons and 3rd with 64 career 100-yard games...Threw 2 career TD passes, scored a punt return TD and had 4 career 2-pt. conversions...Drafted in 1998, #21 overall, by Vikings...Inducted into Pro Football Hall of Fame on August 4, 2018...Born February 13, 1977 in Rand, WV...Presented by Thaddeus Moss...Other induction class members: Bobby Beathard, Robert Brazile, Brian Dawkins, Jerry Kramer, Ray Lewis, Terrell Owens, Brian Urlacher.



### MICK TINGELHOFF

Center...6' 2" 237 lbs...Nebraska...17 seasons: Minnesota Vikings (1962-1978)...Played in and started 240 consecutive games, never missing a start in his 17 seasons...Named All-Pro 7 consecutive years...Played in 6 straight Pro Bowls...Named to the 1,000-Yard Club in 1969, honoring the NFL's top blocker...Started at center in four Super Bowls (IV, VIII, IX, XI)...Signed with the Vikings as a rookie free agent in 1962, taking over starting duties at C in the 2nd preseason game until his retirement following the 1978 season...Born May 22, 1940 in Lexington, NE...Died September 11, 2021...Inducted in Vikings Ring of Honor November 25, 2001... Inducted into the Pro Football Hall of Fame on August 8, 2015...Presented by Fran Tarkenton...Other induction class members: Jerome Bettis, Tim Brown, Charles Haley, Bill Polian, Junior Seau, Will Shields and Ron Wolf.



### CRIS CARTER

Wide Receiver...6' 3" 210 lbs...Ohio State...16 seasons: Philadelphia Eagles (1987-89), Minnesota Vikings (1990-2001), Miami Dolphins (2002)...Played 234 career games, including 188 games and 177 starts as a Viking...At his retirement in 2002, ranked 2nd in NFL history with 1,101 receptions and 130 TDs...Ended career with 13,899 yards...In 8 consecutive Pro Bowls, 1993-2000...Named 1990s All-Decade...Played on only 2 teams with losing records...Holds Vikings records with 1,004 receptions, 110 TD catches and 12,383 yards...NFL's Walter Payton Man of the Year in 1999 and Byron Whizzer White Award winner from the NFLPA...Named to 50 Greatest Vikings team in 2010...Inducted into Vikings Ring of Honor on September, 14, 2003...Acquired by Vikings off waivers from Philadelphia in 1990...Born November 25, 1965 in Troy, OH...Inducted to Hall of Fame August 3, 2013...Presented by his son, Duron Carter...Other induction class members: Larry Allen, Curley Culp, Jonathan Ogden, Bill Parcells, Dave Robinson, Warren Sapp.



### CHRIS DOLEMAN

Defensive End...6' 5" 262 lbs...Pittsburgh...15 seasons: Minnesota Vikings (1985-93, '99), Atlanta Falcons (1994-95), San Francisco (1996-98)...Selected to 8 career Pro Bowls, 6 with Minnesota (1987-90, '92-93) and 1 each with Atlanta ('95) and San Francisco ('97)...Named 1st or 2nd-Team All-Pro 5 times...Named to NFL Team of the Decade for the 1990s...Ranks 5th in NFL history with 150.5 sacks...Played on 4 #1-ranked defenses in the NFL- Minnesota (1988, '89, '93) and San Francisco ('97)...Started all 17 playoff games he was in...Led NFL in 1989 with 21.0 sacks, 2nd in Vikings history...Selected with #4 choice in 1985 NFL Draft...Had 3 losing seasons in his 15-year career...Inducted into Vikings Ring of Honor in 2011...Inducted into the Pro Football Hall of Fame on August 4, 2012...Born October 16, 1961...Died January 28, 2020...Presented by his son, Evan Doleman...Other induction class members: Jack Butler, Demontii Dawson, Cortez Kennedy, Curtis Martin and Willie Roaf.



### JOHN RANDLE

Defensive Tackle...6' 1" 283 lbs...Texas A&I...14 seasons: Minnesota Vikings (1990-2000), Seattle Seahawks (2001-03)...Started 6-straight Pro Bowls for the NFC (1993-98) and went to the Pro Bowl with the Seahawks in 2001...Named to All-Decade team for 1990s...Led or tied for the team lead 9 times in his 11 Vikings seasons and had 10+ sacks in 8 straight seasons from 1993-2000... Started 150 of the 176 games he played for the Vikings...Leads all DTs in NFL history with 137.5 career sacks...His 114.0 sacks ranks 3rd in Vikings history and most by DT...Signed with Vikings as an undrafted rookie free agent in 1990...Inducted into College Football Hall of Fame for his Texas A&I career...Born December 12, 1967, in Hearne, TX...Inducted into the Vikings Ring of Honor on November 30, 2008...Inducted into the Pro Football Hall of Fame on August 7, 2010...Presented by John Teerlinck...Other induction class members: Russ Grimm, Rickey Jackson, Dick LeBeau, Floyd Little, Jerry Rice and Emmitt Smith.

**RANDALL MCDANIEL**

Guard...6' 3" 287 lbs...Arizona State...14 seasons: Minnesota Vikings (1988-99), Tampa Bay Buccaneers (2000-01)...Started 12 consecutive Pro Bowls (1989-2000), setting an NFL record...Started 202 consecutive games in his career...Blocked for five 1,000-yard rushers in his career and four 3,000-yard passers...Earned spot on Pro Football Hall of Fame's Team of the Decade for the 1990s... His 190 games played as a Viking is tied for 7th in team history with offensive tackle Grady Alderman...Selected with the 19th overall pick in the 1988 NFL Draft...Born December 19, 1964, in Phoenix, AZ...Inducted into the Vikings Ring of Honor on December 17, 2006...Inducted August 8, 2009...Presented by O.K. Fulton...Other induction class members: Bob Hayes, Bruce Smith, Derrick Thomas, Ralph Wilson Jr. and Rod Woodson.

**GARY ZIMMERMAN**

Tackle...6' 6" 294 lbs...Oregon...14 seasons: LA Express (1984-85), Minnesota Vikings (1986-92), Denver Broncos (1993-97)...Played and started 108 games for the Vikings...Played in 184 career NFL games...Named All-Pro 8 times, including 3 with Minnesota in 1988, '89 and '92...Selected to 7 Pro Bowls, including 1987-89, '92 with the Vikings...Originally selected in the 1st round of the 1984 Supplemental Draft by NY Giants and in 1984 USFL Draft by LA Express where he spent 1984 and '85 seasons...Vikings acquired his rights via trade with NY Giants in 1986...Helped Vikings to 1987 NFC Championship game...Traded to Denver in 1993 preseason...Won Super Bowl XXXII with Denver...Named to NFL All-Decade teams for 1980s and 1990s...Born December 13, 1961, in Fullerton, CA...Inducted August 2, 2008...Presented by Pat Bowlen...Other induction class members: Fred Dean, Darrell Green, Art Monk, Emmitt Thomas, Andre Tippett.

**CARL ELLER**

Defensive End...6' 5" 250 lbs...Minnesota...16 seasons: Minnesota Vikings (1964-1978), Seattle Seahawks (1979)...Played in 209 and started 201 games as a Viking, joining Jim Marshall and Mick Tingelhoff as the only players in team history to start 200+ games...Played in 225 career NFL games...Named All-Pro 5 times, including 4 straight from 1968-71...Played in 6 Pro Bowls, 1968-71, 73-74... Started at left defensive end in four Super Bowls (IV, VIII, IX, XI)...Vikings won the NFC Central in 10 of his final 11 seasons with the team...Vikings career record holder with 130.0 sacks...Had 1+ sacks in team-record 94 career games and is the only Viking to post 15+ sacks in a season multiple times...Selected with the 6th overall pick in the NFL Draft in 1964...Born January 25, 1942, in Winston-Salem, NC...Inducted August 8, 2004...Presented by Regis Eller ...Other induction class members: Bob Brown, John Elway, Barry Sanders.

**RON YARY**


Tackle...6' 5" 255 lbs...Southern California...15 seasons: Minnesota Vikings (1968-1981), Los Angeles Rams (1982)...Drafted by Minnesota with the 1st overall pick in 1968...Took over the Vikings right tackle spot midway through the 1969 season and was a fixture there for the rest of his career...Was named All-Pro 6 consecutive times...Was All-NFC 8 straight seasons...Played in 7 Pro Bowls...Started at right tackle in Super Bowls IV, VII, IX, XI...Missed only 2 games in his career with injuries due to a broken ankle in 1980 but came back to play with the injury for the rest of the season...His blend of size, speed and strength was unique at the time and ushered in a new era of offensive line play...Born July 16, 1946, in Chicago, IL...Inducted into the Hall of Fame August 4, 2001...Presented by John Michels...Other induction class members: Nick Buoniconti, Marv Levy, Mike Munchak, Jackie Slater, Lynn Swann, Jack Youngblood.

**PAUL KRAUSE**

Safety...6' 3" 200 lbs...Iowa...16 seasons: Washington Redskins (1964-1967) and Minnesota Vikings (1968-1979)...Second-round pick by Washington Redskins, 1964...Led NFL in interceptions with 12 as a rookie and was named 1st-team All Pro...In his 1st season as a Viking he intercepted passes in 6 consecutive games...Still the all-time NFL leader in interceptions with 81...Also ranks 3rd all-time with 1,185 career yards on interception returns...His 10 interceptions in 1975 remains a club record...Played in 8 Pro Bowls...Started at safety in 4 Super Bowls (IV, VIII, IX, XI)...Voted All-NFL 4 times and All-NFC 5 times...Born February 19, 1942, in Flint, MI...Inducted into the Pro Football Hall of Fame August 1, 1998...Presented by Jerry Burns...Other induction class members: Tommy McDonald, Anthony Munoz, Mike Singletary, Dwight Stephenson.

**JIM FINKS**

Administrator...Tulsa...22 seasons: Minnesota Vikings (1964-1973), Chicago Bears (1974-1982), New Orleans Saints (1986-1993)...Served as Vikings general manager and vice president...Hired Bud Grant in 1967 from the CFL...Finks helped the Vikings win 5 NFC Central Division crowns...Vikings appeared in Super Bowls IV and VIII under Finks' guidance...Developed Vikings, Bears and Saints, all teams with losing records, into winners...1973 NFL Executive of the Year...Long-time member of the NFL competition committee...Played DB/QB for the Pittsburgh Steelers (1949-1955)...Born August 31, 1927, in St. Louis, MO...Died May 8, 1994...Inducted posthumously into the Hall of Fame July 29, 1995...Represented by his son, Jim Finks, Jr....Presented by Edward W. McCaskey... Other induction class members: Henry Jordan, Steve Largent, Lee Roy Selmon, Kellen Winslow.



**BUD GRANT**

Head Coach...Minnesota...18 seasons: Minnesota Vikings (1967-1983, 1985)...NFL regular season coaching record 158-96-5...Had 10-12 mark in postseason play...Led Vikings to 11 NFC/NFL divisional championships, claiming titles in 1968-71, 1973-78, 1980... Led team to 1969 NFL title...National Football Conference Champions 1973, 1974, 1976...His Vikings teams played in Super Bowls IV, VIII, IX, XI...First person to be elected to both the Pro Football Hall of Fame and the Canadian Football League Hall of Fame (May 13, 1983)...In 28 seasons as a head coach, won a total of 290 football games...1969 NFL Coach of the Year...Came to the Vikings after a 10-year tenure (102-56-2) with the Winnipeg Blue Bombers in the Canadian Football League...Led Blue Bombers to 6 Western Conference championships...Grant brought the Bombers to 6 Grey Cups, winning the CFL Championship 4 times 1958, 1959, 1961 and 1962...Played 6 years of professional football, 2 with Philadelphia Eagles (1951-52) and 4 with the Winnipeg Blue Bombers (1953-1956)...Holds pro football record for most interceptions in a game with 5 vs. Saskatchewan (10/28/53)...Played 2 seasons with the NBA's Minneapolis Lakers (1949-1951) and won the 1949-50 NBA Championship with a 51-17 record...At an unveiling ceremony on December 1, 2014, the Vikings and the city of Minneapolis honored former Grant with a street named in his honor outside of U.S. Bank Stadium...Born May 20, 1927, in Superior, WI... Died March 11, 2023...Inducted into the Pro Football Hall of Fame July 30, 1994...Presented by Sid Hartman...Other induction class members: Tony Dorsett, Jimmy Johnson, Leroy Kelly, Jackie Smith, Randy White.



**ALAN PAGE**

Defensive Tackle...6' 4" 225 lbs...Notre Dame... 15 seasons: Minnesota Vikings (1967-1978), Chicago Bears (1978-1981)...Consensus All-America, 1966...First-round pick, 1967...Played in 236 straight games, including 4 Super Bowls (IV, VIII, IX, XI)...Named NFL Most Valuable Player 1971...Four-time NFC Defensive Player of the Year...All NFL/NFC 9 years...Played in 9 Pro Bowls...Career marks: 23 opponent fumble recoveries...Blocked 28 kicks...Recorded 148.5 sacks...Retired justice on the Minnesota Supreme Court...Remains active in the Twin Cities community through the Page Education Foundation...Born August 7, 1945, in Canton, OH...Inducted into the Hall of Fame July 30, 1988...Presented by Minneapolis public schools principal Willarene Beasley...Other HOF induction class members: Fred Biletnikoff, Mike Ditka, Jack Ham.



**FRAN TARKENTON**

Quarterback...6' 0" 185 lbs...Georgia...18 seasons: Minnesota Vikings (1961-66, 1972-78) New York Giants (1967-1971)...Third-round pick, 1961...An instant star with 4 TD passes coming off the bench to beat the Bears 37-13 in the 1st game in franchise history vs. Chicago (9/17/61)...Dealt to New York Giants in 1967 and back to the Vikings in 1972 in stunning trades...At retirement, led lifetime NFL passers in attempts (6,467), completions (3,686), passing yards (47,003), TD passes (342)...1975 NFL Most Valuable Player...Rushed for 3,674 yards, 32 touchdowns...Led Vikings to 3 Super Bowls (VIII, IX, XI)...A 4-time All-NFL selection...Played in 9 Pro Bowls...Born February 3, 1940, in Richmond, VA...Inducted into Hall of Fame August 2, 1986...Presented by Max Winter...Other induction class members: Paul Hornung, Ken Houston, Willie Lanier, Doak Walker.

**OTHERS WHO PLAYED OR COACHED FOR THE VIKINGS IN THE PRO FOOTBALL HALL OF FAME**

| <b>Player, Position .....</b>   | <b>Inducted HOF</b> |
|---|---------------------|
| Hugh McElhenny, Halfback, 1961-62 .....                                       | 1970                |
| Norm Van Brocklin, Head Coach, 1961-66 .....                                  | 1971                |
| Jim Langer, Center, 1980-81 .....   | 1987                |
| Dave Casper, Tight End, 1983 .....  | 2002                |
| Jan Stenerud, Kicker, 1984-85 .....   | 1991                |
| Tony Dungy, Defensive Coordinator, 1992-95 .....                              | 2016                |
| Warren Moon, Quarterback, 1994-96 .....                                       | 2006                |
| Emmitt Thomas, Defensive Coordinator, 2000-2001 .....                         | 2008                |
| Morten Andersen, Kicker, 2004 .....   | 2017                |
| Brett Favre, Quarterback, 2009-10 .....                                       | 2016                |
| Mike Singletary, LB Coach, Special Assistant to the Head Coach, 2011-13 ..... | 1998                |

# MINNESOTA VIKINGS RING OF HONOR

The Ring of Honor recognizes Vikings legends for their contributions to the success of the team on and off the field. Members of the Ring of Honor forever live in Vikings lore.



## FRAN TARKENTON

Quarterback...6' 0" 185 lbs...Georgia...18 seasons: Minnesota Vikings (1961-66, 1972-78) New York Giants (1967-1971)...Third-round pick, 1961...An instant star with 4 TD passes coming off the bench to beat the Bears 37-13 in the 1st game in franchise history vs. Chicago (9/17/61)...Dealt to New York Giants in 1967 and back to the Vikings in 1972 in stunning trades...At retirement, led lifetime NFL passers in attempts (6,467), completions (3,686), passing yards (47,003), TD passes (342)...1975 NFL Most Valuable Player...Rushed for 3,674 yards, 32 touchdowns...Led Vikings to 3 Super Bowls (VIII, IX, XI)...A 4-time All-NFL selection...Played in 9 Pro Bowls...Member of 50 Greatest Vikings team named in 2010...Born February 3, 1940, in Richmond, VA...Inducted into the Vikings Ring of Honor on September 9, 1998.



## ALAN PAGE

Defensive Tackle...6' 4" 225 lbs...Notre Dame...15 seasons: Minnesota Vikings (1967-1978), Chicago Bears (1978-1981)...First-round pick, 1967, 15th player selected...Played in 236 straight games, including 4 Super Bowls (IV, VIII, IX, XI)...Named NFL Most Valuable Player by Associated Press in 1971, the 1st defensive player to ever win the award...A 4-time NFC Defensive Player of the Year...All NFL/NFC 9 years...Played in nine Pro Bowls...Career marks: 23 opponent fumble recoveries...Blocked 28 kicks...Recorded 148.5 sacks...Leads all Vikings defensive linemen with 1,120 career tackles...Member of 50 Greatest Vikings team named in 2010...Retired in 2013 from the Minnesota Supreme Court...Active in the Twin Cities community through the Page Education Foundation...Born August 7, 1945, in Canton, OH...Inducted into the Vikings Ring of Honor on September 20, 1998.



## JIM FINKS

Administrator...Tulsa...22 seasons: Minnesota Vikings (1964-1973), Chicago Bears (1974-1982), New Orleans Saints (1986-1993)...Served as Vikings general manager and vice-president...Hired Bud Grant in 1967 from the CFL...Finks helped the Vikings win 5 NFC Central Division crowns...Vikings appeared in Super Bowls IV and VIII under Finks guidance...Developed Vikings, Bears and Saints, all teams with losing records, into winners...1973 NFL Executive of the Year...Long time member of the NFL competition committee...Played DB/QB for the Pittsburgh Steelers (1949-1955)...Born August 31, 1927, in St. Louis, MO...Died May 8, 1994...inducted Vikings Ring of Honor on October 18, 1998.



## BUD GRANT

Head Coach...Minnesota...18 seasons: Minnesota Vikings (1967-1983, 1985)...NFL regular season coaching record 158-96-5...Had 10-12 mark in post-season play...Led Vikings to 11 divisional championships in 1968-71, 1973-78, 1980...Led team to 1969 NFL Title...National Football Conference Champions 1973, 1974, 1976...His Vikings teams played in Super Bowls IV, VIII, IX, XI...First person to be elected to both the Pro Football Hall of Fame and the Canadian Football League Hall of Fame (May 13, 1983)...In 28 seasons as a head coach, won a total of 290 football games...1969 NFL Coach of the Year...Came to the Vikings after 10-year tenure (102-56-2) with the Winnipeg Blue Bombers of the CFL... At an unveiling ceremony on December 1, 2014, the Vikings and the city of Minneapolis honored him by naming a street Bud Grant Way near U.S. Bank Stadium... Played 2 seasons for NBA's Minneapolis Lakers...Born May 20, 1927, in Superior, WI... Died March 11, 2023... Inducted into the Vikings Ring of Honor on November 8, 1998.



## PAUL KRAUSE

Safety...6' 3" 200 lbs...Iowa...16 seasons: Washington Redskins (1964-1967) and Minnesota Vikings (1968-1979)...Second-round pick Redskins, 1964...Led NFL in interceptions with 12 as a rookie and was named 1st-team All Pro...In his 1st season as a Viking he intercepted passes in 6 consecutive games...Still the all-time career NFL leader in interceptions with 81... Also ranks 3rd all-time with 1,185 career yards on interception returns...His 10 interceptions in 1975 remains a club record...Played in 8 Pro Bowls...Started at safety in 4 Super Bowls (IV, VIII, IX, XI)...Voted All-NFL 4 times and All-NFC 5 times... Member of 50 Greatest Vikings team named in 2010...Born February 19, 1942, in Flint, MI...Inducted into the Vikings Ring of Honor on November 15, 1998.



## FRED ZAMBERLETTI


Athletic Trainer...Iowa...43 seasons: Minnesota Vikings (1961-2003)...The first athletic trainer the Vikings had and continued working with the team as a consultant and team historian until his passing in 2018...Had never missed a Vikings pre-season, regular season, post-season or all-star game until 12/24/11 at Washington, 1,049 consecutive games...Attended his 1,000th Vikings game at Pittsburgh (10/25/09)...Did not miss a day of work in 43 seasons as the trainer with the team...Has won numerous awards in his field, including being named the Professional Athletic Trainer of the Year in 1986 and in 1996 the Vikings staff was honored as the NFL Athletic Training Staff of the Year...Athletic Training Room at TCO Performance Center named in his honor...Born May 28, 1932 in Melcher, IA...Died September 2, 2018...Inducted into the Vikings Ring of Honor on December 20, 1998.





**JIM MARSHALL**

Defensive End...6' 4" 248 lbs...Ohio State...20 seasons: Cleveland Browns (1960) and Minnesota Vikings (1961-1979)...Held NFL record for many years until broken by Brett Favre with 282 consecutive games played and started, 270 of those coming with the Vikings...Ranks 2nd in Vikings history with 127 sacks...Played in 2 Pro Bowls, following the 1968 and '69 seasons...Led or tied for team lead in sacks in each of the Vikings first 6 seasons (1961-66)...Holds NFL and Vikings record with 29 career fumble recoveries...Ranks 8th in Vikings history with 988 career tackles, ranking behind only Alan Page among defensive linemen...Joined fellow Carl Eller, Gary Larsen and Page to form the vaunted Purple People Eaters, one of the top defensive units of their era...Started at DE in 4 Super Bowls (IV, VIII, IX, XI)...Originally a 4th-round draft pick by Cleveland in 1960...Played for Saskatchewan of CFL in 1959... Member of 50 Greatest Vikings team named in 2010...Born December 30, 1937 in Danville, KY...Inducted into the Vikings Ring of Honor on November 28, 1999.



**RON YARY**

Tackle...6' 5" 255 lbs...Southern California...15 seasons: Minnesota Vikings (1968-1981), Los Angeles Rams (1982)...Drafted by Minnesota with the 1st overall pick in 1968...The first OL to be drafted #1 overall in League history...Took over the Vikings RT spot midway through the 1969 season and was a fixture there for the rest of his career...Was named All-Pro 6 consecutive times...Was All-NFC 8 straight seasons...Played in 7 Pro Bowls...Started in Super Bowls IV, VII, IX, XI...Missed only 2 games in his career with injuries due to a broken ankle in 1980... His blend of size, speed and strength was unique when he entered the League and ushered in a new era of offensive line play...Inducted to Pro Football Hall of Fame in 2001...Member of 50 Greatest Vikings team named in 2010...Born July 16, 1946, in Chicago, IL...Inducted into the Vikings Ring of Honor September 9, 2001.



**KOREY STRINGER**

Tackle...6' 5" 335 lbs...Ohio State...6 seasons: Minnesota Vikings (1995-2000)...Drafted by Minnesota with the 24th pick of the 1995 Draft... Took over the Vikings RT spot in the 2nd game of his rookie year and never relinquished the spot...Started 91 of the 93 games he played in the NFL and all 9 playoff games...Selected to the Pro Bowl following the 2000 season...Named a 2nd-Team All-Pro by College and Pro Football Newsweekly following the 1998 season...Named to the All-Rookie team team by College and Pro Football Newsweekly and Football News after starting 15 of 16 games as a rookie..Born May 8, 1974, in Warren, OH...Died August 1, 2001...Inducted into the Vikings Ring of Honor November 19, 2001.



**MICK TINGELHOFF**

Center...6' 2" 237 lbs...Nebraska...17 seasons: Minnesota Vikings (1962-1978).. Played in and started 240 consecutive games, never missing a start in his 17 seasons...Named All-Pro 7 consecutive years...Played in 6 straight Pro Bowls...Named to the 1,000-Yard Club in 1969, honoring the NFL's top blocker...Started at center in four Super Bowls (IV, VIII, IX, XI)...Signed with the Vikings as a rookie free agent in 1962, taking over starting duties at C in the 2nd preseason game and never relinquishing them until his retirement following the 1978 season... Inducted into the Pro Football Hall of Fame on August 8, 2015... Member of 50 Greatest Vikings team named in 2010...Born May 22, 1940 in Lexington, NE... Died September 11, 2021...Inducted into the Vikings Ring of Honor November 25, 2001.



**CARL ELLER**

Defensive End...6' 5" 250 lbs...Minnesota...16 seasons: Minnesota Vikings (1964-1978), Seattle Seahawks (1979)...Played in 209 and started 201 games as a Viking, joining Jim Marshall and Mick Tingelhoff as the only players in team history to start 200+ games...Played in 225 career NFL games...Named All-Pro 5 times, including 4 straight from 1968-71...Played in 6 Pro Bowls, 1968-71, 73-74...Started at LDE in four Super Bowls (IV, VIII, IX, XI)...Vikings won the NFC Central in 10 of his final 11 seasons with the team...Vikings career record holder with 130.0 sacks...Had 1+ sack in Vikings-record 94 career games is the only Viking to post 15+ sacks in a season multiple times...Selected with the 6th overall pick in the NFL Draft in 1964...Inducted to Pro Football Hall of Fame in 2004...Member of 50 Greatest Vikings team named in 2010... Born January 25, 1942 in Winston-Salem, NC...Inducted into the Vikings Ring of Honor November 10, 2002.



**CRIS CARTER**

Wide Receiver...6' 3" 210 lbs...Ohio State...16 seasons: Philadelphia Eagles (1987-1989), Minnesota Vikings (1990-01), Miami Dolphins (2002)...Played in 188 and started 177 games as a Viking, a record among Vikings WRs...Played in 234 career NFL games...Named All-Pro 4 times...Played in 8 straight Pro Bowls, 1993-00...Caught a pass in Vikings-record 111 straight games...Holds Vikings records for catches (1,004), receiving TDs (110) and receiving yards (12,383)...Ranks 2nd in Vikings history with 40 career 100-yard receiving games...Named to NFL's Team of the Decade for the 1990s...Recipient of the Byron "Whizzer" White Award by the NFLPA and the NFL Walter Payton Man of the Year Award in 1999...Claimed by Vikings off waivers from Philadelphia in 1990...Inducted to Pro Football Hall of Fame in 2013...Member of 50 Greatest Vikings team named in 2010...Selected by Philadelphia in 4th round of 1987 supplemental draft...Born November 25, 1965 in Troy, OH...Inducted into the Vikings Ring of Honor September 14, 2003.



**BILL BROWN**

Running Back...5' 11" 230 lbs...Illinois...14 seasons: Chicago Bears (1961), Minnesota Vikings (1962-74)...Ranks 2nd in Vikings history in rushing attempts with 1,627...Tied with Chuck Foreman for 2nd in team history with 52 career rushing TDs...Ranks 4th in Vikings history with 5,757 career rushing yards...Ranks 4th in team history for career combined net yards with 9,237...Selected to 4 Pro Bowls, 1964, '65, '67, '68...Played in Super Bowl IV, VIII and IX...Final game of career was Super Bowl IX vs. Pittsburgh...Led Vikings in rushing 4 times, 1964-66, '68...Led team in receiving in 1964...Played in 180 career games with 111 games started as a Viking, most by a RB in team history...Drafted in 2nd-round by Chicago in 1961...Obtained by Vikings via trade in 1962...Son-in-law is former NFL MVP Rich Gannon...During playing career, spent a 6-week tour visiting troops in Vietnam...Member of 50 Greatest Vikings team named in 2010...Born June 29, 1938 in Mendota, IL... Died November 4, 2018...Inducted into the Vikings Ring of Honor September 26, 2004.

**JERRY BURNS**

Head Coach/Offensive Coordinator...Michigan...24 seasons: Minnesota Vikings (1968-85 Offensive Coordinator, 1986-91 Head Coach)...NFL regular season coaching record 52-43...Had 3-3 mark in postseason play...Served as Vikings' Offensive Coordinator for 18 seasons (1968-85)...Led Vikings to NFC Championship in 1987, earning upset wins over New Orleans and San Francisco along the way...First coach in Vikings history to have a winning record in his 1st season (9-7 in '86)...As offensive coordinator, helped Vikings to 4 Super Bowl appearances and 11 Central Division titles...Was part of 15 playoff teams during his 24 seasons with Minnesota...Coached in Super Bowl I and II with Green Bay as their defensive backs coach (1966-67)...Head coach at University of Iowa from 1961-65...Played QB for Michigan on 1950 Rose Bowl team...Born January 27, 1927, in Detroit, MI...Died May 12, 2021...Inducted into the Vikings Ring of Honor on November 6, 2005.

**RANDALL MCDANIEL**

Guard...6' 3" 287 lbs...Arizona State...14 seasons: Minnesota Vikings (1988-99), Tampa Bay Buccaneers (2000-01)...Started 12 consecutive Pro Bowls (1989-2000), setting an NFL record...Started 202 consecutive games in his career...Blocked for five 1,000-yard rushers in his career and four 3,000-yard passers...Earned spot on Pro Football Hall of Fame's Team of the Decade for the 1990s...His 190 games played as a Viking is tied for 7th in team history with offensive tackle Grady Alderman...Inducted to Pro Football Hall of Fame in 2009...Selected with the 19th overall pick in the 1988 NFL Draft Member of 50 Greatest Vikings team named in 2010...Born December 19, 1964, in Phoenix, AZ...Inducted into the Vikings Ring of Honor on December 17, 2006.

**CHUCK FOREMAN**


Running Back...6' 2" 210 lbs...Miami (Fla.)...8 seasons: Minnesota Vikings (1973-79), New England Patriots (1980)...Named to 5 straight Pro Bowls (1973-77)...Team's 4th-leading all-time rusher with 5,879 yards and tied for 2nd in team history with 52 rushing TDs...Named NFC Rookie of the Year in 1973...Integral part in the Vikings' appearance in 3 Super Bowls...Posted 17 career 100-yard games...Selected with the 12th overall pick in the 1973 NFL Draft... Member of 50 Greatest Vikings team named in 2010...Born October 26, 1950, in Frederick, MD...Inducted into the Vikings Ring of Honor on September 30, 2007.

**JOHN RANDLE**


Defensive Tackle...6' 1" 283 lbs...Texas A&I...14 seasons: Minnesota Vikings (1990-2000), Seattle Seahawks (2001-03)...Inducted into the Pro Football Hall of Fame on August 7, 2010...Started 6-straight Pro Bowls for the NFC (1993-98) and went to the Pro Bowl with the Seahawks in 2001...Named to NFL Team of the Decade for the 1990s...Led or tied for the team lead 9 times in his 11 Vikings seasons and had 10+ sacks in 8 straight seasons from 1993-2000...Started 150 of the 176 games he played for the Vikings...His 114.0 sacks ranks 3rd in Vikings history and most by DT...Signed as an undrafted free agent in 1990...Inducted into College Football Hall of Fame for his Texas A&I career... Member of 50 Greatest Vikings team named in 2010...Born December 12, 1967, in Hearne, TX...Inducted into the Vikings Ring of Honor on November 30, 2008.

**SCOTT STUDWELL**

Linebacker...6' 2" 230 lbs...Illinois...42 seasons: Minnesota Vikings player (1977-1990), staff/personnel (1991-2019)...Spent 28 seasons as a member of the Vikings scouting department, serving as the Director of College Scouting beginning in 2002...Member of the Vikings' 25th and 40th Anniversary All-Time Teams and 50 Greatest Vikings team named in 2010...Holds team records for career tackles (1,981), season tackles (230 in 1981) and tackles in a game (24 vs. Detroit in 1985)...Has 2nd-most tackles with one organization in NFL history (Ray Lewis)...Participated in 202 games and 12 playoff games...Pro Bowler in 1987 and '88...Ed Block Courage Award winner in 1987...Drafted in the 9th round from Illinois in 1977...Named to Illinois' All-Century Team in 1990...Born August 27, 1954, in Evansville, IN...Inducted into the Vikings Ring of Honor on November 29, 2009.

**CHRIS DOLEMAN**

Defensive End...6' 5" 262 lbs...Illinois...15 seasons: Minnesota Vikings (1985-93, '99), Atlanta Falcons (1994-95), San Francisco 49ers (1996-98)...Ranks 4th in NFL history with 150.5 career sacks...Selected to 8 Pro Bowls, 6 with the Vikings (1987-90, '92-93) and 1 each with Atlanta and San Francisco...Named to NFL's Team of the Decade for 1990s...Led NFL with 21.0 sacks in 1989, tied for the 4th-most in NFL history in a single season and 2nd in Vikings history...Originally selected with #4 overall pick in 1985 Draft by Vikings...Played and started 17 career playoff games...Member of 50 Greatest Vikings team named in 2010...Born October 16, 1961, in Indianapolis, IN...Died January 28, 2020...Inducted into the Vikings Ring of Honor on November 14, 2011.

**MATT BLAIR**

Linebacker...6' 5" 232 lbs...Iowa State...12 seasons: Minnesota Vikings (1974-85)...Played in 160 career games (130 starts) for the Vikings and still ranks 2nd in team history with 1,452 career tackles... Was a part of Vikings playoff teams in six of his opening seven seasons with the team and played on the Vikings Super Bowl IX and XI teams...Named to 6 straight Pro Bowls from 1977-82 and was selected All-Pro in 1982...Holds the Vikings record with 20 blocked kicks, notching 2 blocks in a single game 3 times...His 23.0 sacks and 16 INTs also rank as the most by a Vikings LB...Only Scott Studwell and Roy Winston played more games as at LB...Originally a 2nd round draft pick (#51) in 1974...Member of 50 Greatest Vikings team...Born September 20, 1950 in Hilo, Hawaii...Died October 22, 2020...Inducted into Vikings Ring of Honor on October 25, 2012.


**JOEY BROWNER**

Safety...6' 2" 221 lbs...Southern California...10 seasons: Minnesota Vikings (1983-91), Tampa Bay Buccaneers (1992)...Played in 138 games as a Viking, the 2nd-most by a DB...His 37 career INTs are 4th in team history...Posted 1,098 career combined defensive and special teams stops (987 defensive, 111 special teams)...His 9.5 career sacks are the most by a Vikings DB, his 18 career forced fumbles leads all Vikings DBs, his total tackles are 5th by a Viking and #1 by a Vikings DB...Went to 6 straight Pro Bowls from 1985-90...3-time AP All-Pro honoree...Named to the NFL's Team of the Decade for the 1980s...Member of the 50 Greatest Vikings team...Named to All-Metrodome Team in 2013...Led the team in tackles in 1986 and '87 and was a key element to the Vikings ranking #1 in NFL total defense in 1988 and '89...Drafted in 1983, the 1st Vikings DB to be drafted in the 1st round... Born May 15, 1960 in Warren, Ohio...Inducted in the Vikings Ring of Honor on October 27, 2013.




### **RANDY MOSS**

Wide Receiver...6' 4" 198 lbs...Marshall...14 seasons: Minnesota Vikings (1998-04, '10), Oakland Raiders (2005-06), New England Patriots (2007-10), Tennessee Titans (2010), San Francisco 49ers (2012)...Played in 213 career games with 193 starts, 113 and 108 of those with the Vikings...Ranks 2nd in NFL history with 156 TD catches and 3rd with 15,292 yards receiving and ranks 2nd in Vikings history for receptions (587), yards (9,316) and receiving TDs with 92...Holds NFL record with 23 TD catches in 2007...Went to 6 Pro Bowls, including 5 with the Vikings (1998, '99, '00, '02, '03) and earned 3 of his 4 career All-Pro honors as a Viking (1998, '00, '03)...NFL's Team of the Decade for the 2000s...Member of the 50 Greatest Vikings team...NFL Rookie of the Year in 1998 and set NFL record for TD catches by a rookie with 17...Tied Vikings season record with 17 TDs twice...Holds Vikings record with 41 career 100-yard receiving games and ranks 2nd in NFL history with 64...Ranks 2nd in NFL history with 10 career 1,000-yard seasons and ranks 2nd in Vikings history with 6...Drafted in 1998, was the 21st selection of the 1st round...Born February 13, 1977 in Rand, West Virginia...Inducted in the Ring of Honor on September 11, 2017...Inducted to Pro Football Hall of Fame in 2018.



### **AHMAD RASHAD**

Wide Receiver...6' 2" 200 lbs...Oregon...10 seasons: St. Louis Cardinals (1972-73), Buffalo Bills (1974-75) Minnesota Vikings (1976-82)...Played in 98 games with 95 starts as a Viking...The 1st Vikings WR to notch back-to-back 1,000-yard seasons in 1979-80...Went to 4 straight Pro Bowls as a Viking from 1978-81 and was Pro Bowl MVP in 1978...Holds Vikings record with 4 receiving TDs in a game, set vs. San Francisco (9/2/79)...Led Vikings in receiving in 1977, '79 and '80, leading the NFC in 1977 and '79...Tied with Randy Moss for 2nd in Vikings history with 6 seasons of 50+ receptions, trailing only Cris Carter's 11...As a Viking, caught 400 passes for 5,489 yards and 34 TDs...Hauled in 46-yard Hail Mary pass from Tommy Kramer to beat the Cleveland Browns as time expired at Met Stadium (12/14/80) and secure a Vikings playoff berth...Member of the 50 Greatest Vikings team...Drafted in 1972, was the 4th selection of the 1st round...Born November 19, 1949 in Portland...Inducted in the Vikings Ring of Honor on October 1, 2017.



### **DENNIS GREEN**

Head Coach...Iowa...13 seasons: Minnesota Vikings (1992-2001), Arizona Cardinals (2004-06)...Coached 171 regular season and playoff games with the Vikings, going 101-70, including 97-62 mark in regular season play, the 2nd-most wins in franchise history behind Bud Grant...Earned 8 playoff berths in 10 seasons and suffered 1 losing season...Won the NFC Central title 4 times- 1992, '94, '98 and '00...Advanced to NFC Championship Game in 1998 and 2000...Named Coach of the Year in 1998 by Sports Illustrated and Maxwell Club and in 1992 by Washington Touchdown Club...Pioneered the "Community Tuesday" concept to get players involved in charitable endeavors on their day off during the season, a concept that spread across the NFL and has been adopted league-wide...Served as head coach at Northwestern (1981-85) and Stanford (1989-91)...Native of Harrisburg, PA...Born February 17, 1949...Died July 21, 2016...Inducted into Vikings Ring of Honor September 23, 2018.



### **STEVE JORDAN**

Tight End...Brown...13 seasons: Minnesota Vikings (1982-94)...Played in 176 games for the Vikings with 149 starts...Originally selected in the 7th round (#179 overall) of the 1982 Draft out of Ivy League school Brown...Ranks 3rd in Vikings history with 498 catches, trailing only Hall of Famers Cris Carter and Randy Moss...Holds Vikings records for TEs in catches (498) and receiving yards (6,307)...Caught 28 TD passes...Was selected to 6 consecutive Pro Bowls (1986-91), the only offensive players in team history with more Pro Bowls are Randall McDaniel (11), Cris Carter (8), Ron Yary (7) and Adrian Peterson (7)...In his final 9 seasons, Jordan went to 6 Pro Bowls, made 6 playoff appearances, won 3 NFC Central titles, went to the 1987 NFC Championship game and suffered 1 losing season...At the time of his retirement, only Ozzie Newsome and Kellen Winslow had caught more passes as an NFL TE than Jordan's 498...Born January 10, 1961 in Phoenix...Inducted into Vikings Ring of Honor October 24, 2019.



### **KEVIN WILLIAMS**

Defensive Tackle...Oklahoma State...13 seasons: Minnesota Vikings (2003-13), Seattle Seahawks (2014), New Orleans Saints (2015)...Played in and started 171 regular season games for the Vikings, the 3rd-most starts by a Vikings defensive lineman behind Jim Marshall (270) and Carl Eller (201)...Originally selected in the #9 overall in the 2003 Draft...Named to All-Rookie team...Associated Press 1st-Team All-Pro 5 times (2004, '06, '07, '08, '09)...Named to NFL's Team of the Decade for 2000s...Was selected to 6 Pro Bowls (2004, '06, '07, '08, '09, '10), tied for the 2nd-most Pro Bowls by a Vikings DT with John Randle, both trailing only Alan Page's 9...Has 60.0 career sacks with the Vikings, the 3rd-most by a Vikings DT and tied for 9th overall in team history...Tied for Vikings record with 4 defensive TDs and the most by a lineman (2 INT, 2 FR)...Key part of Vikings ranking #1 in the NFL in rushing defense in 3 straight seasons (2006-08)...Native of Fordyce, AR...Born August 16, 1980...Inducted into Vikings Ring of Honor October 3, 2021.



### **JARED ALLEN**

Defensive End...Idaho State...12 seasons: Kansas City Chiefs (2004-07), Minnesota Vikings (2008-13), Chicago Bears (2014-15), Carolina Panthers (2015)...Played and started 96 regular season games for the Vikings...Acquired by Vikings in trade with Kansas City in 2008...Associated Press 1st-Team All-Pro 4 times (2007, '08, '09, '11)...Was selected to 5 Pro Bowls (2007, '08, '09, '11, '12)...Holds Vikings record for sacks in a season with 22.0 in 2011, tied for the 3rd-most in NFL history...Holds the Vikings record and is tied for the NFL mark with 4 career safeties...Tied with Jim Marshall for Vikings record of 8 consecutive games with a full sack and is 2nd in team history with 4.5 sacks in a game vs. Green Bay in 2009...Native of Los Gatos, CA...Born April 3, 1982.

# HONORS & AWARDS

## PLAYERS OF THE MONTH / WEEK

### NFC PLAYERS OF THE WEEK

|      |   |   |
|------|---|---|
| 1984 | Jan Stenerud, K@ Detroit, 9/23 (Off)            | 5/5 FGs, 2/2 PAT, 17 pts                  |
| 1985 | Rufus Bess, CBvs. San Francisco, 9/8 (Def)      | 10 tackles, 3 FF, FR, INT                 |
| 1986 | Tommy Kramer, QBvs. Green Bay, 9/28 (Off)       | 16-of-25, 241 yds, 6 TD                   |
|      | Gerald Robinson, DE vs. Chicago, 10/19 (Def)    | 6 tackles, 2.5 sacks                      |
|      | Wade Wilson, QBvs. New Orleans, 10/20 (Off)     | 24-of-39, 361 yds, 3 TD                   |
| 1987 | Wade Wilson, QB@ LA Rams, 9/20 (Off)            | 17-of-38, 285 yds, 3 TD                   |
|      | Chris Doleman, DEvs. LA Raiders, 11/8 (Def)     | 3 tackles, 2 sacks, 2 FF, PD              |
| 1988 | Wade Wilson, QB@ Tampa Bay, 10/23 (Off)         | 22-of-30, 335 yds, 3 TD                   |
|      | Carl Lee, CBvs. New Orleans, 12/4 (co-Def)      | 3 tackles, INT (TD), 5 PD                 |
|      | Jesse Solomon, LBvs. New Orleans, 12/4 (co-Def) | 5 tackles, sack, INT (TD), PD             |
| 1989 | Keith Millard, DTvs. Detroit, 10/8 (Def)        | 7 tackles, 3 sacks, INT, PD               |
|      | Mike Merriweather, LB@ Detroit, 10/22 (Def)     | 6 tackles, 2 sacks, INT, FF, FR           |
|      | Rich Karlis, Kvs. LA Rams, 11/5 (Off)           | 7/7 FGs, 21 pts                           |
|      | Chris Doleman, DEvs. Atlanta, 12/10 (Def)       | 5 tackles, 4 sacks, 2 FF, PD              |
|      | Chris Doleman, DEvs. Cincinnati, 12/25 (Def)    | 5 tackles, 3.5 sacks, FR                  |
| 1990 | Al Noga, DEvs. Green Bay, 12/2 (Def)            | 3 tackles, sack, FF, FR (TD)              |
| 1991 | Anthony Carter, WRvs. San Francisco, 9/15 (Off) | 3 rec, 71 yds, TD, 46t lg                 |
|      | Chris Doleman, DEvs. Phoenix, 10/13 (Def)       | 8 tackles, 2 sacks, 2 FF, FR              |
|      | Terry Allen, RBvs. Tampa Bay, 11/3 (Off)        | 14 att, 127 yds, 2 TD, 55t lg             |
| 1992 | Chris Doleman, DE@ Green Bay, 9/6 (Def)         | 7 tackles, 2 sacks, 3 FF, FR              |
|      | Rich Gannon, QB@ Cincinnati, 9/27 (Off)         | 25-of-32, 318 yds, 4 TD                   |
|      | Jack Del Rio, LB@ Chicago, 11/2 (Def)           | 7 tackles, 2 INT (83t), 2 PD, FF          |
|      | Mike Merriweather, LB@ Tampa Bay, 11/8 (Def)    | 12 tackles                                |
|      | Audray McMillian, CBvs. Cleveland, 11/22 (Def)  | 5 tackles, 3 INT (25t), 3 PD              |
|      | Vencie Glenn, Svs. Green Bay, 12/27 (Def)       | 2 tackles, 3 INT, 3 PD                    |
| 1993 | John Randle, DT@ Chicago, 10/25 (Def)           | 7 tackles, 3.5 sacks                      |
| 1994 | Warren Moon, QBvs. Miami, 9/25 (Off)            | 26-of-37, 326 yds, 3 TD, 44 lg            |
|      | Fuad Reveiz, K@ Tampa Bay, 10/30 (ST)           | 5/5 FG, 3/3 PAT, 48 lg, 18 pts            |
|      | Warren Moon, QBvs. New Orleans, 11/6 (Off)      | 33-of-57, 420 yds, 3 TD, 59 lg            |
|      | Cris Carter, WRvs. Chicago, 12/1 (Off)          | 9 rec, 124 yds, 2TD (65t in OT)           |
|      | Jack Del Rio, LB@ Buffalo, 12/10 (Def)          | 5 tackles, sack, INT                      |
|      | John Randle, DTvs. San Francisco, 12/26 (Def)   | 2 tackles, 2 sacks, FF, FR                |
| 1995 | Fuad Reveiz, Kvs. Detroit, 9/10 (ST)            | 2/2 FG, 2/2 PAT, 8 pts                    |
|      | Orlando Thomas, S@ Pittsburgh, 9/24 (Def)       | 8 tackles, 2 INT (45t), 2 PD              |
|      | Jeff Brady, LBvs. Green Bay, 11/5 (Def)         | 6 tackles, sack, INT, 2 PD                |
| 1996 | Jeff Brady, LBvs. Detroit, 9/1 (Def)            | 4 tackles, 2 INT, 3 PD                    |
|      | Brad Johnson, QB@ Atlanta, 9/8 (Off)            | 15-of-26, 275 yds, 2 TD, 71 lg            |
|      | John Randle, DTvs. Green Bay, 9/22 (Def)        | 3 tackles, 2 sacks, 2 FF                  |
|      | Brad Johnson, QBvs. Arizona, 12/1 (Off)         | 19-of-26, 238 yds, 4 TD                   |
|      | Fernando Smith, DE@ Detroit, 12/8 (Def)         | 3 tackles, 2 sacks                        |
| 1997 | Eddie Murray, K@ Arizona, 10/5 (ST)             | 2/2 FG, 2/2 PAT, 49 lg, 10 pts            |
| 1998 | Gary Anderson, Kvs. Detroit, 9/20 (ST)          | 5/5 FG, 2/2 PAT, 42 lg, 17 pts            |
|      | Randall Cunningham, QB@ Chicago, 9/27 (Off)     | 16-of-25, 275 yds, 4 TD, 67t lg           |
|      | Randall Cunningham, QB@ Green Bay, 10/5 (Off)   | 20-of-32, 442 yds, 4 TD, 56t lg           |
|      | Robert Smith, RB@ Detroit, 10/25 (Off)          | 19 att, 134 yds, TD, 57t lg               |
|      | Mitch Berger, Pvs. Cincinnati, 11/15 (ST)       | 4 punts, 55.8 avg, 2 in20, 66 lg, 4 KO TB |
|      | Mitch Berger, Pvs. Green Bay, 11/22 (ST)        | 3 punts, 54.3 avg, 1 in20, 56 lg, 5 KO TB |
|      | Randy Moss, WRvs. Green Bay, 11/22 (Off)        | 8 rec, 153 yds, TD, 49t lg                |
|      | Randy Moss, WR@ Dallas, 11/26 (Off)             | 3 rec, 163 yds, 3 TD, 56t lg              |
|      | Randall Cunningham, QBvs. Chicago, 12/6 (Off)   | 21-of-31, 349 yds, 4 TD, 64 lg            |
|      | Gary Anderson, K@ Baltimore, 12/13 (ST)         | 6/6 FG, 2/2 PAT, 46 lg, 20 pts            |

|      |   |   |
|------|---|---|
| 1999 | John Randle, DTvs. Tampa Bay, 10/3 (Def)        | 4 tackles, 2 sacks, FF, FR, PD                                  |
|      | Jeff George, QBvs. San Fran., 10/24 (Off)       | 15-of-28, 250 yds, 3 TD, 80t lg                                 |
|      | Cris Carter, WR@ Denver, 10/31 (Off)            | 8 rec, 144 yds, 2 TD, 37t lg                                    |
|      | Randy Moss, WR@ Chicago, 11/14 (Off)            | 12 rec, 204 yds, 44 lg  |
|      | Cris Carter, WRvs. San Diego, 11/28 (Off)       | 11 rec, 136 yds, 2 TD, 34t lg                                   |
|      | Mitch Berger, Pvs. Green Bay, 12/20 (ST)        | 6 punts, 46.8 avg, 2 in20, 57 lg, 2 TB                          |
|      | Moe Williams, RB@ NY Giants, 12/26 (ST)         | 1 KR, 85 yds, 85t lg  |
|      | John Randle, DTvs. Detroit, 1/2/00 (Def)        | 3 tackles, 2 sacks, FF  |
| 2000 | Daunte Culpepper, QBvs. Tampa Bay, 10/9 (Off)   | 15-of-19, 231 yds, 2TD, 7 att, 35 yds, TD                       |
|      | Gary Anderson, Kvs. Buffalo, 10/22 (ST)         | 3/3 FG, 2/2 PAT, 38 lg, 11 pts                                  |
|      | Daunte Culpepper, QBvs. Carolina, 11/19 (Off)   | 22-of-29, 357 yds, 3TD, 53t lg                                  |
|      | Mitch Berger, Pvs. Detroit, 11/30 (ST)          | 5 punts, 49.2 avg, 60 lg, 1 in20, 1 KO TB                       |
| 2001 | Randy Moss, WRvs. NY Giants, 11/19 (Off)        | 10 rec, 171 yds, 3 TD, 57t lg                                   |
|      | Todd Bouman, QBvs. Tennessee, 12/9 (Off)        | 21-of-31, 348 yds, 4 TD, 73t lg, 131.5 PR                       |
| 2002 | Michael Bennett, RBvs. Green Bay, 11/17 (Off)   | 20 att, 130 yds, 62 lg  |
|      | Daunte Culpepper, QB@ New Orleans, 12/15 (Off)  | 26-of-36, 312 yds, 2 TD, 7att, 73 yds, 2 TD, 2pt. run           |
|      | Gary Anderson, Kvs. Miami, 12/21 (ST)           | 2/2 FG, 2/2 PAT, 53 lg, 8 pts                                   |
| 2003 | Corey Chavous, S@ Green Bay, 9/7 (Def)          | 7 tackles, 2 INT, 2 PD  |
|      | Lance Johnstone, DEvs. Denver, 10/19 (Def)      | 3 tackles, 1.5 sacks, INT (TD), 2 PD                            |
|      | Brian Williams, CBvs. Detroit, 11/23 (Def)      | 4 tackles, 3 INT (1 TD), 3 PD                                   |
| 2004 | Daunte Culpepper, QBvs. Dallas, 9/12 (Off)      | 17-of-23, 242 yds, 5 TD, 63t lg, 147.1 PR                       |
|      | Daunte Culpepper, QBvs. Chicago, 9/26 (Off)     | 19-of-30, 360 yds, 2 TD, 63 lg, 127.1 PR; 5 att, 13 yds, 1 TD   |
|      | Daunte Culpepper, QB@ New Orleans, 10/17 (Off)  | 26-of-37, 425 yds, 5 TD, 46 lg, 125.6 PR                        |
|      | Kevin Williams, DTvs. Jacksonville, 11/28 (Def) | 6 tackles, 1 sack, FR (TD)                                      |
|      | Daunte Culpepper, QB@ Detroit, 12/19 (Off)      | 25-of-35, 404 yds, 3 TD, 82t lg, 126.4 PR                       |
| 2005 | Daunte Culpepper, QBvs. Green Bay, 10/23 (Off)  | 23-of-31, 280 yds, 2 TD, 29 lg, 123.1 PR                        |
|      | Darren Sharper, S@ N.Y. Giants, 11/13 (Def)     | 4 tackles, 3 INT, 5 PD, 1 TD                                    |
| 2006 | Ryan Longwell, Kvs. Carolina, 9/17 (ST)         | 16-yard TDpass, 3/4 FG, 10 pts                                  |
|      | Cedric Griffin, CB@ Detroit, 12/10 (Def)        | 3 tackles, FF, FR, INT, PD                                      |
| 2007 | Adrian Peterson, RB@ Chicago, 10/14 (Off)       | 20 att., 224 yds, 3 TD, 73t long                                |
|      | Adrian Peterson, RBvs. San Diego, 11/4 (Off)    | 30 att., 296 yds, 3 TD, 64t long                                |
|      | Dwight Smith, S@ N.Y. Giants, 11/25 (Def)       | 6 tackles, 2 INT (1 TD), 2 PD                                   |
|      | Aundrae Allison, WRvs. Detroit, 12/2 (ST)       | 3 KR, 144 yds, 104t long, 1 TD                                  |
| 2008 | Antoine Winfield, CBat New Orleans, 10/6 (Def)  | 8 tackles, 4 TFL, 1 sack, 1FF, 1 FR, returned blocked FG for TD |
|      | Adrian Peterson, RBvs. Green Bay, 11/9 (Off)    | 30 att., 192 yds, 1 TD, 29t long                                |
|      | Jared Allen, DEvs. Chicago, 11/30 (Def)         | 9 tackles, 2.5 sacks, 2 QB hurries                              |
|      | Tarvaris Jackson, QBat Arizona, 12/14 (Off)     | 11-of-17, 163 yds, 4 TD, 0 INT, 135.5 rating                    |
|      | Ryan Longwell, Kvs. NY Giants, 12/28 (ST)       | 2-for-2 FG, 50-yd game-winner, 2-2 PAT                          |
| 2009 | Chad Greenway, LBat Detroit, 9/20 (Def)         | 4 tackles, 2 INT, 1 FR  |
|      | Percy Harvin, WR/KRvs. San Francisco, 9/27 (ST) | 4 KOR, 180 yards, 101-yard TD                                   |
|      | Brett Favre, QBvs. Green Bay, 10/5 (Off)        | 24-of-31, 271 yards, 3 TD, 0 INT, 135.3 rating                  |
|      | Brett Favre, QBat Green Bay, 11/1 (Off)         | 17-of-28, 244 yards, 4 TD, 0 INT, 128.6 rating                  |
|      | Sidney Rice, WRvs. Detroit, 11/15 (Off)         | 7 rec., 201 yards, 28.7 avg., 56 lng                            |
|      | Brett Favre, QBvs. N.Y. Giants, 1/3/10 (Off)    | 25-of-31, 316 yards, 4 TD, 0 INT, 148.7 rating                  |

# HONORS & AWARDS

|      |   |   |   |   |   |
|------|---|---|---|---|---|
| 2010 | Adrian Peterson, RBvs. Detroit, 9/26 (Off)            | 23 att., 160 yards, 2 TD, 80t Ing                               | Kirk Cousins, QBvs. Carolina, 11/29 (Off) | 34-of-45, 75.5%, 307 yards, 3 TD, 0 INT, 115.7 rating |   |
|      | Percy Harvin, WR/KRvs. Dallas, 10/17 (ST)             | 3 ret., 134 yards, 1 TD, 44.7 avg., 95t Ing                     | Kirk Cousins, QBat Detroit, 1/3/21 (Off)  | 28-of-40, 70.0%, 405 yards, 3 TD, 0 INT, 127.6 rating |   |
|      | Chris Kluwe, Pvs. Arizona, 11/7 (ST)                  | 4 punts, 191 yards, 47.8 avg., 56 Ing, 4 Inside 20              | 2021                                      | Kene Nwangwu, RBat Baltimore, 11/7/21 (ST)            | 98-yard KOR TD, converted 9-yard fake punt run for 1st down     |
|      | Antoine Winfield, DBat Philadelphia, 12/28 (Def)      | 9 tkls., 2 sacks, 1 TFL, 1 FF, 1 FR, returned FF/FR for TD      |   | Justin Jefferson, WR at Green Bay, 11/21/21 (Off)     | 8 rec., 169 yards, 2 TDs  |
| 2011 | Adrian Peterson, RBvs. Arizona, 10/9/11 (Off)         | 29 att., 122 yards, 3 TD, 24t Ing                               | 2022                                      | Greg Joseph, Kat New Orleans (London) 10/2/22 (ST)    | 5-of-5 FG's (28, 36, 24, 46, 47), 47-yd game winner, 16 pts     |
| 2012 | Blair Walsh, Kvs. Jacksonville, 9/9 (ST)              | 4-of-4 FGs, OT forcing 55-yard FG, GW 38-yard FG in OT          |   | Ryan Wright, Pat Miami, 10/16/22 (ST)                 | 10 punts, 44.1 avg, 73 long, 6 inside the 20                    |
|      | Adrian Peterson, RBvs. Arizona, 10/21 (Off)           | 23 att., 153 yards, 1 TD, 27 Ing                                |   | Za'Darius Smith, OLBvs. Arizona, 10/30/22 (Def)       | 3.0 sacks, 4 TFL, 7 tkls, 1 PBU                                 |
|      | Adrian Peterson, RBvs. Chicago, 12/9 (Off)            | 31 att., 154 yards, 2 TD, 51 Ing                                |   | Justin Jefferson, WR at Buffalo, 11/13/22 (Off)       | 10 rec., 193 yards, 1 TD  |
|      | Blair Walsh, Kat St. Louis, 12/16 (ST)                | 5-of-5 FGs, Tied NFL record with 3 50+ yard FGs (50,53,51)      |   | Kene Nwangwu, RB/KRvs. New England, 11/24/22 (ST)     | 97-yard KOR TD, 5 KO Returns, 166 yards, 33.2 KOR Avg.          |
|      | Blair Walsh, Kvs. Green Bay, 12/30 (ST)               | 3-of-3 FGs, GW 29-yard FG to clinch a playoff berth             |   | Kirk Cousins, QBvs. Indianapolis, 12/17/22 (Off)      | 34-of-54, 62.9%, 460 yards, 4 TD, down 33-0 at halftime         |
| 2013 | Cordarrelle Patterson, WR/KRvs. Green Bay, 10/27 (ST) | NFL record 109-yard KOR TD, 5 KOR, 228 yards, 1 TD              |   | Greg Joseph K vs. New York Giants, 12/24/22 (ST)      | 2-of-2 FG's (40, 61), 61-yard career-high game-winner, 9 points |
|      | Blair Walsh, Kvs. Green Bay, 11/24 (ST)               | 4-of-4 FGs, Game tying 35-yard FG in OT                         | 2023                                      | Jordan Hicks, LB at Chicago, 10/15/23 (Def)           | 10 tkls, 1 FR TD (42 yds), 1 INT, PD                            |
| 2014 | Anthony Barr, LBat Tampa Bay, 10/26 (Def)             | 9 tkls., 1 sack, 1 FF, returned fumble 27 yards in OT for GW TD |   | Cam Bynum, S, vs. San Francisco, 10/23/23 (Def)       | 9 tkls, 2 INT   |
|      | Adam Thielen, WRvs. Carolina, 11/30 (ST)              | Blocked punt and returned 30 yards for TD, 2 STT                |   |   |   |
| 2015 | Marcus Sherels, PR/CBat Chicago, 11/1 (ST)            | 3 PR, 77 yards, 77-yard TD                                      |   |   |   |
|      | Linval Joseph, DTvs. St. Louis, 11/8 (Def)            | 10 tkls (7 solo), 0.5 sacks, 3 TFLs and 2 QB hurries            |   |   |   |
|      | Terence Newman, CBat Oakland, 11/15 (Def)             | 4 tkls, 2 INTs and career-high 5 passes defensed                |   |   |   |
|      | Blair Walsh, Kvs. NY Giants, 12/27 (ST)               | 5-of-5 FGs and scored 19 points                                 |   |   |   |
|      | Everson Griffen, DEat Green Bay, 1/3/16 (Def)         | 6 tkls, 2.0 sacks and a FF that was returned for TD             |   |   |   |
| 2016 | Eric Kendricks, LBat Tennessee, 9/11 (Def)            | 7 tkls, 1 TFL, 1 PD, 1 INT returned 77 yards for TD             |   |   |   |
|      | Stefon Diggs, WRvs. Green Bay, 9/18 (Off)             | 9 rec., 182 yards, 1 TD   |   |   |   |
|      | Everson Griffen, DEat Carolina, 9/25 (Def)            | 3.0 sacks, 4 tkls, 3.0 TFL                                      |   |   |   |
|      | Xavier Rhodes, CBvs. Arizona, 11/20 (Def)             | 2 INTs, returned 1 for 100yd TD, 3 tkls                         |   |   |   |
| 2017 | Sam Bradford, QBvs. New Orleans, 9/11 (Off)           | 27-of-32, 84.4%, 346 yards, 3 TD, 0 INT, 143.0 rating           |   |   |   |
|      | Kai Forbath, Kvs. Baltimore, 10/22 (ST)               | 6-of-6 FGs (52, 51, 43, 43, 34, 32), 18 points                  |   |   |   |
|      | Harrison Smith, Sat Green Bay, 12/23 (Def)            | 7 tkls, 2 INT, 1 QBH, 16-0 win 1st Vikings shutout since 1993   |   |   |   |
| 2018 | Harrison Smith, Svs. San Francisco, 9/9 (Def)         | 8 tkls, 1.0 sack, 2 TFL   |   |   |   |
|      | Danielle Hunter, DEvs. Detroit, 11/11 (Def)           | 9 tkls, 3.5 sacks, 3 TFL, 1 FR TD (32 yds)                      |   |   |   |
|      | Dalvin Cook, RBvs. Miami, 12/16 (Off)                 | 19 att., 136 yards, 2 TDs, 1 rec., 27 yards                     |   |   |   |
| 2019 | Anthony Harris, Svs. Atlanta, 9/8 (Def)               | 2 INTs, 1 FR, 5 tkls  |   |   |   |
|      | Dan Bailey, Kat NY Giants, 10/6 (ST)                  | 4-of-4 FGs (31, 48, 32, 45), 14 points                          |   |   |   |
|      | Dan Bailey, Kvs. Washington, 10/24 (ST)               | 4-of-4 FGs (50, 29, 27, 40), 13 points                          |   |   |   |
|      | Dalvin Cook, RBat Dallas, 11/10 (Off)                 | 26 att., 97 yards, 1 TD, 7 rec., 86 yards                       |   |   |   |
|      | Danielle Hunter, DEvs. Detroit, 12/8 (Def)            | 7 tkls, 3.0 sacks, 3 TFL, 4 QBH                                 |   |   |   |
|      | Dan Bailey, Kat LA Chargers, 12/15 (ST)               | 4-of-4 FGs (26, 44, 38, 27) 15 points                           |   |   |   |
| 2020 | Mike Boone, RBat Houston, 10/4 (ST)                   | 1 FF, 1 tkl   |   |   |   |
|      | Dalvin Cook, RBat Green Bay, 11/1 (Off)               | 30 att., 163 yards, 3 TD, 2 rec., 63 yards, 1 TD                |   |   |   |
|      | Dalvin Cook, RBvs. Detroit, 11/8 (Off)                | 22 att., 206 yards, 2 TD, 2 rec., 46 yards                      |   |   |   |

## NFL PLAYOFF PLAYERS OF THE WEEK

|      |  |   |
|------|--|---|
| 1997 | Eddie Murray, K (ST, Wild Card)        | @ NY Giants; 3-3 FG, 2-2 XP, 11 points              |
| 1998 | Robert Griffith, S (Def, Divisional)   | vs. Arizona; 6 tackles, 2 interceptions             |
| 1999 | Robert Smith, RB (Off, Wild Card)      | vs. Dallas; 28 att., 140 yds., 3 rec., 58 yds, 1 TD |
| 2000 | Daunte Culpepper, QB (Off, Divisional) | vs. New Orleans; 17-31-302 yds., 3 TDs              |
| 2004 | Antoine Winfield, CB (Def, Wild Card)  | @ Green Bay; 13 tackles, 1 INT, 1 PD                |

## NFC PLAYERS OF THE MONTH

|      |                        |               |           |
|------|------------------------|---------------|-----------|
| 1986 | Doug Martin, DE        | Defense       | September |
| 1989 | Keith Millard, DT      | Defense       | October   |
|      | Chris Doleman, DE      | Defense       | December  |
| 1990 | Joey Browner, S        | Defense       | November  |
| 1992 | Chris Doleman, DE      | Defense       | September |
| 1993 | Chris Doleman, DE      | Defense       | Dec./Jan. |
| 1994 | Jack Del Rio, LB       | Defense       | September |
|      | Anthony Parker, CB     | Defense       | October   |
|      | John Randle, DT        | Defense       | December  |
|      | Fuad Reveiz, K         | Special Teams | December  |
| 1995 | Warren Moon, QB        | Defense       | November  |
| 1996 | John Randle, DT        | Defense       | September |
| 1997 | Jake Reed, WR          | Offense       | September |
|      | John Randle, DT        | Defense       | October   |
| 1998 | Randall Cunningham, QB | Offense       | October   |
|      | Mitch Berger, P        | Special Teams | November  |
|      | John Randle, DT        | Defense       | December  |
| 1999 | Mitch Berger, P        | Special Teams | September |
|      | Cris Carter, WR        | Offense       | November  |
|      | John Randle, DT        | Defense       | December  |
| 2000 | Robert Smith, RB       | Offense       | November  |
|      | Mitch Berger, P        | Special Teams | December  |
| 2003 | Daunte Culpepper, QB   | Offense       | September |
| 2004 | Daunte Culpepper, QB   | Offense       | October   |
| 2005 | Chris Kluwe, P         | Special Teams | September |
|      | Darren Sharper, S      | Defense       | November  |
| 2009 | Brett Favre, QB        | Offense       | November  |
| 2011 | Jared Allen, DE        | Defense       | October   |
| 2012 | Percy Harvin, KR       | Special Teams | September |

# HONORS & AWARDS

|      |                              |               |           |
|------|------------------------------|---------------|-----------|
|      | Adrian Peterson, RB          | Offense       | December  |
|      | Blair Walsh, K               | Special Teams | December  |
| 2013 | Cordarrelle Patterson, WR/KR | Special Teams | September |
| 2014 | Everson Griffen, DE          | Defense       | October   |
| 2015 | Adrian Peterson, RB          | Offense       | November  |
| 2017 | Everson Griffen, DE          | Defense       | October   |
|      | Case Keenum, QB              | Offense       | November  |
| 2019 | Kirk Cousins, QB             | Offense       | October   |
| 2020 | Dalvin Cook, RB              | Offense       | November  |
| 2021 | Justin Jefferson, WR         | Offense       | November  |
| 2022 | Za'Darius Smith, OLB         | Defense       | October   |
|      | Justin Jefferson, WR         | Offense       | November  |
| 2023 | Danielle Hunter, OLB         | Defense       | October   |

## NFL ROOKIE OF THE MONTH

|      |                           |         |           |
|------|---------------------------|---------|-----------|
| 1997 | Dwayne Rudd, LB           | Defense | December  |
| 1998 | Randy Moss, WR            | Offense | November  |
| 2003 | Kevin Williams, DT        | Defense | December  |
| 2007 | Adrian Peterson, RB       | Offense | September |
|      | Adrian Peterson, RB       | Offense | October   |
| 2009 | Percy Harvin, WR          | Offense | November  |
| 2013 | Cordarrelle Patterson, WR | Offense | December  |
| 2015 | Eric Kendricks, LB        | Defense | October   |
| 2023 | Jordan Addison, Jr., WR   | Offense | October   |

## ALL-TIME HONORS

### NFL MVP

|      |  |
|------|--|
| 1971 | Alan Page, DT (AP)                                   |
| 1975 | Fran Tarkenton, QB (AP, NEA, PFW, TSN, Maxwell Club) |
| 1998 | Randall Cunningham, QB (Miller Lite, Maxwell Club)   |
| 2008 | Adrian Peterson, RB (Maxwell Club)                   |
| 2012 | Adrian Peterson, RB (AP, Maxwell Club, PFW/PFWA)     |

### ALL-PRO

#### All 1st Team Selections Except Designated AP-2nd Team Honorees

|      |  |
|------|--|
| 1963 | Tommy Mason, HB (AP, UPI, NEA)   |
| 1964 | Mick Tingelhoff, C (AP, UPI), Bill Brown, FB (AP-2)  |
| 1965 | Mick Tingelhoff, C (AP, UPI, NEA), Grady Alderman, T (AP-2)  |
| 1966 | Mick Tingelhoff, C (AP, UPI, NEA)  |
| 1967 | Mick Tingelhoff, C (UPI, AP-2)   |
| 1968 | Mick Tingelhoff, C (AP, UPI, NEA), Carl Eller, DE (AP, UPI, NEA), Bill Brown, FB (AP-2), Paul Krause, S (AP-2)   |
| 1969 | Mick Tingelhoff, C (AP, UPI, NEA), Carl Eller, DE (AP, UPI, NEA), Alan Page, DT (AP-2, UPI), Jim Marshall, DE (AP-2), Grady Alderman, T (AP), Paul Krause, S (AP-2), Gene Washington, WR (AP-2), Bobby Bryant, CB (AP-2) |
| 1970 | Alan Page, DT (AP, NEA, PFWA); Carl Eller, DE (AP, NEA, PFWA); Mick Tingelhoff, C (PFWA)   |
| 1971 | Alan Page, DT (AP, NEA, PFW); Carl Eller, DE (AP, NEA, PFW); Ron Yary, T (AP, NEA, PFW); Paul Krause, DB (NEA)   |
| 1972 | Ron Yary, T (AP); Carl Eller, DE (AP-2); Paul Krause, S (AP-2); Alan Page, DT (AP-2)   |
| 1973 | Carl Eller, DE (PFWA, AP, NEA); John Gilliam, WR (NEA); Alan Page, DT (AP, PFWA); Fran Tarkenton, QB (NEA); Ron Yary, T (AP, PFWA, NEA)  |
| 1974 | Alan Page, DT (PFWA, NEA, AP, PFW); Ed White, G (NEA); Ron Yary, T (PFWA, NEA, AP, PFW); Chuck Foreman, RB (AP-2)  |
| 1975 | Chuck Foreman, RB (AP, NEA, PFWA); Paul Krause, S (AP, PFWA); Alan Page, DT (AP, PFWA); Fran Tarkenton, QB (AP, NEA, PFWA); Ed White, G (NEA); Ron Yary, T (AP, NEA, PFWA)   |
| 1976 | Ron Yary, T (AP, NEA, PFWA); Chuck Foreman, RB (NEA, AP-2); Alan Page, DT (AP-2)   |
| 1977 | Ron Yary, T (AP-2)   |
| 1980 | Matt Blair, LB (AP)  |
| 1982 | Doug Martin, DE (PFW)  |
| 1984 | Jan Stenerud, K (AP-2)   |
| 1986 | Tommy Kramer, QB (AP-2)  |
| 1987 | Joey Browner, S (AP, NEA, PFW, PFWA); Gary Zimmerman, T (AP, NEA, PFW, PFWA); Chris Doleman, DE (NEA, AP-2); Keith Millard, DT (AP-2)  |
| 1988 | Joey Browner, S (AP, PFWA, PFW, CPFN, TSN, SI); Carl Lee, CB (AP, PFWA, PFW, CPFN, TSN); Keith Millard, DT (AP, PFWA, CPFN, TSN); Gary Zimmerman, T (AP, PFW, CPFN)  |
| 1989 | Chris Doleman, DE (AP, CPFN, TSN, PFW); Keith Millard, DT (AP, TSN, SI, PFW); Joey Browner, S (CPFN, AP-2); Randall McDaniel, G (CPFN)   |

|      |   |
|------|---|
| 1990 | Joey Browner, S (AP, CPFN, TSN, PFW, PFW, FD, NEA); Randall McDaniel, G (AP, CPFN); Chris Doleman, DE (SI)  |
| 1991 | Randall McDaniel, G (AP-2, NEA, TSN, PFW)   |
| 1992 | Chris Doleman, DE (AP, FD, FN, PFW, TSN, UPI); Randall McDaniel, G (AP, CPFN, FD, FN, PFW, NEA, TSN); Audray McMillian, CB (AP, CPFN, FD, PFW, UPI); Gary Zimmerman, T (FN, NEA, UPI); Todd Scott, S (FD, FN, UPI); Harry Newsome, P (FN)   |
| 1993 | Randall McDaniel, G (AP, CPFN, PFW, TSN, SI); John Randle, DT (AP, PFW, FD); Chris Doleman, DE (AP-2); Henry Thomas, DT (AP-2)  |
| 1994 | Cris Carter, WR (AP, PFW, PFWA, CPFN, FD, TSN, SI, USA); Randall McDaniel, G (AP, PFW, PFWA, CPFN, FD, TSN, USA); John Randle, DT (AP, PFW, PFWA, CPFN, FD, TSN, USA); Fuad Reveiz, K (AP-2, PFW, PFWA, FD, SI)   |
| 1995 | Randall McDaniel, G (AP, CPFN, PFW, PFWA); John Randle, DT (AP, CPFN, PFW, PFWA, TSN); Cris Carter, WR (AP-2)   |
| 1996 | Cris Carter, WR (SI); Randall McDaniel, G (AP, CPFN, FD, PFWA, PFW, TSN, USA); John Randle, DT (AP, FD, PFW, PFWA, TSN, USA)  |
| 1997 | Cris Carter, WR (USA); Randall McDaniel, G (AP-2, TSN, USA); John Randle, DT (AP, PFW, CPFN, TSN); Todd Steussie, T (AP-2, FD)  |
| 1998 | Gary Anderson, K (AP, SI, PFW, CPFN, TSN, FD, USA); Jeff Christy, C (AP-2, SI); Randall Cunningham, QB (AP, SI, PFW, FD, CPFN); Robert Griffith, S (AP-2, TSN, CPFN); Jimmy Hitchcock, CB (CPFN); Randall McDaniel, G (AP, SI, PFW, CPFN, TSN, FD, USA); Randy Moss, WR (AP, SI, PFW, CPFN, TSN, FD, USA); John Randle, DT (AP, PFW, CPFN, TSN, FD, USA); Todd Steussie, T (AP-2, SI); Dwayne Rudd, LB (AP-2) |
| 1999 | Mitch Berger, P (AP-2, PFW, CPFN, TSN); Cris Carter, WR (AP, FD, PFW, SI); Jeff Christy, C (PFW); Randall McDaniel, G (USA); Randy Moss, WR (USA); John Randle, DT (USA); Robert Griffith, S (AP-2)   |
| 2000 | Daunte Culpepper, QB (USA); Randy Moss, WR (AP, SI, PFW, CPFN, TSN, FD, USA); Robert Smith, RB (AP-2)   |
| 2002 | Chris Hovan, DT (AP-2)  |
| 2003 | Matt Birk, C (AP-2, TSN); Randy Moss, WR (AP, FD, PFW)  |
| 2004 | Kevin Williams, DT (AP, PFW, TSN)   |
| 2005 | Darren Sharper, S (PFW, SI, TSN, AP-2)  |
| 2006 | Steve Hutchinson, G (AP-2, PFW, TSN); Kevin Williams, DT (AP, PFW, TSN)   |
| 2007 | Steve Hutchinson, G (AP, PFW, TSN), Adrian Peterson, RB (AP-2, TSN), Kevin Williams, DT (AP, PFW, TSN); Darren Sharper, S (AP-2); Pat Williams, DT (AP-2); Tony Richardson, FB (AP-2)   |
| 2008 | Jared Allen, DE (AP), Steve Hutchinson, G (AP, TSN, PFW), Adrian Peterson, RB (AP, TSN, PFW), Kevin Williams, DT (AP), Antoine Winfield, CB (AP-2)  |
| 2009 | Jared Allen, DE (AP, PFW), Steve Hutchinson, G (AP, PFW), Adrian Peterson, RB (AP, PFW), Kevin Williams, DT (AP, PFW)   |
| 2010 | Adrian Peterson, RB (AP-2)  |
| 2011 | Jared Allen, DE (AP, PFW/PFWA, TSN)   |
| 2012 | Adrian Peterson, RB (AP, PFW/PFWA); Blair Walsh, K (AP, PFW/PFWA); Chad Greenway, LB (AP-2); John Sullivan, C (PFW/PFWA); Jerome Felton, FB (AP-2)  |
| 2013 | Cordarrelle Patterson, KR (AP, PFW/PFWA); Adrian Peterson, RB (AP-2)  |
| 2014 | Adrian Peterson, RB (AP)  |
| 2015 | Adrian Peterson, RB (AP, PFWA, TSN); Cordarrelle Patterson, KR (AP-2, PFWA/TSN)   |
| 2016 | Cordarrelle Patterson, KR (AP, PFWA/TSN)  |
| 2017 | Everson Griffen, DE (TSN, AP-2); Xavier Rhodes, CB (AP, PFWA, TSN); Harrison Smith, S (AP, PFWA, TSN); Adam Thielen, WR (AP-2)  |
| 2018 | Danielle Hunter, DE (AP, PFWA, TSN); Harrison Smith, S (AP)   |
| 2019 | Eric Kendricks, LB (AP); Dalvin Cook, RB (TSN); Danielle Hunter, DE (PFWA)  |
| 2020 | Dalvin Cook, RB (PFWA)  |
| 2021 | Kene Nwangwu, KR (PFWA)   |
| 2022 | Justin Jefferson, WR (PFWA)   |

### ALL-NFC

|      |  |
|------|--|
| 1970 | Mick Tingelhoff, C (AP); Carl Eller, DE (AP, UPI); Alan Page, DT (AP, UPI); Paul Krause, S (UPI)   |
| 1971 | Carl Eller, DE (AP, UPI, TSN); Alan Page, DT (AP, UPI, TSN); Ron Yary, T (AP, UPI, TSN); Bob Grim, WR (UPI, TSN); Paul Krause, DB (UPI, TSN)   |
| 1972 | Carl Eller, DE (TSN, AP); Paul Krause, DB (UPI, AP, TSN); Alan Page, DT (UPI, AP, TSN); Fran Tarkenton, QB (UPI, TSN); Ron Yary, T (UPI, AP, TSN)  |
| 1973 | Carl Eller, DE (PFWA, AP, UPI, TSN); John Gilliam, WR (UPI, TSN); Paul Krause, S (UPI, TSN, AP, PFWA); Alan Page, DT (PFWA, AP, UPI, TSN); Ron Yary, T (AP, PFWA, TSN, UPI); Bobby Bryant, DB (PFWA) |
| 1974 | Chuck Foreman, RB (AP, UPI, TSN, PFW); Alan Page, DT (AP, UPI, TSN, PFW); Nate Wright, DB (PFW); Ron Yary, T (AP, UPI, TSN, PFW)   |
| 1975 | Carl Eller, DE (AP, UPI); Chuck Foreman, RB (AP, UPI); Paul Krause, S (AP, UPI); Alan Page, DT (AP, UPI); Fran Tarkenton, QB (AP, UPI); Ed White, G (AP, UPI); Ron Yary, T (AP, UPI)                 |

# HONORS & AWARDS

|      |  |
|------|--|
| 1976 | Sammy White, WR (UPI); Ron Yary, T (AP,UPI); Ed White, G (UPI); Fran Tarkenton, QB(UPI); Chuck Foreman, RB (AP, UPI); AlanPage, DT (AP, UPI)   |
| 1977 | Matt Blair, LB (TSN); Chuck Foreman, RB(PFW, TSN); Alan Page, DT (UPI); Sammy White, WR (PFW); Ron Yary, T (UPI, PFW, TSN)   |
| 1978 | Matt Blair, LB (UPI, PFW); Sammy White,WR (UPI)  |
| 1979 | Ahmad Rashad, WR (UPI, PFW, SN); Matt Blair, LB (PFW)  |
| 1980 | Matt Blair, LB (UPI); Ahmad Rashad, WR (UPI)   |
| 1981 | Joe Senser, TE (UPI)   |
| 1982 | Doug Martin, DE (UPI, PFW)   |
| 1986 | Tommy Kramer, QB (UPI)   |
| 1987 | Joey Browner, S (UPI, PFW, FN); Chris Doleman, DE (UPI, PFW, FN); Gary Zimmerman, T (UPI, PFW, FN); Steve Jordan,TE (UPI); Anthony Carter, WR (FN)   |
| 1988 | Joey Browner, S (UPI); Carl Lee, CB (UPI); GaryZimmerman, T (UPI)  |
| 1989 | Chris Doleman, DE (UPI, PFW); Keith Millard,DT (UPI, PFW); Randall McDaniel, G (PFW); Joey Browner, S (PFW)  |
| 1990 | Joey Browner, S (UPI, FN); Randall McDaniel,G (UPI); Carl Lee, CB (FN); Henry Thomas, DT (FN)  |
| 1993 | Randall McDaniel, G (UPI, FN); John Randle,DT (UPI, FN); Chris Doleman, DE (UPI)   |
| 1994 | Cris Carter, WR (FN, UPI); Randall McDaniel,G (FN, UPI); John Randle, DT (FN, UPI); FuadReveiz, K(FN, UPI); Jack Del Rio, LB (FN)  |
| 1995 | Randall McDaniel, G (FN, UPI), David Palmer, PR(FN), John Randle, DT(FN, UPI)  |
| 1996 | Randall McDaniel, G (UPI, FN); John Randle ,DT (UPI)   |
| 1997 | Cris Carter, WR (FN); Randall McDaniel, G(PFW, FN); David Palmer, PR (PFW); JohnRandle, DT (PFW, FN, USA); Todd Steussie,T (PFW, FN)   |
| 1998 | Gary Anderson, K (FN, PFW); Jeff Christy, C(FN, PFW); Randall Cunningham, QB (FN,PFW); Randall McDaniel, G (FN, PFW); RandyMoss, WR (FN, PFW); John Randle, DT (FN,PFW); Dwayne Rudd, LB (FN); Todd Steussie,T (PFW) |
| 1999 | Mitch Berger, P (PFW); Cris Carter, WR (PFW);Jeff Christy, C (PFW)   |
| 2000 | Matt Birk, C (PFW, FN); Daunte Culpepper, QB(PFN); Randy Moss, WR (CPFW,FN); Robert Smith, RB (PFW, FN)  |
| 2002 | Randy Moss, WR (PFW)   |
| 2003 | Matt Birk, C (PFW); Randy Moss, WR (PFW)   |
| 2004 | Daunte Culpepper, QB (PFW); Kevin Williams, DT (PFW)   |
| 2005 | Koren Robinson, KR (PFW); Darren Sharper, S (PFW)  |
| 2006 | Steve Hutchinson, G (PFW), Pat Williams,DT (PFW)   |
| 2007 | Matt Birk, C (PFW), Steve Hutchinson, G (PFW), Adrian Peterson, RB (PFW), Darren Sharper, S (PFW), Kevin Williams, DT (PFW),Pat Williams, DT (PFW)   |
| 2008 | Steve Hutchinson, G(PFW), Adrian Peterson, RB (PFW), Kevin Williams, DT (PFW), Antoine Winfield, CB (PFW)  |
| 2009 | Adrian Peterson, RB (PFW)  |
| 2010 | Adrian Peterson, RB (PFW)  |
| 2011 | Jared Allen, DE (PFW)  |
| 2012 | Jared Allen, DE (PFWA), Adrian Peterson,RB (PFWA), John Sullivan, C (PFWA), Blair Walsh, K (PFWA)  |
| 2013 | Cordarrelle Patterson, KR (PFWA)   |
| 2015 | Cordarrelle Patterson, KR (PFWA), Adrian Peterson, RB (PFWA)   |
| 2016 | Cordarrelle Patterson, KR (PFWA), Marcus Sherels, PR (PFWA)  |
| 2017 | Harrison Smith, S (PFWA)   |
| 2018 | Danielle Hunter, DE (PFWA), Harrison Smith, S (PFWA)   |
| 2019 | Eric Kendricks, LB (AP), Dalvin Cook, RB (PFWA), Danielle Hunter, DE (PFWA), Harrison Smith, S (PFWA), Anthony Harris, S (PFWA)  |
| 2020 | Dalvin Cook, RB (PFWA)   |
| 2021 | Dalvin Cook, RB (PFWA), Kene Nwangwu, KR (PFWA)  |

## NFL COACH OF THE YEAR

|      |  |
|------|--|
| 1969 | Bud Grant (AP, PFW, TSN)                 |
| 1992 | Dennis Green (Washington Touchdown Club) |
| 1998 | Dennis Green (SI, Maxwell Club)          |

## NFC COACH OF THE YEAR

|      |                           |
|------|---------------------------|
| 1992 | Dennis Green, (UPI, CPFN) |
|------|---------------------------|

## BERT BELL AWARD (PLAYER OF THE YEAR)

|      |                        |
|------|------------------------|
| 1975 | Fran Tarkenton, QB     |
| 1998 | Randall Cunningham, QB |
| 2008 | Adrian Peterson, RB    |
| 2012 | Adrian Peterson, RB    |

## NFL OFFENSIVE PLAYER OF THE YEAR

|      |                                     |
|------|-------------------------------------|
| 1975 | Fran Tarkenton, QB (PFW)            |
| 1998 | Randall Cunningham, QB (CPFW)       |
| 2012 | Adrian Peterson, RB (AP, PFW/PFWA)  |
| 2022 | Justin Jefferson, WR (AP, PFW/PFWA) |

## NFL DEFENSIVE PLAYER OF THE YEAR

|      |                             |
|------|-----------------------------|
| 1971 | Alan Page, DT (PFW)         |
| 1973 | Alan Page, DT (PFW)         |
| 1989 | Keith Millard, DT (AP, PFW) |

## NFC PLAYER OF THE YEAR

|      |                             |
|------|-----------------------------|
| 1974 | Chuck Foreman (TSN)         |
| 1975 | Fran Tarkenton (TSN)        |
| 1998 | Randall Cunningham, QB (FN) |

## NFC DEFENSIVE PLAYER OF THE YEAR

|      |                         |
|------|-------------------------|
| 1992 | Chris Doleman, DE (UPI) |
| 2011 | Jared Allen, DE (TSN)   |

## NFL LINEMAN OF THE YEAR

|      |                      |
|------|----------------------|
| 1973 | Alan Page, DT (PFWA) |
|------|----------------------|

## NFL COMEBACK PLAYER OF THE YEAR

|      |                                |
|------|--------------------------------|
| 1986 | Tommy Kramer, QB (PFW)         |
| 2012 | Adrian Peterson, RB (PFW/PFWA) |

## NFL ROOKIE OF THE YEAR

|      |                                      |
|------|--------------------------------------|
| 1963 | Paul Flatley, WR (AP, UPI, NEA, TSN) |
| 1973 | Chuck Foreman, RB (AP, PFWA)         |
| 1976 | Sammy White, WR (AP, PFWA)           |
| 1998 | Randy Moss, WR (TSN, FN, PFW, SI)    |
| 2007 | Adrian Peterson, RB (TSN, PFW, SI)   |
| 2009 | Percy Harvin, WR/KR (Pepsi)          |
| 2014 | Teddy Bridgewater, QB (Pepsi)        |
| 2020 | Justin Jefferson, WR (TSN)           |

## NFL OFFENSIVE ROOKIE OF THE YEAR

|      |                               |
|------|-------------------------------|
| 1973 | Chuck Foreman, RB, (PFW)      |
| 1976 | Sammy White, WR, (PFW, PD)    |
| 1998 | Randy Moss, WR (AP, FD, CPFW) |
| 2007 | Adrian Peterson, RB (AP, PFW) |
| 2009 | Percy Harvin, WR/KR (AP, PFW) |

## NFL DEFENSIVE ROOKIE OF THE YEAR

|      |                              |
|------|------------------------------|
| 1994 | Dewayne Washington, CB (PFN) |
|------|------------------------------|

## WALTER PAYTON AWARD - NFL MAN OF THE YEAR

|      |                 |
|------|-----------------|
| 1999 | Cris Carter     |
| 2010 | Madiou Williams |

## NFL ALUMNI PLAYERS OF THE YEAR

|      |  |
|------|--|
| 1988 | Anthony Carter (WR), Joey Browner (DB)   |
| 1992 | Randall McDaniel (OL)  |
| 1994 | Cris Carter (WR)   |
| 1998 | Gary Anderson (ST), Randall Cunningham (QB), Randy Moss (WR), John Randle (DL) |
| 2000 | Cris Carter (WR), Daunte Culpepper (QB)  |
| 2006 | Steve Hutchinson (OL)  |
| 2008 | Adrian Peterson (RB)   |
| 2009 | Steve Hutchinson (OL), Jared Allen (DL)  |

## NFL ALUMNI CAREER ACHIEVEMENT AWARD

|      |           |
|------|-----------|
| 1995 | Alan Page |
|------|-----------|

## NFL ROOKIE OF THE YEAR

|      |                                   |
|------|-----------------------------------|
| 1973 | Chuck Foreman, RB (Wheaties, TSN) |
| 1976 | Sammy White, WR (UPI, TSN, NEA)   |
| 1998 | Randy Moss, WR (PFWA)             |

## NFC OFFENSIVE ROOKIE OF THE YEAR

|      |                       |
|------|-----------------------|
| 1998 | Randy Moss, WR (PFWA) |
|------|-----------------------|

# HONORS & AWARDS

## 1,000 YARD CLUB

Given to the outstanding blocker in the NFL

|      |                    |
|------|--------------------|
| 1969 | Mick Tingelhoff, C |
| 1975 | Ron Yary, T        |

## GOLDEN TOE AWARD

|      |               |
|------|---------------|
| 1994 | Fuad Reveiz   |
| 1998 | Gary Anderson |
| 2012 | Blair Walsh   |

## VIKINGS AWARDS

### KOREY STRINGER GOOD GUY AWARD

In 2001 the Twin Cities chapter of the Pro Football Writers of America awarded the first Korey Stringer Good Guy Award in honor of the late Vikings lineman. The award is voted on annually by members of the Twin Cities media and presented to the Vikings player who is the most cooperative and has the best attitude with the media.

|      |                       |
|------|-----------------------|
| 2001 | Byron Chamberlain, TE |
| 2002 | Matt Birk, C          |
| 2003 | Daunte Culpepper, QB  |
| 2004 | Daunte Culpepper, QB  |
| 2005 | Koren Robinson, WR    |
| 2006 | Antoine Winfield, CB  |
| 2007 | Ben Leber, LB         |
| 2008 | Bobby Wade, WR        |
| 2009 | Visanthe Shiancoe, TE |
| 2010 | Ben Leber, LB         |
| 2011 | Percy Harvin, WR      |
| 2012 | Chad Greenway, LB     |
| 2013 | Kevin Williams, DT    |
| 2014 | Brian Robison, DE     |
| 2015 | Captain Munnerlyn, CB |
| 2016 | Captain Munnerlyn, CB |
| 2017 | Adam Thielen, WR      |
| 2018 | Latavius Murray, RB   |
| 2019 | Anthony Harris, S     |
| 2020 | Dalvin Cook, RB       |
| 2021 | Justin Jefferson, WR  |
| 2022 | Patrick Peterson, CB  |

### ED BLOCK COURAGE AWARD

Each year, the Ed Block Courage Awards honors those National Football League players who exemplify commitments to the principles of sportsmanship and courage. This award is unique in that the recipients are selected solely by a vote of their teammates.

|      |                        |
|------|------------------------|
| 1984 | Steve Riley, T         |
| 1985 | Keith Nord, S          |
| 1986 | Walker Lee Ashley, LB  |
| 1987 | Scott Studwell, LB     |
| 1988 | Leo Lewis, WR          |
| 1989 | Jim Gustafson, WR      |
| 1990 | Gary Zimmerman, T      |
| 1991 | Terry Allen, RB        |
| 1992 | Darrin Nelson, RB      |
| 1993 | Henry Thomas, DT       |
| 1994 | Cris Carter, WR        |
| 1995 | John Randle, DT        |
| 1996 | Scottie Graham, RB     |
| 1997 | Robert Smith, RB       |
| 1998 | Randall Cunningham, QB |
| 1999 | Robert Griffith, S     |
| 2000 | Gary Anderson, K       |
| 2001 | Daunte Culpepper, QB   |
| 2002 | Lewis Kelly, G         |
| 2003 | Eric Kelly, CB         |
| 2004 | Corey Chavous, S       |
| 2005 | Koren Robinson, WR     |
| 2006 | Matt Birk, C           |
| 2007 | Chad Greenway, LB      |
| 2008 | Kenechi Udeze, DE      |

|      |                       |
|------|-----------------------|
| 2009 | E.J. Henderson, LB    |
| 2010 | Cedric Griffin, CB    |
| 2011 | Anthony Herrera, G    |
| 2012 | Adrian Peterson, RB   |
| 2013 | Kevin Williams, DT    |
| 2014 | Greg Jennings, WR     |
| 2015 | Phil Loadholt, T      |
| 2016 | Teddy Bridgewater, QB |
| 2017 | Kyle Rudolph, TE      |
| 2018 | Everson Griffen, DE   |
| 2019 | Linval Joseph, DT     |
| 2020 | Cam Smith, LB         |
| 2021 | Anthony Barr, LB      |
| 2022 | Blake Proehl, WR      |

### VIKINGS COMMUNITY MAN OF THE YEAR

The Vikings long tradition of being active in the community through charitable contributions and activities along with focused attention on youth health, education and welfare is reflected annually when a player is selected to represent the club for the NFL- sponsored Walter Payton Man of the Year award.

|      |                 |
|------|-----------------|
| 1996 | Cris Carter     |
| 1997 | Cris Carter     |
| 1998 | Cris Carter     |
| 1999 | Cris Carter     |
| 2000 | Robert Griffith |
| 2001 | Matt Birk       |
| 2002 | Matt Birk       |
| 2003 | Matt Birk       |
| 2004 | Matt Birk       |
| 2005 | Matt Birk       |
| 2006 | Matt Birk       |
| 2007 | Matt Birk       |
| 2008 | Matt Birk       |
| 2009 | EJ Henderson    |
| 2010 | Madieu Williams |
| 2011 | Chad Greenway   |
| 2012 | Adrian Peterson |
| 2013 | John Sullivan   |
| 2014 | Chad Greenway   |
| 2015 | Chad Greenway   |
| 2016 | Chad Greenway   |
| 2017 | Kyle Rudolph    |
| 2018 | Kyle Rudolph    |
| 2019 | Kyle Rudolph    |
| 2020 | Eric Kendricks  |
| 2021 | Anthony Barr    |
| 2022 | Adam Thielen    |

## PRO BOWLS

### MOST PRO BOWL SEASONS

|    |                          |                         |
|----|--------------------------|-------------------------|
| 11 | Randall McDaniel, G      | 1989-99                 |
| 9  | Alan Page, DT            | 1989-99                 |
| 8  | Cris Carter, WR          | 1993-00                 |
| 7  | Ron Yary, T              | 1971-77                 |
|    | Adrian Peterson, RB      | 2007-10, '12-13, '15    |
| 6  | Joey Browner, S          | 1985-90                 |
|    | Matt Blair, LB           | 1977-82                 |
|    | Chris Doleman, DE        | 1987-90, '92-93         |
|    | Carl Eller, DE           | 1968-71, '73-74         |
|    | Paul Krause, S           | 1969, '71-75            |
|    | Steve Jordan, TE         | 1986-91                 |
|    | John Randle, DT          | 1993-98                 |
|    | Mick Tingelhoff, C       | 1964-69                 |
|    | Matt Birk, C             | 2000-01, '03-04, '06-07 |
|    | Kevin Williams, DT       | 2004, '06-10            |
|    | <b>Harrison Smith, S</b> | <b>2015-19, '21</b>     |

### MOST PRO BOWL STARTS

|    |                     |                 |
|----|---------------------|-----------------|
| 11 | Randall McDaniel, G | 1989-99         |
| 7  | Alan Page, DT       | 1968-71, '73-75 |



# HONORS & AWARDS

|   |                     |                   |
|---|---------------------|-------------------|
|   | Ron Yary, T         | 1971-77           |
| 6 | John Randle, DT     | 1993-98           |
| 5 | Chris Doleman, DE   | 1987-90, '92      |
|   | Adrian Peterson, RB | 2007-09, '12, '15 |

## VIKINGS PRO BOWL MVPS

|                     |      |
|---------------------|------|
| Fran Tarkenton, QB  | 1964 |
| Ahmad Rashad, WR    | 1978 |
| Randy Moss, WR      | 1999 |
| Adrian Peterson, RB | 2007 |
| Kyle Rudolph, TE    | 2012 |

## PRO BOWL PLAYERS

**Bold – Starter**, ^Pro Bowl hosted virtually through Madden NFL 21, \* Did not play

|      |  |
|------|--|
| 1961 | Hugh McElhenny, HB; Jerry Reichow, E   |
| 1962 | Tommy Mason, HB  |
| 1963 | <b>Tommy Mason, HB; Grady Alderman, T; Rip Hawkins, LB</b>   |
| 1964 | Tommy Mason, HB; Grady Alderman, T; Mick Tingelhoff, C; Fran Tarkenton, QB, Bill Brown, RB   |
| 1965 | Grady Alderman, T; Bill Brown, FB; Fran Tarkenton, QB; Mick Tingelhoff, C  |
| 1966 | Paul Flatley, E; <b>Grady Alderman, T; Milt Sunde, G; Mick Tingelhoff, C</b>   |
| 1967 | <b>Mick Tingelhoff, C; Grady Alderman, T; Bill Brown, FB</b>   |
| 1968 | <b>Mick Tingelhoff, C; Bill Brown, FB; Carl Eller, DE; Jim Marshall, DE; Alan Page, DT</b>   |
| 1969 | Carl Eller, DE; Joe Kapp, QB; <b>Paul Krause, S; Gary Larsen, DT; Jim Marshall, DE; Alan Page, DT; Gene Washington, WR; Mick Tingelhoff, C</b>                           |
| 1970 | Fred Cox, K; <b>Carl Eller, DE; Karl Kassulke, S; Gary Larsen, DT; Dave Osborn, HB; Alan Page, DT; Gene Washington, WR</b>   |
| 1971 | Carl Eller, DE; <b>Alan Page, DT; Paul Krause, DB; Ron Yary, T; Bob Grim, WR</b>   |
| 1972 | <b>John Gilliam, WR; Paul Krause, DB; Alan Page, DT; Ron Yary, T</b>   |
| 1973 | <b>Chuck Foreman, RB; John Gilliam, WR; Paul Krause, S; Alan Page, DT; Jeff Siemon, LB; Ron Yary, T; *Carl Eller, DE</b>   |
| 1974 | <b>Carl Eller, DE; Chuck Foreman, RB; John Gilliam, WR; Paul Krause, S; Alan Page, DT; *Fran Tarkenton, QB; Ron Yary, T</b>  |
| 1975 | Bobby Bryant, DB; <b>Chuck Foreman, RB; John Gilliam, WR; Paul Krause, S; Alan Page, DT; Jeff Siemon, LB; *Fran Tarkenton, QB; Ed White, G; Ron Yary, T</b>              |
| 1976 | Jeff Siemon, LB; <b>Ed White, G; Ron Yary, T; Sammy White, WR; *Chuck Foreman, RB; *Fran Tarkenton, QB; *Alan Page, DT</b>   |
| 1977 | Matt Blair, LB; Chuck Foreman, RB; Jeff Siemon, LB; <b>Ed White, G; Sammy White, WR; Ron Yary, T</b>   |
| 1978 | <b>Matt Blair, LB; Ahmad Rashad, WR</b>  |
| 1979 | Matt Blair, LB; <b>Ahmad Rashad, WR</b>  |
| 1980 | <b>Matt Blair, LB; Ahmad Rashad, WR</b>  |
| 1981 | <b>Matt Blair, LB; Ahmad Rashad, WR; *Joe Senser, TE</b>   |
| 1982 | Matt Blair, LB   |
| 1984 | Jan Stenerud, K  |
| 1985 | Joey Browner, special teams  |
| 1986 | <b>Tommy Kramer, QB; Joey Browner, S; Steve Jordan, TE</b>   |
| 1987 | <b>Joey Browner, S; Chris Doleman, DE; Scott Studwell, LB; Anthony Carter, WR; Steve Jordan, TE; Gary Zimmerman, T</b>   |
| 1988 | <b>Joey Browner, S; Chris Doleman, DE; Carl Lee, CB; Keith Millard, DT; Scott Studwell, LB; Anthony Carter, WR; Steve Jordan, TE; Wade Wilson, QB; Gary Zimmerman, T</b> |

|       |  |
|-------|--|
| 1989  | <b>Joey Browner, S; Chris Doleman, DE; Carl Lee, CB; Keith Millard, DT; Steve Jordan, TE; Randall McDaniel, G; Gary Zimmerman, T</b>   |
| 1990  | <b>Joey Browner, S; Chris Doleman, DE; Carl Lee, CB; Steve Jordan, TE; Randall McDaniel, G</b>   |
| 1991  | Steve Jordan, TE; <b>Randall McDaniel, G; Henry Thomas, NT</b>   |
| 1992  | <b>Chris Doleman, DE; Randall McDaniel, G; *Audray McMillian, CB; Todd Scott, S; Henry Thomas, DT; Gary Zimmerman, T</b>   |
| 1993  | Cris Carter, WR; Chris Doleman, DE; <b>Randall McDaniel, G; John Randle, DT</b>  |
| 1994  | <b>Cris Carter, WR; Jack Del Rio, LB; Randall McDaniel, G; Warren Moon, QB; John Randle, DT; Fuad Reveiz, K</b>  |
| 1995  | Cris Carter, WR; <b>Randall McDaniel, G; Warren Moon, QB; John Randle, DT</b>  |
| 1996  | Cris Carter, WR; <b>Randall McDaniel, G; John Randle, DT</b>   |
| 1997  | <b>Cris Carter, WR; Randall McDaniel, G; John Randle, DT; Todd Steussie, T</b>   |
| 1998  | Gary Anderson, K; Cris Carter, WR; <b>Jeff Christy, C; Randall Cunningham, QB; *Ed McDaniel, LB; Randall McDaniel, G; Randy Moss, WR; John Randle, DT; Robert Smith, RB; Todd Steussie, T</b>                  |
| 1999  | Mitch Berger, P; <b>Cris Carter, WR; Jeff Christy, C; Randall McDaniel, G; Randy Moss, WR</b>  |
| 2000  | Matt Birk, C; <b>Cris Carter, WR; Daunte Culpepper, QB; Robert Griffith, S; *Randy Moss, WR; *Robert Smith, RB; Korey Stringer, T</b>  |
| 2001  | *Matt Birk, C; Byron Chamberlain, TE   |
| 2002  | Michael Bennett, RB; *Randy Moss, WR   |
| 2003  | <b>Matt Birk, C; Corey Chavous, S; Daunte Culpepper, QB; *Randy Moss, WR</b>   |
| 2004  | Matt Birk, C; Daunte Culpepper, QB; <b>Kevin Williams, DT</b>  |
| 2005  | Koren Robinson, KR; <b>Darren Sharper, S</b>   |
| 2006  | <b>Matt Birk, C; Steve Hutchinson, G; Kevin Williams, DT; Pat Williams, DT</b>   |
| 2007  | Matt Birk, C; <b>Steve Hutchinson, G; Adrian Peterson, RB; Tony Richardson, FB; Darren Sharper, S; Kevin Williams, DT; Pat Williams, DT</b>  |
| 2008  | Jared Allen, DE; <b>Steve Hutchinson, G; Adrian Peterson, RB; Kevin Williams, DT; Pat Williams, DT; Antoine Winfield, CB</b>   |
| 2009  | <b>Jared Allen, DE; Heath Farwell, LB; *Brett Favre, QB; *Percy Harvin, WR/KR; Steve Hutchinson, G; *Bryant McKinnie, T; Adrian Peterson, RB; *Sidney Rice, WR; *Kevin Williams, DT; *Antoine Winfield, DB</b> |
| 2010  | *E.J. Henderson, LB; Adrian Peterson, RB; *Kevin Williams, DT; Antoine Winfield, CB  |
| 2011  | <b>Jared Allen, DE; Chad Greenway, LB</b>  |
| 2012  | Jared Allen, DE; <b>Jerome Felton, FB; Chad Greenway, LB; Matt Kalil, T; Adrian Peterson, RB; Kyle Rudolph, TE; Blair Walsh,</b>   |
| 2013  | Cordarrelle Patterson, KR; *Adrian Peterson, RB  |
| 2015  | Anthony Barr, LB; Teddy Bridgewater, QB; Everson Griffen, DE; <b>Adrian Peterson, RB; Harrison Smith, S</b>  |
| 2016  | Anthony Barr, LB; <b>Everson Griffen, DE; Linval Joseph, DT; Cordarrelle Patterson, KR; Xavier Rhodes, CB; Harrison Smith, S</b>   |
| 2017  | *Anthony Barr, LB; *Everson Griffen, DE; Linval Joseph, DT; <b>Xavier Rhodes, CB; Kyle Rudolph, TE; Harrison Smith, S; Adam Thielen, WR</b>  |
| 2018  | <b>Anthony Barr, LB; Danielle Hunter, DE; Harrison Smith, S; Adam Thielen, WR</b>  |
| 2019  | <b>Dalvin Cook, RB; Kirk Cousins, QB; Everson Griffen, DE; C.J. Ham, FB; Danielle Hunter, DE; Eric Kendricks, LB; Xavier Rhodes, CB; Harrison Smith, S</b>   |
| 2020^ | <b>Dalvin Cook, RB; Justin Jefferson, WR</b>   |
| 2021  | <b>Dalvin Cook, RB; Justin Jefferson, WR; Harrison Smith, S; Brian O'Neill, T; Kirk Cousins, QB</b>  |
| 2022  | Justin Jefferson, WR; Kirk Cousins, QB; T.J. Hockenson, TE; Zadarus Smith, OLB; Andrew DePaola, LS; Dalvin Cook, RB; DE Danielle Hunter  |

# NFL TEAMS OF THE DECADES

**\*\*All-Decade Teams Chosen by the Pro Football Hall of Fame\*\***

## 1960s ALL-DECADE TEAM

### OFFENSE

SE - Del Shofner  
SE - Charley Taylor  
FL - Gary Collins  
FL - Boyd Dowler  
TE - John Mackey  
T - Bob Brown  
T - Forrest Gregg  
T - Ralph Neely  
G - Gene Hickerson  
G - Jerry Kramer  
G - Howard Mudd  
G - Jim Ringo  
QB - Sonny Jurgenson  
QB - Bart Starr  
QB - Johnny Unitas  
HB - John David Crow  
HB - Paul Hornung  
HB - LeRoy Kelly  
HB - Gale Sayers  
FB - Jim Brown  
FB - Jim Taylor  
K - Jim Bakken  
K - Jim Bakken

### DEFENSE

DE - Doug Atkins  
DE - Willie Davis  
DE - Deacon Jones  
DT - Alex Karras  
DT - Bob Lilly  
DT - Merlin Olsen  
LB - Dick Butkus  
LB - Larry Morris  
LB - Ray Nitschke  
LB - Tommy Nobis  
LB - Dave Robinson  
CB - Herb Adderly  
CB - Lem Barney  
CB - Bobby Boyd  
S - Willie Wood  
S - Eddie Meador  
S - Larry Wilson

### SPECIALISTS

P - Don Chandler

## 1970s ALL-DECADE TEAM

### OFFENSE

WR - Harold Carmichael  
WR - Drew Pearson  
WR - Lynn Swann  
WR - Paul Warfield  
TE - Dave Casper  
TE - Charlie Sanders  
T - Dan Dierdorf  
T - Art Shell  
T - Rayfield Wright

### **T - RON YARY**

G - Joe DeLamielleure  
G - John Hannah  
G - Larry Little  
G - Gene Upshaw  
C - Jim Langer  
C - Mike Webster  
QB - Terry Bradshaw  
QB - Ken Stabler  
QB - Roger Staubach  
RB - Earl Campbell  
RB - Franco Harris  
RB - Walter Payton  
RB - O.J. Simpson  
K - Garo Yepremian  
K - Jim Bakken

### DEFENSE

### **DE - CARL ELLER**

DE - L.C. Greenwood  
DE - Harvey Martin  
DE - Jack Youngblood  
DT - Joe Greene  
DT - Bob Lilly  
DT - Merlin Olsen

### **DT - ALAN PAGE**

LB - Bobby Bell  
LB - Robert Brazile  
LB - Dick Butkus  
LB - Jack Ham  
LB - Ted Hendricks  
LB - Jack Lambert  
CB - Willie Brown  
CB - Jimmy Johnson  
CB - Roger Wehrli  
CB - Louis Wright  
S - Dick Anderson  
S - Cliff Harris  
S - Ken Houston  
S - Larry Wilson

### SPECIALISTS

P - Ray Guy

## 1980s ALL-DECADE TEAM

### OFFENSE

WR - Jerry Rice  
WR - Steve Largent  
WR - James Lofton  
WR - Art Monk  
TE - Kellen Winslow  
TE - Ozzie Newsome  
T - Anthony Munoz  
T - Jim Covert

### **T - GARY ZIMMERMAN**

T - Joe Jacoby  
G - John Hannah  
G - Russ Grimm  
G - Bill Fralic  
G - Mike Munchak  
C - Dwight Stephenson  
C - Mike Webster  
QB - Joe Montana  
QB - Dan Fouts  
RB - Walter Payton  
RB - Eric Dickerson  
RB - Roger Craig  
RB - John Riggins

### DEFENSE

DE - Reggie White  
DE - Howie Long  
DE - Lee Roy Selmon  
DE - Bruce Smith  
DT - Randy White  
DT - Dan Hampton  
DT - Dave Butz

### **DT - KEITH MILLARD**

LB - Mike Singletary  
LB - Lawrence Taylor  
LB - Ted Hendricks  
LB - Jack Lambert  
LB - Andre Tippett  
LB - John Anderson  
LB - Carl Banks  
CB - Mike Haynes  
CB - Mel Blount  
CB - Frank Minnifield  
CB - Lester Hayes  
S - Ronnie Lott  
S - Kenny Easley  
S - Deron Cherry

### **S - JOEY BROWNER**

S - Nolan Cromwell

### SPECIALISTS

P - Sean Landeta  
P - Reggie Roby  
K - Morten Andersen  
K - Gary Anderson  
K - Eddie Murray  
PR - Billy Johnson  
PR - John Taylor  
KR - Mike Nelms  
KR - Rick Upchurch

## 1990s ALL-DECADE TEAM

### OFFENSE

### **WR - CRIS CARTER**

WR - Jerry Rice  
WR - Tim Brown  
WR - Michael Irvin  
TE - Shannon Sharpe  
TE - Ben Coates  
T - William Roaf

### **T - GARY ZIMMERMAN**

T - Tony Boselli  
T - Richmond Webb  
G - Bruce Matthews

### **G - RANDALL McDANIEL**

G - Larry Allen  
G - Steve Wisniewski  
C - Dermontti Dawson  
C - Mark Stepnoski  
QB - John Elway  
QB - Brett Favre  
RB - Barry Sanders  
RB - Emmitt Smith  
RB - Terrell Davis  
RB - Thurman Thomas

### DEFENSE

DE - Bruce Smith  
DE - Reggie White  
**DE - CHRIS DOLEMAN**  
DE - Neil Smith  
DT - Cortez Kennedy

### **DT - JOHN RANDLE**

DT - Warren Sapp  
DT - Bryant Young  
LB - Kevin Greene  
LB - Junior Seau  
LB - Derrick Thomas  
LB - Cornelius Bennett  
LB - Hardy Nickerson  
LB - Levon Kirkland  
CB - Deion Sanders  
CB - Rod Woodson  
CB - Darrell Green  
CB - Aeneas Williams  
S - Steve Atwater  
S - LeRoy Butler  
S - Carnell Lake  
S - Ronnie Lott

### SPECIALISTS

P - Darren Bennett  
P - Sean Landeta  
K - Morten Andersen  
**K - GARY ANDERSON**  
PR - Deion Sanders  
PR - Mel Gray  
KR - Michael Bates  
KR - Mel Gray

## 2000s ALL-DECADE TEAM

### OFFENSE

#### **WR - RANDY MOSS**

WR - Marvin Harrison  
WR - Torry Holt  
WR - Terrell Owens  
TE - Tony Gonzalez  
TE - Antonio Gates  
T - Walter Jones  
T - Jonathan Ogden  
T - Orlando Pace  
T - Willie Roaf  
G - Alan Faneca

#### **G - STEVE HUTCHINSON**

G - Larry Allen  
G - Will Shields  
C - Kevin Mawae  
C - Olin Kreutz  
QB - Tom Brady  
QB - Peyton Manning  
RB - LaDainian Tomlinson  
RB - Edgerrin James  
RB - Shaun Alexander  
RB - Jamal Lewis  
FB - Lorenzo Neal

### DEFENSE

DE - Dwight Freeney  
DE - Michael Strahan  
DE - Julius Peppers  
DE - Jason Taylor  
DT - Warren Sapp  
DT - Richard Seymour  
DT - La'Roi Glover

#### **DT - KEVIN WILLIAMS**

LB - Derrick Brooks  
LB - Ray Lewis  
LB - Brian Urlacher  
LB - Joey Porter  
LB - Zach Thomas  
LB - DeMarcus Ware  
CB - Champ Bailey  
CB - Charles Woodson  
CB - Ronde Barber  
CB - Ty Law  
S - Darren Sharper  
S - Ed Reed  
S - Brian Dawkins  
S - Troy Polamalu

### SPECIALISTS

P - Shane Lechler  
P - Brian Moorman  
K - Adam Vinatieri  
K - David Akers  
PR - Dante Hall  
PR - Devin Hester  
KR - Josh Cribbs  
KR - Dante Hall

## 2010s ALL-DECADE TEAM

### OFFENSE

WR - Antonio Brown  
WR - Larry Fitzgerald  
WR - Calvin Johnson  
WR - Julio Jones  
TE - Rob Gronkowski  
TE - Travis Kelce  
T - Jason Peters  
T - Tyron Smith  
T - Joe Staley  
T - Joe Thomas  
G - Jahri Evans  
G - Logan Mankins  
G - Zach Martin  
G - Marshal Yanda  
C - Alex Mack  
C - Maurkice Pouncey  
QB - Tom Brady  
QB - Aaron Rodgers

#### **RB - ADRIAN PETERSON**

RB - Frank Gore  
RB - Marshawn Lynch  
RB - LeSean McCoy  
Flex - Darren Sproles

### DEFENSE

DE - Calais Campbell  
DE - Cameron Jordan  
DE - Julius Peppers  
DE - J.J. Watt  
DT - Geno Atkins  
DT - Fletcher Cox  
DT - Aaron Donald  
DT - Ndamukong Suh  
LB - Chandler Jones  
LB - Luke Kuechly  
LB - Khalil Mack  
LB - Von Miller  
LB - Bobby Wagner  
LB - Patrick Willis  
CB - Patrick Peterson  
CB - Darrelle Revis  
CB - Richard Sherman  
S - Eric Berry  
S - Earl Thomas  
S - Eric Weddle  
DB - Chris Harris  
DB - Tyrann Mathieu

### SPECIALISTS

P - Johnny Hecker  
P - Shane Lechler  
K - Stephen Gostkowski  
K - Justin Tucker  
PR - Tyreek Hill  
PR - Darren Sproles  
**KR - CORDARRELLE PATTERSON**  
KR - Devin Hester

## HOMES OF THE VIKINGS



The Vikings played their home games for 21 seasons (1961-81) at Metropolitan Stadium and for 32 seasons (1982-2013) at Mall of America Field at the Hubert H. Humphrey Metrodome. The Vikings then moved outdoors to the campus of the University of Minnesota for 2 seasons (2014-15) while U.S. Bank Stadium was being constructed. Ground breaking for the new facility took place in December 2013 and the Vikings played the 1st game there in the 2016 preseason opener on August 28 vs. San Diego. U.S. Bank Stadium hosted Super Bowl LII and the 2019 NCAA Men's Final Four.

The Vikings have called four stadiums "home" in their 62-season history: Metropolitan Stadium in Bloomington, Mall of America Field at the Hubert H. Humphrey Metrodome in Minneapolis, TCF Bank Stadium on the campus of the University of Minnesota and U.S. Bank Stadium, located on the same site as the Metrodome in Minneapolis. On Sept. 10, 1961, the Vikings played their first-ever home game, a 21-17 preseason loss to the L.A. Rams at Metropolitan Stadium. Over 21 seasons the Vikings compiled a 97-59-4 record, including playoffs, at Met Stadium and possessed one of the most dominant home field advantages in professional football. On Dec. 20, 1981, the Vikings played the last game at the Met, a 10-6 loss to the Kansas City Chiefs. Capacity of the Met was 48,446 in the stadium's final year. The Vikings played their last season in the Metrodome in 2013 after the passage of a new stadium bill. The new Vikings stadium, U.S. Bank Stadium, was built on the Metrodome site with the Vikings playing their home games on the University of Minnesota's campus at TCF Bank Stadium from 2014-15.

The Vikings moved indoors in 1982 to the Metrodome in downtown Minneapolis. Seating capacity for the Metrodome was 64,134. In 32 seasons at the Metrodome the Vikings owned a 168-92 record, which includes a 6-4 mark in NFL playoff action. The 2013 season marked 32nd campaign in the Metrodome, 11 seasons longer than the Vikings played at Metropolitan Stadium. The Metrodome had been host to many marquee sporting events, including Super Bowl XXVI, the 1987 and 1991 World Series, the 1985 Major League Baseball All-Star Game, the 1992 and 2001 NCAA Final Four basketball tournaments and the 1998 NFC Championship Game. The Metrodome also hosted NCAA Men's Basketball Regionals in 2000, 2003 and 2005.

During their two-year stay at TCF Bank Stadium, which has a capacity of 54,000, the Vikings had an 11-5 regular season record, giving them the highest win percentage all-time among teams in a temporary stadium and became the only team to secure a playoff berth while playing in a temporary stadium. The final game played at TCF Bank Stadium, a Wild Card Playoff game vs. Seattle (1/10/16) was the coldest game in Vikings history and the 3rd-coldest game in NFL history with a kickoff temperature of minus-6 Fahrenheit.

U.S. Bank Stadium hosted the first regular season game on Sept. 18, 2016 in prime time matchup vs. Green Bay, a 17-14 Vikings win. Vikings TE Kyle Rudolph scored the 1st TD for the club in their new home on a pass from Sam Bradford against the Packers. The 1st playoff game in the stadium was one for the ages, a 29-24 win over New Orleans in the Divisional Round with the winning TD coming on a 61-yard pass to Stefon Diggs on the final play of the game. The Packers game on 12/23/19 drew a record home crowd of 67,157.

### Metropolitan Stadium

First Vikings Regular Season Game: vs. Chicago (9/17/61), 37-13 Vikings win  
Total Vikings Home Record at Met Stadium: 97-59-4 (.606), 160 games (regular season/playoffs)

### Mall of America Field at the Hubert H. Humphrey Metrodome

First Vikings Regular Season Game: vs. Tampa Bay (9/12/82), 17-10 Vikings win  
Total Vikings Home Record at Metrodome: 168-92-0 (.646), 260 games (regular season/playoffs)

### TCF Bank Stadium

First Vikings Regular Season Game: vs. Chicago Bears (12/20/10), 40-14 Vikings loss  
Total Vikings Home Record at TCF Bank Stadium: 11-7 (.611), 18 games (regular season/playoffs)

### U.S. Bank Stadium

First Vikings Regular Season Game: Green Bay Packers (9/18/16), 17-14 Vikings win  
Total Vikings Home Record at U.S. Bank Stadium: 39-18 (.684), 56 games (regular season/playoffs)



# **EXTRA POINTS**

**2023 MINNESOTA VIKINGS**

## VIKINGS TRAINING CAMP TRADITION

### TRAINING CAMP AT TCO PERFORMANCE CENTER

Since 2018, the Minnesota Vikings have held their summer training camp at Twin Cities Orthopedics Performance Center in Eagan, Minn. Prior to that, the Vikings spent 52 years on the campus of Minnesota State Mankato after hosting camp at Bemidji State from 1961-65.



The state-of-the-art TCO Performance Center features four grass outdoor fields, an indoor field and an artificial surface field at TCO Stadium. The new facility and camp can accommodate 5,000 fans daily. The 2023 camp marked the beginning of the team's 63rd season.



# VIKINGS RADIO NETWORK

## VOICES OF THE VIKINGS

Entering his 22nd season in 2023 as the Vikings radio play-by-play voice is KFAN radio morning personality Paul Allen. Joining Allen as the color commentator is former Vikings LB and coach Pete Bercich.

Allen's run started when he became the Vikings Internet webcast play-by-play voice during the 2000 season, and called one Vikings game during the 2001 season. Since that game, he has become the "Voice of the Vikings."

Bercich returns for his 18th season with the broadcast in 2023 and brings a decade of NFL experience from the field and sideline. A seventh-round draft pick by the Vikings in 1994, Bercich overcame the odds and played for the team from 1995-2000. A standout special teamer, Bercich parlayed his knowledge of the game into a coaching job with the team from 2002-05.

Entering his eighth season as part of the Vikings Radio Network broadcast, former Vikings LB Ben Leber reports from the sideline and joins the head coach and players in the postgame segment. Leber played for the Vikings from 2006-10 and has been a regular contributor to KFAN and VEN.



KFAN-FM (100.3) and KTLK-AM (1130 AM) serve as the flagship stations for the Minnesota Vikings Radio Network, which includes outlets in five states.

### MINNESOTA

| MARKET         | STATION | FREQUENCY |
|----------------|---------|-----------|
| Twin Cities    | KFAN-FM | 100.3     |
| Twin Cities    | KTLK-AM | 1130      |
| Ada            | KRJB-FM | 106.5     |
| Aitkin         | KKIN-FM | 94.3      |
| Albert Lea     | KQPR-FM | 96.1      |
| Alexandria     | KIKV-FM | 100.7     |
| Bagley/Fosston | KKCQ-FM | 96.7      |
| Benson         | KSCR-FM | 93.5      |
| Bemidji        | KBUN-AM | 1450      |
| Blue Earth     | KBEW-FM | 98.1      |
| Brainerd       | KBLB-FM | 93.3      |
| Brainerd       | KBLB-AM | 1380      |
| Crookston      | KROX-FM | 105.7     |
| Dassel-Cokato  | KARP-FM | 106.9     |
| Detroit Lakes  | KBOT-FM | 104.1     |
| Detroit Lakes  | KDLM-AM | 1340      |
| Duluth         | WEBC-AM | 560       |
| Duluth         | WWAX-FM | 92.1      |
| Ely            | WELY-AM | 1450      |
| Eveleth        | KRBT-AM | 1340      |
| Fergus Falls   | KBRF-AM | 1250      |
| Fergus Falls   | KZCR-FM | 103.3     |
| Grand Rapids   | KMFY-FM | 96.9      |
| Glencoe        | KGLB-AM | 1310      |
| Hibbing        | WMNT-AM | 650       |
| Int'l Falls    | KSDM-FM | 104.1     |
| Jackson        | KRAQ-FM | 105.7     |
| Marshall       | KARL-FM | 105.1     |
| Mankato        | KYSM-AM | 1230      |
| Mankato        | KXLP-FM | 94.1      |
| Pine City      | WCMP-FM | 100.9     |
| Rochester      | KRCH-FM | 101.7     |
| Rochester      | KFAN-AM | 1270      |
| Saint Cloud    | WJON-AM | 1240      |
| Saint Cloud    | KXXS-AM | 1390      |

|             |         |       |
|-------------|---------|-------|
| Wabasha     | WBHA-AM | 1190  |
| Wadena      | KKWS-FM | 105.9 |
| Willmar     | KWLM-AM | 1340  |
| Worthington | KWOA-AM | 730   |

### IOWA

|              |         |       |
|--------------|---------|-------|
| Cedar Rapids | WMT-AM  | 600   |
| Des Moines   | KXNO-AM | 1460  |
| Mason City   | KLKK-FM | 103.7 |
| Sioux City   | KMNS-AM | 620   |
| Spencer      | KICD-AM | 1240  |

### NORTH DAKOTA

|             |         |       |
|-------------|---------|-------|
| Bismarck    | KFYR-AM | 520   |
| Devils Lake | KDLR-AM | 1240  |
| Dickinson   | KLTC-AM | 1460  |
| Fargo       | KRWK-FM | 101.9 |
| Fargo       | KVOX-AM | 740   |
| Jamestown   | KXGT-FM | 98.3  |
| Lisbon      | KQLX-FM | 106.1 |
| Minot       | KRRZ-AM | 1390  |
| Oakes       | KDDR-AM | 1220  |
| Valley City | KOVC-AM | 1490  |
| Williston   | KEYZ-AM | 660   |

### SOUTH DAKOTA

|             |         |       |
|-------------|---------|-------|
| Aberdeen    | KMOM-FM | 105.5 |
| Mobridge    | KMLO-FM | 100.7 |
| Pierre      | KPLO-FM | 94.5  |
| Sisseton    | KBWS-FM | 102.9 |
| Sioux Falls | KWSN-AM | 1230  |
| Watertown   | KPHR-FM | 106.3 |
| Yankton     | WNAX-AM | 570   |

### WISCONSIN

|            |         |      |
|------------|---------|------|
| Eau Claire | WMEQ-AM | 880  |
| Rice Lake  | WKFX-FM | 99.1 |

### KEEPING FANS IN THE GAME

Vikings Entertainment Network (VEN) is the umbrella for all Vikings content and entertainment initiatives, including preseason TV, team TV shows, Vikings.com, social media, in-stadium programming as well as the Minnesota Vikings Cheerleaders (MVC), Skol Line Drum Team and Viktor the Viking.

The VEN move into Twin Cities Orthopedics Performance Center and the TCO Studios enabled the Vikings to connect with fans like never before, including through a live studio show.

The prime space inside TCO Performance Center provides various settings for different types of content, an expansion of the already robust lineup of offerings from VEN and new content.

“Vikings fans have consistently engaged with the inside access that VEN strives to provide, and we have a responsibility to continue to meet or exceed their programming demands,” said Vikings Vice President of Content and Production Bryan Harper. “TCO Studios has provided tremendous opportunities to deliver on those demands with meaningful content for our fans.”

The TCO Studios 1,750-square-foot main studio space features four scenic arrangements.

1. The main desk is positioned in front of a 3X3 video wall for traditional broadcasts.
2. An informal area for more relaxed content is positioned in front of a 2X2 video wall.
3. A social/interactive area features an 86-inch touchscreen.
4. A stand-up area features three vertical screens that can be combined.

TCO Studios’ main space can connect with the auditorium that is used by the Vikings for team meetings by raising an operable acoustic wall. This versatility creates an incredible set-up for the live show and allows TCO Studios to operate as a stage for other special events.





## GJALLARHORN SOUNDERS

### THE VIKINGS GJALLARHORN TRADITION

In Norse myth, the god Heimdallr serves as watchman for the other gods. He sits by the bridge over the river Gjoll at the end of the world. If hostile giants approach the bridge, Heimdallr sounds his horn. At the final battle in Norse mythology, the Ragnarok, Heimdallr will sound a mighty blast on the Gjallarhorn to awaken the other gods. It is from this the Minnesota Vikings have found use of the Gjallarhorn prior to their battles on the football field.

| <b>2007</b>             |                    |   |
|-------------------------|--------------------|---|
| <b>NAME</b>             | <b>GAME</b>        | <b>DESCRIPTION</b>  |
| Hub Meeds               | 8/10 - Rams        | Legendary Vikings Mascot  |
| TJ Johnson              | 8/30 - Cowboys     | Gjallarhorn Creator   |
| Rick Kraft              | 9/9 - Falcons      | Citizen Responder to I-35 Bridge Collapse                                       |
| Chuck Foreman           | 9/30 - Packers     | Vikings Ring of Honor RB  |
| Bud Grant               | 10/28 - Eagles     | Vikings Pro Football Hall of Fame Coach   |
| Jerry Burns             | 11/4 - Chargers    | Vikings Ring of Honor Coach   |
| Carl Eller              | 11/18 - Raiders    | Vikings Pro Football Hall of Fame DE  |
| John Kriesel            | 12/2 - Lions       | Honored War Veteran   |
| Mark Parrish            | 12/17 - Bears      | Wild All-Star Right Wing  |
| Joe Mauer               | 12/23 - Washington | Twins All-Star Catcher  |
| <br>                    |                    |   |
| <b>2008</b>             |                    |   |
| <b>NAME</b>             | <b>GAME</b>        | <b>DESCRIPTION</b>  |
| Dennis Koslowski        | 8/8 - Seahawks     | Olympic Medalist - Wrestling  |
| Ron Stolski             | 8/23 - Steelers    | Brainerd High School Football Coach   |
| Heath Farwell           | 9/14 - Colts       | Vikings Linebacker  |
| Robert Griffith         | 9/21 - Panthers    | Vikings Safety  |
| Eric Hilgenberg         | 10/12 - Lions      | Son of Former Vikings Linebacker  |
| Mardy Fish              | 11/2 - Texans      | International Tennis Pro  |
| Shawn Johnson           | 11/9 - Packers     | Olympic Gold Medalist - Gymnastics  |
| John Randle             | 11/30 - Bears      | Vikings Pro Football Hall of Fame DT  |
| Paul Krause             | 12/21 - Falcons    | Vikings Pro Football Hall of Fame S and NFL record holder with 81 interceptions |
| Syd Davy                | 12/28 - Giants     | Representing Vikings Fans   |
| Robert Smith            | 1/4 - Eagles       | Vikings Running Back  |
| <br>                    |                    |   |
| <b>2009</b>             |                    |   |
| <b>NAME</b>             | <b>GAME</b>        | <b>DESCRIPTION</b>  |
| Irv Cross               | 8/21 - Chiefs      | Former Sportscaster and NFL Player  |
| Rufus Bess              | 9/4 - Cowboys      | Vikings Cornerback  |
| Jim Marshall            | 9/27 - 49ers       | Vikings Ring of Honor DE  |
| Randall McDaniel        | 10/5 - Packers     | Vikings Pro Football Hall of Fame G   |
| Brock Lesnar            | 10/18 - Ravens     | UFC Heavyweight Champion / Gopher   |
| Capt. Dustin Snare      | 11/15 - Lions      | MN National Guard Soldier / Live from Iraq                                      |
| Tom Kelly               | 11/22 - Seahawks   | Twins Manager   |
| Scott Studwell          | 11/29 - Bears      | Vikings Ring of Honor Member  |
| Mick Tingelhoff         | 12/13 - Bengals    | Vikings Center and Pro Football Hall of Famer                                   |
| Neal Broten             | 1/3 - Giants       | Hockey Legend / Olympic Gold Medalist   |
| Joe Kapp                | 1/17 - Cowboys     | Vikings Quarterback   |
| <br>                    |                    |   |
| <b>2010</b>             |                    |   |
| <b>NAME</b>             | <b>GAME</b>        | <b>DESCRIPTION</b>  |
| Stu Voigt               | 8/28 - Seahawks    | Vikings Tight End   |
| Greg Coleman            | 9/2 - Broncos      | Vikings Punter  |
| Gene Washington         | 9/19 - Dolphins    | Vikings Wide Receiver   |
| Mike Morris             | 9/26 - Lions       | Vikings Long Snapper  |
| Michael Cuddyer         | 10/17 - Cowboys    | Twins First Baseman   |
| Sidney Rice             | 11/7 - Cardinals   | Vikings Wide Receiver   |
| Fred Zamberletti        | 11/21 - Packers    | Vikings Trainer and Ring of Honor Member  |
| Jeff Siemon             | 12/5 - Bills       | Vikings Linebacker  |
| <br>                    |                    |   |
| <b>2011</b>             |                    |   |
| <b>NAME</b>             | <b>GAME</b>        | <b>DESCRIPTION</b>  |
| Rich Frahm              | 8/27 - Cowboys     | Local 512 / Dome Roof Repair  |
| JT Brown                | 9/1 - Texans       | Frozen Four MVP / U of M Duluth   |
| Mona Dohman             | 9/18 - Buccaneers  | Minnesota Public Safety Commissioner  |
| Fred Cox                | 9/25 - Lions       | Vikings Kicker  |
| Tubby Smith             | 10/9 - Cardinals   | Gophers Basketball Coach  |
| Chris Doleman           | 10/23 - Packers    | Vikings Pro Football Hall of Fame DE  |
| Stan "Krusher" Kowalski | 11/20 - Raiders    | Minnesota U.S. Navy World War II Veteran / Pro Wrestling Icon                   |
| Paul Molitor            | 12/4 - Broncos     | St. Paul Native / Baseball Hall of Famer  |
| Kevin Love              | 12/18 - Saints     | Minnesota Timberwolves All-Star   |
| Butch Clayman           | 1/1 - Bears        | Representing Vikings Fans   |

**2012**

| <b>NAME</b>         | <b>GAME</b>        | <b>DESCRIPTION</b>                              |
|---------------------|--------------------|---|
| Jack Jablonski      | 8/17 - Bills       | Inspirational Injured Hockey Player             |
| Ted Brown           | 8/24 - Chargers    | Vikings Running Back                            |
| Larry Spooner       | 9/9 - Jaguars      | Representing Vikings Fans Stadium Push          |
| Josh Duhamel        | 9/23 - 49ers       | Hollywood Actor / Vikings Fan                   |
| Flip Saunders       | 10/7 - Titans      | NBA Coach / Gopher Alumnus                      |
| Juan Berenguer      | 10/21 - Cardinals  | Minnesota Twins Pitcher                         |
| Matt Blair          | 10/25 - Buccaneers | Vikings Ring of Honor LB                        |
| Betty Wall Strohfus | 11/11- Lions       | Female World War II Aviator                     |
| John Gagliardi      | 12/9 - Bears       | St. Johns University Football Coach             |
| Nicholas David      | 12/30 - Packers    | Finalist on <i>The Voice</i> / Minnesota Native |

**2013**

| <b>NAME</b>           | <b>GAME</b>       | <b>DESCRIPTION</b>                       |
|-----------------------|-------------------|--|
| LeRoy Bendickson      | 8/9 - Texans      | Vikings Season Ticket Holder / Activist  |
| Rickey Young          | 8/29 - Titans     | Vikings RB                               |
| Hubert H. Humphrey IV | 9/22- Browns      | Grandson of Hubert H. Humphrey           |
| David Haye            | 9/29 - Steelers   | British Professional Boxer               |
| Lindsay Whalen        | 10/13 - Panthers  | Lynx All-Star / Gopher Alumni / Olympian |
| Joey Browner          | 10/27 - Packers   | Vikings Safety and Ring of Honor member  |
| Cris Carter           | 11/7 - Washington | Vikings Pro Football Hall of Fame WR     |
| Jerry Reichow         | 12/1 - Bears      | Vikings Player Personnel                 |
| Daunte Culpepper      | 12/15 - Eagles    | Vikings Quarterback                      |
| Bud Grant             | 12/29 - Lions     | Vikings HOF Coach                        |

**2014**

| <b>NAME</b>       | <b>GAME</b>       | <b>DESCRIPTION</b>                                   |
|-------------------|-------------------|--|
| SSG Patrick Loch  | 8/8 - Raiders     | Minnesota Army National Guard                        |
| Derrick Langeslay | 8/16 - Cardinals  | New Stadium Construction Worker                      |
| Milt Sunde        | 9/14 - Patriots   | Gophers & Vikings Guard                              |
| Zach Lavine       | 9/28 - Falcons    | Minnesota Timberwolves Guard                         |
| Rose Murphy       | 10/12 - Lions     | Breast Cancer Survivor / Mother of Teddy Bridgewater |
| Tyrone Carter     | 11/2 - Washington | Gophers & Vikings Safety                             |
| SGT Tom Block     | 11/23 - Packers   | United States Army Ranger                            |
| Gary Larsen       | 11/30 - Panthers  | Vikings Defensive Tackle                             |
| Jerry Kill        | 12/7 - Jets       | University of Minnesota Head Football Coach          |
| Bryan Obadzinski  | 12/28 - Bears     | Longtime Vikings Fan                                 |

**2015**

| <b>NAME</b>     | <b>GAME</b>       | <b>DESCRIPTION</b>                                |
|-----------------|-------------------|---|
| Phil Housley    | 8/15 - Buccaneers | NHL Hall of Famer from St. Paul, Minnesota        |
| Maddyn Greenway | 8/22 - Raiders    | Daughter of Vikings LB Chad Greenway              |
| Alan Page       | 9/20 - Lions      | Vikings Hall of Fame DT, MN Supreme Court Justice |
| Fran Tarkenton  | 9/27 - Chargers   | Vikings Hall of Fame QB                           |
| Minnesota Lynx  | 10/18 - Chiefs    | The 2015 WNBA Champions                           |
| Eric Marts      | 11/8 - Rams       | Army Master Sergeant, 34th Infantry Division      |
| Devan Dubnyk    | 11/22- Packers    | Minnesota Wild Goalie                             |
| Phil Loadholt   | 12/6 - Seahawks   | Vikings Tackle                                    |
| Sid Hartman     | 12/20 - Bears     | Twin Cities Media Icon                            |
| Eric Kaler      | 12/27 - Giants    | University of Minnesota President                 |
| Rhett Ellison   | 1/10 - Seahawks   | Vikings Tight End                                 |

**2016**

| <b>NAME</b>   | <b>GAME</b>       | <b>DESCRIPTION</b>   |
|---------------|-------------------|--|
| David Plummer | 8/28 - Chargers   | Olympic Medalist and Former Gophers Swimmer                        |
| Dave Mansell  | 9/1 - Rams        | Mortenson Construction General Superintendent on U.S. Bank Stadium |
| Bud Grant     | 9/18 - Packers    | Vikings Head Coach and Pro Football HOFer                          |
| Randy Moss    | 10/3 - Giants     | Vikings WR & ESPN Analyst  |
| Tommy Kramer  | 10/9 - Texans     | Vikings QB   |
| Richard Nash  | 11/6 - Lions      | Adjutant General of Minnesota National Guard                       |
| Pete Bercich  | 11/20 - Cardinals | Vikings LB, coach and Vikings Radio Network Analyst                |
| Ron Yary      | 12/1 - Cowboys    | Vikings OT and Pro Football HOFer                                  |
| Carl Lee      | 12/18 - Colts     | Vikings CB   |
| Erik Haula    | 1/1/17 - Bears    | Minnesota Wild Center  |

**2017**

| <b>NAME</b>       | <b>GAME</b>       | <b>DESCRIPTION</b>  |
|-------------------|-------------------|---|
| E.J. Henderson    | 8/27 - 49ers      | Vikings LB and Vikings Youth Football Manager                         |
| Mark Sharockman   | 8/31 - Dolphins   | Son of Late Vikings CB Ed Sharockman                                  |
| Randy Moss        | 9/11 - Saints     | Former Vikings WR and Vikings Ring of Honor Inductee                  |
| P.J. Fleck        | 9/24 - Buccaneers | University of Minnesota Head Football Coach                           |
| Ahmad Rashad      | 10/1 - Lions      | Former Vikings WR and Vikings Ring of Honor Inductee                  |
| Hafpor Bjornsson  | 10/15 - Packers   | Professional Strongman and Actor 'Mountain' on <i>Game of Thrones</i> |
| Curtis Axel       | 10/22 - Ravens    | Star of World Wrestling Entertainment and Minnesota Native            |
| John Jensen       | 11/19 - Rams      | Major General of Minnesota National Guard                             |
| Robert J. O'Neill | 12/17 - Bengals   | Member of SEAL Team 6   |
| Joseph Votel      | 12/31 - Bears     | United States Army four-star General                                  |
| John Randle       | 1/14/18 - Saints  | Pro Football Hall of Famer and Vikings Ring of Honor Member           |

| <b>2018</b>                           | <b>GAME</b>                 | <b>DESCRIPTION</b>   |
|---------------------------------------|-----------------------------|--|
| <b>NAME</b><br>Joe Berger             | 8/18 - Jaguars              | Vikings Offensive Lineman  |
| Ryan Dungey                           | 8/24 - Seahawks             | Motocross/Supercross Champion and Belle Plaine, MN Native                              |
| Todd Steussie                         | 9/9 - 49ers                 | Vikings Pro Bowl T and Member of 1998 Team   |
| Zach Green                            | 9/23 - Bills                | Son of the Late Dennis Green on his Ring of Honor Induction Day                        |
| Chris Doleman                         | 10/14 - Cardinals           | Pro Football HOF, Ring of Honor DE Battling Glioblastoma                               |
| Jessie Diggins                        | 10/28 - Saints              | Olympic Gold Medalist Cross Country Skier and Afton, MN Native                         |
| Antoine Winfield                      | 11/11 - Lions               | Vikings Pro Bowl CB  |
| Olympic Curling Team                  | 11/25 - Packers             | 2018 Men's Gold Medal Curlers (John Shuster, Tyler George, John Landsteiner, Joe Polo) |
| Kent Hrbek                            | 12/16 - Dolphins            | Twins All-Star 1B, World Series Champion and Bloomington, MN Native                    |
| Brad Johnson                          | 12/30 - Bears               | Vikings QB   |
| <b>2019</b>                           |                             |  |
| <b>NAME</b><br>Taquarius Wair         | 8/18 - Seahawks             | Childhood Burn Victim, Football Player at Minneapolis North and Mesabi Range JC        |
| Nelson Cruz                           | 8/24 - Cardinals            | Minnesota Twins Star OF/DH   |
| Scott Studwell                        | 9/8 - Falcons               | Vikings ROH Member, retired after 42 years with organization as player and scout       |
| Jim Marshall                          | 9/22 - Raiders              | Marshall with Purple People Eaters teammates Alan Page, Gary Larsen and Carl Eller     |
| Keith Millard                         | 10/13 - Eagles              | Vikings DT and 1989 NFL Defensive Player of the Year                                   |
| Steve Jordan                          | 10/24 - Washington          | Vikings Ring of Honor Inductee and record-setting TE played for team 1982-94           |
| Jake Peterson                         | 11/17 - Broncos             | 10-year U.S. Army veteran and Green Beret  |
| Tyler Johnson                         | 12/8 - Lions                | Gophers WR from Minneapolis North HS, joined by native Minnesotan senior Gophers       |
| Brian Robison                         | 12/23 - Packers             | Vikings DE   |
| David Dixon                           | 12/29 - Bears               | Vikings G  |
| <b>2020</b>                           |                             |  |
| <b>NAME</b><br>Family of George Floyd | 9/13 - Packers              | Horn not sounded in honor of Floyd and others who no longer have a voice due to racism |
| Dr. Andrew Olson                      | 9/27 - Titans               | Bethesda Hospital Medical Director, Minnesota's COVID-19 Response Center               |
| Erika Rucks                           | 10/18 - Cardinals           | Lymphoma and breast cancer survivor, pediatric oncology nurse at UMN Children's        |
| Colonel Gregory Fix                   | 11/8 - Lions                | Commander of Minnesota's 34th Expeditionary Combat Aviation Brigade                    |
| Ryan Burnet                           | 11/22 - Cowboys             | Founder of Northside Boxing Club in NE Minneapolis                                     |
| Adrienne Diercks                      | 11/29 - Panthers            | Founder and Executive Director of Project Success                                      |
| Emily Hunt Turner                     | 12/6 - Jaguars              | CEO of All Square  |
| Patrick Healy                         | 12/20 - Bears               | Vikings Special Olympics Unified Flag Football team member                             |
| <b>2021</b>                           |                             |  |
| <b>NAME</b><br>Gable Steveson         | 8/14 - Broncos              | Olympic Gold Medalist  |
| Conrad Cardano                        | 8/21 - Colts                | Player Personnel Consultant  |
| Randall McDaniel                      | 9/26 - Seahawks             | Vikings Offensive Guard and Pro Football Hall of Famer                                 |
| Kevin Williams                        | 10/3 - Browns               | Vikings Ring of Honor Inductee   |
| Mark Rosen                            | 10/10 - Lions               | Twin Cities Broadcasting Legend  |
| Steve Hutchinson                      | 10/31 - Cowboys             | Vikings Offensive Guard and Pro Football of Famer                                      |
| Donald "Doc" E. Ballard               | 11/21 - Packers             | Navy and National Guard Veteran  |
| Paul Krause                           | 12/9 - Steelers             | Vikings Cornerback and Pro Football Hall of Famer                                      |
| Tony Olivia                           | 12/26 - Rams                | 2022 Baseball Hall of Fame Inductee  |
| Sammy White                           | 1/9/2 - Bears               | Vikings Legend and 2022 Black College Football Hall of Fame Inductee                   |
| <b>2022</b>                           |                             |  |
| <b>NAME</b><br>Sylvia Fowles          | 8/20 - 49ers                | Minnesota Lynx star, 2-time WNBA Finals MVP  |
| Cris Carter                           | 9/11 - Packers              | Vikings Hall of Fame WR  |
| Lonnie Warwick                        | 9/25 - Lions                | Vikings LB 1965-72   |
| Charlie Huizinga                      | 10/9 - Bears                | 9-year old leukemia survivor   |
| Jared Allen                           | 10/30 - Cardinals           | 2022 Ring of Honor inductee  |
| General Paul Nakasone                 | 11/20 - Cowboys             | Minnesota native and Army 4-star General, Commander of US Cyber Command                |
| Suni Lee                              | 11/24 - Patriots            | St. Paul native and 2020 Olympic gold medal-winning gymnast                            |
| Jarius Wright                         | 12/4 - Jets                 | Vikings WR 2012-17   |
| Tommy Kramer & Ahmad Rashad           | 12/17 - Colts               | Vikings QB/WR connected on Miracle at the Met TD vs. Cleveland in 1980                 |
| Kirill Kaprizov                       | 12/24 - Giants              | MN Wild forward  |
| Brian O'Neill                         | 1/15 - Giants               | Vikings tackle   |
| <b>2023</b>                           |                             |  |
| <b>NAME</b><br>Bud Grant's Family     | 9/10 - Buccaneers           | Legendary Head Coach Bud Grant's Family  |
| Kyle Rudolph                          | 9/24 - Los Angeles Chargers | Vikings Legend - Former Tight End  |
| Kenechi Udeze                         | 10/8 - Chiefs               | Former Vikings Defensive End   |
| Dave Winfield                         | 10/23 - 49ers               | MLB Hall of Famer  |

# VIKING PREP SPOTLIGHT GAMES

## Prep Spotlight Series Scores

### 2018

Sept. 28 ..... Farmington 41, Eagan 28  
 Oct. 12 ..... Lakeville North 38, Prior Lake 3  
 Nov. 9\* ..... Lakeville North 35, St. Michael/Albertville 8  
 Nov. 10\* ..... Owatonna 42, Chaska 27  
 Nov. 10\* ..... Elk River 23, Spring Lake Park 21  
 \*State Quarterfinal Playoffs

### 2019

Sept. 20 ..... Eden Prairie 14, Shakopee 6  
 Sept. 27 ..... Chaska 21, Apple Valley 0  
 Sept. 28 ..... Mankato West 58, Rochester Mayo 21

### 2021


Sept. 10 ..... Waconia 20, Robbinsdale Cooper 14,  
 Sept. 17 ..... Saint Thomas 21, Cretin-Derham 14

### 2022

Sept. 15 ..... East Ridge 54, Hopkins 6  
 Sept. 18 ..... Bloomington Jefferson 21, Chanhassen 35


### 2023

Sept. 16 ..... Two Rivers 49 vs. Harding-Humboldt 8  
 Oct. 13 ..... Hill Murray 58 vs. Richfield 14




## IN MEMORIAM


The Vikings family suffered heartbreaking losses in 2022 and 2023 - individuals who left their marks on the team and community and have a permanent place in the memories of the Vikings, their loved ones and their fans.



**Joe Kapp**




**Bud Grant**



**Frank Gilliam**




**Adam Zimmer**



**Bob Berry**



**Frank Youse**



**Charley Ferguson**



**Red McCombs**

# NFL STANDINGS & RESULTS

## AMERICAN FOOTBALL CONFERENCE

| TEAM                 | W | L | T | PCT  | PF  | PA  | NET PTS | HOME  | AWAY  | CONF  | DIV   | STREAK |
|----------------------|---|---|---|------|-----|-----|---------|-------|-------|-------|-------|--------|
| Miami Dolphins       | 6 | 3 | 0 | .667 | 285 | 225 | 60      | 4-0-0 | 2-3-0 | 4-2-0 | 2-1-0 | Lost 1 |
| Buffalo Bills        | 5 | 4 | 0 | .556 | 240 | 160 | 80      | 4-1-0 | 1-3-0 | 2-4-0 | 1-2-0 | Lost 1 |
| New York Jets        | 4 | 4 | 0 | .500 | 132 | 156 | -24     | 2-3-0 | 2-1-0 | 2-3-0 | 1-1-0 | Lost 1 |
| New England Patriots | 2 | 7 | 0 | .222 | 135 | 228 | -93     | 1-4-0 | 1-3-0 | 2-3-0 | 2-2-0 | Lost 2 |

| TEAM                | W | L | T | PCT  | PF  | PA  | NET PTS | HOME  | AWAY  | CONF  | DIV   | STREAK |
|---------------------|---|---|---|------|-----|-----|---------|-------|-------|-------|-------|--------|
| Baltimore Ravens    | 7 | 2 | 0 | .778 | 239 | 124 | 115     | 3-1-0 | 4-1-0 | 4-2-0 | 2-1-0 | Won 4  |
| Cleveland Browns    | 5 | 3 | 0 | .625 | 181 | 139 | 42      | 4-1-0 | 1-2-0 | 3-2-0 | 1-2-0 | Won 1  |
| Pittsburgh Steelers | 5 | 3 | 0 | .625 | 133 | 163 | -30     | 3-2-0 | 2-1-0 | 4-2-0 | 2-0-0 | Won 1  |
| Cincinnati Bengals  | 5 | 3 | 0 | .625 | 155 | 162 | -7      | 3-1-0 | 2-2-0 | 1-3-0 | 0-2-0 | Won 4  |

| TEAM                 | W | L | T | PCT  | PF  | PA  | NET PTS | HOME  | AWAY  | CONF  | DIV   | STREAK |
|----------------------|---|---|---|------|-----|-----|---------|-------|-------|-------|-------|--------|
| Jacksonville Jaguars | 6 | 2 | 0 | .750 | 193 | 156 | 37      | 2-2-0 | 4-0-0 | 4-2-0 | 2-1-0 | Won 5  |
| Houston Texans       | 4 | 4 | 0 | .500 | 187 | 165 | 22      | 3-1-0 | 1-3-0 | 2-2-0 | 1-1-0 | Won 1  |
| Indianapolis Colts   | 4 | 5 | 0 | .444 | 232 | 242 | -10     | 1-4-0 | 3-1-0 | 3-3-0 | 2-2-0 | Won 1  |
| Tennessee Titans     | 3 | 5 | 0 | .375 | 148 | 160 | -12     | 3-1-0 | 0-4-0 | 2-4-0 | 0-1-0 | Lost 1 |

| TEAM                 | W | L | T | PCT  | PF  | PA  | NET PTS | HOME  | AWAY  | CONF  | DIV   | STREAK |
|----------------------|---|---|---|------|-----|-----|---------|-------|-------|-------|-------|--------|
| Kansas City Chiefs   | 7 | 2 | 0 | .778 | 208 | 143 | 65      | 4-1-0 | 3-1-0 | 5-1-0 | 2-1-0 | Won 1  |
| Los Angeles Chargers | 4 | 4 | 0 | .500 | 201 | 174 | 27      | 2-2-0 | 2-2-0 | 2-3-0 | 1-1-0 | Won 2  |
| Las Vegas Raiders    | 4 | 5 | 0 | .444 | 156 | 193 | -37     | 3-1-0 | 1-4-0 | 2-3-0 | 1-1-0 | Won 1  |
| Denver Broncos       | 3 | 5 | 0 | .375 | 172 | 226 | -54     | 2-3-0 | 1-2-0 | 1-4-0 | 1-2-0 | Won 2  |

## NATIONAL FOOTBALL CONFERENCE

| TEAM                  | W | L | T | PCT  | PF  | PA  | NET PTS | HOME  | AWAY  | CONF  | DIV   | STREAK |
|-----------------------|---|---|---|------|-----|-----|---------|-------|-------|-------|-------|--------|
| Philadelphia Eagles   | 8 | 1 | 0 | .889 | 252 | 195 | 57      | 4-0-0 | 4-1-0 | 6-0-0 | 3-0-0 | Won 3  |
| Dallas Cowboys        | 5 | 3 | 0 | .625 | 220 | 148 | 72      | 3-0-0 | 2-3-0 | 2-3-0 | 1-1-0 | Lost 1 |
| Washington Commanders | 4 | 5 | 0 | .444 | 191 | 245 | -54     | 1-3-0 | 3-2-0 | 2-4-0 | 0-3-0 | Won 1  |
| New York Giants       | 2 | 7 | 0 | .222 | 101 | 217 | -116    | 1-3-0 | 1-4-0 | 2-3-0 | 1-1-0 | Lost 2 |

| TEAM                     | W        | L        | T        | PCT         | PF         | PA         | NET PTS   | HOME         | AWAY         | CONF         | DIV          | STREAK       |
|--------------------------|----------|----------|----------|-------------|------------|------------|-----------|--------------|--------------|--------------|--------------|--------------|
| Detroit Lions            | 6        | 2        | 0        | .750        | 200        | 165        | 35        | 3-1-0        | 3-1-0        | 4-1-0        | 1-0-0        | Won 1        |
| <b>Minnesota Vikings</b> | <b>5</b> | <b>4</b> | <b>0</b> | <b>.556</b> | <b>206</b> | <b>190</b> | <b>16</b> | <b>1-3-0</b> | <b>4-1-0</b> | <b>5-2-0</b> | <b>2-0-0</b> | <b>Won 4</b> |
| Green Bay Packers        | 3        | 5        | 0        | .375        | 160        | 159        | 1         | 2-2-0        | 1-3-0        | 3-3-0        | 1-2-0        | Won 1        |
| Chicago Bears            | 2        | 7        | 0        | .222        | 188        | 242        | -54       | 1-3-0        | 1-4-0        | 1-4-0        | 0-2-0        | Lost 2       |

| TEAM                 | W | L | T | PCT  | PF  | PA  | NET PTS | HOME  | AWAY  | CONF  | DIV   | STREAK |
|----------------------|---|---|---|------|-----|-----|---------|-------|-------|-------|-------|--------|
| New Orleans Saints   | 5 | 4 | 0 | .556 | 195 | 171 | 24      | 2-2-0 | 3-2-0 | 2-2-0 | 1-1-0 | Won 2  |
| Atlanta Falcons      | 4 | 5 | 0 | .444 | 166 | 192 | -26     | 3-2-0 | 1-3-0 | 3-3-0 | 2-0-0 | Lost 2 |
| Tampa Bay Buccaneers | 3 | 5 | 0 | .375 | 158 | 167 | -9      | 1-3-0 | 2-2-0 | 3-3-0 | 1-1-0 | Lost 4 |
| Carolina Panthers    | 1 | 7 | 0 | .125 | 140 | 226 | -86     | 1-3-0 | 0-4-0 | 0-5-0 | 0-2-0 | Lost 1 |

| TEAM                | W | L | T | PCT  | PF  | PA  | NET PTS | HOME  | AWAY  | CONF  | DIV   | STREAK |
|---------------------|---|---|---|------|-----|-----|---------|-------|-------|-------|-------|--------|
| San Francisco 49ers | 5 | 3 | 0 | .625 | 218 | 140 | 78      | 3-1-0 | 2-2-0 | 4-1-0 | 2-0-0 | Lost 3 |
| Seattle Seahawks    | 5 | 3 | 0 | .625 | 171 | 175 | -4      | 3-1-0 | 2-2-0 | 4-1-0 | 1-1-0 | Lost 1 |
| Los Angeles Rams    | 3 | 6 | 0 | .333 | 178 | 204 | -26     | 1-3-0 | 2-3-0 | 2-4-0 | 2-1-0 | Lost 3 |
| Arizona Cardinals   | 1 | 8 | 0 | .111 | 151 | 240 | -89     | 1-3-0 | 0-5-0 | 1-5-0 | 0-3-0 | Lost 6 |

MINNESOTA VIKINGS

# 2023 SCHEDULE



## PRESEASON

| WEEK | DAY      | DATE    | OPPONENT            | TIME (CT) | TV  | RADIO      |
|------|----------|---------|---------------------|-----------|-----|------------|
| P1   | THURSDAY | AUG. 10 | AT SEATTLE SEAHAWKS | 9 P.M.    | TBD | KFAN/ KTLK |
| P2   | SATURDAY | AUG. 19 | TENNESSEE TITANS    | 7 P.M.    | TBD | KFAN/ KTLK |
| P3   | SATURDAY | AUG. 26 | ARIZONA CARDINALS   | NOON      | TBD | KFAN/ KTLK |

## REGULAR SEASON

| WEEK | DAY      | DATE     | OPPONENT               | TIME (CT) | TV    | RADIO       |
|------|----------|----------|------------------------|-----------|-------|-------------|
| 1    | SUNDAY   | SEPT. 10 | TAMPA BAY BUCCANEERS   | NOON      | CBS   | KFAN / KTLK |
| 2    | THURSDAY | SEPT. 14 | AT PHILADELPHIA EAGLES | 7:15 P.M. | PRIME | KFAN / KTLK |
| 3    | SUNDAY   | SEPT. 24 | LOS ANGELES CHARGERS   | NOON      | FOX   | KFAN / KTLK |
| 4    | SUNDAY   | OCT. 1   | AT CAROLINA PANTHERS   | NOON      | FOX   | KFAN / KTLK |
| 5    | SUNDAY   | OCT. 8   | KANSAS CITY CHIEFS     | 3:25 P.M. | CBS   | KFAN / KTLK |
| 6    | SUNDAY   | OCT. 15  | AT CHICAGO BEARS       | NOON      | FOX   | KFAN / KTLK |
| 7    | MONDAY   | OCT. 23  | SAN FRANCISCO 49ERS    | 7:15 P.M. | ESPN  | KFAN / KTLK |
| 8    | SUNDAY   | OCT. 29  | AT GREEN BAY PACKERS   | NOON      | FOX   | KFAN / KTLK |
| 9    | SUNDAY   | NOV. 5   | AT ATLANTA FALCONS     | NOON      | FOX   | KFAN / KTLK |
| 10   | SUNDAY   | NOV. 12  | NEW ORLEANS SAINTS     | NOON      | FOX   | KFAN / KTLK |
| 11   | SUNDAY   | NOV. 19  | AT DENVER BRONCOS      | 7:20 P.M. | NBC   | KFAN/ KTLK  |
| 12   | MONDAY   | NOV. 27  | CHICAGO BEARS          | 7:15 P.M. | ESPN  | KFAN/ KTLK  |
| 13   | SUNDAY   | DEC. 3   | BYE                    |           |       |             |
| 14   | SUNDAY   | DEC. 10  | AT LAS VEGAS RAIDERS   | 3:05 P.M. | FOX   | KFAN / KTLK |
| 15   | TBD      | TBD      | AT CINCINNATI BENGALS  | TBD       | TBD   | KFAN / KTLK |
| 16   | SUNDAY   | DEC. 24  | DETROIT LIONS          | NOON      | FOX   | KFAN / KTLK |
| 17   | SUNDAY   | DEC. 31  | GREEN BAY PACKERS      | 7:20 P.M. | NBC   | KFAN / KTLK |
| 18   | TBD      | TBD      | AT DETROIT LIONS       | TBD       | TBD   | KFAN/KTLK   |

*Vikings home games in bold // Select game times subject to change due to flexible scheduling*

## PLAYOFFS

| DATE      | ROUND                    | DATE   | ROUND                         | FOLLOW THE VIKINGS |
|-----------|--------------------------|--------|-------------------------------|--------------------|
| JAN 13-15 | WILD CARD PLAYOFF GAMES  | JAN 28 | CONF. CHAMPIONSHIP GAMES      | @VIKINGS           |
| JAN 20-21 | DIVISIONAL PLAYOFF GAMES | FEB 11 | SUPER BOWL LVIII // LAS VEGAS | VIKINGS.COM        |