


SAINTS 1982 OFFICIAL MEDIA GUIDE



SAINTS

1982 SCHEDULE

PRESEASON GAMES

| Date | Opponent | New Orleans Kickoff Time |
|------------------|----------------------|-----------------------------|
| Aug. 12 (Thurs.) | at Houston Oilers | 7:00 p.m. |
| AUGUST 21 (SAT.) | KANSAS CITY CHIEFS | 7:00 P.M. |
| AUGUST 28 (SAT.) | CLEVELAND BROWNS | 7:00 P.M. |
| Sept. 3 (Fri.) | at Minnesota Vikings | 7:30 p.m. |

NATIONAL FOOTBALL LEAGUE GAMES

| | | |
|----------|------------------------|-----------|
| SEPT. 12 | ST. LOUIS CARDINALS | 12 NOON |
| Sept. 19 | at Chicago Bears | 12 Noon |
| SEPT. 26 | DENVER BRONCOS | 12 NOON |
| Oct. 3 | at Oakland Raiders | 3:00 p.m. |
| OCT. 10 | SAN FRANCISCO 49ERS | 12 NOON |
| Oct. 17 | at Minnesota Vikings | 12 Noon |
| Oct. 24 | at Los Angeles Rams | 3:00 p.m. |
| OCT. 31 | ATLANTA FALCONS | 12 NOON |
| NOV. 7 | LOS ANGELES RAMS | 12 NOON |
| Nov. 14 | at San Diego Chargers | 3:00 p.m. |
| NOV. 21 | KANSAS CITY CHIEFS | 12 NOON |
| Nov. 28 | at San Francisco 49ers | 3:00 p.m. |
| DEC. 5 | TAMPA BAY BUCCANEERS | 12 NOON |
| Dec. 12 | at Atlanta Falcons | 3:00 p.m. |
| Dec. 19 | at Dallas Cowboys | 3:00 p.m. |
| DEC. 26 | WASHINGTON REDSKINS | 12 NOON |

ON THE COVER

George Rogers' 1981 rushing performance was the best in the National Football League. His 1,674 yards marked the best rookie rushing performance in NFL history. Rogers could not have accomplished his many records without the contributions of the offensive line, depicted with him on the cover of the 1982 media guide.

DEDICATION

The New Orleans Saints wish to dedicate the 1982 Official Media Guide to the memory of John Mecom, Sr. who died Oct. 12, 1981 at age 70. Father of Saints owner John Mecom, Jr., Mecom, Sr. was a key figure in bringing professional football to New Orleans. His friendship and support will be sorely missed by the entire Saints family.

CONTENTS

| | | | |
|---------------------------------|----------|----------------------------|---------|
| ALUMNI..... | 115-117 | 'Consecutive' Records..... | 125 |
| BIOGRAPHIES..... | | Leaders, All-Time..... | 122-123 |
| Administration..... | 21-24 | Leaders by Years..... | 118-121 |
| Coaching Staff..... | 10-18 | Opponent Individual..... | 137 |
| Executives..... | 4-5, 8-9 | Opponent Team..... | 138 |
| Head Coach/General Manager..... | 6-7 | Saints Individual..... | 127-130 |
| Other Saints, 1982..... | 78-81 | Saints Team..... | 131-136 |
| Rookies..... | 67-72 | Series Records..... | 97-101 |
| Scouting..... | 19-20 | Two-Team Records..... | 138 |
| Veteran Players..... | 25-66 | RESULTS..... | |
| DATEBOOK..... | 66 | All-Time..... | 107-108 |
| DEPTH CHART..... | 73 | Preseason..... | 109 |
| DIRECTORY..... | 3 | 1981 Postseason..... | 140 |
| DRAFT HISTORY..... | 111-114 | REVIEW OF 1981..... | 82-89 |
| GAME STAFF..... | 91 | ROSTERS..... | |
| HISTORY..... | 102-106 | First-Year..... | 75 |
| HOTELS..... | 76 | Numerical..... | 76 |
| HOW SAINTS WERE BUILT..... | 77 | Veterans..... | 74 |
| LAST TIME..... | 75 | RULE CHANGES, 1982..... | 141 |
| LONGEST PLAYS, 1981..... | 91 | SCHEDULES..... | |
| MEDIA INFORMATION..... | 146 | 1982 Postseason..... | 114 |
| MVP's..... | 42 | NFL Preseason..... | 142 |
| NFL DIRECTORY..... | 139 | NFL Regular Season..... | 143-145 |
| NFL STANDINGS..... | 140 | STANDINGS, ALL-TIME..... | 110 |
| OPPONENT INFORMATION..... | 92-96 | STATISTICS..... | |
| PRESEASON TELECASTS..... | 148 | 1981 Individual..... | 90 |
| PRO BOWL SAINTS..... | 106 | 1981 Team..... | 91 |
| PONUNCIATION GUIDE..... | 72 | SUPER BOWL RESULTS..... | 139 |
| RADIO NETWORK..... | 148 | SUPERDOME FACTS..... | 13 |
| RECORDS..... | | TICKET INFORMATION..... | 147 |
| Attendance..... | 126 | TIE-BREAKERS..... | 145 |
| Big Days..... | 124-125 | TRAINING CAMP..... | 2 |

VERO BEACH TRAINING CAMP

For the eighth year the Saints will travel to Vero Beach, Florida, for summer training at one of the finest sports complexes in the nation.

Dodgertown is the winter home of the Los Angeles Dodgers in addition to serving the Saints in the summer.

A contract has been signed with the complex assuring the team of a summer home into 1985.

Mailing address of the Saints is Dodgertown, P.O. Box 2887, Vero Beach, Fla., 32960. Phone Numbers:
Dodgertown Switchboard and all

Saints Offices:..... (305) 569-4900

Saints Business Office

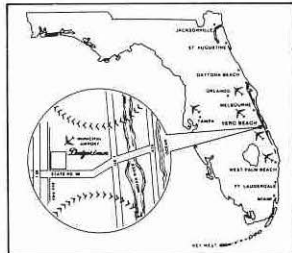
(From New Orleans direct) .. 524-1252

Press Room

(From New Orleans direct) .. 524-1251

News Reports..... (305) 569-4007

Camp TWX..... (510) 952-7471



Saints Directory

Owner John W. Mecom, Jr.

ADMINISTRATION

| | |
|---|-------------------|
| President..... | Eddie Jones |
| Vice-President Administration..... | Fred Williams |
| Director of Football Operations..... | Harry Hulmes |
| Director of Player Negotiations..... | Pat Peppler |
| Business Manager/Controller..... | Bob Landry |
| Assistant Controller..... | Charleen Sharpe |
| Data Processing Manager..... | Jay Romig |
| Director of Public Relations..... | Greg Suit |
| Assistant Director of Public Relations..... | Rusty Kasmiersky |
| Director of Marketing..... | Barra Bircher |
| Ticket Manager..... | Don Johnson |
| Assistant Ticket Manager..... | Amos Green |
| General Counsel..... | Russell Schonekas |

Administrative Offices: 1500 Poydras Street, New Orleans, La. 70112

Phone: (504) 587-3034

Office Staff: Sylvia Alfortish (Public Relations); Ruth Barker (Receptionist); Linda Bourgeois (Business); Barbara Schoen (Administration); Sam Surtain (Mail Clerk).

Ticket Office: Judy Chavis, Sandy King, Beth Mitchell, Fran Pope.

1500 Poydras Street, New Orleans, La. 70112

Phone: (504) 587-3664

COACHING AND PLAYER PERSONNEL STAFF

| | |
|-------------------------------------|---|
| Head Coach and General Manager..... | O.A. (Bum) Phillips |
| Offensive Coordinator..... | King Hill |
| Offensive Backfield..... | John Levra |
| Receivers..... | Lamar McHan |
| Tight Ends..... | Andy Everest |
| Offensive Line..... | Joe Spencer/Carl Mauck |
| Defensive Coordinator..... | Wade Phillips |
| Linebackers..... | John Paul Young |
| Defensive Line..... | Willie Zapalac |
| Defensive Backfield..... | Lance Van Zandt |
| Special Teams..... | Harold Richardson |
| Strength Coach..... | Russell Paternostro |
| Administrative Assistant..... | Jack Cherry |
| Director of Scouting..... | Bob Whitman |
| Personnel Scouts..... | Bobby Baldwin, Hamp Cook, Ernie Hefferle Bob Hill, Joe Woolley |
| Director of Photography..... | Erby Aucoin |
| Photographer..... | Albert Aucoin |
| Trainer..... | Dean Kleinschmidt |
| Assistant Trainers..... | Grady Luttman/Kevin Mangum |
| Equipment Manager..... | Dan Simmons |
| Assistant Equipment Manager..... | Silky Powell |
| Grounds Superintendent..... | Lester Vallet |
| Team Physicians..... | Dr. Charles L. Brown, Dr. Ken Saer Dr. Terry Habig, Dr. Lee Moss |
| Team Dentist..... | Dr. Richard Oster |

Office Staff: Fran Albright (Head Coach); Yvette Arceneaux (Receptionist); Ellen Frisard (Assistant Coaches); Mary Squarsich (Personnel).

Football Office: 6928 Saints Drive, Metairie, La. 70003

Phone: (504) 733-0255

JOHN W. MECOM, JR.

Owner



Entering his 16th season as an owner in the National Football League, John W. Mecom, Jr., 42, brings maturity and vitality to the task of building a winner in New Orleans.

Enthusiasm best characterizes his approach to duties as chief executive of the Saints.

Mecom was awarded the Saints franchise on December 15, 1966 and became, at age 27, the youngest owner in NFL history. His youthful entry into the NFL was surpassed by an early involvement in the Mecom family business. At an early age, he began on-the-job training at the hand of his father, the late John Mecom, Sr., learning the daily workings of the Mecom enterprises from the ground up.

He now sits at the head of the Mecom family business network that includes wide-ranging interests in oil, sulphur, ranches and hotels, including the exclusive Warwick and Towers in Houston, Texas.

In addition to his efforts to bring a winning tradition to the Saints, Mecom's philanthropic efforts in New Orleans have benefitted several civic concerns. For example, nearly \$2 million has been raised for the Saints-Lions Eye and Ear Clinic through the Saints' sponsorship of an annual preseason game to benefit the Louisiana Lions Club. A Mecom contribution resulted in the restoration of the locker rooms at Tad Gormley Stadium, a football facility in New Orleans' City Park used by many of the area high schools.

Mecom has also positioned the Saints to assist with funding for a Ronald McDonald House, a support facility for the city's medical community. He has made substantial contributions toward the construction of a playground for handicapped children (Independence Isle), and his generosity made possible the recent implementation of a human performance center at Southern Baptist Hospital.

Mecom was born in Houston, Texas, Oct. 11, 1939. He attended the universities of Oklahoma and Texas and played freshman football at Oklahoma. He is a member of Sigma Alpha Epsilon.

At Oklahoma he met Katsy Mullendore of Pawhuska, Oklahoma. They were married in 1962.

His avid interest in sports includes auto racing. In 1966, John and John Sr. sponsored the winning entry (driven by Graham Hill) in the Indianapolis 500 auto race classic.

John and Katsy reside in Houston, but also maintain a residence in New Orleans. They have four children: John III, Katsy, Mary Elizabeth and Kathleen.

EDDIE JONES

President



Eddie Jones returned to the New Orleans Saints as president in February, 1982 after serving two years as vice-president with the John Mecom Co. in Houston, Texas.

He first joined the Saints staff in 1968 as business manager and served in that capacity until 1973 when he was appointed treasurer.

In 1977 he was named vice-president. He was appointed executive vice-president prior

to the 1978 campaign and guided franchise operations until joining the Mecom Co. fulltime following the 1979 season.

During Jones' tenure as executive vice-president, the Saints enjoyed the two best seasons in franchise history, gaining a 7-9 record in 1978 and 8-8 in 1979.

In addition to his role as Saints president, he continues to oversee the wide-ranging business interests of John Mecom, Jr., of which the Saints are a vital part.

A native of Houston, Texas, Jones grew up in Denham Springs, Louisiana and was an all-state basketball player at Denham Springs High School. He graduated from Louisiana State University with a degree in accounting. He worked for Arthur Andersen & Co. as a Certified Public Accountant before joining the Saints.

An Air Force veteran, Jones and his wife Marilyn have three children: Wendy, Todd and Jeffrey. They reside in Houston.

FRED WILLIAMS

Vice-President Administration



Fred Williams was named vice-president of administration in 1982 after directing front office operations as assistant to the president during the 1981 season.

He prepared to direct the club's administration by serving as assistant to owner John Mecom, Jr. beginning in 1971. In that position he gained firsthand experience in every aspect of franchise operations.

His association with the Saints began in 1968 when he joined the Mecom family as a security consultant.

Williams is the first native New Orleanian to head Saints administrative operations. He attended Fortier High School and Tulane University.

Prior to joining the Saints, Williams pursued a law enforcement career in New Orleans and served as head of the district attorney's Rackets Bureau. He also served four years in the Marine Corps with special duty in the United Nations peace-keeping force in Palestine.

Williams and his wife Jessie live in Slidell. They have five children: Lynn, Jeff, Kevin, Amy and Christopher.

O.A. (BUM) PHILLIPS

HEAD COACH/GENERAL MANAGER



The result of O.A. (Bum) Phillips' first season at the helm of the New Orleans Saints has been characterized as "foundations for the future".

And from George Rogers' league-leading rushing attack to an improved defense that allowed no running back 100 yards or more, the 1981 campaign provided a solid base for what Bum set out to accomplish with a young, revamped roster.

"We got done most of what we set out to do," Phillips affirmed.

"The team played with enthusiasm, and week in and week out they did what we asked of them.

"When you go to build a house, you don't start on the sixth floor, you start on the foundation. Last year we proved that we could run the ball and stop the run. Our players never gave up in any game.

"Those are some of the things that we wanted to establish here from the beginning, and it's a tribute to our assistant coaches that those things were accomplished.

"Our new staff came together quickly. I've never seen a group of assistants so effective the first year, and they deserve the credit for anything we were able to do last year. I'd bet my life on them. I've already bet my job on them."

On Feb. 17, 1982, the title of general manager was added to that job. The GM title went along with responsibilities that Bum had, in fact, held since he was appointed head coach Jan. 22, 1981.

Regardless of titles, Bum's task in year two is continued progress.

He's used his formula successfully before.

During six seasons, 1975-80, as head coach of the Houston Oilers, Phillips raised that franchise to a perennial playoff contender. Prior to his arrival in Houston, the Oilers had turned in back-to-back seasons in which they won only a single game.

After serving as a defensive assistant on the San Diego Chargers staff, 1967-71, he joined the Houston Oilers as defensive coordinator in 1974. The Oilers went 7-7, a vast improvement over successive 1-13 seasons the two previous years.

In 1975 Bum took over as head coach and general manager and guided Houston to a 10-4 record, defeated every team on the schedule except Pittsburgh and Cincinnati and narrowly missed the AFC playoffs.

Following seasons of 5-9 in 1976 and 8-6 in 1977, Bum directed the

Oilers into the playoffs, 1978-79-80. Houston appeared in the conference championship games of 1978 (10-6) and 1979 (11-5), but lost to eventual Super Bowl champion Pittsburgh both times. The Oilers again made the playoffs in 1980 (11-5) and were stopped by Oakland, also the eventual Super Bowl champion.

During those three successive years of playoff appearances, Bum's team won four of its seven post-season games.

Born in Orange, Texas Sept. 29, 1923, Phillips' coaching career has included 13 years at the high school level, six at the college level and six years as a pro assistant.

His seven-year record as an NFL head coach is 59-45, plus four post-season victories.

His college coaching background includes service as an assistant at Texas A&M, 1957; Houston, 1963-66; Southern Methodist, 1971-72; and Oklahoma State, 1973.

A Marine Corps veteran, Phillips played guard at Lamar Junior College, 1941 and 1946-47, and at Stephen F. Austin, 1948-49.

Warmth, consideration and cooperativeness are among the personal qualities that earned him the 1979 Jack Horrigan "Good Guy" Award presented annually by the Professional Football Writers of America.

Bum has given his personal efforts to several charitable projects, including fund raising for the Hughen School/Bob Hope High School in Port Arthur, Texas. The Bum Phillips Celebrity Golf Tournament in Port Arthur has raised well over \$1 million for the educational facility for the severely handicapped. Last summer, Bum initiated a celebrity tournament in New Orleans to benefit Multiple Sclerosis.

Bum and his wife Helen head a family of six children and three grandchildren. Son Wade is the Saints' defensive coordinator. The five Phillips daughters are: Susan (Reeh), Cicely (Devore), Dee Jean (Hurta), Andrea and Kim Ann.

SAINTS HEAD COACH RECORDS

| Year | W | L | T | Ernie Hefferle | | |
|--------|----------------------|----|---|----------------|----------------------------|------|
| | Tom Fears | | | 1975 | 1 | 7 0 |
| 1967 | 3 | 11 | 0 | | | |
| 1968 | 4 | 9 | 1 | | Hank Stram | |
| 1969 | 5 | 9 | 0 | 1976 | 4 | 10 0 |
| 1970 | 1 | 5 | 1 | 1977 | 3 | 11 0 |
| Totals | 13 | 34 | 2 | Totals | 7 | 21 0 |
| | J. D. Roberts | | | | Dick Nolan | |
| 1970 | 1 | 6 | 0 | 1978 | 7 | 9 0 |
| 1971 | 4 | 8 | 2 | 1979 | 8 | 8 0 |
| 1972 | 2 | 11 | 1 | 1980 | 0 | 12 0 |
| Totals | 7 | 25 | 3 | Totals | 15 | 29 0 |
| | John North | | | | Dick Stanfel | |
| 1973 | 5 | 9 | 0 | 1980 | 1 | 3 0 |
| 1974 | 5 | 9 | 0 | | O.A. (Bum) Phillips | |
| 1975 | 1 | 5 | 0 | 1981 | 4 | 12 0 |
| Totals | 11 | 23 | 0 | | | |

HARRY HULMES

Director of Football Operations



Harry Hulmes is in his 13th year with the Saints. He has served as vice-president of player personnel (1978-79) and vice-president administration (1973-77).

Hulmes came to New Orleans from the Baltimore Colts where he served 12 years as business manager and director of public relations (1958-66), and interim general manager (1967-69).

A native of Philadelphia, Hulmes graduated from the University of Pennsylvania. He joined the Baltimore Orioles as assistant business manager in 1954. He became sports information director at Bucknell University in 1956. He enjoyed two NFL Championship seasons with the Colts.

A navy veteran, Hulmes and his wife, Barbara, reside in Metairie. They have three children: Linda and Terry, both married, and Richie.

PAT PEPPLER

Director of Player Negotiations



Pat Peppler is in his second season with the Saints after serving with the Houston Oilers (1977-80) as assistant general manager.

A graduate of Michigan State University, Peppler played football, basketball and baseball. After a brief stint in pro baseball, he coached in Michigan high schools, and then spent eight years as an assistant football coach at North Carolina State.

One season on staff at Wake Forest followed before Peppler joined the Green Bay Packers as director of player personnel under Vince Lombardi.

Also serving Green Bay as assistant general manager, Peppler was a vital part of the Packers organization that won the NFL title in 1965 and successive Super Bowls in 1967 and 1968.

Peppler moved to the Miami Dolphins as director of pro scouting in 1971 and again played a part in successive Super Bowl victories, 1973 and 1974.

He joined the Atlanta Falcons in 1975 as general manager and served as interim head coach for nine games in 1976.

A Baltimore native, Peppler has six children: Pamela (Nickoli), Susan (Hamachek), Walter, Terry, John and Jim. He also has four grandchildren.

JACK CHERRY

Administrative Assistant



Jack Cherry joined the Saints in 1981 from private business.

Cherry began his sports career as a writer for the Columbus (Ohio) Evening Dispatch. After serving at the Lancaster Evening Gazette, he was named Sports Information Director at his alma mater, Xavier (Ohio), and worked there 1958-71. He was appointed assistant SID at Louisiana State University in 1972. He

served as SID at Kansas in 1973, and moved to the Houston Texans of the WFL in 1974. In 1975, he joined the Houston Oilers as director of media services, and was named director of public relations in 1976.

Cherry was head of his own television production company, 1978-80.

Jack and his wife, Barbara, have four children: Jack, Lisa Anne, Patrick, and Tom. They live in Destrehan.

Coaching Staff

KING HILL, Offensive Coordinator



King Hill is in his 25th year in the NFL. This is his second season with the Saints.

Hill graduated from Rice University after leading the Owls to the Southwest Conference championship in 1957 as an all-America quarterback. He was chosen by the Chicago Bears in the 1958 NFL draft, the first player selected. He quarterbacked the 1958 College All-Stars to a rare victory over the pros.

Hill played 12 seasons in the NFL with the Bears (1958-60), Philadelphia Eagles (1961-67), Minnesota Vikings (1968), and St. Louis Cardinals (1969). He still holds the Eagles' record for longest touchdown pass (92 yards).

In 1978, Hill joined the Houston Oilers' staff as quarterbacks and receivers coach, and coached there through 1980. The Oilers reached the playoffs all three years.

A recently inducted member of the Rice University Hall of Fame, Hill was born in Freeport, Texas, November 8, 1936. He and his wife, Sharon, reside in Destrehan with their son, Cody.

WADE PHILLIPS, Defensive Coordinator



In its first year under Wade Phillips, 1981, the Saints defense improved in every category.

Phillips graduated from Port Neches-Groves High School. He lettered in football, basketball, and baseball. He attended the University of Houston, and started three years at linebacker for the Cougars.

Phillips started his coaching career at Houston under Bill Yeoman in 1969. He later coached at Oklahoma State (1973-74), Kansas (1975), and Orange High School (1970-72).

As defensive line coach for the Houston Oilers, (1976-80), Phillips had at least one all-pro lineman each year.

Wade was born June 21, 1947 in Orange, Texas. He and his wife, Laurie, live in Destrehan with their children, Tracy and Wesley.

ANDY EVEREST, Tight Ends



Now in his second year with the Saints, Andy Everest was named tight ends coach during the past offseason.

Everest joined the Saints as a member of the scouting department in 1981, but worked with the tight ends throughout the season. He joined the staff from North Texas State, where he was assistant head coach (1973-78), and athletic director (1978-81).

In addition to his tenure at North Texas State, Everest has served at Utah (1953-57), Stanford (1958-62), Foothill College (1963-64), California-Santa Barbara (1965-71), and Southern Methodist (1972). He has coached football 28 years, 24 at the collegiate level.

Everest was born October 27, 1924 in Wichita Falls, Texas. Parents of four children, Tom, Alan, Andy and Kathy, Everest and his wife, Bonnie, live in Destrehan.

JOHN LEVRA, Offensive Backfield



Under John Levra's direction, the Saints gained nearly 1,000 more yards rushing in 1981 than in 1980, and featured the NFL's leading rusher.

Now in his second season with the Saints, Levra coached for the British Columbia Lions in 1980.

John played linebacker at Pittsburg (Kan.) State. After seven years in Kansas high schools (1959-65), he started coaching in the collegiate ranks as assistant at New Mexico Highlands in 1966, and was head coach, 1967-70. His four-year record was 35-4-1. He moved to Stephen F. Austin State as head coach and athletic director (1971-74) where his football teams were 18-5 in his final two seasons and made the only bowl appearance in school history. He moved to Kansas State as offensive coordinator (1975-78), and assumed the same position at North Texas State (1979).

John was born in Arma, Kansas, October 2, 1937. He and his wife, Rosie, have two children, Craig and Gina. They live in Destrehan.

CARL MAUCK, Offensive Line



Carl Mauck joined the Saints staff in May 1982 after an NFL playing career that spanned 13 years with four teams. He is assigned to work with the offensive line along with coach Joe Spencer.

Mauck played center with the Baltimore Colts, Miami Dolphins and San Diego Chargers before joining the Oilers in a trade from San Diego in 1975.

During his playing career, he appeared in 156 consecutive games and started 155 consecutive.

He retired from the Oilers following the 1981 season and was scheduled to begin a radio show in the Houston area before joining the Saints staff.

Mauck entered the NFL from Southern Illinois University in 1969 as the no. 13 draft choice of the Colts.

He was coached by O.A. (Bum) Phillips six years at Houston and two years at San Diego.

Mauck is a native of McLeansboro, Illinois where he was born July 7, 1947. He and wife Vicki have four children: Timothy, Chrissy, Teresa and Cathy.

LAMAR McHAN, Wide Receivers



Lamar McHan is in his seventh year as a Saints coach.

McHan joined the Saints as quarterbacks coach under John North (1974-75). He returned in 1978 as quarterbacks and receivers coach under Dick Nolan, and developed the Saints passing attack into one of the most respected in the NFL.

An all-America quarterback at the University of Arkansas and No. 1 draft choice of the Chicago Cardinals, McHan played with the Cardinals (1954-58), Green Bay Packers (1959-60), Baltimore Colts (1961-62), and San Francisco 49ers (1963). He coached at Northern Arizona (1969-70), and Texas-Arlington (1971-73).

McHan is a native of Lake Village, Arkansas, where he was born December 16, 1932. He and his wife, Barbara, have three children, Lance, Lisa, and Megan. They reside in Metairie.

RUSSELL PATERNOSTRO, Strength



Russell Paternostro started his pro coaching career in 1981 with the Saints after success at training both individuals and teams at every level of competition.

A New Orleans native, Paternostro graduated from West Jefferson High School, and attended San Diego State University. He played football in high school and also at Camp Pendleton, California, during his Navy tour of duty.

Paternostro returned to New Orleans in 1962, and was involved with health clubs in the New Orleans area.

Paternostro was born July 21, 1940 in New Orleans. He and his wife, Mercy, have two daughters, Angela and Robyn. They reside in New Orleans.

HAROLD RICHARDSON, Special Teams



Harold Richardson began his pro coaching career with the Saints in 1981 after coaching ten years at the college level.

A tight end at Southern Methodist University, Richardson played on one of only two Mustang teams to win the Southwest Conference championship in 34 years. He also was an all-conference selection in baseball, and lettered two years for the Mustangs.

Richardson coached at SMU after graduating (1971-72), and moved to Oklahoma State (1973-76). He was on the staff at Texas Christian (1977-78) before becoming defensive coordinator at North Texas State (1978-80).

A native Texan, Richardson was born September 27, 1944 in Houston. He and his wife, Ramona, live in Destrehan.

SUPERDOME FACTS

| | | | |
|-------------------------|---------------------|----------------------|--------------------------|
| Total Land Area..... | 52 acres | Parking Garages..... | 5,000 cars, 250 buses |
| Height..... | 273 feet | Superscreen TV..... | 6 sides, each 26' x 22' |
| Diameter Dome..... | 680 feet clear span | Lighting..... | 15,200 fixtures |
| Concrete..... | 169,000 cubic yards | Scoreboards..... | 4, each 8' x 88' |
| Structural Steel..... | 20,000 tons | Electric Wiring..... | 400 miles |
| Air Conditioning..... | 9,600 tons | Aluminum Siding..... | more than 500,000 sq.ft. |
| Convention Rooms..... | 40 | Area of Roof..... | 9.7 acres |
| Restrooms..... | 88 | Escalators..... | 32 |
| Private Box Suites..... | 64 | Elevators..... | 9 passenger, 1 freight |

JOE SPENCER, Offensive Line



Joe Spencer joined the Saints in 1981 with 26 years of coaching experience.

Spencer played offensive tackle at Oklahoma State. He then played professionally with the Brooklyn Dodgers (1948), Cleveland Browns (1949-50), and Green Bay Packers (1951-52).

His first coaching job was at Austin (Texas) College, 1952-60, as head coach. He then coached the newly-organized American Foot-

ball League's Houston Oilers, and the Oilers won the first AFL championship in 1960. After leaving the Oilers in 1965, he coached with the CFL Edmonton Eskimos (1966-67), and then returned to the AFL with the New York Jets (1968-70). With the Jets, he coached the line that protected Joe Namath in their Super Bowl III upset of the Baltimore Colts.

After a year at St. Louis (1971), Spencer coached at the University of Kansas (1972-73), and the WFL Chicago Fire (1974) before joining the Kansas City Chiefs (1975-80).

Parents of two children, Jeff and Sara, Spencer and his wife, Betty Jo, live in Destrehan.

LANCE VAN ZANDT, Defensive Line



Lance Van Zandt started his professional coaching career in 1981 with the Saints after serving one of the most successful college programs in the nation.

Van Zandt spent four years (1977-80) as defensive coordinator at the University of Nebraska. During that time, the Cornhuskers went to bowl games each year.

A graduate of Lamar University, Van Zandt began his coaching career at New Mexico Highlands (1966-67), working with Saints offensive backfield coach John Levra. He then coached at West Texas State (1968-69), and Texas A&M (1970-71). After a year at Rice (1972), Van Zandt moved to Oklahoma State (1973-74). He then became assistant head coach and defensive coordinator at Kansas (1975-76).

Van Zandt was born January 19, 1939 at Amarillo, Texas. He and his wife, Jeanette, have two sons, Jared and Matthew. They live in Destrehan.

JOHN PAUL YOUNG, Linebackers



John Paul Young forged a young, aggressive corps of linebackers that became the strong point of a stingy defense in 1981.

Young played college football at Texas-El Paso. He was a four-year starter at linebacker, and captained the Miners his senior season. He was named all-conference three years and was on the second team all-America squad as a senior.

Young's coaching career began under O.A. (Bum) Phillips at Texas-El Paso (1962-64). After three years at Jacksonville (Texas) High School (1964-66), he coached at SMU (1966-68), and Oklahoma State (1969). He then spent nine years at Texas A&M (1970-1978). The Aggies led the Southwest Conference four consecutive years in total defense during Young's tenure.

Young held the post of linebackers and special teams coach with the Houston Oilers 1978-80. The Oilers made the playoffs all three years.

Young was born December 31, 1939 at Dallas, Texas. He and his wife, Dolores, have two sons, John Paul, Jr., and Jason Phillips. They reside in Destrehan.

WILLIE ZAPALAC, Defensive Line



Willie Zapalac came to the Saints in 1981 from the AFC Eastern Champion Buffalo Bills, where he coached the defensive line.

A native Texan, Zapalac played in two East-West Shrine games and two College All-Star games while at Texas A&M as a fullback. He started his coaching career at A&M (1953-60). He coached at Texas Tech (1961-62), and Oklahoma State (1963) before serving at Texas for

12 years (1964-75) under Darrell Royal.

His first pro coaching job came with the St. Louis Cardinals (1976-77) as defensive line coach. He moved to Buffalo (1978-80) before coming to the Saints.

Zapalac and his wife, Dorothy, have three children. Sons Bill and Jeff, who played on national championship teams at Texas coached by their father, and daughter Jill. They reside in Destrehan.

DEAN KLEINSCHMIDT, Trainer



Dean Kleinschmidt joined the Saints in 1969, and was promoted to his present position in 1971. He was, at that time, the youngest head trainer in the NFL.

A native of Morgan, Minnesota, Kleinschmidt attended Indiana University. He served there as student trainer and staff assistant trainer. Since joining the Saints he has served on the Senior Bowl staff annually as trainer. He has also served on the faculty for sports medicine seminars in Sweden in 1976 and Mexico in 1978.

Kleinschmidt and his wife, Marlene, live in Metairie.

GRADY LUTTMAN, Assistant Trainer



Grady Luttmann was appointed assistant trainer in 1981.

Luttmann served on the training staff of Texas Lutheran College, 1973-79. He graduated from TLC with a bachelor's degree in health and physical education. He is a member of the National Athletic Trainers Association and the American College of Sports Medicine.

A native of San Antonio, Texas, Luttmann graduated from Robert E. Lee High School. He is single and resides in River Ridge.

KEVIN MANGUM Assistant Trainer



Kevin Mangum joined the Saints staff during 1981 training camp.

Mangum served as student trainer at Southwest Mississippi Junior College for two seasons, and two additional years at the University of Southern Mississippi, where he graduated.

A native of Tylertown, Mississippi, Mangum is single and resides in River Ridge.

DAN SIMMONS, Equipment Manager




Dan Simmons, like his father, chose football as a career. Bill Simmons is equipment manager of the St. Louis Cardinals.

Simmons joined the Saints in 1973 after assisting his father in St. Louis for two seasons. A graduate of Meramec College in St. Louis, Dan served four years in the Navy following his graduation.

Dan and his wife, Elaine, live in Kenner with their three children, Tracy, Tony, and Amy.

SILKY POWELL, Assistant Equipment Manager



Glennon Powell, better known as Silky, joined the Saints in 1975.

Powell, a native of New Orleans, worked in physical education with the New Orleans Recreation Department and at Redemptorist High School as a coach.

Silky is single and resides in the Irish Channel area of New Orleans.

LESTER VALLET, Grounds Superintendent



Lester Vallet joined the Saints in 1979 with extensive experience.

Vallet was stadium superintendent at Tulane University for 12 years and field crew supervisor at the Superdome for three years.

Lester and his wife, Carolyn, have two sons, Lester, Jr. and Melvin. They live in New Orleans.

ERBY AUCOIN, Director of Photography



A jack-of-all-trades, Aucoin joined the Saints in 1968.

A native of Napoleonville, La., Aucoin graduated from LSU. Under his direction, the Saints were the first NFL team to have a complete film laboratory, which Aucoin operates from the team's Metairie practice facility.

Aucoin and his wife, Rosalie, reside in River Ridge. They have three sons, Erby III, Albert and Douglas, and five daughters, Mrs. John Ward, Jayne, Cynthia, Deidra, and Michelle.

ALBERT AUCOIN, Photographer



Son of director of photography Erby Aucoin, Albert has been with the Saints since 1976, joining the staff fulltime in 1980.

Albert graduated from East Jefferson High School in New Orleans. A native New Orleansian, Albert is single and resides in Metairie.

SAINTS-LIONS CHARITY GAME

For the 14th successive year, the Saints will play a preseason contest for the benefit of three Lions Club charities. Dubbed the Louisiana Lions Clubs Benefit Game, the Saints have raised almost \$1.5 million since inception of the game in 1969. Benefactors are the Louisiana Lions' Camp for Handicapped Children in Leesville; the Lions' Mobile Glaucoma Screening Unit in New Orleans; and the Lions/Saints Ear and Eye Clinic in New Orleans. The Cleveland Browns furnish opposition in the 1982 game in the Superdome.

Scouting

BOB WHITMAN, Director of Scouting



New Orleans native Bob Whitman joined the Saints in 1968 as a scout and became chief scout in 1971. He was elevated to his present position in 1974.

Whitman graduated from Tulane University and coached in high school at St. Francisville, La. He moved to the college ranks as athletic director and head football coach at junior college in Perkinston, Miss. Following a ten-year stint as an assistant coach at Tulane, he was head coach at East Jefferson High School in Metairie.

Whitman and his wife, Miriam, live in Metairie. They have eight children, Bob, Jr., Judy, Mickey, Gerry, Wayne, Kenny, Joan and Laura.

BOBBY BALDWIN, Player Personnel Scout




Bobby Baldwin has 24 years of football experience. He joined the Saints staff in 1981.

Baldwin served on the staff of the Houston Oilers as scout, 1978-1980. Prior to joining the Oilers, he coached at Texas-El Paso, Middle Tennessee State, and Kansas University. Baldwin also served as assistant coach at the University of Houston for nine years, working with O.A. (Bum) Phillips for three of those seasons.

Baldwin has four children, daughter Mickie, and sons, Robby, John and Billy. He and his wife, Patsy, live in Destrehan.

HAMP COOK, Player Personnel Scout



Hamp Cook joined the Saints in 1973.

Before coming to the Saints, Cook coached high school teams in Mississippi and Alabama and was an assistant coach at the University of Southern Mississippi for eight years. He graduated from Southern Mississippi with a masters degree in physical education.

Cook and his wife, Tinkey, live in Hattiesburg, Miss. They have three children, Chuck, Tracey, and Kyle.

ERNIE HEFFERLE, Player Personnel Scout



Ernie Hefferle served the Saints as director of pro personnel, 1973-81, before moving to the scouting staff in 1982.

In 1975, Hefferle stepped into the head coaching role in an interim capacity, and the Saints beat Atlanta, 23-7, in his professional head coaching debut for the Saints' first victory of the year.

A graduate of Duquesne University, Hefferle was head coach of two Pennsylvania high schools, assistant coach at the University of Pittsburgh, and head coach at Boston College (1960-61). He served as assistant coach with the Washington Redskins, Miami Dolphins, and Pittsburgh Steelers before coming to the Saints.

A navy veteran, Hefferle and his wife, Elsie, live in Metairie.

BOB HILL, Player Personnel Scout



Bob Hill came to the Saints as conditioning coach in 1978, and was assigned to the scouting staff in 1981.

A running back at Jackson State, he served there 13 years as an assistant coach, and as head coach, 1971-75. His teams had a 44-12-1 record and three times were Southwestern Athletic Conference co-champions. He coached Walter Payton of the Bears and Robert Brazile of the Oilers as collegians.

A native of Charleston, Mississippi, Hill holds a masters degree in education. Bob and his wife, Betty, have a daughter, Roslyn.

JOE WOOLLEY, Player Personnel Scout



Joe Woolley joined the Saints staff in 1981 after serving as director of scouting with the Houston Oilers.

He joined the Oilers in 1973, and left to enter private business in 1975. He returned in 1978 to head the Oilers scouting effort.

He has coached successful high school teams at Galveston Ball and Texarkana (Ark.) High Schools, leading both teams to state playoffs.

A graduate of Oklahoma State University where he played offensive and defensive tackle, Joe and his wife, Martha, have one son, Scott.

Administration

BOB LANDRY, Business Manager/Controller



Bob Landry is in his third season with the Saints.

A native of New Orleans, Landry graduated from the University of New Orleans with a degree in accounting and a masters degree in business administration. He worked for ten years as an accountant with the Monsanto Corporation. He also served four years in the Air Force with the rank of captain.

Landry and his wife, Kathy, live in Kenner with their three daughters, Tiffany, Tracy, and Tammy.

CHARLEEN SHARPE, Assistant Controller



Charleen Sharpe joined the Saints staff in October of 1981.

Charleen served as assistant controller for First Homestead Federal Savings and Loan Corporation for eight years.

A New Orleans native, Charleen graduated from Andrew Jackson High school and attended the University of New Orleans.

Charleen and her husband, Floyd, reside in Chalmette with their daughter, Melissa.

BARRA L. BIRRCHEER, Director of Marketing



Barra Birrcher was named marketing director in 1981.

Birrcher joined the Saints in 1971 as entertainment director. He took on added duties of game program advertising director in 1977 and travel coordinator in 1979.

A native of New Orleans and graduate of the University of New Orleans, Birrcher is a former publicity director of the Fair Grounds. He had his own advertising agency and is a past president of the Advertising Club of New Orleans.

Birrcher and his wife, Kay, live in Metairie with their two children, Christine Marie and David.



DON JOHNSON, Ticket Manager

Don Johnson joined the Saints in 1980 after 20 years with the Los Angeles Rams.

From Gothenburg, Nebraska, Johnson majored in engineering at USC and served in the Army Air Corps. He became a ticket seller for the Hollywood Stars and Los Angeles Dodgers before joining the Rams in 1960. He was promoted to ticket manager of the Rams in 1971.

Johnson and his wife, Barbara, reside in New Orleans. They have two children, Barbara Michele and Gregory.



AMOS GREEN, Assistant Ticket Manager

Amos Green was promoted to assistant ticket manager in 1979 after serving as office clerk with the Saints beginning in 1975.

A native of New Orleans, Green attended Belle Chasse High School. He graduated from Grambling University, where he majored in recreation and played third base on the baseball team.

Green and his wife, Vickie, live in Harvey with son, Steven.



JAY ROMIG, Data Processing Manager

Jay Romig was appointed to handle computer operations for the Saints in 1979.

Romig had served the Saints as assistant trainer 1977-78. He also served as student trainer and one year as head trainer at the University of New Orleans, where he graduated.

A native New Orleanian, Romig attended Brother Martin High School. He is single and resides in River Ridge.



GREG SUIT, Director of Public Relations

Greg Suit is in his sixth season with the Saints. He was appointed director of public relations in 1981 after serving as publicity director in 1980. He was assistant director of public relations 1977-79.

Suit was sports information director and assistant athletic director at the University of New Orleans for five years. He won four national awards for his sports publications.

A native of Cincinnati, Ohio, Suit graduated from Miami University (Ohio), and worked as a news writer at the Middletown (Ohio) Journal. Suit and his wife, Karen, live in New Orleans with their son, Ted.



RUSTY KASMIERSKY, Assistant Director of Public Relations

Rusty Kasmiersky joined the Saints staff in 1981.

Kasmiersky served as student assistant sports information director at Southwest Texas State University for three years, where he graduated in 1979. He was then appointed

sports information director at Angelo State University and served there one year.

Kasmiersky worked for the Saints 1975-79 as an equipment manager in summer camp. A native of Garwood, Texas, Rusty and his wife, Donna, live in Metairie.

THE BUM PHILLIPS SHOW

"The Bum Phillips Show" airs in New Orleans on WWL-TV (4) beginning Sunday, Sept. 12 at 11 a.m. WWL-TV Sports Director Jim Henderson will host the half-hour show, which will feature an inside look at the Saints, highlights from previous games, and a peek at upcoming opponents. Saints Head Coach O.A. (Bum) Phillips will share his thoughts on many football-related subjects. The program will be seen on a network that includes WAFB in Baton Rouge (Thurs. 10:45 p.m.); KATC, Lafayette (Sat. 6:30 p.m.); KNOE, Monroe (Sat. 10:30 p.m.); WJTV, Jackson, Miss. (Sat. 5 p.m.); WXVT, Greenville, Miss. (Sat., TBA); and WHTV, Meridian, Miss. (TBA).

Saints Bench

COACHING



Fran Albright
Head Coach



Ellen Frisard
Coaching

ADMINISTRATION



Mary Squarsich
Personnel



Yvette Arceneaux
Receptionist



Ruth Barker
Receptionist



Barbara Schoen
Administration



Sylvia Alfortish
Public Relations



Linda Bourgeois
Business



Sam Surtain
Clerk

TICKETS



Sandy King



Beth Mitchell



Judy Chavis



Fran Pope

1982 Saints Veterans

61 SAM ADAMS



Guard 2nd Year with Saints, 11th in NFL
Ht: 6-3 Wt: 260 College: Prairie View A&M
Born: September 20, 1948 at Jasper, Texas
Joined Saints: Trade from New England, 1981

PRO: Has started in 128 of 136 games played in career . . . provided stability to Saints offensive line that opened holes for NFL's leading rusher George Rogers . . . began pro career as supplemental draft selection by Rams in 1970 . . . released by Rams, claimed by Patriots in 1971 . . . one of only two players to play over 100 games for Patriots . . . Saints gave New England no. 8 draft choice in 1981 draft to acquire him.

COLLEGE: Three-year starter at Prairie View A&M . . . has done post-graduate work in accounting, most recently at the University of Houston.

PERSONAL: Attended Jasper (Tex.) High School . . . Cousin of former Pittsburgh Steelers and Patriots DE Ernie Holmes . . . another cousin, James Hadnot, is running back for Kansas City Chiefs . . . married (Marilyn), with two sons, Sam (6/13/73) and Jeremiah (8/27/80) . . . resides in Metairie.

GAMES STARTED/PLAYED: (1972, 7/7); (1973, 8/12); (1974, 14/14); (1975, 12/13); (1976, 14/14); (1977, 14/14); (1978, 16/16); (1979, 13/15); (1980, 14/15); (1981, 16/16). Totals 128/136. Totals with Saints 16/16.

91 MONTE BENNETT



Defensive Tackle 2nd Year with Saints
Ht: 6-3 Wt: 260 College: Kansas State
Born: April 27, 1959 at Sterling, Colorado
Joined Saints: Free Agent, 1981

PRO: Proved a solid player in initial pro season . . . replaced Barry Bennett at nose tackle and started five consecutive games in the early stages of the season . . . ample playing time when not starting . . . only sack of the

season came 11/22 against Oilers in 27-24 Saints win . . . defended pass 10/18 vs. Cleveland.

COLLEGE: Lettered four years at Kansas State . . . team captain senior year . . . named defensive player of the week eight times during his career . . . all-Big Eight selection in 1980 . . . working toward a degree in animal science.

PERSONAL: Attended Sterling (Kan.) High School . . . hobbies are weightlifting, racquetball, and listening to music . . . spent offseason helping his parents on their farm in Sterling . . . single . . . makes offseason home in Sterling.

GAMES STARTED/PLAYED: (1981, 6/16).



50 KEN BORDELON

Linebacker 7th Year with Saints
Ht: 6-4 Wt: 226 College: LSU
Born: August 26, 1954 at New Orleans, La.
Joined Saints: Trade with Los Angeles, 1976

PRO: Fit squarely into new 3-4 alignment as outside linebacker . . . saw a lot of action, shared time with Rob Nairne . . . made big interception 11/22 vs. Houston that set up score . . . returned interception for TD vs. Oakland in 1979 . . . career totals 5 interceptions returned 38 yards . . . came to Saints in 1976 preseason trade with Rams . . . drafted in 5th round by Rams in 1976 . . . Saints gave no. 4 choice in 1977 draft to acquire him.

COLLEGE: Lettered four years as defensive lineman at LSU . . . selected first team all-Southeastern Conference in 1975 . . . played in East-West Shrine and Senior Bowl games . . . has degree in physical education.

PERSONAL: Attended Brother Martin High School in New Orleans . . . native New Orleanian . . . makes personal appearances, shares several real estate investments with teammate Rich Mauti . . . single . . . lives in Kenner.

GAMES STARTED/PLAYED: (1976, 0/12); (1977, 0/14); (1978, inj); (1979, 14/16); (1980, 14/16); (1981, 3/15). Totals 31/73.



77 JERRY BOYARSKY

Defensive Tackle 2nd Year with Saints
Ht: 6-3 Wt: 275 College: Pittsburgh
Born: May 15, 1959 at Scranton, Pa.
Joined Saints: Draft Choice No. 5b, 1981

PRO: Got slow start with knee injury in 1981, but came back to start seven games . . . had only sack 11/22 vs. Houston . . . missed first four games of 1981 on injured reserve list . . . defended two passes . . . natural nose tackle.

COLLEGE: Played nose guard in Pitt's top-ranked defense . . . third best career tackler among 1980 Pitt seniors behind Hugh Green and Rickey Jackson . . . AP first team all-East and College and Pro Football News-weekly first team all-East . . . 1979 AP honorable mention all-America . . . majored in Political Science.

PERSONAL: Attended Lakeland High School in Jermyn, Pa. . . lettered in football, track and basketball . . . spent offseason working out . . . married (Erin) . . . resides in Olyphant, Pa.

GAMES STARTED/PLAYED: (1981, 7/11).



85 HOBY BRENNER

Tight End 2nd Year with Saints
Ht: 6-4 Wt: 240 College: Southern California
Born: June 2, 1959 at Linwood, Calif.
Joined Saints: Draft Choice No. 3b, 1981

PRO: Had tough indoctrination to NFL, waiting on injured reserve six of first seven games of 1981 with turf toe . . . came back to see action in nine games . . . caught 3 passes for 52 yards 11/1 vs. Atlanta . . . kept long drive alive with 28-yard reception 11/8 vs. Los Angeles . . . has speed to split deep zones . . . good blocker.

COLLEGE: Led USC receivers in total yards in 1980 . . . his 26 receptions were the most for a USC tight end since Charle Young's 29 catches in 1972

... AP honorable mention all-America in 1980, 2nd team all-PAC 10 ... also 1979 first-team all-West Coast ... majored in business.

PERSONAL: Attended Fullerton (Calif.) High School ... led basketball team to state semifinals in 1976 ... hobbies are fishing, water skiing and basketball ... single ... full name is Hoby F. J. Brenner ... lives in Fullerton in offseason.

GAMES STARTED/PLAYED: (1981, 1/9).

| Year | No. | RECEIVING Yds. | LG | TD |
|------|-----|-------------------|----|----|
| 1981 | 7 | 143 | 34 | 0 |



67 STAN BROCK

Tackle 3rd Year with Saints

Ht: 6-6 Wt: 275 College: Colorado

Born: June 8, 1958 at Portland, Oregon

Joined Saints: Draft Choice No. 1, 1980

PRO: Durable performer has played in all 32 games since coming to Saints ... started all 16 games in 1981 ... received Pro Bowl votes for his contribution in '81 ... good speed, excellent strength ... all-rookie selection in 1980 by UPI and Pro Football Weekly.

COLLEGE: Called by Colorado coach Chuck Fairbanks "the best pass blocker in college football" his senior year ... first-team all-Big Eight in 1979 ... played in Hula and Senior Bowls ... started every game at right tackle as junior and senior ... team captain and four-year letterman ... majored in physical education.

PERSONAL: Attended Jesuit High School in Beaverton, Oregon ... made all-state team as fullback ... lettered in basketball and track ... brother Pete is center with New England Patriots and was their no. 1 choice in 1976 ... father is riverboat fireman on the Columbia River ... favorite pastime is fishing ... full name is Stanley James Brock ... married (Lori) with two daughters (Sara, 12/24/79 and Jessica, 5/15/81) ... lives in Mandeville.

GAMES STARTED/PLAYED: (1980, 12/16); (1981, 16/16). Totals 28/32.



14 RUSSELL ERXLEBEN

Punter 3rd Year with Saints

Ht: 6-4 Wt: 219 College: Texas

Born: January 13, 1957 at Seguin, Texas

Joined Saints: Draft Choice No. 1, 1979

PRO: Punted 66 times for 40.5-yard average in 1981 ... handled kickoff duties for the first time since rookie year ... ran for 26 yards and first down late in the game 10/25 vs. Cincinnati to preserve 17-7 victory for Saints ... long punt of 60 yards 9/20 vs. Giants is career best ... averaged 45.3 yards per punt 11/8 at Los Angeles ... kicked 24 inside the 20 in 1980 ... spent 15 games in 1979 on injured reserve.

COLLEGE: All-American shares NCAA record for longest field goal with 67-yarder against Rice in 1977 ... kicked three field goals of more than 60 yards and 11 of more than 50 yards ... career punting average of 44.2 yards on 214 punts ... led nation in punting with 46.6 average in 1976 ... kicked record 52-yard field goal in Senior Bowl ... holds degree in business with a second degree in finance.

PERSONAL: Attended Seguin (Texas) High School ... scratch golfer ... last name is pronounced ERKS-lay-ben ... owns investment company in Austin, Texas ... married (Kari) ... resides in Austin.

GAMES PLAYED: (1979, 1); (1980, 16); (1981, 16). Totals 33.

| Punting | | | | | | Placekicking | | | |
|---------|-----|------|------|------|----|--------------|-----|-----|------|
| Year | No. | Yds. | Avg. | Long | BK | Year | FG | PAT | Pts. |
| 1979 | 4 | 148 | 37.0 | 40 | 0 | 1979 | 2-2 | 4-4 | 10 |
| 1980 | 89 | 3499 | 39.3 | 47 | 0 | 1980 | 2-5 | 2-3 | 8 |
| 1981 | 66 | 2672 | 40.5 | 60 | 0 | 1981 | - | - | - |
| Totals | 159 | 6319 | 39.7 | 60 | 0 | Totals | 4-7 | 6-7 | 18 |



59 CHUCK EVANS

Linebacker 3rd Year with Saints

Ht: 6-3 Wt: 235 College: Stanford

Born: December 19, 1955 at West Covina, Calif.

Joined Saints: Draft Choice No. 8, 1980

PRO: Saw much action on passing downs, special teams in 1981 ... started 10/11 vs. Philadelphia ... had slow start in rookie season of 1980

with injury, was on injured reserve at beginning of season . . . can play either inside or outside linebacker in 3-4 alignment.

COLLEGE: Team captain and MVP on defense . . . honorable mention all-America by AP . . . led Stanford in tackles with 118, 83 unassisted . . . three-year starter at defensive tackle and end . . . president of Delta Tau Delta fraternity . . . holds degree in economics.

PERSONAL: Attended West Covina (Calif.) High School . . . high school all-America in football . . . brother Mike (6-11, 260) played center in basketball for University of Northern Arizona . . . full name is Charles Allen Evans . . . single . . . lives in San Bernadino, Calif.

GAMES STARTED/PLAYED: (1980, 2/10); (1981, 1/16). Totals 3/26.



20 RUSSELL GARY

Strong Safety 2nd Year with Saints

Ht: 5-11 Wt: 195 College: Nebraska

Born: July 31, 1959 at Minneapolis, Minnesota

Joined Saints: Draft Choice No. 2a, 1981

PRO: Started 14 games for the Saints in his initial season . . . intercepted a pass 11/8 in Saints victory over Los Angeles . . . sacked Neil Lomax of the Cardinals 12/6 . . . defended 20 passes . . . tough tackler, was fifth on Saints tackle chart . . . came on strong after reporting late in training camp.

COLLEGE: Strongest defensive back in Nebraska history bench pressed 335 pounds . . . strength coaches all-America strength team . . . went to Nebraska as I-back, gained 243 yards in 37 carries for freshman team in 1977 . . . made transition to cornerback following freshman season, and opened 1978 as starting strong safety . . . AP and UPI honorable mention all-Big Eight and AP honorable mention all-America senior year . . . defensive MVP in Senior Bowl . . . also played in East-West Shrine game.

PERSONAL: Attended Central High School in Minneapolis, Minn. . . all-city, all-region, all-state in football senior year . . . Central High's Scholastic Athlete of the Year for highest GPA of any athlete . . . hobbies are bowling and water skiing . . . full name is Russell Craig Gary . . . single . . . lives in Minneapolis, Minn.

GAMES STARTED/PLAYED: (1981, 14/14).



78 ELOIS GROOMS

Defensive End 8th Year with Saints

Ht: 6-4 Wt: 250 College: Tennessee Tech

Born: May 20, 1953 at Tompkinsville, Kentucky

Joined Saints: Draft Choice No. 3a, 1975

PRO: Has started team-record 78 straight games for Saints, dating back to the 1977 season opener . . . best game of 1981 was 9/13 vs. Los Angeles, sacking Rams quarterbacks twice for 26 yards in losses, and returned a fumble 20 yards to set up the Saints' first touchdown . . . finished the season with four sacks for 45 yards in losses, and defended one pass . . . career total 43 sacks for 361 yards in losses, and 2 interceptions returned for 39 yards . . . has recovered 8 fumbles . . . has started 79 of 99 games he's played since 1975.

COLLEGE: Selected to all-Ohio Valley Conference first team in 1973-74 . . . named to Kodak and UPI small college all-America teams . . . team MVP and co-captain as a senior . . . holds degree in physical education.

PERSONAL: Attended Tompkinsville (Ky.) High School . . . works for Executive Office Supply as a sales representative in offseason. . . hobbies are hunting and fishing, trapshooting . . . body builder has complete weight room in his garage . . . active with American Heart Association as honorary chairman, and aids in New Orleans Special Olympics . . . 1981 NFL/Miller Man-of-Year nominee . . . married (Judy) with daughter (Alison, 3/19/81) . . . resides in Mandeville.

GAMES STARTED/PLAYED: (1975, 0/11); (1976, 1/10); (1977, 14/14); (1978, 16/16); (1979, 16/16); (1980, 16/16); (1981, 16/16). Totals 79/99.



55 JEFF GROTH

Wide Receiver 2nd Year with Saints, 4th in NFL

Ht: 5-10 Wt: 172 College: Bowling Green

Born: July 2, 1957 at Mankato, Minnesota

Joined Saints: Free Agent, 1981

PRO: Came to Saints after first game of the regular season, and immediately became a hit on the punt return team . . . finished season in the

top five in the NFL in punt returns with a 12.1 average . . . broke Saints all-time punt return yardage record with 436 yards . . . long gain was 36 yards 9/27 vs. San Francisco . . . also caught 20 passes for 380 yards and one touchdown, sixth on team . . . originally drafted by Miami in the eighth round of the 1979 draft, acquired off waivers by Houston Oilers with six games left in '79 season . . . saw action in all 22 games while with Oilers . . . released by Oilers in final cut of 1981 before being acquired by Saints.

COLLEGE: Career marks of 136 receptions for 2,268 yards and 18 TD's were all school marks when he left Bowling Green in 1978 . . . all-Mid-American Conference selection senior year . . . also returned 29 punts for 11.3 average and three TD's . . . holds degree in business administration.

PERSONAL: Attended Chagrin Falls (Ohio) High School . . . all-state performer in both football and baseball . . . drafted by Chicago Cubs baseball club . . . married (Jackie) . . . resides in Destrehan.

GAMES STARTED/PLAYED: (1979, 0/12); (1980, 0/16); (1981, 13/15). Totals 13/43. Totals with Saints 13/15.

| Year | Receiving | | | | No. | Punt Returns | | | |
|--------|-----------|------|----|----|-----|--------------|------|----|----|
| | No. | Yds. | LG | TD | | FC | Yds. | LG | TD |
| 1979 | 1 | 6 | 6 | 0 | - | - | - | - | - |
| 1980 | 4 | 47 | 18 | 0 | 1 | 0 | 0 | 0 | 0 |
| 1981 | 20 | 380 | 54 | 1 | 37 | 6 | 436 | 36 | 0 |
| Totals | 25 | 433 | 54 | 1 | 38 | 6 | 436 | 36 | 0 |

| Kickoff Returns | | | |
|-----------------|-----|------|----|
| Year | No. | Yds. | TD |
| 1979 | 1 | 21 | 0 |
| 1980 | 12 | 216 | 0 |
| 1981 | 3 | 50 | 0 |
| Totals | 16 | 287 | 0 |



87 LARRY HARDY

Tight End 5th Year with Saints
Ht: 6-3 **Wt:** 230 **College:** Jackson State
Born: July 9, 1956 at Mendenhall, Mississippi
Joined Saints: Draft Choice No. 12, 1978

PRO: Took over starting tight end spot in 1981 . . . caught 23 passes for 275 yards and one touchdown . . . started every game . . . blocking ability

has proven beneficial to Saints running game . . . 71-yard touchdown catch at Atlanta was longest for Saints in 1978.

COLLEGE: Career total 60 catches for 966 yards and 10 touchdowns . . . all-Southwest Athletic Conference as junior . . . used mainly as blocker in wishbone attack senior year . . . intramural one-on-one basketball champ . . . majored in physical education.

PERSONAL: Attended Mendenhall (Mississippi) High School . . . brother Edgar was guard with San Francisco 49ers . . . sister Bertha played with the New Orleans entry in the Womens' Professional Basketball League . . . single . . . resides in Jackson, Mississippi.

GAMES STARTED/PLAYED: (1978, 1/16); (1979, 0/16); (1980, 3/16); (1981, 16/16). Totals 20/48.

| Year | No. | RECEIVING | | LG | TD |
|--------|-----|-----------|--|----|----|
| | | Yds. | | | |
| 1978 | 5 | 131 | | 71 | 1 |
| 1979 | 1 | 3 | | 3 | 1 |
| 1980 | 13 | 197 | | 44 | 0 |
| 1981 | 23 | 275 | | 27 | 1 |
| Totals | 42 | 606 | | 71 | 3 |



82 IKE HARRIS

Wide Receiver 5th Year with Saints, 8th in NFL
Ht: 6-3 **Wt:** 210 **College:** Iowa State
Born: Nov. 27, 1952 at West Memphis, Arkansas
Joined Saints: Trade with St. Louis, 1978

PRO: A trip to the injured reserve list (knee) after the fourth game of the season shelved Harris for the year . . . started first three contests, caught 2 passes for 33 yards . . . caught 37 passes for 692 yards and 6 TD's in 1980 . . . disciplined patterns, height is advantage . . . acquired by Saints from St. Louis along with Conrad Dobler for Terry Stieve and Bob Pollard prior to

1978 season . . . drafted in fourth round in 1974 by Cardinals, but played that year with the Southern California Sun of the WFL.

COLLEGE: Had 76 career catches for 1,226 yards and 10 touchdowns. . . set Liberty Bowl record with two touchdown catches in 1972. . . holds degree in industrial administration and accounting.

PERSONAL: Attended West Memphis (Arkansas) High . . . Certified Public Accountant works as auditor for CPA firm in Des Moines, Iowa, during offseason . . . married (Charlene) with son (Solomon, 12/16/73) and daughter (Sonya, 4/13/76) . . . lives in Des Moines.

GAMES STARTED/PLAYED: (1975, 5/14); (1976, 14/14); (1977, 14/14); (1978, 15/15); (1979, 14/14); (1980, 16/16); (1981, 3/3). Totals, 81/90. Totals with Saints 48/48.

| Years | Team | RECEIVING | | | TD |
|--------|-------------|-----------|-------|------|----|
| | | No. | Yds. | Long | |
| 1975 | St. Louis | 15 | 266 | 36 | 0 |
| 1976 | St. Louis | 52 | 782 | 40 | 1 |
| 1977 | St. Louis | 40 | 547 | 38 | 3 |
| 1978 | New Orleans | 40 | 590 | 45 | 4 |
| 1979 | New Orleans | 25 | 395 | 42 | 2 |
| 1980 | New Orleans | 37 | 692 | 46 | 6 |
| 1981 | New Orleans | 2 | 33 | 20 | 0 |
| Totals | | 211 | 3,305 | 46 | 16 |



62 JOHN HILL

Center 8th Year with Saints, 11th in NFL
Ht: 6-2 Wt: 246 College: Lehigh
Born: April 16, 1950 at East Orange, New Jersey
Joined Saints: Waivers from N.Y. Giants, 1975

PRO: Has missed only five games since joining Saints in 1975 . . . has started 98 of 101 games he has played in since coming to New Orleans . . . started every game for four years, 1976-79 . . . underwent surgery (leg) before 1981 season, but still played in 13 games in 1981 . . . led attack in 1979 that allowed only 17 quarterback sacks, second lowest in NFL that year . . . played five games in 1978 with fractured finger after helping design a cast which made it possible to remain in lineup . . . snaps on field

goals and can handle punt snaps . . . also played tackle with Giants . . . drafted in sixth round by Giants in 1972.

COLLEGE: Selected to all-East and college division all-America teams . . . team captain as a senior . . . played in East-West Shrine game . . . shot and discus man on track team . . . holds degree in engineering.

PERSONAL: Attended Franklin High School in Somerset, New Jersey . . . spends offseason fishing, golfing, and working out . . . married (Denise) with daughter (Lauren, 6/3/81) . . . resides in Destrehan.

GAMES STARTED/PLAYED: (1972, 0/14); (1973, 0/12); (1974, 0/12); (1975, 13/13); (1976, 14/14); (1977, 14/14); (1978, 16/16); (1979, 16/16); (1980, 14/15); (1981, 11/13). Totals 98/127. Totals with Saints 98/101.



45 JACK HOLMES

Fullback 5th Year with Saints
Ht: 6-0 Wt: 210 College: Texas Southern
Born: June 20, 1953 at Rolling Fork, Mississippi
Joined Saints: Free Agent, 1978

PRO: Continues to earn more playing time, gain more yardage . . . started 15 of 16 games in 1981, only one he didn't start was because the offense opened with only one running back and two tight ends . . . led team in pass receptions with 38 for 206 yards . . . caught at least one pass in 15 games, including last 14 in a row . . . second leading rusher on team with 194 yards in 58 carries, and scored two touchdowns both 11/22 vs. Houston . . . excellent lead blocker for NFL rushing leader George Rogers . . . had previous experience with Houston Oilers, British Columbia Lions (CFL), and Houston Titans.

COLLEGE: All-Southwest Athletic Conference two years . . . won team blocking award . . . majored in health and physical education.

PERSONAL: Attended Rolling Fork (Mississippi) High School, and was

inducted into their hall of fame . . . played basketball, tennis, worked out during offseason . . . made personal appearances . . . single . . . resides in Metairie.

GAMES STARTED/PLAYED: (1978, 0/11); (1979, 1/16); (1980, 7/16); (1981, 15/16). Totals 23/59.

| Year | no. | RUSHING | | | | No. | RECEIVING | | | TD |
|--------|-----|---------|------|----|----|-----|-----------|----|----|----|
| | | Yds. | Avg. | LG | TD | | Yds. | LG | TD | |
| 1978 | 2 | 4 | 2.0 | 4 | 0 | | None | | | |
| 1979 | 17 | 68 | 4.0 | 14 | 0 | 3 | 19 | 13 | 0 | |
| 1980 | 38 | 119 | 3.2 | 20 | 2 | 29 | 226 | 16 | 1 | |
| 1981 | 58 | 194 | 3.3 | 11 | 2 | 38 | 206 | 19 | 0 | |
| Totals | 115 | 385 | 3.3 | 20 | 4 | 70 | 451 | 19 | 1 | |



69 NAT HUDSON

Guard 2nd Year with Saints

Ht: 6-3 Wt: 265 College: Georgia

Born: October 11, 1957 at Rome, Georgia

Joined Saints: Draft Choice No. 6a, 1981

PRO: Saw action in every game in 1981 as rookie . . . solid performer stepped in admirably, learned from seasoned veterans at guard position . . . can play either guard position . . . steady player, learns assignments quickly.

COLLEGE: Vital part of 1980 national champions . . . won Jacob Blocking Award for SEC's best blocker in 1980 . . . AP & Sporting News honorable mention all-America . . . first-team all SEC by UPI, College & Pro Football Newsweekly & SEC Sports Journal . . . played in Senior Bowl and East-West Shrine games . . . majored in Industrial Arts.

PERSONAL: Attended Rome (Georgia) High School . . . lettered four times in wrestling, track and football, twice in basketball and baseball . . . state wrestling champion three times . . . hobbies are music, swimming and hunting . . . full name is Nathaniel Lamar Hudson . . . single . . . lives in Rome, Georgia.

GAMES STARTED/PLAYED: (1981, 0/16).



57 RICKEY JACKSON

Linebacker 2nd Year with Saints

Ht: 6-2 Wt: 230 College: Pittsburgh

Born: March 20, 1958 at Pahokee, Florida

Joined Saints: Draft Choice No. 2b, 1981

PRO: Started every game for Saints in his rookie season . . . third on team tackle chart . . . led team in sacks with 8 for 65 yards in losses . . . forced two fumbles 10/4 vs. Pittsburgh . . . defended four passes . . . recovered fumble that turned game around 10/25 vs. Cincinnati, a 17-7 Saints victory . . . sacked Houston QB for 16-yard loss 11/22 in 27-24 Saints win . . . aggressive player, fights off blocks to make big tackles.

COLLEGE: Played defensive end in Pittsburgh's number one-ranked defense . . . played opposite Hugh Green, but Jackson led team in tackles . . . played in Senior Bowl, and was defensive MVP in East-West Shrine Game . . . ABC Player of the Game vs. Penn State in 1980 . . . majored in history.

PERSONAL: Attended Pahokee (Florida) High School . . . all-state three times in football, twice in basketball . . . also caught 21 passes for 8 touchdowns as tight end senior year . . . played in three state football championship games, and was on state basketball championship team senior year . . . full name is Rickey Anderson Jackson . . . single . . . resides in Metairie.

GAMES STARTED/PLAYED: (1981, 16/16).



52 JIM KOVACH

Linebacker 4th Year with Saints

Ht: 6-2 Wt: 225 College: Kentucky

Born: May 1, 1956 at Parma Heights, Ohio

Joined Saints: Draft Choice No. 4, 1979

PRO: Fit like glove into Saints' new 3-4 defense . . . inside linebacker was second on team tackle chart despite missing one game with injury . . . one sack for 10 yards lost, 9/6 at Atlanta . . . forced five fumbles, including big

play that turned game around 10/25 vs. Cincinnati . . . also intercepted pass and ran it back 13 yards in that game . . . gave ball to child in wheelchair following interception . . . defended 10 passes . . . forced fumble 9/13 vs. Rams that DE Elois Grooms returned 20 yards, setting up first Saints touchdown in 23-17 victory . . . instinctive player, flows into play to plug holes . . . anchor of defense that gave up fewest yards per carry in team history and held all running backs under 100 yards.

COLLEGE: Team Captain and all-Southeastern Conference selection at linebacker . . . Phi Beta Kappa scholar began medical school in 1978 . . . leading tackler 1976-77-78 . . . redshirted 1977 with shoulder injury . . . played in Senior and Hula Bowls . . . made 16 tackles in 1976 Peach Bowl.

PERSONAL: Attended Valley Forge High School in Parma Heights, Ohio . . . attends University of Kentucky medical school in offseason . . . hobby is golf . . . name is pronounced KOE-vawch . . . married (Deborah) with two sons (Jimmy 10/23/75 and Ross 5/19/79) . . . lives in Lexington, KY.

GAMES STARTED/PLAYED: (1979, 0/16); (1980, 2/11); (1981, 15/15). Totals 17/42.



64 DAVE LAFARY

Tackle 6th Year with Saints

Ht: 6-7 Wt: 275 College: Purdue

Born: January 13, 1955 at Cincinnati, Ohio

Joined Saints: Draft Choice No. 5a, 1977

PRO: Saw action in every game in 1981, started four . . . versatile player, can play tackle or guard . . . started 13 games at right guard in place of injured Conrad Dobler in 1978 . . . first career start came in 1978 in front of hometown crowd vs. Cincinnati . . . was reserve guard and tackle rookie year . . . knows system, adapts quickly to different positions.

COLLEGE: Changed from defensive tackle to offensive line after sophomore year . . . developed into first-class tackle as senior . . . received game

ball in Purdue's win over Miami of Ohio . . . holds degree in health and physical education.

PERSONAL: Attended LaSalle High School in Cincinnati, Ohio . . . last name is pronounced la-FARR-ee . . . spent offseason hunting, fishing, trapshooting, working out . . . single . . . lives in Cincinnati, Ohio.

GAMES STARTED/PLAYED: (1977, 0/10); (1978, 13/15); (1979, 0/16); (1980, 4/15); (1981, 4/16). Totals 21/72.



8 ARCHIE MANNING

Quarterback 12th Year with Saints

Ht: 6-3 Wt: 200 College: Mississippi

Born: May 19, 1949 at Drew, Mississippi

Joined Saints: Draft Choice No. 1, 1971

PRO: Injuries hampered Archie throughout the year . . . missed four games completely, and played only one series in another . . . completed 134 of 232 passes for 1447 yards and 5 touchdowns . . . was injured in first game, played one series vs. Rams in second week, missed third game at Giants, came in in fourth quarter in fourth contest at 49ers . . . also missed second game vs. Rams and at Minnesota . . . had best passing year in 1980, led NFC in completions (309) and yards (3,716) . . . passed for over 300 yards six times in 1980 . . . 377 yards vs. San Francisco was career high and Saints record . . . Pro Bowl quarterback in 1978 and 1979 . . . led NFC to victory in 1979, completing 9 of 10 passes for 112 yards and one touchdown . . . led NFC to 13-7 win in 1978 Pro Bowl . . . made pro debut in 24-20 win over Rams in 1971 . . . led NFL passers with 230 completions for 2,781 yards in 1972 . . . career passing yardage now 21,731 yards . . . also third leading rusher in Saints history with 2,058 yards . . . played with knee and arm ailments in 1974 and 1975 . . . missed entire 1976 season with tendonitis in passing shoulder which required two operations . . . NFC Player of the Year in 1978 by UPI and Sporting News.

COLLEGE: Named quarterback of the quarter-century (1950-75) in the Southeastern Conference . . . selected first team all-America in 1969 . . . all-SEC in 1969-70 . . . set SEC record for total offense in one game with

540 yards vs. Alabama in 1969 . . . had three-year career statistics of 412 completions for 4,753 yards with .541 percentage and 31 touchdowns . . . MVP in both Sugar and Gator bowl games . . . holds degree in business.

PERSONAL: Attended Drew (Mississippi) High School . . . has worked in dealer development program at Royal Oldsmobile . . . 1978 winner of Justice Byron "Whizzer" White humanitarian award for service to team, community and country . . . 1979 recipient of VFW Meritorious Service award by Milwaukee Press Club . . . active in Big Brothers, Special Olympics, Muscular Dystrophy Association, Fellowship of Christian Athletes, and many other charity and service groups . . . named "Mississippian of the Year" in 1980 by Miss. Broadcasters Association . . . named national runner-up in NFL Miller Man of the Year balloting in 1981 given for community service, and voted on by fans across the nation . . . full name is Elisha Archie Manning III . . . married (Olivia) with three sons (Cooper 3/6/74, Peyton 3/24/76, and Elisha 1/3/81) . . . resides in Garden District in New Orleans.

GAMES STARTED/PLAYED: (1971, 10/12); (1972, 14/14); (1973, 13/14); (1974, 12/12); (1975, 13/13); (1976, DNP); (1977, 9/10); (1978, 16/16); (1979, 16/16); (1980, 16/16); (1981, 11/12). Totals 130/135.

| Year | PASSING | | | | | | RUSHING | | | | | |
|--------|---------|-------|--------|------|------|-----|---------|-------|------|----|----|--|
| | Att. | Comp. | Yds. | Pct. | Int. | TD | No. | Yds. | Avg. | LG | TD | |
| 1971 | 177 | 86 | 1,164 | 48.6 | 9 | 6 | 33 | 172 | 5.2 | 17 | 4 | |
| 1972 | 448 | 230 | 2,781 | 51.3 | 21 | 18 | 63 | 351 | 5.6 | 18 | 2 | |
| 1973 | 267 | 140 | 1,642 | 52.4 | 12 | 10 | 63 | 293 | 4.7 | 23 | 2 | |
| 1974 | 261 | 134 | 1,429 | 51.3 | 16 | 6 | 28 | 204 | 7.3 | 26 | 1 | |
| 1975 | 338 | 159 | 1,683 | 47.0 | 20 | 7 | 33 | 186 | 5.6 | 16 | 1 | |
| 1976 | Injured | | | | | | | | | | | |
| 1977 | 205 | 113 | 1,284 | 55.1 | 9 | 8 | 39 | 270 | 6.9 | 27 | 5 | |
| 1978 | 471 | 291 | 3,416 | 61.8 | 16 | 17 | 38 | 202 | 5.3 | 19 | 1 | |
| 1979 | 420 | 252 | 3,169 | 60.0 | 20 | 15 | 35 | 186 | 5.3 | 20 | 2 | |
| 1980 | 509 | 309 | 3,716 | 60.7 | 20 | 23 | 23 | 166 | 7.2 | 24 | 0 | |
| 1981 | 232 | 134 | 1,447 | 57.8 | 11 | 5 | 3 | 28 | 9.3 | 15 | 0 | |
| Totals | 3,328 | 1,848 | 21,731 | 55.5 | 154 | 115 | 358 | 2,058 | 5.8 | 27 | 18 | |

SAINTS RETIRED NUMBERS

The only numbers in the 15-year history of the Saints to be retired are 81 and 31. Defensive end Doug Atkins wore 81. He played from 1967-69. The former University of Tennessee all-American ended his 17-year playing career in the Saints' third year of existence. Jimmy Taylor, the all-pro running back who rose to fame with the Green Bay Packers, wore 31.



86 RICH MARTINI

Wide Receiver 2nd Year with Saints, 4th in NFL
Ht: 6-2 Wt: 185 College: California-Davis
Born: November 19, 1955 at Berkeley, California
Joined Saints: Free Agent, 1981

PRO: Came to Saints 9/29, played in every game for rest of the season . . . caught 8 passes for 72 yards . . . excellent special teams performer . . . was drafted by Oakland in 7th round of 1977, spent '77 and '78 on Raiders' reserve list . . . played in all 32 games for Raiders in '79-'80 . . . best season was in 1979, when he caught 24 passes.

COLLEGE: One of the top receivers in Far Western Conference in 1976 with 25 receptions for 448 yards . . . played on three straight conference championship teams . . . named Conference Player of the Year in baseball in 1975 when he batted .411 and was drafted by Los Angeles Dodgers . . . was drafted again by Texas Rangers in 1977. Holds degree in agricultural economy & business management.

PERSONAL: Attended Ygnacio Valley High School in Concord, California . . . excelled in football and baseball . . . single . . . lives in Oakland, Calif.

GAMES STARTED/PLAYED: (1979, 4/16); (1980, 1/16); (1981, 0/12). Totals 5/44. Totals with Saints 0/12.

| Year | No. | RECEIVING | | | TD |
|--------|-----|-----------|----|--|----|
| | | Yds. | LG | | |
| 1979 | 24 | 259 | 22 | | 2 |
| 1980 | 1 | 36 | 36 | | 0 |
| 1981 | 8 | 72 | 15 | | 0 |
| Totals | 33 | 367 | 36 | | 2 |



84 RICH MAUTI

Wide Receiver 5th Year with Saints
Ht: 6-0 Wt: 190 College: Penn State
Born: May 25, 1954 at East Meadow, New York
Joined Saints: Free Agent, 1977

PRO: Spent entire 1981 on injured reserve with broken collarbone . . . led NFC in kickoff returns in 1980 with 25.7-yard average, 2nd in NFL (31 for

798 yards) . . . also can return punts . . . suffered broken arm midseason 1980 . . . trademark is special teams play, where he excels as headhunter . . . can play both split end and flanker.

COLLEGE: Wide receiver and tailback at Penn State . . . used mainly as a blocker . . . caught only 11 passes during college career . . . majored in physical education.

PERSONAL: Attended East Meadow (New York) High School . . . originated "Mauti Challenge" in which he pledged \$1 per return yard and \$10 per special teams tackle to American Cancer Society and challenged businesses and individuals to match his contribution . . . helped organize "Scramble Against Cancer" golf tourney that bears his name . . . 1980 finalist in NFL/Miller Man-of-Year balloting . . . name is pronounced MAW-tee . . . works for Gulf International Marine Corporation, a tugboat leasing service in offseason . . . married (Nancy) . . . lives in Mandeville.

GAMES STARTED/PLAYED: (1977, 4/13); (1978, 1/16); (1979, 0/15); (1980, 0/9); (1981, inj.). Totals 5/53.

| Year | RECEIVING | | | | PUNT RETURNS | | | | |
|--------|-----------|------|----|----|--------------|----|------|----|----|
| | No. | Yds. | LG | TD | No. | FC | Yds. | LG | TD |
| 1977 | 4 | 71 | 23 | 1 | 37 | 10 | 281 | 33 | 0 |
| 1978 | 8 | 69 | 16 | -2 | 0 | 3 | 0 | 0 | 0 |
| 1979 | 2 | 64 | 61 | 0 | 27 | 13 | 218 | 33 | 0 |
| 1980 | 1 | 10 | 10 | 0 | 11 | 4 | 111 | 18 | 0 |
| 1981 | Injured | | | | | | | | |
| Totals | 15 | 214 | 61 | 2 | 75 | 30 | 610 | 33 | 0 |

| KICKOFF RETURNS | | | | |
|-----------------|---------|-------|----|----|
| Year | No. | Yds. | LG | TD |
| 1977 | 27 | 609 | 38 | 0 |
| 1978 | 17 | 388 | 39 | 0 |
| 1979 | 36 | 801 | 39 | 0 |
| 1980 | 31 | 798 | 52 | 0 |
| 1981 | Injured | | | |
| Totals | 111 | 2,596 | 52 | 0 |

SAINTS MOST VALUABLE PLAYERS

1967—Dave Whitsell, safety
 1968—Doug Atkins, defensive end
 1969—Danny Abramowicz, receiver
 1970—Mike Tilleman, defensive tackle
 1971—Jake Kupp, guard
 1972—Archie Manning, quarterback
 1973—Billy Newsome, defensive end
 1974—John Didion, center

1975—Mike Strachan, halfback
 1976—Tony Galbreath, fullback
 1977—Chuck Crist, safety
 1978—Archie Manning, quarter-
 back
 1979—Chuck Muncie, halfback
 1980—Archie Manning, quarter-
 back
 1981—George Rogers, halfback



19 GUIDO MERKENS

Quarterback-Wide Receiver

3rd Year with Saints, 5th in NFL

Ht: 6-1 Wt: 195 College: Sam Houston State

Born: August 8, 1955 at San Antonio, Texas

Joined Saints: Waivers from Houston, 1980

PRO: Led Saints wide receivers in catches in 1981 with 29 for 458 yards . . . caught 4 passes in three games . . . 46-yard reception 11/1 vs. Atlanta tied game at 10-10 in second quarter of game . . . caught a pass in last 12 games . . . completed one of two passes in 1981 for 20 yards . . . versatile player, has played quarterback, wide receiver, defensive back, punt and kickoff returner, and is valuable tackler on punt and kickoff teams . . . came to Saints for last game of 1980, started at defensive back, made 7 tackles in game.

COLLEGE: Played quarterback and defensive back at Sam Houston State . . . also punted and kicked placements in freshman and sophomore years . . . holds degree in physical education.

PERSONAL: Attended Edison High School in San Antonio, Texas . . . got pro tryout when Oilers scout and former NFL kicker Jerrel Wilson saw him play softball . . . hobbies include basketball and softball . . . holds offseason position with Sun Drilling Products, Inc. . . . married (Vicki) with two sons (Guido III 9/20/78 and Jeremiah Christian 3/15/80) . . . lives in Destrehan.

GAMES STARTED/PLAYED: (1978, 0/12); (1979, 0/16); (1980, 1/8); (1981, 11/16). Totals 12/52. Totals with Saints 12/17.

| Year | RECEIVING | | | | PUNT RETURNS | | | | |
|--------|-----------|------|----|----|--------------|----|------|-----|----|
| | No. | Yds. | LG | TD | No. | FC | Yds. | LG | TD |
| 1978 | 1 | 6 | 6 | 0 | 13 | 1 | 132 | 42 | 0 |
| 1979 | 3 | 44 | 20 | 1 | 2 | 5 | 6 | 6 | 0 |
| 1980 | None | | | | None | | | | |
| 1981 | 29 | 458 | 50 | 1 | 16 | 1 | -12 | -12 | 0 |
| Totals | 33 | 508 | 50 | 2 | 16 | 7 | 126 | 42 | 0 |

| KICKOFF RETURNS | | | | |
|-----------------|-----|------|----|----|
| Year | No. | Yds. | LG | TD |
| 1978 | | None | | |
| 1979 | 2 | 22 | 22 | 0 |
| 1980 | | None | | |
| 1981 | 2 | 38 | 20 | 0 |
| Totals | 4 | 60 | 22 | 0 |



74 DERLAND MOORE

Defensive Tackle 10th Year with Saints
Ht: 6-4 **Wt:** 253 **College:** Oklahoma
Born: October 7, 1951 at Malden, Missouri
Joined Saints: Draft Choice No. 2, 1973

PRO: Handled left end duties for Saints in 16 games . . . durable veteran learned 3-4 alignment quickly . . . sack 9/6 vs. Atlanta for 9-yard loss . . . recovered fumble 11/22 at Houston . . . led team in sacks in 1980 with 8½ . . . also had 8 sacks in 1976 . . . has started 110 of 126 games he has played in during his career . . . career total of 5 fumbles recovered.

COLLEGE: Selected first team all-America and all-Big Eight in 1971 and 1972 . . . played in Sugar Bowl games in 1971 and 1972 . . . named lineman of the week by Associated Press after 1972 game vs. Texas . . . received Gomer Jones award as outstanding lineman . . . was a walk-on as freshman . . . shot and discus man on track team . . . majored in finance.

PERSONAL: Attended Poplar Bluff (Missouri) High School . . . co-owns Okie-II Company, an oilfield services firm . . . married (Frannie) with daughter (Michelle 10/17/79) and son (Derland, Jr. 6/24/81) . . . resides in Covington.

GAMES STARTED/PLAYED: (1973, 0/12); (1974, 14/14); (1975, 12/14); (1976, 14/14); (1977, 10/10); (1978, 14/15); (1979, 15/15); (1980, 15/16); (1981, 16/16). Totals 110/126.



37 TOMMY MYERS

Safety 10th Year with Saints
Ht: 6-0 **Wt:** 180 **College:** Syracuse
Born: October 24, 1950 at Cohoes, New York
Joined Saints: Draft Choice No. 3a, 1972

PRO: Continues to add to his Saints record career interception lead . . . had two in 1981 to up his total to 36 for his career . . . fourth on team tackle chart, behind three linebackers . . . forced two fumbles . . . defensed 16 passes, has 120 deflections for career . . . all-NFC selection in 1979 by UPI and Pro Football Weekly, was voted to Pro Bowl, started and had interception . . . 97-yard interception return for TD vs. Vikings in 1978 was best in

NFL and longest in Saints history . . . had three interceptions in that game, earning NFL player of the week . . . 151 yards interception returns in that game is third best in NFL history . . . had returned two fumbles for scores in career . . . blocked one kick in 1977.

COLLEGE: Selected all-America in 1971 . . . team captain as senior . . . returned punts for 436 yards in 1970 to set school record previously held by Floyd Little . . . played in East-West Shrine and Hula Bowl games . . . also played lacrosse . . . holds degree in physical education.

PERSONAL: Attended Pulaski High School in New Britain, Conn. . . works in offseason for John W. Mecom Company . . . married (Vicki) with daughter (Whitney 6/15/79), and son Kent Patrick (3/20/82) . . . lives in Houston, Texas.

GAMES STARTED/PLAYED: (1972, 6/13); (1973, 12/13); (1974, 12/12); (1975, 8/8); (1976, 12/14); (1977, 10/12); (1978, 16/16); (1979, 15/15); (1980, 15/16); (1981, 15/16). Totals 106/119.

| Year | No. | INTERCEPTIONS | | | TD |
|--------|-----|---------------|------|--|----|
| | | Yds. | Avg. | | |
| 1972 | 3 | 0 | 0 | | 0 |
| 1973 | 3 | 33 | 16.5 | | 0 |
| 1974 | 3 | 43 | 14.3 | | 0 |
| 1975 | 5 | 83 | 16.6 | | 0 |
| 1976 | 1 | 0 | 0 | | 0 |
| 1977 | 1 | 2 | 2.0 | | 0 |
| 1978 | 6 | 167 | 27.8 | | 1 |
| 1979 | 7 | 127 | 18.1 | | 1 |
| 1980 | 5 | 96 | 19.2 | | 0 |
| 1981 | 2 | 70 | 35.0 | | 0 |
| Totals | 36 | 551 | 15.3 | | 2 |



55 ROB NAIRNE

Linebacker 2nd Year with Saints, 6th in NFL
Ht: 6-4 **Wt:** 227 **College:** Oregon State
Born: March 24, 1954 at Redding, California
Joined Saints: Trade with Denver, 1981

PRO: Came to Saints in week prior to opening season game, saw action in all 16 contests . . . was seventh on team tackle chart . . . had interception 9/13 vs. Rams, returned 18 yards . . . two sacks for 18 yards lost . . .

defensed 8 passes . . . recovered two fumbles, forced one . . . started 16 games for Broncos in 1980 at outside linebacker, registered 150 tackles . . . recovered two fumbles in one game in 1980 . . . returned blocked punt 22 yards for a touchdown in 1979.

COLLEGE: Three-year letterman at Oregon State . . . led team in tackles senior year . . . holds degree in marketing.

PERSONAL: Attended Ferndale (Calif.) High School . . . lettered four times in football, basketball and baseball, and once in track . . . hobbies are skiing, golf, and basketball . . . married (Jacqueline) . . . offseason home is Englewood, Colo.

GAMES STARTED/PLAYED: (1977, 0/13); (1978, 0/16); (1979, 4/10); (1980, 16/16); (1981, 13/16). Totals 33/71. Totals with Saints 13/16.



83 TINKER OWENS

Wide Receiver 5th Year with Saints
Ht: 5-11 Wt. 170 College: Oklahoma
Born: October 3, 1954 at Miami, Oklahoma
Joined Saints: Draft Choice No. 4, 1976

PRO: Spent entire 1981 season on physically unable to perform list . . . was injured (knee) in 1980, when he spent six games on injured reserve and had surgery after season . . . has outstanding concentration . . . can catch anything he can touch . . . best season was 1978, when he caught 40 passes for 446 yards and 3 TDs.

COLLEGE: Selected first-team NEA all-America when he caught 18 passes for 413 yards in 1974 with a wishbone team . . . named to all-Big Eight second team in 1975 . . . was MVP in 1973 Sugar Bowl . . . also played in Orange Bowl and Japan Bowl . . . majored in public relations.

PERSONAL: Attended Miami (Oklahoma) High School . . . brother Steve

was 1969 Heisman trophy winner at Oklahoma . . . first name is Charles . . . works with oilfield supply company in offseason . . . married (Terri) with two daughters (Brandi 5/2/73 and Lindsy Dawn 2/10/77) . . . lives in Kenner.

GAMES STARTED/PLAYED: (1976, 1/14); (1977, inj.); (1978, 10/14); (1979, 2/13); (1980, 0/7); (1981, inj.). Totals 13/48.

| Year | No. | RECEIVING | | LG | TD |
|--------|-----|-----------|------|----|----|
| | | | Yds. | | |
| 1976 | 12 | | 241 | 74 | 1 |
| 1977 | | Injured | | | |
| 1978 | 40 | | 446 | 47 | 2 |
| 1979 | 7 | | 72 | 21 | 1 |
| 1980 | 1 | | 26 | 26 | 0 |
| 1981 | | Injured | | | |
| Totals | 60 | | 785 | 74 | 4 |



53 SCOTT PELLUER

Linebacker 2nd Year with Saints
Ht: 6-2 Wt: 215 College: Washington State
Born: April 28, 1959 at Yakima, Washington
Joined Saints: Waivers from Dallas, 1981

PRO: Came to Saints in opening week of 1981, was very effective on special teams . . . saw action as inside linebacker, recovered fumble 12/10 vs. San Francisco . . . played in all games . . . was Dallas' fourth-round selection in 1981 draft . . . was acquired by Saints 9/1 on waivers.

COLLEGE: Four-year starter at outside linebacker for Washington State . . . led team in QB sacks three years . . . national scholar-athlete finalist and was voted most inspirational player by his teammates . . . defensive co-captain senior season . . . earned degree in secondary education with math and science concentrations.

PERSONAL: Attended Interlake High School in Bellevue, Washington . . . played tight end and linebacker . . . served as student assistant football coach at Weber State after graduation from Washington State . . . hopes to become a math and English teacher and high school football coach . . . single . . . lives in Seattle, Wash.

GAMES STARTED/PLAYED: (1981, 0/16).



76 JIM PIETRZAK

Center 3rd Year with Saints, 7th in NFL
Ht: 6-5 **Wt:** 260 **College:** Eastern Michigan
Born: February 21, 1953 at Hamtramck, Michigan
Joined Saints: Free Agent, 1979

PRO: Versatile lineman plays center, guard, and tackle . . . started five games in 1981 at center . . . long snapper on punts . . . was drafted in sixth round by Giants in 1974, played two seasons before missing 1976 on injured reserve (back) . . . with New England, Denver, and back to Giants in 1977 . . . received game ball as defensive tackle in 1975 vs. 49ers when he had two quarterback sacks and blocked a PAT.

COLLEGE: Played center-guard-tackle for three seasons . . . all-America honors by Associated Press, Kodak and Football News . . . played in 1971 Pioneer Bowl . . . lettered in track and wrestling . . . vice-president of Alpha Phi Omega National service fraternity . . . holds degree in marketing research.

PERSONAL: Attended University of Detroit High School . . . established own insurance company in New Baltimore, Mich. where he works in the offseason . . . is a fundraiser for community charities . . . track coach at local high school in offseason . . . name is pronounced PETER-zak . . . married (Catherine) with son (Jim, Jr. 3/31/78) and daughter (Erin Marie 4/29/81) . . . resides in New Baltimore, Michigan.

GAMES STARTED/PLAYED: (1974, 0/14); (1975, 0/14); (1976, inj); (1977, 0/14); (1978, 0/16); (1979, 0/11); (1980, 2/15); (1981, 5/16). Totals 7/100. Totals with Saints 7/42.



25 JOHNNIE POE

Cornerback 2nd Year with Saints
Ht: 6-1 **Wt:** 185 **College:** Missouri
Born: August 29, 1959 in East St. Louis, Illinois
Joined Saints: Draft Choice No. 6b, 1981

PRO: In his first pro game, 9/6 at Atlanta, intercepted a pass, and forced a fumble . . . recovered fumble, returned it 10 yards 10/4 vs. Pittsburgh . . .

started 15 games at right cornerback for Saints . . . missed one game with injury . . . defended 5 passes 10/25 vs. Cincinnati . . . 14 passes defended for season . . . quick, can cover deep, and forces well on sweeps . . . good balance, changes direction well.

COLLEGE: Earned Associated Press all-Big Eight honors in 1980, and honorable mention all-Big Eight from AP in 1979 . . . returned 5 punts for 40 yards in 1980 . . . team co-captain . . . converted to defensive back in spring of 1978 from wide receiver . . . majored in elementary education.

PERSONAL: Attended Lincoln High School in East St. Louis, Illinois . . . twice all-district in football and track, lettered in both sports three times . . . hobbies are music and woodworking . . . married (Sharon) with one daughter (Letresha 10/7/80) . . . full name is Johnnie Edward Poe . . . lives in East St. Louis, Illinois.

GAMES STARTED/PLAYED: (1981, 15/15).



58 GLEN REDD

Linebacker 2nd Year with Saints
Ht: 6-1 **Wt:** 225 **College:** Brigham Young
Born: June 17, 1958 in Ogden, Utah
Joined Saints: Draft Choice No. 6c, 1981

PRO: Led team in tackles with over 200 total . . . started all 16 games at left inside linebacker as rookie . . . intercepted pass and returned it 7 yards at Los Angeles 11/8 . . . QB sack for 10-yard loss vs. Green Bay 12/13 . . . vital part of defense that allowed team-record low of 3.8-yard yield per rush and held all running backs under 100 yards.

COLLEGE: Played all linebacker positions at Brigham Young . . . averaged 11 tackles per game throughout his career . . . first team all-Western Athletic Conference as senior . . . team captain as senior . . . 1980 team leader in tackles with 148 . . . intercepted 5 passes in 1979 . . . two interceptions vs. San Diego State . . . majored in recreation.

PERSONAL: Attended Ogden (Utah) High School . . . played football and

baseball at Ogden High . . . born with spondylolisthesis (displacement of the lumbar vertebra), spent freshman offseason in college in brace and under medication, redshirted in 1977 . . . full name is Glen Herrscher Redd . . . single . . . lives in Ogden, Utah.

GAMES STARTED/PLAYED: (1981, 16/16)

racquetball circuit . . . travels, does commercials, holds public relations position with Alliance Federal Savings and Loan in offseason . . . married (Karen) . . . lives in Destrehan.

GAMES PLAYED: (1976, 8); (1977, Inj.); (1978, 16); (1979, 16); (1980, 14); (1981, 16). Total 70. Total with Saints 30.

| SCORING | | | | | |
|---------|--------|--------|---------|---------|------|
| Year | Team | FG-FGA | FG Pct. | PAT | PTS. |
| 1976 | Lions | 10-14 | .710 | 19-21 | 49 |
| 1977 | Lions | 0-0 | 0-0 | 0-0 | 0 |
| 1978 | Lions | 20-28 | .710 | 32-33 | 92 |
| 1979 | Lions | 10-18 | .560 | 25-26 | 55 |
| 1980 | Saints | 10-17 | .590 | 31-34 | 61 |
| 1981 | Saints | 13-25 | .520 | 24-24 | 63 |
| Totals | | 63-102 | .618 | 131-138 | 330 |



1 BENNY RICARDO

Kicker 3rd Year with Saints, 6th in NFL
Ht: 5-10 Wt: 170 College: San Diego State
Born: January 4, 1954 at Asuncion, Paraguay
Joined Saints: Free Agent, 1980

PRO: Second-leading scorer on team with 63 points . . . hit 13 of 25 field goals, perfect 24-24 extra points . . . longest kick of the year was 46-yarder 9/13 vs. Los Angeles . . . also kicked 45-yarder that day . . . Saints leading scorer in 1980 with 61 points . . . joined team after second game of 1980 . . . holds NFL record 29 consecutive field goals inside 40 yards . . . best year was with Lions, scored 92 points, 3rd in NFC . . . career longest field goal 48 yards vs. Tampa Bay in 1978.

COLLEGE: Established school records for most field goals in a game, season, and career at San Diego State . . . also set record with 51-yarder senior year . . . helped with conference title senior year with last-second 45-yarder . . . all-Western Athletic conference two years . . . also played soccer . . . majored in accounting and journalism.

PERSONAL: Attended Costa Mesa (Calif.) High School . . . appeared in the film "North Dallas Forty" in 1978 . . . has played on the professional



38 GEORGE ROGERS

Running Back 2nd Year with Saints
Ht: 6-2 Wt: 229 College: South Carolina
Born: December 8, 1958 at Duluth, Georgia
Joined Saints: Draft Choice No. 1, 1981

PRO: Most prolific rookie runner in NFL history . . . broke O.J. Anderson's rookie rushing record and led NFL, 1981, with 1,674 yards in 378 carries . . . 13 rushing touchdowns scored is Saints record . . . rushed for over 100 yards nine times, twice vs. San Francisco and Los Angeles . . . got first 100-yard day as a pro vs. Los Angeles 9-13 when he ran for a team-record 162 yards . . . at Los Angeles 11/8, he ran for 161 yards and scored three TDs . . . only back in NFL to gain 100 yards or more at Candlestick Park in 1981 . . . longest run of 79 yards and touchdown 10/18 vs. Cleveland was team record and NFC's longest for 1981 . . . tied or broke 11 team records in 1981 . . . also ran for 97 yards 11/15 at Minnesota and 98 yards 12/6 at St. Louis . . . caught 16 passes for 125 yards . . . started every game, and averaged carrying the ball 24 times a game . . . voted to Pro Bowl.

COLLEGE: 1980 Heisman Trophy Winner . . . missed only one of 47 games in career . . . 1980 NCAA rushing leader with 1,781 yards and 6.0 average per carry . . . 161.9 yards per game was NCAA's best in 1980 . . . NCAA's fourth-ranked all-time ball carrier with 4,958 yards . . . rushed for

100 or more yards in 22 consecutive games . . . had three games of over 200 yards . . . ran for over 1,000 yards last three seasons . . . Gamecocks' first consensus all-America, was also first team all-America as junior by AP and NEA . . . one of six seniors who traveled on NCAA national tour to promote college football . . . jersey number 38 retired . . . majored in general studies.

PERSONAL: Attended Duluth (Ga.) High School . . . his jersey no. 20 was retired in 1981 . . . was voted high school back of the year in Georgia as junior and senior . . . also participated in basketball and track . . . full name is George Washington Rogers, Jr. . . . single . . . lives in Columbia, South Carolina in offseason.

GAMES STARTED/PLAYED: (1981, 16/16).

TEAM RECORDS SET BY GEORGE ROGERS IN 1981 (Old Recordholder)

Most Points Scored, Game (Tie) — 18 at Los Angeles 11/8 (4 players)
Most Touchdowns Scored, Game (Tie) — 3 at Los Angeles 11/8 (4 players)
Most Touchdowns Scored, Season — 13 (11, Chuck Muncie, 1979)
Most Rushing Attempts, Season — 378 (248, Chuck Muncie, 1979)
Most Rushing Attempts, Game — 31 vs. Cincinnati 10/25 and at Minnesota 11/15 (27 by two players)
Most Games 100 or More Yards, Season — 9 (3, Chuck Muncie, 1979)
Most Games 100 or More Yards, Career — 9 (7, Chuck Muncie, 1976-80)
Most Yards Gained, Season — 1,674 (1,198, Chuck Muncie, 1979) ALSO
NFL RECORD FOR ROOKIE
Most Yards Gained, Game — 162 vs. Los Angeles 9/13 (161, Chuck Muncie vs. Atlanta 9/2/79)
Longest Scoring Run From Scrimmage — 79 at Cleveland 10/18 (74, Tony Galbreath at Kansas City 9/26/76) LONGEST IN NFC, 1981
Longest Non-Scoring Run From Scrimmage — 73 vs. Philadelphia 10/11 (54, Tony Baker at St. Louis 11/2/69)

GEORGE ROGERS' RECORD-SETTING ROOKIE SEASON

| Team | Attn. | Yds | Avg | Long | TD |
|------------------|-------|-----|-----|------|----|
| at Atlanta | 13 | 61 | 4.7 | 25 | 0 |
| Los Angeles | 29 | 162 | 5.6 | 15 | 1 |
| at N.Y. Giants | 20 | 75 | 3.8 | 9 | 0 |
| at San Francisco | 25 | 115 | 4.6 | 13 | 0 |
| Pittsburgh | 25 | 77 | 3.1 | 10 | 0 |
| Philadelphia | 17 | 134 | 7.9 | 73 | 2 |

| | | | | | |
|----------------|-----|-------|-----|----|----|
| at Cleveland | 18 | 122 | 6.8 | 79 | 1 |
| Cincinnati | 31 | 113 | 3.6 | 25 | 1 |
| Atlanta | 15 | 20 | 1.3 | 8 | 0 |
| at Los Angeles | 24 | 161 | 6.7 | 59 | 3 |
| at Minnesota | 31 | 97 | 3.1 | 16 | 1 |
| at Houston | 28 | 142 | 5.1 | 24 | 0 |
| Tampa Bay | 23 | 120 | 5.2 | 26 | 1 |
| at St. Louis | 23 | 98 | 4.3 | 22 | 0 |
| Green Bay | 26 | 70 | 2.7 | 11 | 1 |
| San Francisco | 30 | 107 | 3.6 | 9 | 2 |
| Totals | 378 | 1,674 | 4.4 | 79 | 13 |

GEORGE ROGERS' 1981 HONORS

NFL Rushing Champion (1,674 yards)
NFL Rookie of the Year — Sporting News
All-NFL — Sporting News
NFC Rookie of the Year — United Press International
NFL all-Rookie — United Press International
All-NFC — United Press International
All-NFL — Associated Press
NFL Offensive Rookie of the Year — Associated Press
NFL Rookie of the Year — Pro Football Writers
NFL All-Rookie — Pro Football Writers
All-NFL (Second Team) — Pro Football Writers
Pro Bowl — NFL Players and Coaches
Offensive Rookie of the Year — NFL Players Association



41 JIMMY ROGERS

Running Back 3rd Year with Saints

Ht: 5-10 Wt: 190 College: Oklahoma

Born: June 29, 1955 at Earle, Arkansas

Joined Saints: Free Agent, 1980

PRO: Speedy kickoff returner finished season with 621 yards in 28 returns . . . 22.2 avg. eighth-best in NFC . . . played in 15 games . . . rushed 9 times for 37 yards . . . caught 2 passes . . . led Saints in 1980 in rushing with 366 yards . . . had only 100-yard game of 1980 for Saints, 114 vs. Washington . . . returned 41 kickoffs for 940 yards in 1980 . . . 88-yard return vs. Rams was longest of year for Saints in 1980.

COLLEGE: Four-year letterman at Oklahoma . . . played with Elvis Peacock, Kenny King, David Overstreet, and Billy Sims . . . once scored three touchdowns in four carries in a game . . . majored in journalism/public relations.

PERSONAL: Attended Forrest City (Arkansas) High School . . . had try-outs with Chicago and Edmonton (CFL) in 1979 . . . spent 1979 on Edmonton's taxi squad . . . married (Rhonda) . . . lives in Norman, Oklahoma.

GAMES STARTED/PLAYED: (1980, 9/16); (1981, 0/15). Totals 9/31.

| Year | RUSHING | | | | | No. | RECEIVING | | | |
|--------|---------|------|------|----|----|-----|-----------|----|----|----|
| | No. | Yds. | Avg. | LG | TD | | Yds. | LG | TD | TD |
| 1980 | 80 | 366 | 4.6 | 24 | 1 | 27 | 267 | 43 | 2 | |
| 1981 | 9 | 37 | 4.1 | 15 | 0 | 2 | 12 | 9 | 0 | |
| Totals | 89 | 403 | 4.5 | 24 | 1 | 29 | 279 | 43 | 2 | |

| Year | KICKOFF RETURNS | | | | | No. | | | | |
|--------|-----------------|-------|----|----|----|-----|------|----|----|----|
| | No. | Yds. | LG | TD | TD | | Yds. | LG | TD | TD |
| 1980 | 41 | 940 | 88 | 0 | | | | | | |
| 1981 | 28 | 621 | 44 | 0 | | | | | | |
| Totals | 69 | 1,561 | 88 | 0 | | | | | | |



54 PAUL RYCZEK

Center 2nd Year with Saints, 8th in NFL
Ht: 6-2 Wt: 245 College: Virginia
Born: June 25, 1952 at Painesville, Ohio
Joined Saints: Free Agent, 1981

PRO: Spent first half of season on injured reserve, saw action in remaining eight games . . . can make deep snaps . . . can also play guard . . . good on downfield coverage on special teams . . . drafted in 10th round by Atlanta in 1974, backed up all-Pro Jeff Van Note there . . . only starting assignments were last 4 games of 1976 . . . never missed a game with Falcons while on roster . . . sat out 1980 season.

COLLEGE: All-Atlantic Coast Conference selection senior year . . . followed his brother Dan at Virginia . . . holds degree in business.

PERSONAL: Attended Mentor (Ohio) High School . . . hobbies are jogging, basketball, golf, racquetball . . . actively involved in many charity organizations . . . married (Carol) with sons (Zachary 6/2/77 and Matthew 1/16/81) . . . lives in Roswell, Georgia in offseason.

GAMES STARTED/PLAYED: (1974, 0/14); (1975, 0/14); 1976, 4/14); (1977, 0/14); (1978, 0/16); (1979, 0/16); (1980, DNP); (1981, 0/8). Totals 4/96. Totals with Saints 0/8.



12 BOBBY SCOTT

Quarterback 11th Year with Saints
Ht: 6-1 Wt: 197 College: Tennessee
Born: April 2, 1949 at Chattanooga, Tennessee
Joined Saints: Draft Choice No. 14, 1971

PRO: Saw action in four games in 1981, started 9/20 vs. Giants . . . hit 20 of 45 passes for 245 yards for year . . . best game was 8 for 12 performance for 71 yards vs. Atlanta 9/6 . . . passed for career high 285 yards vs. Cardinals in 1977 . . . started 8 games in 1976 and ranked sixth among NFL passers.

COLLEGE: Passed for 32 touchdowns and school record 3,461 yards in three years . . . set single-game passing record with 385 yards vs. Florida in 1970 . . . named MVP in 1971 Sugar Bowl game . . . holds degree in business.

PERSONAL: Attended Rossville (Georgia) High School . . . works in real estate business in offseason . . . good golfer . . . married (Patricia) with son (Bence 6/11/77) . . . resides in Concord, Tennessee.

GAMES STARTED/PLAYED: (1973, 0/11); (1974, 1/5); (1975, 0/1); (1976, 8/11); (1977, 3/5); (1978, 0/1); (1979, 0/3); (1980, 0/5); (1981, 1/4). Totals 13/46.

| Year | PASSING | | | | | | RUSHING | | | |
|------------------------------------|---------|-------|-------|------|----|----|---------|------|----|----|
| | Att. | Comp. | Yds. | Int. | LG | TD | No. | Yds. | LG | TD |
| 1971 and 1972 on Saints Taxi Squad | | | | | | | | | | |
| 1973 | 54 | 18 | 245 | 3 | 42 | 1 | 9 | 18 | 4 | 0 |
| 1974 | 71 | 31 | 366 | 4 | 36 | 4 | 0 | 0 | 0 | 0 |
| 1975 | 17 | 8 | 96 | 1 | 33 | 0 | 0 | 0 | 0 | 0 |
| 1976 | 190 | 103 | 1,065 | 6 | 60 | 4 | 11 | 46 | 13 | 1 |
| 1977 | 82 | 36 | 516 | 8 | 53 | 3 | 4 | 11 | 9 | 0 |
| 1978 | 5 | 3 | 36 | 0 | 23 | 0 | 1 | 0 | 0 | 0 |
| 1979 | 2 | 2 | 12 | 0 | 6 | 0 | 0 | 0 | 0 | 0 |
| 1980 | 33 | 16 | 200 | 2 | 41 | 2 | 0 | 0 | 0 | 0 |
| 1981 | 45 | 20 | 245 | 5 | 31 | 1 | 3 | -4 | 0 | 0 |
| Totals | 499 | 237 | 2,781 | 29 | 60 | 15 | 28 | 71 | 13 | 1 |



47 MIKE SPIVEY

Cornerback 3rd Year with Saints, 6th in NFL
Ht: 6-0 **Wt:** 198 **College:** Colorado
Born: March 10, 1954 at Houston, Texas
Joined Saints: Free Agent, 1980

PRO: Waived by Saints 9/1, re-signed 9/29 to get into 12 games . . . speedy defender was also vital on kick coverage teams . . . intercepted pass 11/8 at Los Angeles . . . forced fumble 11/15 at Minnesota . . . split time equally at cornerback with Johnnie Poe . . . drafted by Chicago in second round of 1977, did not miss a game 1977-78-79 for Bears . . . scored with blocked field goal 71 yards vs. Oakland in 1978 . . . started for Bears three games in 1978.

COLLEGE: Three-year letterman at corner and rover back . . . Associated Press honorable mention all-America and all-Big Eight . . . holds degree in community relations.

PERSONAL: Attended Aldine Carver High School in Houston, Texas. . . was team captain . . . hobbies includes basketball . . . married (Jackie) . . . lives in Denver, Colorado.

GAMES STARTED/PLAYED: (1977, 0/14); (1978, 3/16); (1979, 0/16); (1980, 0/2); (1981, 0/12). Totals 3/60. Totals with Saints 0/14.



32 SCOTT STAUCH

Fullback 2nd Year with Saints
Ht: 6-1 **Wt:** 204 **College:** UCLA
Born: January 3, 1959 at Seattle, Washington
Joined Saints: Waivers from San Francisco, 1981

PRO: Acquired off waivers 10/9 from 49ers, joined team and saw action in 10 games . . . special teams standout had 7 tackles . . . returned 3 kickoffs for 65 yards . . . ran the ball twice for 6 yards, caught a pass for 7 yards . . . young, fast player is versatile, could possibly play linebacker.

COLLEGE: Standout linebacker at UCLA . . . played three positions in college career, fullback as freshman, strong safety, and linebacker, let-

tered all four years . . . long jumper on track team, was captain in both sports . . . majored in history.

PERSONAL: Attended Grant's Pass (Oregon) High School . . . all-state selection in football senior year . . . also conference player of the year senior season . . . single . . . resides in Los Angeles, California.

GAMES STARTED/PLAYED: (1981, 0/10).



68 FRED STURT

Guard 5th Year with Saints, 8th in NFL
Ht: 6-4 **Wt:** 255 **College:** Bowling Green
Born: January 6, 1951 at Toledo, Ohio
Joined Saints: Free Agent, 1978

PRO: Solid performer started every game in 1981 . . . has been mainstay at guard since 1980, when he started 13 games . . . good pass protector, integral part of line that opened holes for 1,674 George Rogers yards . . . came into league as no. 3 draft choice of St. Louis in 1973 . . . also played with Washington and New England.

COLLEGE: All-Mid American Conference and honorable mention all-America as a senior . . . played defensive line as a sophomore . . . holds degree in education.

PERSONAL: Attended Swanton (Ohio) High School . . . active in church work . . . married (Melissa) . . . resides in Waterville, Ohio in offseason.

GAMES STARTED/PLAYED: (1974, 0/7); (1975, DNP); (1976, 0/14); (1977, 0/14); (1978, 11/12); (1979, 0/16); (1980, 13/15); (1981, 16/16). Totals 29/94. Totals with Saints 29/59.



71 JAMES TAYLOR

Tackle 5th Year with Saints

Ht: 6-4 Wt: 270 College: Missouri

Born: August 12, 1956 at Peoria, Illinois

Joined Saints: Draft Choice No. 2, 1978

PRO: Has started every game he has played in for Saints . . . spent the last 3 games of 1981 on injured reserve (ankle) . . . started every game in 1978 as a rookie . . . good pass protector, helped open holes for 1,674 George Rogers yards in 1981 . . . dominant figure on line that allowed only 17 sacks in 1979, second-best mark in NFL that year . . . 1978 performance earned him UPI all-rookie honors and spot on Pro Football Weekly's all-Rookie team.

COLLEGE: Team co-captain for two years . . . all-Big 8 in 1977 . . . three-year starter . . . played in Blue-Gray and Senior Bowl games . . . majored in food service.

PERSONAL: Attended Woodruff High School in Peoria, Illinois . . . worked as bartender in past offseasons . . . single . . . resides in Columbia, Missouri in offseason.

GAMES STARTED/PLAYED: (1978, 16/16); (1979, 16/16); (1980, 13/13); (1981, 12/12). Totals 57/57.



89 AUNDRA THOMPSON

Wide Receiver 2nd Year with Saints, 6th in NFL

Ht: 6-1 Wt: 186 College: East Texas State

Born: January 2, 1953 at Dallas, Texas

Joined Saints: Trade with San Diego, 1981

PRO: Saw action in 10 games with Saints after coming over in trade for Wes Chandler with San Diego . . . had brief stay with San Diego, one game . . . caught 2 passes 11/15 vs. Minnesota, and again 12/20 vs. San Francisco . . . 6 catches for 81 yards with Saints . . . caught two passes with Green Bay in 1981 . . . had most productive year of his pro career in 1980 with 40

receptions . . . returned kickoff 100 yards for TD vs. Jets in 1979 . . . drafted by Packers in 5th round in 1976, spent first season on injured reserve . . . drafted as running back, switched to wide receiver in 1978, started every game.

COLLEGE: NAIA national rushing leader in 1975 with 1,769 yards and 7.1 average . . . third on Lone Star Conference's all-time rushing list with 3,747 career yards . . . all-conference and NAIA first-team all-America senior year . . . majored in business.

PERSONAL: Attended Berkner High School in Richardson, Texas . . . name is pronounced ON-dray . . . married (Bernadette) with son (Aundra, Jr. 5/17/76) and daughter (Keisaundria 9/28/78) . . . lives in Dallas, Texas in offseason.

GAMES STARTED/PLAYED: (1977, 0/14); (1978, 16/16); (1979, 15/15); (1980, 15/15); (1981, 0/10 with Saints, 0/1 with San Diego, 2/3 with Green Bay). Totals 48/74. Totals with Saints 0/10.

| RECEIVING | | | | | KICKOFF RETURNS | | | |
|-----------|-----|-------|----|----|-----------------|------|-----|----|
| Year | No. | Yds. | LG | TD | NO. | Yds. | LG | TD |
| 1977 | 2 | 12 | 14 | 0 | 4 | 82 | 30 | 0 |
| 1978 | 26 | 527 | 57 | 2 | 6 | 124 | 31 | 0 |
| 1979 | 25 | 395 | 50 | 3 | 15 | 346 | 100 | 1 |
| 1980 | 40 | 609 | 55 | 2 | 15 | 283 | 57 | 0 |
| 1981* | 8 | 111 | 25 | 0 | 2 | 44 | 25 | 0 |
| Totals | 101 | 1,654 | 57 | 7 | 42 | 879 | 100 | 1 |

*Includes 2 catches for 30 yards with Green Bay; includes 2 KO returns with San Diego.



42 TOUSSAINT TYLER

Fullback 2nd Year with Saints

Ht: 6-2 Wt: 220 College: Washington

Born: March 19, 1959 at Los Angeles, California

Joined Saints: Draft Choice No. 9, 1981

PRO: Saw action in 15 games as rookie . . . third leading rusher on team with 183 yards in 36 carries . . . 5th on team receiving list with 23 catches for 135 yards . . . rushed for 76 yards in 8 carries vs. Los Angeles 11/8, including 42-yard run . . . caught 5 passes for 21 yards 12/20 vs. San Francisco, and 4 passes vs. 49ers 9/27 for 30 yards . . . also had four

tackles on special teams . . . has size, speed, good hands . . . could see more playing time in 1982.

COLLEGE: Four-year letterman and three-year starter for Huskies . . . fourth leading ground gainer in school history . . . participated in Hula and Japan Bowls . . . majored in communications.

PERSONAL: Attended El Camino High School in Oceanside, Calif . . . high school all-America senior season in football . . . lettered four years in football, track, and basketball . . . full name is Toussaint L'Overture Tyler, named after Pierre Francois Toussaint, revolutionist general who became ruler of Haiti . . . pronounced TOO-san . . . single . . . lives in Seattle, Washington in offseason.

GAMES STARTED/PLAYED: (1981, 0/15).

| Year | RUSHING | | | | | RECEIVING | | | | |
|------|---------|-----|------|----|----|-----------|------|----|----|--|
| | No. | Yds | Avg. | LG | TD | No. | Yds. | LG | TD | |
| 1981 | 36 | 183 | 5.1 | 42 | 0 | 23 | 135 | 18 | 0 | |



73 FRANK WARREN

Defensive End 2nd Year with Saints
Ht: 6-4 Wt: 275 College: Auburn
Born: September 14, 1959 at Birmingham, Alabama
Joined Saints: Draft Choice No. 3a, 1981

PRO: Saw action in every game as rookie . . . learned defensive scheme quickly, good pass rusher put pressure on opposing QBs . . . had two sacks for 15 yards in losses vs. Cincinnati 10/25 . . . intercepted pass, ran it for TD at Minnesota 11/15, but inadvertent whistle nullified the play . . . recovered fumble 9/6 at Atlanta . . . forced two fumbles during season . . . young player with good potential.

COLLEGE: AP honorable mention all-America in 1980 . . . AP first-team all-Southeastern Conference selection . . . Atlanta Journal and Constitution Deep South Best 11 in 1979 and 1980 . . . 60-foot plus shot putter for Auburn track team, second in SEC indoor shot in 1978 . . . lead team in QB

sacks senior season . . . majored in distributive education.

PERSONAL: Attended Phillips High School in Birmingham, Alabama . . . lettered four times in football and track, twice in basketball and wrestling . . . was senior class president . . . married (Cathy) with son (Adam, 11/25/75) . . . lives in Metairie during offseason.

GAMES STARTED/PLAYED: (1981, 0/16).



49 FRANK WATTELET

Safety 2nd Year with Saints
Ht: 6-0 Wt: 185 College: Kansas
Born: October 25, 1958 at Paola, Kansas
Joined Saints: Free Agent, 1981

PRO: Started three games at two positions for Saints in 1981 . . . filled in at free safety in second contest of season vs. Los Angeles 9/13, intercepted pass and returned it 16 yards in 23-17 Saints victory . . . also forced a fumble in that contest . . . started at strong safety 12/13 vs. Green Bay . . . intercepted three passes for season . . . recovered fumble 11/15 at Minnesota . . . hard hitter, also made plays on special teams.

COLLEGE: UPI second team all-Big Eight 1979-80 . . . academic all-Big Eight 1978-79-80 . . . chosen Kansas outstanding athletic and academic performer 1979-80 . . . lettered three times in football . . . pre-med major in dentistry.

PERSONAL: Attended Abilene (Kansas) High School . . . lettered four times in football, basketball and track . . . single . . . lives in Joplin, Missouri.

GAMES STARTED/PLAYED: (1981, 3/16).



44 DAVE WAYMER

Cornerback 3rd Year with Saints

Ht: 6-1 Wt: 195 College: Notre Dame

Born: July 1, 1958 at Brooklyn, New York

Joined Saints: Draft Choice No. 2, 1980

PRO: Led team in interceptions with four, returned 54 yards . . . injuries kept him out of the starting lineup the first three games of the season . . . had two interceptions 10/11 vs. Philadelphia . . . forced fumble 9/13 vs. Los Angeles . . . defended 14 passes . . . 6th on team tackle chart . . . smart, quick, can cover deep . . . led team in passes defended in 1980 with 18.

COLLEGE: Three-year letterman at Notre Dame . . . played flanker as sophomore, cornerback as junior and senior . . . also returned punts . . . set school record with two interception returns for touchdowns vs. Miami in 1979 . . . played in Gator Bowl, two Cotton Bowls, and Hula Bowl . . . majored in economics.

PERSONAL: Attended West Charlotte (North Carolina) High School. . . hobbies include water skiing and reading . . . married (Sally) . . . lives in Los Angeles, Calif. in offseason.

GAMES STARTED/PLAYED: (1980, 10/16); (1981, 13/16). Totals 23/32.



94 JIM WILKS

Defensive End 2nd Year with Saints

Ht: 6-5 Wt: 245 College: San Diego State

Born: March 12, 1958 at Los Angeles, California

Joined Saints: Draft Choice No. 12, 1981

PRO: Saw a lot of playing time in 1981 as defensive end . . . good pass rusher, picked up 3-4 defensive scheme quickly . . . had two sacks for 22 yards in losses and forced a fumble 12/6 at St Louis . . . defended three

passes for season . . . recovered fumble 9/20 at New York Giants, and vs. Pittsburgh 10/4 . . . 3 1/2 sacks for 38 yards in losses in 1981.

COLLEGE: Team captain and honorable mention all-Western Athletic Conference selection in 1980 . . . had solid season in 1980 after rash of injuries kept him out of 1979 regular lineup . . . transferred to San Diego State after being named junior college all-America at Pasadena Community College in 1977 . . . majored in business.

PERSONAL: Attended Pasadena (Calif.) High School . . . high school all-America selection in football . . . hobbies include bowling, tennis, fishing . . . one of eleven children . . . single . . . resides in Pasadena, Calif.

GAMES STARTED/PLAYED: (1981, 0/16)



18 DAVE WILSON

Quarterback 2nd Year with Saints

Ht: 6-3 Wt: 210 College: Illinois

Born: April 27, 1959 at Anaheim, California

Joined Saints: Supplemental Draft Choice No. 1, 1981

PRO: Started four games as rookie in 1981 . . . completed 11 of 23 passes 9/20 at Giants in first pro game, coming in in fourth quarter . . . started 9/27 at San Francisco and hit 11 of 22 passes for 180 yards and 1 TD . . . started at Los Angeles 11/8 and completed 11 of 19 passes for 182 yards, as Saints beat Rams, 21-13 . . . threw for 244 yards 11/15 at Minnesota . . . completed 51.8 percent of his passes for the season.

COLLEGE: Finished 10th in Heisman Trophy balloting as junior . . . set or tied 32 NCAA, Big Ten and school records in 1980 . . . lost senior season of eligibility due to conference ruling . . . passed for NCAA single-game record of 621 yards vs. Ohio State, and came back for 403 yards passing vs. Indiana the following week . . . passed for 6 TDs vs. Ohio State . . . honorable mention all-America by both wire services in 1980 . . . transferred to Illinois from Fullerton (Calif.) College following sophomore season . . . majored in applied life sciences.

PERSONAL: Attended Katella High School in Anaheim, Calif. . . . grew up

four blocks from Anaheim Stadium . . . single . . . lives in Anaheim, Calif. in offseason.

GAMES STARTED/PLAYED: (1981, 4/11).

| DAVE WILSON'S 1981 SEASON | | | | | | | | | | |
|---------------------------|---------|-------|-------|------|----|----|---------|------|----|----|
| Opponent | PASSING | | | | | | RUSHING | | | |
| | Att. | Comp. | Yds. | Int. | LG | TD | No. | Yds. | LG | TD |
| at Atlanta | DNP | | | | | | | | | |
| Los Angeles | DNP | | | | | | | | | |
| at N.Y. Giants | 23 | 11 | 154 | 1 | 20 | 0 | 0 | 0 | 0 | 0 |
| at San Francisco | 22 | 11 | 180 | 1 | 39 | 1 | 1 | 9 | 9 | 0 |
| Pittsburgh | 20 | 12 | 127 | 4 | 33 | 0 | 1 | -6 | -6 | 0 |
| Philadelphia | 9 | 6 | 47 | 0 | 13 | 0 | 1 | 0 | 0 | 0 |
| at Cleveland | DNP | | | | | | | | | |
| Cincinnati | DNP | | | | | | | | | |
| Atlanta | 9 | 5 | 27 | 1 | 15 | 0 | 0 | 0 | 0 | 0 |
| at Los Angeles | 19 | 11 | 182 | 0 | 50 | 0 | 0 | 0 | 0 | 0 |
| at Minnesota | 39 | 19 | 244 | 2 | 46 | 0 | 2 | -2 | 0 | 0 |
| at Houston | DNP | | | | | | | | | |
| Tampa Bay | 8 | 3 | 53 | 0 | 25 | 0 | 0 | 0 | 0 | 0 |
| at St. Louis | 1 | 0 | 0 | 0 | 0 | 0 | 0 | 0 | 0 | 0 |
| Green Bay | 6 | 4 | 44 | 1 | 26 | 0 | 0 | 0 | 0 | 0 |
| San Francisco | 2 | 0 | 0 | 0 | 0 | 0 | 0 | 0 | 0 | 0 |
| Totals | 158 | 82 | 1,058 | 11 | 50 | 1 | 5 | 1 | 9 | 0 |



30 WAYNE WILSON

Running Back 4th Year with Saints
Ht: 6-3 Wt: 208 College: Shepherd
Born: Sept. 4, 1957 at Montgomery, Maryland
Joined Saints: Free Agent, 1979

PRO: Versatile performer ran, caught passes, and was leading kickoff returner for Saints in 1981 . . . ranked 5th in NFC in kickoff returns with 23.3-yard average . . . rushed for 137 yards in 44 carries, fourth on team . . . caught 31 passes for 384 yards, second on squad . . . had 39-yard and 15-yard touchdown runs called back at Los Angeles 11/8 . . . caught 6 passes 10/4 vs. Pittsburgh . . . took fake field goal pass from holder Tommy Myers for TD at Cleveland 10/18 . . . one TD rushing, 4 TDs receiving . . . 57-yard kickoff return vs. Philadelphia 10/11 was longest of season for Saints . . . made squad in 1979 primarily as special teamer . . . drafted in 12th round by O.A. (Bum) Phillips and Houston Oilers in 1979.

COLLEGE: Honorable mention all-America in 1978 . . . jack-of-all trades

on field . . . led Shepherd to two divisional titles in West Virginia Conference . . . four year starter . . . holds degree in recreation.

PERSONAL: Attended Howard High School in Elliott City, Maryland . . . spent two offseasons as substitute teacher in high school . . . enjoys basketball . . . married (Jackie) . . . lives in Columbia, Maryland.

GAMES STARTED/PLAYED: (1979, 0/14); (1980, 7/15); (1981, 0/16). Totals 7/45.

| | RUSHING | | | | | RECEIVING | | | |
|--------|---------|------|------|----|----|-----------|------|----|----|
| Year | Att. | Yds. | Avg. | LG | TD | No. | Yds. | LG | TD |
| 1979 | 5 | 26 | 5.2 | 16 | 0 | 0 | 0 | 0 | 0 |
| 1980 | 63 | 188 | 3.0 | 15 | 1 | 31 | 241 | 42 | 1 |
| 1981 | 44 | 137 | 3.1 | 12 | 1 | 31 | 384 | 55 | 4 |
| Totals | 112 | 351 | 3.1 | 16 | 2 | 62 | 625 | 55 | 5 |

| KICKOFF RETURNS | | | | |
|-----------------|-----|-------|----|----|
| Year | No. | Yds. | LG | TD |
| 1979 | 11 | 230 | 31 | 0 |
| 1980 | 9 | 159 | 27 | 0 |
| 1981 | 31 | 722 | 57 | 0 |
| Totals | 51 | 1,111 | 57 | 0 |



54 DENNIS WINSTON

Linebacker First Year with Saints, 6th in NFL
Ht: 6-0 Wt: 228 College: Arkansas
Born: October 25, 1955 at Forrest City, Arkansas
Joined Saints: Trade with Pittsburgh, 1982

PRO: Versatile athlete has experience at all linebacking spots . . . combines linebacker's speed and lineman's power . . . started four games at outside linebacker in 1981 . . . has started at inside linebacker for Jack Lambert . . . has seven career fumble recoveries . . . best season was 1979, when he started 13 games, including playoff games . . . was third on Steelers' tackle chart that year, and had career-high three interceptions . . . received three game balls for performances against Dallas . . . also excellent special teams player, excels on coverage teams with speed and aggressiveness . . . Saints gave no. 6 draft choice in 1982 to get him.

COLLEGE: Lettered four years at Arkansas . . . started at linebacker and

defensive end . . . co-captain senior year . . . won national lineman of the week honors with 19 solo tackles in game vs. USC . . . twice named Sports Illustrated player of the week . . . played in North-South Shrine game . . . majored in education.

PERSONAL: Attended Robert E. Lee High School in Marianna, Arkansas . . . honored as Arkansas' Pro Athlete of the Year in 1980 . . . nicknamed "Dirt" . . . full name is Dennis Edward Winston . . . one of eight children . . . married (Sundra) with daughter (Bianca Turquoise 4/26/81) . . . lives in Fayetteville, Arkansas.

GAMES STARTED/PLAYED: (1977, 4/13); (1978, 0/16); (1979, 11/16); (1980, 3/14); (1981, 4/14). Totals 22/73.

SAINTS SUMMER DATEBOOK

- July 19 — Rookies report to training camp in Vero Beach, Florida (Dodgertown)
- July 21 — Rookies' first practice
- July 27 — Veterans report to training camp
- July 28 — Rookies scrimmage Miami Dolphins at Biscayne College, Miami
- July 29 — Veterans' first practice
- Aug. 6 — Veterans scrimmage Dolphins at Dodgertown
- Aug. 12 — Preseason opens vs. Houston Oilers at Astrodome, 7 p.m. Central
- Aug. 21 — Saints vs. Kansas City Chiefs at Superdome, 7 p.m. Central
- Aug. 24 — Roster reduction to 60 players
- Aug. 28 — Break training camp at Dodgertown — Saints vs. Cleveland Browns at Superdome, 7 p.m. Central
- Aug. 31 — Roster reduction to 50 players
- Sep. 3 — Saints vs. Minnesota Vikings at Metrodome, 7 p.m. Central
- Sep. 6 — Roster reduction to 45 players
First regular season workout
- Sep. 10 — Welcome Saints luncheon, noon (tentative)
- Sep. 12 — NFL regular season opener, Saints vs. St. Louis Cardinals at Superdome, noon Central



SCOTT

1982 Saints Rookies (Draft Choices)



1— LINDSAY SCOTT, Wide Receiver 6-1 190 Georgia

Gifted athlete was four-year starter who earned reputation as "big-play" receiver . . . 13th player selected over-all . . . excellent moves after the catch . . . gained experience as blocker in the Bulldogs' Herschel Walker running attack . . . has speed to go deep and courage to go over the middle . . . led Georgia in receiving yardage all four years . . . played wide receiver through junior year, then switched to flanker as senior . . . owns school records for most receptions (131) and most receiving yards (2,098) . . . second in school career TD catches with 10 . . . 728 yards (42 catches) in 1981 was school record . . . starter in 1981 and 1982 Sugar Bowl games . . . insured #1 draft status with fine performances in 1982 Japan and Hula Bowls . . . had 11 catches for 165 yards and 60-yard TD on double reverse in Japan Bowl . . . had six catches in Hula Bowl . . . SEC Rookie of the Year in 1978 . . . first team all-SEC by both wire services senior year . . . NEA all-America, 2nd team . . . handled kickoff returns as freshman and sophomore and ranked no. 1 in SEC with 26.5 average (20-529) as freshman . . . attended Wayne County High School in Jesup, Ga. where he compiled 53 catches for 1,453 yards and 24 TD's in two years, plus 6 TD's on reverses, punt and kickoff returns . . . majored in broadcast journalism . . . born Dec. 6, 1960 at Jesup, Ga. . . single.

| | Receiving: | | | |
|---------|------------|-------|------|-----|
| | No. | Yds. | Avg. | TDs |
| 1978 | 36 | 484 | 13.4 | 2 |
| 1979 | 34 | 512 | 15.1 | 1 |
| 1980 | 19 | 374 | 19.7 | 1 |
| 1981 | 42 | 728 | 17.3 | 6 |
| Totals: | 131 | 2,098 | 16.0 | 10 |

| | Returns: | | | |
|---------|----------|-------|------|-----|
| | KORs | Yds. | Avg. | TDs |
| 1978 | 20 | 529 | 26.5 | 1 |
| 1979 | 27 | 532 | 19.7 | 0 |
| 1980 | 1 | 11 | 11.0 | 0 |
| 1981 | 4 | 79 | 19.8 | 0 |
| Totals: | 52 | 1,151 | 22.1 | 1 |



EDELMAN



R. LEWIS

2 — BRAD EDELMAN, Center 6-6 255 Missouri

Three-year starter will be tried at all positions on line . . . 30th player selected . . . top-rated center in 1982 draft by scouting combine . . . excellent one-on-one blocker with speed and quickness to pass protect from guard or tackle spots . . . can make the deep snap . . . knee (ligament) injury during senior year did not require surgery and fully recovered . . . true workhorse was on the field for 91 plays against Mississippi State . . . played in 1982 Hula and Olympia Gold Bowls . . . NEA and Sporting News 1st team all-America, honorable mention by both wire services . . . diverse personal interests including experience as singer and choreographer . . . grandfather once offered him \$100 to quit football . . . captained football, basketball and track teams at Parkway North High School in Creve Coeur (St. Louis), Mo. . . . majored in business and public administration . . . born Sept. 3, 1960 at Jacksonville, Fla. . . . single.

3a — RODNEY LEWIS, Cornerback 5-11 190 Nebraska

Tough, quick cover man with 4.3 speed . . . strong hitter was listed on 1981 all-America strength team . . . top-rated corner in 1982 draft by scouting combine . . . 58th player selected in draft . . . central figure in Big Eight's no. 1 ranked pass defense . . . freshman walk-on in 1977 earned three varsity letters . . . redshirted in 1978 . . . played right corner in Husker secondary . . . senior season characterized by standout performance in win over arch-rival Oklahoma in which he recovered fumble to set up go-ahead TD . . . started in Orange Bowl loss to national champ Clemson . . . trackman holds school record for 300 dash (30.81) . . . member of mile and 400-meter teams that placed second in Big Eight . . . holds school record of 10.53 for 100 meters . . . all-state in football at Central High in Minneapolis, Minn. where he was teammate of Saints safety Russell Gary (also of Nebraska) . . . coached by Saints DB mentor Lance Van Zandt (former Husker defensive coordinator) . . . has been friend of Gary since age seven . . . majored in criminal justice . . . born April 2, 1959 at Minneapolis . . . single.



DUCKETT



KRIMM

3b — EUGENE GOODLOW, Wide Receiver 6-2 190 Kansas State

Currently under contract to Winnipeg of the CFL . . . selection by Saints gives New Orleans his NFL rights . . . was 66th player selected . . . 1982 season would be his fifth college season at Kansas State . . . left school after sophomore season to sign with CFL . . . caught 100 passes (1,494 yards) to lead CFL last season . . . 14 TD catches tied for second in CFL . . . caught 15 passes in last game . . . led Big Eight in receiving sophomore year . . . excellent athlete with great body control came on strong last season after adjusting to CFL game in 1979 and '80.

3c — KENNY DUCKETT, Wide Receiver 6-0 187 Wake Forest

Converted tailback made position switch after 1977 redshirt season due to broken foot . . . three year starter at wide receiver . . . runs smooth routes and excels after catch . . . was 68th player selected in draft . . . explosive kick returner and good downfield blocker . . . ranks third on Demon Deacons' all-time reception list with 109 . . . second in yardage with 1,507 . . . set ACC record in 1980 for TD receptions in single season with 12 . . . ranks second ACC, best in Wake Forest history with 19 career TD receptions . . . finished 1981 with 37 catches for 457 yards and seven TD's after missing 3½ games with knee sprain . . . was honorable mention all-America by Football News . . . played in 1980 Tangerine Bowl against LSU . . . played in 1982 Japan Bowl . . . scored 20 TD's and rushed for over 2,000 yards at Reynolds High School in Winston-Salem, N.C. . . . majored in speech, communications and theatre . . . born Oct. 1, 1959 at Winston-Salem . . . single.

Receiving:

| | No. | Yds. | Avg. | TDs |
|----------------|------------|--------------|-------------|-----------|
| 1977 | 0 | 0 | 0.0 | 0 |
| 1978 | 2 | 16 | 8.0 | 0 |
| 1979 | 20 | 378 | 18.9 | 0 |
| 1980 | 50 | 656 | 13.1 | 12 |
| 1981 | 37 | 457 | 12.4 | 7 |
| Totals: | 109 | 1,507 | 13.8 | 19 |

**ANDERSEN****ELLIOTT****Returns:**

| | PRs | Yds. | Avg. | TD |
|----------------|-----------|------------|------------|----------|
| 1977 | 5 | 58 | 11.6 | 0 |
| 1978 | 8 | 31 | 3.9 | 0 |
| 1979 | 0 | 0 | 0.0 | 0 |
| 1980 | 13 | 113 | 8.7 | 0 |
| 1981 | 1 | 10 | 10.0 | 0 |
| Totals: | 27 | 212 | 7.9 | 0 |

| | KORs | Yds. | Avg. | TD |
|----------------|-----------|--------------|-------------|----------|
| 1977 | 7 | 178 | 25.4 | 0 |
| 1978 | 25 | 495 | 19.8 | 0 |
| 1979 | 19 | 426 | 22.4 | 0 |
| 1980 | 11 | 182 | 16.5 | 0 |
| 1981 | 3 | 57 | 19.0 | 0 |
| Totals: | 65 | 1,338 | 20.6 | 0 |

3d — JOHN KRIMM, Safety 6-2 190 Notre Dame

Intelligent, hard-hitting defender has played corner but is targeted for safety in pros . . . was top-rated safety by scouting combine . . . 76th player selected in draft . . . NEA and Sporting News 1st team all-America . . . academic all-America . . . 1982 Irish defensive MVP . . . played in 1982 East-West Shrine Game and Olympia Gold Bowl . . . led Notre Dame in passes defended in 1980 and '81 . . . four-year total of 116 tackles, two sacks and four interceptions . . . started every game as junior, missed three games as senior . . . junior and senior years characterized by "big plays" on defense and special teams . . . has returned punts and can hold for placements . . . track and football standout at Bishop Watterson High in Columbus, Ohio . . . majored in philosophy . . . born May 30, 1960 at Philadelphia, Pa. . . single.

4 — MORTEN ANDERSEN, Kicker 6-2 190 Michigan State

Top-rated placekicker in draft . . . 86th player selected . . . kicks soccer style and left-footed . . . excellent on kickoffs last year, had only 17 of 56 returned . . . 15 of 20 on FG's, with four missed from beyond 50 yards . . . kicked 63 yarder (longest) as senior . . . holds Big 10 career record 45 field

**M. LEWIS****SLAUGHTER**

goals . . . could also be backup punter . . . transfer student from Denmark . . . holds MSU records for most PAT's (126), most FG's (45), total points (261), longest FG (63, also Big 10 mark), and most PAT's in season (52) . . . 1st team all-America by UPI, Walter Camp and Sporting News . . . all-academic Mid-West with 3.25 GPA . . . played in 1982 Blue-Gray and Senior Bowl games . . . booted 24-yarder for North in Senior Bowl . . . attended Davis High School in Indianapolis, Ind. as exchange student . . . never kicked a football until coming to U.S. from Denmark . . . started playing soccer at age five . . . member of the Danish National Handball Team, as was his father . . . speaks six languages . . . majored in German . . . born August 19, 1960 at Struer, Denmark . . . single.

| | PATs | FGs | PTs |
|----------------|----------------|--------------|------------|
| 1978 | 52/54 | 7/16 | 73 |
| 1979 | 25/25 | 11/18 | 58 |
| 1980 | 21/22 | 12/18 | 57 |
| 1981 | 28/28 | 15/20 | 73 |
| Totals: | 126/129 | 45/72 | 261 |

Career Field Goal Accuracy:

| Yards | ATT/Made | Percentage |
|----------------|--------------|-------------|
| 1 to 19 | 1/1 | 1.000 |
| 20 to 29 | 11/11 | 1.000 |
| 30 to 39 | 20/14 | .700 |
| 40 to 49 | 20/12 | .600 |
| 50 to 59 | 17/6 | .353 |
| 60 to 69 | 3/1 | .333 |
| Totals: | 72/45 | .664 |

5 — TONY ELLIOTT, Defensive End 6-2 247 North Texas State

Incredibly agile lineman played noseguard at North Texas . . . will probably be used outside in pros . . . 114th player selected in draft . . . displayed excellent quickness as collegian and made plays all over the field . . . coached in college by Saints special teams coach Harold Richardson who was defensive coordinator at North Texas . . . had 59 tackles, 1981 . . . transferred to Mean Green from Pratt (Kan.) C.C. . . attended Harding High in Bridgeport, Con. . . majored in Business . . . born April 23, 1959 at New York, N. Y. . . married (Dorothy).

6 — MARVIN LEWIS, Running Back 6-3 208 Tulane

Workhorse running back who can play either spot in the backfield . . . led Green Wave in 1981 with 860 yards, ten TD's, including three 100-yard games . . . was 142nd player selected in draft . . . played two seasons with Tulane after two years at Tyler (Texas) Junior College . . . excellent blocker . . . capable of carrying ball 30 times per game . . . "as good a pick as we made in the whole draft," according to Bum Phillips . . . attended Liberty Eylau High School in Texarkana, Texas . . . majored in Physical Education . . . born January 15, 1960 at Texarkana, Texas . . . single.

Rushing:

| | G | Att. | Yds. | LG | TD | Avg. |
|------|----|------|------|----|----|------|
| 1981 | 11 | 198 | 860 | 22 | 9 | 4.3 |

Receiving:

| | G | Rec. | Yds. | LG | TD | Avg. |
|------|----|------|------|----|----|------|
| 1981 | 11 | 22 | 209 | 33 | 1 | 9.5 |

8 — CHUCK SLAUGHTER, Tackle 6-5 260 South Carolina

Steady lineman with good strength/size proportion . . . blocked for Saints RB George Rogers two years in college . . . 198th player selected . . . started three years at left tackle . . . excellent drive blocker . . . started 36 successive games . . . attended Fort Johnson High School in Charleston, S.C. . . majored in education . . . born Nov. 21, 1958 at Conway, S.C. . . single.



PRONUNCIATION GUIDE

Ken Bordelon BOAR-duh-lawn
 Jerry Boyarsky boy-ARE-skee
 Brad Edelman ED-ul-mun
 Russell Erxleben ERKS-lay-ben
 Elois Grooms eh-LOYS
 Jeff Groth GROWTH
 Jim Kovach KOE-vawch
 Dave Lafary la-FAR-ee
 Rich Mauti MAW-tee

Guido Merkens GHEE-do MUR-kins
 Rob Nairne NAIRN
 Jim Pietrzak PETER-zak
 Scott Pelluer puh-LURE
 Paul Ryczek RYE-zik
 Lindsay Scott LIND-ze
 Mike Spivey SPY-vee
 Scott Stauch STOWK
 Aundra Thompson AUN-dray
 Toussaint Tyler TWO-san

Saints 1982 Training Camp Depth Chart

—Veterans and Draft Choices—(Based on final game 1981)

OFFENSE

WR—19 Guido Merkens, 89 Aundra Thompson, **40 Kenny Duckett**,
43 Eugene Goodlow
 LT—71 James Taylor, 64 Dave Lafary, 76, Jim Pietrzak
 LG—68 Fred Sturt, 69 Nat Hudson
 C—62 John Hill, 76 Jim Pietrzak, 54 Paul Ryczek, **56 Brad Edelman**
 RG—61 Sam Adams, 69 Nat Hudson
 RT—67 Stan Brock, **79 Chuck Slaughter**
 TE—87 Larry Hardy, 85 Hoby Brenner
 WR—48 Jeff Groth, 86 Rich Martini, **80 Lindsay Scott**
 QB— 8 Archie Manning, 18 Dave Wilson, 12 Bobby Scott
 HB—38 George Rogers, 30 Wayne Wilson, 41 Jimmy Rogers
 FB—45 Jack Holmes, 42 Toussaint Tyler, 32 Scott Stauch,
24 Marvin Lewis

DEFENSE

LE—74 Derland Moore, 73 Frank Warren, **99 Tony Elliott**
 NT—77 Jerry Boyarsky, 91 Monte Bennett
 RE—78 Elois Grooms, 94 Jim Wilks
 LOLB—57 Rickey Jackson, 53 Scott Pelluer
 LILB—58 Glen Redd, 54 Dennis Winston
 RILB—52 Jim Kovach, 59 Chuck Evans
 ROLB—55 Rob Nairne, 50 Ken Bordelon
 LCB—44 Dave Waymer, **29 Rodney Lewis**
 RCB—25 Johnnie Poe, 47 Mike Spivey
 SS—20 Russell Gary, 49 Frank Wattlelet
 FS—37 Tommy Myers, **21 John Krimm**

SPECIALISTS

P—14 Russell Erxleben, **7 Morten Andersen**
 K— 1 Benny Ricardo, 14 Russell Erxleben, **7 Morten Andersen**
 H—37 Tommy Myers, 19 Guido Merkens
 PC—76 Jim Pietrzak, 62 John Hill, **56 Brad Edelman**
 KC—76 Jim Pietrzak, 62 John Hill, **56 Brad Edelman**
 PR—48 Jeff Groth, 19 Guido Merkens
 KR—30 Wayne Wilson, 41 Jimmy Rogers, 19 Guido Merkens,
 32 Scott Stauch

—1982 Draft Choices in bold type.

Saints 1982 Veterans Roster

| No. | Name | Pos. | Ht. | Wt. | NFL Exp. | Birthday | College | Games in '80 |
|------|------------------|-------|------|-----|-------------|----------|-------------------|-----------------|
| 61 | Adams, Sam | G | 6-3 | 260 | 11 | 9/29/48 | Prairie View A&M | 16 |
| 91 | Bennett, Monte | DT | 6-3 | 260 | 2 | 4/27/59 | Kansas State | 16 |
| 50 | Bordelon, Ken | LB | 6-4 | 226 | 6 | 8/26/54 | Louisiana State | 15 |
| 77 | Boyarsky, Jerry | DT | 6-3 | 275 | 2 | 5/15/59 | Pittsburgh | 11 |
| 16 | Bradshaw, Craig | QB | 6-5 | 215 | 2 | 8/14/57 | Utah State | 0 |
| 85 | Brenner, Hoby | TE | 6-4 | 240 | 2 | 6/ 2/59 | USC | 9 |
| 67 | Brock, Stan | T | 6-6 | 275 | 3 | 6/ 8/58 | Colorado | 16 |
| 14 | Exleben, Russell | P | 6-4 | 219 | 3 | 1/13/57 | Texas | 16 |
| 59 | Evans, Chuck | LB | 6-3 | 235 | 3 | 12/19/56 | Stanford | 16 |
| 20 | Gary, Russell | SS | 5-11 | 195 | 2 | 7/31/59 | Nebraska | 14 |
| 78 | Grooms, Elois | DE | 6-4 | 250 | 8 | 5/20/53 | Tennessee Tech | 16 |
| 48 | Groth, Jeff | WR/KR | 5-10 | 172 | 4 | 7/ 2/57 | Bowling Green | 15 |
| 87 | Hardy, Larry | TE | 6-3 | 230 | 5 | 7/ 9/56 | Jackson State | 16 |
| 82 | Harris, Ike | WR | 6-3 | 210 | 8 | 11/27/52 | Iowa State | 3 |
| 62 | Hill, John | C | 6-2 | 246 | 11 | 4/16/50 | Lehigh | 13 |
| 45 | Holmes, Jack | FB | 6-0 | 210 | 5 | 6/20/53 | Texas Southern | 16 |
| 69 | Hudson, Nat | G | 6-3 | 265 | 2 | 10/11/57 | Georgia | 16 |
| 57 | Jackson, Rickey | LB | 6-2 | 230 | 2 | 3/20/58 | Pittsburgh | 16 |
| 52 | Kovach, Jim | LB | 6-2 | 225 | 4 | 5/ 1/56 | Kentucky | 15 |
| 64 | Lafary, Dave | T | 6-7 | 275 | 6 | 1/13/55 | Purdue | 16 |
| 8 | Manning, Archie | QB | 6-3 | 200 | 12 | 5/19/49 | Mississippi | 12 |
| 84 | Mauti, Rich | WR | 6-0 | 190 | 5 | 5/25/54 | Penn State | 0 |
| 19 | Merkens, Guido | QB/WR | 6-1 | 195 | 5 | 8/14/55 | San Houston State | 16 |
| 74 | Moore, Derland | DT | 6-4 | 253 | 10 | 10/ 7/51 | Oklahoma | 16 |
| 37 | Myers, Tom | FS | 6-0 | 180 | 11 | 10/24/50 | Syracuse | 16 |
| 55 | Nairne, Rob | LB | 6-4 | 227 | 6 | 3/24/54 | Oregon State | 16 |
| 83 | Owens, Tinker | WR | 5-11 | 170 | 6 | 10/ 3/54 | Oklahoma | 0 |
| 53 | Pelluer, Scott | LB | 6-2 | 215 | 2 | 4/28/59 | Washington State | 16 |
| 76 | Pietrzak, Jim | C | 6-5 | 260 | 8 | 2/21/53 | Eastern Michigan | 16 |
| 25 | Poe, Johnnie | CB | 6-1 | 185 | 2 | 8/29/59 | Missouri | 15 |
| 58 | Redd, Glen | LB | 6-1 | 225 | 2 | 6/17/58 | Brigham Young | 16 |
| 1 | Ricardo, Benny | K | 5-10 | 170 | 6 | 1/ 4/54 | San Diego State | 16 |
| 38 | Rogers, George | HB | 6-2 | 229 | 2 | 12/ 8/58 | South Carolina | 16 |
| 41 | Rogers, Jimmy | HB | 5-10 | 190 | 3 | 6/29/55 | Oklahoma | 15 |
| 54 | Ryzcek, Paul | C | 6-2 | 245 | 8 | 6/29/55 | Virginia | 8 |
| 12 | Scott, Bobby | QB | 6-1 | 197 | 11 | 4/ 2/49 | Tennessee | 4 |
| 47 | Spivey, Mike | CB | 6-0 | 198 | 6 | 3/10/54 | Colorado | 12 |
| 32 | Stauch, Scott | RB | 6-1 | 204 | 2 | 1/ 3/59 | UCLA | 10 |
| 68 | Sturt, Fred | G | 6-4 | 255 | 8 | 1/ 6/51 | Bowling Green | 16 |
| 71 | Taylor, James | T | 6-4 | 270 | 5 | 8/12/56 | Missouri | 12 |
| 89 | Thompson, Aundra | WR | 6-1 | 186 | 6 | 1/ 2/53 | East Texas State | 10 |
| 42 | Tyler, Toussaint | FB | 6-2 | 220 | 2 | 3/19/59 | Washington | 16 |
| 73 | Warren, Frank | DE | 6-4 | 275 | 2 | 9/14/59 | Auburn | 16 |
| 49 | Wattelet, Frank | FS | 6-0 | 185 | 2 | 10/25/58 | Kansas | 16 |
| 44 | Waymer, Dave | CB | 6-1 | 195 | 3 | 7/ 1/58 | Notre Dame | 16 |
| 94 | Wilks, Jim | DE | 6-5 | 252 | 2 | 3/12/58 | San Diego State | 16 |
| 18 | Wilson, Dave | QB | 6-3 | 210 | 2 | 4/27/59 | Illinois | 11 |
| 30 | Wilson, Wayne | FB | 6-3 | 208 | 4 | 9/ 4/57 | Shepherd | 16 |
| 54-D | Winston, Dennis | LB | 6-0 | 228 | 6 | 10/25/55 | Arkansas | 14 |

Saints First-Year Roster

| No. | Name | Pos. | Ht. | Wt. | Born | College | How Acq. |
|-----|------------------|------|------|-----|----------|-----------------------|---------------|
| 7 | Andersen, Morten | K | 6-2 | 190 | 8/19/60 | Michigan State | D4 |
| 23d | Berry Raymond | DB | 5-9 | 175 | 6/ 5/58 | Texas Christian | FA |
| 90 | Bolden, Willie | TE | 6-3 | 223 | 12/ 2/56 | Bishop (Tex.) | FA |
| 75d | Clark, Bruce | DT | 6-3 | 250 | 3/31/56 | Penn State | Trade (G.B.) |
| 65 | Close, Calvin | G | 6-3 | 254 | 11/ 6/57 | Brigham Young | FA |
| 27 | Dixon, David | FB | 6-3 | 220 | 7/31/58 | Hampton Institute | FA |
| 40 | Duckett, Kenny | WR | 6-0 | 187 | 10/ 1/59 | Wake Forest | D3c |
| 88 | Echols, Donnie | TE | 6-4 | 235 | 12/16/57 | Oklahoma State | ('81) FA |
| 56 | Edelman, Brad | C | 6-6 | 255 | 9/ 3/60 | Missouri | D2 |
| 99 | Elliott, Tony | DE | 6-2 | 247 | 4/23/59 | North Texas State | D5 |
| 27d | Freeney, Vindell | CB | 5-10 | 177 | 11/ 6/58 | Sam Houston State | FA |
| 46 | Gajan, Hokie | FB | 5-11 | 214 | 9/ 6/59 | Louisiana State | ('81) D10 |
| 51 | Gladys, Gene | LB | 6-0 | 216 | 11/13/57 | Penn State | ('81) D8b |
| 43 | Goodlow, Eugene | WR | 6-2 | 190 | 12/19/58 | Kansas State | D3b |
| 33d | Gray, Kevin | DB | 5-11 | 179 | 9/11/57 | Eastern Illinois | FA |
| 96 | Green, Lonnie | DT | 6-4 | 265 | 2/16/58 | Mississippi State | FA |
| 70 | Harper, Jeff | C | 6-3 | 237 | 10/27/57 | Georgia | ('81) FA |
| 23 | Hill, Alfordia | WR | 6-3 | 202 | 7/17/59 | Arizona | FA |
| 28 | Hurley, Bill | DB | 6-2 | 205 | 6/16/57 | Syracuse | ('81) Waivers |
| 36 | Jackson, Kenneth | FB | 5-11 | 212 | 8/ 8/59 | Cal State-Fullerton | FA |
| 60 | Kearns, Tom | G | 6-4 | 265 | 5/ 6/58 | Kentucky | ('81) FA |
| 92 | Knafele, Greg | TE | 6-4 | 220 | 2/20/59 | Notre Dame | FA |
| 21 | Krimm, John | FS | 6-2 | 190 | 5/30/60 | Notre Dame | D3d |
| 24 | Lewis, Marvin | RB | 6-3 | 208 | 1/15/60 | Tulane | D6 |
| 98 | Lewis, Reggie | DE | 6-1 | 220 | 1/20/54 | San Diego State | FA |
| 29 | Lewis, Rodney | CB | 5-11 | 190 | 4/ 2/59 | Nebraska | D3a |
| 15 | Mahfouz, Robbie | QB | 6-1 | 195 | 10/30/59 | Southeastern La. | FA |
| 35d | Megna, Gerald | DB | 5-11 | 192 | 11/23/58 | East Tennessee State | FA |
| 26 | Mickens, Lester | WR | 5-11 | 173 | 9/ 9/58 | Kansas | ('81) D12 |
| 92d | Morris, Teddy | LB | 6-0 | 225 | 1/24/59 | Arkansas | FA |
| 72 | Morrison, Tim | G | 6-3 | 265 | 12/10/58 | Georgia | FA |
| 66 | Oubre, Louis | G | 6-4 | 262 | 5/15/58 | Oklahoma | ('81) D5a |
| 33 | Parham, Robert | FB | 6-1 | 220 | 1/17/58 | Grambling | FA |
| 34 | Penn-White, Al | RB | 6-0 | 191 | 12/30/58 | Southeastern Oklahoma | FA |
| 36d | Pittman, Perry | DB | 6-1 | 190 | 12/ 6/55 | Langston (Okla.) | FA |
| 39 | Quinn, Marcus | DB | 6-1 | 200 | 6/27/59 | Louisiana State | FA |
| 97 | Ruyle, Clay | DE | 6-5 | 256 | 10/11/58 | Stephen F. Austin | FA |
| 72d | Sally, Jerome | DT | 6-3 | 253 | 2/24/59 | Missouri | FA |
| 24d | Salter, Robert | DB | 6-0 | 183 | 2/26/58 | Grambling | FA |
| 80 | Scott, Lindsay | WR | 6-1 | 190 | 12/ 6/60 | Georgia | D1 |
| 22d | Sella, Chris | DB | 6-2 | 203 | 9/22/55 | SW Missouri State | FA |
| 79 | Slaughter, Chuck | T | 6-5 | 260 | 11/21/58 | South Carolina | D8 |
| 93 | Stamm, Carter | TE | 6-2 | 225 | 8/ 3/58 | Millsaps | FA |
| 22 | Stewart, Bobby | WR | 5-11 | 170 | 11/27/57 | Texas Christian | FA |
| 35 | Stewart, Ronnie | FB | 5-10 | 206 | 5/18/59 | Georgia | FA |
| 10 | Talley, Sam | P | 6-5 | 220 | 9/ 5/58 | Texas Christian | Waivers |
| 93d | Tolliver, Arthur | LB | 6-0 | 243 | 3/29/59 | Nicholls State | FA |
| 95 | Wells, Joe | LB | 6-2 | 230 | 4/26/59 | Southern Utah | Waivers |
| 75 | Whitten, Bobby | G-T | 6-3 | 265 | 5/ 7/59 | Kansas | FA |

Saints 1982 Numerical Roster

| | | | | | |
|-----|-----------------------|-----|---------------------|-----|---------------------|
| 1 | Benny Ricardo, K | 37 | Tommy Myers, FS | 70 | Jeff Harper, C |
| 7 | Morten Andersen, K | 38 | George Rogers, HB | 71 | James Taylor, T |
| 8 | Archie Manning, QB | 39 | Marcus Quinn, DB | 72 | Tim Morrison, G |
| 10 | Stan Talley, P | 40 | Kenny Duckett, WR | 72d | Jerome Sally, DT |
| 12 | Bobby Scott, QB | 41 | Jimmy Rogers, HB | 73 | Frank Warren, DE |
| 14 | Russell Erxleben, P | 42 | Toussaint Tyler, FB | 74 | Derland Moore, DT |
| 15 | Robbie Mahfouz, QB | 43 | Eugene Goodlow, WR | 75 | Bobby Whitten, G-T |
| 16 | Craig Bradshaw, QB | 44 | Dave Waymer, CB | 75d | Bruce Clark |
| 18 | Dave Wilson, QB | 45 | Jack Holmes, FB | 76 | Jim Pietrzak, C |
| 19 | Guido Merckens, QB/WR | 46 | Hokie Gajan, RB | 77 | Jerry Boyarsky, DT |
| 20 | Russell Gary, SS | 47 | Mike Spivey, CB | 78 | Elois Grooms, DE |
| 21 | John Krimm, FS | 48 | Jeff Groth, WR/KR | 79 | Chuck Slaughter, T |
| 22 | Bobby Stewart, WR | 49 | Frank Wattelet, FS | 80 | Lindsay Scott, WR |
| 22d | Chris Sella, S | 50 | Ken Bordelon, LB | 82 | Ike Harris, WR |
| 23 | Alfondia Hill, WR | 51 | Gene Gladys, LB | 83 | Tinker Owens, WR |
| 23d | Raymond Berry, DB | 52 | Jim Kovach, LB | 84 | Rich Mauti, WR |
| 24 | Marvin Lewis, RB | 53 | Scott Pelluer, LB | 85 | Hoby Brenner, TE |
| 24d | Robert Salter, DB | 54 | Paul Ryczek, C | 86 | Rich Martini, WR |
| 25 | Johnnie Poe, CB | 54d | Dennis Winston, LB | 87 | Larry Hardy, TE |
| 26 | Lester Mickens, CB | 55 | Rob Nairne, LB | 88 | Donnie Echols, TE |
| 27 | David Dixon, FB | 56 | Brad Edelman, C | 89 | Aundra Thompson, WR |
| 27d | Vindell Freney, CB/KR | 57 | Rickey Jackson, LB | 90 | Willie Bolden, TE |
| 28 | Bill Hurley, SS | 58 | Glen Redd, LB | 91 | Monte Bennett, DT |
| 29 | Rodney Lewis, CB | 59 | Chuck Evans, LB | 92 | Greg Knafelc, T |
| 30 | Wayne Wilson, FB | 60 | Tom Kearns, G | 92d | Teddy Morris |
| 32 | Scott Stauch, RB | 61 | Sam Adams, G | 93 | Carter Stamm, TE |
| 33 | Robert Parham, FB | 62 | John Hill, C | 93d | Arthur Tolliver, G |
| 33d | Kevin Gray, DB | 64 | Dave Lafary, T | 94 | Jim Wilks, DE |
| 34 | Al Penn-White, RB | 65 | Calvin Close, G | 95 | Joe Wells, LB |
| 35 | Ronnie Stewart, FB | 66 | Louis Oubre, G | 96 | Lonnie Greene, DT |
| 35d | Gerald Megna, DB | 67 | Stan Brock, T | 97 | Clay Ruyle, DE |
| 36 | Kenneth Jackson, FB | 68 | Fred Sturt, G | 98 | Reggie Lewis, DE |
| 36d | Perry Pittman, DB | 69 | Nat Hudson, G | 99 | Tony Elliott, DE |



ON THE ROAD WITH THE SAINTS

| | | |
|---------------------|--|----------------|
| Houston..... | The Warwick Hotel | (713) 529-1991 |
| Minnesota | Minneapolis Hilton | (612) 331-1900 |
| Chicago..... | The Westin Hotel | (312) 943-7200 |
| Oakland..... | Hyatt Oakland | (415) 562-6100 |
| Los Angeles..... | Anaheim Marriott Hotel | (714) 750-0800 |
| San Diego..... | Hyatt Islandia | (714) 224-3541 |
| San Francisco | San Francisco Airport Hilton | (415) 589-0770 |
| Atlanta..... | Marriott Hotel-Atlanta Airport | (404) 766-7900 |
| Dallas | Dallas Marriott Hotel-Market Center .. | (214) 748-8551 |

HOW THE SAINTS WERE BUILT

(Final Roster of 1981 Season)

| Year | Draft (24) | Trade (4) | Free Agents (12) |
|----------------------------------|---|---|--|
| 1971 2-11-1 4th NFC West | Archie Manning, QB (1) Bobby Scott, QB (14) | | |
| 1972 2-11-1 3rd NFC West | Tom Myers, S (3a) | | |
| 1973 5-9 3rd NFC West | Derland Moore, DT (2) | | |
| 1974 5-9 3rd NFC West | | | |
| 1975 2-12 4th NFC West | Elois Grooms, DE (3a) | | |
| 1976 4-10 Tie 3rd NFC West | | Ken Bordelon, LB (From LA) | |
| 1977 3-11 4th NFC West | Dave Lafary, G (5a) | | |
| 1978 7-9 3rd NFC West | Larry Hardy, TE (12) | | Jack Holmes, RB Fred Sturt, G |
| 1979 8-8 2nd NFC West | Russell Erxleben, K (1) Jim Kovach, LB (4) | | Jim Pietrzak, C Wayne Wilson, RB |
| 1980 1-15 4th NFC West | Stan Brock, T (1) Dave Waymer, CB (2) Chuck Evans, LB (8) | | Benny Ricardo, K Jimmy Rogers, RB Mike Spivey, CB |
| 1981 4-12 4th NFC West | George Rogers, RB (1) Dave Wilson, QB (1 Supp.) Russell Gary, SS (2a) Rickey Jackson, LB (2b) Frank Warren, DE (3a) Hoby Brenner, TE (3b) Jerry Boyarsky, DT (5b) Nat Hudson, G (6a) Johnnie Poe, CB (6b) Glenn Redd, LB (6c) Toussaint Tyler, RB (9) Jim Wilks, DE (12) | Sam Adams (From New England) Rob Nairne (From Denver) Aundra Thompson (From San Diego) | Monte Bennett, DT Jeff Groth, WR Rich Martini, WR Paul Ryczek, C Frank Wattelet, S |

Waivers (4) — John Hill, from N. Y. Giants, 1975; Guido Merckens, WR, from Houston, 1980; Scott Pelluer, LB from Dallas, 1981; Scott Stauch, RB, from San Francisco, 1981.

OTHER SAINTS FOR 1982

RAYMOND BERRY, Defensive Back, Texas Christian ... 5-9, 175 ... born 6/5/58 at Lufkin, Texas ... attended Morse High School in San Diego, California ... went to camp with Philadelphia in 1980 ... single ... joined Saints as free agent, 1982.

WILLIE BOLDEN, Tight End, Bishop College (Texas) ... 6-3, 223 ... born 12/2/56 at Houston, Texas ... attended Worthing High School in Houston ... went to camp with Denver in 1980 ... single ... joined Saints as free agent, 1982.

CRAIG BRADSHAW, Quarterback, Utah State ... 6-5, 215 ... born 8/14/57 at Shreveport, Louisiana ... attended Southwood High School in Shreveport ... drafted in 7th round by Houston in 1980, played in 1980 with Oilers ... married (Kim) ... joined Saints as free agent, 1982.

BRUCE CLARK, Defensive End, Penn State ... 6-3, 270 ... born 3/31/58 at Newcastle, Pa. ... attended Newcastle (Pa.) High School ... drafted in first round by Green Bay Packers in 1980 ... opted for the CFL Toronto Argonauts ... had stellar rookie year ... consensus all-America senior year at Penn State ... runner-up for Outland Trophy ... NCAA lineman of the year ... also played stand-up linebacker for Nittany Lions ... had 19 career quarterback sacks ... single ... joined Saints from Toronto after Saints acquired him from Green Bay for Saints' first-round pick in 1983 college draft.

CALVIN CLOSE, Guard, Brigham Young ... 6-3, 254 ... born 11/6/57 at Oxnard, California ... attended Adolfo Camarillo High School in Oxnard ... single ... joined Saints as free agent, 1982.

DAVID DIXON, Fullback, Hampton Institute ... born 7/31/58 at Newport News, Virginia ... attended Ferguson High School in Newport News ... single ... joined Saints as free agent, 1982.

DONNIE ECHOLS, Tight End, Oklahoma State ... 6-4, 235 ... born 12/16/57 at Dallas, Texas ... attended Roosevelt High School in Dallas ... married (Denise) ... joined Saints as free agent, 1981 ... spent 1981 season on Saints' injured reserve list.

VINDELL FREENEY, Defensive Back, Sam Houston State ... 5-10, 177 ... born 11/6/58 at Laneville, Texas ... attended Henderson (Texas) High School ... went to training camp with Dallas in 1981 ... married (Sherry) ... joined Saints as free agent, 1982.

HOKIE GAJAN, Fullback, LSU ... 5-11, 211 ... born 9/6/59 at Baton Rouge, Louisiana ... attended Baker (Louisiana) High School ... married (Judy) ... drafted in 10th round by Saints in 1981 ... spent 1981 season on Saints' injured reserve list.

GENE GLADYS, Linebacker, Penn State ... 6-2, 214 ... born 11/13/57 at Monessen, Pennsylvania ... attended Monessen (Pennsylvania) High School ... single ... drafted in 8th round by Saints in 1981 ... spent 1981 season on Saints injured reserve list.

KEVIN GRAY, Defensive Back, Eastern Illinois ... 5-11, 179 ... born 9/11/57 at Chicago, Illinois ... attended Hyde Park High School in Chicago ... single ... joined Saints as free agent, 1982.

LONNIE GREEN, Defensive Tackle, Mississippi State ... 6-4, 265 ... born 2/16/58 at Winnsboro, Louisiana ... attended Winnsboro (Louisiana) High School ... went to training camp with Green Bay in 1980 ... single ... joined Saints as free agent, 1982.

JEFF HARPER, Center, Georgia ... 6-5, 270 ... born 10/27/57 at Macon, Georgia ... attended Monroe Academy in Forsyth, Georgia ... single ... joined Saints as free agent, 1981 ... spent 1981 season on Saints' injured reserve list.

ALFONDIA HILL, Wide Receiver, Arizona ... 6-3, 202 ... born 7/17/59 at Kansas City, Missouri ... attended Lincoln High School in Kansas City ... single ... joined Saints as free agent, 1982.

BILL HURLEY, Defensive Back, Syracuse ... 5-11, 195 ... born 5/16/57 at Depew, New York ... attended St. Joseph's High School in Buffalo, New York ... single ... drafted in 4th round by Pittsburgh in 1980 ... spend 1980 on Steelers' injured reserve list ... acquired by Saints off waivers from Pittsburgh, 1981 ... spent 1981 on Saints' injured reserve list.

KENNETH JACKSON, Fullback, Cal. State-Fullerton ... 5-11, 212 ... born 8/8/59 at Atlanta, Georgia ... attended Southwest High School in Atlanta ... single ... joined Saints as free agent, 1982.

TOM KEARNS, Guard, Kentucky ... 6-3, 265 ... born 5/6/58 at Lexington, Kentucky ... attended Bates Creek High School in Lexington ... single ... joined Saints as free agent, 1981 ... spent 1981 season on Saints' injured reserve list.

GREG KNAPFELC, Tight End, Notre Dame ... 6-4, 220 ... born 2/20/59 at Green Bay, Wisconsin ... attended Premontre High School in Green Bay ... married ... went to camp with Toronto (CFL) and Green Bay, 1981 ... joined Saints as free agent, 1982.

REGGIE LEWIS, Defensive End, San Diego State ... 6-2, 248 ... born 1/20/54 at New Orleans, Louisiana ... attended Crenshaw High School in Los Angeles, California ... married (Nisha) ... played with Calgary (CFL) 1977-81, and Toronto (CFL) 1981 ... joined Saints as free agent, 1982.

ROBBIE MAHFOUZ, Quarterback, Southeastern Louisiana ... 6-1, 195 ... born 10/30/59 at Metairie, Louisiana ... attended Lafayette (Louisiana) High School ... single ... joined Saints as free agent, 1982.

GERALD MEGNA, Defensive Back, East Tennessee State . . . 5-11, 192 . . . born 11/23/58 at New York, New York . . . attended Cooper City (Florida) High School . . . single . . . went to camp with Miami in 1980 and Washington in 1981 . . . joined Saints as free agent, 1982.

LESTER MICKENS, Defensive Back, Kansas . . . 5-11, 175 . . . born 9/9/58 at Charleston, South Carolina . . . attended Gordon High School in Atlanta, Georgia . . . single . . . drafted in 11th round by Saints in 1981 . . . spent 1981 season on Saints' injured reserve list.

TEDDY MORRIS, Linebacker, Arkansas . . . 6-0, 225 . . . born 1/24/59 at North Little Rock, Arkansas . . . attended Central High School (Little Rock) . . . single . . . joined Saints as free agent 1982.

TIM MORRISON, Guard, Georgia . . . 6-3, 265 . . . born 12/10/58 at Boaz, Alabama . . . attended Suwanee High School in Live Oak, Florida . . . married (Leigh) . . . drafted in 11th round by Dallas in 1981 . . . joined Saints as free agent, 1982.

LOUIS OUBRE, Guard, Oklahoma . . . 6-4, 262 . . . born 5/15/58 at New Orleans, Louisiana . . . attended St. Augustine High School in New Orleans . . . married (Jacquelin) . . . drafted in 5th round by Saints in 1981 . . . spent 1981 season on Saints' injured reserve list.

ROBERT PARHAM, Fullback, Grambling . . . 6-1, 220 . . . born 1/17/58 at Atlanta, Georgia . . . attended Gordon High School in Atlanta . . . single . . . drafted in 10th round by San Diego in 1981 . . . joined Saints as free agent, 1982.

AL PENN-WHITE, Running Back, Southeastern Oklahoma State . . . 6-0, 191 . . . born 12/30/58 at Denison, Texas . . . attended Denison (Texas) High School . . . single . . . joined Saints as free agent, 1982.

PERRY PITTMAN, Defensive Back, Langston (Oklahoma) . . . 6-1, 190 . . . born 12/6/55 at New Orleans, Louisiana . . . attended Abramson High School in New Orleans . . . single . . . joined Saints as free agent, 1982.

MARCUS QUINN, Defensive Back, LSU . . . 6-1, 200 . . . born 6/27/59 at Tylertown, Mississippi . . . attended St. Augustine High School in New Orleans . . . single . . . joined Saints as free agent, 1982.

CLAY RUYLE, Defensive End, Stephen F. Austin State (Texas) . . . 6-5, 256 . . . born 10/11/58 at Dallas, Texas . . . attended Texas City (Texas) High School . . . single . . . joined Saints as free agent, 1982.

JEROME SALLY, Defensive Tackle, Missouri . . . 6-3, 253 . . . born 2/24/59 at Chicago, Illinois . . . attended Proviso East High School in Maywood, Illinois . . . single . . . joined Saints as free agent, 1982.

ROBERT SALTER, Defensive Back, Grambling . . . 6-0, 183 . . . born 2/26/58 at Evergreen, Alabama . . . attended G.W. Carver High School in New Orleans . . . single . . . went to camp with Dallas in 1981 . . . joined Saints as free agent, 1982.

CHRIS SELLA, Defensive Back, Southwest Missouri State . . . 6-2, 203 . . . born 9/22/55 at Greenville, Mississippi . . . attended Lee's Summit (Missouri) High School . . . single . . . went to camp with Houston in 1980 and Denver in 1981 . . . joined Saints as free agent, 1982.

CARTER STAMM, Tight End, Millsaps College (Mississippi) . . . 6-2, 225 . . . born 8/3/58 at Vicksburg, Mississippi . . . attended St. Aloysius High School in Vicksburg . . . single . . . joined Saints as free agent, 1982.

BOBBY STEWART, Wide Receiver, Texas Christian . . . 5-11, 170 . . . born 11/27/57 at Amarillo, Texas . . . attended Caprock High School in Amarillo . . . single . . . joined Saints as free agent, 1982.

RONNIE STEWART, Fullback, Georgia . . . 5-10, 206 . . . born 5/18/59 at Tampa, Florida . . . attended King High School in Tampa . . . single . . . joined Saints as free agent, 1982.

STAN TALLEY, Punter, Texas Christian . . . 6-5, 220 . . . born 9/5/58 at Dallas, Texas . . . attended West Torrance High School in Torrance, California . . . single . . . went to camp with Atlanta in 1981 . . . joined Saints as free agent, 1982.

ARTHUR TOLLIVER, Defensive Tackle, Nicholls State . . . 6-0, 243 . . . born 3/29/59 at New Orleans . . . attended St. Augustine High School in New Orleans . . . single . . . joined Saints as free agent, 1982.

JOE WELLS, Linebacker, Southern Utah . . . 6-2, 230 . . . born 4/26/59 at Cedar City, Utah . . . attended Cedar City High School . . . single . . . went to camp with Seattle in 1981 . . . was acquired by Saints off procedural waivers from Seattle, 1982.

BOBBY WHITTEN, Tackle-Guard, Kansas . . . 6-3, 265 . . . born 5/7/59 at Ft. Leonardwood, Missouri . . . attended Junction City (Kansas) High School . . . single . . . played 2 games with Cincinnati in 1981 . . . joined Saints as free agent, 1982.



THE LAST TIME

Intercepted pass returned for TD—Dec. 3, 1979, by Ken Bordelon, 19 yards vs. Oakland.

Fumble recovery returned for TD—Nov. 2, 1980, by Don Reese, 34 yards vs. Los Angeles.

Punt return for TD—Dec. 15, 1968, by Charlie Brown, 53 yards vs. Pittsburgh.

Kickoff returned for TD—Nov. 27, 1977 by Clarence Chapman, 92 yards at San Francisco.

Game-By-Game Review, 1981

Falcons 27, Saints 0

Sept. 6 at Atlanta-Fulton County Stadium (57,406)

Mistakes kept the young Saints off the scoreboard and the experienced Falcons capitalized on three New Orleans turnovers for touchdowns. The Saints drove to the Atlanta 33 on their first possession, but lost the ball on downs. The Falcons drove to their first score, and converted two fumbled punts and a fumbled pass reception into tallies. First-round draft choice George Rogers gained 61 yards in 13 carries in his first NFL action. "He looked good under the circumstances, but he really couldn't get started against Atlanta's defense," said Head Coach O.A. (Bum) Phillips, making his coaching debut with the Saints.

Atlanta 7 7 7 6—27
New Orleans 0 0 0 0—0

SCORING

Atl.—Francis 10 pass from Bartkowski (Luckhurst kick)
Atl.—Francis 19 pass from Bartkowski (Luckhurst kick)
Atl.—K. Johnson 35 fumble recovery (Luckhurst kick)
Atl.—Jenkins 25 pass from Bartkowski (pass failed)

TEAM STATISTICS

| New Orleans | Atlanta |
|---------------------------|---------|
| First Downs..... 14 | 21 |
| Rushes-Yards..... 20-76 | 38-164 |
| Passing Yards..... 173 | 135 |
| Return Yards..... 80 | 46 |
| Passes..... 23-41-1 | 16-26-2 |
| Punts..... 5-40-4 | 3-37-7 |
| Fumbles-Lost..... 4-3 | 3-2 |
| Penalties-Yards..... 4-30 | 6-54 |

RUSHING

New Orleans—Rogers 13-61; Holmes 4-10; Tyler 2-2; W. Wilson 1-3.
Atlanta—Andrews 18-86; Cain 11-53; Mayberry 6-19; Strong 3-6.

PASSING

New Orleans—Manning 15-28-0, 122; Scott 8-12-1, 71; Merkens 0-1-0, 0.
Atlanta—Bartkowski 16-25-1, 154; 3 TDs; Moroski, 0-1-1, 0.

RECEIVING

New Orleans—Chandler 8-117; Holmes 3-22; W. Wilson 3-11; Hardy 2-15; Caster 2-12; Banks 1-6; Lafary 1-5; Merkens 1-4; Rogers 1-1; Tyler 1-0.
Atlanta—Cain 5-47; Jenkins 3-41, 1 TD; Francis 3-32, 2 TD; Andrews, 2-14; Miller 2-10; Jackson 1-10.

Saints 23, Rams 17

Sept. 13 at Superdome (62,063)

George Rogers carried the ball 29 times and gained 162 yards, both club records, to lead the Saints past the Rams in the first home victory since 1979. "After the loss to Atlanta, a lot of us were kind of down," Rogers said. "We wanted to come back and prove that we did have a good team and that we could play under pressure." Rogers scored the first touchdown on a five-yard run, and Benny Ricardo kicked three field goals as the Saints led at half-time, 16-3. Bobby Scott, replacing Archie Manning at quarterback, threw a 23-yard scoring strike to Wes Chandler midway through the fourth quarter to keep the hard-charging Rams at bay. Following a Haden touchdown pass to Preston Dennard, Rogers came through with some key yardage as the Saints kept possession of the ball and ran out the clock.

New Orleans 6 10 0 7—23
Los Angeles 0 3 7 7—17

SCORING

N.O.—Field Goal Ricardo 45
N.O.—Field Goal Ricardo 46
N.O.—G. Rogers 5 run (Ricardo kick)
L.A.—Field Goal Corral 40
L.A.—Dennard 9 pass from Haden (Corral kick)
N.O.—Chandler 23 pass from Scott (Ricardo kick)
L.A.—Dennard 15 pass from Haden (Corral kick)

TEAM STATISTICS

| Los Angeles | New Orleans |
|---------------------------|-------------|
| First Downs..... 17 | 19 |
| Rushes-Yards..... 24-88 | 50-226 |
| Passing Yards..... 167 | 78 |
| Return Yards..... 162 | 142 |
| Passing..... 20-34-2 | 4-17-3 |
| Punts..... 5-39-6 | 2-32-0 |
| Fumbles-Lost..... 3-2 | 3-0 |
| Penalties-Yards..... 8-50 | 9-70 |

RUSHING

Los Angeles—Tyler 16-59; Bryant 5-18; Haden 3-11.

New Orleans—G. Rogers 29-162, 1 TD; W. Wilson 11-37; Holmes 5-21; Manning 1-13; Caster 1-minus 3; Scott 3-minus 4.

PASSING

Los Angeles—Haden 20-34-2, 201, 2 TDs.
New Orleans—Scott 4-14-2, 90, 1 TD; Manning 0-2-0, 0; Myers 0-1-0, 0.

RECEIVING

Los Angeles—Bryant 6-19; Dennard 3-37, 2 TD; Moore 2-27; Tyler 2-25; Waddy 2-25; Childs 2-20; Guman 1-12.
New Orleans—Caster 1-31; Chandler 1-23, 1 TD; Harris 1-20; Hardy 1-16.

Giants 20, Saints 7

Sept. 20 at Giants Stadium (69,814)

An improved Giants team scored 13 points in the first half, and the Saints could not rebound. Bobby Scott started in place of Archie Manning, and could not get the offense rolling. Rookie signal caller Dave Wilson was called upon in the fourth quarter and responded with a 62-yard drive to the Saints' only touchdown, a two-yard burst by Wayne Wilson. The Saints had a chance to get back into the game late in the fourth period, but two dropped passes, one in the Giants end zone, killed opportunities. George Rogers ran for 75 yards in 20 carries. Wilson threw for 154 yards in less than ten minutes. Said Phillips, "The first half was a key in the game, and we couldn't do anything well when we needed to."

New York 0 13 7 0—20
New Orleans 0 0 0 7—7

SCORING

NYG—Shirk 12 pass from Simms (Danelo kick)
NYG—Field Goal Danelo 20
NYG—Field Goal Danelo 55
NYG—Taylor 1 Run (Danelo kick)
N.O.—W. Wilson 2 run (Ricardo kick)

TEAM STATISTICS

| New Orleans | New York |
|---------------------------|----------|
| First Downs..... 18 | 26 |
| Rushes-Yards..... 28-109 | 33-106 |
| Passing Yards..... 190 | 315 |
| Return Yards..... 119 | 67 |
| Passes..... 16-38-2 | 28-42-0 |
| Punts..... 5-43-2 | 3-45-3 |
| Fumbles-Lost..... 3-1 | 4-2 |
| Penalties-Yards..... 7-65 | 10-75 |

RUSHING

New Orleans—G. Rogers 20-75; Holmes 7-32; Wilson 1-2, 1 TD.
New York—Kotar 8-46; Bright 6-33; Perry 8-22; Simms 4-0; Taylor, 7-5, 1 TD.

PASSING

New Orleans—Scott 5-15-1, 61; D. Wilson 11-23-1, 154.
New York—Simms 28-41-0, 324; Brunner 0-1-0, 0.

RECEIVING

New Orleans—Chandler 4-73; W. Wilson 4-37; Caster 3-52; Groth 1-18; Harris 1-13; Hardy 1-12; Tyler 1-10; Holmes 1-0.
New York—Shirk 11-101, 1 TD; Perkins 8-118; Bright 2-42; Gray 2-28; Kotar 2-14; Friede 1-11; Taylor 1-5; Perry 1-5.

49ers 21, Saints 14

Sept. 27 at Candlestick Park (44,433)

Rookie Dave Wilson started his first NFL game, and George Rogers rushed for 115 yards, but two freak plays gave the 49ers two quick touchdowns to win the battle of the scoreboard. Wilson hit Jeff Groth with a 24-yard scoring strike in the first period, but the Saints couldn't score again until late in the fourth quarter when Archie Manning returned to the lineup and hit Wayne Wilson with a nine-yard strike. The 49ers scored in the second half when Freddie Solomon caught a 25-yard pass and shook off a tackler for a 60-yard TD jaunt. Then a pass from Manning was tipped into the hands of Ronnie Lott who scored with the interception. The Saints had seven chances to score in the first half, and outgained the 49ers in the game by 100 yards.

San Francisco 0 7 7 7—21
New Orleans 7 0 0 7—14

SCORING

N.O.—Groth 24 pass from D. Wilson (Ricardo kick)
S.F.—Davis 6 run (Bahr kick)
S.F.—Solomon 60 pass from Montana (Bahr kick)
S.F.—Lott 26 interception return (Bahr kick)
N.O.—W. Wilson 9 pass from Manning (Ricardo kick)

TEAM STATISTICS

| New Orleans | San Francisco |
|-----------------------------|---------------|
| First Downs..... 18 | 15 |
| Rushes-Yards..... 37-163 | 39-146 |
| Passing Yards..... 250 | 168 |
| Return Yards..... 192 | 102 |
| Passes..... 21-38-2 | 16-22-1 |
| Punts..... 6-40-2 | 9-45-1 |
| Fumbles-Lost..... 3-2 | 1-1 |
| Penalties-Yards..... 11-106 | 8-79 |

RUSHING

New Orleans—G. Rogers 25-115; W. Wilson 5-27; Tyler 2-13; D. Wilson 1-9; Holmes 3-8; Myers 1-minus 9.
San Francisco—Davis 11-48, 1 TD; Patton 14-42; Hofer 4-19; Montana 3-17; Cooper 5-10; Solomon 1-5; Easley 1-5.

PASSING

New Orleans—D. Wilson 11-22-1, 180, 1 TD; Manning 10-16-1, 70, 1 TD.
San Francisco—Montana 16-22-1, 175, 1 TD.

RECEIVING

New Orleans—Chandler 4-72; Tyler 4-30; Holmes 3-11; Groth 2-56, 1 TD; W. Wilson 2-27, 1 TD; Williams 2-17; G. Rogers 2-16; Caster 1-13; Hardy 1-8.
San Francisco—Young 3-41; Clark 3-30; Cooper 3-6; Solomon 2-80, 1 TD; Patton 2-8; Hofer 2-7; Lawrence 1-3.

Steelers 20, Saints 6

October 4 at Superdome (64,578)

Mistakes of youth continued to plague the Saints as they moved inside the Steeler 20-yard line several times, but could only tally a pair of field goals. Dave Wilson started his second contest at quarterback and completed 12 of 20 passes, but had four intercepted—one in the Steeler end zone. "We looked like a typical young team that couldn't make the plays we had to make. I thought the defense played well considering the young players that we're using and the injuries we had. We ran the football well against them," said Phillips. "But when you let Pittsburgh get ahead of you, you're in trouble." George Rogers led all rushers with 77 yards in 25 carries. Wayne Wilson caught six passes.

| | | | | |
|-------------|---|---|---|------|
| Pittsburgh | 7 | 6 | 0 | 7—20 |
| New Orleans | 0 | 3 | 3 | 0—6 |

SCORING

Pitt.—Swann 16 pass from Bradshaw (Trout kick)
Pitt.—Field Goal Trout 25
N.O.—Field Goal Ricardo 26
Pitt.—Field Goal Trout 43
N.O.—Field Goal Ricardo 33
Pitt.—Stallworth 47 pass from Bradshaw (Trout kick)

TEAM STATISTICS

| Pittsburgh | | New Orleans |
|----------------------|---------|-------------|
| First Downs..... | 19 | 17 |
| Rushes-Yards..... | 33-137 | 34-78 |
| Passing Yards..... | 269 | 121 |
| Return Yards..... | 158 | 122 |
| Passes..... | 19-29-0 | 16-25-4 |
| Punts..... | 6-41.7 | 5-43.2 |
| Fumbles-Lost..... | 5-3 | 3-1 |
| Penalties-Yards..... | 10-98 | 4-35 |

RUSHING

Pittsburgh—Harris 13-59; Pollard 12-54; Davis 3-8; Thornton 2-5; Stoudt 1-10; Hawthorne 1-1; Bradshaw 1-0.
New Orleans—G. Rogers 25-77; W. Wilson 5-9; Holmes 1-0; Tyler 2-minus 2; D. Wilson 1-minus 6.

PASSING

Pittsburgh—Bradshaw 19-28-0, 276, 2 TD; Stoudt 0-1-0, 0.
New Orleans—D. Wilson 12-20-4, 127; Scott 3-4-0, 23.

RECEIVING

Pittsburgh—Stallworth 7-158, 1 TD; Swann 7-67, 1 TD; Cunningham 2-37; Pollard 2-10; Davis 1-4.
New Orleans—W. Wilson 6-46; Groth 3-65; Williams 2-20; Hardy 2-9; Merkins 1-10; Holmes 1-0.

Eagles 31, Saints 14

Oct. 11 at Superdome (52,728)

"We were not only playing a good football team, we were playing a hot football team," said Phillips after Philadelphia extended its record to 6-0. "We did a heck of a job not to surrender." The Saints got off to a good start as Wayne Wilson returned the opening kickoff 57 yards and George Rogers scored on a five-yard burst six plays later. But the Eagles came up with 24 first-half points and added seven in the second half, while the Saints could only manage one more score, a three-yard run by Rogers in the final two minutes. Rogers ran for 134 yards in 17 carries including a 73-yarder, a club record. Cornerback Dave Waymer intercepted two Jaworski passes.

| | | | | |
|--------------|----|----|---|------|
| Philadelphia | 14 | 10 | 7 | 0—31 |
| New Orleans | 7 | 0 | 0 | 7—14 |

SCORING

N.O.—G. Rogers 5 run (Ricardo kick)
Phil.—Krepfle 11 pass from Jaworski (Franklin kick)
Phil.—Russell 1 run (Franklin kick)
Phil.—Russell 1 run (Wilkes pass from Jaworski)
Phil.—Field Goal Franklin 22
Phil.—LeMaster 47 fumble return (Franklin kick)
N.O.—G. Rogers 3 run (Ricardo kick)

TEAM STATISTICS

| | Philadelphia | New Orleans |
|----------------------|--------------|-------------|
| First Downs..... | 21 | 18 |
| Rushes—Yards..... | 36-169 | 31-190 |
| Passing Yards..... | 200 | 50 |
| Return Yards..... | 146 | 205 |
| Passes..... | 15-28-2 | 10-24-1 |
| Punts..... | 1-36.0 | 5-36.4 |
| Fumbles—Lost..... | 1-0 | 3-3 |
| Penalties—Yards..... | 8-61 | 7-52 |

RUSHING

Philadelphia—Montgomery 20-83; Oliver 7-37; Russell 4-7, 2 TDs; Jaworski 2-24; Atkins 1-21; Smith 1-0; Pisarcik 1-minus 3.
New Orleans—G. Rogers 17-134, 2 TDs; Tyler 8-33; Holmes 3-12; W. Wilson 3-11.

PASSING

Philadelphia—Jaworski 15-28-2, 207, 1 TD
New Orleans—Manning 4-15-1, 43; D. Wilson 6-9-0, 47.

RECEIVING

Philadelphia—Carmichael 4-88; Krepfle 3-36, 1 TD; Montgomery 3-20; Parker 2-30; Smith 1-24; Campfield 1-9; Oliver 1-0.
New Orleans—Merkins 3-23; Tyler 2-17; Holmes 1-16; Williams 1-13; Banks 1-12; Martini 1-5; G. Rogers 1-4.

Browns 20, Saints 17

Oct. 18 at Cleveland Stadium (76,059)

George Rogers broke off a 79-yard touchdown run, a Saints record, and Tommy Myers flipped an eight-yard scoring pass to Wayne Wilson from field goal formation. But the Browns scored with just five minutes left in the game to come from behind, and Benny Ricardo missed a 37-yard field goal into a 45 mile-per-hour crosswind with 1:11 left in the game to give Cleveland the win. Rogers rushed for 122 yards in 18 carries, and Wayne Wilson caught three passes for 75 yards, including a 55-yarder from Manning, longest completion of the year for the Saints. After the final Cleveland score, Manning drove the Saints from his own 23 to the Browns' 19-yard line to set up the Ricardo field goal try. "I really felt we were going to win, but Cleveland had the poise to come back," said Rogers.

| | | | | |
|-------------|----|---|---|------|
| Cleveland | 10 | 0 | 3 | 7—20 |
| New Orleans | 7 | 7 | 3 | 0—17 |

SCORING

Cle.—Field Goal Bahr 34
N.O.—G. Rogers 79 run (Ricardo kick)
Cle.—M. Pruitt 8 run (Bahr kick)
N.O.—W. Wilson 8 pass from Myers (Ricardo kick)
N.O.—Field Goal Ricardo 21
Cle.—Field Goal Bahr 19
CLE.—M. Pruitt 1 run (Bahr kick)

TEAM STATISTICS

| | New Orleans | Cleveland |
|----------------------|-------------|-----------|
| First Downs..... | 14 | 23 |
| Rushes-Yards..... | 24-142 | 32-94 |
| Passing Yards..... | 192 | 261 |
| Return Yards..... | 122 | 85 |
| Passes..... | 17-29-0 | 25-42-0 |
| Punts..... | 5-43.8 | 6-41.0 |
| Fumbles-Lost..... | 1-1 | 2-1 |
| Penalties-Yards..... | 5-35 | 4-33 |

RUSHING

New Orleans—G. Rogers 18-122, 1 TD; J. Rogers 3-12; W. Wilson 1-0.
Cleveland—M. Pruitt 18-83, 2 TD; White 11-19; Sipe 3-minus 8.

PASSING

New Orleans—Manning 16-28-0, 199; Myers, 1-1-0, 8, 1 TD.
Cleveland—Sipe 25-42-0, 270.

RECEIVING

New Orleans—W. Wilson 3-75, 1 TD; Tyler 3-11; Holmes 3-7; G. Rogers 2-36; Hardy 2-32; Merkins 2-22; Groth 1-17; Martini 1-7.
Cleveland—G. Pruitt 7-113; Newsome 7-65; Feacher 3-49; M. Pruitt 3-5; White 2-13; Hill 2-10; Rucker 1-15.

Saints 17, Bengals 7

Oct. 25 at Superdome (46,336)

Starting five rookies, the Saints defense held the high-powered Cincinnati offense scoreless until the last four minutes of the game, and the offense posted 17 second-half points to prevail. After a scoreless first half, George Rogers scored on a 39-yard run, and Benny Ricardo kicked a 38-yard field goal on the first play of the fourth quarter following a Jim Kovach interception. Wayne Wilson then hauled in a 19-yard pass from Archie Manning to post a 17-point lead. Dan Ross' touchdown pass from Jack Thompson with four minutes to go in the game was immaterial. Rogers gained 113 yards on 31 carries. Cincinnati was able to gain only 205 yards on offense, half of their average per game. "We've played hard in the past but we just didn't make the big plays it took to win," said Phillips. "Today we did." Saints quarterback Archie Manning presented owner John Mecom, Jr. the game ball in honor of his father, John Mecom, Sr., who passed away Oct. 12.

| | | | | |
|-------------|---|---|---|-------|
| New Orleans | 0 | 0 | 7 | 10—17 |
| Cincinnati | 0 | 0 | 0 | 7—7 |

SCORING

N.O.—G. Rogers 19 run (Ricardo kick)
N.O.—Field Goal Ricardo 38
N.O.—W. Wilson 19 pass from Manning (Ricardo kick)
Cin.—Ross 6 pass from Thompson (Breech kick)

TEAM STATISTICS

| | Cincinnati | New Orleans |
|----------------------|------------|-------------|
| First Downs..... | 15 | 18 |
| Rushes—Yards..... | 19-34 | 37-166 |
| Passing Yards..... | 171 | 170 |
| Return Yards..... | 90 | 82 |
| Passes..... | 19-41-1 | 16-25-1 |
| Punts..... | 6-51.0 | 4-42.0 |
| Fumbles—Lost..... | 2-1 | 1-0 |
| Penalties—Yards..... | 7-55 | 6-40 |

RUSHING

Cincinnati—Johnson 11-51; Alexander 5-8; Verser 1-2; Anderson 1-0; McNally 1-minus 27.
New Orleans—G. Rogers 31-113, 1 TD; Holmes 2-3; Erxleben 1-26; Manning 1-15; Tyler 1-7; W. Wilson 1-2.

PASSING

Cincinnati—Anderson 13-21-0, 117; Thompson 6-20-1, 81, 1 TD.
New Orleans—Manning 15-24-1, 170, 1 TD; Merkins 1-1-0, 20.

RECEIVING

Cincinnati—Curtis 4-50; Collinsworth 4-45; Ross 4-39, 1 TD; Kreider 3-39; Alexander 3-15; M. Harris 1-10.
New Orleans—Merkins 4-47; W. Wilson 2-48, 1 TD; Groth 2-36; Hardy 2-26; G. Rogers 2-17; Holmes 2-7; Thompson 1-6; Tyler 1-3.

Falcons 41, Saints 10

Nov. 1 at Superdome (63,637)

A swarming Falcon defense limited the Saints to 262 yards total offense and Alfred Jenkins caught three long touchdown passes on a day Atlanta could seemingly do no wrong. After the Falcons had taken a 10-0 lead, the Saints came back with a Ricardo field goal, and on a gadget play, Archie Manning threw a 46-yard touchdown strike to Guido Merkins to tie the game. But two more first-half Falcons touchdowns posted the Saints to a 24-10 deficit at halftime. Halfback George Rogers was held to 20 yards in 15 carries. "They got ahead which helped stop our running game," said Phillips. "But really, they just played better than we did. We played hard, but we did not play well. Atlanta just gets better and better."

Atlanta.....10 14 10 7-41
New Orleans.....0 10 0 0-10

SCORING

Atl.—Field Goal Luckhurst 25
Atl.—Francis 8 run (Luckhurst kick)
N.O.—Field Goal Ricardo 28
N.O.—Merkins 46 pass from Manning (Ricardo kick)
Atl.—Jenkins 48 pass from Bartkowski (Luckhurst kick)
Atl.—Andrews 1 run (Luckhurst kick)
Atl.—Jenkins 60 pass from Bartkowski (Luckhurst kick)
Atl.—Field Goal Luckhurst 22
Atl.—Jenkins 47 pass from Bartkowski (Luckhurst kick)

TEAM STATISTICS

| | Atlanta | New Orleans |
|----------------------|---------|-------------|
| First Downs..... | 20 | 14 |
| Rushes-Yards..... | 39-144 | 22-58 |
| Passing Yards..... | 262 | 204 |
| Return Yards..... | 172 | 142 |
| Passes..... | 15-22-1 | 22-38-1 |
| Punts..... | 4-39-0 | 7-45-1 |
| Fumbles-Lost..... | 0-0 | 3-2 |
| Penalties-Yards..... | 7-92 | 10-85 |

RUSHING

Atlanta—Andrews 17-79, 1 TD; Cain 14-29; Mayberry 6-26; Francis 1-8, 1 TD; Robinson 1-2.
New Orleans—G. Rogers 15-20; Tyler 2-10; W. Wilson 2-5; Groth 1-28; Holmes 1-minus 2; Merkins 1-minus 3.

PASSING

Atlanta—Bartkowski 14-20-1, 258, 3 TD; J. Jones 1-2-0, 11.
New Orleans—Manning 17-29-0, 198, 1 TD; D. Wilson 5-9-1, 27.

RECEIVING

Atlanta—Jenkins 5-179, 3 TD; Andrews 4-39; Miller 3-18; Jackson 2-26; Cain 1-7.
New Orleans—Holmes 6-39; Merkins 4-85, 1 TD; W. Wilson 4-16; Brenner 3-52; Tyler 2-10; Martini 1-15; Hardy 1-6; G. Rogers 1-2.

Saints 21, Rams 13

Nov. 8 at Anaheim Stadium (61,068)

George Rogers roared for 161 yards and all three New Orleans touchdowns to lead the Saints past the Rams. Rogers moved his rushing total to 1,040, becoming the second Saints running back in history to gain over 1,000 yards in a season. The victory also secured the Saints' first-ever series sweep of the Rams. Trailing 10-0 in the second quarter, Rogers faked a reverse on the first play following a Rams kickoff and raced 59 yards for a touchdown. Rookie Quarterback Dave Wilson, starting in place of an injured Archie Manning, engineered an 88-yard, 13-play drive in the third quarter capped by Rogers' 5-yard run to put the Saints in the lead for good. In the fourth quarter, Wilson again organized a 13-play march, going 72 yards climaxed by Rogers' two-yard lunge. Wilson connected on 11 of 19 passes for 182 yards while the Saints defense sacked Rams quarterbacks three times and intercepted four passes. "I couldn't have been more excited, coming home and beating the Rams," said Wilson, who grew up only four blocks from the stadium. "This is the sweetest victory ever for me."

New Orleans.....0 7 7 7-21
Los Angeles.....3 10 0 0-13

SCORING

L.A.—Field Goal Corral 44
L.A.—Dennard 28 pass from Pastorini (Corral kick)
N.O.—G. Rogers 59 run (Ricardo kick)
L.A.—Field Goal Corral 24
N.O.—G. Rogers 5 run (Ricardo kick)
N.O.—G. Rogers 2 run (Ricardo kick)

TEAM STATISTICS

| | New Orleans | Los Angeles |
|----------------------|-------------|-------------|
| First Downs..... | 26 | 16 |
| Rushes-Yards..... | 52-307 | 23-113 |
| Passing Yards..... | 155 | 191 |
| Return Yards..... | 112 | 74 |
| Passes..... | 11-19-0 | 15-33-4 |
| Punts..... | 4-45.3 | 4-43.5 |
| Fumbles-Lost..... | 7-2 | 0-0 |
| Penalties-Yards..... | 13-108 | 13-97 |

RUSHING

New Orleans—G. Rogers 24-161, 3 TDs; Holmes 10-36; W. Wilson 10-34; Tyler 8-76.
Los Angeles—J. Thomas 11-75; Bryant 11-36; Guman 1-2.

PASSING

New Orleans—D. Wilson 11-19-0, 182.
Los Angeles—Pastorini 15-33-4, 223, 1 TD.

RECEIVING

New Orleans—W. Wilson 3-31; Merkins 2-67; Brenner 1-28; Hardy 1-19; G. Rogers 1-14; Tyler 1-10; Groth 1-8; Holmes 1-5.
Los Angeles—Dennard 4-92, 1 TD; J. Thomas 3-28; Bryant 3-21; Arnold 2-43; D. Hill 1-21; Miller 1-18; Guman 1-0.

Vikings 20, Saints 10

Nov. 15 at Metropolitan Stadium (45,215)

An "inadvertent whistle" put a damper on Saints hopes of a comeback and caused frustration instead of a much closer contest. With the Vikings leading 20-3 early in the fourth quarter, defensive lineman Frank Warren fielded a batted Tommy Kramer pass and strolled 10 yards into the end zone for an apparent score. But the officials ruled that a whistle blew by accident when the ball was in the air, ending the play. The interception and score were nullified, and the Vikings retained possession of the ball. "A touchdown at that time would have turned the game around for us," Warren insisted. Offensively, Dave Wilson started again at quarterback and threw for 244 yards. George Rogers had another fine day, running for 97 yards in 31 carries, as the Saints controlled the ball on offense for 37 minutes to only 23 for Minnesota. Rogers also scored a touchdown with over eight minutes remaining in the contest.

Minnesota.....0 10 10 0-20
New Orleans.....0 3 0 7-10

SCORING

Minn.—Field Goal Danmeier 35
N.O.—Field Goal Ricardo 34
Minn.—Senser 11 pass from Kramer (Danmeier kick)
Minn.—Field Goal Danmeier 19
Minn.—Brown 9 run (Danmeier kick)
N.O.—G. Rogers 1 run (Ricardo kick)

TEAM STATISTICS

| | New Orleans | Minnesota |
|----------------------|-------------|-----------|
| First Downs..... | 23 | 17 |
| Rushes-Yards..... | 38-119 | 23-70 |
| Passing Yards..... | 195 | 287 |
| Return Yards..... | 101 | 75 |
| Passes..... | 19-39-2 | 19-40-0 |
| Punts..... | 6-35.8 | 6-49.2 |
| Fumbles-Lost..... | 0-0 | 1-1 |
| Penalties-Yards..... | 12-100 | 8-77 |

RUSHING

New Orleans—G. Rogers 31-97, 1 TD; Holmes 4-14; D. Wilson 1-1.
Minnesota—Brown 16-54, 1 TD; Galbreath 5-11; Young 13; Senser 1-2.

PASSING

New Orleans—D. Wilson 19-39-2, 244.
Minnesota—19-40-0, 287, 1 TD.

RECEIVING

New Orleans—Groth 4-62; W. Wilson 3-71; Martini 3-27; G. Rogers 3-7; Hardy 2-40; Thompson 2-29; Merkins 1-7; Holmes 1-1.
Minnesota—Senser 7-92, 1 TD; Brown 5-53; S. White 2-62; LeCount 2-52; Young 2-12; Rashad 1-16.

Saints 27, Oilers 24

Nov. 22 at Astrodome (49,581)

Veteran quarterback Archie Manning returned to the lineup to lead the inspired Saints to their best offensive display of the season. After missing the last two games with injury, Manning completed 10 of 14 passes for 147 yards and one touchdown and led a near-flawless attack. Halfback George Rogers gained 142 yards in 28 carries to put him 20 yards ahead of Tony Dorsett in the NFL rushing race. Fullback Jack Holmes had his best day of the year as he rushed for 25 yards, caught 5 passes for 49 yards and scored two touchdowns. The Saints defense kept their record intact of not allowing a runner to rush for 100 yards as they held Earl Campbell to 96 yards on the ground. Linebacker Ken Bordelon intercepted a Stabler pass deep in Oilers territory to set up a score. On his return to Houston to play the team he coached for six years, Phillips said, "This is the biggest win I've ever had in this building. I'm happy as the devil that we won."

New Orleans.....0 10 14 3-27
Houston.....0 3 7 14-24

SCORING

N.O.—Holmes 9 run (Ricardo kick)
Hou.—Field Goal Fritsch 49
N.O.—Field Goal Ricardo 46
Hou.—Campbell 1 run (Fritsch kick)
N.O.—Holmes 2 run (Ricardo kick)
N.O.—W. Wilson 22 pass from Manning (Ricardo kick)
Hou.—Holston 50 pass from Stabler (Fritsch kick)
N.O.—Field Goal Ricardo 42
Hou.—Campbell 1 run (Fritsch kick)

TEAM STATISTICS

| | New Orleans | Houston |
|----------------------|-------------|---------|
| First Downs..... | 20 | 16 |
| Rushes-Yards..... | 45-181 | 26-99 |
| Passing Yards..... | 140 | 161 |
| Return Yards..... | 73 | 109 |
| Passes..... | 10-14-0 | 15-23-1 |
| Punts..... | 2-38.0 | 3-47.7 |
| Fumbles-Lost..... | 2-2 | 1-1 |
| Penalties-Yards..... | 8-67 | 7-112 |

RUSHING

New Orleans—G. Rogers 28-142; Holmes 8-25, 2 TD; Tyler 5-25; W. Wilson 3-5; Exleiben 1-minus 16.
Houston—Campbell 25-96, 2 TD; Coleman 1-3.

PASSING

New Orleans—Manning 10-14-0, 147, 1 TD.
Houston—Stabler 15-23-1, 190, 1 TD.

RECEIVING

New Orleans—Holmes 5-49; Hardy 2-20; Merkins 1-35; W. Wilson 1-22, 1 TD; Groth 1-21.
Houston—Holston 4-84, 1 TD; Casper 3-25; Campbell 3-10; Burrough 2-42; Coleman 2-25; Armstrong 1-4.

Buccaneers 31, Saints 14

Nov. 29 at Superdome (62,209)

Two first-half touchdowns staked the Saints to a 14-0 lead, but Tampa Bay got its offense untracked late in the second quarter and continued to roll to keep their play-off hopes alive. Archie Manning had a good day completing 16 of 23 passes for 162 yards, but had two intercepted. George Rogers had another fine day and kept the lead in the NFL rushing race with 120 yards to up his season total to 1,399 yards on the ground after 13 games. Jack Holmes caught seven passes for 35 yards. Guido Merkins snagged four tosses for 57 yards. "We were up physically but not mentally," said Phillips following the game. "We learned an important lesson about being mentally prepared to play."

Tampa Bay 0 10 7 14—31
New Orleans 7 7 0 0—14

SCORING

N.O.—Hardy 2 pass from Manning (Ricardo kick)
N.O.—G. Rogers 8 run (Ricardo kick)
T.B.—Field Goal Capece 51
T.B.—House 16 pass from Williams (Capece kick)
T.B.—Williams 2 run (Capece kick)
T.B.—Jones 4 pass from Williams (Capece kick)
T.B.—Owens 6 run (Capece kick)

TEAM STATISTICS

| Tampa Bay | New Orleans |
|----------------------|-------------|
| First Downs..... | 21 |
| Rushes-Yards..... | 38-127 |
| Passing Yards..... | 218 |
| Return Yards..... | 113 |
| Passes..... | 16-24-1 |
| Punts..... | 3-46.7 |
| Fumbles-Lost..... | 2-1 |
| Penalties-Yards..... | 8-96 |

RUSHING

Tampa Bay—Owens 17-50, 1 TD; Wilder 7-47; Eckwood 7-15; Williams 5-19, 1 TD; Fusina 2-minus 4.
New Orleans—G. Rogers 23-120, 1 TD; Holmes 3-16; Stauch 1-1.

PASSING

Tampa Bay—Williams 16-24-1, 218, 2 TDs.
New Orleans—Manning 16-23-2, 162, 1 TD; D. Wilson 3-8-0, 53.

RECEIVING

Tampa Bay—House 6-107, 1 TD; Eckwood 4-36; Giles 2-46; Wilder 2-14; Owens 1-11; Jones 1-4, 1 TD.
New Orleans—Holmes 7-35; Merkins 4-57; Hardy 2-11, 1 TD; Tyler 2-5; Groth 1-54; Thompson 1-25; Brenner 1-17; Martini 1-11.

Cardinals 30, Saints 3

Dec. 6 at Busch Stadium (46,923)

Safety Tommy Myers intercepted a Neil Lomax pass and returned it 54 yards to set up a Benny Ricardo field goal, but the Saints could not muster any offensive momentum in a defensive game. Two Cardinals scores came on freak plays—Lomax on a 22-yard scramble, and Roy Green on a 44-yard fake punt—as neither team could move the ball with any consistency. George Rogers fell just short of his ninth 100-yard rushing game of the year with 98 yards in 23 carries. The effort left him 108 yards short of the NFL rookie rushing set by the Cardinals' O.J. Anderson, who gained 64 on the day. Rookie linebacker Rickey Jackson made 11 tackles, seven unassisted, and had a quarterback sack. Jim Wilks, a rookie defensive lineman, had two sacks, and strong safety Russell Gary, also a rookie, had another sack. "We didn't play nearly as well as we are capable of playing," said Phillips. "We played hard, but not well."

St. Louis 7 10 0 13—30
New Orleans 3 0 0 0—3

SCORING

N.O.—Field Goal Ricardo 44
St.L.—Lomax 22 run (O'Donoghue kick)
St.L.—Morris 1 run (O'Donoghue kick)
St.L.—Field Goal O'Donoghue 41
St.L.—R. Green 44 run (O'Donoghue kick)
St.L.—Field Goal O'Donoghue 31
St.L.—Field Goal O'Donoghue 24

TEAM STATISTICS

| New Orleans | St. Louis |
|----------------------|-----------|
| First Downs..... | 11 |
| Rushes-Yards..... | 30-117 |
| Passing Yards..... | 59 |
| Return Yards..... | 186 |
| Passes..... | 7-18-3 |
| Punts..... | 1-43.0 |
| Fumbles-Lost..... | 1-0 |
| Penalties-Yards..... | 5-44 |

RUSHING

New Orleans—G. Rogers 23-98; Holmes 2-4; Myers 1-6; J. Rogers 1-5; W. Wilson 1-2; Merkins 1-2.
St. Louis—Anderson 26-64; Morris 8-18, 1 TD; Lomax 2-19, 1 TD; Love 2-8; Mitchell 2-2; R. Green 1-44, 1 TD.

PASSING

New Orleans—Manning 7-17-2, 105; D. Wilson 0-1-0, 0.
St. Louis—Lomax 13-19-1, 173.

RECEIVING

New Orleans—Hardy 2-37; Merkins 2-22; G. Rogers 1-25; Groth 1-18; Holmes 1-3.
St. Louis—Tilley 4-75; LaFleur 2-23; Combs 2-19; Anderson 2-16; Green 1-28; Morris 1-9; Gray 1-3.

Packers 35, Saints 7

Dec. 13 at Superdome (45,518)

Green Bay quarterback Lynn Dickey passed for all five Packers touchdowns and the hard luck bug hit the Saints again as they tried for a comeback in the second half. With Green Bay leading 21-7 in the third quarter, an Archie Manning pass was bobbled by the intended receiver and picked off by Packers defensive back Maurice Harvey who returned it 53 yards to set up another Dickey touchdown strike. Manning suffered three interceptions on the day, all balls that should have been caught by Saints receivers. George Rogers ran for 70 yards, which left him 38 yards short of O.J. Anderson's 1,605 yards, the NFL rookie rushing record. Rogers also remained 40 yards behind Dorsett for the NFL rushing title. The Packers, with the win, remained alive for playoff consideration as a wild-card team. "Green Bay played like a team that had a lot on the line. They did," said Phillips. "They did an excellent job of throwing the football and reading what we were doing defensively."

Green Bay 14 7 7 7—35
New Orleans 0 0 7 0—7

SCORING

G.B.—Ellis 9 pass from Dickey (Stenerud kick)
G.B.—Jefferson 24 pass from Dickey (Stenerud kick)
G.B.—Lofton 25 pass from Dickey (Stenerud kick)
N.O.—G. Rogers 1 run (Ricardo kick)
G.B.—Coffman 2 pass from Dickey (Stenerud kick)
G.B.—Jefferson 30 pass from Dickey (Stenerud kick)

TEAM STATISTICS

| Green Bay | New Orleans |
|----------------------|-------------|
| First Downs..... | 17 |
| Rushes-Yards..... | 29-116 |
| Passing Yards..... | 218 |
| Return Yards..... | 139 |
| Passes..... | 19-21-0 |
| Punts..... | 4-43.5 |
| Fumbles-Lost..... | 1-1 |
| Penalties-Yards..... | 4-30 |

RUSHING

Green Bay—Ellis 11-64; Huckleby 10-29; Middleton 4-13; Jensen 4-10.
New Orleans—G. Rogers 26-70, 1 TD; J. Rogers 3-2; Tyler 2-9; Stauch 1-5; Holmes 1-2; Groth 1-minus 1.

PASSING

Green Bay—Dickey 19-21-0, 218, 5 TDs.
New Orleans—Manning 10-15-3, 121; D. Wilson 4-6-1, 44.

RECEIVING

Green Bay—Ellis 5-26, 1 TD; Jefferson 4-91, 2 TDs; Coffman 4-30, 1 TD; Lofton 3-52, 1 TD; Lewis 1-7; Huckleby 1-6; Middleton 1-6.
New Orleans—Merkins 3-67; Groth 2-15; G. Rogers 2-4; Holmes 2-3; Brenner 1-26; Tyler 1-18; Hardy 1-16; J. Rogers 1-9; Stauch 1-7.

49ers 21, Saints 17

Dec. 20 at Superdome (43,639)

Benny Ricardo gave the Saints a 17-14 lead in the third quarter, but the 49ers came back to score midway through the fourth quarter. A fourth-down pass was intercepted by the 49ers to stop a promising Saints drive late in the game. George Rogers scored two touchdowns in the first quarter to give the Saints a 14-7 lead. Rogers ran for 107 yards and finished the season with 1,674 yards on the ground, 28 yards ahead of Dallas' Tony Dorsett to win the NFL rushing title. Rogers' total is also the NFL record for yardage by a rookie. His 13 rushing TDs are the best ever by a Saints back. He broke numerous team records. "There's no doubt in my mind he's rookie of the year," said Phillips. San Francisco finished the season with the best record in the NFL at 13-3. Their two victories over the Saints were by a total of 11 points.

San Francisco 7 7 0 7—21
New Orleans 14 0 3 0—17

SCORING

S.F.—Young 13 pass from Montana (Wersching kick)
N.O.—G. Rogers 6 run (Ricardo kick)
N.O.—G. Rogers 5 run (Ricardo kick)
S.F.—Solomon 2 pass from Montana (Wersching kick)
N.O.—Field Goal Ricardo 27
S.F.—Davis 3 run (Wersching kick)

TEAM STATISTICS

| San Francisco | New Orleans |
|----------------------|-------------|
| First Downs..... | 19 |
| Rushes-Yards..... | 31-154 |
| Passing Yards..... | 195 |
| Return Yards..... | 74 |
| Passes..... | 17-25-1 |
| Punts..... | 4-46.0 |
| Fumbles-Lost..... | 3-2 |
| Penalties-Yards..... | 5-45 |

RUSHING

San Francisco—Ring 11-71; Patton 8-36; Davis 6-19, 1 TD; Easley 2-4; Solomon 1-16; Montana 1-10; Benjamin 1-1; Cooper 1-minus 3.
New Orleans—G. Rogers 30-107, 2 TDs; J. Rogers 2-18; Holmes 2-5; Tyler 2-3.

PASSING

San Francisco—Montana 9-11-0, 106, 2 TDs; Benjamin 8-14-1, 89.
New Orleans—Manning 12-21-1, 110; D. Wilson 0-2-0, 0.

RECEIVING

San Francisco—Solomon 5-38, 1 TD; Patton 4-25; Easley 3-35; Ramson 2-27; Cooper 1-36; Clark 1-21; Young 1-13, 1 TD.
New Orleans—Tyler 5-21; Thompson 2-21; Brenner 1-20; Merkins 1-12; Groth 1-10; Holmes 1-8; Hardy 1-8; Martini 1-7; J. Rogers 1-3.

Saints 1981 Statistics

SCORING

| | TDR | TDP | TDRt | PAT | FG | S | TP |
|------------|-----|-----|------|-------|----|---|-----|
| G. Rogers | 13 | 0 | 0 | 0 | 0 | 0 | 78 |
| Ricardo | 0 | 0 | 0 | 24-24 | 13 | 0 | 63 |
| W. Wilson | 1 | 4 | 0 | 0 | 0 | 0 | 30 |
| Holmes | 2 | 0 | 0 | 0 | 0 | 0 | 12 |
| Groth | 0 | 1 | 0 | 0 | 0 | 0 | 6 |
| Merkens | 0 | 1 | 0 | 0 | 0 | 0 | 6 |
| Hardy | 0 | 1 | 0 | 0 | 0 | 0 | 6 |
| (Chandler) | 0 | 1 | 0 | 0 | 0 | 0 | 6 |
| Saints | 16 | 8 | 0 | 24-24 | 13 | 0 | 207 |
| Opp. Total | 17 | 26 | 3 | 45-46 | 19 | 0 | 378 |

INTERCEPTIONS

| | No. | Yds. | Avg. | LG | TD |
|--------------|-----|------|----------|------|-----|
| Waymer | 4 | 54 | 13.5 | 31 | 0 |
| Wattelet | 3 | 16 | 5.3 | 16 | 0 |
| Myers | 2 | 70 | 35.0 | 54 | 0 |
| Ray | 1 | 33 | 33.0 | 33 | 0 |
| Nairne | 1 | 18 | 18.0 | 18 | 0 |
| Kovach/Redd | 1/1 | 13/7 | 13.0/7.0 | 13/7 | 0/0 |
| Bordelon/Poe | 1/1 | 3/0 | 3.0/0.0 | 3/0 | 0/0 |
| Spivey/Gary | 1/1 | 0/0 | 0.0/0.0 | 0/0 | 0/0 |
| Saints | 17 | 214 | 12.6 | 54 | 0 |
| Opp. Total | 27 | 479 | 17.7 | 41 | 0 |

RUSHING

| | No. | Yds. | Avg. | LG | TD |
|------------|-----|------|------|----|----|
| G. Rogers | 378 | 1674 | 4.4 | 79 | 13 |
| Holmes | 58 | 194 | 3.3 | 11 | 2 |
| Tyler | 36 | 183 | 5.5 | 42 | 0 |
| W. Wilson | 44 | 137 | 3.1 | 12 | 1 |
| J. Rogers | 9 | 37 | 4.1 | 15 | 0 |
| Manning | 3 | 28 | 9.3 | 15 | 0 |
| Groth | 2 | 27 | 13.5 | 28 | 0 |
| Erxleben | 2 | 10 | 5.0 | 26 | 0 |
| Stauch | 2 | 6 | 3.0 | 5 | 0 |
| D. Wilson | 5 | 1 | 0.3 | 9 | 0 |
| Merkens | 2 | -1 | -0.5 | 2 | 0 |
| Others | 5 | -10 | -1.7 | 6 | 0 |
| Saints | 546 | 2286 | 4.2 | 79 | 16 |
| Opp. Total | 504 | 1916 | 3.8 | 40 | 17 |

RECEIVING

| | No. | Yds. | Avg. | LG | TD |
|------------|-----|------|------|----|----|
| Holmes | 38 | 206 | 5.4 | 19 | 0 |
| W. Wilson | 31 | 384 | 12.4 | 55 | 4 |
| Merkens | 29 | 458 | 15.8 | 50 | 1 |
| Hardy | 23 | 275 | 12.0 | 27 | 1 |
| Tyler | 23 | 135 | 5.9 | 18 | 0 |
| Groth | 20 | 380 | 19.0 | 54 | 1 |
| G. Rogers | 16 | 126 | 7.9 | 25 | 0 |
| Martini | 8 | 72 | 9.0 | 15 | 0 |
| Brenner | 7 | 143 | 20.4 | 34 | 0 |
| Thompson | 6 | 81 | 13.5 | 25 | 0 |
| Harris | 2 | 33 | 16.5 | 20 | 0 |
| Others | 35 | 485 | 13.9 | 39 | 1 |
| Saints | 238 | 2778 | 11.7 | 55 | 8 |
| Opp. Total | 287 | 3578 | 12.5 | 60 | 26 |

KICKOFF RETURNS

| | No. | Yds. | Avg. | LG | TD |
|------------|-----|------|------|----|----|
| W. Wilson | 31 | 722 | 23.3 | 57 | 0 |
| J. Rogers | 28 | 621 | 22.2 | 44 | 0 |
| Stauch | 3 | 65 | 21.7 | 29 | 0 |
| Groth | 3 | 50 | 16.7 | 21 | 0 |
| Merkens | 2 | 38 | 19.0 | 20 | 0 |
| Brook | 2 | 18 | 9.0 | 12 | 0 |
| Others | 1 | 9 | 9.0 | 9 | 0 |
| Saints | 70 | 1523 | 21.8 | 57 | 0 |
| Opp. Total | 50 | 966 | 19.3 | 40 | 0 |

PUNT RETURNS

| | No. | FC | Yds. | Avg. | LG | TD |
|------------|-----|----|------|-------|-----|----|
| Groth | 37 | 6 | 436 | 11.8 | 36 | 0 |
| Poe | 1 | 0 | 2 | 2.0 | 2 | 0 |
| Merkens | 1 | 1 | -12 | -12.0 | -12 | 0 |
| Others | 2 | 0 | 0 | 0.0 | 0 | 0 |
| Saints | 41 | 7 | 419 | 10.2 | 36 | 0 |
| Opp. Total | 37 | 12 | 282 | 7.6 | 52 | 0 |

PUNTING

| | No. | Yds. | Avg. | TB | In 20 | LG | BLK |
|------------|-----|------|------|----|-------|----|-----|
| Erxleben | 66 | 2672 | 40.5 | 6 | 11 | 60 | 0 |
| Saints | 66 | 2672 | 40.5 | 6 | 11 | 60 | 0 |
| Opp. Total | 69 | 3045 | 44.1 | 8 | 11 | 61 | 0 |

FIELD GOALS

| | 1-19 | 20-29 | 30-39 | 40-49 | 50+ | Total |
|------------|------|-------|-------|-------|-----|-------|
| Ricardo | 0-0 | 5-5 | 3-9 | 5-10 | 0-1 | 13-25 |
| Saints | 0-0 | 5-5 | 3-9 | 5-10 | 0-1 | 13-25 |
| Opp. Total | 2-2 | 7-7 | 3-5 | 5-7 | 2-4 | 19-25 |

| PASSING | Att. | Comp. | Yards | Pct. | Avg/Att | TD | Pct. Td | Int. | Pct.Int. | LG | Lost/Att. | Rating |
|-----------------|------|-------|-------|------|---------|----|---------|------|----------|----|-----------|--------|
| Manning..... | 232 | 134 | 1447 | .578 | 6.24 | 5 | 2.2 | 11 | 4.7 | 55 | 20-164 | 64.0 |
| D. Wilson..... | 159 | 82 | 1058 | .515 | 6.65 | 1 | 0.6 | 11 | 6.9 | 50 | 11-121 | 46.0 |
| Scott..... | 46 | 20 | 245 | .435 | 5.44 | 1 | 2.1 | 5 | 10.6 | 31 | 7-72 | 28.0 |
| Others..... | 4 | 2 | 28 | .500 | 7.00 | 1 | 25.0 | 0 | 0.0 | 20 | 2-2 | 113.0 |
| Saints..... | 441 | 238 | 2778 | .540 | 6.30 | 8 | 1.8 | 27 | 6.1 | 55 | 40-359 | 53.9 |
| Opp. Total..... | 471 | 287 | 3578 | .609 | 7.60 | 26 | 5.5 | 17 | 3.6 | 60 | 27-241 | 87.9 |

1981 Team Statistics

| | SAINTS | OPP. | SAINTS | OPP. |
|-----------------------|--------|--------|----------------------|---------|
| TOTAL FIRST DOWNS | 280 | 303 | Attempts/Completions | 441-238 |
| Rushing | 126 | 127 | Pct. of Completions | .540 |
| Passing | 124 | 161 | Had Intercepted | 27 |
| Penalty | 30 | 15 | PUNTS/AVERAGE | 66-40.5 |
| Third Down: Made/Att. | 91-225 | 88-209 | NET PUNTING AVERAGE | 34.4 |
| Third Down Efficiency | .404 | .421 | PENALTIES/YARDS | 109-899 |
| TOTAL NET YARDS | 4705 | 5253 | FUMBLES/BALL LOST | 40-20 |
| Avg. Per Game | 294.1 | 328.3 | TOUCHDOWNS | 24 |
| Total Plays | 1035 | 1002 | Rushing | 16 |
| Avg. Per Play | 4.5 | 5.2 | Passing | 8 |
| NET YARDS RUSHING | 2286 | 1916 | Returns | 0 |
| Avg. Per Game | 142.9 | 119.8 | TOTAL POINTS | 207 |
| Total Rushes | 546 | 504 | | |
| NET YARDS PASSING | 2419 | 3337 | | |
| Avg. Per Game | 151.2 | 208.6 | | |
| Tackled/Yards Lost | 41-359 | 27-241 | | |
| Gross Yards | 2778 | 3578 | | |

SCORE BY PERIODS

| | 1 | 2 | 3 | 4 | OT | Total |
|------------|----|-----|----|-----|----|-------|
| SAINTS | 51 | 57 | 44 | 55 | — | 207 |
| Opp. Total | 79 | 117 | 79 | 103 | — | 378 |

SAINTS LONGEST PLAYS—1981

RUN FROM SCRIMMAGE—79, George Rogers vs. Cleveland, 10-18 (TD).
 PASS PLAY—55, Archie Manning to Wayne Wilson vs. Cleveland, 10-18.
 PUNT RETURN—36, Jeff Groth vs. San Francisco, 9-27.
 KICKOFF RETURN—57, Wayne Wilson vs. Philadelphia, 10-11.
 INTERCEPTION RETURN—54, Tommy Myers vs. St. Louis, 12-6.
 PUNT—60, Russell Erxleben vs. New York Giants, 9-20.
 FIELD GOAL—46, Benny Ricardo vs. Los Angeles, 9-13.

1982 Game Staff

Field—Ed Clancy, field announcer; Darlene Bonis, director of cheerleaders; Murphy Campo and Paul Ferrara, band director; Larry Dale, trainer of Gumbo; Bob Dennie, Tim Alexander, photographers; Robert Sauerbrei Jr., Benny Recatto, Craig Recatto, assistant entertainment directors; Moise Block, Dan Scott, sideline contacts.

Press Box—Jimmy Young, John Lutz, Joe Englert, Harold Shelley, Mike Hattier, Gayle Letulle, Bob Ball, Kervin Voisson, statisticians; Bob Remy, statistical consultant; Jerry Romig, public address announcer; Maury Magill, press box announcer; Glen Gassenberger, press box services; Jimmy Byrne, television support; Mickey Crossin, security; Russell Palazzolo, elevator.

Saints 1982 Opponents


(All times local)

ATLANTA FALCONS

National Football Conference Western Division

October 31 at Superdome, Noon
December 12 at Atlanta-Fulton County Stadium, 3 p.m.

Suwanee Road at I-85, Suwanee, Georgia 30174
President: Rankin M. Smith, Sr.
Head Coach: Leeman Bennett
Public Relations: Charlie Dayton
Office Phone: 404/588-1111
Home Stadium: Atlanta-Fulton County Stadium (1966) Capacity: 60,748
Team Colors: Red, Black, White, and Silver
Training Camp: Suwanee Road at I-85, Suwanee, Georgia 30174
1981 Record: 7-9, Second, NFC West
Scoring Leaders: Mick Luckhurst, K, 114
Alfred Jenkins, WR, 78
Rushing Leader: William Andrews, 289 for 1,301 yards, 10 TD's
Passing Leader: Steve Bartkowski, 297-533-23, 3,829 yards, 30 TD's
Receiving Leaders: William Andrews, RB, 81 for 735 yards, 2 TD's
Alfred Jenkins, WR, 70 for 1,358 yards, 13 TD's



CHICAGO BEARS

National Football Conference Central Division

September 19 at Soldier Field, Noon

55 East Jackson Blvd., Chicago, Illinois 60604
President: George S. Halas
Head Coach: Mike Ditka
Public Relations: Pat McCaskey
Office Phone: 312/295-6600
Home Stadium: Soldier Field (1924) Capacity: 64,519
Team Colors: Orange, Navy Blue, and White
Training Camp: Halas Hall, Lake Forest, Illinois 60605
1981 Record: 6-10, Fourth, NFC Central
Scoring Leaders: John Roveto, K, 49
Walter Payton, RB, 48
Rushing Leader: Walter Payton, 339 for 1,222 yards, 6 TD's
Passing Leader: Vince Evans, 195-436-20, 2,354 yards, 11 TD's
Receiving Leaders: Walter Payton, RB, 41 for 379 yards, 2 TD's
Ken Margerum, WR, 39 for 584 yards, 1 TD

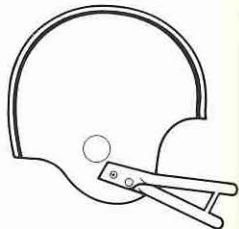


CLEVELAND BROWNS

American Football Conference Central Division

August 28 at Superdome, 7 p.m. (Preseason)

Tower B, Cleveland Stadium, Cleveland, Ohio 44114
President: Arthur B. Modell
Head Coach: Sam Rutigliano
Public Relations: Nate Wallack
Office Phone: 216/696-5555
Home Stadium: Cleveland Stadium (1931) Capacity: 80,322
Team Colors: Seal Brown, Orange, and White
Training Camp: Kent State University, Kent, Ohio 44242
1981 Record: 5-11, Fourth, AFC Central
Scoring Leaders: Matt Bahr, K, 79
Mike Pruitt, RB, 48
Rushing Leader: Mike Pruitt, 247 for 1,103 yards, 7 TD's
Passing Leader: Brian Sipe, 313-567-25, 3,876 yards, 17 TD's
Receiving Leader: Ozzie Newsome, TE, 69 for 1,002 yards, 6 TD's




DALLAS COWBOYS

National Football Conference Eastern Division

December 19 at Texas Stadium, 3 p.m.

6116 North Central Expressway, Dallas, Texas 75206
Chairman of the Board: Clint W. Murchison, Jr.
President: Texas E. Schramm
Head Coach: Tom Landry
Public Relations: Doug Todd
Office Phone: 214/369-8000
Home Stadium: Texas Stadium (1971) Capacity: 65,101
Team Colors: Royal Blue, Metallic Blue, and White
Training Camp: California Lutheran College, Thousand Oaks, California 91360
1981 Record: 12-4, First, NFC East
Scoring Leaders: Rafael Septien, K, 121
Ron Springs, RB, 72
Rushing Leader: Tony Dorsett, 342, for 1,646 yards, 4 TD's
Passing Leader: Danny White, 223-391-13, 3,098 yards, 22 TD's
Receiving Leaders: Tony Hill, WR, 46 for 953 yards, 4 TD's
Ron Springs, RB, 46 for 359 yards, 2 TD's



DENVER BRONCOS

American Football Conference Western Division

September 26 at Superdome, Noon

5700 Logan Street, Denver, Colorado 80216
President: Edgar F. Kaiser, Jr.
Head Coach: Dan Reeves
Public Relations: Charles Lee
Office Phone: 303/623-8778
Home Stadium: Denver Mile High Stadium (1948) Capacity: 75,103
Team Colors: Orange, Blue, and White
Training Camp: Colorado State University, Fort Collins, Colorado 80521
1981 Record: 10-6, Second, AFC West
Scoring Leaders: Steve Watson, WR, 78
Steve Watson, WR, 78
Rushing Leaders: Rick Parros, 176 for 749 yards, 2 TD's
Dave Preston, 183 for 640 yards, 3 TD's
Passing Leader: Craig Morton, 225-376-14, 3,195 yards, 21 TD's
Receiving Leader: Steve Watson, WR, 60 for 1,244 yards, 13 TD's

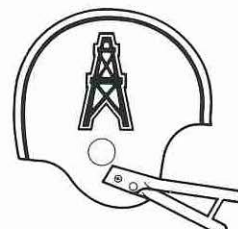


HOUSTON OILERS

American Football Conference Central Division

August 12 at Astrodome, 7 p.m. (Preseason)

6910 Fannin Street, Houston, Texas 77030
President: K.S. (Bud) Adams, Jr.
Head Coach: Ed Biles
Public Relations: Bob Hyde
Office Phone: 713/797-9111
Home Stadium: Astrodome (1965) Capacity: 50,000
Team Colors: Scarlet, Columbia Blue, and White
Training Camp: Angelo State University, San Angelo, Texas 76901
1981 Record: 7-9, Third, AFC Central
Scoring Leaders: Toni Fritsch, K, 77
Earl Campbell, RB, 60
Rushing Leader: Earl Campbell, 361 for 1,376 yards, 10 TD's
Passing Leader: Ken Stabler, 165-285-18, 1,988 yards, 14 TD's
Receiving Leader: Ken Burrough, WR, 40 for 668 yards, 7 TD's



KANSAS CITY CHIEFS

American Football Conference Western Division

August 21 at Superdome, 7 p.m. (Preseason)
November 21 at Superdome, Noon

One Arrowhead Drive, Kansas City, Missouri 64219
Owner: Lamar Hunt
President: Jack Steadman
Head Coach: Marv Levy
Public Relations: Bob Sprenger
Office Phone: 816/924-9300
Home Stadium: Arrowhead Stadium (1972) Capacity: 78,067
Team Colors: Red and Gold
Training Camp: William Jewell College, Liberty, Missouri 64068
1981 Record: 9-7, Third, AFC West
Scoring Leaders: Nick Lowery, K, 115
Billy Jackson, RB, 66
Rushing Leader: Joe Delaney, 234 for 1,121 yards, 3 TD's
Passing Leader: Bill Kenney, 147-274-16, 1,983 yards, 9 TD's
Receiving Leader: J.T. Smith, WR, 63 for 852 yards, 2 TD's




LOS ANGELES RAMS

National Football Conference Western Division

October 24 at Anaheim Stadium, 3 p.m.
November 7 at Superdome, Noon

2327 West Lincoln Avenue, Anaheim, California 92801
President: Georgia Frontiere
Head Coach: Ray Malavasi
Public Relations: Jerry Wilcox
Office Phone: 714/535-7267
Home Stadium: Anaheim Stadium (1956) Capacity: 69,005
Team Colors: Royal Blue, Gold, and White
Training Camp: California State University, Fullerton, California 92364
1981 Record: 6-10, Third, NFC West
Scoring Leaders: Wendell Tyler, RB, 102
Frank Corral, K, 87
Rushing Leader: Wendell Tyler, 260 for 1,074 yards, 12 TD's
Passing Leader: Pat Haden, 138-267-13, 1,815 yards, 9 TD's
Receiving Leader: Preston Dennard, WR, 49 for 821 yards, 4 TD's



MINNESOTA VIKINGS

National Football Conference Central Division

September 3 at Metrodome, 7:30 p.m. (Preseason)
October 17 at Metrodome, Noon

9520 Viking Drive, Eden Prairie, Minnesota 55344
President: Max Winter
Head Coach: Bud Grant
Public Relations: Merrill Swanson
Office Phone: 612/828-6500
Home Stadium: Hubert H. Humphrey Metrodome (1982) Capacity: 62,212
Team Colors: Purple, White, and Gold
Training Camp: Mankato State University, Mankato, Minnesota 56001
1981 Record: 7-9, Third, NFC Central
Scoring Leaders: Rick Danmeier, K, 97
Ted Brown, RB, 48
Rushing Leader: Ted Brown, 274 for 1,063 yards, 6 TD's
Passing Leader: Tommy Kramer, 322-593-24, 3,912 yards, 26 TD's
Receiving Leaders: Ted Brown, RB, 83 for 694 yards, 2 TD's
Joe Senser, TE, 79 for 1,004 yards, 8 TD's

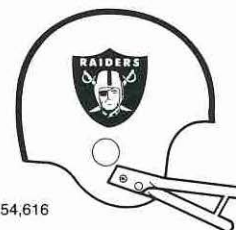


OAKLAND RAIDERS

American Football Conference Western Division

October 3 at Oakland-Alameda County Coliseum, 3 p.m.

7850 Edgewater Drive, Oakland, California 94621
President: Al Davis
Head Coach: Tom Flores
Public Relations: Al LoCasale, Bill Glazier
Office Phone: 415/562-5900
Home Stadium: Oakland-Alameda County Coliseum (1966) Capacity: 54,616
Team Colors: Silver and Black
Training Camp: El Rancho Tropicana, Santa Rosa, California 95401
1981 Record: 7-9, Third, AFC West
Scoring Leaders: Chris Bahr, K, 69
Bob Chandler, WR, 24
Rushing Leader: Kenny King, 170 for 828 yards, 0 TD's
Passing Leader: Marc Wilson, 173-366-19, 2,311 yards, 14 TD's
Receiving Leader: Derrick Ramsey, TE, 52 for 674 yards, 4 TD's



ST. LOUIS CARDINALS

National Football Conference Eastern Division

September 12 at Superdome, Noon

200 Stadium Plaza, St. Louis, Missouri 63102
President: William V. Bidwill
Head Coach: Jim Hanifan
Public Relations: Marty Igel
Office Phone: 314/421-0777
Home Stadium: Busch Stadium (1965) Capacity: 51,392
Team Colors: Cardinal Red, White, and Black
Training Camp: Lindenwood College, St. Charles, Missouri 63102
1981 Record: 7-9, Fifth, NFC East
Scoring Leaders: Neil O'Donoghue, K, 93
Otis Anderson, RB, 54
Rushing Leader: Otis Anderson, 328 for 1,376 yards, 9 TD's
Passing Leaders: Jim Hart, 134-241-14, 1,694 yards, 11 TD's
Neil Lomax, 119-236-10, 1,575 yards, 4 TD's
Receiving Leader: Pat Tilley, WR, 66 for 1,040 yards, 3 TD's

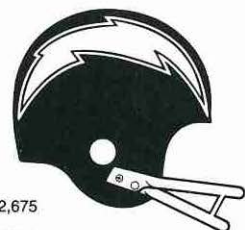


SAN DIEGO CHARGERS

American Football Conference Western Division

November 14, at Jack Murphy Stadium, 3 p.m.

P.O. Box 20666, San Diego, California 92120
President: Eugene V. Klein
Head Coach: Don Coryell
Public Relations: Rick Smith
Office Phone: 714/280-2111
Home Stadium: San Diego Jack Murphy Stadium (1967) Capacity: 52,675
Team Colors: Blue, Gold, and White
Training Camp: University of California-San Diego, La Jolla, California 92037
1981 Record: 10-6, First, AFC West
Scoring Leaders: Chuck Muncie, RB, 114
Rolf Benirschke, K, 112
Rushing Leader: Chuck Muncie, 251 for 1,144 yards, 19 TD's
Passing Leader: Dan Fouts, 360-609-17, 4,802 yards, 33 TD's
Receiving Leaders: Kellen Winslow, TE, 88 for 1,075 yards, 10 TD's
Charlie Joiner, WR, 70 for 1,188 yards, 7 TD's
Wes Chandler, WR, 69 for 1,142 yards, 6 TD's



SAN FRANCISCO 49ers

National Football Conference Western Division

October 10 at Superdome, Noon
November 28 at Candlestick Park, 3 p.m.

711 Nevada Street, Redwood City, California 94061
President: Edward J. DeBartolo, Jr.
Head Coach: Bill Walsh
Public Relations: George Heddleston
Office Phone: 415/365-3420
Home Stadium: Candlestick Park (1960) Capacity: 61,185
Team Colors: Forty-Niner Gold and Scarlet
Training Camp: Sierra Community College, Rocklin, California 95677
1981 Record: 13-3, First, NFC West
Scoring Leaders: Ray Wersching, K, 81
Freddie Solomon, WR, 48
Rushing Leader: Ricky Patton, 152 for 543 yards, 4 TD's
Passing Leader: Joe Montana, 311-488-12, 3,565 yards, 19 TD's
Receiving Leader: Dwight Clark, WR, 85 for 1,105 yards, 4 TD's

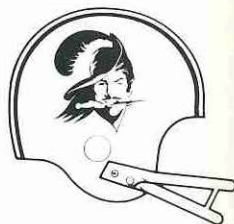


TAMPA BAY BUCCANEERS

National Football Conference Central Division

December 5 at Superdome, Noon

One Buccaneer Place, Tampa, Florida 33607
President: Hugh F. Culverhouse
Head Coach: John McKay
Public Relations: Bob Best
Office Phone: 813/870-2700
Home Stadium: Tampa Stadium (1967) Capacity: 72,128
Team Colors: Florida Orange, Red, and White
Training Camp: One Buccaneer Place, Tampa, Florida 33607
1981 Record: 9-7, First, NFC Central
Scoring Leaders: Bill Capece, K, 75
Kevin House, WR, 54
Rushing Leader: Jerry Eckwood, 172 for 651 yards, 2 TD's
Passing Leader: Doug Williams, 238-471-14, 3,563 yards, 19 TD's
Receiving Leader: Kevin House, WR, 56 for 1,176 yards, 9 TD's



WASHINGTON REDSKINS

National Football Conference Eastern Division

December 26 at Superdome, Noon

Redskins Park, P.O. Box 17247, Dulles International Airport, Washington, D.C. 20041
President: Edward Bennett Williams
Head Coach: Joe Gibbs
Public Relations: Joe Blair
Office Phone: 703/471-9100
Home Stadium: Robert F. Kennedy Stadium (1961) Capacity: 55,045
Team Colors: Burgundy and Gold
Training Camp: Dickinson College, Carlisle, Pennsylvania 20003
1981 Record: 8-8, Fourth, NFC East
Scoring Leaders: Mark Moseley, K, 95
John Riggins, RB, 78
Rushing Leader: Joe Washington, 210 for 916 yards, 4 TD's
Passing Leader: Joe Theismann, 293-496-20, 3,568 yards, 19 TD's
Receiving Leaders: Joe Washington, RB, 70 for 558 yards, 3 TD's
Art Monk, WR, 56 for 894 yards, 6 TD's



Saints Series Records

| Date | Saints | Opponents | Place | Attendance |
|-----------------------------------|--------|-----------|-------|------------|
| Atlanta Falcons (7-19-0) | | | | |
| 11-26-67 | 27 | 24 | Home | 83,437 |
| 12-07-69 | 17 | 45 | Away | 51,021 |
| 09-20-70 | 3 | 14 | Home | 77,042 |
| 10-25-70 | 14 | 32 | Away | 58,850 |
| 10-24-71 | 6 | 28 | Away | 58,850 |
| 12-19-71 | 20 | 24 | Home | 75,954 |
| 10-15-71 | 14 | 21 | Home | 66,294 |
| 11-12-71 | 20 | 36 | Away | 58,850 |
| 09-16-73 | 7 | 62 | Home | 66,428 |
| 12-16-73 | 10 | 14 | Away | 58,850 |
| 09-29-74 | 14 | 13 | Home | 62,273 |
| 10-20-74 | 13 | 3 | Away | 58,850 |
| 10-05-75 | 7 | 14 | Away | 29,444 |
| 11-02-75 | 23 | 7 | Home | 56,614 |
| 10-10-76 | 30 | 0 | Home | 51,521 |
| 10-31-76 | 20 | 23 | Away | 34,127 |
| 11-20-77 | 21 | 20 | Home | 43,135 |
| 12-18-77 | 7 | 35 | Away | 36,895 |
| 11-12-78 | 17 | 20 | Home | 70,323 |
| 11-26-78 | 17 | 20 | Away | 55,121 |
| 09-02-79 | 34 | 40 | Home | 70,940 |
| 11-25-79 | 37 | 6 | Away | 42,815 |
| 10-19-80 | 14 | 41 | Home | 62,651 |
| 11-16-80 | 13 | 21 | Away | 53,871 |
| 09-06-81 | 0 | 27 | Away | 57,406 |
| 11-01-81 | 10 | 41 | Home | 63,637 |
| Baltimore Colts (0-3-0) | | | | |
| 12-10-67 | 10 | 30 | Away | 60,238 |
| 10-19-69 | 10 | 30 | Home | 80,636 |
| 09-30-73 | 10 | 14 | Away | 52,293 |
| Buffalo Bills (1-1-0) | | | | |
| 11-04-73 | 13 | 0 | Home | 74,770 |
| 09-21-80 | 26 | 35 | Home | 51,154 |
| Chicago Bears (2-6-0) | | | | |
| 12-01-68 | 17 | 23 | Home | 78,285 |
| 12-20-70 | 3 | 24 | Home | 63,518 |
| 10-10-71 | 14 | 35 | Away | 55,049 |
| 10-07-73 | 21 | 16 | Home | 56,561 |
| 10-06-74 | 10 | 24 | Away | 55,753 |
| 12-21-75 | 17 | 42 | Home | 33,371 |
| 10-02-77 | 42 | 24 | Away | 51,488 |
| 09-14-80 | 3 | 22 | Away | 62,523 |
| Cincinnati Bengals (2-2-0) | | | | |
| 11-29-70 | 6 | 26 | Away | 59,342 |
| 09-28-75 | 0 | 21 | Home | 52,531 |
| 09-24-78 | 20 | 18 | Away | 40,455 |
| 10-25-81 | 17 | 7 | Home | 46,336 |

| Cleveland Browns (0-8-0) | | | | |
|--------------------------|----|----|------|--------|
| 10-01-67 | 7 | 42 | Home | 77,045 |
| 09-15-68 | 10 | 24 | Home | 74,215 |
| 11-10-68 | 17 | 35 | Away | 71,025 |
| 10-12-69 | 17 | 27 | Home | 71,274 |
| 12-12-71 | 17 | 21 | Home | 72,794 |
| 11-30-75 | 16 | 17 | Away | 44,753 |
| 10-08-78 | 16 | 24 | Home | 50,158 |
| 10-18-81 | 17 | 20 | Away | 76,059 |

| Dallas Cowboys (1-8-0) | | | | |
|------------------------|----|----|------|--------|
| 10-15-67 | 10 | 14 | Away | 52,562 |
| 11-12-67 | 10 | 27 | Home | 83,437 |
| 11-03-68 | 3 | 17 | Home | 84,728 |
| 09-28-69 | 17 | 21 | Home | 79,567 |
| 11-09-69 | 17 | 33 | Away | 68,282 |
| 10-17-71 | 24 | 14 | Home | 83,088 |
| 09-24-73 | 3 | 40 | Away | 52,715 |
| 09-19-76 | 6 | 24 | Home | 61,413 |
| 11-19-78 | 7 | 27 | Away | 57,920 |

| Denver Broncos (0-3-0) | | | | |
|------------------------|----|----|------|--------|
| 11-22-70 | 6 | 31 | Home | 66,837 |
| 10-13-74 | 17 | 33 | Away | 51,706 |
| 11-04-79 | 3 | 10 | Away | 74,482 |

| Detroit Lions (4-4-1) | | | | |
|-----------------------|----|----|------|--------|
| 11-24-68 | 20 | 20 | Away | 46,152 |
| 11-08-70 | 19 | 17 | Home | 66,910 |
| 11-19-72 | 14 | 27 | Away | 53,752 |
| 10-14-73 | 20 | 13 | Home | 57,810 |
| 11-03-74 | 14 | 19 | Away | 49,127 |
| 11-14-76 | 17 | 16 | Home | 42,048 |
| 09-25-77 | 19 | 23 | Away | 51,458 |
| 10-21-79 | 17 | 7 | Home | 57,428 |
| 10-12-80 | 13 | 24 | Away | 78,147 |

| Green Bay Packers (2-8-0) | | | | |
|---------------------------|----|----|------|--------|
| 11-17-68 | 7 | 29 | Away | 49,644 |
| 11-28-71 | 29 | 21 | Away | 48,035 |
| 12-17-72 | 20 | 30 | Home | 65,881 |
| 12-02-73 | 10 | 30 | Away | 47,890 |
| 10-12-75 | 20 | 19 | Home | 51,371 |
| 11-07-76 | 27 | 32 | Away | 52,936 |
| 09-18-77 | 20 | 24 | Home | 56,250 |
| 09-10-78 | 17 | 28 | Away | 54,336 |
| 09-09-79 | 19 | 28 | Away | 53,184 |
| 12-13-81 | 7 | 35 | Home | 45,518 |

| Houston Oilers (1-2-1) | | | | |
|------------------------|----|----|------|--------|
| 10-03-71 | 13 | 13 | Away | 47,966 |
| 10-03-76 | 26 | 31 | Home | 51,973 |
| 12-10-78 | 12 | 17 | Home | 63,169 |
| 11-22-81 | 27 | 24 | Away | 49,581 |

09-25-72
09-26-76

| | |
|----------|----|
| 09-17-67 | 13 |
| 10-05-69 | 17 |
| 11-01-70 | 17 |
| 12-06-70 | 16 |
| 09-19-71 | 24 |
| 12-05-71 | 28 |
| 09-17-72 | 14 |
| 11-26-72 | 19 |
| 11-11-73 | 7 |
| 11-25-73 | 13 |
| 09-22-74 | 0 |
| 11-17-74 | 20 |
| 10-26-75 | 14 |
| 12-07-75 | 7 |
| 10-24-76 | 10 |
| 11-28-76 | 14 |
| 10-16-77 | 7 |
| 10-30-77 | 27 |
| 10-01-78 | 20 |
| 10-22-78 | 10 |
| 10-07-79 | 17 |
| 12-16-79 | 29 |
| 11-02-80 | 31 |
| 11-24-80 | 7 |
| 09-13-81 | 23 |
| 11-08-81 | 21 |

11-15-70
11-10-74
09-28-80

| | |
|----------|----|
| 10-13-68 | 20 |
| 09-27-70 | 0 |
| 11-21-71 | 10 |
| 11-05-72 | 6 |
| 12-01-74 | 9 |
| 11-09-75 | 7 |
| 09-12-76 | 9 |
| 09-03-78 | 31 |
| 11-30-80 | 20 |
| 11-15-81 | 10 |

| | |
|----------|----|
| 10-08-67 | 21 |
| 10-06-68 | 21 |
| 11-16-69 | 25 |
| 10-04-70 | 14 |
| 10-08-72 | 14 |
| 12-14-75 | 14 |
| 10-29-78 | 28 |
| 09-30-79 | 24 |
| 09-20-81 | 7 |

Kansas City Chiefs (1-1-0)

| | | | |
|----|----|------|--------|
| 17 | 20 | Home | 70,793 |
| 27 | 17 | Away | 53,918 |

Los Angeles Rams (8-18-0)

| | | | |
|----|----|------|--------|
| 13 | 27 | Home | 80,879 |
| 17 | 36 | Away | 54,879 |
| 17 | 30 | Home | 77,861 |
| 16 | 34 | Away | 66,410 |
| 24 | 20 | Home | 70,915 |
| 28 | 45 | Away | 73,610 |
| 14 | 34 | Away | 66,303 |
| 19 | 16 | Home | 64,325 |
| 7 | 29 | Away | 70,358 |
| 13 | 24 | Home | 67,192 |
| 0 | 24 | Away | 64,178 |
| 20 | 7 | Home | 57,287 |
| 14 | 38 | Away | 60,771 |
| 7 | 14 | Home | 39,958 |
| 10 | 16 | Home | 51,984 |
| 14 | 33 | Away | 54,906 |
| 7 | 14 | Away | 46,045 |
| 27 | 26 | Home | 59,023 |
| 20 | 26 | Home | 61,654 |
| 10 | 3 | Away | 47,574 |
| 17 | 35 | Home | 68,986 |
| 29 | 14 | Away | 53,879 |
| 31 | 45 | Away | 59,909 |
| 7 | 27 | Home | 53,448 |
| 23 | 17 | Home | 62,063 |
| 21 | 13 | Away | 61,068 |

Miami Dolphins (0-3-0)

| | | | |
|----|----|------|--------|
| 10 | 21 | Away | 42,866 |
| 0 | 21 | Home | 74,289 |
| 16 | 21 | Away | 40,946 |

Minnesota Vikings (2-8-0)

| | | | |
|----|----|------|--------|
| 20 | 17 | Home | 71,105 |
| 0 | 26 | Away | 47,900 |
| 10 | 23 | Home | 83,130 |
| 6 | 37 | Away | 49,784 |
| 9 | 29 | Away | 48,456 |
| 7 | 20 | Home | 52,765 |
| 9 | 40 | Home | 58,156 |
| 31 | 24 | Home | 54,187 |
| 20 | 23 | Home | 30,936 |
| 10 | 20 | Away | 45,215 |

New York Giants (4-5-0)

| | | | |
|----|----|------|--------|
| 21 | 27 | Away | 62,670 |
| 21 | 38 | Away | 62,967 |
| 25 | 24 | Away | 62,927 |
| 14 | 10 | Home | 69,126 |
| 14 | 45 | Away | 62,507 |
| 14 | 28 | Away | 40,150 |
| 28 | 17 | Home | 58,806 |
| 24 | 14 | Home | 51,543 |
| 7 | 20 | Away | 69,814 |

| New York Jets (1-2-0) | | | | |
|-----------------------|----|----|------|--------|
| 12-03-72 | 17 | 18 | Away | 62,496 |
| 12-04-77 | 13 | 16 | Home | 40,464 |
| 12-14-80 | 21 | 20 | Away | 38,077 |

| New England Patriots (0-3-0) | | | | |
|------------------------------|----|----|------|--------|
| 12-10-75 | 10 | 17 | Home | 64,889 |
| 12-05-76 | 6 | 27 | Away | 53,592 |
| 12-21-80 | 27 | 38 | Home | 38,277 |

| Oakland Raiders (0-2-1) | | | | |
|-------------------------|----|----|------|--------|
| 11-07-71 | 21 | 21 | Home | 83,102 |
| 11-09-75 | 10 | 48 | Away | 51,764 |
| 12-03-79 | 35 | 42 | Home | 65,541 |

| Philadelphia Eagles (4-8-0) | | | | |
|-----------------------------|----|----|------|--------|
| 11-05-67 | 31 | 24 | Home | 59,596 |
| 11-19-67 | 21 | 48 | Away | 60,751 |
| 12-08-68 | 17 | 29 | Away | 57,128 |
| 10-26-69 | 10 | 13 | Away | 60,658 |
| 11-30-69 | 26 | 17 | Home | 72,805 |
| 10-29-72 | 21 | 3 | Home | 65,554 |
| 10-27-74 | 14 | 10 | Home | 64,257 |
| 11-06-77 | 7 | 28 | Away | 53,482 |
| 09-17-78 | 17 | 24 | Home | 49,242 |
| 09-16-79 | 14 | 26 | Home | 54,212 |
| 11-09-80 | 21 | 34 | Home | 45,340 |
| 10-11-81 | 14 | 31 | Home | 52,728 |

| Pittsburgh Steelers (3-4-0) | | | | |
|-----------------------------|----|----|------|--------|
| 10-29-67 | 10 | 14 | Home | 68,911 |
| 10-20-68 | 16 | 12 | Away | 32,303 |
| 12-15-68 | 24 | 14 | Home | 66,131 |
| 12-21-69 | 27 | 14 | Home | 72,256 |
| 11-25-74 | 7 | 28 | Home | 71,907 |
| 11-05-78 | 14 | 20 | Away | 48,525 |
| 10-04-81 | 6 | 20 | Home | 64,578 |

| St. Louis Cardinals (2-7-0) | | | | |
|-----------------------------|----|----|------|--------|
| 12-03-67 | 20 | 31 | Away | 41,171 |
| 09-29-68 | 20 | 21 | Home | 79,021 |
| 10-27-68 | 17 | 31 | Away | 45,478 |
| 11-02-69 | 51 | 42 | Away | 46,718 |
| 10-11-70 | 17 | 24 | Away | 45,294 |
| 12-08-74 | 14 | 0 | Home | 57,152 |
| 10-23-77 | 31 | 49 | Away | 48,417 |
| 10-05-80 | 7 | 40 | Home | 45,388 |
| 12-06-81 | 3 | 30 | Away | 46,923 |

| San Diego Chargers (0-3-0) | | | | |
|----------------------------|----|----|------|--------|
| 11-18-73 | 14 | 17 | Away | 44,356 |
| 10-09-77 | 0 | 14 | Home | 53,942 |
| 12-09-79 | 0 | 35 | Home | 61,059 |

| San Francisco 49ers (7-17-2) | | | | |
|------------------------------|----|--------|------|--------|
| 10-22-67 | 13 | 27 | Away | 34,285 |
| 11-23-69 | 43 | 38 | Home | 71,448 |
| 10-18-70 | 20 | 20 | Away | 39,446 |
| 12-13-70 | 27 | 38 | Home | 61,940 |
| 09-26-71 | 20 | 38 | Home | 81,596 |
| 11-14-71 | 26 | 20 | Away | 45,138 |
| 10-01-72 | 2 | 37 | Home | 69,840 |
| 10-22-72 | 20 | 20 | Away | 59,167 |
| 10-21-73 | 0 | 40 | Away | 52,629 |
| 12-09-73 | 16 | 10 | Home | 62,490 |
| 09-15-74 | 13 | 17 | Home | 65,071 |
| 12-15-74 | 21 | 35 | Away | 49,567 |
| 10-19-75 | 21 | 35 | Away | 40,990 |
| 11-23-75 | 6 | 16 | Home | 40,328 |
| 10-17-76 | 3 | 33 | Away | 43,160 |
| 12-12-76 | 7 | 27 | Home | 42,536 |
| 11-13-77 | 7 | 10(OT) | Home | 41,564 |
| 11-27-77 | 17 | 20 | Away | 33,702 |
| 10-15-78 | 14 | 7 | Away | 37,671 |
| 12-03-78 | 24 | 13 | Home | 50,068 |
| 09-23-79 | 30 | 21 | Away | 39,727 |
| 11-11-79 | 31 | 20 | Home | 65,551 |
| 09-07-80 | 23 | 26 | Home | 58,621 |
| 12-07-80 | 35 | 38(OT) | Away | 37,949 |
| 09-27-81 | 14 | 21 | Away | 44,433 |
| 12-20-81 | 17 | 21 | Home | 43,639 |

| Seattle Seahawks (1-1-0) | | | | |
|--------------------------|----|----|------|--------|
| 11-21-76 | 51 | 27 | Away | 61,865 |
| 11-18-79 | 24 | 38 | Away | 60,055 |

| Tampa Bay Buccaneers (2-2-0) | | | | |
|------------------------------|----|----|------|--------|
| 12-11-77 | 14 | 33 | Home | 40,124 |
| 12-17-78 | 17 | 10 | Away | 51,209 |
| 10-14-79 | 42 | 14 | Away | 67,640 |
| 11-29-81 | 14 | 31 | Home | 62,209 |

| Washington Redskins (4-6-0) | | | | |
|-----------------------------|----|----|------|--------|
| 09-24-67 | 10 | 30 | Home | 74,937 |
| 12-17-67 | 30 | 14 | Away | 50,486 |
| 09-22-68 | 37 | 17 | Home | 65,941 |
| 09-21-69 | 20 | 26 | Home | 73,147 |
| 12-14-69 | 14 | 17 | Away | 50,354 |
| 10-31-71 | 14 | 24 | Away | 53,041 |
| 10-28-73 | 19 | 3 | Home | 66,315 |
| 09-21-75 | 3 | 41 | Away | 54,414 |
| 10-28-79 | 14 | 10 | Away | 52,133 |
| 10-26-80 | 14 | 22 | Away | 51,375 |

Saints History

1966

- Nov. 1** — National Football League franchise awarded to New Orleans on All Saints Day.
- Dec. 15** — John W. Mecom Jr. becomes majority stockholder-president of NFL's 16th franchise.
- Dec. 22** — Vic Schwenk appointed director of player personnel and became first major employee hired by New Orleans franchise.

1967

- Jan. 9** — Name New Orleans' professional football team Saints.
- Jan. 27** — Tom Fears appointed first head coach.
- Feb. 3** — Former Ole Miss and Rams kicker Paige Cothren first player signed.
- Feb. 9** — Saints elect 42 players in NFL expansion draft.
- Mar. 8** — First season-ticket drive launched and Saints sell 20,000 first day and 33,400 before first league game.
- Mar. 14** — Saints make fullback Les Kelley of Alabama top choice in common draft.
- July 1** — Seventy-six players (mostly rookies) report for first training camp at California Western University in San Diego.
- July 6** — Former Green Bay fullback great Jim Taylor signs with Saints.
- July 8** — Veterans report to training camp.
- July 25** — Bert Rose appointed executive vice-president and general manager.
- Aug. 2** — Saints lose first pre-season game to Los Angeles, 16-7, before 26,364 at Anaheim, Calif.
- Aug. 12** — Saints score first pre-season victory by beating St. Louis, 23-14, before 25,500 at Shreveport, La.
- Sept. 9** — Saints record first pre-season victory in New Orleans downing Atlanta, 27-14, before 67,486. Victory gave Saints 5-1 pre-season record, best ever for a first-year expansion team.
- Sept. 17** — Saints open season losing to Los Angeles, 27-13, after rookie John Gilliam returned opening kickoff 94 yards for touchdown.
- Nov. 5** — Saints earn first NFL victory beating Philadelphia, 31-24, as Walt Roberts scores three touchdowns at Tulane Stadium.
- Dec. 17** — Saints defeat Washington, 30-14, as rookie Danny Abramowicz scores two touchdowns. Saints wind up with 3-11 record and equal win output for first-year expansion team. Cornerback Dave Whitsell's 10 interceptions tie for best in NFL and earn UPI Comeback Player of Year honors along with second-team All-Pro recognition and invitation to Pro Bowl.

1968

- Mar. 29** — Vic Schwenk replaces Bert Rose as general manager.
- July 7** — Wide receiver Dave Parks signs with Saints after playing out option at San Francisco.

- July 26** — Kevin Hardy, plus No. 1 draft choice of 1969, awarded to 49ers as compensation for Parks.
- Sept. 10** — Jim Taylor announces retirement.
- Nov. 3** — Saints lose to Dallas, 17-3, before home-record crowd of 84,728 at Tulane Stadium.
- Dec. 15** — Saints defeat Pittsburgh, 24-14, in season's windup to emerge with 4-9-1 record and third-place finish in Century Division. Saints' two-year record of 7-20-1, best ever for an expansion team. Defensive tackle Dave Rowe named to play in Pro Bowl.

1969

- Oct. 5** — Saints' Tom Dempsey kicks 55-yard field goal against Rams at Los Angeles. Kick was NFL's longest that season and one yard short of pro football record.
- Nov. 2** — Saints snap six-game losing streak at St. Louis, 51-42. Game sets NFL record of most total touchdowns in one game via passing with Bill Kilmer and Charlie Johnson connecting on six apiece. Five other Saints records set: Most first downs (26), most total offensive yards (508), most passing yards (354), most points (51), and most PATs (6).
- Nov. 16** — Tom Dempsey sets Saints record with 4 field goals against Giants in New York, scoring fourth with 11 seconds left to pull out 25-24 victory. Win began three-game Saints' victory streak as New Orleans also downed San Francisco, 43-38 and Philadelphia, 26-17.
- Dec. 21** — Saints close third season with 27-24 victory over Pittsburgh to bring record to 5-9. Dan Abramowicz wins NFL receiving championship with 73 catches for 1,015 yards and 7 TDs and All-NFL honors. Saints continue to hold NFL expansion team winning record with three-year report of 12-29-1. Defensive end Doug Atkins retires after 17-year NFL career, wins second team All-Pro honors. Tom Dempsey, Jake Kupp, Tony Baker and Andy Livingston tapped for Pro Bowl with entire Saints coaching staff.

1970

- Jan. 16** — In realignment of National Conference, Saints form Western Division with Los Angeles, San Francisco and Atlanta.
- Nov. 3** — J. D. Roberts replaces Tom Fears and becomes the second head coach in Saints' history.
- Nov. 8** — Tom Dempsey kicks 63-yard field goal—longest in NFL history—on final play to defeat Detroit, 19-17.

1971

- Jan. 28** — Saints draft quarterback Archie Manning of Ole Miss in first round after trading quarterback Bill Kilmer to Washington for linebacker Tom Rousell plus 4th and 8th picks in 1972 draft.
- Aug. 11** — Louisiana Superdome construction begins.

- Sept. 19** — Saints upset Rams in season's opener in New Orleans, 24-20. Rookie Archie Manning makes first regular-season start and runs for one-yard touchdown on final play after hitting 16 of 29 passes for 218 yards and another touchdown.
- Oct. 17** — Archie Manning rushes for two touchdowns as Saints defeat Cowboys, 24-20, before 83,088 at New Orleans. Cowboys went on to win Super Bowl.

1972

- Jan. 7** — Richard F. Gordon Jr. retires from U.S. Naval aerospace program and is appointed executive vice-president of Saints.

1973

- Jan. 29** — Saints trade No. 1 draft choice to Baltimore for defensive end Billy Newsome and 4th-round draft choice (linebacker Jim Merlo).
- Aug. 26** — John North replaces J. D. Roberts and becomes Saints' third head coach.
- Nov. 4** — Saints score first shutout ever by blanking Buffalo, 13-0, in New Orleans, Saints hold O. J. Simpson to 79 yards on 20 rushes as he headed to 2,003-yard season.
- Dec. 16** — Saints finish 5-9, again tying best season ever for club.

1974

- Dec. 14** — Saints again finish 5-9, tying best mark in club history.

1975

- Aug. 3** — Louisiana Superdome is dedicated.
- Aug. 9** — Saints play Houston before 72,434 in first football game at Superdome. Saints lose, 13-7.
- Sept. 28** — Saints lose to Cincinnati, 21-0, before 52,531 in first National Football League game at Superdome.
- Nov. 2** — Saints beat Atlanta, 23-7, in Ernie Hefferle's first game.

1976

- Jan. 20** — Saints hire Hank Stram as fourth head coach in club's history.
- Nov. 21** — Saints beat Seahawks at Seattle, 51-27, to tie club record for most points scored in one game.

1977

- Oct. 30** — Saints upset Los Angeles, 27-26, at Superdome on faked field goal pass from Tom Blanchard to Elois Grooms.
- Dec. 18** — Saints season rushing and touchdown records fall to Chuck Muncie with 811 yards and Henry Childs with nine touchdowns.

1978

- Jan. 31** — Saints acquire all-pro guard Conrad Dobler and wide receiver Ike Harris from St. Louis in trade for Bob Pollard and Terry Stieve.
- Feb. 6** — Dick Nolan is appointed head coach to replace Hank Stram. In other key front office moves, Eddie Jones is named executive vice president and Harry Hulmes vice-president of player personnel.
- June 11** — Archie Manning wins Byron (Whizzer) White Award of NFL players for contributions to his team, community and country.
- Oct. 22** — Saints upset Rams, 10-3, for first ever win at Los Angeles Coliseum.
- Dec. 3** — Saints beat 49ers, 24-13, at Superdome to become first New Orleans team to win six games.
- Dec. 17** — Saints end season with 7-9 record after win at Tampa Bay, 17-10. Quarterback Archie Manning named Player of Year and MVP in National Conference and selected to play in Pro Bowl Game.

1979

- June 5** — Saints move administrative office from Lee Circle to Superdome.
- Oct. 14** — Saints score 42 points in second half for club record in 42-14 win at Tampa Bay. Scores came on six successive possessions in offensive masterpiece.
- Oct. 28** — Saints tie club record of three consecutive wins and move into undisputed first place in National Conference with 14-10 win at Washington. Saints stopped Redskins 18 times with goal to go and 7 times within 2-yard line in defensive masterpiece.
- Dec. 3** — Chuck Muncie rushes for 128 yards to become first Saint to surpass 1,000-yard milestone en route to 1,198-yard season. Saints, alas, saw 35-14 lead disappear in 42-35 loss to Oakland in Monday night TV game at Superdome.
- Dec. 16** — Saints end most successful eight-win season by beating Super Bowl-bound Rams, 29-14, in last game for Rams at Coliseum. Ironically, Rams beat Saints in their first game at Tulane Stadium.
- Dec. 20** — Steve Rosenbloom is introduced as new executive vice-president and general manager of Saints at Superdome news conference.

1980

- Jan. 27** — Chuck Muncie is selected MVP as National Conference scores 37-27 win in Pro Bowl at Hawaii. Saints also represented well by Archie Manning, Tommy Myers, Wes Chandler and Henry Childs.
- Nov. 25** — Dick Stanfel replaces Dick Nolan as head coach for remaining four games of season.
- Dec. 14** — Saints defeat New York Jets, 21-20, at Shea Stadium for New Orleans' only victory of the season.

1981

- Jan. 20** — General manager Steve Rosenbloom and vice president of player personnel Dick Steinberg resign.
- Jan. 22** — O. A. (Bum) Phillips is announced as new head coach.
- Jan. 26** — Assistant to the president Fred Williams is appointed Saints chief administrator.
- April 28** — Saints select running back George Rogers, 1980 Heisman Trophy winner, with first overall choice in NFL draft. Rogers is one of 17 selections by Saints.
- Oct. 12** — John Mecom, Sr., father of Saints owner John, Jr. and key figure in team history, dies at age 70 in Houston, Texas.
- Nov. 8** — Saints defeat NFC West rival Los Angeles, 21-13, at Anaheim Stadium to complete series sweep for first time in Saints franchise history.
- Dec. 20** — George Rogers gains 107 yards in 21-17 loss to San Francisco and becomes 1981 NFL rushing champion and all-time NFL rookie rusher with 1,674 yards for season.

1982

- Jan. 31** — George Rogers appears for NFC squad in NFL Pro Bowl in Honolulu, Hawaii.
- Feb. 17** — Eddie Jones is named Saints president. Head coach O.A. (Bum) Phillips is named general manager in addition to coaching title. Fred Williams is promoted from assistant to the president to vice president of administration.
- April 28** — Saints acquire veteran linebacker Dennis Winston from Pittsburgh Steelers in exchange for no. 6b draft choice (1981). Saints trade five choices (no. 8b-12) to Washington for Redskins no. 4 choice in 1983 draft.

SAINTS IN PRO BOWL

1967 — Dave Whitsell, safety; **1968** — Dave Rowe, defensive tackle; **1969** — Tom Dempsey, kicker; Jake Kupp, guard; Tony Baker and Andy Livingston, running backs; Tom Fears, coach; **1978** — Archie Manning, quarterback; **1979** — Wes Chandler, wide receiver; Henry Childs, tight end; Archie Manning, quarterback; Chuck Muncie, halfback; Tommy Myers, safety; **1981** — George Rogers, Halfback.

Saints All-Time Results

*HOME GAME

| 1967 (3-11) | | Saints | Opp. | 1971 (4-8-2) | | Saints | Opp. |
|---------------------------|-----|--------|--------------------------|-----------------------|--------|--------|------|
| *Los Angeles (80,879) | 13 | 27 | Los Angeles (66,410) | 16 | 34 | | |
| *Washington (74,937) | 10 | 30 | *San Francisco (61,940) | 27 | 38 | | |
| *Cleveland (77,045) | 7 | 42 | *Chicago (63,518) | 3 | 24 | | |
| New York (62,670) | 21 | 27 | | 172 | 347 | | |
| Dallas (52,562) | 10 | 14 | 1972 (2-11-1) | | Saints | Opp. | |
| San Francisco (34,285) | 13 | 27 | *Los Angeles (66,303) | 14 | 34 | | |
| *Pittsburgh (68,911) | 10 | 14 | *Kansas City (70,793) | 17 | 20 | | |
| *Philadelphia (59,596) | 31 | 24 | *San Francisco (69,840) | 2 | 37 | | |
| *Dallas (83,437) | 10 | 27 | New York Giants (62,507) | 14 | 45 | | |
| Philadelphia (60,751) | 21 | 48 | *Atlanta (66,294) | 14 | 21 | | |
| *Atlanta (83,437) | 27 | 24 | San Francisco (59,167) | 20 | 20 | | |
| St. Louis (41,171) | 20 | 31 | *Philadelphia (65,554) | 21 | 3 | | |
| Baltimore (60,238) | 10 | 30 | Minnesota (49,784) | 6 | 37 | | |
| Washington (50,486) | 30 | 14 | Atlanta (58,850) | 20 | 36 | | |
| | 233 | 379 | Detroit (53,752) | 14 | 27 | | |
| 1968 (4-9-1) | | Saints | Opp. | *Los Angeles (64,325) | 19 | 16 | |
| *Cleveland (74,215) | 10 | 24 | New York Jets (62,496) | 17 | 18 | | |
| *Washington (65,941) | 37 | 17 | *New England (64,889) | 10 | 17 | | |
| *St. Louis (79,021) | 20 | 21 | *Green Bay (65,881) | 20 | 30 | | |
| New York (62,967) | 21 | 38 | | 208 | 361 | | |
| *Minnesota (71,105) | 21 | 17 | 1973 (5-9) | | Saints | Opp. | |
| Pittsburgh (32,303) | 16 | 12 | *Atlanta (66,428) | 7 | 62 | | |
| St. Louis (45,478) | 17 | 31 | Dallas (52,715) | 3 | 40 | | |
| *Dallas (84,728) | 3 | 17 | Baltimore (52,293) | 10 | 14 | | |
| Cleveland (71,025) | 17 | 35 | *Chicago (56,561) | 21 | 16 | | |
| Green Bay (Mil. 49,644) | 7 | 29 | *Detroit (57,810) | 20 | 13 | | |
| Detroit (46,152) | 20 | 20 | San Francisco (52,629) | 0 | 40 | | |
| *Chicago (78,285) | 17 | 23 | *Washington (66,315) | 19 | 3 | | |
| Philadelphia (57,128) | 17 | 29 | *Buffalo (74,770) | 13 | 0 | | |
| *Pittsburgh (66,131) | 24 | 14 | Los Angeles (70,358) | 7 | 29 | | |
| | 246 | 327 | San Diego (44,356) | 14 | 17 | | |
| 1969 (5-9) | | Saints | Opp. | *Los Angeles (67,192) | 13 | 24 | |
| *Washington (73,147) | 20 | 26 | Green Bay (Mil. 47,890) | 10 | 30 | | |
| *Dallas (79,567) | 17 | 21 | *San Francisco (62,490) | 16 | 10 | | |
| Los Angeles (54,879) | 17 | 36 | Atlanta (58,850) | 10 | 14 | | |
| *Cleveland (71,274) | 17 | 27 | | 163 | 312 | | |
| *Baltimore (80,636) | 10 | 30 | 1974 (5-9) | | Saints | Opp. | |
| Philadelphia (60,658) | 10 | 13 | *San Francisco (65,071) | 13 | 17 | | |
| St. Louis (46,718) | 51 | 42 | Los Angeles (64,178) | 0 | 24 | | |
| Dallas (68,282) | 17 | 33 | *Atlanta (62,273) | 14 | 13 | | |
| New York (62,927) | 25 | 24 | Chicago (55,753) | 10 | 24 | | |
| *San Francisco (71,448) | 43 | 38 | Denver (51,706) | 17 | 33 | | |
| *Philadelphia (72,805) | 26 | 17 | Atlanta (58,850) | 13 | 3 | | |
| Atlanta (57,021) | 17 | 45 | | | | | |
| Washington (50,354) | 14 | 17 | | | | | |
| Pittsburgh (72,256) | 27 | 24 | | | | | |
| | 311 | 393 | | | | | |
| 1970 (2-11-1) | | Saints | Opp. | | | | |
| *Atlanta (77,042) | 3 | 14 | | | | | |
| Minnesota (47,900) | 0 | 26 | | | | | |
| *New York Giants (69,126) | 14 | 10 | | | | | |
| St. Louis (45,294) | 17 | 24 | | | | | |
| San Francisco (39,446) | 20 | 20 | | | | | |
| Atlanta (58,850) | 14 | 32 | | | | | |
| *Los Angeles (77,861) | 17 | 30 | | | | | |
| *Detroit (66,910) | 19 | 17 | | | | | |
| Miami (42,866) | 10 | 21 | | | | | |
| *Denver (66,837) | 6 | 31 | | | | | |
| Cincinnati (59,342) | 6 | 26 | | | | | |

Saints Preseason Results

| | | | | | |
|---------------------------|---------------|-------------|---------------------------|---------------|-------------|
| *Philadelphia (64,257) | 14 | 10 | San Francisco (37,671) | 14 | 7 |
| Detroit (49,127) | 14 | 19 | Los Angeles (47,574) | 10 | 3 |
| *Miami (74,289) | 0 | 21 | *New York Giants (58,806) | 28 | 17 |
| *Los Angeles (57,287) | 20 | 7 | Pittsburgh (48,525) | 14 | 20 |
| *Pittsburgh (71,907) | 7 | 28 | *Atlanta (70,323) | 17 | 20 |
| Minnesota (48,456) | 9 | 29 | Dallas (57,920) | 7 | 27 |
| *St. Louis (57,152) | 14 | 0 | Atlanta (55,121) | 17 | 20 |
| San Francisco (49,567) | 21 | 35 | *San Francisco (50,068) | 24 | 13 |
| | 166 | 263 | *Houston (63,169) | 12 | 17 |
| | | | Tampa Bay (51,209) | 17 | 10 |
| 1975 (2-12) | Saints | Opp. | | 281 | 298 |
| Washington (54,414) | 3 | 41 | 1979 (8-8) | Saints | Opp. |
| *Cincinnati (52,531) | 0 | 21 | *Atlanta (70,940) | 34(OT) | 40 |
| Atlanta (29,444) | 7 | 14 | Green Bay (53,184) | 19 | 28 |
| *Green Bay (51,371) | 20 | 19 | *Philadelphia (54,212) | 14 | 26 |
| San Francisco (40,990) | 21 | 35 | San Francisco (39,727) | 30 | 21 |
| Los Angeles (60,771) | 14 | 38 | *New York Giants (51,543) | 24 | 14 |
| *Atlanta (56,614) | 23 | 7 | *Los Angeles (68,986) | 17 | 35 |
| Oakland (51,764) | 10 | 48 | Tampa Bay (67,640) | 42 | 14 |
| *Minnesota (52,765) | 7 | 20 | *Detroit (57,428) | 17 | 7 |
| *San Francisco (40,328) | 6 | 16 | Washington (52,133) | 14 | 10 |
| Cleveland (44,753) | 16 | 17 | Denver (74,482) | 3 | 10 |
| *Los Angeles (39,958) | 7 | 17 | *San Francisco (65,551) | 31 | 20 |
| *New York Giants (40,150) | 14 | 28 | Seattle (60,055) | 24 | 38 |
| *Chicago (33,371) | 17 | 42 | Atlanta (42,815) | 37 | 6 |
| | 165 | 320 | *Oakland (65,541) | 35 | 42 |
| 1976 (4-10) | Saints | Opp. | *San Diego (61,059) | 0 | 35 |
| *Minnesota (58,156) | 9 | 40 | Los Angeles (53,879) | 29 | 14 |
| *Dallas (61,413) | 6 | 24 | | 370 | 360 |
| Kansas City (53,918) | 27 | 17 | 1980 (1-15) | Saints | Opp. |
| *Houston (51,973) | 26 | 31 | *San Francisco (58,621) | 23 | 26 |
| *Atlanta (51,521) | 30 | 0 | Chicago (62,523) | 3 | 22 |
| San Francisco (43,160) | 3 | 33 | *Buffalo (51,154) | 26 | 35 |
| *Los Angeles (51,984) | 10 | 16 | Miami (40,946) | 16 | 21 |
| Atlanta (34,127) | 20 | 23 | *St. Louis (45,388) | 7 | 40 |
| Green Bay (52,936) | 27 | 32 | *Atlanta (62,651) | 14 | 41 |
| *Detroit (42,048) | 17 | 16 | Washington (51,375) | 14 | 22 |
| Seattle (61,865) | 51 | 27 | Los Angeles (59,909) | 31 | 45 |
| Los Angeles (54,906) | 14 | 33 | *Philadelphia (45,340) | 21 | 34 |
| New England (53,592) | 6 | 27 | Atlanta (53,871) | 13 | 31 |
| *San Francisco (42,536) | 7 | 27 | *Los Angeles (53,488) | 7 | 27 |
| | 253 | 346 | *Minnesota (30,936) | 20 | 23 |
| 1977 (3-11) | Saints | Opp. | San Francisco (37,949) | 35(OT) | 38 |
| *Green Bay (56,548) | 20 | 24 | New York Jets (38,077) | 21 | 20 |
| Detroit (51,548) | 19 | 23 | *New England (38,277) | 27 | 38 |
| Chicago (51,488) | 42 | 24 | | 291 | 487 |
| *San Diego (53,942) | 0 | 14 | 1981 (4-12) | Saints | Opp. |
| Los Angeles (46,045) | 7 | 14 | Atlanta (57,406) | 0 | 27 |
| St. Louis (48,417) | 31 | 49 | *Los Angeles (62,063) | 23 | 17 |
| *Los Angeles (59,023) | 27 | 26 | N.Y. Giants (69,814) | 7 | 20 |
| Philadelphia (53,482) | 7 | 28 | San Francisco (44,433) | 14 | 21 |
| *San Francisco (41,564) | 7(OT) | 10 | *Pittsburgh (64,578) | 6 | 20 |
| *Atlanta (43,135) | 21 | 20 | *Philadelphia (52,728) | 14 | 31 |
| San Francisco (33,702) | 17 | 20 | Cleveland (76,059) | 17 | 20 |
| *New York Jets (40,464) | 13 | 16 | *Cincinnati (46,336) | 17 | 7 |
| *Tampa Bay (40,124) | 14 | 33 | *Atlanta (63,637) | 10 | 41 |
| Atlanta (36,895) | 7 | 35 | Los Angeles (61,068) | 21 | 13 |
| | 232 | 336 | Minnesota (45,215) | 20 | 10 |
| 1978 (7-9) | Saints | Opp. | Houston (49,581) | 27 | 24 |
| *Minnesota (54,187) | 31 | 24 | *Tampa Bay (62,209) | 14 | 31 |
| Green Bay (Mil. 54,336) | 17 | 28 | St. Louis (46,923) | 3 | 30 |
| *Philadelphia (49,242) | 17 | 24 | *Green Bay (45,518) | 7 | 35 |
| Cincinnati (40,455) | 20 | 18 | *San Francisco (43,639) | 17 | 21 |
| *Los Angeles (61,654) | 20 | 26 | | 207 | 378 |
| *Cleveland (50,158) | 16 | 24 | | | |

| | | | | | |
|---------------------------------------|---------------|-------------|---|---------------|-------------|
| 1967 (5-1) | Saints | Opp. | 1974 (3-3) | Saints | Opp. |
| Los Angeles (23,364) at Anaheim | 7 | 16 | Pittsburgh (45,339) at New Orleans | 7 | 26 |
| St. Louis (25,500) at Shreveport | 23 | 14 | Miami (41,524) at Miami | 20 | 45 |
| Pittsburgh (35,000) at Baton Rouge | 20 | 17 | New England (20,546) at Foxboro | 3 | 7 |
| San Francisco (23,348) at Portland | 24 | 10 | Dallas (56,563) at New Orleans | 16 | 7 |
| Miami (11,214) at Charleston, S.C. | 20 | 17 | N.Y. Jets (59,829) at New Orleans | 24 | 7 |
| Atlanta (67,486) at New Orleans | 27 | 14 | Houston (35,103) at Houston | 24 | 16 |
| 1968 (2-4) | Saints | Opp. | 1975 (2-4) | Saints | Opp. |
| Los Angeles (29,505) at Anaheim | 7 | 21 | Houston (72,434) at New Orleans | 7 | 13 |
| Boston (57,152) at New Orleans | 19 | 0 | Denver (40,089) at New Orleans | 24 | 21 |
| Houston (42,734) at Houston | 23 | 24 | Miami (61,253) at New Orleans | 10 | 20 |
| Cleveland (70,045) at New Orleans | 40 | 27 | Baltimore (60,643) at New Orleans | 27 | 3 |
| Atlanta (49,832) at Atlanta | 10 | 16 | Pittsburgh (47,341) at Pittsburgh | 13 | 24 |
| Minnesota (23,000) at Shreveport | 17 | 20 | Cincinnati (48,453) at Cincinnati | 0 | 20 |
| 1969 (2-4) | Saints | Opp. | 1976 (4-2) | Saints | Opp. |
| San Diego (31,683) at San Diego | 7 | 10 | Pittsburgh (56,039) at New Orleans | 14 | 24 |
| Denver (28,356) at Denver | 28 | 22 | Houston (38,675) at Houston | 13 | 10 |
| Pittsburgh (40,000) at Baton Rouge | 24 | 34 | Buffalo (36,110) at Buffalo | 21 | 14 |
| Atlanta (69,898) at New Orleans | 21 | 17 | Baltimore (38,879) at Baltimore | 26(OT) | 20 |
| Houston (76,937) at New Orleans | 14 | 30 | Cincinnati (60,044) at New Orleans | 13 | 10 |
| Detroit (30,312) at Detroit | 7 | 42 | Miami (63,383) at New Orleans | 7 | 20 |
| 1970 (4-2) | Saints | Opp. | 1977 (5-1) | Saints | Opp. |
| Minnesota (17,932) at Canton | 14 | 13 | Chicago (55,163) at Chicago | 20 | 14 |
| Houston (46,223) at Houston | 19 | 10 | N.Y. Giants (49,900) at New Orleans | 23 | 7 |
| Detroit (76,778) at New Orleans | 17 | 31 | Buffalo (66,282) at New Orleans | 20 | 17 |
| Boston (32,000) at Jackson, Miss. | 26 | 20 | N.Y. Jets (49,455) at New Orleans | 14 | 20 |
| N.Y. Jets (78,581) at New Orleans | 14 | 27 | Miami (39,970) at Miami | 17 | 10 |
| San Diego (63,904) at New Orleans | 20 | 14 | Houston (46,964) at New Orleans | 20 | 16 |
| 1971 (0-6) | Saints | Opp. | 1978 (2-2) | Saints | Opp. |
| Buffalo (35,758) at Buffalo | 10 | 14 | Philadelphia (30,000) at Mexico City | 14 | 7 |
| Dallas (73,560) at Dallas | 21 | 36 | Miami (54,105) at New Orleans | 17 | 31 |
| Kansas City (70,459) at New Orleans | 7 | 27 | Tampa Bay (46,282) at New Orleans | 3 | 14 |
| San Diego (35,405) at San Diego | 7 | 22 | Houston (49,554) at Houston | 17 | 3 |
| Philadelphia (60,487) at New Orleans | 0 | 34 | 1979 (1-3) | Saints | Opp. |
| Houston (60,971) at New Orleans | 17 | 24 | Miami (44,708) at Miami | 7 | 14 |
| 1972 (1-4-1) | Saints | Opp. | Chicago (45,085) at New Orleans | 6 | 13 |
| Philadelphia (53,372) at Philadelphia | 13 | 10 | Tampa Bay (49,042) at Tampa | 7 | 14 |
| Buffalo (66,782) at New Orleans | 21 | 24 | Houston (54,469) at New Orleans | 10 | 7 |
| Dallas (81,070) at New Orleans | 14 | 16 | 1980 (1-3) | Saints | Opp. |
| Pittsburgh (43,302) at Memphis | 7 | 56 | St. Louis (57,923) at New Orleans | 17 | 13 |
| Houston (44,571) at Houston | 14 | 14 | Houston (43,376) at Houston | 17 | 20 |
| 1973 (1-5) | Saints | Opp. | Detroit (49,631) at Detroit | 17 | 40 |
| Kansas City (67,216) at Kansas City | 6 | 12 | Miami (50,635) at New Orleans | 0 | 20 |
| Miami (80,050) at Miami | 13 | 14 | 1981 (3-1) | Saints | Opp. |
| Dallas (61,022) at Dallas | 14 | 24 | Baltimore (46,792) at New Orleans | 24 | 23 |
| N. England (64,131) at New Orleans | 6 | 31 | Houston (67,562) at New Orleans | 27 | 7 |
| N.Y. Jets (67,434) at New Orleans | 17 | 28 | Philadelphia (28,001) at Syracuse, N.Y. | 6 | 37 |
| Houston (62,339) at New Orleans | 16 | 10 | Detroit (52,090) at New Orleans | 20(OT) | 17 |

Saints Standings

| 1967 (Capitol Division, 4th place) | | | | |
|---------------------------------------|---|----|---|------|
| | W | L | T | Pct. |
| Dallas | 9 | 5 | 0 | .643 |
| Philadelphia | 6 | 7 | 1 | .462 |
| Washington | 5 | 6 | 3 | .455 |
| New Orleans | 3 | 11 | 0 | .214 |

| 1968 (Century Division, 3rd place) | | | | |
|---------------------------------------|----|----|---|------|
| | W | L | T | Pct. |
| Cleveland | 10 | 4 | 0 | .714 |
| St. Louis | 9 | 4 | 1 | .692 |
| New Orleans | 4 | 9 | 1 | .308 |
| Pittsburgh | 2 | 11 | 1 | .154 |

| 1969 (Capitol Division, 3rd place) | | | | |
|---------------------------------------|----|---|---|------|
| | W | L | T | Pct. |
| Dallas | 11 | 2 | 1 | .846 |
| Washington | 7 | 5 | 2 | .583 |
| New Orleans | 5 | 9 | 0 | .357 |
| Philadelphia | 4 | 9 | 1 | .308 |

| 1970 (Western Division, 4th place) | | | | |
|---------------------------------------|----|----|---|------|
| | W | L | T | Pct. |
| San Francisco | 10 | 3 | 1 | .769 |
| Los Angeles | 9 | 4 | 1 | .692 |
| Atlanta | 4 | 8 | 2 | .333 |
| New Orleans | 2 | 11 | 1 | .154 |

| 1971 (Western Division, 4th place) | | | | |
|---------------------------------------|---|---|---|------|
| | W | L | T | Pct. |
| San Francisco | 9 | 5 | 0 | .643 |
| Los Angeles | 8 | 5 | 1 | .615 |
| Atlanta | 7 | 6 | 1 | .538 |
| New Orleans | 4 | 8 | 2 | .333 |

| 1972 (Western Division, 4th place) | | | | |
|---------------------------------------|---|----|---|------|
| | W | L | T | Pct. |
| San Francisco | 8 | 5 | 1 | .615 |
| Atlanta | 7 | 7 | 0 | .500 |
| Los Angeles | 6 | 7 | 1 | .464 |
| New Orleans | 2 | 11 | 1 | .154 |

| 1973 (Western Division, 3rd place) | | | | |
|---------------------------------------|----|---|---|------|
| | W | L | T | Pct. |
| Los Angeles | 12 | 2 | 0 | .857 |
| Atlanta | 9 | 5 | 0 | .643 |
| New Orleans | 5 | 9 | 0 | .357 |
| San Francisco | 5 | 9 | 0 | .357 |

| 1981 (Western Division, 4th Place) | | | | |
|---------------------------------------|----|----|---|------|
| | W | L | T | Pct. |
| San Francisco | 13 | 3 | 0 | .813 |
| Atlanta | 7 | 9 | 0 | .438 |
| Los Angeles | 6 | 10 | 0 | .375 |
| New Orleans | 4 | 12 | 0 | .250 |

| 1974 (Western Division, 3rd place) | | | | |
|---------------------------------------|----|----|---|------|
| | W | L | T | Pct. |
| Los Angeles | 10 | 4 | 0 | .714 |
| San Francisco | 6 | 8 | 0 | .429 |
| New Orleans | 5 | 9 | 0 | .357 |
| Atlanta | 3 | 11 | 0 | .214 |

| 1975 (Western Division, 4th place) | | | | |
|---------------------------------------|----|----|---|------|
| | W | L | T | Pct. |
| Los Angeles | 12 | 2 | 0 | .857 |
| San Francisco | 5 | 9 | 0 | .357 |
| Atlanta | 4 | 10 | 0 | .286 |
| New Orleans | 2 | 12 | 0 | .143 |

| 1976 (Western Division, 3rd place) | | | | |
|---------------------------------------|----|----|---|------|
| | W | L | T | Pct. |
| Los Angeles | 10 | 3 | 1 | .750 |
| San Francisco | 8 | 6 | 0 | .571 |
| New Orleans | 4 | 10 | 0 | .286 |
| Atlanta | 4 | 10 | 0 | .286 |
| Seattle | 2 | 12 | 0 | .143 |

| 1977 (Western Division, 4th place) | | | | |
|---------------------------------------|----|----|---|------|
| | W | L | T | Pct. |
| Los Angeles | 10 | 4 | 0 | .714 |
| Atlanta | 7 | 7 | 0 | .500 |
| San Francisco | 5 | 9 | 0 | .357 |
| New Orleans | 3 | 11 | 0 | .214 |

| 1978 (Western Division, 3rd place) | | | | |
|---------------------------------------|----|----|---|------|
| | W | L | T | Pct. |
| Los Angeles | 12 | 4 | 0 | .750 |
| Atlanta | 9 | 7 | 0 | .563 |
| New Orleans | 7 | 9 | 0 | .438 |
| San Francisco | 2 | 14 | 0 | .125 |

| 1979 (Western Division, 2nd place) | | | | |
|---------------------------------------|---|----|---|------|
| | W | L | T | Pct. |
| Los Angeles | 9 | 7 | 0 | .563 |
| New Orleans | 8 | 8 | 0 | .500 |
| Atlanta | 6 | 10 | 0 | .375 |
| San Francisco | 2 | 14 | 0 | .125 |

| 1980 (Western Division, 4th place) | | | | |
|---------------------------------------|----|----|---|------|
| | W | L | T | Pct. |
| Atlanta | 12 | 4 | 0 | .750 |
| Los Angeles | 11 | 5 | 0 | .687 |
| San Francisco | 6 | 10 | 0 | .375 |
| New Orleans | 1 | 15 | 0 | .062 |

Saints Draft Choices

1967

- traded to Baltimore
- Leslie Kelley, fb. Alabama
- James (Bo) Burris, s. Houston
- John Gilliam, rb. South Carolina State
- David Rowe, de. Penn State
- traded to Baltimore
- Del Williams, g. Florida State
- Ben Hart, wr. Oklahoma
- Ron Widby, p. Tennessee
- Bill Carr, c. Florida
- Tom Stangle, t. Dayton
- Don McCall, rb. Southern California
- John Douglas, cb. Texas Southern
- John Harvey, g. Kansas
- Charles (Bo) Wood, lb. North Carolina
- Gary Hertzog, g. Willamette
- Bob McKelvey, lb. Northwestern
- Sam Harris, te. Colorado
- Barry Siler, lb. Albion
- Tim Lavens, te. Idaho
- Eugene Ross, cb. Oklahoma
- Charles Brown, rb. Missouri
- Roosevelt Robertson, te. N. Carolina College
- Jim Benson, g. Florida
- Bernard Corbin, cb. Alabama A&M
- Ronnie Pack, g. Texas Tech
- John Robinson, wr. Tennessee A&I
- Bill Stetz, lb. Boston College
- Gary Grossnickle, s. Missouri
- Jim Hester, te. North Dakota
- George Stetter, cb. Virginia
- John Snow, dt. Wake Forest
- Darrell Johnson, r. Lamar Tech
- Marcus Rhoden, wr. Mississippi State
- Bruce Cortez, cb. Parsons College
- Dan Abramowicz, wr. Xavier (Ohio)
- Billy Bob Stewart, lb. SMU (choice acquired from Baltimore)
- Jim Walker, s. Providence

1968

- traded to Green Bay
- Kevin Hardy, de. Notre Dame (choice acquired from Minnesota)
- choice to Los Angeles for joining scouting combine
- Dave Szmakowski, wr. West Texas State
- Willie Crittendon, dt. Tulsa
- Dan Sartin, g. Mississippi (choice acquired from Dallas)
- Ronnie Lee South, qb. Arkansas
- trade to San Francisco
- Ray Phillips, g. Michigan (choice acquired from Detroit)
- Eugene Howard, cb. Langston
- Dick Swatland, g. Notre Dame

- Joe Blake, g. Tulsa
- Doug Robinson, s. Iowa State
- Bennie Blocker, rb. South Carolina State
- John Beck, cb. San Diego State
- Kayo Trepanier, t. Montana State
- Herbert Covington, rb. Memphis State
- Wilmer Cooks, rb. Colorado
- Elie Ghattas, g. Ball State
- Jim Ferguson, lb. Southern California

1969

- traded to San Francisco
- John Shinnars, g. Xavier (Ohio) (choice acquired from Minnesota)
- traded to Baltimore
- Richard Neal, de. Southern (choice acquired from St. Louis)
- traded to Detroit
- Dennis Hale, s. Minnesota
- Bob Hudspeth, t. Southern Illinois (choice acquired from Dallas)
- Tony Kyasky, s. Syracuse
- Keith Christensen, t. Kansas (choice acquired from New York Giants)
- Bob Miller, te. Southern California
- traded to Baltimore
- Jim Lawrence, wr. Southern California
- Joe Owens, lb. Alcorn A&M
- McKinley Reynolds, rb. Hawaii
- Tommy Morel, wr. LSU
- Tom Broadhad, rb. Santa Barbara State
- Joe Robillard, cb. Linfield (Oregon)
- Gary Loyd, p. California Lutheran
- Bill Waller, wr. Xavier (Ohio)
- Edd Hargett, qb. Texas A&M
- Chico Kurzawski, s. Northwestern

1970

- Ken Burrough, wr. Texas Southern
- traded to Cleveland
- Clovis Swinney, de. Arkansas State
- Delles Howell, cb. Grambling
- Glenn Cannon, s. Mississippi (choice acquired from Chicago)
- traded to Washington
- Steve Ramsey, qb. North Texas State (choice acquired from Los Angeles)
- Mel Easley, cb. Oregon State
- Lon Woodard, de. San Diego State
- Lawrence Estes, de. Alcorn A&M
- Jim Otis, rb. Ohio State
- Jim Brumfield, rb. Indiana State
- Gary Klahr, lb. Arizona
- Willie Davenport, cb. Southern
- selection declared ineligible
- Doug Sutherland, de. Superior (Wisconsin)
- Jim Vest, de. Washington State
- Cliff Gasper, dt. Grambling
- Doug Wyatt, s. Tulsa

1971

1. Archie Manning, qb Mississippi
2. traded to Chicago
- 2a. Sam Holden, t Grambling
(choice acquired from Houston)
3. Bivian Lee, cb Prairie View
4. traded to Dallas
- 4a. Carlos Bell, te Houston
- 4b. Wimpy Winther, c Mississippi
(choice acquired from Washington)
- 4c. D'artagnan Martin, cb Kentucky State
(choice acquired from San Diego)
- 4d. Don Morrison, t Texas Arlington
(choice acquired from Los Angeles)
5. traded to Pittsburgh
6. Don Morrhead, rb Michigan
7. Larry Di Nardo, g Notre Dame
- 7a. Bob Newland, wr Oregon
(choice acquired from Kansas City)
8. traded to Pittsburgh
- 8a. James Elder, cb Southern
(choice acquired from Washington)
- 8b. Bob Gresham, rb West Virginia
(choice acquired from Oakland)
9. Tom Williams, s Willamette
10. Rocky Pamplin, rb Hawaii
11. Bob Pollard, de Weber State
12. Ron Gathright, cb Morehead State
13. Don Burchfield, te Ball State
14. Bobby Scott, qb Tennessee
15. Bart Graves, de Tulane
16. Craig Robinson, t Houston
17. Hermann Eban, wr Oklahoma State

1972

1. Royce Smith, g Georgia
2. traded to Oakland
- 2a. Willie Hall, lb Southern California
(choice acquired from Houston)
3. Bob Kuziel, c Pittsburgh
- 3a. Tom Myers, s Syracuse
(choice acquired from Oakland)
4. Mike Crangle, de Tennessee-Martin
- 4a. Joe Federspiel, lb Kentucky
(choice acquired from Philadelphia)
- 4b. Mike Coleman, de Knoxville College*
(choice acquired from Kansas City)
5. Bill Butler, rb Kansas State
(choice acquired from Green Bay)
- 5a. Carl Johnson, t Nebraska
- 5b. Bo Davies, s South Carolina
(choice acquired from Baltimore)
6. Wayne Dorton, g Arkansas State
- 6a. Curt Watson, rb Tennessee
(choice acquired from Oakland)
7. Ernie Jackson, cb Duke
8. Ron Vinson, wr Abilene Christian
9. Kent Branstetter, dt Houston
10. Andy Kupp, g Idaho
11. Paul Dongieux, lb Mississippi
12. Steve Lockhart, te Arkansas State
13. Cephus Weatherspoon, wr Ft. Lewis College
14. Steve Barrios, wr Tulane

15. Rusty Lachaussee, qb Tulane
16. Joe Balthrop, g Tennessee
17. Dick Graham, wr Oklahoma State

1973

1. traded to Baltimore
2. Derland Moore, de Oklahoma
- 2a. Steve Baumgartner, de Purdue
(choice acquired from New York Jets)
3. traded to Washington
- 3a. Pete Van Valkenburg, rb Brigham Young
(choice acquired from New York Jets)
4. traded to Detroit
- 4a. Jim Merlo, lb Stanford
(choice acquired from Baltimore)
5. traded to Denver
6. traded to Washington
- 6a. Marty Shufford, rb Arizona
7. Billy Cahill, s Washington
8. Bob Peterson, g Utah
- 8a. Doug Winslow, wr Drake
(choice acquired from Washington)
9. Mike Fink, cb Missouri
10. Jeff Horsley, rb North Carolina Central
11. James Owens, rb Auburn
12. Paul Orndorff, te Tampa
13. Richard Watkins, dt Weber State
14. Paul Fersen, t Georgia
15. Mike Evenson, c North Dakota State
16. Howard Stevens, rb Louisville
17. Bobby Garner, te Winston-Salem

1974

1. Rick Middleton, lb Ohio State
(swapped #1 choices from Detroit)
2. Paul Seal, te Michigan
3. traded to Cincinnati
4. traded to Minnesota
- 4a. Rod McNeill, rb Southern California
5. traded to Cincinnati
- 5a. Joel Parker, wr Florida
(choice acquired from San Francisco)
- 5b. Terry Schmidt, cb Ball State
(choice acquired from Atlanta)
6. traded to Detroit
7. traded to Minnesota
8. Alvin Maxson, rb Southern Methodist
9. Phil LaPorta, t Penn State
10. Frosty Anderson, wr Nebraska
(choice acquired from Houston)
- 10a. Tommy Thibodeaux, g Tulane
11. Kent Merritt, wr Virginia
12. James Buckmon, de Pittsburgh
13. Mike Truax, lb Tulane
14. Kent Marshall, s TCU
15. Larry Cipa, qb Michigan
16. Don Coleman, lb Michigan
17. Marvin Williams, wr Western Illinois

1975

1. Larry Burton, wr Purdue

- 1a. Kurt Schumacher, og Ohio State
(pick from Jets for Billy Newsome)
2. Lee Gross, c Auburn
3. Andrew Jones, rb Washington State
(choice acquired from Minnesota)
- 3a. Elois Grooms, de Tennessee Tech
4. traded to San Francisco
- 4a. John Starkebaum, s Nebraska
(choice acquired from Philadelphia)
- 4b. Charles Hall, de Tulane
(choice acquired from St. Louis)
5. traded to Chicago
6. Mike Lemon, lb Kansas
7. Steve Rogers, rb LSU
8. traded to St. Louis
9. Mike Strachan, rb Iowa State
10. Chuck Heater, rb Michigan
11. Danny Lee, p N.E. Louisiana
12. Ron Gustafson, wr North Dakota State
13. Jim Upchurch, rb Arizona
14. Randy Rhino, cb Georgia Tech
15. Grant Burget, rb Oklahoma
16. Mike McDonald, lb Catawba
17. Greg Westbrook, lb Colorado

1976

1. Chuck Muncie, rb California
2. Tony Galbreath, rb Missouri
3. Bob Simmons, ot Texas
4. Tinker Owens, wr Oklahoma
5. Scott Parrish, ot Utah State
6. Terry Stieve, og Wisconsin
7. Ed Bauer, og Notre Dame
8. Craig Cassidy, db Ohio State
9. Warren Peiffer, dt Iowa
10. Junior Hardin, lb Eastern Kentucky
11. Greg Kokal, qb Kent State
12. Milton Butts, ot North Carolina State
13. Kenny Downing, db Missouri
14. Rich Hucce, de Western Montana
15. Steve Semnoff, dt Wichita State
16. Gene Jones, ot Bowling Green
17. Scott McDonald, te West Virginia

1977

1. Joe Campbell, de Maryland
2. Mike Fultz, dt Nebraska
3. Roberts Watts, lb Boston College
4. traded to Los Angeles for LB Ken Bordelon
- 5a. Dave Lafary, t Purdue
- 5b. Dave Hubbard, t Brigham Young
(choice acquired from Baltimore)
- 6a. Cliff Parsley, p Oklahoma State
- 6b. Tom Schick, g Maryland
(choice acquired from Los Angeles)
7. Greg Boykin, rb Northwestern
8. Jimmy Stewart, s Tulsa
9. Dave Knowles, t Indiana
10. Rafael Septien, k S.W. Louisiana
11. John Blain, t San Jose State
12. Oakley Dalton, dt Jackson State

1978

1. Wes Chandler, wr Florida
2. James Taylor, t Missouri
3. Barry Bennett, dt Concordia (Minn.)
4. Don Schwartz, s Washington State
5. Eric Felton, cb Texas Tech
- 6a. Mike Rieker, qb Lehigh
- 6b. Francis Chesley, lb Wyoming
(choice acquired from Houston)
7. traded to New York Jets for DE Richard Neal
8. Brooks Williams, te North Carolina
9. Richard Carter, cb North Carolina State
10. traded to New York Giants for LB Pat Hughes
- 11a. Nathan Besant, dt Southern
- 11b. David Riley, rb West Virginia
(choice acquired from Seattle)
12. Larry Hardy, te Jackson State

1979

1. Russell Erxleben, k-p Texas
2. Reggie Mathis, lb Oklahoma
3. traded to Miami as compensation
for signing DE Don Reese
4. Jim Kovach, lb Kentucky
5. Harlan Huckleby, rb Michigan
6. Ricky Ray, cb Norfolk State
7. Stan Sysma, lb Minnesota
8. Doug Panfil, g Tulsa
9. traded to Kansas City for DT Keith Simons
10. traded to Oakland for LB Floyd Rice
11. David Hall, wr Missouri-Rolla
12. Kelsey Finch, rb Tennessee

1980

1. Stan Brock, t Colorado
2. David Waymer, cb Notre Dame
3. traded to Minnesota for T Steve Riley
4. Mike Jolly, db Michigan
5. traded to Minnesota for T Steve Riley
6. Lester Boyd, lb Kentucky
7. Mike Morucci, rb Bloomsburg State
8. Chuck Evans, lb Stanford
9. Frank Mordica, rb Vanderbilt
10. Tanya Webb, de Michigan State
11. George Woodard, rb Texas A&M
12. Kiser Lewis, lb Florida A&M

1981

1. George Rogers, rb South Carolina
- 2a. Russell Gary, db Nebraska
- 2b. Ricky Jackson, lb Pittsburgh
(choice acquired from San Diego)
- 3a. Frank Warren, de Auburn
- 3b. Hoby Brenner, te Southern California
(choice acquired from Minnesota)
4. traded to Miami for QB Guy Benjamin
- 5a. Louis Oubre, t Oklahoma
- 5b. Jerry Boyarsky, dt Pittsburgh
(choice acquired from Minnesota)

- 6a. Nat Hudson, g..... Georgia
- 6b. Johnnie Poe, db..... Missouri
(choice acquired from Tampa Bay)
- 6c. Glen Redd, lb..... Brigham Young
(choice acquired from Oakland)
7. Kevin Williams, wr..... Southern California
- 8a. traded to New England for G Sam Adams
- 8b. Gene Gladys, lb..... Penn State
(choice acquired from Buffalo)
- 8c. Kevin Evans, db..... Arkansas
(choice acquired from San Diego)
9. Toussaint Tyler, rb..... Washington
10. Hokie Gajan, rb..... LSU
11. Lester Mickens, wr..... Kansas

12. Jim Wilks, dt..... San Diego State

1982

1. Lindsay Scott, wr..... Georgia
2. Brad Edelman, c..... Missouri
- 3a. Rodney Lewis, cb..... Nebraska
- 3b. Eugene Goodlow, wr..... Kansas State
- 3c. Kenny Duckett, wr..... Wake Forest
- 3d. John Krimm, db..... Notre Dame
4. Morten Andersen, k..... Michigan State
5. Tony Elliott, de..... North Texas State
- 6a. Marvin Lewis, rb..... Tulane
8. Chuck Slaughter, t..... South Carolina

SAINTS DRAFT TRIVIA

In 16 college drafts (1967-82), the Saints have selected 269 players from 128 different colleges and universities.

BY POSITIONS: 43 running backs, 30 linebackers, 30 wide receivers, 25 cornerbacks, 23 offensive guards, 23 safeties, 23 offensive tackles, 21 defensive ends, 15 tight ends, 14 defensive tackles, 9 quarterbacks, 6 centers, and 7 kicking specialists.

BY SCHOOLS: 8 from Michigan, Southern Cal, and Missouri; 7 from Oklahoma and *Tulane; 6 from Notre Dame and Nebraska; 5 from Mississippi, Tennessee, and Tulsa.

* Bart Graves, Steve Barrios, Rusty Lachausse, Tommy Thibodeaux, Mike Truax, Charles Hall, and Marvin Lewis.

POSTSEASON GAMES

- Sunday, January 2—NFL First Round Playoffs (CBS and NBC)
Saturday, January 8—AFC and NFC Divisional Playoffs (CBS and NBC)
Sunday, January 9—AFC and NFC Divisional Playoffs (CBS and NBC)
Sunday, January 16—AFC and NFC Championship Games (CBS and NBC)
Sunday, January 30—Super Bowl XVII, Rose Bowl, Pasadena, California (NBC)
Sunday, February 6—AFC-NFC Pro Bowl, Honolulu, Hawaii (ABC)

Saints Alumni Roster

COACHES

| | |
|---|------------------|
| Amadee, Lynn—LSU..... | 1973 |
| Barnes, Billy—Wake Forest..... | 1969-70, 1975 |
| Beake, John—Trenton St..... | 1976-77 |
| Beard, Ed—Tennessee..... | 1978-80 |
| Biles, Ed—Miami (Ohio)..... | 1969-70 |
| Buchanan, Buck—Grambling..... | 1971-72 |
| Campbell, Whitey—Miami..... | 1978-80 |
| Champion, Jim—Miss. St..... | 1971-72 |
| Cummings, Bob—Vanderbilt..... | 1973-75 |
| Dickson, George—Notre Dame..... | 1968-70 |
| Ecklund, Brad—Oregon..... | 1968-70 |
| Faulkner, Jack—Miami (Ohio)..... | 1967-69 |
| Fears, Tom—UCLA..... | 1967-70 |
| Franklin, Chet—Utah..... | 1978-79 |
| Garrett, Jim—Utah State..... | 1976-77 |
| Glick, Fred—Colorado State..... | 1980 |
| Heinrich, Don—Washington..... | 1969-70 |
| Hewgley, Wimp—Wyoming..... | 1974-75 |
| Hill, Bob—Jackson State..... | 1978-79 |
| Hughes, Ed—Tulsa..... | 1978-80 |
| Khayat, Ed—Tulane..... | 1967-70 |
| Kotite, Rich—Wagner..... | 1977 |
| Ledbetter, Bob—Miss. Industrial..... | 1974-75 |
| McHan, Lamar—Arkansas..... | 1974-75 |
| Matuszak, Marv—Tulsa..... | 1971-73 |
| Nicolau, Nick—Southern Connecticut..... | 1980 |
| Nolan, Dick—Maryland..... | 1977-80 |
| North, John—Vanderbilt..... | 1973-75 |
| Phillips, Jim (Red)—Auburn..... | 1973-75 |
| Pratt, Tom—Miami..... | 1978-80 |
| Riecke, Lou—LSU..... | 1980 |
| Roberts, J.D.—Oklahoma..... | 1967-68, 1971-73 |
| Roy, Alvin—LSU..... | 1976-77 |
| Royer, Jim—Navy..... | 1970-72 |
| Rutigliano, Sam—Tulsa..... | 1976-77 |
| Shaw, Bob—Ohio State..... | 1967-68 |
| Shipp, Ken—Middle Tenn. St..... | 1971-72 |
| Shivley, Doug—Kentucky..... | 1974-76 |
| Smith, Jerry—Wisconsin..... | 1969-70 |
| Stanfel, Dick—San Francisco..... | 1976-80 |
| Stram, Hank—Purdue..... | 1976-77 |
| Tate, Charlie—Florida..... | 1971 |
| White, Dixie—Texas Tech..... | 1973 |
| Whitehead, Bud—Florida St..... | 1971-75 |
| Wiggin, Paul—Stanford..... | 1978-79 |
| Wood, Dick—Auburn..... | 1976-77 |
| Yowarsky, Walt—Kentucky..... | 1967-68 |

PLAYERS

| | |
|--|---------|
| A | |
| Abramowicz, Dan (WR)—Xavier..... | 1967-73 |
| Absher, Dick (LB)—Maryland..... | 1969-71 |
| Adkins, Margene (WR)—Henderson, J.C..... | 1972 |
| Anderson, Dick (T)—Ohio State..... | 1967 |
| Anderson, Gary (G)—Stanford..... | 1978 |
| Askson, Bert (TE)—Texas Southern..... | 1973 |
| Athas, Pete (S)—Tennessee..... | 1976 |
| Atkins, Doug (DE)—Tennessee..... | 1967-69 |
| B | |
| Baker, Melvin (WR)—Michigan..... | 1975 |
| Baker, Tony (RB)—Iowa State..... | 1968-71 |
| Banks, Gordon (WR)—Stanford..... | 1980-81 |
| Barrington, Tom (RB)—Ohio State..... | 1967-70 |
| Baumgartner, Steve (DE) Purdue..... | 1973-76 |
| Beasley, John (TE)—U. of Calif..... | 1973-74 |
| Bell, Carlos (TE)—Houston..... | 1971 |

| | |
|--|---------|
| Benjamin, Guy (QB)—Stanford..... | 1980 |
| Blanchard, Tom (P) Oregon..... | 1974-78 |
| Boeke, Jim (T)—Heidelberg..... | 1968 |
| Bosarge, Wade (DB)—Tulsa..... | 1977 |
| Boyd, Greg (S)—Arizona..... | 1974 |
| Boykin, Greg (RB)—Northwestern..... | 1977 |
| Brewer, Johnny (LB)—Ole Miss..... | 1968-70 |
| Brown, Bob (TE)—Alcorn, A&M..... | 1972-73 |
| Brown, Charlie (RB)—Missouri..... | 1967-68 |
| Brown, Ray (SS)—West Texas St..... | 1978-80 |
| Burchfield, Don (TE)—Ball State..... | 1971 |
| Burke, Vern (TE)—Oregon State..... | 1967 |
| Burkett, Jackie (LB)—Auburn..... | 1967-70 |
| Burns, Ed (QB)—Nebraska..... | 1978-80 |
| Burns, Bo (S)—Houston..... | 1967-69 |
| Burrough, Ken (WR)—Texas Southern..... | 1970 |
| Burton, Larry (WR)—Purdue..... | 1975-77 |
| Butler, Bill (RB)—Kansas State..... | 1972-74 |
| Butler, Skip (K)—Texas-Arlington..... | 1971 |

C

| | |
|--|---------|
| Carr, Tom (DE)—Morgan State..... | 1968 |
| Campbell, Joe (DE)—Maryland..... | 1977-80 |
| Cassady, Craig (DB)—Ohio St..... | 1976-77 |
| Caster, Rich (TE)—Jackson St..... | 1981 |
| Chambers, Rusty (LB)—Tulane..... | 1976 |
| Chandler, Wes (WR)—Florida..... | 1978-81 |
| Chapman, Clarence (CB)—East. Mich..... | 1976-80 |
| Chapman, Gil (WR)—Michigan..... | 1975 |
| Childs, Henry (TE)—Kansas..... | 1974-80 |
| Cipa, Larry (QB)—Michigan..... | 1974-75 |
| Cody, Bill (LB)—Auburn..... | 1967-70 |
| Colchico, Dan (DE)—San Jose State..... | 1969 |
| Coleman, Don (LB)—Michigan..... | 1974-75 |
| Collins, Larry (RB)—Texas A&I..... | 1980 |
| Colman, Wayne (LB)—Temple..... | 1969-76 |
| Coombs, Larry (C)—Idaho..... | 1980 |
| Cordileone, Lou (DT)—Clemson..... | 1967-68 |
| Cordill, Ollie (P)—Memphis State..... | 1969 |
| Cortez, Bruce (CB)—Parsons..... | 1967 |
| Crangle, Mike (DE)—Tennessee-Martin..... | 1972 |
| Creech, Bob (LB)—TCU..... | 1973 |
| Crist, Chuck (S)—Penn St..... | 1975-77 |
| Croom, Sylvester (C)—Alabama..... | 1975 |
| Crosby, Ron (LB)—Penn St..... | 1978 |
| Cunningham, Carl (LB)—Houston..... | 1971 |
| Cuzzo, Gary (QB)—Virginia..... | 1967 |

D

| | |
|---|------------------|
| Dalton, Oakley (DT)..... | 1977 |
| Davis, Bob (QB)—Virginia..... | 1973 |
| Davis, Dave (WR)—Tenn. St..... | 1974 |
| Davis, Dick (RB)—Nebraska..... | 1970 |
| Davis, Norman (G)—Grambling..... | 1969 |
| Davis, Ted (LB)—Georgia Tech..... | 1967-69 |
| DeGrenier, Jack (RB)—Texas-Arlington..... | 1974 |
| Dempsey, Tom (K)—Palomar Jr. Col..... | 1969-70 |
| Didion, John (LB-C)—Oregon St..... | 1971-74 |
| Dobler, Conrad (G)—Wyoming..... | 1978-79 |
| Dodd, Al (WR)—Northwestern La..... | 1969-71 |
| Dorris, Andy (DE)—New Mexico St..... | 1973-76 |
| Douglas, John (CB)—Texas Southern..... | 1967-68 |
| Douglass, Bobby (QB)—Kansas..... | 1976-77 |
| Dunbar, Jubilee (WR)—Southern U..... | 1973 |
| Durkee, Charlie (K)—Okla. St..... | 1967-68, 1971-72 |
| Dusenberry, Bill (RB)—J. C. Smith..... | 1970 |

E

| | |
|--------------------------------------|---------|
| Emanuel, Frank (LB)—Tennessee..... | 1970 |
| Estes, Lawrence (DE)—Alcorn A&M..... | 1970-71 |

F

Fagan, Julian (P)—Ole Miss. 1970-72
 Farasopolos, Chris (S)—Brigham-Young 1974
 Farber, Hap (LB)—Ole Miss 1970
 Federspiel, Joe (LB)—Kentucky 1972-80
 Feller, Happy (K)—Texas 1972-73
 Felton, Eric (CB)—Texas Tech 1978-80
 Ferguson, Paul (T)—Georgia 1973-74
 Ferguson, Jim (LB)—USC 1968
 Fichtner, Ross (S)—Purdue 1968
 Fifer, Bill (G)—West Texas State 1978
 Fink, Mike (CB)—Missouri 1973
 Finnie, Roger (T)—Florida A&M 1978
 Ford, James (RB)—Texas Southern 1971-72
 Fraser, Jim (P)—Wisconsin 1968
 Fuller, Johnny (S)—Lamar 1973-75
 Fultz, Mike (DT)—Nebraska 1977-80

G

Galbreath, Tony (RB)—Missouri 1977-80
 Garrett, Len (TE)—New Mex. Highlands 1973-75
 Garcia, Jim (DE)—Purdue 1967
 Gibbs, Donnie (P)—T.C.U. 1974
 Gilliam, John (WR)—S. Carolina St. 1967-68, 1977
 Granger, Hoyle (RB)—Miss. State 1971
 Gray, David (DB)—East Los Angeles 1979
 Green, Arthur (RB)—Albany State 1972
 Green, Sammy (LB)—Florida 1980
 Gresham, Bob (RB)—West Virginia 1971-72
 Gros, Earl (RB)—LSU 1970
 Gross, Lee (C)—Auburn 1975-77
 Gwinn, Ross (G)—Northwestern La. 1968

H

Hall, Tom (WR)—Minnesota 1967
 Hall, Willie (LB)—USC 1972-73
 Hamilton, Andy (WR)—LSU 1975
 Hargett, Ed (QB)—Texas, A&M 1969-72
 Harris, Bill (RB)—Colorado 1971
 Hart, Ben (S)—Oklahoma 1967
 Hart, Jeff (T)—Oregon St. 1976
 Hart, Tommy (DE)—Morris Brown 1979-80
 Harvey, George (G)—Kansas 1967
 Havriak, Sam (WR)—Bucknell 1974
 Hayes, Billie (CB)—San Diego St. 1972
 Hazelton, Major (DB)—Florida A&M 1970
 Heidel, Jimmy (S)—Ole Miss 1967
 Herrmann, Don (WR)—Waynesburg St. 1975-77
 Hester, Jim (TE)—North Dakota 1967-69
 Hester, Ray (LB)—Tulane 1971-72
 Hines, Glen Ray (T)—Arkansas 1971-72
 Holden, Sam (T)—Grambling 1971
 Hollas, Hugo (S)—Rice 1970-72
 Holloway, Stan (LB)—California 1980
 Howard, Gene (CB)—Langston 1968-70
 Howell, Delles (CB)—Grambling 1970-72
 Huard, John (LB)—Maine 1971
 Hubbard, Dave (T)—BYU 1977
 Hughes, Pat (LB)—Boston U. 1977-79
 Hunt, Kevin (T)—Doane 1978
 Hyatt, Fred (WR)—Auburn 1973

J

Jackson, Ernie (CB)—Duke 1972-77
 Jacobs, Harry (LB)—Bradley 1970
 Johnson, Bennie (CB)—J. C. Smith 1976
 Johnson, Carl (G)—Nebraska 1972-73
 Jones, Andrew (RB)—Washington St. 1975
 Jones, Jerry (T)—Bowling Green 1967-69
 Jones, Kim (FB)—Colorado St. 1977-79
 Jordan, Jimmy (RB)—Florida 1967
 Jurich, Tom (K)—No. Arizona 1978

K

Kearney, Jim (S)—Prairie View 1976
 Kelley, Les (RB)—Alabama 1967-69
 Kelly, Mike (TE)—Davidson 1973
 Kilmer, Billy (QB)—UCLA 1967-70
 Kimbrough, Elbert (S)—Northwestern 1968
 Kingrea, Rick (LB)—Tulane 1973-77
 Knowles, David (T)—Indiana 1977
 Kopay, Dave (LB)—Washington 1971
 Kramer, Kent (TE)—Minnesota 1967
 Kupp, Jake (G)—Washington 1967-75
 Kuziel, Bob (C)—Pittsburgh 1972

L

LaGrande, Morris (RB)—Tampa 1975
 LaPorta, Phil (T)—Penn State 1974-75
 Lawson, Odell (RB)—Langston 1973-74
 Lee, Bivian (CB)—Prairie View 1971-75
 Leggett, Earl (DT)—LSU 1967-68
 Lemon, Mike (LB)—Kansas 1975
 Lewis, Gary (RB)—Arizona State 1970
 Leyboldt, John (K)—None 1978
 Linden, Errol (T)—Houston 1969-70
 Linhart, Toni (K)—Austria Tech. 1972
 Livingston, Andy (RB)—Phoenix, J.C. 1969-70
 Logan, Obert (S)—Trinity 1967
 Long, Dave (DE)—Iowa 1969-72
 Looney, Joe Don (RB)—Oklahoma 1969
 Lorick, Tony (RB)—Arizona State 1968-69
 Lyons, Dick (S)—Kentucky 1970

Mc

McCall, Don (RB)—USC 1967-68, 1970
 McClard, Bill (K)—Arkansas 1973-75
 McCormick, Dave (T)—LSU 1967-68
 McCullough, Earl (WR)—USC 1974
 McGill, Ralph (S)—Tulsa 1978-79
 McNeill, Tom (P)—Stephen F. Austin 1967-69
 McNeill, Rod (RB)—USC 1974-75
 McQuay, Leon (RB)—Tampa 1976

M

Marsalis, Jim (S)—Tennessee St. 1977
 Marshall, James (DB)—Jackson State 1980
 Martin, D'Artagnan (CB)—Kentucky St. 1971-72
 Maurer, Andy (G)—Oregon 1974
 Maxson, Alvin (RB)—SMU 1974-76
 Merlo, Jim (LB)—Stanford 1973-79
 Meseroll, Mark (T)—Florida St. 1978
 Middleton, Rick (LB)—Ohio State 1974-76
 Mike-Mayer, Steve (K)—Maryland 1978
 Minor, Lincoln (RB)—New Mexico State 1973
 Montgomery, Marv (T)—USC 1976-77
 Mooers, Doug (DE)—Whittier 1971-72
 Moore, Jerry (S)—Arkansas 1973-74
 Moore, Reynaud (CB)—UCLA 1971
 Mooring, John (T)—Tampa 1974
 Morgan, Mike (LB)—LSU 1969-70
 Morrison, Don (T)—Texas-Arlington 1971-77
 Muncie, Chuck (RB)—California 1976-80

N

Neal, Richard (DE)—Southern 1969-72, 78
 Nevett, Elijah (CB)—Clark 1967-70
 Newland, Bob (WR)—Oregon 1971-74
 Newsome, Billy (DE)—Grambling 1973-74
 Niowski, Jim (QB)—Michigan St. 1969
 Nyval, Vic (RB)—Northwestern, La. 1970

O

Ogden, Ray (WR)—Alabama 1967

O'Neal, Steve (P)—Texas A&M 1973
 Olis, Jim (RB)—Ohio State 1970
 Owens, Artie (WR)—West Virginia 1980
 Owens, Joe (DE)—Alcorn A&M 1971-75

P

Palmer, Dick (LB)—Kentucky 1973
 Parker, Joel (WR)—Florida 1974-77
 Parker, Steve (DE)—Idaho 1980
 Parks, Dave (TE)—Texas Tech 1968-72
 Partridge, Rick (P)—Utah 1979-80
 Phillips, Jess (RB)—Michigan State 1973-74
 Pitts, Elijah (RB)—Philander Smith 1970
 Poage, Ray (TE)—Texas 1967-70
 Pollard, Bob (DE)—Weber St. 1971-77
 Preece, Steve (DB)—Oregon State 1969
 Price, Elex (DT)—Alcorn 1973-80
 Proffit, Joe (RB)—Northeast La. 1973
 Prudhomme, Remi (G-C)—LSU 1971

R

Ramsey, Nate (S)—Indiana 1973
 Ramsey, Steve (QB)—No. Texas State 1970
 Rasley, Rocky (G)—Oregon State 1974
 Ray, Ricky (CB)—Norfolk State 1979-80
 Reaves, Ken (CB)—Norfolk State 1974
 Rebowee, Rusty (LB)—Nicholls State 1978
 Reese, Don (DE)—Jackson State 1978-80
 Rengel, Mike (DT)—Hawaii 1969
 Rice, Floyd (LB)—Alcorn State 1978
 Richey, Mike (T)—N. Carolina 1970
 Riley, Preston (WR)—Memphis State 1973
 Rissmiller, Ray (T)—Georgia 1967
 Roberts, Walt (WR)—San Jose St. 1967
 Robinson, Craig (T)—Houston 1972-73
 Robinson, Virgil (RB)—Grambling 1971
 Rogers, Steve (RB)—LSU 1975
 Rose, George (CB)—Auburn 1967
 Roussel, Tom (LB)—Southern Miss. 1971-72
 Rowe, Dave (DT)—Penn State 1967-70

S

Sandeman (Bill) (T)—Pacific 1967
 Saul, Bill (LB)—Penn State 1969
 Scarpati, Joe (DB)—N. Carolina State 1970
 Schmidt, Roy (G)—Long Beach State 1967-68
 Schmidt, Terry (CB)—Ball State 1974-75
 Schultz, Randy (RB)—St. Coll. of Iowa 1967-68
 Schumacher Kurt (G)—Ohio State 1975-77
 Schwartz, Don (SS)—Washington St. 1978-80
 Schweda, Brian (DE)—Kansas 1967-68
 Seal, Paul (TE)—Michigan 1974-76
 Shaw, Bob (WR)—Winston-Salem 1970
 Shinner, John (G)—Xavier (Ohio) 1969-70
 Shy, Don (RB)—San Diego State 1969
 Simmons, Dave (LB)—Georgia Tech. 1967
 Simmons, Jerry (WR)—Bethune-Cookman 1967
 Smith, Royce (G)—Georgia 1972-73
 South, Ronny (CB)—Arkansas 1968
 Spencer, Maurice (CB)—N. Carolina 1974-78
 Stevens, Howard (RB)—Louisville 1973-74
 Stewart, Jimmy (SS)—Tulsa 1977
 Stickles, Monty (TE)—Notre Dame 1968

Stieve, Terry (G)—Wisconsin 1976-77
 Stincic, Tom (LB)—Michigan 1972
 Stonebreaker, Steve (LB)—Detroit 1967-68
 Strachan, Mike (RB)—Iowa St. 1975-80
 Strand, Eli (G)—Iowa State 1967
 Strong, Jim (RB)—Houston 1971-72
 Sturm, Jerry (T-C)—Illinois 1967-70
 Sutherland, Doug (G)—Wisconsin St. 1970
 Sweetan, Karl (QB)—Wake Forest 1968
 Swinney, Clovis (DT)—Arkansas State 1970
 Szaro, Rich (K)—Harvard 1975-78
 Szymakowski, Dave (WR)—W. Texas St. 1968

T

Talbert, Don (T)—Texas 1969-70
 Taylor, Jim (RB)—LSU 1967
 Taylor, Mike (T)—USC 1969-70
 Thaxton, James (TE)—Tennessee State 1976-77
 Thomas, Charlie (KR)—Tennessee St. 1975
 Thomas, Speedy (WR)—Utah 1973-74
 Thompson, Bobby (S)—Arizona 1969
 Thompson, Dave (T)—Clemson 1974-75
 Tillemann, Mike (DT)—Montana 1967-70
 Townes, Willie (DE)—Tulsa 1970

V

Vanderbundt, Skip (LB)—Oregon State 1978
 Vandersea, Phil (LB)—Massachusetts 1967
 Van Wagner, Jim (FB)—Michigan Tech. 1978

W

Walker, Mike (DE)—Tulane 1971
 Ward, Carl (S)—Michigan 1969
 Washington, Dave (LB)—Alcorn State 1980
 Watson, John (T)—Oklahoma 1977-79
 Watson, Mike (T)—Miami (O) 1977
 Weatherspoon, Cephus (WR)—Fl. Lewis (Col.) 1972
 Welch, Claxton (RB)—Oregon 1970
 Wendryhoski, Joe (C)—Illinois 1967-68
 Westbrook, Greg (LB)—Colorado 1975-77
 Wheelwright, Ernie (RB)—So. Illinois 1967-70
 Whitaker, Creston (WR)—N. Texas St. 1972
 Whitsell, Dave (S)—Indiana 1967-69
 Whittingham, Fred (LB)—Cal. Poly 1967-68
 Wicker, Tom (G)—Washington St. 1975-76
 Wicks, Bob (WR)—Utah State 1974
 Williams, Brooks (TE)—N. Carolina 1978-81
 Williams, Del (G)—Florida State 1967-73
 Williams, Richard (WR)—Abilene Christian 1974
 Willis, Len (WR)—Ohio State 1977
 Winans, Jeff (DT)—USC 1970
 Winslow, Doug (WR)—Drake 1973
 Wood, Gary (QB)—Cornell 1967
 Woods, Robert (T)—Tenn. St. 1977-80
 Woodson, Marv (S)—Indiana 1969
 Wyatt, Doug (S)—Tulsa 1970-72

Y

Yepremian, Garo (K)—None 1979
 Youngblood, George (S)—L.A. State 1967-68

Z

Zanders, Emanuel (G)—Jackson State 1974-80

Saints Leaders by Years

RUSHING

| | Att. | Yds. | Avg. | Long | TD |
|----------------------|------|------|------|------|----|
| 1967—Jim Taylor | 130 | 390 | 3.0 | 16 | 2 |
| 1968—Don McCall | 155 | 637 | 4.1 | 48 | 4 |
| 1969—Andy Livingston | 181 | 761 | 4.2 | 18 | 5 |
| 1970—Tony Baker | 82 | 337 | 4.1 | 27 | 1 |
| 1971—Jim Strong | 95 | 404 | 4.3 | 39 | 3 |
| 1972—Bob Gresham | 120 | 381 | 3.2 | 23 | 3 |
| 1973—Jess Phillips | 198 | 663 | 3.3 | 20 | 0 |
| 1974—Alvin Maxson | 165 | 714 | 4.3 | 66 | 2 |
| 1975—Mike Strachan | 161 | 668 | 4.1 | 21 | 2 |
| 1976—Chuck Muncie | 148 | 652 | 4.4 | 51 | 2 |
| 1977—Chuck Muncie | 201 | 811 | 4.0 | 36 | 6 |
| 1978—Tony Galbreath | 186 | 635 | 3.4 | 20 | 5 |
| 1979—Chuck Muncie | 238 | 1198 | 5.0 | 69 | 11 |
| 1980—Jimmy Rogers | 80 | 366 | 4.6 | 24 | 1 |
| 1981—George Rogers | 378 | 1674 | 4.4 | 79 | 13 |

LONGEST RUNS

| | |
|------|--|
| 1967 | Don McCall, 48t at Washington, 12-17 |
| 1968 | Don McCall, 48 vs. Washington, 9-22 |
| 1969 | Tony Baker, 54 at St. Louis, 11-2 |
| 1970 | Tony Baker, 27 at St. Louis, 10-11 |
| 1971 | Jim Strong, 39 at San Francisco, 11-14 |
| 1972 | Bill Butler, 27 at Atlanta, 11-12 |
| 1973 | Archie Manning, 23 at Los Angeles, 11-11 |
| 1974 | Alvin Maxson, 66 vs. St. Louis, 12-8 |
| 1975 | Steve Rogers, 22 vs. Chicago, 12-21 |
| 1976 | Tony Galbreath, 74 at Kansas City, 9-26 |
| 1977 | Chuck Muncie, 36 vs. Los Angeles, 10-30 |
| 1978 | Chuck Muncie, 28 at Atlanta, 11-26 |
| 1979 | Chuck Muncie, 69 vs. Atlanta, 9-2 |
| 1980 | Tony Galbreath, 26 at Los Angeles, 11-2 |
| 1981 | George Rogers, 79 at Cleveland, 10-18-81 |

PASSING

| | Att. | Comp. | Yards | Pct. | Long | Int | TD |
|------|----------------|-------|-------|------|------|-----|----|
| 1967 | Gary Cuozzo | 260 | 134 | 51.5 | 49 | 12 | 7 |
| 1968 | Billy Kilmer | 315 | 167 | 53.0 | 51 | 17 | 15 |
| 1969 | Billy Kilmer | 360 | 193 | 53.6 | 52 | 17 | 20 |
| 1970 | Billy Kilmer | 237 | 135 | 56.9 | 46 | 17 | 6 |
| 1971 | Ed Hargett | 210 | 96 | 45.7 | 49 | 5 | 6 |
| 1972 | Archie Manning | 448 | 230 | 51.3 | 66t | 21 | 18 |
| 1973 | Archie Manning | 267 | 140 | 52.4 | 65t | 12 | 10 |
| 1974 | Archie Manning | 261 | 134 | 51.3 | 79t | 16 | 6 |
| 1975 | Archie Manning | 338 | 159 | 47.0 | 71t | 17 | 7 |
| 1976 | Bobby Douglass | 212 | 103 | 48.6 | 74 | 8 | 4 |
| 1977 | Archie Manning | 205 | 113 | 55.1 | 59t | 9 | 8 |
| 1978 | Archie Manning | 471 | 291 | 61.8 | 71t | 16 | 17 |
| 1979 | Archie Manning | 420 | 252 | 60.0 | 85 | 20 | 15 |
| 1980 | Archie Manning | 509 | 309 | 60.7 | 56 | 20 | 23 |
| 1981 | Archie Manning | 232 | 134 | 57.8 | 55 | 11 | 5 |

LONGEST COMPLETION

| |
|--|
| 1967—96, Billy Kilmer to Walter Roberts at Philadelphia, 11-19 |
| 1968—51, Billy Kilmer to Jim Hester vs. Pittsburgh, 12-15 |
| 1969—70, Jim Ninowski to Don Shy at Los Angeles, 10-5 |
| 1970—49, Ed Hargett to Bob Shaw at Cincinnati, 11-29 |
| 1971—63, Archie Manning to Danny Abramowicz at Houston, 10-3 |

1972—66t, Archie Manning to Dave Parks at N. Y. Giants, 10-8
 1973—65t, Archie Manning to Jubilee Dunbar at Los Angeles, 11-11
 1974—79t, Archie Manning to Bob Newland vs. Los Angeles, 11-17
 1975—71t, Archie Manning to Larry Burton vs. Atlanta, 11-2
 1976—74, Bobby Douglass to Tinker Owens vs. San Francisco 12-12
 1977—71t, Archie Manning to Larry Hardy at Atlanta, 11-26
 1979—85, Archie Manning to Wes Chandler at San Francisco, 9-23
 1980—56, Archie Manning to Brooks Williams vs. Atlanta, 10-19
 1981—55, Archie Manning to Wayne Wilson at Cleveland, 10-18

RECEIVING

| | No. | Yds. | Avg. | Long | TD |
|-----------------------|-----|------|------|------|----|
| 1967—Danny Abramowicz | 50 | 721 | 14.4 | 80 | 6 |
| 1968—Danny Abramowicz | 54 | 890 | 16.4 | 47 | 7 |
| 1969—Danny Abramowicz | 73 | 1051 | 13.9 | 49 | 7 |
| 1970—Danny Abramowicz | 55 | 906 | 16.5 | 48 | 5 |
| 1971—Danny Abramowicz | 37 | 657 | 17.8 | 63 | 5 |
| 1972—Bob Newland | 47 | 579 | 12.3 | 42t | 2 |
| 1973—John Beasley | 31 | 280 | 9.0 | 22 | 1 |
| 1974—Alvin Maxson | 42 | 294 | 7.0 | 22 | 1 |
| 1975—Alvin Maxson | 41 | 234 | 5.7 | 33 | 0 |
| 1976—Tony Galbreath | 54 | 420 | 7.8 | 35 | 1 |
| 1977—Tony Galbreath | 41 | 265 | 6.5 | 30 | 0 |
| 1978—Tony Galbreath | 74 | 582 | 7.9 | 35 | 2 |
| 1979—Wes Chandler | 65 | 1069 | 16.4 | 85 | 6 |
| 1980—Wes Chandler | 65 | 975 | 15.0 | 50 | 6 |
| 1981—Jack Holmes | 38 | 206 | 5.4 | 19 | 0 |

HIGHEST AVERAGE GAIN (Per Reception)

| |
|---|
| 1967—22.6, Walt Roberts (17 for 384, 3 TDs) |
| 1968—17.6, Jim Hester (17 for 300, 2 TDs) |
| 1969—16.2, Al Dodd (37 for 600, 1 TD) |
| 1970—17.3, Al Dodd (28 for 484, 1 TD) |
| 17.2, Dave Parks (26 for 447.2 TDs) |
| 1971—19.9, Al Dodd (15 for 298, 0 TDs) |
| 1972—17.6, Danny Abramowicz (38 for 668, 7 TDs) |
| 1973—19.4 Jubilee Dunbar (23 for 447, 4 TDs) |
| 1974—18.1 Bob Newland (27 for 490, 2 TDs) |
| 1975—19.1 Larry Burton (16 for 305, 2 TDs) |
| 1976—20.1, Tinker Owens (12 for 241, 1 TDs) |
| 1977—18.9, Don Herrmann (31 for 586, 0 TD) |
| 1978—16.4, Henry Childs (53 for 869, 4 TDs) |
| 1979—16.6, Henry Childs (51 for 846, 5 TDs) |
| 1980—18.7, Ike Harris (37 for 692, 6 TDs) |
| 1981—19.0, Jeff Groth (20 for 380, 1 TD) |

Interceptions

| | No. | Yds. | Avg. | Long | TD |
|--------------------|-----|------|------|------|----|
| 1967—Dave Whitsell | 10 | 178 | 17.8 | 41 | 2 |
| 1968—Dave Whitsell | 6 | 50 | 8.3 | 32 | 0 |
| 1969—Elijah Nevett | 3 | 20 | 6.6 | 20 | 0 |
| 1969—Dave Whitsell | 3 | 14 | 4.6 | 11 | 0 |
| 1970—Hugo Hollas | 5 | 79 | 15.8 | 29 | 0 |
| 1971—Delles Howell | 5 | 56 | 11.2 | 25 | 0 |
| 1972—Bivian Lee | 4 | 65 | 16.3 | 32 | 0 |
| 1973—Ernie Jackson | 3 | 40 | 13.3 | 23 | 0 |
| 1973—Tom Myers | 3 | 33 | 11.0 | 20 | 0 |
| 1973—Jim Merlo | 3 | 25 | 8.3 | 16 | 0 |
| 1973—Bivian Lee | 3 | 23 | 7.7 | 12 | 0 |
| 1974—Ernie Jackson | 4 | 53 | 13.3 | 28 | 0 |
| 1974—Terry Schmidt | 4 | 27 | 6.8 | 24 | 1 |

| | | | | | |
|------------------|---|-----|------|----|---|
| 1975—Tom Myers | 5 | 83 | 16.6 | 29 | 0 |
| 1976—Jim Merlo | 4 | 142 | 35.5 | 83 | 2 |
| 1977—Chuck Crist | 4 | 6 | 1.5 | 2 | 0 |
| 1978—Tommy Myers | 6 | 167 | 27.8 | 97 | 1 |
| 1979—Tommy Myers | 7 | 127 | 18.1 | 52 | 1 |
| 1980—Tommy Myers | 5 | 96 | 19.2 | 48 | 0 |
| 1981—Dave Waymer | 4 | 54 | 13.5 | 31 | 0 |

SCORING

| | TD | FG | PAT | Points |
|-----------------------|----|-------|-------|--------|
| 1967—Charlie Durkee | TD | 14-32 | 27-27 | 69 |
| 1968—Charlie Durkee | — | 19-37 | 27-27 | 84 |
| 1969—Tom Dempsey | — | 22-41 | 33-35 | 99 |
| 1970—Tom Dempsey | — | 18-34 | 16-17 | 70 |
| 1971—Charlie Durkee | — | 16-23 | 24-25 | 72 |
| 1972—Danny Abramowicz | 7 | — | — | 42 |
| 1973—Bill McClard | — | 13-24 | 9-9 | 48 |
| 1974—Bill McClard | — | 9-16 | 19-20 | 46 |
| 1975—Rich Szaro | — | 10-16 | 16-17 | 46 |
| 1976—Rich Szaro | — | 18-23 | 25-29 | 79 |
| 1977—Henry Childs | 9 | — | — | 54 |
| 1978—Tony Galbreath | 7 | — | — | 42 |
| Chuck Muncie | 7 | — | — | 42 |
| 1979—Garro Yepremian | — | 12-16 | 39-40 | 75 |
| 1980—Benny Ricardo | — | 10-17 | 31-34 | 61 |
| 1981—George Rogers | 13 | — | — | 78 |

PUNTING

| | No. | Yds. | Avg. | Long |
|-----------------------|-----|------|------|------|
| 1967—Tom McNeill | 74 | 3174 | 42.9 | 66 |
| 1968—Tom McNeill | 49 | 2009 | 41.0 | 58 |
| 1969—Ollie Cordill | 42 | 1719 | 40.9 | 58 |
| 1970—Julian Fagan | 77 | 3269 | 42.5 | 64 |
| 1971—Julian Fagan | 77 | 3188 | 41.4 | 64 |
| 1972—Julian Fagan | 71 | 2899 | 40.8 | 71 |
| 1973—Steve O'Neal | 61 | 3375 | 41.7 | 71 |
| 1974—Tom Blanchard | 88 | 3704 | 42.1 | 71 |
| 1975—Tom Blanchard | 92 | 3776 | 41.0 | 61 |
| 1976—Tom Blanchard | 101 | 3974 | 39.3 | 63 |
| 1977—Tom Blanchard | 82 | 3474 | 42.4 | 66 |
| 1978—Tom Blanchard | 84 | 3532 | 42.0 | 61 |
| 1979—Rick Partridge | 57 | 2330 | 40.9 | 61 |
| 1980—Russell Erxleben | 89 | 3499 | 39.2 | 57 |
| 1981—Russell Erxleben | 66 | 2672 | 40.5 | 60 |

PUNT RETURNS

| | No. | Yds. | Avg. | Long | TD |
|---------------------|-----|------|------|------|----|
| 1967—Walter Roberts | 11 | 50 | 4.5 | 11 | 0 |
| 1968—John Gilliam | 15 | 60 | 4.0 | 21 | 0 |
| 1969—Al Dodd | 15 | 106 | 7.1 | 21 | 0 |
| 1970—Al Dodd | 14 | 129 | 9.2 | 41 | 0 |
| 1971—Al Dodd | 13 | 88 | 6.8 | 14 | 0 |
| 1972—Tom Myers | 9 | 43 | 4.8 | 10 | 0 |
| 1973—Howard Stevens | 17 | 171 | 10.1 | 37 | 0 |
| 1974—Howard Stevens | 37 | 376 | 10.2 | 40 | 0 |
| 1975—Gil Chapman | 17 | 207 | 12.2 | 42 | 0 |
| 1976—Pete Athas | 35 | 332 | 9.5 | 67 | 0 |
| 1977—Rich Mauti | 38 | 281 | 7.4 | 33 | 0 |
| 1978—Wes Chandler | 34 | 233 | 6.9 | 32 | 0 |
| 1979—Rich Mauti | 27 | 218 | 8.1 | 23 | 0 |
| 1980—Rich Mauti | 11 | 111 | 10.1 | 18 | 0 |
| 1981—Jeff Groth | 37 | 436 | 11.8 | 36 | 0 |

KICKOFF RETURNS

| | No. | Yds. | Avg. | Long | TD |
|-----------------------|-----|------|------|------|----|
| 1967—Walter Roberts | 28 | 737 | 26.3 | 91 | 1 |
| 1968—Gene Howard | 23 | 533 | 23.2 | 36 | 0 |
| 1969—Don Shy | 16 | 447 | 27.9 | 57 | 0 |
| 1970—Al Dodd | 15 | 319 | 21.3 | 32 | 0 |
| 1971—Virgil Robinson | 19 | 443 | 23.3 | 51 | 0 |
| 1972—Margene Adkins | 43 | 1020 | 23.7 | 61 | 0 |
| 1973—Howard Stevens | 26 | 590 | 2.7 | 48 | 0 |
| 1974—Howard Stevens | 33 | 749 | 22.7 | 41 | 0 |
| 1975—Gil Chapman | 28 | 614 | 21.9 | 36 | 0 |
| 1976—Tony Chapman | 20 | 399 | 19.9 | 32 | 0 |
| 1977—Clarence Chapman | 15 | 385 | 25.7 | 92 | 1 |
| 1978—Wes Chandler | 32 | 760 | 23.8 | 38 | 0 |
| 1979—Rich Mauti | 36 | 801 | 22.2 | 39 | 0 |
| 1980—Jimmy Rogers | 41 | 930 | 22.9 | 88 | 0 |
| 1981—Wayne Wilson | 31 | 722 | 23.3 | 57 | 0 |



HEISMAN TROPHY WINNERS

| | |
|--|--------------------------------------|
| 1981—Marcus Allen, Southern Cal, HB | 1957—John David Crow, Texas A&M, HB |
| 1980—George Rogers, South Carolina, HB | 1956—Paul Hornung, Notre Dame, QB |
| 1979—Charles White, Southern Cal, HB | 1955—Howard Cassidy, Ohio State, HB |
| 1978—Billy Sims, Oklahoma, HB | 1954—Alan Ameche, Wisconsin, FB |
| 1977—Earl Campbell, Texas, HB | 1953—John Lattner, Notre Dame, QB |
| 1976—Tony Dorsett, Pittsburgh, HB | 1952—Billy Vessels, Oklahoma, HB |
| 1975—Archie Griffin, Ohio State, HB | 1951—Dick Kazmaler, Princeton, HB |
| 1974—Archie Griffin, Ohio State, HB | 1950—Vic Janowicz, Ohio State, HB |
| 1973—John Cappelletti, Penn State, HB | 1949—Leon Hart, Notre Dame, E |
| 1972—Johnny Rodgers, Nebraska, WR | 1948—Doak Walker, SMU, HB |
| 1971—Pat Sullivan, Auburn, QB | 1947—John Lujack, Notre Dame, QB |
| 1970—Jim Plunkett, Stanford, QB | 1946—Glenn Davis, Army, HB |
| 1969—Steve Owens, Oklahoma, HB | 1945—Doc Blanchard, Army, FB |
| 1968—O. J. Simpson, Southern Cal., HB | 1944—Les Horvath, Ohio State, QB |
| 1967—Gary Beban, UCLA, QB | 1943—Angelo Bertelli, Notre Dame, QB |
| 1966—Steve Spurrier, Florida, QB | 1942—Frank Sinkwich, Georgia, HB |
| 1965—Mike Garrett, Southern Cal., HB | 1941—Bruce Smith, Minnesota, HB |
| 1964—John Huarte, Notre Dame, QB | 1940—Tom Harmon, Michigan, HB |
| 1963—Roger Staubach, Navy, QB | 1939—Nick Kinnick, Iowa, HB |
| 1962—Terry Baker, Oregon State, QB | 1938—Davey O'Brien, TCU, QB |
| 1961—Ernie Davis, Syracuse, HB | 1937—Clint Frank, Yale, HB |
| 1960—Joe Bellino, Navy, HB | 1936—Larry Kelley, Yale, E |
| 1959—Billy Cannon, Louisiana State, HB | 1935—Jay Berwanger, Chicago, HB |
| 1958—Pete Dawkins, Army, HB | |

Saints All-Time Leaders

| RUSHING | | | | | |
|-----------------------------------|------|-------|------|------|----|
| | Att. | Yds. | Avg. | Long | TD |
| 1. Chuck Muncie (1976-80)..... | 787 | 3,386 | 4.3 | 69 | 28 |
| 2. Tony Galbreath (1976-80)..... | 760 | 2,865 | 3.8 | 74 | 27 |
| 3. Archie Manning (1971-81)..... | 358 | 2,058 | 5.7 | 27 | 18 |
| 4. Mike Strachan (1975-80)..... | 471 | 1,899 | 4.0 | 31 | 14 |
| 5. George Rogers (1981)..... | 378 | 1,674 | 4.4 | 79 | 13 |
| 6. Jess Phillips (1973-74)..... | 372 | 1,219 | 3.3 | 20 | 2 |
| 7. Alvin Maxson (1974-76)..... | 338 | 1,205 | 3.6 | 66 | 6 |
| 8. Tony Baker (1968-71)..... | 249 | 1,106 | 4.4 | 54 | 2 |
| 9. Andy Livingston (1969-70)..... | 191 | 790 | 4.1 | 18 | 5 |
| 10. Don McCall (1967-68, 70)..... | 199 | 786 | 3.9 | 49 | 6 |

| PASSING | | | | | |
|----------------------------------|-------|-------|--------|------|-----|
| | Att. | Comp. | Yds. | Pct. | TD |
| 1. Archie Manning (1971-81)..... | 3,328 | 1,848 | 21,731 | 55.5 | 115 |
| 2. Billy Kilmer (1967-70)..... | 1,116 | 592 | 7,490 | 53.0 | 47 |
| 3. Bobby Scott (1973-81)..... | 500 | 237 | 2,781 | 47.4 | 15 |
| 4. Hargett, Ed (1969-71)..... | 437 | 205 | 2,727 | 46.9 | 11 |
| 5. Gary Cuozzo (1967)..... | 260 | 134 | 1,562 | 51.5 | 7 |

| RECEIVING | | | | |
|------------------------------------|-----|-------|------|------|
| | No. | Yds. | Avg. | Long |
| 1. Danny Abramowicz (1967-73)..... | 309 | 4,875 | 15.7 | 80 |
| 2. Tony Galbreath (1976-80)..... | 284 | 2,221 | 7.8 | 38 |
| 3. Henry Childs (1974-80)..... | 207 | 3,220 | 15.6 | 59 |
| 4. Wes Chandler (1978-81)..... | 182 | 2,801 | 15.4 | 85 |
| 5. Dave Parks (1968-72)..... | 149 | 2,264 | 15.2 | 66 |
| 6. Chuck Muncie (1976-80)..... | 125 | 1,086 | 8.7 | 35 |
| 7. Bob Newland (1971-74)..... | 124 | 1,877 | 15.1 | 79 |
| 8. Ike Harris (1978-81)..... | 104 | 1,710 | 16.4 | 46 |
| 9. Alvin Maxson (1974-76)..... | 90 | 549 | 6.1 | 33 |
| 10. Al Dodd (1969-71)..... | 80 | 1,382 | 17.3 | 52 |

| SCORING | | | | |
|---|----|-----|----|-------|
| | TD | PAT | FG | Total |
| 1. Charlie Durkee (1967-68, 71-72)..... | 0 | 87 | 52 | 243 |
| 2. Danny Abramowicz (1967-73)..... | 37 | — | — | 222 |
| 3. Tony Galbreath (1976-80)..... | 33 | 1 | 2 | 205 |
| 4. Rich Szaro (1975-78)..... | 0 | 79 | 37 | 190 |
| 5. Chuck Muncie (1976-80)..... | 29 | — | — | 174 |
| 6. Tom Dempsey (1969-70)..... | 0 | 49 | 40 | 169 |

| | | | | |
|----------------------------------|----|----|----|-----|
| 7. Henry Childs (1974-80)..... | 27 | — | — | 162 |
| 8. Benny Ricardo (1980-81)..... | 0 | 55 | 23 | 124 |
| 9. Archie Manning (1971-81)..... | 18 | — | — | 108 |
| 10. Bill McClard (1973-75)..... | 0 | 29 | 23 | 98 |

| PUNTING | | | |
|------------------------------------|-----|------|------|
| | No. | Avg. | Long |
| 1. Tom McNeill (1967-69)..... | 130 | 42.3 | 81 |
| 2. Steve O'Neal (1973)..... | 81 | 41.7 | 71 |
| 3. Julian Fagan (1970-72)..... | 225 | 41.6 | 71 |
| 4. Tom Blanchard (1974-78)..... | 447 | 41.3 | 71 |
| 5. Rick Partridge (1979)..... | 57 | 40.9 | 61 |
| 6. Ollie Cordill (1969)..... | 42 | 40.9 | 58 |
| 7. Russell Erxleben (1979-81)..... | 159 | 39.7 | 60 |

| INTERCEPTIONS | | | | |
|---------------------------------|-----|------|------|------|
| | No. | Yds. | Avg. | Long |
| 1. Tom Myers (1972-81)..... | 36 | 621 | 17.3 | 97 |
| 2. Dave Whitsell (1967-69)..... | 19 | 242 | 12.7 | 41 |
| 3. Ernie Jackson (1972-77)..... | 15 | 187 | 12.5 | 46 |
| 4. Hugo Hollas (1970-72)..... | 11 | 149 | 13.5 | 29 |
| 5. Delles Howell (1970-72)..... | 9 | 154 | 17.1 | 60 |
| 6. Bivian Lee (1972-75)..... | 9 | 110 | 12.2 | 32 |

| PUNT RETURNS | | | | |
|----------------------------------|-----|------|------|------|
| | No. | Yds. | Avg. | Long |
| 1. Gil Chapman (1975)..... | 17 | 207 | 12.2 | 42 |
| 2. Jeff Groth (1981)..... | 37 | 436 | 11.8 | 36 |
| 3. Howard Stevens (1973-74)..... | 54 | 547 | 10.1 | 40 |
| 4. Pete Athas (1976)..... | 35 | 332 | 9.5 | 40 |
| 5. Rich Mauti (1977-81)..... | 75 | 610 | 8.1 | 33 |

| KICKOFF RETURNS | | | | |
|------------------------------------|-----|-------|------|------|
| | No. | Yds. | Avg. | Long |
| 1. Walt Roberts (1967)..... | 28 | 737 | 26.3 | 91 |
| 2. John Gilliam (1967-68, 77)..... | 31 | 809 | 26.1 | 94 |
| 3. Gene Howard (1968-69)..... | 32 | 760 | 23.8 | 86 |
| 4. Margene Adkins (1972)..... | 43 | 1,020 | 23.7 | 61 |
| 5. Rich Mauti (1977-80)..... | 111 | 2,596 | 23.4 | 52 |
| 6. Wes Chandler (1978-81)..... | 39 | 896 | 23.0 | 38 |

| FIELD GOALS | | | |
|---|------|------|------|
| | Att. | Made | Pct. |
| 1. Charlie Durkee (1967-68, 71-72)..... | 101 | 52 | .515 |
| 2. Tom Dempsey (1969-70)..... | 75 | 40 | .533 |
| 3. Rich Szaro (1975-78)..... | 58 | 37 | .638 |
| 4. Benny Ricardo (1980-81)..... | 42 | 23 | .548 |
| 5. Bill McClard (1973-75)..... | 45 | 23 | .511 |
| 6. Garo Yepremian (1979)..... | 16 | 12 | .750 |
| 7. Happy Feller (1972-73)..... | 23 | 10 | .435 |

Saints Big Days

100 YARDS RUSHING

| Yds. | Att. | Player | Opponent | Date |
|------|------|-----------------|---------------|----------|
| 162 | 29 | George Rogers | Los Angeles | 09-13-81 |
| 161 | 22 | Chuck Muncie | Atlanta | 09-02-79 |
| 161 | 24 | George Rogers | Los Angeles | 11-08-81 |
| 148 | 22 | Alvin Maxson | St. Louis | 12-08-74 |
| 146 | 14 | Tony Galbreath | Kansas City | 09-26-76 |
| 142 | 27 | Andy Livingston | Washington | 09-21-68 |
| 142 | 28 | George Rogers | Houston | 11-22-81 |
| 134 | 17 | George Rogers | Philadelphia | 10-11-81 |
| 128 | 21 | Chuck Muncie | Oakland | 12-03-79 |
| 127 | 16 | Don McCall | Washington | 09-22-68 |
| 126 | 25 | Chuck Muncie | Kansas City | 09-26-76 |
| 122 | 18 | George Rogers | Cleveland | 10-18-81 |
| 120 | 23 | George Rogers | Tampa Bay | 11-29-81 |
| 117 | 18 | Chuck Muncie | San Francisco | 11-11-79 |
| 115 | 25 | George Rogers | San Francisco | 09-27-81 |
| 114 | 15 | Jimmy Rogers | Washington | 10-26-80 |
| 113 | 26 | Bob Gresham | Green Bay | 11-28-71 |
| 113 | 31 | George Rogers | Cincinnati | 10-25-81 |
| 110 | 14 | Tony Baker | St. Louis | 11-02-69 |
| 109 | 15 | Chuck Muncie | Los Angeles | 11-28-76 |
| 109 | 27 | Mike Strachan | Atlanta | 11-02-75 |
| 107 | 20 | Chuck Muncie | N. Y. Jets | 12-04-77 |
| 107 | 30 | George Rogers | San Francisco | 12-20-81 |
| 105 | 24 | Mike Strachan | Green Bay | 10-12-75 |
| 102 | 13 | Chuck Muncie | St. Louis | 10-23-77 |
| 100 | 20 | Tony Galbreath | Los Angeles | 10-30-77 |

250 YARDS PASSING

| Yds. | Player | Att. | Comp. | Opponent | Date |
|------|----------------|------|-------|---------------|----------|
| 377 | Archie Manning | 38 | 24 | San Francisco | 12-07-80 |
| 355 | Archie Manning | 28 | 20 | San Francisco | 09-23-79 |
| 345 | Billy Kilmer | 32 | 22 | St. Louis | 11-02-69 |
| 344 | Archie Manning | 32 | 22 | Pittsburgh | 11-05-78 |
| 323 | Archie Manning | 32 | 23 | Atlanta | 10-19-80 |
| 314 | Archie Manning | 40 | 25 | San Francisco | 09-07-80 |
| 314 | Archie Manning | 36 | 25 | Detroit | 10-12-80 |
| 306 | Archie Manning | 40 | 25 | Philadelphia | 11-09-80 |
| 301 | Archie Manning | 39 | 24 | New England | 12-21-80 |
| 295 | Archie Manning | 35 | 20 | Philadelphia | 10-29-72 |
| 292 | Billy Kilmer | 36 | 17 | Pittsburgh | 12-15-68 |
| 291 | Archie Manning | 45 | 28 | Green Bay | 09-09-79 |
| 287 | Archie Manning | 27 | 17 | San Francisco | 10-22-72 |
| 285 | Bobby Scott | 35 | 16 | St. Louis | 10-23-77 |
| 285 | Archie Manning | 34 | 24 | Buffalo | 09-12-80 |
| 284 | Archie Manning | 29 | 14 | Atlanta | 09-02-79 |
| 276 | Billy Kilmer | 37 | 22 | Dallas | 09-28-69 |
| 276 | Archie Manning | 31 | 18 | N.Y. Giants | 10-08-72 |
| 268 | Archie Manning | 27 | 20 | Seattle | 11-18-79 |
| 264 | Archie Manning | 31 | 14 | Atlanta | 11-25-79 |
| 263 | Archie Manning | 48 | 24 | Los Angeles | 11-02-80 |
| 262 | Billy Kilmer | 24 | 14 | Washington | 12-17-67 |
| 261 | Billy Kilmer | 22 | 15 | San Francisco | 12-13-70 |

100 YARDS RECEIVING

| Yds. | No. | Player | Opponent | Date |
|------|-----|------------------|------------|----------|
| 205 | 6 | Wes Chandler | Atlanta | 09-02-79 |
| 165 | 8 | Danny Abramowicz | Cincinnati | 11-29-70 |
| 159 | 4 | Larry Burton | Atlanta | 11-02-75 |
| 156 | 12 | Danny Abramowicz | Pittsburgh | 10-29-67 |
| 145 | 7 | Al Dodd | St. Louis | 11-02-69 |

| | | | | |
|-----|----|------------------|---------------|----------|
| 144 | 7 | Danny Abramowicz | Washington | 12-17-67 |
| 144 | 8 | Henry Childs | San Francisco | 12-07-80 |
| 140 | 7 | Danny Abramowicz | San Francisco | 12-13-70 |
| 140 | 8 | Wes Chandler | Atlanta | 10-19-80 |
| 139 | 9 | Wes Chandler | Philadelphia | 11-09-80 |
| 129 | 8 | Danny Abramowicz | Pittsburgh | 12-21-69 |
| 127 | 12 | John Beasley | San Diego | 11-18-72 |
| 127 | 4 | Wes Chandler | San Francisco | 09-23-79 |
| 122 | 14 | Tony Galbreath | Green Bay | 09-10-78 |
| 121 | 6 | Henry Childs | Seattle | 11-18-79 |
| 120 | 4 | Dave Parks | N. Y. Giants | 10-08-72 |
| 119 | 4 | Ike Harris | Philadelphia | 11-09-80 |
| 117 | 7 | Wes Chandler | Atlanta | 11-12-78 |
| 117 | 3 | Henry Childs | Atlanta | 11-25-79 |
| 117 | 8 | Wes Chandler | Atlanta | 09-06-81 |
| 115 | 4 | Paul Seal | Philadelphia | 10-27-74 |
| 115 | 9 | Danny Abramowicz | Baltimore | 10-19-69 |
| 114 | 7 | Dave Parks | St. Louis | 10-11-70 |
| 113 | 5 | Danny Abramowicz | San Francisco | 11-23-69 |
| 112 | 7 | Henry Childs | Green Bay | 09-09-79 |
| 110 | 5 | Danny Abramowicz | San Francisco | 09-26-71 |
| 110 | 5 | Dave Parks | San Francisco | 10-22-72 |
| 109 | 2 | Walt Roberts | Philadelphia | 11-19-67 |
| 106 | 7 | Tony Galbreath | Oakland | 12-03-79 |
| 106 | 6 | Wes Chandler | Detroit | 10-12-80 |
| 105 | 9 | Danny Abramowicz | Atlanta | 12-07-69 |
| 103 | 6 | Dave Parks | Pittsburgh | 12-15-68 |
| 103 | 6 | Wes Chandler | San Francisco | 12-03-78 |
| 103 | 6 | Wes Chandler | Atlanta | 11-25-79 |
| 103 | 6 | Larry Hardy | San Francisco | 09-07-80 |
| 101 | 8 | Danny Abramowicz | N.Y. Giants | 10-06-68 |
| 100 | 3 | Henry Childs | Atlanta | 11-26-78 |

SAINTS 'CONSECUTIVE' RECORDS

INDIVIDUAL

| | |
|--|---|
| Games Played: | |
| 103 | Joe Federspiel (1973-80) |
| 83 | Dan Abramowicz (1967-73) |
| Games, Scoring Points: | |
| 41 | Charlie Durkee (1967-68, 1971, last 12 games; 1972, first game) |
| Games, Scoring Touchdown: | |
| 4 | Chuck Muncie (1979, 11th to 14th game) |
| Games, Scoring Field Goal: | |
| 12 | Tom Dempsey (1969, 1st to 12th game) |
| Games, Rushing Touchdown: | |
| 4 | Chuck Muncie (1979, 11th to 14th game) |
| Games, Rushing for One Hundred Yards or More: | |
| 3 | George Rogers, 1981 (6th, 7th, & 8th games) |
| Games, Passing Touchdown: | |
| 12 | Archie Manning (1978, last 4 games; 1979, 1st to 9th game) |
| Games, None Intercepted: | |
| 3 | Billy Kilmer (1969); Archie Manning (1971, 1973, 1978, 1979) |
| Passes, Completed: | |
| 15 | Archie Manning (1979, 7th & 8th games) |
| Games, Pass Reception: | |
| 79 | Dan Abramowicz (1967-73) |
| Points, After Touchdown: | |
| 66 | Charlie Durkee (1967-68, 1971) |
| Field Goals Made: | |
| 11 | Rich Szaro (1976) |

TEAM

| | |
|--------------------------------|--------------------|
| Wins, Regular Season: | |
| 3 | (1969, 1978, 1979) |
| Wins, Preseason: | |
| 5 | (1967) |
| Losses, Regular Season: | |
| 14 | (1980) |

Saints Attendance

| Year | COMBINED | | HOME | | ROAD | |
|------|----------|--------|---------|--------|---------|--------|
| | Total | Avg. | Total | Avg. | Total | Avg. |
| 1967 | 890,405 | 63,600 | 528,242 | 75,463 | 362,163 | 51,738 |
| 1968 | 884,123 | 63,151 | 519,426 | 74,203 | 374,697 | 53,528 |
| 1969 | 921,972 | 65,855 | 521,133 | 74,447 | 400,839 | 57,262 |
| 1970 | 843,342 | 60,238 | 483,234 | 69,033 | 360,108 | 51,444 |
| 1971 | 932,267 | 66,590 | 550,578 | 78,654 | 381,589 | 54,512 |
| 1972 | 880,545 | 62,896 | 467,686 | 66,812 | 421,859 | 60,266 |
| 1973 | 839,914 | 59,993 | 451,566 | 64,509 | 388,348 | 55,478 |
| 1974 | 829,873 | 59,277 | 452,236 | 64,605 | 377,637 | 53,948 |
| 1975 | 767,274 | 56,805 | 396,439 | 56,634 | 370,935 | 52,990 |
| 1976 | 714,135 | 51,010 | 359,631 | 51,376 | 354,504 | 50,643 |
| 1977 | 665,989 | 47,570 | 334,502 | 47,786 | 321,487 | 45,927 |
| 1978 | 850,418 | 53,151 | 457,607 | 57,201 | 392,811 | 49,101 |
| 1979 | 939,148 | 58,697 | 495,260 | 61,907 | 443,915 | 55,489 |
| 1980 | 808,612 | 50,538 | 385,815 | 48,227 | 422,797 | 52,850 |
| 1981 | 891,207 | 55,700 | 440,708 | 55,089 | 450,499 | 55,700 |

LARGEST HOME CROWD TULANE STADIUM

| | | | |
|------|--------|-----|--------------------------------|
| 1967 | 83,437 | vs. | Dallas, 11-12 (Lost—10-27) |
| | | vs. | Atlanta, 11-26 (Won—27-24) |
| 1968 | 84,728 | vs. | Dallas, 11-3 (Lost—3-17) |
| 1969 | 80,636 | vs. | Baltimore, 10-19 (Lost—10-30) |
| 1970 | 77,861 | vs. | Los Angeles, 11-1 (Lost—17-30) |
| 1971 | 83,130 | vs. | Minnesota, 11-21 (Lost—10-23) |
| 1972 | 70,793 | vs. | Kansas City, 9-25 (Lost—17-20) |
| 1973 | 74,770 | vs. | Buffalo, 11-4 (Won—13-0) |
| 1974 | 74,289 | vs. | Miami, 11-10 (Lost—0-21) |

SUPERDOME

| | | | |
|------|--------|-----|--------------------------------|
| 1975 | 61,497 | vs. | Minnesota, 11-16 (Lost—7-20) |
| 1976 | 61,413 | vs. | Dallas, 9-19 (Lost—6-24) |
| 1977 | 59,023 | vs. | Los Angeles, 10-30 (Won—27-26) |
| 1978 | 70,323 | vs. | Atlanta, 11-12 (Lost—17-20) |
| 1979 | 70,940 | vs. | Atlanta, 9-2 (Lost—34-40) (OT) |
| 1980 | 62,651 | vs. | Atlanta, 10-19 (Lost—14-41) |
| 1981 | 64,758 | vs. | Pittsburgh, 10-4 (Lost—6-20) |

NOTE: Largest Superdome attendance was 72,434 for first preseason game of 1975 (Houston 13, New Orleans 7). Preseason attendance figures are unofficial.

LARGEST ROAD CROWD

| | | | |
|------|--------|-----|---------------------------------|
| 1967 | 62,670 | vs. | New York, 10-8 (Lost—21-27) |
| 1968 | 71,025 | vs. | Cleveland, 11-10 (Lost—17-35) |
| 1969 | 68,282 | vs. | Dallas, 11-9 (Lost—17-33) |
| 1970 | 66,410 | vs. | Los Angeles, 12-6 (Lost—16-34) |
| 1971 | 73,610 | vs. | Los Angeles, 12-5 (Lost—28-45) |
| 1972 | 66,303 | vs. | Los Angeles, 9-17 (Lost—14-34) |
| 1973 | 70,358 | vs. | Los Angeles, 11-11 (Lost—7-29) |
| 1974 | 64,178 | vs. | Los Angeles, 9-22 (Lost—0-24) |
| 1975 | 60,771 | vs. | Los Angeles, 10-26 (Lost—14-38) |
| 1976 | 61,685 | vs. | Seattle, 11-21 (Won—51-27) |
| 1977 | 53,482 | vs. | Philadelphia, 11-6 (Lost—7-28) |
| 1978 | 57,920 | vs. | Dallas, 11-19 (Lost—7-27) |
| 1979 | 74,482 | vs. | Denver, 11-4 (Lost—3-10) |
| 1980 | 78,147 | vs. | Detroit, 10-12 (Lost—13-24) |
| 1981 | 76,059 | vs. | Cleveland, 10-18 (Lost—17-20) |

Saints Individual Records

SCORING

MOST POINTS

| | | | |
|----------|---|-----|--|
| Lifetime | — | 243 | Charlie Durkee, 1967-68, 1971-72 (52 FG's, 87 PAT's) |
| Season | — | 99 | Tom Dempsey, 1969 (22 FG's, 33 PAT's) |
| Game | — | 18 | Walt Roberts vs. Philadelphia, 11-5-67 (3 TDs) |
| | | 18 | Dan Abramowicz vs. San Francisco, 9-26-71 (3 TDs) |
| | | 18 | Archie Manning vs. Chicago, 10-02-77 (3 TDs) |
| | | 18 | Chuck Muncie vs. San Francisco, 11-11-79 (3 TDs) |
| | | 18 | George Rogers at Los Angeles, 11-08-81 (3 TDs) |

MOST CONSECUTIVE GAMES SCORING

| | |
|----|--|
| 41 | Charlie Durkee (first game 1967 through 14th game 1968; last 12 games 1971 through first game 1972.) |
|----|--|

MOST TOUCHDOWNS

| | | | |
|----------|---|----|---|
| Lifetime | — | 37 | Dan Abramowicz, 1967-73 |
| Season | — | 13 | George Rogers, 1981 |
| Game | — | 3 | Walt Roberts vs. Philadelphia, 11-15-67 |
| | | 3 | Dan Abramowicz vs. San Francisco, 9-26-71 |
| | | 3 | Archie Manning vs. Chicago, 10-02-77 |
| | | 3 | Chuck Muncie vs. San Francisco, 11-11-79 |
| | | 3 | George Rogers at Los Angeles, 11-08-81 |

MOST FIELD GOALS

| | | | |
|----------|---|----|---|
| Lifetime | — | 52 | Charlie Durkee, 1967-68; 1971-72 (101 Attempts) |
| Season | — | 22 | Tom Dempsey, 1969 (41 Attempts) |
| Game | — | 6 | Garó Yepremian, at Tampa Bay, 10-14-79 (6 Attempts) |

LONGEST FIELD GOAL

| | |
|----|---|
| 63 | Tom Dempsey vs. Detroit, 11-8-70 (NFL Record) |
|----|---|

MOST POINTS AFTER TOUCHDOWN

| | | | |
|----------|---|----|--|
| Lifetime | — | 87 | Charlie Durkee, 1967-68; 1971-72 (88 Attempts) |
| Season | — | 39 | Garó Yepremian, 1979 (40 Attempts) |
| Games | — | 6 | Rich Szaro, at Seattle, 11-21-76 (6 Attempts) |

MOST CONSECUTIVE POINTS AFTER TOUCHDOWN

| | |
|----|-------------------------------|
| 66 | Charlie Durkee, 1967-68, 1971 |
|----|-------------------------------|

MOST FIELD GOAL ATTEMPTS (One Game)

| | |
|---|---|
| 7 | Tom Dempsey vs. Philadelphia, 11-30-69 (Made 4) |
|---|---|

MOST CONSECUTIVE FIELD GOALS

| | |
|----|------------------|
| 11 | Rich Szaro, 1976 |
|----|------------------|

RECEIVING

MOST PASSES CAUGHT

| | | | |
|----------|---|-----|--------------------------------------|
| Lifetime | — | 309 | Dan Abramowicz, 1967-73 |
| Season | — | 74 | Tony Galbreath, 1978 |
| Game | — | 14 | Tony Galbreath at Green Bay, 9-10-78 |

| MOST TOUCHDOWN PASSES CAUGHT | | |
|------------------------------|---|---|
| Lifetime | — | 37 Dan Abramowicz, 1967-73 |
| Season | — | 9 Henry Childs, 1977 |
| Game | — | 3 Dan Abramowicz vs. San Francisco, 9-26-71 |

| MOST YARDS GAINED RECEIVING | | |
|-----------------------------|---|--|
| Lifetime | — | 4,875 Dan Abramowicz, 1967-73 |
| Season | — | 1,069 Wes Chandler, 1979 (65 catches) |
| Game | — | 205 Wes Chandler vs. Atlanta, 9-2-79 (6 catches) |

| LONGEST PASS RECEIVED | | |
|-----------------------|----|---|
| | 96 | Walt Roberts from Billy Kilmer at Philadelphia 11-19-67 |

PUNTING

| MOST PUNTS | | |
|------------|---|--|
| Lifetime | — | 447 Tom Blanchard, 1974-78 (41.3 Avg.) |
| Season | — | 101 Tom Blanchard, 1976 (39.3 Avg.) |
| Game | — | 12 Tom Blanchard vs. Minnesota, 11-16-75 (42.9 Avg.) |

PASSING

| MOST PASSES COMPLETED | | |
|-----------------------|---|--|
| Lifetime | — | 1,848 Archie Manning, 1971-81 (3,328 Attempts) |
| Season | — | 309 Archie Manning, 1980 (509 Attempts) |
| Game | — | 33 Archie Manning at Green Bay, 9-10-78 |

| * MOST PASSES ATTEMPTED | | |
|-------------------------|---|--|
| Lifetime | — | 3,328 Archie Manning, 1971-81 (Completed 1,848) |
| Season | — | 509 Archie Manning, 1980 (Completed 309) |
| Game | — | 53 Archie Manning at Green Bay, 9-10-78 (Completed 33) |

| MOST PASSES HAD INTERCEPTED | | |
|-----------------------------|---|---|
| Lifetime | — | 154 Archie Manning, 1971-81 (3,328 Att., 1,848 Comp.) |
| Season | — | 21 Archie Manning, 1972 (448 Att.) |
| Game | — | 5 Archie Manning vs. Atlanta, 9-16-73 (13 Att.) |
| | 5 | Archie Manning vs. Los Angeles, 10-7-79 (32 Att.) |

| MOST YARDS GAINED PASSING | | |
|---------------------------|---|---|
| Lifetime | — | 21,731 Archie Manning, 1971-81 (3,328 Att., 1,848 Comp.) |
| Season | — | 3,716 Archie Manning, 1980 (509 Att., 309 Comp.) |
| Game | — | 377 Archie Manning at San Francisco, 12-07-80 (38 Att., 24 Comp.) |

| LONGEST TOUCHDOWN PASS | | |
|------------------------|----|---|
| | 80 | Bill Kilmer to Dan Abramowicz at Washington, 12-17-67 |

| LONGEST NON-SCORING PASS | | |
|--------------------------|----|---|
| | 96 | Bill Kilmer to Walt Roberts at Philadelphia, 11-19-67 |

| MOST TOUCHDOWN PASSES | | |
|-----------------------|---|-------------------------------------|
| Lifetime | — | 115 Archie Manning, 1971-81 |
| Season | — | 23 Archie Manning, 1980 |
| Game | — | 6 Bill Kilmer at St. Louis, 11-2-69 |

| BEST PASSING PERCENTAGE | | |
|-------------------------|---|--|
| Lifetime | — | 55.5 Archie Manning, 1971-81, (1,848 Comp., 3,328 Att.) |
| Season | — | 61.8 Archie Manning, 1978 (291 Comp., 471 Att.) |
| Game | — | 78.6 Archie Manning at Tampa Bay, 10-14-79 (11 Comp., 14 Att.) |

| MOST TIMES THROWN ATTEMPTING TO PASS | | |
|--------------------------------------|---|--|
| Game | — | 8 Archie Manning vs. Minnesota, 11-16-75 |

| MOST YARDS LOST ATTEMPTING TO PASS | | |
|------------------------------------|---|---|
| Game | — | 81 Archie Manning vs. San Diego, 10-09-77 |

RUSHING

| MOST ATTEMPTS | | |
|---------------|---|---|
| Lifetime | — | 787 Chuck Muncie, 1976-80, 1976-80 (3,386 yds., 4.3 Avg.) |
| Season | — | 378 George Rogers, 1981 (1,674 yds., 4.4 Avg.) |
| Game | — | 31 George Rogers vs. Cincinnati, 10-11-81 (134 yds. 7.9 Avg.) |
| | | George Rogers vs. Minnesota, 11-15-81 (97 yds. 3.2 Avg.) |

| MOST YARDS GAINED | | |
|-------------------|---|--|
| Lifetime | — | 3,386 Chuck Muncie, 1976-80, (787 Att., 4.3 Avg.) |
| Season | — | 1,674 George Rogers, 1981 (378 Att., 4.4 Avg.) |
| Game | — | 162 George Rogers vs. Los Angeles, 9-13-81 (29 Att., 5.6 Avg.) |

| LONGEST SCORING RUN FROM SCRIMMAGE | | |
|------------------------------------|----|---------------------------------------|
| | 79 | George Rogers vs. Cleveland, 10-18-81 |

| LONGEST NON-SCORING RUN FROM SCRIMMAGE | | |
|--|----|--|
| | 73 | George Rogers vs. Philadelphia, 10-11-81 |

| BEST AVERAGE (100 or more Attempts) | | |
|-------------------------------------|---|---|
| Season | — | 5.0 Chuck Muncie, 1979 (gained 1,198 yards, 238 Att.) |

| BEST AVERAGE (8 or more Attempts) | | |
|-----------------------------------|---|---------------------------------------|
| Game | — | 10.5 Tony Galbreath vs. K.C., 9-26-76 |

TOTAL OFFENSE

| MOST RUNING AND PASSING PLAYS | | |
|-------------------------------|----|--|
| Game | — | 54 Archie Manning at Green Bay, 9-10-78 |
| | 54 | Archie Manning vs. New England, 12-19-72 |

| MOST TOTAL YARDS (does not include yds. lost attempting to pass) | | |
|--|---|---|
| Game | — | 381 Archie Manning at San Francisco, 12-7-80 (377 passing, 4 rushing) |

| BEST AVERAGE GAIN PER PLAY (10 or more plays) | | |
|---|---|--|
| Game | — | 13.0 Bill Kilmer at Philadelphia, 11-19-67 (12 plays for 156 yds.) |

RETURNS, INTERCEPTIONS, RECOVERIES

| | | | |
|--------------------------|---|----|---|
| MOST PUNT RETURNS | | | |
| Lifetime | — | 75 | Rich Mauti, 1977-80 (611 yards) |
| Season | — | 38 | Rich Mauti, 1977 (281 yards) |
| Game | — | 6 | Pete Athas vs. Houston, 10-3-76 (161 yards) |
| | | 6 | Jeff Groth at San Francisco, 9-27-81 (91 yards) |

| | | | |
|----------------------------------|---|-----|---|
| MOST YARDS PUNTS RETURNED | | | |
| Lifetime | — | 611 | Rich Mauti, 1977-80 (75 Returns) |
| Season | — | 436 | Jeff Groth, 1981 (37 Returns) |
| Game | — | 161 | Pete Athas vs. Houston, 10-3-76 (6 Returns) |

| | | | |
|----------------------------|--|----|---------------------------------|
| LONGEST PUNT RETURN | | | |
| | | 61 | Pete Athas vs. Houston, 10-3-76 |

| | | | |
|-----------------------------|---|-----|--|
| MOST KICKOFF RETURNS | | | |
| Lifetime | — | 111 | Rich Mauti, 1977-80 (2,596 yards) |
| Season | — | 43 | Margene Adkins, 1972 (1,020 yards) |
| Game | — | 6 | Walt Roberts at Baltimore, 12-10-67 (123 yards) |
| | | 6 | Rich Mauti vs. Atlanta, 10-19-80 (137 yards) |
| | | 6 | Rich Mauti vs. Philadelphia, 9-16-79 (131 yards) |
| | | 6 | Jimmy Rogers vs. Philadelphia, 11-9-80 (138 yards) |
| | | 6 | Jimmy Rogers at San Francisco, 12-7-80 (127 yards) |
| | | 6 | Jimmy Rogers vs. New England, 12-21-80 (118 yards) |

| | | | |
|--------------------------------------|---|-------|---|
| MOST YARDS ON KICKOFF RETURNS | | | |
| Lifetime | — | 2,596 | Rich Mauti, 1977-80 (111 Returns) |
| Season | — | 1,020 | Margene Adkins, 1972 (43 Returns) |
| Game | — | 172 | John Gilliam vs. Los Angeles, 9-17-67 (4 Returns) |

| | | | |
|-------------------------------|--|----|--|
| LONGEST KICKOFF RETURN | | | |
| | | 94 | John Gilliam vs. Los Angeles, 9-17-67 (TD) |

| | | | |
|--------------------------------|---|----|---|
| MOST PASS INTERCEPTIONS | | | |
| Lifetime | — | 36 | Tommy Myers, 1972-81 (Returned 621 yards) |
| Season | — | 10 | Dave Whitsell, 1967 (Returned 178 yards) |
| Game | — | 3 | Tommy Myers vs. Minnesota, 9-3-78 |

| | | | |
|---|---|-----|---|
| MOST YARDS INTERCEPTION RETURNED | | | |
| Lifetime | — | 621 | Tommy Myers, 1972-81 (36 Returns) |
| Season | — | 178 | Dave Whitsell, 1967 (10 Interceptions) |
| Game | — | 151 | Tommy Myers vs. Minnesota, 9-3-78 (3 Returns) |

| | | | |
|------------------------------------|--|----|--|
| LONGEST INTERCEPTION RETURN | | | |
| | | 97 | Tommy Myers vs. Minnesota, 9-3-78 (TD) |

| | | | |
|--|---|----|---------------------------------------|
| MOST OPPONENTS' FUMBLES RECOVERED | | | |
| Lifetime | — | 10 | Bob Pollard, 1971-76 |
| Season | — | 5 | Joe Federspiel, 1975 |
| | | 5 | Maurice Spencer, 1976 |
| Game | — | 3 | Maurice Spencer vs. Atlanta, 10-10-76 |

| | | | |
|---------------------------|---|----|-------------------------------------|
| MOST TIMES FUMBLED | | | |
| Lifetime | — | 57 | Archie Manning, 1971-75, 1977-80 |
| Season | — | 9 | Archie Manning, 1972 and 1973 |
| | | 9 | Howard Stevens, 1973 |
| Game | — | 3 | Bill Kilmer at St. Louis, 12-3-67 |
| | | 3 | Bill Kilmer vs. Cleveland, 10-12-69 |
| | | 3 | Howard Stevens at Dallas, 9-24-73 |

Saints Team Records

OFFENSE

| | | | |
|--------------------------|---|-------|--|
| MOST YARDS GAINED | | | |
| Season | — | 5,627 | 1979 |
| Game | — | 519 | at San Francisco, 12-7-80 (143 Rush, 376 Pass) |

| | | | |
|----------------------------------|---|-------|-------------------------|
| MOST YARDS GAINED RUSHING | | | |
| Season | — | 2,476 | 1979 |
| Game | — | 307 | at Los Angeles, 11-8-81 |

| | | | |
|----------------------------------|---|-------|---------------------------|
| MOST YARDS GAINED PASSING | | | |
| Season | — | 3,648 | 1980 |
| Game | — | 376 | at San Francisco, 12-7-80 |

| | | | |
|--|---|-------|--|
| FEWEST YARDS GAINED (Total Offense) | | | |
| Season | — | 3,189 | 1975 |
| Game | — | 60 | vs. Minnesota, 11-16-75 (67 Rush, - 7 Passing) |

| | | | |
|------------------------------------|---|-------|----------------------------|
| FEWEST YARDS GAINED RUSHING | | | |
| Season | — | 1,193 | 1967 |
| Game | — | 7 | vs. San Francisco, 10-1-72 |

| | | | |
|------------------------------------|---|-------|----------------------------|
| FEWEST YARDS GAINED PASSING | | | |
| Season | — | 1,547 | 1975 |
| Game | — | -15 | at San Francisco, 10-21-73 |

| | | | |
|------------------------------|---|-----|----------------------------|
| MOST RUSHING ATTEMPTS | | | |
| Season | — | 551 | 1979 |
| Game | — | 55 | at Atlanta, 10-20-74 |
| | | 55 | at San Francisco, 10-15-78 |

| | | | |
|---------------------------------|---|-----|------------------|
| HIGHEST AVERAGE PER RUSH | | | |
| Season | — | 4.5 | 1979 |
| Game | — | 6.8 | at K.C., 9-26-76 |

| | | | |
|-------------------------|---|-------|-------------------------|
| MOST TOTAL PLAYS | | | |
| Season | — | 1,035 | 1981 |
| Game | — | 86 | vs. Green Bay, 10-12-75 |

| | | | |
|--|---|-----|---------------------|
| HIGHEST AVERAGE GAIN PER OFFENSIVE PLAY | | | |
| Season | — | 5.7 | 1979 |
| Game | — | 8.1 | vs. Atlanta, 9-2-79 |

FIRST DOWNS

MOST FIRST DOWNS

| | | | |
|--------|---|-----|----------------------|
| Season | — | 315 | 1979 |
| Game | — | 29 | at Green Bay, 9-9-79 |

FEWEST FIRST DOWNS

| | | | |
|--------|---|-----|----------------------------|
| Season | — | 183 | 1970 |
| Game | — | 2 | at San Francisco, 10-21-73 |

MOST FIRST DOWNS RUSHING

| | | | |
|--------|---|-----|----------------------|
| Season | — | 160 | 1979 |
| Game | — | 19 | at Seattle, 11-21-76 |

MOST FIRST DOWNS PASSING

| | | | |
|--------|---|-----|---------------------------|
| Season | — | 183 | 1980 |
| Game | — | 17 | vs. Dallas, 9-28-69 |
| | | 17 | at Green Bay, 9-10-78 |
| | | 17 | at San Francisco, 12-7-80 |

MOST FIRST DOWNS BY PENALTIES

| | | | |
|--------|---|----|---------------------------------------|
| Season | — | 31 | 1969 and 1971 |
| Game | — | 5 | 3 Times (last time vs. S.F., 9-15-74) |

SCORING

MOST POINTS

| | | | |
|---------|---|-----|------------------------|
| Season | — | 370 | 1979 |
| Game | — | 51 | at Seattle, 11-21-76 |
| | | 51 | at St. Louis, 11-2-69 |
| Half | — | 42 | at Tampa Bay, 10-14-79 |
| Quarter | — | 28 | at Seattle, 11-21-76 |
| | | 28 | vs. Oakland, 12-3-79 |

MOST TOUCHDOWNS

| | | | |
|--------|---|----|------------------------|
| Season | — | 46 | 1979 |
| Game | — | 6 | at St. Louis, 11-2-69 |
| | | 6 | at Seattle, 11-21-76 |
| | | 6 | at Chicago, 10-2-77 |
| | | 6 | at Tampa Bay, 10-14-79 |

MOST POINTS AFTER TOUCHDOWN

| | | | |
|--------|---|----|------------------------|
| Season | — | 44 | 1979 |
| Game | — | 6 | at Seattle, 11-21-76 |
| | | 6 | at Chicago, 10-2-77 |
| | | 6 | at Tampa Bay, 10-14-79 |

MOST TOUCHDOWNS RUSHING

| | | | |
|--------|---|----|------------------------|
| Season | — | 28 | 1979 |
| Game | — | 5 | at Tampa Bay, 10-14-79 |

MOST TOUCHDOWNS PASSING

| | | | |
|--------|---|----|-----------------------|
| Season | — | 26 | 1980 (566 Attempts) |
| Game | — | 6 | at St. Louis, 11-2-69 |

MOST FIELD GOALS

| | | | |
|--------|---|----|-------------------------------|
| Season | — | 22 | 1969 |
| Game | — | 5 | vs. Green Bay (Mil.) 11-28-71 |

LARGEST MARGIN OF VICTORY

| | | | |
|------|---|----|--------------------------------|
| Game | — | 30 | Saints 30, Atlanta 0, 10-10-76 |
|------|---|----|--------------------------------|

MOST CONSECUTIVE GAMES SCORING

(First game 1967 through first game 1970)

43

FEWEST POINTS SCORED

| | | | |
|--------|---|-----|------|
| Season | — | 163 | 1973 |
|--------|---|-----|------|

LONGEST WINNING STREAK

| | | | |
|------|---|---|---|
| Game | — | 3 | 1969 (Began with 25-24 win over New York Giants, 11-16-69 and ended with 45-17 loss to Atlanta, 12-7-69); 1978 (Began with 14-7 win over San Francisco 10-15-78 and ended with 20-14 loss to Pittsburgh, 11-5-78); and 1979 (Began with 42-14 win at Tampa Bay, 10-14-79, and ended with 10-3 loss at Denver, 11-4-79). |
|------|---|---|---|

LONGEST LOSING STREAK

| | |
|----|-----------------------|
| 14 | (First games of 1980) |
|----|-----------------------|

PASSING

MOST PASSES COMPLETED

| | | | |
|--------|---|-----|--------------------------------------|
| Season | — | 334 | 1980 (566 Attempts) |
| Game | — | 33 | vs. Green Bay, 9-10-78 (53 Attempts) |

MOST PASSES ATTEMPTED

| | | | |
|--------|---|-----|--|
| Season | — | 566 | 1980 (334 Completions) |
| Game | — | 53 | at Green Bay, 9-10-78 (33 Completions) |

BEST COMPLETION PERCENTAGE (10 or more passes)

| | | | |
|--------|---|------|--------------------------------------|
| Season | — | .614 | 1978 (479 Attempts, 294 Completions) |
| Game | — | .800 | at Tampa Bay, 10-14-79 (12 of 15) |

FEWEST PASSES COMPLETED

| | | | |
|--------|---|-----|----------------------------|
| Season | — | 163 | 1973 |
| Game | — | 2 | at San Francisco, 10-15-78 |

FEWEST PASSES ATTEMPTED

| | | | |
|--------|---|-----|--|
| Season | — | 321 | 1977 |
| Game | — | 4 | at San Francisco, 10-15-78 (2 Completions) |

LOWEST COMPLETION PERCENTAGE

| | | | |
|--------|---|------|--------------------------------------|
| Season | — | .462 | 1975 (392 Attempts, 181 Completions) |
|--------|---|------|--------------------------------------|

MOST PASSES HAD INTERCEPTED

| | | | |
|--------|---|----|------------------------------------|
| Season | — | 29 | 1968 (439 Attempts) |
| Game | — | 6 | vs. Atlanta, 9-16-73 (24 Attempts) |

MOST TIMES SAINTS PASSERS THROWN FOR LOSSES

| | | | |
|--------|---|----|---------------------------|
| Season | — | 53 | 1975 |
| Game | — | 9 | vs. Los Angeles, 10-24-76 |

MOST YARDS LOST ATTEMPTING TO PASS

| | | | |
|--------|---|-----|---------------------------|
| Season | — | 416 | 1975 |
| Game | — | 78 | vs. Los Angeles, 10-24-76 |

INTERCEPTIONS**MOST PASSES INTERCEPTED**

| | | | |
|--------|---|----|---|
| Season | — | 26 | 1979 |
| Game | — | 4 | vs. Pittsburgh, 10-29-67; vs. Philadelphia, 11-30-69; vs. Chicago, 12-20-70; at Baltimore, 9-30-73; vs. Minnesota, 9-3-78; vs. Detroit, 10-21-79; at Los Angeles, 11-8-81 |

FEWEST PASSES INTERCEPTED

| | | | |
|--------|---|----|------|
| Season | — | 12 | 1976 |
| | | 12 | 1980 |

MOST YARDS INTERCEPTIONS RETURNS

| | | | |
|--------|---|-----|---|
| Season | — | 351 | 1979 (26 Returns) |
| Game | — | 176 | vs. Minnesota, 9-3-78 (4 Interceptions) |

FUMBLES**MOST FUMBLES**

| | | | |
|--------|---|----|-------------------------|
| Season | — | 40 | 1981 |
| Game | — | 7 | at Los Angeles, 11-8-81 |

FEWEST FUMBLES

| | | | |
|--------|---|----|------|
| Season | — | 19 | 1968 |
|--------|---|----|------|

MOST OPPONENTS' FUMBLES RECOVERED

| | | | |
|--------|---|----|--|
| Season | — | 27 | 1976 |
| Game | — | 5 | vs. Dallas, 11-3-68; vs. Cleveland, 12-12-71; at Atlanta, 11-25-79 |

MOST FUMBLES LOST

| | | | |
|------|---|---|-------------------------|
| Game | — | 4 | vs. Minnesota, 10-13-68 |
|------|---|---|-------------------------|

PUNT RETURNS**MOST PUNT RETURNS**

| | | | |
|------|---|---|---|
| Game | — | 6 | vs. Houston, 10-3-76 at San Francisco, 9-27-81 |
|------|---|---|---|

MOST YARDS PUNTS RETURNED

| | | | |
|------|---|-----|----------------------------------|
| Game | — | 161 | vs. Houston, 10-3-76 (6 Returns) |
|------|---|-----|----------------------------------|

KICKOFF RETURNS**MOST KICKOFF RETURNS**

| | | | |
|------|---|---|--|
| Game | — | 9 | at Philadelphia, 11-19-67 (231 yards) |
| | | 9 | vs. San Francisco, 10-1-72 (201 yards) |

MOST YARDS KICKOFFS RETURNED

| | | | |
|------|---|-----|---------------------------------------|
| Game | — | 231 | at Philadelphia, 11-19-67 (9 Returns) |
|------|---|-----|---------------------------------------|

PUNTING**MOST PUNTS**

| | | | |
|--------|---|-----|-------------------------|
| Season | — | 101 | 1976 |
| Game | — | 12 | vs. Minnesota, 11-16-75 |

FEWEST PUNTS

| | | | |
|--------|---|----|---|
| Season | — | 49 | 1969 |
| Game | — | 1 | 4 Times (last time at St. Louis, 12-6-81) |

PENALTIES**MOST PENALTIES**

| | | | |
|--------|---|-----|-----------------------------------|
| Season | — | 112 | 1978 (1044 yards) |
| Game | — | 14 | vs. Minnesota, 9-3-78 (132 yards) |

MOST YARDS PENALIZED

| | | | |
|--------|---|-------|-------------------------------------|
| Season | — | 1,044 | 1978 (112 Penalties) |
| Game | — | 142 | at New York, 10-6-68 (12 Penalties) |

FEWEST PENALTIES

| | | | |
|--------|---|----|---|
| Season | — | 58 | 1973 (516 yards) |
| Game | — | 1 | Seven Times (Last time vs. Green Bay, 12-13-81) |

FEWEST YARDS PENALIZED

| | | | |
|--------|---|-----|-------------------------|
| Season | — | 515 | 1973 (58 Penalties) |
| Game | — | 1 | vs. Green Bay, 12-17-72 |

DEFENSE**MOST POINTS ALLOWED**

| | | | |
|---------|---|-----|--|
| Season | — | 487 | 1980 |
| Game | — | 62 | Atlanta 62 at Saints 7, 9-16-73 |
| Half | — | 38 | vs. Atlanta, 9-16-73 |
| Quarter | — | 28 | at Philadelphia, 11-19-67; at Chicago, 10-10-71; vs. Los Angeles, 10-7-79 |

FEWEST POINTS ALLOWED

| | | | |
|--------|---|-----|---|
| Season | — | 263 | 1974 |
| Game | — | 0 | Buffalo at Saints 13, 11-4-73; St. Louis at Saints 14, 12-8-74; Atlanta at Saints 30, 10-10-76 |

MOST YARDS ALLOWED

Season — 6,218 1980
Game — 552 vs. Atlanta, 9-2-79

FEWEST YARDS ALLOWED

Season — 3,795 1974
Game — 158 vs. Atlanta, 10-10-76

MOST YARDS ALLOWED RUSHING

Season — 3,106 1980
Game — 340 vs. Los Angeles, 11-25-73

FEWEST YARDS ALLOWED RUSHING

Season — 1,758 1974
Game — 24 vs. Washington, 10-28-73

FEWEST RUSHES ATTEMPTED

Season — 419 1969
Game — 14 vs. Philadelphia, 11-30-69 (90 yards)

LOWEST YIELD—YARDS PER RUSH

Season — 3.8 1975
Game — 1.3 vs. Washington, 10-28-73

MOST YARDS ALLOWED PASSING

Season — 3,183 1969
Game — 391 at Seattle, 11-18-79

FEWEST YARDS ALLOWED PASSING

Season — 1,893 1977
Game — 46 vs. Chicago, 12-1-68

FEWEST PASSES ATTEMPTED

Season — 333 1971 (175 Completions)
Game — 12 vs. Oakland, 11-7-71 (6 Completions)

FEWEST COMPLETIONS ALLOWED

Season — 152 1968 (366 Attempts)
Game — 5 vs. Chicago, 12-1-68 (20 Attempts)

LOWEST PCT. OPPONENTS' PASSES COMPLETED

Season — 41.8 1968 (153 of 366)
Game — .250 vs. Chicago, 12-1-68 (5 of 20)

MOST TIMES TACKLED OPPONENTS' PASSER

Season — 46 1979
Game — 7 at Atlanta, 10-20-74 (56 Yards)

MOST YARDS LOST BY OPPONENTS' PASSER

Season — 391 1979 (46 Sacks)
Game — 56 at Atlanta, 10-20-74 (7 Sacks)

FEWEST TIMES TACKLED OPPONENTS' PASSER

Season — 17 1970 (136 Yards)

FEWEST YARDS LOST BY OPPONENTS' PASSER

Season — 136 1970 (17 Sacks)

FEWEST OFFENSIVE PLAYS (Rush and Pass)

Season — 823 1969
Game — 45 at Philadelphia, 12-8-68

GREATEST MARGIN OF DEFEAT

55 Atlanta 62, at Saints 7, 9-16-73

OPPONENTS INDIVIDUAL RECORDS**TOTAL OFFENSE****MOST TOTAL PLAYS**

51, Jack Concannon, Chicago, 12-20-70

MOST YARDS GAINED

389, Fran Tarkenton, New York, 10-8-67

MOST YARDS PER PLAY (10 or More Plays)

11.7, Bart Starr, Green Bay, 11-17-68

RUSHING**MOST RUSHES**

30, William Andrews, Atlanta, 9-2-79

MOST YARDS GAINED

247, Willie Ellison, Los Angeles, 12-5-71

MOST YARDS PER RUSH (8 or More Carries)

11.0, Terry Bradshaw, 11-25-74 (99 yards, 9 Carries)

LONGEST SCORING RUN

80, Willie Ellison, Los Angeles, 12-5-71

LONGEST NON-SCORING RUN

65, Leroy Kelly, Cleveland, 11-10-68

PASSING**MOST ATTEMPTS**

50, Jack Concannon, Chicago, 12-20-70

MOST COMPLETIONS

28, Fran Tarkenton, Minnesota, 9-3-78

28, Phil Simms, New York Giants, 9-20-81

MOST HAD INTERCEPTED

4, Kent Nix, Pittsburgh, 10-29-67

4, Norm Snead, Philadelphia, 11-30-69

4, Fran Tarkenton, Minnesota, 9-3-78

4, Dan Pastorini, Los Angeles, 11-8-81

MOST YARDS GAINED

384, Jim Zorn, at Seattle, 11-18-79

BEST PERCENTAGE

90.9, Scott Hunter, Atlanta, 10-31-76 (10 of 11)

MOST TOUCHDOWNS

6, Charley Johnson, St. Louis 11-2-69

LONGEST SCORING PASS

88, Bob Berry to Harmon Wages, Atlanta 12-7-69

LONGEST NON-SCORING PASS

84, Bob Berry to Ken Burrow, Atlanta, 12-19-72

PASS RECEIVING**MOST RECEPTIONS**

12, Rickey Young, Minnesota, 9-3-78

MOST YARDS GAINED

190, Ken Burrow, Atlanta, 12-19-71

MOST TOUCHDOWNS

4, Dave Williams, St. Louis, 11-2-69

PUNTING**MOST PUNTS**

10, John James, Atlanta, 10-24-74

BEST AVERAGE (5 or More)

53.4, Ron Widby, Dallas, 11-3-68

LONGEST PUNT

84, Ron Widby, Dallas, 11-3-68

PUNT RETURNS**MOST RETURNS**

9, Anthony Leonard, San Francisco, 1-17-76

MOST YARDS RETURNED

143, Chuck Latourette, St. Louis, 9-29-68

LONGEST RETURN

86, Chuck Latourette, St. Louis, 9-29-68

KICKOFF RETURNS**MOST KICKOFF RETURNS**

7, Dennis Pearson, Atlanta, 9-2-79

MOST YARDS RETURNED

189, Dave Hampton, Green Bay, 11-28-71

LONGEST RETURN

105, Travis Williams, Los Angeles, 12-5-71

SCORING**MOST FIELD GOALS**

6, Bobby Howfield, New York Jets, 12-3-72

MOST TOUCHDOWNS

4, Dave Williams, St. Louis, 11-2-69

LONGEST FIELD GOAL

55, Joe Danelo, New York Giants, 9-20-81

52, Mark Moseley, Washington, 10-26-80

51, Bill Capece, Tampa Bay, 11-29-81

MOST POINTS

24, Dave Williams, St. Louis, 11-2-69

INTERCEPTIONS**MOST INTERCEPTIONS**

3, Pat Thomas, Los Angeles, 10-7-79

MOST YARDS RETURNED

93, Ross Fichtner, Cleveland, 10-1-67

LONGEST RETURN

88, Ross Fichtner, Cleveland, 10-1-67#

64, Lem Barney, Detroit, 11-19-72

Lateral from Erich Barnes

OPPONENTS TEAM RECORDS

| SCORING | |
|--------------------------------|---|
| MOST POINTS SCORED | |
| 62, | Atlanta, 9-16-73 |
| TOTAL OFFENSE | |
| MOST RUSHING AND PASSING PLAYS | |
| 87, | vs. Atlanta, 9-2-79 |
| MOST YARDS | |
| 552, | vs. Atlanta, 9-2-79 |
| BEST AVERAGE GAIN | |
| 8.1, | at St. Louis, 11-2-69 |
| RUSHING OFFENSE | |
| MOST RUSHES | |
| 62, | vs. St. Louis, 10-4-80 |
| MOST YARDS | |
| 340, | vs. Los Angeles, 11-25-73 |
| BEST AVERAGE GAIN | |
| 7.53, | at Los Angeles, 12-5-71 |
| PASSING OFFENSE | |
| MOST ATTEMPTS | |
| 51, | Chicago, 12-20-70 |
| MOST COMPLETIONS | |
| 28, | vs. Minnesota, 9-3-78 |
| 28, | at New York Giants, 9-20-81 |
| MOST HAD INTERCEPTED | |
| 4, | Six Times (Last Time vs. Detroit, 10-21-79) |
| 4, | Seven Times (Last Time at Los Angeles, 11-8-81) |
| MOST YARDS GAINED | |
| 374, | at St. Louis, 11-2-69 |
| BEST PERCENTAGE | |
| 905, | vs. Green Bay, 12-13-81 (19 of 21) |
| MOST TOUCHDOWNS | |
| 6, | at St. Louis, 11-2-69 |
| FIRST DOWNS | |
| MOST FIRST DOWNS | |
| 35, | vs. Atlanta, 9-2-79 |

| MOST RUSHING | |
|----------------------------------|---|
| 23, | vs. St. Louis, 10-4-80 |
| MOST PASSING | |
| 18, | at Philadelphia, 11-19-67, vs. Atlanta 9-2-79 |
| 18, | vs. Philadelphia, 11-9-80 |
| MOST BY PENALTIES | |
| 5, | at New York Giants, 10-6-68 |
| 5, | at Los Angeles, 12-5-71 |
| PUNTING | |
| MOST PUNTS | |
| 10, | at Atlanta, 10-20-74 |
| BEST AVERAGE | |
| 53.4, | Dallas, 1-3-68 |
| PUNT RETURNS | |
| MOST RETURNS | |
| 9, | San Francisco, 10-17-76 |
| MOST YARDS RETURNED | |
| 143, | St. Louis, 9-29-68 |
| KICKOFF RETURNS | |
| MOST RETURNS | |
| 8, | Washington, 9-22-68; vs. Atlanta 9-2-79 |
| MOST YARDS RETURNED | |
| 190, | at San Francisco, 10-22-67 |
| FUMBLES | |
| MOST FUMBLES | |
| 7, | Cleveland, 12-21-71; at Los Angeles, 12-16-79 |
| MOST FUMBLES LOST TO NEW ORLEANS | |
| 5, | Three Times (Last Time, Atlanta, 10-15-72) |
| PENALTIES | |
| MOST PENALTIES | |
| 14, | at Los Angeles, 12-5-71 |
| MOST YARDS PENALIZED | |
| 195, | vs. Pittsburgh, 11-25-74 |

TWO-TEAM RECORDS

| SCORING | |
|-----------------------|--|
| 93, | New Orleans 51, at St. Louis 42, 11-2-69 |
| RUSHING OFFENSE | |
| MOST RUSHES | |
| 86, | New Orleans 39, at Atlanta 47, 12-16-73 |
| PASSING OFFENSE | |
| 719, | New Orleans 374, at St. Louis 345, 11-2-69 |
| MOST PASSES ATTEMPTED | |
| 82, | New Orleans 46, at Philadelphia 36, 10-20-69 |
| 82, | New Orleans 31, Chicago 51, 12-20-70 |
| MOST PASSES COMPLETED | |
| 49, | New Orleans 28, Philadelphia 21, 11-9-80 |
| MOST HAD INTERCEPTED | |
| 8, | New Orleans 4, Chicago 4, 12-20-70 |
| MOST TOUCHDOWNS | |
| 12, | New Orleans 6, at St. Louis 6, 11-2-69 |
| FUMBLES | |
| MOST FUMBLES | |
| 10, | Cleveland 7, at New Orleans 3, 12-21-71 |
| MOST FUMBLES LOST | |
| 8, | Cleveland 5, at New Orleans 3, 12-12-71 |

| PENALTIES | |
|------------------------------|---|
| MOST YARDS PENALIZED | |
| 214, | at New Orleans 132, Minnesota 82, 9-3-78 |
| FEWEST YARDS PENALIZED | |
| 15, | New Orleans 5 vs. Dallas 10, 9-28-69 |
| FIRST DOWNS | |
| MOST FIRST DOWNS | |
| 58, | New Orleans 23 vs. Atlanta 35, 9-2-79 |
| FEWEST FIRST DOWNS | |
| 20, | New Orleans 8, Minnesota 12, 9-12-70 |
| DEFENSIVE RECORDS | |
| FEWEST POINTS SCORED | |
| 13, | New Orleans 13, Buffalo 0, 11-4-73; Denver 10, New Orleans 3, 11-4-79 |
| FEWEST YARDS—TOTAL OFFENSE | |
| 379, | San Francisco 295, New Orleans 84, 10-1-72 |
| FEWEST YARDS RUSHING OFFENSE | |
| 133, | San Francisco 126, New Orleans 7, 10-1-72 |
| FEWEST YARDS PASSING OFFENSE | |
| 87, | Atlanta 63, at New Orleans 24, 9-29-74 |

NFL DIRECTORY

COMMISSIONER'S OFFICE

| PETE ROZELLE | Commissioner |
|------------------------------|-----------------------------------|
| DON WEISS | Executive Director |
| BILL RAY | Treasurer |
| JIM HEFFERNAN | Director of Public Relations |
| JAY MOYER | Counsel to Commissioner |
| VAL PINCHBECK | Director of Broadcasting |
| WARREN WELSH | Director of Security |
| CHARLES JACKSON | Assistant Director of Security |
| JOEL BUSSERT | Director of Personnel |
| JAN VAN DUSER | Director of Operations |
| PETER HADHAZY | Administrative Coordinator |
| ART McNALLY | Supervisor of Officials |
| JACK READER | Assistant Supervisor of Officials |
| NICK SKORICH | Assistant Supervisor of Officials |
| JIM STEEG | Director of Special Events |
| BILL GRANHOLM | Special Projects Coordinator |
| BUDDY YOUNG | Director of Player Relations |
| JOE BROWNE | Director of Information |
| AMERICAN FOOTBALL CONFERENCE | |
| LAMAR HUNT | President |
| AL WARD | Assistant to the President |
| FRAN CONNORS | Director of Information |
| NATIONAL FOOTBALL CONFERENCE | |
| GEORGE HALAS | President |
| JOE RHEIN | Assistant to the President |
| DICK MAXWELL | Director of Information |

SUPER BOWL RESULTS

The San Francisco 49ers became the first representative of the NFC Western Division to win the world championship by defeating the Cincinnati Bengals, 26-24 in Super Bowl XVI. San Francisco is only the second NFC West team to qualify for the Super Bowl. Los Angeles was defeated 31-19 by the Pittsburgh Steelers in Super Bowl XIV in 1979 in the only other NFC West appearance at the NFL's premiere event.

ALL-TIME SUPER BOWL RESULTS

1966—Green Bay 35, Kansas City 10 at Los Angeles, Calif.
 1967—Green Bay 33, Oakland 14 at Miami, Fla.
 1968—New York Jets 16, Baltimore 7 at Miami, Fla.
 1969—Kansas City 23, Minnesota 7 at NEW ORLEANS, LA.
 1970—Baltimore 16, Dallas 13 at Miami, Fla.
 1971—Dallas 24, Miami 3 at NEW ORLEANS, LA.
 1972—Miami 14, Washington 7 at Los Angeles, Calif.
 1973—Miami 24, Minnesota 7 at Houston, Tex.
 1974—Pittsburgh 16, Minnesota 6 at NEW ORLEANS, LA.
 1975—Pittsburgh 21, Dallas 17 at Miami, Fla.
 1976—Oakland 32, Minnesota 14 at Pasadena, Calif.
 1977—Dallas 27, Denver 10 at NEW ORLEANS, LA.
 1978—Pittsburgh 35, Dallas 31 at Miami, Fla.
 1979—Pittsburgh 31, Los Angeles 19 at Pasadena, Calif.
 1980—Oakland 27, Philadelphia 10 at NEW ORLEANS, LA.
 1981—San Francisco 26, Cincinnati 21 at Pontiac, Mich.

NFL 1981 Standings

NFC

AFC

EASTERN DIVISION

| | W | L | T | Pct. | Pts. | OP |
|---------------|----|---|---|------|------|-----|
| * Dallas | 12 | 4 | 0 | .750 | 367 | 277 |
| #Philadelphia | 10 | 6 | 0 | .625 | 368 | 221 |
| #N.Y. Giants | 9 | 7 | 0 | .563 | 295 | 257 |
| Washington | 8 | 8 | 0 | .500 | 347 | 349 |
| St. Louis | 7 | 9 | 0 | .438 | 315 | 408 |

CENTRAL DIVISION

| | | | | | | |
|-------------|---|----|---|------|-----|-----|
| * Tampa Bay | 9 | 7 | 0 | .563 | 315 | 268 |
| Detroit | 8 | 8 | 0 | .500 | 397 | 322 |
| Green Bay | 8 | 8 | 0 | .500 | 324 | 361 |
| Minnesota | 7 | 9 | 0 | .438 | 325 | 369 |
| Chicago | 6 | 10 | 0 | .375 | 253 | 324 |

WESTERN DIVISION

| | | | | | | |
|-----------------|----|----|---|------|-----|-----|
| * San Francisco | 13 | 3 | 0 | .813 | 357 | 250 |
| Atlanta | 7 | 9 | 0 | .438 | 426 | 355 |
| Los Angeles | 6 | 10 | 0 | .375 | 303 | 351 |
| New Orleans | 4 | 12 | 0 | .250 | 207 | 378 |

EASTERN DIVISION

| | W | L | T | Pct. | Pts. | OP |
|-------------|----|----|---|------|------|-----|
| * Miami | 11 | 4 | 1 | .719 | 345 | 275 |
| #N.Y. Jets | 10 | 5 | 1 | .656 | 355 | 287 |
| #Buffalo | 10 | 6 | 0 | .625 | 311 | 276 |
| Baltimore | 2 | 14 | 0 | .125 | 259 | 533 |
| New England | 2 | 14 | 0 | .125 | 322 | 370 |

CENTRAL DIVISION

| | | | | | | |
|--------------|----|----|---|------|-----|-----|
| * Cincinnati | 12 | 4 | 0 | .750 | 421 | 304 |
| Pittsburgh | 8 | 8 | 0 | .500 | 356 | 297 |
| Houston | 7 | 9 | 0 | .438 | 281 | 355 |
| Cleveland | 5 | 11 | 0 | .313 | 276 | 375 |

WESTERN DIVISION

| | | | | | | |
|-------------|----|----|---|------|-----|-----|
| * San Diego | 10 | 6 | 0 | .625 | 478 | 390 |
| Denver | 10 | 6 | 0 | .625 | 321 | 289 |
| Kansas City | 9 | 7 | 0 | .563 | 343 | 290 |
| Oakland | 7 | 9 | 0 | .438 | 273 | 343 |
| Seattle | 6 | 10 | 0 | .375 | 322 | 388 |

*Division Champion; #Wild Card for playoffs

NOTE: San Diego won AFC Western title over Denver on the basis of a better division record (6-2 to 5-3). Buffalo won a Wild Card playoff berth over Denver due to 9-7 victory in head-to-head meeting (10/25).

1981 Postseason Games

WILD CARD GAMES

Buffalo 31, NEW YORK JETS 27 (57,050) New York Giants 27, PHILADELPHIA 21 (71,611)

DIVISIONAL PLAYOFFS

San Diego 41, MIAMI 38 (OT) (75,735) DALLAS 38, Tampa Bay 0 (64,848)
CINCINNATI, 28, Buffalo 21 (55,420) SAN FRANCISCO 38, New York Giants 24 (58,360)

CONFERENCE CHAMPIONSHIPS

CINCINNATI, 27, San Diego 7 (46,302) SAN FRANCISCO 28, Dallas 27 (60,525)

SUPER BOWL XVI AT SILVERDOME, PONTIAC, MICHIGAN

San Francisco 26, Cincinnati 21 (81,270)

AFC-NFC PRO BOWL AT HONOLULU, HAWAII

AFC 16, NFC 13 (50,402)

RULE CHANGES, 1982

Several changes in National Football League rules for 1982 were approved by the owners at the league meetings. They are:

1. Reduced the penalty for incidental grasp of the face mask by the defense from a loss of five yards and a first down to a loss of five yards only.
2. Further clarified the definition of legal reception of a forward pass and specified that there is no possession when the ball comes loose simultaneously with the receiver performing acts necessary to establishing possession.
3. Clarified the rule that there is no interference if there is any question that the action causing incidental interference is simultaneous to the pass being touched.
4. Required players to cover their hip pads with their outer uniform.
5. Established officiating mechanics for timing the 10-second count when it becomes necessary by rule.
6. The offensive team will no longer be required to show a double shift three times in the game outside the opponent's 20-yard line before it uses a double shift inside the 20-yard line.
7. Eliminated the provision in the rule book that allowed coaches to mutually agree upon shortening the length of a game.
8. Reduced the penalty for an illegal bat or kick from a loss of 15 yards to a loss of 10 yards.
9. Gave clubs the option of marking the solid white border surrounding the field wider than the present six feet.

1982 NFL PRESEASON SCHEDULE

(All Times Local)

SATURDAY, AUGUST 7
Baltimore vs. Minnesota
Canton, Ohio..... 1:30 p.m.

THURSDAY, AUGUST 12
New Orleans at Houston..... 7:00 p.m.

FRIDAY, AUGUST 13
Cincinnati at Kansas City..... 7:35 p.m.
St. Louis at Seattle..... 7:30 p.m.

SATURDAY, AUGUST 14
Buffalo at Dallas..... 8:00 p.m.
Cleveland at Detroit..... 7:00 p.m.
Denver at Los Angeles..... 7:00 p.m.
Minnesota at Atlanta..... 8:00 p.m.
New York Jets at Green Bay..... 7:00 p.m.
New York Giants at Baltimore..... 8:00 p.m.
Oakland at San Francisco..... 12:00 Noon
Philadelphia at Tampa Bay..... 7:00 p.m.
Pittsburgh vs. New England (Knoxville)..... 7:30 p.m.
Washington at Miami..... 8:00 p.m.

MONDAY, AUGUST 16
Chicago at San Diego..... 7:00 p.m.

THURSDAY, AUGUST 19
Los Angeles at Cleveland..... 7:30 p.m.

FRIDAY, AUGUST 20
Cincinnati vs. Green Bay at Milw..... 7:30 p.m.
New England at Philadelphia..... 6:00 p.m.

SATURDAY, AUGUST 21
Atlanta vs. Baltimore (Phoenix)..... 8:00 p.m.
Chicago at Buffalo..... 6:00 p.m.
Dallas at San Diego..... 6:00 p.m.
Kansas City at New Orleans..... 7:00 p.m.
Miami at Denver..... 7:00 p.m.
Oakland at Detroit..... 7:00 p.m.
Pittsburgh at New York Giants..... 8:00 p.m.
St. Louis at San Francisco..... 6:00 p.m.
Seattle at Minnesota..... 7:30 p.m.
Washington at Tampa Bay..... 7:00 p.m.

SUNDAY, AUGUST 22
New York Jets at Houston..... 12:00 Noon

FRIDAY, AUGUST 27
Buffalo at Washington..... 7:30 p.m.
Philadelphia at Atlanta..... 8:30 p.m.

SATURDAY, AUGUST 28
Baltimore at Pittsburgh..... 6:00 p.m.
Cleveland at New Orleans..... 7:00 p.m.
Detroit at Cincinnati..... 7:00 p.m.
Green Bay at Oakland..... 6:00 p.m.
Miami at Kansas City..... 7:35 p.m.
Minnesota at Denver..... 7:00 p.m.
New England at Dallas..... 8:00 p.m.
New York Jets at New York Giants..... 8:00 p.m.
St. Louis at Chicago..... 6:00 p.m.
San Francisco at San Diego..... 6:00 p.m.
Seattle at Los Angeles..... 7:00 p.m.
Tampa Bay at Houston..... 8:00 p.m.

FRIDAY, SEPTEMBER 3
Atlanta at Tampa Bay..... 7:00 p.m.
New Orleans at Minnesota..... 7:30 p.m.
New York Giants at Miami..... 8:00 p.m.
San Francisco at Seattle..... 7:30 p.m.
Washington at Cincinnati..... 7:30 p.m.

SATURDAY, SEPTEMBER 4
Baltimore at Chicago..... 6:00 p.m.
Cleveland at Oakland..... 6:00 p.m.
Denver at N.Y. Jets (Meadowlands)..... 8:00 p.m.
Detroit at Buffalo..... 6:00 p.m.
Green Bay at New England..... 1:00 p.m.
Houston at Dallas..... 8:00 p.m.
Kansas City at St. Louis..... 6:00 p.m.
Philadelphia at Pittsburgh..... 6:00 p.m.
San Diego at Los Angeles..... 7:00 p.m.

1982 NFL Schedule

(All times local)

(CBS-TV and NBC-TV Doubleheader Games To Be Determined)

SUNDAY, SEPTEMBER 12 (First Weekend)*

Atlanta at New York Giants..... 1:00
Chicago at Detroit..... 1:00
Cleveland at Seattle..... 1:00
Houston at Cincinnati..... 1:00
Kansas City at Buffalo..... 1:00
Los Angeles vs Green Bay at Milw..... 12:00
Miami at New York Jets..... 4:00
New England at Baltimore..... 2:00
Oakland at San Francisco..... 1:00
St. Louis at New Orleans..... 12:00
San Diego at Denver..... 2:00
Tampa Bay at Minnesota..... 12:00
Washington at Philadelphia..... 1:00

MONDAY, SEPTEMBER 15

Pittsburgh at Dallas..... 8:00

THURSDAY, SEPTEMBER 16 (Second Weekend)**

Minnesota at Buffalo..... 8:30

SUNDAY, SEPTEMBER 19

Baltimore at Miami..... 4:00
Cincinnati at Pittsburgh..... 1:00
Dallas at St. Louis..... 12:00
Detroit at Los Angeles..... 1:00
New Orleans at Chicago..... 12:00
New York Jets at New England..... 1:00
Oakland at Atlanta..... 1:00
Philadelphia at Cleveland..... 1:00
San Diego at Kansas City..... 12:00
San Francisco at Denver..... 2:00
Seattle at Houston..... 3:00
Washington at Tampa Bay..... 4:00

MONDAY, SEPTEMBER 20

Green Bay at New York Giants..... 9:00

THURSDAY, SEPTEMBER 23 (Third Weekend)*

Atlanta at Kansas City..... 7:30

SUNDAY, SEPTEMBER 26

Buffalo at Houston..... 12:00
Chicago at San Francisco..... 1:00
Dallas at Minnesota..... 12:00
Denver at New Orleans..... 12:00
Los Angeles at Philadelphia..... 1:00
Miami at Green Bay..... 12:00
New York Giants at Pittsburgh..... 1:00
New York Jets at Baltimore..... 4:00
Oakland at San Diego..... 1:00
St. Louis at Washington..... 1:00
Seattle at New England..... 1:00
Tampa Bay at Detroit..... 1:00

MONDAY, SEPTEMBER 27

Cincinnati at Cleveland..... 9:00

SUNDAY, OCTOBER 3 (Fourth Weekend)**

Baltimore at Detroit..... 1:00
Cleveland at Washington..... 1:00
Houston at New York Jets..... 1:00
Kansas City at Seattle..... 1:00
Los Angeles at St. Louis..... 12:00
Miami at Cincinnati..... 1:00
Minnesota at Chicago..... 12:00
New England at Buffalo..... 1:00
New Orleans at Oakland..... 1:00
New York Giants at Dallas..... 3:00
Philadelphia vs Green Bay at Milw..... 12:00
Pittsburgh at Denver..... 2:00
San Diego at Atlanta..... 1:00

MONDAY, OCTOBER 4

San Francisco at Tampa Bay..... 9:00

SUNDAY, OCTOBER 10 (Fifth Weekend)*

Atlanta at Los Angeles..... 1:00
Buffalo at Baltimore..... 2:00
Cincinnati at New England..... 1:00
Cleveland at Oakland..... 1:00
Denver at New York Jets..... 4:00
Detroit at Miami..... 4:00
Green Bay at Chicago..... 12:00
Houston at Kansas City..... 12:00
Minnesota at Tampa Bay..... 1:00
St. Louis at New York Giants..... 1:00
San Francisco at New Orleans..... 12:00
Seattle at San Diego..... 1:00
Washington at Dallas..... 12:00

MONDAY, OCTOBER 11

Philadelphia at Pittsburgh..... 9:00

SUNDAY, OCTOBER 17 (Sixth Weekend)**

Atlanta at Detroit..... 1:00
Baltimore at Cleveland..... 1:00
Chicago at St. Louis..... 12:00
Cincinnati at New York Giants..... 1:00
Dallas at Philadelphia..... 4:00
Denver at Houston..... 12:00
Kansas City at San Diego..... 1:00
Los Angeles at San Francisco..... 1:00
New England at Miami..... 1:00
New Orleans at Minnesota..... 12:00
Oakland at Seattle..... 1:00
Pittsburgh at Washington..... 1:00
Tampa Bay at Green Bay..... 12:00

MONDAY, OCTOBER 18

Buffalo at New York Jets..... 9:00

SUNDAY, OCTOBER 24

(Seventh Weekend)*

| | |
|------------------------------|-------|
| Cleveland at Pittsburgh | 1:00 |
| Dallas at Cincinnati | 9:00 |
| Detroit at Buffalo | 1:00 |
| Green Bay at Minnesota | 12:00 |
| Miami at Baltimore | 2:00 |
| New Orleans at Los Angeles | 1:00 |
| New York Jets at Kansas City | 12:00 |
| Oakland at Denver | 2:00 |
| St. Louis at New England | 1:00 |
| San Diego at Seattle | 1:00 |
| San Francisco at Atlanta | 1:00 |
| Tampa Bay at Chicago | 12:00 |
| Washington at Houston | 12:00 |

MONDAY, OCTOBER 25

| | |
|---------------------------------|------|
| New York Giants at Philadelphia | 9:00 |
|---------------------------------|------|

SUNDAY, OCTOBER 31

(Eighth Weekend)**

| | |
|------------------------------|-------|
| Atlanta at New Orleans | 12:00 |
| Buffalo at Denver | 2:00 |
| Chicago at Green Bay | 12:00 |
| Dallas at New York Giants | 4:00 |
| Houston at Cleveland | 1:00 |
| Los Angeles at San Diego | 1:00 |
| Miami at Oakland | 1:00 |
| New England at New York Jets | 1:00 |
| Philadelphia at St. Louis | 12:00 |
| Pittsburgh at Cincinnati | 1:00 |
| San Francisco at Washington | 1:00 |
| Seattle at Kansas City | 12:00 |
| Tampa Bay at Baltimore | 2:00 |

MONDAY, NOVEMBER 1

| | |
|----------------------|------|
| Detroit at Minnesota | 8:00 |
|----------------------|------|

SUNDAY, NOVEMBER 7

(Ninth Weekend)*

| | |
|------------------------------|-------|
| Atlanta at Chicago | 12:00 |
| Baltimore at New England | 1:00 |
| Denver at Seattle | 1:00 |
| Detroit at Philadelphia | 1:00 |
| Green Bay at Tampa Bay | 1:00 |
| Houston at Pittsburgh | 1:00 |
| Kansas City at Oakland | 1:00 |
| Los Angeles at New Orleans | 12:00 |
| Minnesota at San Francisco | 1:00 |
| New York Giants at Cleveland | 1:00 |
| New York Jets at Buffalo | 4:00 |
| St. Louis at Dallas | 12:00 |
| Washington at Cincinnati | 1:00 |

MONDAY, NOVEMBER 8

| | |
|--------------------|------|
| San Diego at Miami | 9:00 |
|--------------------|------|

SUNDAY, NOVEMBER 14

(Tenth Weekend)**

| | |
|-------------------------|-------|
| Buffalo at New England | 1:00 |
| Chicago at Tampa Bay | 1:00 |
| Cincinnati at Houston | 12:00 |
| Cleveland at Miami | 4:00 |
| Dallas at San Francisco | 1:00 |
| Denver at Kansas City | 12:00 |
| Green Bay at Detroit | 1:00 |

| | |
|--------------------------------|-------|
| Minnesota at Washington | 1:00 |
| New Orleans at San Diego | 1:00 |
| New York Giants at Los Angeles | 1:00 |
| New York Jets at Pittsburgh | 1:00 |
| Oakland at Baltimore | 2:00 |
| Seattle at St. Louis | 12:00 |

MONDAY, NOVEMBER 15

| | |
|-------------------------|------|
| Philadelphia at Atlanta | 9:00 |
|-------------------------|------|

SUNDAY, NOVEMBER 21

(Eleventh Weekend)**

| | |
|----------------------------------|-------|
| Baltimore at New York Jets | 1:00 |
| Cincinnati at Philadelphia | 1:00 |
| Detroit at Chicago | 12:00 |
| Kansas City at New Orleans | 12:00 |
| Los Angeles at Atlanta | 1:00 |
| Miami at Buffalo | 1:00 |
| Minnesota vs. Green Bay at Milw. | 12:00 |
| New England at Cleveland | 1:00 |
| Pittsburgh at Houston | 12:00 |
| San Francisco at St. Louis | 3:00 |
| Seattle at Denver | 2:00 |
| Tampa Bay at Dallas | 12:00 |
| Washington at New York Giants | 4:00 |

MONDAY, NOVEMBER 22

| | |
|----------------------|------|
| San Diego at Oakland | 6:00 |
|----------------------|------|

THURSDAY, NOVEMBER 25

(Twelfth Weekend)*

(Thanksgiving Day)

| | |
|----------------------------|-------|
| Cleveland at Dallas | 3:00 |
| New York Giants at Detroit | 12:00 |

SUNDAY, NOVEMBER 28

| | |
|------------------------------|-------|
| Baltimore at Buffalo | 1:00 |
| Chicago at Minnesota | 12:00 |
| Denver at San Diego | 1:00 |
| Green Bay at New York Jets | 1:00 |
| Houston at New England | 1:00 |
| Kansas City at Los Angeles | 1:00 |
| New Orleans at San Francisco | 1:00 |
| Oakland at Cincinnati | 1:00 |
| Philadelphia at Washington | 1:00 |
| Pittsburgh at Seattle | 1:00 |
| St. Louis at Atlanta | 1:00 |

MONDAY, NOVEMBER 29

| | |
|--------------------|------|
| Miami at Tampa Bay | 9:00 |
|--------------------|------|

THURSDAY, DECEMBER 2

(Thirteenth Weekend)**

| | |
|------------------------------|------|
| San Francisco at Los Angeles | 6:00 |
|------------------------------|------|

SUNDAY, DECEMBER 5

| | |
|--------------------------------|-------|
| Atlanta at Denver | 2:00 |
| Buffalo vs. Green Bay at Milw. | 12:00 |
| Cincinnati at Baltimore | 2:00 |
| Dallas at Washington | 4:00 |
| Houston at New York Giants | 1:00 |
| Kansas City at Pittsburgh | 1:00 |
| Minnesota at Miami | 1:00 |
| New England at Chicago | 12:00 |
| St. Louis at Philadelphia | 1:00 |
| San Diego at Cleveland | 1:00 |

| | |
|--------------------------|-------|
| Seattle at Oakland | 1:00 |
| Tampa Bay at New Orleans | 12:00 |

MONDAY, DECEMBER 6

| | |
|--------------------------|------|
| New York Jets at Detroit | 9:00 |
|--------------------------|------|

SATURDAY, DECEMBER 11

(Fourteenth Weekend)*

| | |
|---------------------------------|-------|
| Philadelphia at New York Giants | 12:30 |
| San Diego at San Francisco | 1:00 |

SUNDAY, DECEMBER 12

| | |
|----------------------------|-------|
| Baltimore at Minnesota | 12:00 |
| Chicago at Seattle | 1:00 |
| Cleveland at Cincinnati | 1:00 |
| Denver at Los Angeles | 1:00 |
| Detroit at Green Bay | 12:00 |
| Miami at New England | 1:00 |
| New Orleans at Atlanta | 4:00 |
| Oakland at Kansas City | 3:00 |
| Pittsburgh at Buffalo | 12:00 |
| Tampa Bay at New York Jets | 1:00 |
| Washington at St. Louis | 12:00 |

MONDAY, DECEMBER 13

| | |
|-------------------|------|
| Dallas at Houston | 8:00 |
|-------------------|------|

SATURDAY, DECEMBER 18

(Fifteenth Weekend)*

| | |
|------------------------|-------|
| Los Angeles at Oakland | 1:00 |
| New York Jets at Miami | 12:30 |

SUNDAY, DECEMBER 19

| | |
|--------------------------|------|
| Atlanta at San Francisco | 6:00 |
| Buffalo at Tampa Bay | 1:00 |

NFL PLAYOFF TIE-BREAKERS

Two Clubs

1. Head-to-Head (best won-lost-tied percentage in games between the clubs).
2. Best won-lost-tied percentage in games played within the division.
3. Best won-lost-tied percentage in games played within the conference.
4. Best won-lost-tied percentage in common games, if applicable.
5. Best net points in division games.
6. Best net points in all games.
7. Strength of schedule.
8. Best net touchdowns in all games.
9. Coin toss.

WILD CARD TIES

1. If all the tied clubs are from the same division, apply division tiebreaker.
2. If the tied clubs are from different divisions, apply the following steps.

Two Clubs

1. Head-to-Head, if applicable.
2. Best won-lost-tied percentage in games played within the conference.
3. Best won-lost-tied percentage in common games, minimum of four.
4. Best net points in conference games.
5. Best net points in all games.
6. Strength of schedule.
7. Best net touchdowns in all games.
8. Coin toss.

Three-or-More-Clubs

1. Head-to-Head (best won-lost-tied percentage in games among the clubs).
2. Best won-lost-tied percentage in games played within the division.
3. Best won-lost-tied percentage in games played within the conference.
4. Best won-lost-tied percentage in common games.
5. Best net points in division games.
6. Best net points in all games.
7. Strength of schedule.
8. Best net touchdowns in all games.
9. Coin toss.

Three-or-More-Clubs

1. Head-to-Head sweep (applicable only if one club has defeated each of the others or one club has lost to each of the others).
2. Best won-lost-tied percentage in games played within the conference.
3. Best won-lost-tied percentage in common games, minimum of four.
4. Best net points in conference games.
5. Best net points in all games.
6. Strength of schedule.
7. Best net touchdowns in all games.
8. Coin toss.

| | |
|-------------------------------|-------|
| Green Bay at Baltimore | 2:00 |
| Houston at Philadelphia | 1:00 |
| Kansas City at Denver | 2:00 |
| Minnesota at Detroit | 1:00 |
| New England at Seattle | 1:00 |
| New Orleans at Dallas | 3:00 |
| New York Giants at Washington | 1:00 |
| Pittsburgh at Cleveland | 1:00 |
| St. Louis at Chicago | 12:00 |

MONDAY, DECEMBER 20

| | |
|-------------------------|------|
| Cincinnati at San Diego | 6:00 |
|-------------------------|------|

SUNDAY, DECEMBER 26

(Sixteenth Weekend)**

| | |
|------------------------------|-------|
| Baltimore at San Diego | 1:00 |
| Chicago at Los Angeles | 1:00 |
| Cleveland at Houston | 12:00 |
| Denver at Oakland | 1:00 |
| Detroit at Tampa Bay | 1:00 |
| Green Bay at Atlanta | 1:00 |
| New England at Pittsburgh | 1:00 |
| New York Giants at St. Louis | 12:00 |
| New York Jets at Minnesota | 12:00 |
| Philadelphia at Dallas | 3:00 |
| San Francisco at Kansas City | 12:00 |
| Seattle at Cincinnati | 1:00 |
| Washington at New Orleans | 12:00 |

MONDAY, DECEMBER 27

| | |
|------------------|------|
| Buffalo at Miami | 9:00 |
|------------------|------|

*NBC-TV Doubleheader Week

**CBS-TV Doubleheader Week

Media Information

PRESS GATE: Press entrance for Saints' games at Superdome is located on lower level of northwest parking garage (side nearest Claiborne Ave. overpass) near the center of the building. Press door opens at 10:30 a.m. (press will-call at this entrance).

CREDENTIAL REQUESTS: Superdome press box space is reserved for the working news media. Requests should be made at least one week in advance and directed to Greg Suit, public relations director, New Orleans Saints, 1500 Poydras St., New Orleans, La. 70112.

TELEVISION AND RADIO: Network television and visiting radio are assigned to numbered booths in main press box. Spotters and statisticians are available upon advance request.

PHOTOGRAPHERS: Only accredited working photographers and cameramen are allowed on sidelines. They must wear a "field photo" credential and kneel behind the 12-foot restricted zone. The bench areas are off limits at all times. Photographers should take special note of conditions of use listed on the credential.

LOCKER ROOMS: Only accredited working media are allowed in locker rooms after the games. There is no admission before the game.

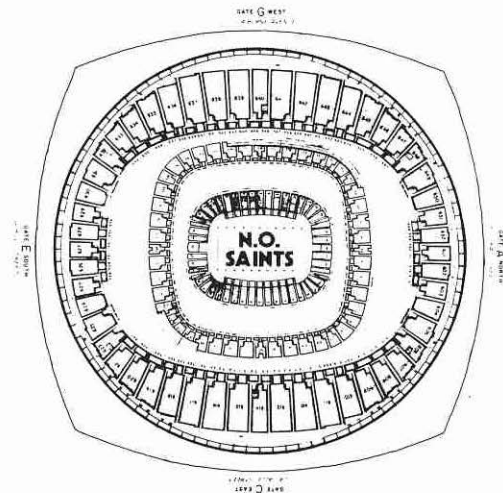
TELEPHONES: Requests for service should be directed to Patricia Litchfield (504) 587-3854.

AMFAX: Requests for service should be directed to David Perrone (504) 834-2588. Leon Letulle, formerly of Sports Comm, also operates a copy transmission service. He can be reached at (504) 368-3140.

PRESS BOX SERVICES: Statistical information is supplied before, during and after game. Scores of other games are announced and posted as received. Post-game quotes are provided from both locker rooms. Refreshments are served in the press lounge before game, half-time, and post-game.

TRANSPORTATION: Rides to Moisant International Airport will be arranged for visiting media with tight departure schedules.

Saints Ticket Information



LOUISIANA SUPERDOME SEATING CAPACITY: 71,330

TICKET PRICES

| Season | Single Game | |
|----------|-----------------------------|---------|
| \$160.00 | Loge Level & Padded Terrace | \$16.00 |
| \$140.00 | Plaza Level | \$14.00 |
| \$100.00 | Terrace Level | \$10.00 |

TICKET OFFICE

The New Orleans Saints ticket office is located in the Louisiana Superdome. Office hours are 9 a.m. to 5 p.m. weekdays. The ticket office is also open during these hours on Saturday before regular season home games.

Use your Visa or Mastercharge card to order tickets by phone or mail. Other mail orders will be accepted when accompanied by a certified check or money order for the amount plus \$1 for handling.

On game days, tickets may be purchased at the Superdome on the plaza level beginning at 9 a.m.

SINGLE GAME TICKET OUTLETS

Individual game tickets are available at official Saints ticket outlets at the following locations: NEW ORLEANS—Gemelli's Men's Store, 117 Camp St. METAIRIE—Gemelli's Men's Store, 3770 Veterans Hwy. GRETN—Felix Seafood House, 500 Franklin St. MARRERO—Eddie's Rose Room, 6625 10th St. BRIDGE CITY—Fasullo Supermarket. BATON ROUGE—Godchaux's, 1500 Main St. GULFPORT, MISS.—J.C. Penny, Edgewater Mall; Keesler Air Force Base. MOBILE, ALA.—Brunell Travel, 100 Saint Joseph St. SLIDELL—Fasullo Drugs, 1591 Gause Blvd.



SAINTS ON WWL RADIO

New Orleans Saints home and away games will be broadcast by WWL Radio (870) as the flagship station of the Saints network.

Larry Matson of WWL Sports will be play-by-play announcer with WWL-TV (4) sports director Jim Henderson providing the color commentary.

LOUISIANA

| | |
|--------------------|---------|
| Baton Rouge..... | WAFB-FM |
| Bogalusa | WBOX |
| Covington..... | WARB |
| Crowley | KSIG |
| Eunice | KEUN |
| Garyville..... | WCKW |
| Hammond | WFPR |
| Houma | KHOM-FM |
| Lafayette | KXKW |
| Marxville..... | KWLB-FM |
| Monroe..... | KMLB |
| Morgan City..... | KFXT-FM |
| Pineville | KPAL |
| Port Sulphur | KAGY |
| Rayville..... | KXLA |
| Tallulah..... | KTLD |
| Winnsboro | KMAR |

MISSISSIPPI

| | |
|-------------------|------|
| Biloxi..... | WLOX |
| Clinton | WHJT |
| Greenwood | WGRM |
| Hattiesburg | WHSY |
| Laurel | WQIS |
| McComb..... | WHNY |
| Monticello..... | WMLC |
| Natchez | WMIS |
| Pascagoula | WGUD |
| Wiggins | WIGG |
| Yazoo City..... | WAZF |

ALABAMA

| | |
|-------------|------|
| Mobile..... | WKRG |
|-------------|------|

SAINTS PRESEASON GAMES ON TELEVISION

Saints 1982 preseason games will be shown on television. WWL (4) will televise live away games against the Houston Oilers on Aug. 12 (7:00 p.m.) and the Minnesota Vikings on Sept. 3 (7:30 p.m.).

WWL (4) will tape for replay home games against Kansas City on Aug. 21 and the Cleveland Browns on Aug. 28. Replay of the two preseason home games are scheduled as follows: Kansas City, 1:00 p.m., Sunday Aug. 22; Cleveland, 11:30 a.m., Sunday, Aug. 29.

The radio broadcast team of Larry Matson (play-by-play) and Jim Henderson (color commentary) will also be at the microphones for preseason telecasts.

WWL Newsradio 87

**Your ticket
to the game.
Tune in to
WWL Newsradio 87
for LIVE Saints coverage.**

SAINTS

