




SAINTS



1987 OFFICIAL
MEDIA GUIDE



\$3.00

Our team scored big
in the off season

GTE
Telecommunications
Consultant
to the



GTE is pleased to announce
this expanded association with
the National Football League



NEW ORLEANS SAINTS 1987 SCHEDULE

PRESEASON GAMES

Date	Opponent	New Orleans Kickoff Time
AUG. 15 (SAT.)	MINNESOTA VIKINGS	7 P.M.
AUG. 22 (SAT.)	HOUSTON OILERS	7 P.M.
AUG. 29 (SAT.)	PITTSBURGH STEELERS	7 P.M.
Sept. 4 (Fri.)	at Cincinnati Bengals	6:35 p.m.

LEAGUE GAMES*

SEPT. 13	CLEVELAND BROWNS	12 NOON
Sept 20	at Philadelphia Eagles	12 Noon
SEPT. 27	ATLANTA FALCONS	12 NOON
OCT. 4	LOS ANGELES RAMS	12 NOON
Oct. 11	at St. Louis Cardinals	12 Noon
Oct. 18	at Chicago Bears	12 Noon
OCT. 25	SAN FRANCISCO 49ERS	12 NOON
Nov. 1	at Atlanta Falcons	12 Noon
Nov. 8	at Los Angeles Rams	3 p.m.
Nov. 15	at San Francisco 49ers	3 p.m.
NOV. 22	NEW YORK GIANTS	3 P.M.
Nov. 29	at Pittsburgh Steelers	12 Noon
DEC. 6	TAMPA BAY BUCCANEERS	3 P.M.
DEC. 13	HOUSTON OILERS	12 NOON
Dec. 20	at Cincinnati Bengals	12 Noon
DEC. 27	GREEN BAY PACKERS	12 NOON

*All Sunday games

HOME GAMES IN CAPS

ON THE COVER

The cover of the Saints 1987 Official Media Guide features just three of a growing number of good reasons that the franchise expects an exciting season.

Running back Rueben Mayes last season earned consensus rookie of the year honors and was selected for the Pro Bowl after gaining 1,353 yards in his initial NFL campaign.

Head coach Jim Mora enters his second season in New Orleans, committed to winning and pursuing that goal with the no-nonsense techniques that have established for him the reputation of "winner."

Linebacker Rickey Jackson has made four successive Pro Bowl appearances and continues to excel in the "team defense" concept that is vital to Mora's blueprint for success.

CONTENTS

ALUMNI	120-123	'Consecutive' Records	133
BIOGRAPHIES		Leaders, All-Time	128-129
Administration	19-22	Leaders by Years	124-127
Coaching Staff	10-14	Opponent Individual	147
Executives	6-7	Opponent Team	148
Head Coach	8-9	Saints Individual	136-139
Other Saints, 1987	76-79	Saints Team	140-146
Managing General Partner	4-5	Series Records	99-104
Rookies	64-70	Two-Team Records	148-149
Scouting	17-18	RESULTS	
Training & Equipment Staff	14-16	All-Time	110-113
Veteran Players	24-63	Preseason	114
		1986 Postseason	151
DATEBOOK	113	REVIEW OF 1986	82-89
DEPTH CHART	75	ROSTERS	
DIRECTORY	3	First-Year	72
DRAFT HISTORY	116-119	Numerical	73
GAME STAFF	150	Veterans	71
HISTORY	105-109	RULE CHANGES, 1987	153
HOTELS	132	SCHEDULES	
HOW SAINTS WERE BUILT	74	1987 Postseason	157
LAST TIME	70	NFL Preseason	154
LONGEST PLAYS, 1986	73	NFL Regular Season	155-157
MEDIA INFORMATION	159	STANDINGS, ALL-TIME	115
MVP'S	12	STATISTICS	
NFL DIRECTORY	150	1986 Individual	90-91
NFL STANDINGS, 1986	151	1986 Team	90
OPPONENT INFORMATION	94-98	SUPER BOWL RESULTS	135
PRONUNCIATION GUIDE	56	TICKET INFORMATION	158
RADIO NETWORK	160	TIE BREAKERS	152
RECORDS		TRAINING CAMP	133
Attendance	134-135		
Big Days	130-132		

SOUTHEASTERN LOUISIANA SAINTS' SUMMER HOME

Southeastern Louisiana University will again be the site of Saints 1987 training camp. The Hammond campus was utilized for the first time by the Saints in 1986.

Training sessions open with rookies reporting July 25. Veterans are due July 30.

Mailing address for the Saints at training camp is: Southeastern Louisiana University, Hammond, LA 70402.

Phone numbers:

Switchboard and all Saints numbers (504) 542-2140
Public Relations (504) 345-9100
News Reports (504) 542-5479

SAINTS DIRECTORY

OWNER/GENERAL PARTNER Tom Benson

ADMINISTRATION

President/General Manager Jim Finks
Vice President of Administration Jim Miller
Business Manager/Controller Bruce Broussard
Assistant Controller Charleen Sharpe
Data Processing Manager Jay Romig
Director of Player Personnel Bill Kuharich
Assistant to the Player Personnel Director Austin Dejan
Director of Public Relations/Marketing Greg Suit
Director of Media Services Rusty Kasmiersky
Assistant Director of Marketing Bill Ferrante
Public Relations/Marketing Assistant Sylvia Alfortish
Director of Travel/Entertainment/Special Projects Barra Bircher
Ticket Manager Sandy King

COACHING AND PLAYER PERSONNEL STAFF

Head Coach Jim Mora
Offensive Coordinator/Quarterbacks Carl Smith
Running Backs Jim Skipper
Receivers Steve Walters
Tight Ends/Special Teams Joe Marciano
Offensive Line Paul Boudreau
Defensive Coordinator/Inside Linebackers Steve Sidwell
Outside Linebackers Vic Fangio
Defensive Line John Pease
Defensive Secondary Dom Capers
Strength and Conditioning Russell Paternostro
Personnel Scout Hamp Cook
Personnel Scout Bill Baker
Personnel Scout Carmen Piccone
Personnel Scout Tom Marino
Director of Videotape Albert Aucoin
Assistant Director of Videotape Brian Bazinski
Trainer Dean Kleinschmidt
Assistant Trainer Kevin Mangum
Equipment Manager Dan Simmons
Assistant Equipment Manager Glennon (Silky) Powell
Grounds Superintendent Lester Vallet
Team Physicians Dr. Charles L. Brown, Dr. Ken Saer,
Dr. Terry Habig, Dr. Lee Moss
Team Dentist Dr. King McGoey

Tickets: 1500 Poydras Street
New Orleans, LA 70112
(504) 522-2600

Football Office: 6928 Saints Drive
Metairie, LA 70003
(504) 733-0255
(504) 733-6147 (Public Relations)

TOM BENSON

OWNER/GENERAL PARTNER



ROMAGUERA

Winning in the world of business is a familiar posture for owner/general partner Tom Benson. Winning in the National Football League is a new challenge for the man that has made successful business after business with the same formula.

Longtime Benson associates will attest that he has built an empire from ground-zero with a roll-up-the-sleeves work ethic and a personal tenacity that makes things happen.

He demonstrated those qualities in the protracted negotiations in Spring, 1985, that

led to the purchase of the franchise. Before the purchase was completed June 3, Benson had assembled a group of ten partners and formed a coalition of political, business and community figures. Through months of setbacks, he continued to orchestrate the monumental task of guiding the sale to completion, a goal that many, even some involved in the project, thought impossible.

With the team secured in New Orleans, he spent the 1985 season observing and evaluating franchise operations, eventually beginning to place his personal touch on the football operation.

Following that initial campaign, conducted with incumbent front office and coaching personnel, Benson again demonstrated his commitment to bringing a winner to his hometown. In January he brought highly-regarded Jim Finks on board as president/general manager. Soon after, Jim Mora, much in demand after his striking success with the Philadelphia/Baltimore Stars, was hired as head coach.

Understanding the support of Saints fans since the birth of the franchise in 1967, Benson underlines the need for success.

"There is a difference between wanting to win and having to win," he explained. In our case, we have to win. We have to put in the extra effort that leads to achievement. When you have to win, you really look for the extra things that can make you successful."

With that in mind, Benson went about the task of pointing his NFL franchise in the right direction. He partnered with Finks, architect of winners in the NFL, and Mora, an achiever in the USFL. They have pointed their abilities toward the goal — a winner for New Orleans and Louisiana.

Benson was born in New Orleans in 1927 and grew up on the edge of the city's sprawling 9th Ward. He was educated at St. Aloysius High School (now Brother Martin) and Loyola University. As a youngster, he played sandlot

football at St. Roch Park and earned spending money delivering the Times Picayune newspaper.

After studying business and accounting at Loyola, the young Benson went to work as a bookkeeper for the Cathey Chevrolet Co. in New Orleans in 1948.

By 1956, at age 29, Benson was on his way to San Antonio, Texas to manage a Chevrolet dealership as a junior partner. Six years later he took full control of the dealership and established the Tom Benson Chevrolet Co. That acquisition, combined with Benson's confidence and determination, spawned what is today Benson Automotive World with 36 different franchises at 21 dealerships, 12 of which are in New Orleans, eight in San Antonio and one in Kerrville, Texas. He currently serves on several advisory boards of General Motors Corp.

He also has extensive real estate and banking interests, including the Ponchartrain State Bank with three New Orleans-area branches.

Appreciative of the fact that New Orleans, its schools, business community and people gave him his start, Benson and his brothers, Jerome and Larry, established the Free Enterprise Resource Center at Brother Martin High School in honor of their parents, Tom Sr. and Carmen. He has also sponsored chairs in free enterprise at two universities, and is director of the chair at St. Mary's University.

He serves his college alma mater on the President's Council of Loyola University.

Benson has received many honors for his community involvement, a few of which are: American Tradition award from the B'nai Brith Foundation of the United States; Rev. Jaques E. Yenni Award for Community Service from Loyola University; N.A.D.A. Northwood Institute Award for Outstanding Service to Education; Brotherhood Award of the National Conference of Christians and Jews; Order of St. Louis Medallion for dedication to church from the Archdiocese of New Orleans; 1986 Brother Martin High School Alumnus of the Year; Honorary Doctor of Science and Business from Cleary College (Ypsilanti, Mich.); and Honorary Doctor of Humane Letters from Loyola University.

He is one of four children and the grandnephew of the late Herbert Benson, a local architect who helped design Tulane Stadium and was one of the founders of the annual Sugar Bowl football game.

In addition to his home in New Orleans, Benson also has a 2,000-acre ranch near that of the late president Lyndon Johnson where he maintains a stable of race horses that carry his silver and blue colors to several Louisiana tracks. Part of the ranch is a game preserve, a refuge for exotic deer, antelope and other species. He has also developed a prestigious herd of Angus cattle.

Benson and his wife, the former Grace Trudeau of New Orleans, share a family of six children: Rene LeBlanc, Tootsie Benson, Donn Walker, Susan Stucke, Rick Walker and Mirian Walker.

JIM FINKS

President/General Manager



LUCIA

Jim Finks was named president and general manager of the Saints franchise Jan. 14, 1986, bringing with him a background of success as a player, coach, scout and administrator that spans 37 years in sports.

In addition to his duties as head of the franchise, Finks is also part-owner of the team. His charge is to make the Saints a winner. He has proven, with two other NFL franchises, and at various other stops, that he is capable of achieving that goal.

1986 for the Saints was a learning process under Finks. During the past year, Finks has provided the club with a focus, an organizational process he has developed through his years of sports savvy.

During a ten-year association with the Minnesota Vikings, Finks brought that NFC Central club to the top of the professional game. He joined the Vikings in 1964 as general manager. He became vice president in 1969 and executive vice president, 1973. Upon arrival in Minnesota, Finks hired then-unknown Bud Grant to coach the Vikings. That was just one of many calculated moves that would take the team to two Super Bowls (Jan. 1970 and 1974) during Finks tenure, and establish the foundation for two more Viking appearances in the title game. During his final four seasons with the Vikings (1970-73), the team achieved 47 victories. Following Minnesota's second Super Bowl appearance, Finks resigned.

In 1968, Finks had served on the first NFL negotiating committee that met with the players association. After leaving the Vikings, he served full-time with the NFL Management Council through the turbulent summer of 1974 and helped end a players' strike prior to the start of the season. Since that time, he has remained a consultant to the management council.

Finks was named executive vice president, general manager and chief operating officer of the Chicago Bears just two days before the 1974 season opener.

The Bears situation was similar to that which he found on his arrival in Minnesota, a franchise with few accomplishments over several seasons. He spent that first season observing, evaluating and planning. By 1977, the Bears were in the playoffs for the first time since 1963.

Following the 1982 season, Finks moved from the Bears to the Chicago Cubs where he served as team president through the successful 1984 campaign for the National League East title.

In 1985 he served as a senior consultant with the Chicago-based public relations firm of Hill and Knowlton.

Finks, 59, entered the NFL as a rookie quarterback in 1949 from Tulsa

University. The Steelers were the only team in the NFL to still employ the single wing, and Finks played defensive back until 1952 when Pittsburgh converted to the T-formation. Finks became the starting quarterback that year and went on to represent the Eastern Conference in the Pro Bowl along with Otto Graham. He also played professional baseball, 1949-50.

He retired as an NFL player following the 1955 season and joined Notre Dame as backfield coach on Terry Brennan's staff.

He served as assistant coach and scout for Calgary in the CFL the following season and took over as general manager of the Stampeders in late 1957. He remained with the Stampeders until joining the Vikings in 1964.

A native of Salem, Ill., Finks was born Aug. 31, 1927. Finks, an avid tennis player, and his wife Maxine reside in Metairie. They have four sons: Jim, David, Dan and Tom.


HEAD COACHES

1967-85

Year	W Tom Fears	L	T	Year	W Dick Nolan	L	T
1967	3	11	0	1978	7	9	0
1968	4	9	1	1979	8	8	0
1969	5	9	0	1980	0	12	0
1970	1	5	1	Totals	15	29	0
Totals	13	34	2				
	J.D. Roberts			1980	Dick Stanfel		
1970	1	6	0		1	3	0
1971	4	8	2				
1972	2	11	1		O.A. (Bum) Phillips		
Totals	7	25	3	1981	4	12	0
	John North			1982	4	5	0
1973	5	9	0	1983	8	8	0
1974	5	9	0	1984	7	9	0
1975	1	5	0	1985	4	8	0
Totals	11	23	0	Totals	27	42	0
	Ernie Heffertle				Wade Phillips		
1975	1	7	0	1985	1	3	0
	Hank Stram						
1976	4	10	0	1986	Jim Mora		
1977	3	11	0		7	9	0
Totals	7	21	0				

JIM MORA

Head Coach



Building a winner in the National Football League isn't easy. But Jim Mora has undertaken the building task on in New Orleans as he has every challenge in his life.

Head-on.

Mora brought impeccable credentials to New Orleans in 1986 as he embarked on his first year as an NFL head coach. He inherited a Saints team that needed many questions answered coming off a 5-11 slate in 1985. Systematically, he sought to answer those questions.

For the Saints, 1986 was a year of improvement. For Mora, it wasn't enough.

As head coach of the Philadelphia/Baltimore Stars 1983-85, Mora posted an astonishing 48-13-1 record, guided his team into the championship game all three years, won the league championship in 1984 and 1985 and was named coach of the year in 1984.

Those accomplishments, as well as his reputation as a hard-working, businesslike competitor, made Mora much in demand when NFL coaching openings were announced after the 1985 season. He had several offers to turn the fortunes of NFL clubs as head coach. But of four NFL openings for a head coach, Mora was attracted to New Orleans. He was one of eight candidates personally interviewed by president/general manager Jim Finks.

"I was impressed with the Saints ownership and organization, the plan for the franchise and the people," Mora said of his choice. "Mr. (Tom) Benson wants to win, and he knows what it takes to be a winner. Jim Finks has a great track record in the NFL. There is a tremendous opportunity here in New Orleans."

And a challenge to bring the franchise a winning season that will be its first.

Mora, 52, spent 23 years coaching in the college and professional ranks before embarking on his first experience as a pro head coach. In addition to his tenure as head coach of the Stars where he became the winningest coach in the league, he worked in seven different college and NFL organizations before joining the Saints January 28, 1986.

A native of Los Angeles and the son of a television film editor, Mora played tight end and defensive end four years at Occidental College. His teammate and roommate, now-congressman Jack Kemp, became a standout quarterback with the Buffalo Bills on his way to a career in public service. After completing his B.A. in physical education in 1957, Mora was assistant coach four years and head coach three years at his alma mater. He later earned a master's degree in education at USC.

In 1967, Mora joined John Ralston's staff at Stanford as linebackers coach. There he became friends with Dick Vermiel, quarterbacks and receivers coach on the same staff, who would later lead the Philadelphia Eagles to the Super Bowl.

Ralston would later describe Mora as having "the executive ability to run General Motors."

After a single season at Stanford, Mora moved to the University of Colorado in 1968 where he coached all phases of defense in six years on Eddie Crowder's staff.

In 1974, Mora joined Vermiel, then head coach at UCLA, as linebackers coach.

The following season, Mora moved to Don James' staff at the University of Washington as defensive coordinator and served in that capacity three seasons before making the jump to the National Football League.

In 1978, Mora joined the Seattle Seahawks as defensive line coach and remained with the AFC club until 1982 when he was named defensive coordinator of the New England Patriots. Mora's defensive unit played a major role in the Patriots' march to the playoffs that year.

In his first season with the Stars, 1983, Mora guided the team to a 16-4 record and a narrow miss in the league championship game, a loss to the Michigan Panthers, 24-22. The following year, Mora's team went 19-2 and defeated the Arizona Wranglers 23-3 for the title. Last season the team achieved a 13-7-1 mark and beat Oakland, quarterbacked by Bobby Hebert, now a Saint, for the championship, 28-24.

"I'm right where I want to be, right where I want to coach," said Mora. "And I like this challenge. We're not geniuses. I believe in working a football team as hard as we can. My job is to get the most out of our players, to get them to play up to their potential."

Mora, born May 24, 1935 at Glendale, California, and his wife, Connie, have three sons: Jim (25), an assistant coach with the San Diego Chargers; Michael (23) and Stephen (19).

SAINTS RETIRED NUMBERS

Only two numbers on the Saints roster have been retired. Defensive end Doug Atkins, the former University of Tennessee all-American, joined the Saints in 1967 and retired in 1969. Jim Taylor, all-Pro running back, played in a Saints uniform in 1967. Both Atkins' no. 81 and Taylor's no. 31 are retired. Atkins and Taylor are members of the NFL's Hall of Fame.

COACHING STAFF

CARL SMITH, Offensive Coordinator/Quarterbacks




Carl Smith joined the Saints staff in 1986 from the staff of the Philadelphia/Baltimore Stars. Smith directed the Stars' quarterbacks and wide receivers 1984-85 after a year as special teams coach.

Smith started his coaching career as graduate assistant at his alma mater, Cal Poly-San Luis Obispo in 1971. He moved to the University of Colorado as graduate assistant in 1972, and earned his first fulltime post as linebacker coach for the Buffaloes in 1973 where he worked with Saints head coach Jim Mora.

In 1974, Smith joined the staff at the University of Southwestern Louisiana as defensive line coach. He coached defensive backs for the Ragin' Cajuns 1975-76, then switched to the offensive side of the ball as offensive coordinator 1977-78. He served at Lamar University 1979-81, and was named offensive coordinator at North Carolina State in 1982.

Smith was born April 26, 1948 at Wasco, California. He and his wife, Dianne, live in Kenner with their two sons, Tracy and Tyler.

STEVE SIDWELL, Defensive Coordinator/Inside Linebackers



In his second season with the Saints, Sidwell came to New Orleans from the Indianapolis Colts, where he coached the defensive line in 1985. Under his direction, the Saints made progress with each game, and led the NFL in yards allowed per rushing attempt (3.2).

All-conference at linebacker at the University of Colorado, Sidwell started his coaching tenure as linebacker coach 1966-73 at his alma mater, working there with Jim Mora. He moved to the University of

Nevada-Las Vegas, assuming the additional duties of defensive coordinator, 1974-75. In 1976, Sidwell was named defensive coordinator and held that post until 1981.

Sidwell's first pro coaching spot came in 1982-84, when he served as linebacker coach for the New England Patriots. The first season was served under Mora, the Patriots' defensive coordinator.

Born August 8, 1944 at Winfield, Kansas, Steve and his wife Katy have two sons, Brad and Scott. They live in Destrehan.

PAUL BOUDREAU, Offensive Line




In his first season with the Saints, Boudreau comes to New Orleans from the Edmonton Eskimos of the CFL.

A graduate of Boston College, Boudreau started his coaching career at Oxford High School in Boston, Massachusetts 1973-74. He moved to his alma mater as offensive line coach 1974-77. Stops at the University of Maine (1977-79), Dartmouth (1979-81), and Navy (1982) preceded his appointment to the Eskimos staff.

Boudreau and his wife, Joan have a son, Paul, and a daughter, Jill. They live in Destrehan.

DOM CAPERS, Defensive Backs



In his second year with the Saints, Dom Capers came to the Saints after two seasons with Jim Mora at the USFL's Philadelphia/Baltimore Stars.

Lettering four years in football and baseball at Mount Union College, Capers opened his collegiate coaching career at Kent State as graduate assistant 1972-74. After a brief stint at the University of Washington in 1975, Capers accepted his first fulltime post at the University of Hawaii, coaching defensive backs 1975-76.

Following tenure at San Jose State (1977), California (1978-79), and Tennessee (1980-81), Capers joined Earle Bruce's staff at Ohio State (1982-83). The Buckeyes made bowl appearances in both of Capers' seasons.

The Stars won the USFL championship game both of Capers' seasons coaching the defensive backs.

Capers was born August 7, 1950 at Cambridge, Ohio. He and his wife, Holly, live in Destrehan.

VIC FANGIO, Inside Linebackers



In his second season with the Saints, Fangio joined Jim Mora in New Orleans from the USFL.

Fangio a graduate of East Stroudsburg University, started his coaching career at his high school alma mater, Dunmore High School, as linebacker coach in 1979. He was named defensive coordinator at Dunmore, serving in that capacity 1980-81. In 1982, Fangio worked as defensive coordinator at Milford Academy.

A year at the University of North Carolina coaching the defensive line preceded Fangio's appointment to the USFL Stars staff, where he served as defensive assistant and strength and conditioning coach.

Born August 8, 1958 at Dunmore, Pennsylvania, Fangio and his wife, Patty reside in Destrehan.

JOE MARCIANO, Tight Ends/Special Teams



In his second year in New Orleans, Joe Marciano joined the Saints staff in 1986 from the Stars, where he coached tight ends and special teams.


After a four-year college career quarterbacking Temple University, Marciano coached at Wyoming Area High School in 1976 for his first coaching job. He then coached tight ends at East Stroudsburg (1977), and Rhode Island (1978-79). He moved to Villanova in 1980, and joined Joe Paterno's staff in 1981 as tight ends coach. In 1983, he returned to his

alma mater to coach tight ends and special teams.

Marciano joined Jim Mora in 1983 on the Stars staff, and helped in the appearance of the Stars in all of the first three USFL championship games, and victories 1984-85.

Born in Scranton, Pennsylvania February 10, 1954, Marciano and his wife, Cheryl, live in Metairie.

RUSSELL PATERNOSTRO, Strength



Russell Paternostro joined the Saints in 1981 after success at training both individuals and teams at every level of competition.

A New Orleans native, Paternostro graduated from West Jefferson High School, and attended San Diego State University. He played football in high school and also at Camp Pendleton, California during his Navy tour of duty.

Paternostro returned to New Orleans in 1962, managed and owned conditioning centers in the New


Orleans area.

Paternostro was born July 21, 1940 in New Orleans. He and his wife, Mercy, have two daughters, Angela and Robyn. They reside in Jefferson.

SAINTS MOST VALUABLE PLAYERS

1967—Dave Whitsell, safety	1977—Chuck Crist, safety
1968—Doug Atkins, defensive end	1978—Archie Manning, quarterback
1969—Danny Abramowicz, wide receiver	1979—Chuck Muncie, halfback
1970—Mike Tilleman, defensive tackle	1980—Archie Manning, quarterback
1971—Jake Kupp, guard	1981—George Rogers, halfback
1972—Archie Manning, quarterback	1982—Ken Stabler, quarterback
1973—Billy Newsome, defensive end	1983—Wayne Wilson, running back
1974—John Didion, center	1984—Hokie Gajan, fullback
1975—Mike Strachan, halfback	1985—Morten Andersen, kicker
1976—Tony Galbreath, fullback	1986—Rueben Mayes, running back

JOHN PEASE, Defensive Line



John Pease came to the Saints in 1986 from the USFL as defensive line coach of the Stars.

Following graduation from the University of Utah after an all-WAC senior season at wingback, Pease served in the military in Puerto Rico 1965-67. It was there that he got his first coaching experience, coordinating the offense at Antilles High School in 1966. He returned to his alma mater 1968-69 as graduate assistant.

His first fulltime job came at Fullerton College where he served 1970-73 as defensive coordinator. He served at Long Beach State 1974-76, and returned to Utah to coach 1977.

Pease coached at the University of Washington 1978-82 before joining the Stars staff in 1983.

Born October 14, 1943 in Pittsburgh, Pennsylvania, Pease has a daughter, Kristin. He and his wife, Chris, live in Metairie.

JIM SKIPPER, Running Backs



Joining the Saints in 1986, Jim Skipper coached running backs for the Stars 1983-85.

Skipper graduated from Whittier College, and started his coaching career at Duarte High School in California in 1973. He coached defensive backs at Cal Poly-Pomona 1974-76, and the same position at San Jose State 1977-78.

Skipper's first running backs coaching position came at the University of the Pacific in 1979, and coached 1980-82 at the University of Oregon in the same


capacity.

Skipper was born January 23, 1949 at Breaux Bridge, Louisiana. Jim and his wife, Elmarie, have have three sons, Courtney, Timmy, and Kelly, a junior running back at Fresno State. The Skippers live in Kenner.

SUPERDOME FACTS

Total Land Area.....	52 acres	Parking Garages.....	5,000 cars, 250 buses
Height.....	273 feet	Lighting.....	15,200 fixtures
Diameter Dome.....	680 feet clear span	Electric Wiring.....	400 miles
Concrete.....	169,000 cubic yards	Aluminum Siding.....	more than 500,000 sq. ft.
Structural Steel.....	20,000 tons	Area of Roof.....	9.7 acres
Air Conditioning.....	9,600 tons	Escalators.....	32
Convention Rooms.....	40	Elevators.....	9 passenger, 1 freight
Restrooms.....	88		
Private Box Suites.....	92		

STEVE WALTERS, Wide Receivers



Steve Walters joined the Saints staff in 1986 from the University of Alabama.

A two-year football letterman at the University of Arkansas, Walters started coaching as graduate assistant at Virginia Tech 1971-72. He accepted his first fulltime coaching position at Tampa University as receivers coach in 1973.

Walters changed sides of the ball, coaching defensive backs at Northeast Louisiana 1974-75, then back to offense in 1976 with quarterbacks and

receivers at Morehead State.


Stops at Tulsa (1977-78), Memphis State (1979), and SMU (1980-81) preceded Walters' first pro coaching post, tutoring defensive backs at the New England Patriots 1982-84.

Walters coached defensive backs at Alabama in 1985.

Born June 16, 1948 at Jonesboro, Arkansas, Walters and his wife, Susan, have a son, Kirk, and a daughter, Kasey. They live in Destrehan.

TRAINING ROOM

DEAN KLEINSCHMIDT, Trainer



Now in his 19th year with the Saints, Dean Kleinschmidt was appointed head trainer in 1971. He was, at that time, the youngest head trainer in the NFL.

A native of Morgan, Minnesota, Kleinschmidt attended Indiana University. He served as student assistant trainer and staff assistant trainer.


Since joining the Saints in 1969, he has served annually on the Senior Bowl staff as trainer. He has lectured in Sweden in 1976, Mexico City in 1978, and in Bahrain in 1984. He also serves as clinical director

of the Sports Medicine Center at Slidell Memorial Hospital. He is member of the board of directors of the Professional Football Athletic Trainers Society.

In 1986, Dean was voted Professional Athletic Trainer of 1986 by the National Athletic Trainers Association (NATA). Also, he and assistant Kevin Mangum were recognized as the NFL Training Staff of the year by the Professional Football Athletic Trainers Society (PFATS).

Dean and his wife, Marlene, live in Metairie with their son, Rhett.

KEVIN MANGUM, Assistant Trainer



Now in his seventh season with the Saints, Kevin Mangum was named Saints assistant trainer in 1981.

Mangum served as student trainer at Southwest Mississippi Junior College for two seasons. He also spent two years at his alma mater, the University of Southern Mississippi where he graduated with a bachelor's degree in athletic administration and coaching with a specialization in athletic training.

Along with head trainer Dean Kleinschmidt, Mangum shared in the recognition as NFL Training Staff of the

Year by the Professional Football Athletic Trainers Society (PFATS).

A native of Tylertown, Mississippi, Kevin is single and resides in River Ridge.

EQUIPMENT ROOM

DAN SIMMONS, Equipment Manager



A seventeen-year veteran of the equipment room, Dan Simmons is the second in a family of NFL equipment managers. Father Bill was equipment manager for the St. Louis Football Cardinals for 22 years.

Simmons joined the Saints in 1973 after assisting his father in St. Louis for two seasons. A graduate of Meramec College in St. Louis, Dan served four years in the Navy following his graduation.

Dan and his wife, Elaine, live in Mandeville with their three children, Tracy, Tony and Amy.

GLENNON POWELL, Assistant Equipment Manager



Better known as Silky, Powell joined the Saints in 1975.

A native of New Orleans, Powell worked in physical education with the New Orleans Recreation Department. He also served as a coach and manager at his alma mater, Redemptorist High School.

Silky is single and resides in the Irish Channel area of New Orleans.

LESTER VALLET, Grounds Superintendent



Lester Vallet joined the Saints in 1979 with extensive experience in sports facility management and maintenance.

Vallet was stadium superintendent at Tulane University for 12 years. He also served as field crew supervisor at the Louisiana Superdome for three years before joining the Saints staff.

Lester and his wife, Carolyn, have two sons, Lester, Jr. and Melvin. They live in New Orleans.

VIDEO DEPARTMENT

ALBERT AUCOIN, Video Director




Albert Aucoin takes over at the helm of the Saints' video department, assuming command from his father, Erby, who retired last season after 19 seasons with the club.

Albert has been with the Saints since 1976, when he started as a photographer in training camp. He joined the staff fulltime in 1980.

Albert graduated from East Jefferson High School in New Orleans. A native New Orleanian, Albert and his wife, Lori, reside in Covington.

BRIAN BAZINSKI, Assistant Video Director




Brian Bazinski joined the Saints fulltime in 1986 after serving the photo department part-time since 1984.

A native New Orleanian, Bazinski graduated from East Jefferson High School. Before joining the Saints, he ran his own video production company.

Brian and his wife, Paula, live in River Ridge with their two daughters, Kristine and Angela.

PLAYER PERSONNEL

BILL KUHARICH, Director of Player Personnel



Kuharich joined the Saints in 1986 from the Philadelphia/Baltimore Stars of the USFL as director of pro personnel. He was elevated to his present position prior to the 1986 season.

A graduate of Middlebury College in Vermont, Kuharich started his football career as a graduate assistant coach at Brown University in 1976. His first fulltime post came as offensive backfield coach at Hawaii in 1977. Stops at Georgetown (1978), St. Lawrence (1979), and Columbia (1980) followed.

When the USFL started, Kuharich went to Philadelphia as administrative aide to the general manager. He was named assistant general manager/director of player personnel in 1983. The Stars played in all three of the league's championship games and won the USFL title twice.

Both college and pro scouting, professional league player movement and evaluation, and self-scouting are duties of Kuharich's position with the Saints.

Born March 25, 1953 in Skokie, Illinois, Kuharich is the son of the late Joe Kuharich, head coach at Notre Dame, the Washington Redskins and Philadelphia Eagles. Kuharich is single and lives in Destrehan.

AUSTIN DEJAN, Assistant to the Player Personnel Director



Austin Dejan joined the Saints player personnel staff fulltime in 1987.

Dejan is responsible for the day-to-day operation of the player personnel department, including college, pro and self-scouting.

A graduate of Dillard University, Dejan taught in New Orleans Public Schools before coming to the Saints as an intern in the player personnel department in 1986.

A native New Orleanian, Dejan graduated from Benjamin Franklin High School. He is single and resides in New Orleans.

BILL BAKER, Player Personnel Scout



In his second season, Bill joined the Saints in 1986 from three years service in the USFL.

Baker graduated from the University of Arizona in 1977 where he played center and defensive end. His coaching career started at Purdue University in 1978 as an assistant, where he remained until 1982.

Baker's first pro job came with the USFL's Arizona Wranglers in 1982 as director of college scouting. In 1983, he moved to the Michigan Panthers as director of college scouting. In 1984 he assumed a similar position with the USFL's Oakland Invaders.

Baker is assigned to cover colleges in the western United States.

Bill has a son Bill (Bo) III. He lives in Sacramento, California.

HAMP COOK, Player Personnel Scout




Since joining the Saints in 1973, Hamp Cook enters his 15th season as a capable and experienced member of the scouting corps.

Cook coached high school teams in Mississippi and Alabama and was an assistant coach at the University of Southern Mississippi for eight years before joining the Saints. He graduated from Southern Mississippi with a masters degree in physical education.

Cook covers the southeastern United States for the Saints.

Hamp and his wife, Tinkey, live in Hattiesburg, Mississippi. They have three children, Chuck, Tracey and Kyle.

TOM MARINO, Player Personnel Scout



Tom Marino brought fifteen years of football experience when he joined the Saints in 1986 from the Philadelphia/Baltimore Stars.

A graduate of Boston State College, Marino worked three years as scout for the Chicago Bears while finishing his undergraduate degree. He joined the Philadelphia Bell of the World Football League in 1974 as the team's director of player personnel.

He was named to the scouting staff of the Dallas Cowboys, and served 1976. Following the Cowboys, Marino joined the New York Giants, 1977-81.

In 1982, he joined the USFL with the Boston Breakers. He moved to the Denver Gold staff in 1983 as director of player personnel.

Marino is assigned the northeastern United States in the Saints scouting system.

Tom and his wife, Denise, have a daughter, Melissa and a son, Tom, Jr. They live in the Boston, Massachusetts area.

CARMEN PICCONE, Player Personnel Scout



In his second season with the Saints, Carmen Piccone came to New Orleans from a three-year tenure as a scout for the USFL scouting combine.

A three-year starter at Temple University 1954-56, Piccone started his coaching career at his alma mater coaching the freshman team. In 1960, he was named head coach at Southern Illinois, where he remained until 1965.

Stints at Cornell, a return to Temple, and Trenton State preceded his joining the USFL's scouting group

in 1983.

Piccone is responsible for the midwestern United States for the Saints scouting effort.

Carmen and his wife, Dorothy, have two sons. They live in Bloomington, Illinois.

ADMINISTRATION

JIM MILLER, Vice-President of Administration



Now in his second season with the Saints, Jim Miller joined the club from the NFL Management Council just prior to the start of the 1986 campaign.

Miller started his professional career as a writer at the Louisville Courier Journal, 1970-71. He covered the NFL as a writer for the Baltimore Evening Sun 1972-81.

Miller joined the Management Council as director of information. He was the NFLMC spokesman during the 1982 players' strike.

In 1983, he was appointed director of administration, advising clubs on contract matters, coordination of Management Council special projects, and various other duties.

A native of Clark Station, Kentucky, and graduate of the University of Kentucky, Miller also holds a master's degree from the University of Maryland. He and his wife, Bonnie, live in Mandeville with their daughter, Lindsay.

BRUCE BROUSSARD, Business Manager/Controller



Bruce Broussard joined the Saints as ticket manager in 1983. He was appointed to his present position in 1987.

Broussard came to the Saints from LePavillion Hotel in New Orleans, where he served eight years, four as general manager.

A New Orleans native, Broussard attended Cor Jesu High School and Loyola University, where he graduated with a degree in accounting. He is a past president of the New Orleans Hospitality Accountants Association.

tion, and was on the board of directors of the New Orleans Hotel and Motel Association.

Bruce and his wife, Lynn, live in Metairie. They have two sons, Bruce, Jr. and Mark.

CHARLEEN SHARPE, Assistant Controller



Charleen Sharpe joined the Saints staff during the 1981 season.

Charleen served as assistant controller for First Homestead Federal Savings and Loan Corporation for eight years before joining the Saints.

A New Orleans native, Charleen graduated from Andrew Jackson High School and attended the University of New Orleans.

Charleen and her husband, Floyd, reside in Chalmette with their two children, Melissa and Matthew.

SANDY KING, Ticket Manager



Sandy King was appointed to her present position in 1985 after 17 years of service in the Saints ticket office. King joined the ticket office staff in 1968. She was appointed ticket office supervisor in 1984.

A native of Detroit, Michigan, Sandy graduated from Harperwoods High School. She has two sons, Gary and Steve. Sandy lives in New Orleans East.

BARRA L. BIRRCHEER, Director Travel, Entertainment and Special Projects



Now in his 17th season with the Saints, Barra Birrcher joined the Saints in 1971 as entertainment director.

He took on the added duties of game program advertising director in 1977 and travel coordinator in 1979. Birrcher also served as director of marketing 1981-86.

A New Orleans native and graduate of the University of New Orleans, Birrcher is a former publicity director at the Fair Grounds. He had his own advertising agency and is a past president of the Advertising Club

of New Orleans.

Barra and his wife, Kay, live in Metairie with their two children, Christine and David.

JAY ROMIG, Data Processing Manager



Jay Romig enters his 11th season with the Saints. He was named to his present position in 1979.

In addition to his duties with the Saints' computer network, Romig has served the past two years as coordinator of the team's summer training camp at Southeastern Louisiana University in Hammond.

Romig started in the training room with the Saints, serving there 1977-78 as assistant trainer.


He also served as assistant trainer for the University of New Orleans for one year, and was named head

trainer, holding that title for a year.

A native New Orleanian and UNO graduate, Romig attended Brother Martin High School. Jay and his wife, Beth, live in Metairie.

PUBLIC RELATIONS/MARKETING

GREG SUIT, Director of Public Relations and Marketing



Greg Suit is in his 11th season with the Saints. The club combined its public relations and marketing departments in January, 1987.


Suit came to the Saints in 1977 as assistant director of public relations. He was named director of publicity in 1980 and has served the organization as director of public relations since 1981.

As sports information director and assistant athletic director at the University of New Orleans, 1972-76, he won four national awards for his sports publications.

A native of Cincinnati, Ohio, Suit graduated from Miami University (O.) and worked as a newswriter for the Middletown (O.) Journal. He has served on the NFL staff for six Super Bowl games and the 1984 Pro Bowl. He is a member of the Public Relations Society of America.

Greg and his wife, Karen, live in New Orleans with their two sons, Ted and Joshua.

RUSTY KASMIERSKY, Director of Media Services



Rusty Kasmiersky joined the Saints staff in 1981 as assistant director of public relations. He was named to his present position in 1987.

Kasmiersky served as student assistant sports information director at Southwest Texas State University for three years, where he graduated in 1979. He then served one year as sports information director at Angelo State University.

Kasmiersky worked for the Saints 1975-79 as an equipment manager in training camp. A native of Garwood, Texas, Rusty and his wife, Donna, live in Kenner.

BILL FERRANTE, Assistant Director of Marketing



Bill Ferrante joined the Saints marketing department fulltime in 1987.

A graduate of LSU, Ferrante joined the Saints public relations department in 1986 as intern while continuing his studies in the master's program at the United States Sports Academy in Mobile, Ala.

A native New Orleanian, Bill graduated from Ecole Classique High School. He and his wife, Valerie, live in New Orleans.

SYLVIA ALFORTISH, Public Relations and Marketing Assistant



Sylvia Alfortish was named to her present position in 1987. She is entering her 14th season in the Saints public relations office, serving as secretary 1974-83, and as public relations assistant 1983-86.

In addition, Sylvia will serve as director of the Saints dance team formed in 1987.

Alfortish graduated from McDonogh High School. A native of New Orleans, Sylvia resides in Chalmette with her three sons, Sean, Todd and Jeffrey.

1987 OFFICIAL SPONSORS

The Saints salute the official sponsors who have joined the team for the 1987 season:

Crescent Distributing Co.
Lite Beer from Miller

Louisiana Coca-Cola Bottling Co.
Coca-Cola Products

Kentwood Spring Water/10K
Kentwood Water/10K Sports Drink

Anheiser-Busch Brewing Co.
Budweiser Beer

TicketMaster
Computer tickets

WWL-TV
Preseason Game Telecasts

Union Carbide
Eveready Batteries

North American Van Lines
Moving Services

Maison Blanche
Department Stores

Louis Rich
Packaged Meats

Reebok
Athletic Shoes

Eastman Kodak
Film and Processing

Amoco Motor Club
Auto Club

WGNO-TV
The Jim Mora Show

SAINTS BENCH COACHING



Fran Albright
Executive



Ellen Frisard
Head Coach



Yvette Arceneaux
Coaches



Kim Thomas
Receptionist

ADMINISTRATION



Barbara Schoen
Ownership



Linda Bourgeois
Business



Rachel Landreneau
Marketing



Patricia Tanner
Player Personnel



Anne Baudier
Public Relations



Darlene Bonis
Saints Cheerleaders



Sandra Labourdette
Saints Dancers



Sam Surtain
Mail Clerk

TICKETS



Elizabeth Mitchell



Judy Chavis



Fran Pope



Terry Exterstein

1987 SAINTS VETERANS



7 MORTEN ANDERSEN

Kicker Year With Saints: 6 Year in NFL: 6
Ht: 6-2 Wt: 200 College: Michigan State
Born: August 19, 1960 at Struer, Denmark
Joined Saints: Draft Choice No. 4, 1982

PRO: Needs three successful field goals to become NFL's most accurate alltime kicker (requirement is 100 field goals made in career) ... kicked in AFC-NFC Pro Bowl for second consecutive season, scored all points in 13-6 NFC loss ... 51-yard miss vs. Washington 10/5 broke team-record 20 straight successful field goals ... hit 26 of 30 field goals in 1986 (.867), best in NFL last year ... has hit on 57 of 65 kicks in the last two seasons (.877) ... has connected on 62 of 67 kicks inside of 40 yards in his career with one kick blocked from inside that range ... 1985 total of 120 points scored is team record ... had 17 points with 5-5 field goal performance vs. Rams 12/1/85 to break Saints record for field goals in a game ... is team's alltime leading scorer with 425 points in his five seasons ... also is alltime leader in field goals with 97 ... has scored in 50 consecutive games, another team record ... is most accurate field goal kicker in Saints history (min. 35 att.) with .802 percentage ... hit career longest field goal (55) at Denver (9/15) ... hit field goal (53 yds) on last play at Cleveland 10/28 to win game 16-14 ... is 10-17 on 50-yard-plus attempts in his career ... is 32-33 from inside 30 yards in his career, the only miss a blocked attempt ... is 27-31 from 30-39 yards ... is perfect on game-ending attempts in career: 41 vs. Chicago 9/18/83; 35 at Atlanta 10/9/83; 52 at Philadelphia 12/11/83; 53 at Cleveland 10/28/84 ... career started auspiciously with sprained ankle on opening kickoff vs. St. Louis in 1982, but missed only one game that year because he recovered from ankle injury during players' strike ... contract runs through 1988 with no option.


COLLEGE: First team all-America as senior by UPI, Walter Camp, and Sporting News ... played in 1982 Blue-Gray and Senior Bowl games ... also all-academic Midwest as senior with 3.25 GPA ... kicked school record 63-yard field goal as senior ... had only 17 of 56 kickoffs returned senior season ... dual major, communications and German.

PERSONAL: Attended Davis High School in Indianapolis, Indiana as exchange student ... came to United States in 1977 with the notion of not being involved in sports ... was member of Danish national handball team, as was his father ... never kicked a football until coming to U.S. ... started playing soccer at age five ... speaks six languages (Danish, Swedish, Norwegian, German, French, English) ... Morten's "Kicks for Kids" program

has raised \$2,500 in 1983, \$6,000 in 1984, \$9,300 in 1985, and \$8,100 (\$300 per field goal) in 1986 ... nominated by New Orleans area Jaycees as Most Outstanding Young Man in 1984 ... poster produced during 1984 season sold 10,000 copies ... cut top-40 type record "Take It To The Top" with punter Brian Hansen during 1985 season ... appeared in dinner theatre play that ran several weeks during 1985 offseason ... single ... lives in Harahan.

GAMES PLAYED: (1982, 8); (1983, 16); (1984, 16); (1985, 16); (1986, 16). Totals 72.

Year	PAT	STATISTICS						Tot.	BK	Pts.
		1-19	20-29	30-39	40-49	50,				
1982	6-6	-	-	1-1	1-3	0-1	2-5	0	12	
1983	37-38	2-2	8-8	3-4	2-6	3-4	18-24	2	91	
1984	34-34	-	9-9	4-5	5-10	2-3	20-27	1	94	
1985	27-29	-	4-5	13-14	11-12	3-4	31-35	1	120	
1986	30-30	1-1	11-11	6-7	6-6	2-5	26-30	1	108	
TOTALS	134-137	3-3	32-33	27-31	25-37	10-17	97-121	5	425	



85 HOBY BRENNER

Tight End Year With Saints: 7 Year in NFL: 7
Ht: 6-4 Wt: 240 College: Southern California
Born: June 2, 1959 at Linwood, California
ts: Draft Choice No. 3B, 1981


PRO: Hampered by injured hand most of 1986, caught 18 passes on the season, his lowest total since 1982 ... still started 12 of 15 games he played in ... missed game vs. Rams 11/9 with flu ... Elected by teammates as Offensive Player of the Year in 1985, led Saints with 42 catches for 652 yards and 2 TDs ... started every game, caught at least one pass in 14 games ... had 6 catches for 111 yards and TD at Atlanta 10/20 ... led team in receiving TDs in 1984 with six ... rated most effective tight end in NFL, third receiver overall in NFC in 1984 based on receptions per game, average per catch and TD percentage ... had two 100-yard receiving days in 1984 (6-131 vs. St. Louis 9/23 and 3-101 vs. Cincinnati 12/9) ... caught four passes for 96 yards and both TDs in 17-13 win at Atlanta 11/11 ... caught "hail Mary" 54-yard scoring pass on last play of first half 12/9 vs. Cincinnati to give Saints lead ... second on team in catches in 1983 with 41 ... ranks third among alltime Saints receivers in reception yardage, third among tight ends ... 15.6 average ranks him first (tie) among tight ends in team history ... pro career started slowly in 1981 as he was on injured reserve with bothersome turf toe six of first seven games ... missed final game of 1982 on injured reserve (knee) to snap string of eight starts ... drafted with choice acquired from Minnesota in the Steve Riley trade ... contract expired in 1986, subject to developments.

COLLEGE: Led USC receivers in total yards in 1980 ... his 26 receptions were the most for a USC tight end since 1972 ... AP honorable mention all-America in 1980, and 2nd team all-PAC 10 ... also 1979 first team all-West Coast ... majored in business.

PERSONAL: Attended Fullerton (California) High School ... led basketball team to state semifinals in 1976 ... full name is Hoby F.J. Brenner ... brother is NCAA standout in shotput and discus ... married (Alexis) ... lives in Fullerton in offseason.

GAMES STARTED/PLAYED: (1981, 1/9); (1982, 8/8); (1983, 16/16); (1984, 16/16); (1985, 16/16); (1986, 12/15). Totals 69/80.

Year	No.	RECEIVING		LG	TD
		Yards	Avg.		
1981	7	143	20.4	34	0
1982	16	171	10.7	25	0
1983	41	574	14.0	38	3
1984	28	554	19.8	57	6
1985	42	652	15.5	38	2
1986	18	280	15.5	34	0
Totals	152	2374	15.6	57	11



67 STAN BROCK

Tackle Year With Saints: 8 Year in NFL: 8

Ht: 6-6 Wt: 288 College: Colorado

Born: June 8, 1958 at Beaverton, Oregon

Joined Saints: Draft Choice No. 1, 1980

PRO: Started every game despite suffering disc injury in preseason ... has started every game last two seasons. The only offensive lineman to start all 16 games in his position in 1985 ... came off knee injury in game 14 of 1984 to play effectively ... held his position at right tackle longer than any Saints offensive lineman in 1984, but torn knee ligaments in week 14 sent him to the injured reserve list ... injury ended 67-game starting streak, and the last two games were the only he has missed since becoming a Saint in 1980 ... received Pro Bowl votes every year ... all-rookie selection in 1980 by UPI and Pro Football Weekly ... contract expired in 1986, subject to developments.

COLLEGE: Called by Colorado coach Chuck Fairbanks "the best pass blocker in college football" his senior year ... first team all-Big Eight in 1979 ... played in Hula and Senior Bowls ... started every game at right tackle as junior and senior ... team captain and four-year letterman ... majored in physical education.

PERSONAL: Attended Jesuit High School in Beaverton, Oregon ... made all-state team at tackle ... also lettered in basketball and track ... brother Pete is center with the New England Patriots, and was their No. 1 pick in 1976 ... brother Willie is former draft choice of Kansas City Chiefs ... father is retired riverboat fireman ... full name is Stanley James Brock ... married (Lori) with three daughters (Sarah 12/24/79, Jessica 5/15/81, and Rachel 9/27/84) ... lives in Mandeville.

GAMES STARTED/PLAYED: (1980, 12/16); (1981, 16/16); (1982, 9/9); (1983, 16/16); (1984, 14/14); (1985, 16/16); (1986, 16/16). Totals 99/103.



75 BRUCE CLARK

Defensive End Year With Saints: 6 Year in NFL: 6

Ht: 6-3 Wt: 281 College: Penn State

Born: March 31, 1956 at New Castle, Pennsylvania

Joined Saints: Trade with Green Bay, 1982

PRO: Started every game at left defensive end in 1986 despite knee injury that slowed him ... had arthroscopic surgery in 1987 offseason, should be at top speed for season ... despite injury, still had six sacks, fourth on team ... had 66 tackles, ninth on team ... had 8.5 sacks for 62 yards lost in 1985 ... had three sacks for 23 yards at Raiders 10/13 ... recovered fumble at San Francisco 9/29 ... defended five passes on the season ... was voted to 1985 Pro Bowl ... voted by teammates 1984 Most Valuable Defensive Player ... big game 11/19/84 vs. Pittsburgh with sack, two fumble recoveries, and interception earned him NFC Defensive Player of the Week ... has missed only two games in five year NFL career ... came to Saints in 1982 from Toronto of CFL where he played for two seasons ... was drafted by Green Bay in first round of 1980 ... Saints gave Packers a no. 1 1983 draft choice to acquire him ... contract with Saints runs through 1987 with no option.

COLLEGE: Consensus all-America 1978 and 1979 ... Lombardi Trophy winner in 1978 ... finalist for Lombardi Trophy three years ... Outland Trophy finalist in 1978 ... started six games freshman season at LB ... majored in food service and housing administration.

PERSONAL: Attended New Castle (Pennsylvania) High School ... captain of football and basketball teams ... also competed in track, holds school record in pole vault ... star on wrestling team as well ... married (Sandra) with son (Justin 6/15/83) and daughters (Rachel Lauren 3/19/85 and Brisha Marla 5/27/87) ... spends off-seasons working in local real estate investment ... lives in Metairie.

GAMES STARTED/PLAYED: (1982, 9/9); (1983, 15/15); (1984, 15/15); (1985, 16/16); (1986, 16/16). Totals 71/71.

Year	SACKS	Yards Lost
	No.	
1982	5.5	51
1983	4.5	44
1984	10.5	68
1985	8.5	62
1986	6.0	30
Totals	35	255



66 CHUCK COMMISKEY

Guard Year With Saints: 2 Year in NFL: 2
Ht: 6-5 Wt: 290 College: Mississippi
Born: March 2, 1958 at Killeen, Texas
Joined Saints: Free Agent, 1986

PRO: Came to Saints from Philadelphia/Baltimore Stars of USFL, saw a lot of action at guard when starter Ralph Williams was injured in game six ... started last ten games, filled in well ... was blessed with advantage of familiarity of offense, having played for Jim Mora for three seasons ... played in every game with Stars three seasons ... drafted in ninth round by Philadelphia in 1981 draft, spent that season on Eagles' injured reserve list (shoulder) ... contract runs through 1987 with no option.

COLLEGE: Played both center and guard at Mississippi ... played in 1977 and 1979, redshirted in 1978 ... played in East-West Shrine and Blue-Gray games following senior season ... majored in radio and television communications.

PERSONAL: Attended Pascagoula (Mississippi) High School ... married (Estelle) ... resides in Mobile, Alabama in offseason.

GAMES STARTED/PLAYED: (1986, 10/16).



70 BILL CONTZ

Tackle Year With Saints: 2 Year in NFL: 5
Ht: 6-5 Wt: 280 College: Penn State
Born: May 12, 1961 at Belle Vernon, Pennsylvania
Joined Saints: Free Agent, 1986

PRO: Came to Saints as free agent following Jim Dombrowski's injury in third

game of season, had the starting spot after first day of practice ... went on to start remaining 13 games at left tackle ... picked up Saints scheme quickly, did admirable job on short notice ... could serve at other spots in offensive line ... drafted by Cleveland in fifth round of 1983 draft, started nine games in 1984 as right tackle ... injured knee in game 15 of 1984, missed rest of season, and first six games in 1985 on physically unable to perform list ... was released in training camp in 1986 ... contract expired in 1986, subject to developments.

COLLEGE: Started last 24 games with Nittany Lions, finished collegiate career as national champion in 1982 ... Selected to All-East team senior season ... played in East-West Shrine game ... married (Melanie) ... lives in North Royalton, Ohio in offseason.

GAMES STARTED/PLAYED: (1983, 0/16); (1984, 9/15); (1985, 0/5); (1986, 13/13). Totals 22/49. Totals with Saints 13/13.



52 JACK DEL RIO

Linebacker Year With Saints: 3 Year in NFL: 3
Ht: 6-4 Wt: 235 College: Southern California
Born: April 4, 1963 at Castro Valley, California
Joined Saints: Draft Choice No. 3, 1985

PRO: Started opening game at inside linebacker in 1986, saw action in remaining games ... enthusiastic special teams player, ended season with 20 tackles, most of those on special teams units ... has experience at both inside and outside linebacker spots ... Voted by teammates as Rookie of the Year in 1985 ... was named to all-rookie team by Pro Football Writers ... played in all 16 games, started nine ... saw action at both inside and outside linebacker ... tied team records with five fumbles recovered in a season ... intercepted first pass at San Francisco 9/29, picked off another at Atlanta 10/20 ... recovered fumble at Atlanta, lateraled to teammate Frank Warren who scored from 50 yards out ... scored with fumble from 22 yards out, one of two recovered fumbles he had vs. Rams 12/1 ... also forced fumble that day ... impressed with knack for being in the right place at the right time ... contract expired in 1986, subject to developments.

COLLEGE: Consensus all-America senior year, was four-year starter for Trojans ... finalist for Lombardi Award senior season ... led USC three years in tackles for loss ... played in East-West and Japan Bowl games ... also played baseball at USC, started at catcher ... majored in public administration.

PERSONAL: Attended Hayward (Calif.) High School ... was drafted by

Toronto Blue Jays as catcher out of high school ... single ... lives in Hayward, California in offseason.

GAMES STARTED/PLAYED: (1985, 9/16; 1986, 1/16). Totals 10/32.

Year	INTERCEPTIONS			FUMBLE RECOVERIES		
	No.	Yds.	TD	No.	Yds.	TD
1985	2	13	0	5	22	1
1986	None			None		
Totals	2	13	0	5	22	1



72 JIM DOMBROWSKI

Tackle Year With Saints: 2 Year in NFL: 2

Ht: 6-6 Wt: 290 College: Virginia

Born: October, 19, 1963 at Williamsville, N.Y.


Joined Saints: Draft Choice No. 1, 1986

PRO: Showed tumultuous ability in preseason, earned starting spot at left tackle ... broken bone in his foot early in game three at San Francisco 9/21 ended his season ... played the rest of the game with the broken foot ... completely healed, he will put forth an effort to regain his starting spot ... first offensive lineman selected, sixth player picked in 1986 draft ... contract runs through 1989 with no option.

COLLEGE: Consensus all-America selection senior season ... all-ACC three years ... one of 12 Lombardi Award nominees as senior, one of only two offensive linemen nominated ... recipient of NCAA Top Six Award based on academics/athletics/leadership ... started 45 consecutive games for Cavaliers ... played in Hula and Senior Bowls ... college teammate of Saints' no. 3c pick in 1986, running back Barry Word ... holds degree in biology, played final year of college football as graduate student.

PERSONAL: Attended Williamsville (New York) High School ... plans on medical career as orthopedic surgeon ... single ... lives in Charlottesville, Virginia in offseason, where he continues his education.

GAMES STARTED/PLAYED: (1986, 3/3).



95 JONATHAN DUMBAULD

Defensive Tackle Year With Saints: 2 Year in NFL: 2

Ht: 6-4 Wt: 259 College: Kentucky

Born: February 14, 1963 at Anaheim, California

Joined Saints: Draft Choice No. 10, 1986

PRO: Was released in training camp, but Saints re-signed him Oct. 14, he saw action in the remaining nine games ... defended one pass, blocked a kick on special teams ... young prospect who has the opportunity to progress ... contract runs through 1987 with no option.

COLLEGE: Four-year starter for Wildcats ... co-captain senior year ... played entire season with broken foot, was surgically repaired after season ended ... majored in finance.

PERSONAL: Attended Troy (Ohio) High School ... single ... resides in Troy in offseason.

GAMES STARTED/PLAYED: (1986, 0/9).



63 BRAD EDELMAN

Guard Year With Saints: 6 Year in NFL: 6

Ht: 6-6 Wt: 262 College: Missouri

Born: September 3, 1960 at Jacksonville, Florida

Joined Saints: Draft Choice No. 2, 1982


PRO: Solid performer with all-Pro ability ... as has been a problem for the past several years, missed games 13-15 with injury (ankle) ... Saints won only one of those contests ... missed opening game in 1985 (knee) ... played and started eight games in 1985 ... tore knee ligaments at Chicago 10/7/84, requiring surgery ... missed next five games on injured reserve, but came back to action and was starter 11/19/84 vs. Pittsburgh ... started final five games ... center in college, was moved to guard rookie season, started every game that year ... has started every game he has played in as a Saint (57) ... could, if called upon, play any position in the offensive line ... can make the deep snap on punts and field goals ... contract expired in 1986, subject to developments.

COLLEGE: Top-rated center in 1982 draft by scouting combine ... NEA and Sporting News first team all-America, honorable mention by both wire services

... was on the field 91 plays vs. Mississippi State senior year ... played in 1982 Hula and Olympia Gold Bowls ... majored in business and public administration.

PERSONAL: Attended Parkway North High School in Creve Coeur, Missouri ... captained football, basketball and track teams there ... diverse personal interests include experience as singer and choreographer ... he and several teammates cut popular Saints record "Who Dat" starring Aaron Neville during 1983 season ... grandfather once offered him \$100 to quit football ... single ... active in charity work, devotes time to Special Olympics ... resides in Kenner.

GAMES STARTED/PLAYED: (1982, 9/9); (1983, 16/16); (1984, 11/11); (1985, 8/8); (1986, 13/13). Totals 57/57.



83 KELVIN EDWARDS

Wide Receiver Year With Saints: 2 Year in NFL: 2
Ht: 6-2 Wt: 197 College: Liberty Baptist (Va.)
Born: July 19, 1964 at Birmingham, Alabama
Joined Saints: Draft Choice No. 4, 1986

PRO: Showed talent in preseason, but career started slowly, caught only one pass in first ten games ... came forward at end of the season, caught nine in the final six games ... had big day at Atlanta 12/14, caught 3 passes for 52 yards, including clutch 24-yarder that kept winning drive alive late in the game ... was also tried on punt returns, had three for two yards, but fumbled twice ... size, speed make him contender for starting position in 1987 ... contract runs through 1988 with no option.

COLLEGE: Team leader in pass receptions, yards receiving, TD receptions, scoring, kickoff returns and punt returns as senior ... holds all school records in those categories ... also holds school marks in 300 and 400-meter runs ... caught a pass in 32 consecutive games and 39 in his 41 career games ... final two collegiate games were washed away by the flooding James River that caused \$2 million in damage to the athletic facility and destroyed all football equipment ... majored in physical education.

PERSONAL: Attended Russell High School in Eastpoint, Georgia ... single ... lives in Ellenwood, Georgia in offseason.

GAMES STARTED/PLAYED: (1986, 3/14).

Year	No.	RECEIVING			
		Yards	Avg.	LG	TD
1986	10	132	13.2	24	0



99 TONY ELLIOTT

Nose Tackle Year With Saints: 6 Year in NFL: 6
Ht: 6-2 Wt: 275 College: North Texas State
Born: April 23, 1959 at New York, New York
Joined Saints: Draft Choice No. 5, 1982

PRO: Started first 15 games at his nose tackle spot, missed final game of the season on injured reserve (knee) ... finished season with 47 tackles, 3.5 sacks, two passes defended ... had solid season as he improved with the defense, keystoneing a unit that allowed a league-low 3.2 yards per rush in 1986 ... started all 16 games at nose tackle in 1985 ... recovered two fumbles ... waived prior to 1984 season by Saints, was reactivated 11/24, saw action in final four games, started three ... extremely strong, quick and aggressive, is prototype nose tackle ... had six sacks for 52 yards in losses in reserve role in 1983 ... came to Saints smallish at 247 pounds in 1982, but weightlifting and roadwork has helped him bulk up to present 275-pound range ... contract expired in 1986, subject to developments.

COLLEGE: Displayed excellent quickness by making plays all over the field from his nose guard spot ... majored in business.

PERSONAL: Attended Harding High School in Bridgeport, Connecticut ... in 1985 helped organize and direct a developmental league for aspiring pro footballers in New Orleans area ... worked in 1986 offseason in the Center for Study of Sport in Society at Northeastern University in Boston, Mass. with the focus on youth and drugs ... continues to work in the community, lecturing to area school children ... married (Rhonda) ... lives in Gretna in offseason.

GAMES STARTED/PLAYED: (1982, 0/9); (1983, 0/12); (1984, 3/4); (1985, 16/16); (1986, 15/15). Totals 34/56.



43 BOBBY FOWLER

Fullback Year With Saints: 2 Year in NFL: 2
Ht: 6-2 Wt: 230 College: Louisiana Tech
Born: September 11, 1960 at Temple, Texas
Joined Saints: Free Agent, 1985


PRO: A knee injury in training camp ended his season, spent the year on the injured reserve list ... should be ready for training camp ... went to 1985 training camp slated as tight end, made roster as fullback ... ran two times for four yards, caught 5 passes for 43 yards ... had four kickoff returns for 78 yards ... excellent blocker and special teamer ... went to camp with

Saints in 1984, was released on final cut of preseason ... contract runs through 1987 with no option.

COLLEGE: Lettered twice at Louisiana Tech ... tight end in college ... majored in education.

PERSONAL: Attended Angleton (Texas) High School ... (Sharon) with daughter (Cassi Jade 7/19/85) ... lives in Metairie.

GAMES STARTED/PLAYED: (1985, 0/10); (1986, inj.). Totals 0/10.



46 HOKIE GAJAN

Fullback Year With Saints: 5 Year in NFL: 5

Ht: 5-11 Wt: 226 College: Louisiana State

Born: September 6, 1959 at Baton Rouge, Louisiana

Joined Saints: Draft Choice No. 10, 1981

PRO: Knee injury suffered 11/10/85 kept him on the sidelines for the entire 1986 season ... his recuperation period complete, will return to the practice field in training camp with the intention to regain the starting fullback position he relinquished in 1985 ... previous to knee injury in 1985, missed four games (hamstring) earlier that season ... averaged five yards per carry third consecutive year (5.1 in 1983 and 6.0 in 1984) ... Led NFL starting backs in yards per carry (6.0) in 1984 ... started 14 games, led team in rushing seven times on the season in 1984 ... finished second on team in rushing, second in pass receptions ... took swing pass vs. Tampa Bay 9/9/84, and turned in 51-yard play inside two minutes, scored two plays later in 17-13 Saints victory ... 62-yard scoring run at Dallas 10/21/84 is career longest ... nicknamed the "Bayou Bowling Ball" by former Saints teammate Ken Stabler ... his 5.4-yard career rushing average is the highest for any Saints rusher who has run for over 1,000 yards ... only career 100-yard day was 11/21/83 vs. Jets on Monday night (13-113) ... came to Saints at 205 pounds, dedication and hard work brought him to present 226 ... spent 1981 on injured reserve list, the result of a freak car accident where he received a gash on his forehead requiring stitches and making it impossible to wear a helmet ... 1987 is option season on contract.

COLLEGE: Lettered four years at LSU, was team captain in 1980 ... 1979 was best season when he led the Tigers in rushing with 568 yards ... also returned punts and kickoffs ... caught 18 passes in 1980 from fullback position ... majored in general business.

PERSONAL: Attended Baker (Louisiana) High School ... full name is Howard Lee Gajan, Jr. ... Cajun heritage and outgoing personality makes

him one of the most requested players on team for personal appearances ... married (Judy) with three daughters (Jennifer 4/28/78, Kristin 6/2/83, and Megan 10/18/85) ... lives in Mandeville.

GAMES STARTED/PLAYED: (1981, inj.); (1982, 4/9); (1983, 12/16); (1984, 14/14); (1985, 6/6); (1986, inj.). Totals 36/45.

Year	No.	RUSHING			
		Yards	Avg.	LG	TD
1982	19	77	4.1	12	0
1983	81	415	5.1	58	4
1984	102	615	6.0	62	5
1985	50	251	5.0	26	2
1986	Injured				
Totals	252	1358	5.4	62	11

Year	No.	RECEIVING			
		Yards	Avg.	LG	TD
1982	3	10	3.3	9	0
1983	17	130	7.6	26	0
1984	35	288	8.2	51	2
1985	8	87	10.9	22	0
1986	Injured				
Totals	63	515	8.2	51	2



97 JAMES GEATHERS

Defensive End Year With Saints: 4 Year in NFL: 4

Ht: 6-7 Wt: 267 College: Wichita State

Born: June 26, 1960 at Georgetown, South Carolina

Joined Saints: Draft Choice No. 2, 1984

PRO: Had best season of his career in 1986, tied for team lead in sacks with nine for 73 yards lost ... started first and last games of season, was used liberally in the rest ... had two-sack day at Minnesota 12/21 ... had 31 total tackles on season ... also defended six passes, forced three fumbles and recovered one ... saw action in all 16 games in 1985 ... had 6.5 sacks for 48 yards in 1985 ... blocked field goal vs. Atlanta 12/22 ... possesses fine speed and quickness ... had six sacks for 60 yards lost as a spot player in 1984 ... had big day vs. St. Louis 9/23/84 when he had two sacks for 27 yards and forced a crucial fumble in Saints' 34-24 victory ... recorded first pro sack in second game, vs. Tampa Bay 9/9 ... contract expired in 1986, subject to developments.

COLLEGE: Played just two years of football ... recorded 34 sacks in two years at Wichita State, a team record ... played both DT and DE as senior

... had ten or more tackles in five separate games as senior ... played basketball at Paducah (Kentucky) Community College, 1979-80 ... sat out 1981 in transfer to Wichita State ... majored in industrial education.

PERSONAL: Attended Choppe High School in Georgetown, South Carolina ... nickname is "Jumpy" ... single ... lives in Kenner in offseason.

GAMES STARTED/PLAYED: (1984, 0/16); (1985, 0/16); (1986, 2/16). Totals 2/48.

Year	Sacks	Yards Lost
1984	6	60
1985	6.5	48
1986	9	73
Totals	21.5	181



27 ANTONIO GIBSON

Strong Safety Year With Saints: 2 Year in NFL: 2

Ht: 6-2 Wt: 196 College: Cincinnati

Born: July 5, 1961 at Jackson, Mississippi

Joined Saints: Free Agent, 1986

PRO: Played in all 16 games, started 13 ... had two interceptions, three sacks in 1986 ... defended 24 passes ... earned starting spot in game four against Giants ... size, speed make him tough against the run as well as the pass ... came to Saints from USFL's Stars, called by Jim Mora "the best-kept secret in the league" ... first USFL player to sign with NFL club after USFL's decision to release players from contracts ... contract runs through 1987 season with no option.

COLLEGE: Two-time all-Metro Conference and all-America honorable mention at Cincinnati ... twice led the Bearcats in tackles ... nicknamed "Hitman" ... majored in communications.

PERSONAL: Attended Murrah High School in Jackson, Mississippi ... single ... lives in Kenner in offseason.

GAMES STARTED/PLAYED: (1986, 13/16).

Year	INTERCEPTIONS			SACKS	
	No.	Yds.	TD	No.	Yards
1986	2	43	0	3	18



77 DAREN GILBERT

Tackle Year With Saints: 3 Year in NFL: 3

Ht: 6-6 Wt: 285 College: Cal State-Fullerton

Born: October 3, 1963 at San Diego, California


Joined Saints: Draft Choice No. 2, 1985

PRO: Played in ten games in 1986, no starts ... was expected to challenge for starting position last season, but new system set him back in preparation ... worked hard in offseason, ready to again push for playing time ... impressed with his play when pressed into action ... contract expired in 1986, subject to developments.

COLLEGE: Started every game his last three seasons and was team co-captain ... selected all-West Coast by UPI and all-PCAA senior year ... played in East-West Shrine game ... majored in criminal justice.

PERSONAL: Attended Dominguez High School in Compton, California ... married (Alayne) ... remained in New Orleans area in 1987 offseason, lives in Kenner.

GAMES STARTED/PLAYED: (1985, 0/16); (1986, 0/10). Totals 0/26.



88 EUGENE GOODLOW

Wide Receiver Year With Saints: 5 Year in NFL: 5

Ht: 6-2 Wt: 181 College: Kansas State

Born: December 19, 1958 at St. Louis, Missouri

Joined Saints: Draft Choice No. 3b, 1982 (Signed 1983)

PRO: Started season well, had four catches in opening game, but tailed later, and started only one of last 11 games ... caught 20 passes during season, lowest total in his career ... will attempt to regain starting spot he lost in 1986 ... had good start to 1985, but was injured in freak play (hamstring) vs. Philadelphia 10/6 on TD catch, missed four games on injured reserve ... caught a pass in every game he played in 1985 ... had his first NFL 100-yard receiving game vs. San Francisco 12/15/85 with five catches for 135 yards, including 76-yard TD catch ... saw action in only 10 games in 1984, started six as injuries sent him to the injured reserve list for six weeks ... tied for second in receptions for Saints in 1983 with 41 ... was drafted by Saints in third round of 1982 with choice acquired from Minnesota for FB Tony Galbreath ... signed with Saints when his contract with Winnipeg of the CFL expired following 1982 season ... caught 100 passes for Winnipeg in 1981


to lead CFL in receptions . . . contract runs through 1988 plus option season.

COLLEGE: Left Kansas State after sophomore season (1980) to go to Winnipeg . . . wasn't eligible for NFL draft until 1982 . . . majored in business and public administration.

PERSONAL: Attended McQuaid Jesuit High School in Rochester, New York . . . donated much time to philanthropic efforts during past two years . . . married (Bessie) with daughters (LaChrissa 1/27/81 and Aleshia 1/22/84) . . . resides in Miami, Florida in offseason.

GAMES STARTED/PLAYED: (1983, 7/16); (1984, 6/10); (1985, 11/12); (1986, 6/16). Totals 30/54.

Year	No.	RECEIVING			
		Yards	Avg.	LG	TD
1983	41	487	11.9	26	2
1984	22	281	12.8	23	3
1985	32	603	18.8	76	3
1986	20	306	15.3	29	2
Totals	115	1677	14.5	76	10



37 MEL GRAY

Running Back Year With Saints: 2 Year in NFL: 2

Ht: 5-9 Wt: 166 College: Purdue

Born: March 16, 1961 at Williamsburg, Virginia

Joined Saints: Choice No. 2 (USFL Supplemental), 1984. Signed 1986

PRO: Was featured as kickoff returner through 1986 season . . . dazzled with 101-yard return for TD at San Francisco 9/21, team record . . . average 27.9 per return last year, second in NFL . . . led Saints to NFL lead in kickoff returns (24.4) . . . also used in backfield, rushed six times for 29 yards . . . caught two passes, both at St. Louis 11/16, one for 38 yards . . . continues to improve, will see more playing time as runner and receiver in 1987 . . . contract runs through 1987 with no option.

COLLEGE: Led Purdue in rushing his last two seasons . . . had 1,765 yards and 15 TDs during two-year career . . . transferred from Coffeyville (Kan.) Junior College . . . second-team all-Big Ten as junior . . . majored in history.

PERSONAL: Attended Lafayette High School in Williamsburg, Virginia . . . married (Yvette) with daughter (Melanie, 1/4/86) . . . lives in Chandler, Arizona in offseason.

GAMES STARTED/PLAYED: (1986, 0/16).

Year	No.	RUSHING				No.	RECEIVING		
		Yds.	Avg.	LG	TD		Yds.	LG	TD
1986	6	29	4.8	11	0	2	45	38	0

Year	No.	KICKOFF RETURNS			
		Yds.	Avg.	LG	TD
1986	31	866	27.9	101t	1



10 BRIAN HANSEN

Punter Year With Saints: 4 Year in NFL: 4

Ht: 6-3 Wt: 218 College: Sioux Falls

Born: October 26, 1960 at Hawarden, Iowa

Joined Saints: Draft Choice No. 9, 1984

PRO: Kicked for over 42-yard average for third year, averaged 42.7 on his 81 kicks . . . 18 inside the 20-yard line, 11 touchbacks . . . equaled his career longest kick (66 yards) at San Francisco 9/21 . . . also held for Morten Andersen on all placements in 1986 . . . led NFC in punting average and set Saints team record (43.8) in rookie season, selected to 1985 Pro Bowl . . . finished 4th in NFL punting . . . averaged more than 46 yards in eight games in his career, more than 45 in five others . . . contract runs through 1988 season with no option.

COLLEGE: All-America selection (NAIA) in 1983 . . . led the nation in 1982 with 44.5-yard average . . . also played tight end and split end at Sioux Falls . . . four-year starter had career punting average of 42.5 yards . . . had 94-yard punt in 1981 . . . majored in health and physical education.

PERSONAL: Attended West Sioux High School in Hawarden, Iowa . . . splits time between hometown and New Orleans, spends time making personal appearances in offseason . . . married (Laurie) with daughter (Kaycie 5/27/86) . . . resides in Kenner.

GAMES PLAYED: (1984, 16); (1985, 16); (1986, 16). Totals 48.

Year	No.	Yds.	PUNTING		TB	IN20	LG	BK
			Avg.					
1984	69	3020	43.8*		7	9	66	1
1985	89	3763	42.3		6	13	58	0
1986	81	3456	42.7		11	18	66	1
Totals	239	10239	42.8		24	40	66	2

*Saints season record



80 HERBERT HARRIS

Wide Receiver Year With Saints: 2 Year in NFL: 2

Ht: 6-2 Wt: 192 College: Lamar

Born: May 4, 1961 at Houston, Texas

Joined Saints: Free Agent, 1986


PRO: Spent first eight games of season on injured reserve (hamstring), was activated and started ninth game vs. San Francisco . . . ended season with 11 catches, had four in final game of the season at Minnesota . . . returned four kickoffs . . . size, blocking ability makes him an asset in the Saints' passing and running game . . . came from USFL Stars where he played two seasons for Jim Mora . . . caught 34 passes in two years . . . contract runs through 1987 with no option.

COLLEGE: Holds six Lamar receiving records, including most yards in a season (911), most yards in a game (192), and most receptions in a season (61) . . . all-Southland Conference 1981 . . . was coached in college by Saints' offensive coordinator Carl Smith . . . majored in special education.

PERSONAL: Attended Kashmere High School in Houston, Texas . . . single . . . lives in Kenner in offseason.

GAMES STARTED/PLAYED: (1986, 1/7).

Year	No. %	RECEIVING				TD
		Yds.	Avg.	LG		
1986	11	148	13.4	27		0



92 JAMES HAYNES

Linebacker Year With Saints: 4 Year in NFL: 4

Ht: 6-2 Wt: 227 College: Mississippi Valley

Born: August 19, 1960 at Tallulah, Louisiana

Joined Saints: Free Agent, 1984

PRO: Teamed with Rickey Jackson to start every game, solidifying the Saints' outside linebacker positions . . . had 64 total tackles, recovered one fumble, forced another . . . intercepted pass vs. Green Bay 9/14, returned it 17 yards for his first professional TD . . . had two sacks on season . . . Saw action in every game in 1985, got his chance by starting final five games of the season at outside linebacker . . . had two sacks, one vs. Rams 12/1/85 forced a fumble that was returned by teammate Jack Del Rio for a touchdown . . .

spent first five weeks of 1984 on injured reserve list (rotator cuff), saw action on special teams in remaining 11 games . . . became headhunter on coverage teams . . . contract runs through 1988 with no option.

COLLEGE: Lettered two years at Mississippi Valley . . . attended Coahoma Junior College before transferring to MVU . . . majored in physical education.

PERSONAL: Attended Tallulah (Louisiana) High School . . . single . . . lives in Kenner in offseason.

GAMES STARTED/PLAYED: (1984, 0/11); (1985, 5/16); (1986, 16/16). Totals 21/43.



3 BOBBY HEBERT

Quarterback Year With Saints: 3 Year in NFL: 3

Ht: 6-4 Wt: 215 College: Northwestern Louisiana

Born: August 19, 1960 at Galliano, Louisiana

Joined Saints: Free Agent, 1985


PRO: Won starting job in training camp, started first three games, but broke bone in his foot at San Francisco 9/21 . . . spent next six weeks on injured reserve . . . activated, but did not see action again until last game of season . . . threw only 14 times vs. Green Bay 9/14, but hit on 76-yard and 84-yard passes early in the game . . . will press for starting nod again in 1987 . . . In 1985, didn't play until season's 11th game, but he finished the year as the starting QB from that point . . . his first TD will be a trivia question, for instead of throwing for his initial NFL score, he caught a pass for a TD on a gadget play from Guido Merkens . . . led the team to two successive wins, at Minnesota 11/24 and vs. Rams 12/1 . . . at the Vikings, he hit John Tice with a clutch 39-yard pass with 50 seconds left to win the game . . . his 43-yard score to WR Eric Martin broke open the Rams game 12/1, won by the Saints 29-3 . . . played three seasons in the USFL with Michigan and Oakland, and appeared in two USFL championship games, winning one . . . lost championship game to Saints head coach Jim Mora and the Baltimore Stars, 28-24 in 1985 . . . contract runs through 1989 with no option.

COLLEGE: Lettered four years for Demons . . . set school record with 364 yards passing in a single game . . . holds degree in business administration.

PERSONAL: Attended South Lafourche (Louisiana) High School . . . quarterbacked team to state championship . . . married (Teresa) with two daughters (Ryan 8/19/82 and Camie 3/17/86) . . . lives in Mandeville.

GAMES STARTED/PLAYED: (1985, 6/6); (1986, 3/4). Totals 9/10.

Year	Att.	PASSING			Int.	TD
		Comp.	Yds.			
1985	181	97	1208	4	5	
1986	79	41	498	8	2	
Totals	260	138	1706	12	7	



61 JOEL HILGENBERG

Center/Guard Year With Saints: 4 Year in NFL: 4

Ht: 6-2 Wt: 253 College: Iowa

Born: July 10, 1962 at Iowa City, Iowa

Joined Saints: Draft Choice No. 4, 1984

PRO: Another solid season, played in all 16 games, started two in place of injured Brad Edelman . . . handled every deep snap of the season, and kept intact a perfect score of getting the ball where it needed to be . . . although small for lineman, has near-perfect technique . . . started five games during the 1985 season in place of injured players . . . was pressed into action at guard in the first contest, and played center in the other four starts he compiled . . . impressed coaches with his abilities in his first two seasons . . . selected with choice from New England for draft choices 9-12 in 1983 draft . . . contract expired in 1986, subject to developments.

COLLEGE: Perfect for career on long snaps . . . started every game junior and senior years when he was all-Big Ten . . . second-team all-America by both wire services in 1983 . . . majored in general studies.

PERSONAL: Attended City High School in Iowa City, Iowa . . . comes from long line of Iowa centers . . . father Jerry was Iowa's all-America center in 1950's . . . brothers (Jim, 1978, and Jay, 1981) both played at Iowa . . . Jay now with Bears . . . uncle (Wally) was all-Big Ten in 1960's and later starred with Minnesota Vikings . . . once told reporter, "We're the only family I know of that plays catch not facing each other" . . . prefers to be called "Hilgy" . . . single . . . lives in Iowa City in offseason.

GAMES STARTED/PLAYED: (1984, 0/10); (1985, 5/15); (1986, 2/16). Totals 7/41.



21 DALTON HILLIARD

Running Back Year With Saints: 2 Year in NFL: 2

Ht: 5-8 Wt: 204 College: LSU

Born: January 21, 1964 at Patterson, Louisiana

Joined Saints: Draft Choice No. 2, 1986

PRO: Opened 1986 season as starting tailback, but succumbed to a fast-rising Rueben Mayes by game five . . . had a hand in one TD in each of first four games . . . rushed for TD in first, second and fourth games . . . threw 29-yard halfback pass for TD at San Francisco 9/21 . . . also had his longest run of the year (36 yards) that day . . . scored 5 TDs on season . . . second on team rushing chart behind Mayes with 425 yards . . . good hands, caught 17 passes during season . . . will see ample playing time in 1987 . . . contract runs through 1988 with no option.

COLLEGE: Ended career ranked third in alltime SEC rushing list behind Herschel Walker and Bo Jackson . . . four-year all-SEC selection . . . holds NCAA record in freshman scoring with 16 (11 rushing, 5 receiving) . . . teammate of Saints WR Eric Martin . . . played in Hula and Senior Bowls . . . majored in business administration.

PERSONAL: Attended Patterson (Louisiana) High School where he was all-everything in football . . . married (Andrea) . . . resides in Kenner in offseason.

GAMES STARTED/PLAYED: (1986, 5/16).

Year	No.	Yds.	RUSHING			TD	No.	RECEIVING			TD
			Avg.	LG				Yds.	LG		
1986	121	425	3.5	36		5	17	107	17		0



57 RICKEY JACKSON

Linebacker Year With Saints: 7 Year in NFL: 7

Ht: 6-2 Wt: 239 College: Pittsburgh

Born: March 20, 1958 at Pahokee, Florida

Joined Saints: Draft Choice No. 2b, 1981

PRO: Leader of Saints defense led team in tackles with 117 total stops, tied for sack lead with nine . . . started for NFC team in his fourth consecutive Pro Bowl appearance . . . intercepted one pass, defended 12 others . . . forced

team-leading five fumbles, recovered one ... has started every game he has played in as a pro (89) had biggest sack day of his career with four at Atlanta 12/14, one on the last play of the game that clinched a 14-9 New Orleans win ... finished second on team tackle list in 1985 ... led team with 11 sacks for 89 yards lost ... had two sacks three times: vs. Tampa Bay 9/22; at Green Bay 11/17; and vs. Rams 12/1 ... was the only Saint selected for 1984 Pro Bowl ... led NFC linebackers in sacks (12) in 1984 ... had at least one sack in 10 games in 1984 ... had three games in 1983 with two sacks: at Dallas 9/25; at Tampa Bay 10/23; vs. Jets 11/21 ... led team in 1981 with eight sacks ... returned interception 32 yards at San Francisco 11/28/82 to set up crucial score ... career totals 51 passes defended, ten fumbles recovered, 12 forced fumbles ... drafted with choice from San Diego for RB Chuck Muncie ... contract expired in 1986, subject to developments.

COLLEGE: Played defensive end in Pittsburgh's number-one-ranked defense ... played opposite Hugh Green, but Jackson led team in tackles ... member of Pitt team which had 19 seniors drafted into the NFL ... played in Senior Bowl, and was defensive MVP in East-West Shrine Game ... ABC Player of the Game vs. Penn State in 1980, year that Panthers won NCAA championship ... majored in history.

PERSONAL: Attended Pahokee (Florida) High School ... also caught 21 passes for eight TDs as tight end senior year ... played in three state football championship games, and was on state basketball championship team senior year ... full name is Rickey Anderson Jackson ... married (Norma) with daughter (Rickeyah 4/23/84) ... lives in Kenner.

GAMES STARTED/PLAYED: (1981, 16/16); (1982, 9/9); (1983, 16/16); (1984, 16/16); (1985, 16/16); (1986, 16/16). Totals 89/89.

Year	SACKS		INTERCEPTIONS		TD
	No.	Yards Lost	No.	Yards	
1981	8	65	None		
1982	4.5	34	1	32	0
1983	11	75	1	0	0
1984	12	93	1	14	0
1985	11	89	None		
1986	9	71	1	1	0
Totals	55.5	429	4	47	0



22 VAN JAKES

Defensive Back Year With Saints: 2 Year in NFL: 4
Ht: 6-0 Wt: 190 College: Kent State
Born: May 10, 1961 at Phenix City, Alabama
Joined Saints: Free Agent, 1986

PRO: Played in 12 games last season, was on injured reserve (knee) last three games of season ... saw much action in Saints nickel situations, had two interceptions on season ... was only true backup at cornerback on Saints roster in 1986 ... was signed by Kansas City in 1983, played 14 games that year and seven in 1984 ... spent the 1985 season with the USFL Jacksonville Bulls ... contract runs through 1987 with no option.

COLLEGE: Played both safety and cornerback at Kent State ... majored in criminal justice.

PERSONAL: Attended Seneca Vocational School in Buffalo, New York ... married (Rhonda) ... lives in Jacksonville, Florida in offseason.

GAMES STARTED/PLAYED: (1983, 0/14); (1984, 0/7); (1986, 0/12). Totals 0/33. Totals with Saints 0/12.



24 BOBBY JOHNSON

Defensive Back Year With Saints: 4 Year in NFL: 5
Ht: 6-0 Wt: 187 College: Texas
Born: September 1, 1960 at LaGrange, Texas
Joined Saints: Free Agent, 1986

PRO: Signed after eighth game (10/29), saw action in remaining eight with Saints ... most of his action in '86 was on special teams, but was utilized as sixth defensive back on occasion ... originally signed with Saints as free agent in 1983, played in every game in 1983 and 1984 ... was released by Saints, signed with St. Louis in 1985 where he played 11 games ... spent five weeks on injured reserve list (knee) ... has three career interceptions, all with Saints ... ran 70 yards to touchdown with interception vs. Tampa Bay 10/23/83 that was the margin in Saints' 24-21 victory ... went to camp with Dallas in 1982, was released by Cowboys in final cutdown that year.

COLLEGE: Lettered four years at Texas ... had 70 tackles, six sacks junior season ... saw action as freshman on Longhorns' 11-0 Southwest Conference championship team ... majored in physical education.

PERSONAL: Attended LaGrange (Texas) High School ... nickname is 'Bevo,' derived from his signal to defensive teammates when he intercepts a pass ... brother Johnnie was first-round pick of Rams in 1981, and plays in defensive backfield ... single ... lives in Kenner.

GAMES STARTED/PLAYED: (1983, 0/16); (1984, 0/16); (1985, 0/11); (1986, 0/8). Totals 0/51. Totals with Saints 0/40.

Year	No.	INTERCEPTIONS		LG	TD
		Yds.			
1983	2	80	70t	1	
1984	1	7	7	0	
1985 (St. Louis)	None				
1986	None				
Totals	3	87	70t	1	



53 VAUGHAN JOHNSON

Linebacker Year With Saints: 2 Year in NFL: 2

Ht: 6-3 Wt: 235 College: North Carolina State

Born: March 4, 1962 at Morehead City, North Carolina

Joined Saints: Draft Choice No. 1 (USFL Supplemental, 1984) Signed 1986

PRO: Big man had big part of situation defense for Saints in 1986 ... learned quickly, athletic ability made it difficult for coaches to keep him off the field ... played much in Saints' nickel and special defensive sets ... had 37 total tackles, one sack, an interception and recovered a fumble ... will push for a starting inside linebacker spot in 1987 ... played with USFL Jacksonville Bulls 1984-85, had 154 tackles in 1984 season ... contract runs through 1987 with no option.

COLLEGE: All-America selection by Sporting News ... led Wolfpack in tackles both junior and senior seasons ... majored in education.

PERSONAL: Attended West Carteret High School in Morehead City, North Carolina ... single ... lives in Morehead in offseason.

GAMES STARTED/PLAYED: (1986, 0/16).



86 MIKE JONES

Wide Receiver Year With Saints: 2 Year in NFL: 5

Ht: 5-11 Wt: 183 College: Tennessee State

Born: April 14, 1960 at Chattanooga, Tennessee

Joined Saints: Trade With Minnesota, 1986

PRO: Came to Saints the week before the first regular season game, led team in receptions for season (48) ... caught two passes in the first game, none in the next two, but caught at least one pass in the rest ... had six catches in a game three times (6-44 at Jets 10/26; 6-70 at Rams 11/23; and 6-119 vs. Miami 12/7) ... game vs. Dolphins was one of only two 100-yard plus receiving days for Saints last year ... also caught five passes once and four passes twice in games ... selected by Vikings in sixth round of 1983 draft ... finished 1985 second on team in receptions, third in yards, and second in TDs scored ... owned Minnesota's longest offensive play of 1984, a 70-yard reception vs. Tampa Bay ... contract runs through 1987 with no option.

COLLEGE: Caught 200 passes in college career on teams that compiled 36-7-1 record and went to NCAA Division II playoffs twice ... holds NCAA career record 40 TD catches ... majored in elementary education.

PERSONAL: Attended Riverside High School in Chattanooga, Tennessee ... single ... lives in Kenner in offseason.

GAMES STARTED/PLAYED: (1983, 0/16); (1984, 14/16); (1985, 8/16); (1986, 8/16). Totals 30/64. Totals with Saints 8/16.

Year	No.	RECEIVING		LG	TD
		Yds.	Avg.		
1983 (Vikings)	6	95	15.8	47	0
1984 (Vikings)	38	591	15.6	70t	1
1985 (Vikings)	46	641	13.9	44t	4
1986	48	625	13.0	45	3
Totals	138	1952	14.1	70t	8



23 BUFORD JORDAN

Fullback Year With Saints: 2 Year in NFL: 2

Ht: 6-0 Wt: 223 College: McNeese State

Born: June 26, 1962 at Lafayette, Louisiana

Joined Saints: Free Agent, 1986

PRO: As rookie, started nine games at fullback for 1986 Saints, played in all 16 ... finished season ranked third on rushing chart with 207 yards ... used

primarily as blocking back for Mayes and Hilliard, never carried the ball more than eight times in a game ... also caught 11 passes, including big catch vs. San Francisco 11/2 that set up early touchdown ... drafted in first round by Green Bay in 1984 USFL supplemental draft, went to camp with Packers in 1985 ... played with New Orleans/Portland Breakers of USFL 1984-85 ... contract runs through 1987 with no option.

COLLEGE: Left McNeese State as the alltime leading rusher in Louisiana history with 4,156 yards ... four-time all-Southland Conference selection ... holds virtually all of McNeese's rushing records ... only SLC player to rush for over 1,000 yards three seasons ... played in East-West Shrine and Senior Bowls ... majored in business administration.

PERSONAL: Attended Iota (Louisiana) High School ... brother and sister both played sports at McNeese ... married (Adries) with daughter (Samantha Lacey 6/24/86) ... lives in Kenner in offseason.

GAMES STARTED/PLAYED: (1986, 9/16).

Year	No.	RUSHING				No.	RECEIVING			TD
		Yds.	Avg.	LG	TD		Yds.	LG	TD	
1986	68	207	3.0	10	1	11	127	37	0	



55 JOE KOHLBRAND

Linebacker Year With Saints: 3 Year in NFL: 3

Ht: 6-4 Wt: 240 College: Miami (Florida)

Born: March 18, 1963 at Merritt Island, Florida

Joined Saints: Draft Choice No. 8, 1985

PRO: Excels at special teams play while patiently waiting for his chance at outside linebacker ... had 14 tackles, all on special teams ... did see some playing time at outside linebacker in the latter stages of the 1985 season, and showed some ability at the position ... had six tackles on the season ... size and quickness make him a candidate for frequent play ... contract expired in 1986, subject to developments.

COLLEGE: Three-year letterman at Miami, led team in tackles as sophomore ... was important part of Hurricanes' national championship team in 1983 ... earned team's most dedicated player award in 1982 ... majored in finance.

PERSONAL: Attended Merritt Island (Florida) High School ... was a force, lettered in football, track and basketball ... member of state championship football team as senior ... married (Maria) ... lives in Destrehan in offseason.

GAMES STARTED/PLAYED: (1985, 0/12); (1986, 0/16). Totals 0/28.



60 STEVE KORTE

Center Year With Saints: 5 Year in NFL: 5

Ht: 6-2 Wt: 271 College: Arkansas

Born: January 15, 1960 at Denver, Colorado

Joined Saints: Draft Choice No. 2, 1983

PRO: Remained healthy for first time since his rookie season of 1983 ... started every game at center a key to the offensive line's success last season ... received Pro Bowl consideration ... gets better each season as he gains experience ... Started at center in 1985, but was injured vs. Tampa Bay 9/22 (knee), and spent four weeks on injured reserve ... came back to start the remaining nine games ... started all 15 games he played in 1984 ... started 1984 season at center, played there until injuries dictated that he move to guard ... finished season as starting center last two games ... drafted as guard and played all 16 games rookie year ... recovered fumble in end zone for first professional TD vs. Rams 12/18/83 ... weightlifting fanatic, continues to build strength and flexibility ... contract runs through 1987 with no option.

COLLEGE: Billed as the strongest player in Arkansas history ... consensus first team all-America and first team all-Southwest Conference as junior and senior ... played on Razorbacks' junior varsity team as DT ... holds degree in physical education with emphasis on exercise physiology.

PERSONAL: Attended Arapahoe High School in Littleton, Colorado where he was all-everything ... also captained hockey team ... spent 1985 offseason working toward completion of his degree at the University of Arkansas ... married (Sharon) with son (Steven Jeffrey, Jr. 3/10/86) ... moved to Little Rock, Arkansas where he owns and manages a fitness center.

GAMES STARTED/PLAYED: (1983, 0/16); (1984, 15/15); (1985, 12/12); (1986, 16/16). Totals 43/59.



84 ERIC MARTIN

Wide Receiver Year With Saints: 3 Year in NFL: 3

Ht: 6-1 Wt: 195 College: Louisiana State

Born: November 8, 1961 in Van Vleck, Texas

Joined Saints: Draft Choice No. 7, 1985

PRO: Was the only Saints receiver to catch a pass in every game in 1986 ... had huge day vs. Green Bay 7/14 when his first two catches went for 76 and 84 yards, finished with three catches for 164 yards (54.7 avg.) and one TD


... caught seven passes including TD grab at Rams 11/23 ... also utilized on punt returns, fielded 22, returned 221 yards (10.0 avg) ... had outstanding rookie year in 1985 as he caught a pass in all but one game ... total of 35 receptions was third on team receptions list ... led club in TDs scored with four ... spectacular catch vs. Rams 12/1 for TD put game out of reach in 29-3 win ... has deceptive speed, good moves ... contract expired in 1986, subject to developments.

COLLEGE: Ended his collegiate career as the alltime Southeastern Conference receiving yardage leader (2,625) ... also holds LSU school records for career pass receptions (152), season pass receptions (52 in 1983), most receiving yards in a single game (209), and most yards receiving in a single season (1,064 in 1983) ... first-team all-America by Sporting News as senior, and first-team all-SEC by AP ... spent freshman year returning kicks, holds another LSU record with 100-yard return that year ... majored in general studies.

PERSONAL: Attended Van Vleck (Texas) High School ... married (Tamyra) with daughter (Erica 2/1/86) ... lives in Kenner.

GAMES STARTED/PLAYED: (1985, 11/16); (1986, 11/16). Totals 22/32.

Year	No.	RECEIVING		LG	TD
		Yds.	Avg.		
1985	35	522	14.9	50	4
1986	37	675	18.2	84	5
Totals	72	1197	16.6	84	9



39 BRETT MAXIE

Defensive Back Year With Saints: 3 Year in NFL: 3

Ht: 6-2 Wt: 190 College: Texas Southern

Born: January 13, 1962 at Dallas, Texas

Joined Saints: Free Agent, 1985

PRO: Saw more action in 1986 ... was used in nickel and dime situations, had two interceptions on the season ... recovered one fumble ... had 49 total tackles ... also exceptional special teamer, plays at wideout position on punt team, has made some spectacular hits ... can press for starting spot at free safety in 1987 ... played in all 16 games in 1985, primarily on special teams, but saw much action as nickel back ... started final game of the season at strong safety ... contract expired in 1986, subject to developments.

COLLEGE: Lettered three years at Texas Southern ... pre-med major.

PERSONAL: Attended James Madison High School in Dallas ... single ... lives in Kenner in offseason.

GAMES STARTED/PLAYED: (1985, 1/16); (1986, 0/15). Totals 1/31.



36 RUEBEN MAYES

Running Back Year With Saints: 2 Year in NFL: 2

Ht: 5-11 Wt: 201 College: Washington State

Born: June 16, 1963 at North Battleford, Saskatchewan

Joined Saints: Draft Choice No. 3a, 1986

PRO: Led all rookies in rushing in 1986 with 1,353 yards, fourth in NFL ... third in NFL in yards per carry (4.7) ... didn't start until fifth game of season, had only 22 carries for 120 yards until then ... leading TD scorer on team with eight (48 points) ... returned kickoff for touchdown vs. Giants 9/28, but penalty wiped it out ... had Saints single-game rushing record with 207 yards vs. Dolphins 12/7 until final carry (four-yard loss) put him behind George Rogers' record (206) ... also caught 16 passes during season, returned 10 kickoffs for 213 yards ... had six 100-yard plus games, three of more than 150 ... named to AFC-NFC Pro Bowl, but chose to forego game for Achilles' tendon operation following the season to expediate preparation for 1987 season ... had tendon problem throughout season, but played anyway ... named to every all-rookie team ... best game of 1986 was vs. Miami 12/7, rushed for 203 yards in 28 carries, two TDs ... also caught two passes, returned kickoff ... longest gain of season (50 yards) on ground for Saints vs. New England 11/30 ... missed most of game at Jets 10/26 with injured foot, rushed four times for minus-two yards ... scored two TDs in a game three times, vs. Tampa Bay 10/19, vs. San Francisco 11/2, vs. Miami 12/7 ... selected with choice from Tampa Bay for DB David Greenwood ... contract runs through 1988 with no option.

COLLEGE: Holds every rushing record in Washington State history ... gained over 1,000 yards each of his last two years, was PAC-10 rushing champion both seasons ... PAC-10 offensive player of the year 1984-85 ... sixth-rated rusher (ahead of O.J. Simpson) in PAC-10 history, second in that group in yards per carry (5.5) behind only Darrin Nelson (5.7) ... finished tenth in Heisman balloting junior year ... as junior set NCAA records for single-game rushing yardage (357) and two-consecutive-game yardage (Oregon plus Stanford, 216) ... all-America selection junior and senior seasons ... played in Blue-Gray and East-West Shrine games ... majored in political science.

PERSONAL: Attended North Battleford (Canada) High School ... attended school in offseason to work toward completion of degree ... single ... splits

time between Pullman, Washington, North Battleford, and New Orleans in offseason.

GAMES STARTED/PLAYED: (1986, 12/16).

Opponent	RUSHING					RECEIVING			
	No.	Yds.	Avg.	LG	TD	No.	Yds.	LG	TD
Atlanta	None								
Green Bay	5	25	5.0	13	2		7	4	
San Fran.	7	64	9.1	29					
Giants	10	31	3.1	11		2	9		
Washington	13	80	6.2	18		3	7	11	
Colts	22	108	4.9	24		2	2	7	
Tampa Bay	24	172	7.2	34t	2				
Jets	4	-2	-0.5	2					
Rams	24	73	3.0	17		1	15	15	
San Fran.	28	128	4.6	27t	2	2	14	10	
Rams	20	71	3.6	20		1	15	15	
St. Louis	25	131	5.2	19					
New England	33	157	4.8	50	1	2	25	18	
Miami	28	203	7.3	34t	2	2	22	14	
Atlanta	27	51	1.9	8					
Minnesota	16	61	3.8	16	1	1	-8	-8	
TOTALS	286	1353	4.7	50	8	17	96	18	0



42 DANA MCLEMORE

Cornerback Year With Saints: 2 Year in NFL: 6

Ht: 5-10 Wt: 183 College: Hawaii

Born: July 1, 1960 at Los Angeles, California

Joined Saints: Free Agent, 1986

PRO: Signed for final three games of season, primary duty was punt returns . . . returned ten for 67 yards, long of 23 at Minnesota 12/21 . . . daring punt returner seldom calls for the fair catch . . . was drafted in 10th round of 1982 by San Francisco, returned punts, kickoffs and saw action in defensive backfield . . . scored on punt return each of first three years in league, had 93-yarder in 1982 . . . has three career interceptions . . . 1987 is option year on contract.

COLLEGE: Four-year starter at cornerback . . . totaled 180 career tackles . . . all-WAC as senior . . . majored in physical education.


PERSONAL: Attended Venice (California) High School . . . single . . . resides in San Mateo, California in offseason.

GAMES STARTED/PLAYED: (1982, 0/8); (1983, 0/14); (1984, 0/16); (1985,

0/16); (1986, 0/3). Totals 0/55. Totals with Saints 0/3.

Year	No.	PUNT RETURNS					KICKOFF RETURNS			
		FC	Yds.	Avg.	LG	TD	No.	Yds.	LG	TD
1982 (49ers)	7	0	156	22.3	93t	1	16	353	45	0
1983 (49ers)	31	6	331	10.7	56t	1	30	575	39	0
1984 (49ers)	45	11	521	11.6	79t	1	3	80	50	0
1985 (49ers)	38	14	258	6.8	22	0	4	76	26	0
1986	10	3	67	6.7	23	0	2	39	22	0
Totals	131	34	1333	10.2	93t	3	55	1123	50	0

Additional Stats: Two interceptions, 54 yds, 1 TD, 1984; one interception, 0 yards, 1985.



51 SAM MILLS

Linebacker Year With Saints: 2 Year in NFL: 2

Ht: 5-9 Wt: 225 College: Montclair State

Born: June 3, 1959 at Neptune, New Jersey

Joined Saints: Free Agent, 1986

PRO: Makes up for lack of size with aggressiveness, quickness, intelligence . . . came to Saints during training camp, started final 13 games of season at inside linebacker . . . ended season second on team tackle chart with 92 . . . defended three passes, forced one fumble, recovered another . . . had 11 total tackles vs. Rams 11/9 when Saints held Eric Dickerson to 57 yards rushing, only eight in second half, in 6-0 victory . . . called signals for defense for bulk of the season . . . signed as free agent in 1981 with Cleveland, was released . . . went to Canadian Football League, signed with Toronto later that season . . . went to USFL Stars and Jim Mora in 1982, played there three seasons, leading tackler there every year . . . contract runs through 1987 with no option.

COLLEGE: Captain junior and senior seasons . . . Kodak Division II all-America 1980 . . . New York Times all-East selection as senior, also named all-East Defensive Player of the Year . . . majored in industrial arts.

PERSONAL: Attended Long Branch (New Jersey) High School . . . taught photography at East Orange (New Jersey) High School during offseasons . . . married (Melanie) with two sons (Sam III 5/20/78 and Marcus 6/16/83) and daughter (Larissa 3/15/86 . . . lives in Clementon, New Jersey in offseason.

GAMES STARTED/PLAYED: (1986, 13/16).



25 JOHNNIE POE

Cornerback Year With Saints: 7 Year in NFL: 7
Ht: 6-1 Wt: 194 College: Missouri
Born: August 29, 1959 at East St. Louis, Illinois
Joined Saints: Draft Choice no. 6b, 1981

PRO: The most dependable of Saints defensive backs, started every game for the fifth consecutive season . . . had four interceptions, started hot with a steal in each of the first two contests . . . recovered fumble in closing seconds at Indianapolis 10/12 deep in Saints territory to preserve 17-14 win . . . finished fourth on team tackle chart with 74 total stops . . . defended 15 passes . . . had a hand in two blocked field goals vs. San Francisco 11/2 and at Minnesota 12/21 . . . also returned eight punts for 71 yards, five for 53 against New England 11/30 . . . had first career sack vs. Redskins 10/5 . . . returned interception for TD vs. Philadelphia 10/6/85 . . . returned blocked field goal 21 yards vs. Atlanta 12/22/85 . . . played vital part of Saints defense that led NFL in pass defense in 1983 and 1984 . . . had seven interceptions in 1983, led team . . . started first two games at strong safety in 1983 in place of injured Russell Gary . . . named to UPI first team all-NFC by UPI, was alternate to Pro Bowl in 1983 . . . career total 110 passes defended . . . has recovered six fumbles . . . returned interception in 1983 for TD vs. Chicago . . . drafted with choice acquired from Tampa Bay for punter Tom Blanchard . . . contract runs through 1987 with no option.

COLLEGE: Earned AP all-Big Eight honors in 1980, and honorable mention all-Big Eight from AP in 1979 . . . returned five punts for 40 yards in 1980 . . . team captain . . . converted to defensive back in spring of 1978 from wide receiver . . . majored in elementary education.

PERSONAL: Attended Lincoln High School in East St. Louis, Illinois . . . twice all-district in football and track, lettered in both sports three times . . . married (Sharon) with daughter (Letresha 10/7/80) and son (Terrence 2/8/83) . . . lives in Kenner.

GAMES STARTED/PLAYED: (1981, 15/15); (1982, 9/9); (1983, 16/16); (1984, 16/16); (1985, 16/16); (1986, 16/16). Totals 88/88.

Year	No.	INTERCEPTIONS		LG	TD
		Yards			
1981	1	0	0	0	0
1982	None				
1983	7	146	31	1	
1984	1	16	16	0	
1985	3	63	40	1	
1986	4	42	30	0	
Totals	16	269	40	2	



68 PAT SAINDON

Guard Year With Saints: 2 Year in NFL: 2
Ht: 6-3 Wt: 273 College: Vanderbilt
Born: March 3, 1961 at Jacksonville, Florida
Joined Saints: Free Agent, 1986

PRO: Joined the team during training camp, injured (ankle), spent first six games on injured reserve . . . activated following injury to Ralph Williams . . . played in nine games, started one at right guard . . . came to Saints from USFL Birmingham Stallions . . . starter in offensive line for two seasons . . . contract runs through 1987 with no option.

COLLEGE: All-SEC senior season at Vanderbilt . . . four-year starter . . . majored in business with sociology minor.

PERSONAL: Attended Wolfson High School in Jacksonville, Florida where he twice all-state in football . . . married (Michele) . . . lives in Birmingham in offseason.

GAMES STARTED/PLAYED: (1986, 1/9).



56 PAT SWILLING


Linebacker Year With Saints: 2 Year in NFL: 2
Ht: 6-3 Wt: 242 College: Georgia Tech
Born: October 25, 1964 at Toccoa, Georgia
Joined Saints: Draft Choice No. 3b, 1986

PRO: Impressive as rookie, saw action in all 16 games . . . made name early on special teams, was inserted more and more frequently in defensive lineup as season wore on . . . had four sacks for 39 yards lost . . . excellent size, speed, strength, quickness, intelligence . . . will push for starting outside linebacker duty in 1987 . . . selected with choice from Indianapolis in trade of first-round draft choices . . . contract runs through 1988 with no option.

COLLEGE: Defensive end at Georgia Tech, was all-America by Football Writers, UPI and Sporting News . . . four-year starter . . . had 15 sacks as senior . . . majored in management.

PERSONAL: Attended Stephens County High School in Toccoa, Georgia . . . single . . . lives in Toccoa in offseason.

GAMES STARTED/PLAYED: (1986, 0/16).



82 JOHN TICE

Tight End Year With Saints: 5 Year in NFL: 5
Ht: 6-5 Wt: 243 College: Maryland
Born: June 22, 1960 at Central Islip, New York
Joined Saints: Draft Choice No. 3a, 1983

PRO: Had his most successful pro season, doubled his career receiving total with 37 catches . . . played in every game, started 13 . . . biggest day of 1986 was at Jets 10/26, caught eight passes for 81 yards and 2 TDs . . . had six catches vs. Patriots 11/30, five vs. Dolphins the following week . . . good blocker, passing game improves with playing time . . . played in all 16 games in 1985, started nine as the Saints used a two tight end set frequently . . . biggest catch of 1985 season was 39-yarder for TD at Minnesota 11/24 with less than a minute to play to win the game . . . played in ten games in 1984 . . . went on injured reserve (ankle) for final five games of the season . . . played in all 16 games in 1983 . . . saw a lot of special teams action both seasons . . . scored first NFL TD 10/30/83 at Buffalo . . . contract runs through 1987 with no option.

COLLEGE: Honorable mention all-America by AP and Sporting News senior year . . . led Terrapins in receiving junior and senior years . . . saw action at center and tackle earlier in college career . . . played in East-West and Senior Bowl games . . . majored in liberal arts.

PERSONAL: Attended Central Islip (New York) High School . . . played center there . . . brother Mike is tight end with Seattle . . . married (Barbara) with son (John Eric 1/22/85) and daughter (Alexis 5/26/87) . . . lives in Destrehan.

GAMES STARTED/PLAYED: (1983, 1/16); (1984, 0/10); (1985, 9/16); (1986, 13/16). Totals 23/58.

Year	No.	RECEIVING		LG	TD
		Yards	Avg.		
1983	7	33	4.7	17	1
1984	6	55	9.2	17	1
1985	24	266	11.1	39t	2
1986	37	330	8.9	29t	3
Totals	74	684	9.2	39	7

PRONUNCIATION GUIDE

Chuck Commiskey . . . cum MISS kee	Dalton Hilliard HILL yerd
Jim Dombrowski . . . dum BROW skee	Joe Kohlbrand COAL brand
Jon Dumbauld DUM bald	Steve Korte COURT
Brad Edelman ED ul mun	Brett Maxie MAX ee
Hokie Gajan GUY jhan	Rueben Mayes MAZE
James Geathers like FEATHERS	Steve Trapilo tru PILL o
Bobby Hebert A bear	Frank Wattlelet WATT-lit
Joel Hilgenberg HILL gun burg	



54 ALVIN TOLES

Linebacker Year With Saints: 3 Year in NFL: 3
Ht: 6-1 Wt: 230 College: Tennessee
Born: March 23, 1963 at Barnesville, Georgia
Joined Saints: Draft Choice No. 1, 1985

PRO: Started all but first game of the season at inside linebacker . . . finished tied for fourth on team tackle chart with 74 total stops . . . recovered one fumble, forced three . . . getting more comfortable as linebacker after playing only one college season at the position . . . speed, quickness, toughness his biggest assets . . . played in all 16 games in 1985, started two at inside linebacker . . . had to learn on the job, was looked at in both inside and outside linebacker positions . . . offseason weight training has added to a previously 211-pound frame . . . is also excellent special teamer . . . contract expired in 1986, subject to developments.

COLLEGE: Converted from fullback to linebacker as junior, led Vols in tackles that season . . . played only three games as senior because of fractured ankle . . . capped his first season as linebacker by being named Outstanding Defensive Player in Citrus Bowl game . . . made second-team all-SEC as junior . . . majored in human services.

PERSONAL: Attended Mary Persons High School in Forsythe, Georgia . . . married (Vicky) with son (Joshua 1/18/83) . . . lives in Forsythe in offseason.

GAMES STARTED/PLAYED: (1985, 2/16); (1986, 15/16). Totals 17/32.



23 FRANK WARREN

Defensive End Year With Saints: 7 Year in NFL: 7
Ht: 6-4 Wt: 278 College: Auburn
Born: September 14, 1959 at Birmingham, Alabama
Joined Saints: Draft Choice No. 3a, 1981

PRO: Had biggest sack season of his career, caught the passer 8.5 times . . . had two sacks twice, at St. Louis 11/16 and at Minnesota 12/21 . . . played in every game . . . defended three passes, recovered three enemy fumbles . . . has never missed a game as a Saint (89) . . . valuable, can and has played any position on the defensive line . . . filled in at nose tackle, played end in passing situations . . . had 5.5 sacks for 34 yards in 1985 . . . showed speed, received lateral from teammate Jack Del Rio, scored from 50 yards

out at Atlanta 10/20/85 ... made spectacular play against 49ers 12/15/85, blocked field goal, scooped it up and scored from 42 yards out ... had four sacks against Rams in 1985, two on the road 11/3 and two at home 12/1 ... intercepted pass at Dallas in 1983 ... sees much playing time on passing downs because of hard-charging pass rush ability ... contract expired in 1986, subject to developments.

COLLEGE: AP honorable mention all-America in 1980 ... AP first-team all-Southeastern Conference selection that year ... 60-foot plus shot putter for Auburn track team, second in SEC indoor shot in 1978 ... led team in QB sacks senior season ... majored in distributive education.

PERSONAL: Attended Phillips High School in Birmingham, Alabama ... lettered four times in football and track, twice in basketball and wrestling ... was senior class president ... married (Cathy) with son (Adam 11/25/75) and daughter (Ebony 7/14/81) ... lives in Kenner.

GAMES STARTED/PLAYED: (1981, 0/16); (1982, 1/9); (1983, 1/16); (1984, 3/16); (1985, 0/16); (1986, 0/16). Totals 5/89.



49 FRANK WATTELET

Free Safety Year With Saints: 7 Year in NFL: 7
Ht: 6-0 Wt: 190 College: Kansas
Born: October 25, 1958 at Paola, Kansas
Joined Saints: Free Agent, 1981

PRO: Held down the starting free safety every game for fifth consecutive year ... had 73 total tackles in 1986, sixth (tie) on team ... intercepted three passes, defended 14 others ... completed pass from punt formation at Colts 10/12 for 13 yards and first down ... was moved to strong safety for the final game of 1985, 12/22 vs. Atlanta ... third on 1985 team tackle chart with 101 total ... had two interceptions on the season, one sack for nine yards lost ... ran twice from punt formation, gained 42 yards and earned a first down each time ... earned spot in Saints record book by scoring TD on defensive plays in two consecutive games in 1984 ... recovered fumble, returned it 22 yards for score vs. St. Louis 9/23/84, intercepted pass and scored with it from 35 yards at Houston 9/30/84 ... his first pro start came in second game of rookie season, had interception as Saints beat Rams for first win of 1981 season ... started later that season at strong safety ... has recovered eight fumbles in his career ... contract expired in 1986, subject to developments.

COLLEGE: UPI second team all-Big Eight 1978-80 ... academic all-Big Eight 1978-79-80 ... three football letters ... chosen Kansas' outstanding athletic and academic performer 1979-80 ... pre-dental major.

PERSONAL: Attended Abilene (Kansas) High School ... lettered four times in football, basketball and track ... started bottled water distributorship in New Orleans area with his father ... married (Tara) with son (Frank Joseph 10/29/86) ... lives in Kenner.

GAMES STARTED/PLAYED: (1981, 3/16); (1982, 9/9); (1983, 16/16); (1984, 16/16); (1985, 16/16); (1986, 16/16). Totals 76/89.

Year	INTERCEPTIONS				FUMBLES RECOVERED			
	No.	Yds.	LG	TD	No.	Yds.	TD	
1981	3	16	16	0	1	0	0	
1982	None				1	0	0	
1983	2	33	24	0	3	6	0	
1984	2	52	35	1	2	22	1	
1985	2	0	0	0	None			
1986	3	34	22	0	1	0	0	
Totals	12	135	35	1	8	28	1	

Additional Statistics: One sack for nine yards lost, 1985; ran twice for 42 yards from punt formation, 1985; passed for 13 yards from punt formation, 1986.



44 DAVE WAYMER

Cornerback Year With Saints: 8 Year in NFL: 8
Ht: 6-1 Wt: 188 College: Notre Dame
Born: July 1, 1958 at Brooklyn, New York
Joined Saints: Draft Choice No. 2, 1980

PRO: Led Saints with nine interceptions, second (tie) in NFL ... had tenth steal called back vs. Miami 12/7 ... also led team with 34 passes defended, and was sixth (tie) on team tackle chart with 73 ... ended final Rams threat with interception 11/9 in 6-0 Saints win ... caught pass from Frank Wattelet on fake punt for 13 yards and first down at Colts 10/12 ... career 173 passes defended ... Started 15 of 16 games at left cornerback in 1985 ... had six interceptions to lead team ... defended eight passes and intercepted three vs. Philadelphia 10/6/85, the most in a single game in the NFC that year ... started every game in 1984, led team with four interceptions and 30 passes defended ... led team in 1983 with 43 passes defended ... has recovered 12 career fumbles ... has started 94 of 105 games he has played in since joining the Saints in 1980 ... was pressed into starting spots in ten games as rookie ... is most experienced of Saints' starting secondary ... contract expired in 1986, subject to developments.

COLLEGE: Four-year letterman at Notre Dame ... played flanker as sophomore, cornerback as junior and senior ... also returned punts ...

defensive captain . . . set school record with two interception returns for TDs vs. Miami in 1979 . . . played in Gator Bowl, two Cotton Bowls and Hula Bowl . . . was member of Notre Dame's national championship team of 1978 . . . holds degree in economics.

PERSONAL: Attended West Charlotte (North Carolina) High School . . . owns farm, works there in offseason . . . single . . . lives in Mooresville, North Carolina when not playing football.

GAMES STARTED/PLAYED: (1980, 10/16); (1981, 13/16); (1982, 9/9); (1983, 16/16); (1984, 16/16); (1985, 15/16); (1986, 16/16). Totals 95/105.

Year	INTERCEPTIONS				FUMBLES RECOVERED		
	No.	Yds.	LG	TD	No.	Yds.	TD
1980	None				3	0	0
1981	4	54	31	0	5	0	0
1982	None				2	0	0
1983	None				2	0	0
1984	4	9	9	0	None		
1985	6	49	28	0	None		
1986	9	46	13	0	None		
Totals	23	160	31	0	12	0	



94 JIM WILKS

Defensive End Year With Saints: 7 Year in NFL: 7
Ht: 6-5 Wt: 265 College: San Diego State
Born: March 12, 1958 at Los Angeles, California
Joined Saints: Draft Choice No. 12, 1981

PRO: Played in every game, started 15 last season . . . had 47 total tackles, one sack . . . missed start was his first since 1982 (55 games) . . . versatile, can fill in anywhere along the defensive line as needed . . . played some at nose tackle in 1984 and 1985 . . . big career game was at Atlanta 11/11/84 when he had 2.5 sacks for 22 yards lost in Saints win . . . best sack year of his career was 1983 when he had eight for 59.5 yards lost . . . has recovered five career fumbles . . . has missed only one game in his career because of injury . . . contract expired in 1986, subject to developments.


COLLEGE: Team captain and honorable mention all-Western Athletic Conference selection in 1980 . . . had solid season in 1980 after rash of injuries kept him out of 1979 regular lineup . . . transferred to San Diego State after being named junior college all-America at Pasadena Community College in 1977 . . . majored in business.

PERSONAL: Attended Pasadena (California) High School . . . high school

all-America selection in football . . . one of eleven children . . . married (Andre) with one son (Jeremy 6/16/85) . . . lives in Altadena, California in offseason.

GAMES STARTED/PLAYED: (1981, 0/16); (1982, 8/8); (1983, 16/16); (1984, 16/16); (1985, 16/16); (1986, 15/16). Totals 71/88.

Year	SACKS	Yards Lost
	Number	
1981	3.5	38
1982	2	10
1983	8	59.5
1984	7.5	60
1985	2.5	14
1986	1	9
Totals	24.5	190.5



45 JOHN WILLIAMS


Fullback Year With Saints: 2 Year in NFL: 3
Ht: 5-11 Wt: 205 College: Wisconsin
Born: October 26, 1960 at Muskegon, Michigan
Joined Saints: Waivers from Seattle, 1986

PRO: Arrived in New Orleans the week before the first game . . . saw action in seven games during the season, but was injured on his only carry of the season, an 11-yard gain vs. Redskins 10/5 . . . the run was nullified by penalty . . . spent last five games of the season on injured reserve list . . . started pro career with USFL Michigan Panthers, left after three seasons as team's alltime leading rusher. . . signed with Dallas as free agent in 1985 . . . released, signed by Seahawks later that season . . . spent latter part of 1985 on Seahawks injured list . . . contract runs through 1987 with no option.

COLLEGE: Four-year letterman at Wisconsin . . . led the team in rushing as sophomore and junior . . . voted team's most inspirational player as senior . . . holds degree in agricultural economics.

PERSONAL: Attended Reeths-Puffer High School in Muskegon, Michigan . . . spent 1987 offseason working on development and production of a television game show he designed . . . married (Victoria Ann) with two sons (John II 12/25/83 and Jason 3/25/85) . . . lives in Middleton, Wisconsin in offseason.

GAMES STARTED/PLAYED: (1985, 0/10); (1986, 0/7). Totals 0/17. Totals with Saints 0/7.



79 RALPH WILLIAMS

Guard Year With Saints: 3 Year in NFL: 5
Ht: 6-3 Wt: 270 College: Southern
Born: March 27, 1958 at Monroe, Louisiana
Joined Saints: Free Agent, 1985

PRO: Earned the starting right guard spot for second season, but was injured (knee) in game six at Colts 10/12, spent rest of season on the injured reserve list ... will be at full speed to lay claim to the starting spot he had ... did a big job as he played in all 16 games in 1985, started 14 at right guard ... signed by Houston Oilers as free agent in 1981 where he spent the season on injured reserve ... played seven games, started five in 1982 ... played 1983-85 with the San Antonio Gunslingers of the USFL ... contract runs through 1987 with no option.

COLLEGE: Started four years at Southern ... selected Most Valuable Player senior season ... all-America selection in 1980 ... majored in psychology.

PERSONAL: Attended West Monroe (Louisiana) High School ... married (Juliette) with daughter (Marie 2/8/76) ... lives in Baton Rouge in offseason.

GAMES STARTED/PLAYED: (1982, 5/7); (1985, 14/16); (1986, 6/6). Totals 25/29. Totals with Saints 20/22.



18 DAVE WILSON

Quarterback Year With Saints: 6 Year in NFL: 6
Ht: 6-3 Wt: 211 College: Illinois
Born: April 27, 1959 at Anaheim, California
Joined Saints: Draft Choice No. 1 (Supplemental), 1981

PRO: Entered lineup in third game of the season, started the rest of the way ... injury to Bobby Hebert at San Francisco 9/21 brought him off the bench to lead the team ... record as starter in 1986 was 6-6 ... was injured (knee) 12/21 at Vikings on first pass attempt ... had big game at Jets 10/26 when he threw for 243 yards and 2 TDs in comeback attempt ... in back-to-back weeks (vs. Patriots 11/30 and Dolphins 12/7), threw for 548 total yards and two TDs ... made big play at Atlanta 12/14, faked out defense on bootleg, scored winning TD with less than two minutes to play ... completed longest pass of his career, 63-yarder to Eric Martin for TD at Giants 9/28 ... started


first ten games of 1985 season, sat on injured reserve (elbow) for final games of the year ... 1985 started slowly with 2-22 performance in opener, improved over the course of the season ... threw two TDs in three games; at Denver 9/15, vs. Tampa Bay 9/22, and at Atlanta 10/20 ... ran naked bootleg on third-and-seven call at San Francisco 9/29 late in the game to enable Saints to keep the ball and kill the clock with 20-17 win ... saw action in five games in 1984, started final two contests of the season ... came off bench 12/2 at Rams with Saints down 24-0 and hit three TD passes, the first time since 10/30/83 at Buffalo (Wilson again) that a Saints QB threw for three TDs in a game ... followed that with 325 yards and three more TD passes the next week, vs. Cincinnati 12/9 ... 325 yards passing is the first time that a Saints QB threw for 300 yards since 12/5/82 (Ken Stabler vs. Tampa Bay) ... finished season directing win over playoff-bound Giants ... had seven TDs for the season with only three interceptions ... had shoulder surgery in 1985 offseason to correct tendon irritation ... started two games in 1983, and saw relief action in six others ... threw all but one pass in opening 1983 game, directed 28-17 win over St. Louis ... led Saints to 24-23 lead in final minutes of last game of the 1983 season vs. Rams with playoffs on the line ... sat out entire 1982 season with torn knee ligaments suffered in first preseason game ... started four games as rookie in 1981 ... completed 51.8 percent of his passes that year ... contract expired in 1986, subject to developments.

COLLEGE: Finished 10th in Heisman Trophy balloting as junior ... set or tied 32 NCAA, Big Ten, and school records in 1980 ... lost senior eligibility on conference ruling ... passed for 403 yards vs. Indiana the following week ... passed for six TDs vs. Ohio State ... honorable mention all-America by both wire services in 1980 ... transferred to Illinois from Fullerton (Calif.) College following sophomore season ... majored in applied life sciences.

PERSONAL: Attended Katella High School in Anaheim, California ... grew up four blocks from Anaheim Stadium ... single ... lives in San Juan Capistrano in offseason.

GAMES STARTED/PLAYED: (1981, 4/11); (1982, inj.); (1983, 2/8); (1984, 2/5); (1985, 10/10); (1986, 13/14). Totals 31/48.

Year	PASSING						RUSHING		
	Att.	Comp.	Yds.	LG	TD	Int	No.	Yds.	LG TD
1981	158	82	1058	50	1	11	5	1	9 0
1982	injured								
1983	112	66	770	42	5	7	5	3	5 0
1984	84	51	647	54t	7	4	3	-7	-2 0
1985	293	145	1843	50	11	15	18	7	17 0
1986	342	189	2353	63t	10	17	14	19	14 1
Totals	998	533	6671	63t	34	54	45	23	17 0

**KNIGHT**

1987 Saints Rookies

(Draft Choices)

**HILL**

1 — Shawn Knight, Defensive End 6-6 290 Brigham Young

Large lineman with speed played defensive tackle at Brigham Young and will become defensive end in Saints' scheme . . . 11th player selected overall . . . Played left defensive end in BYU's 3-4 scheme and left defensive tackle in college nickel . . . Saints head coach Jim Mora: "He's a smart, tough, active big man who played in college with great intensity. We expect him to be a heck of a player for us and play for a long time. We'll put him at a defensive end spot to begin with in our 3-4, and I see him as an inside guy in our nickel scheme. He plays the run and the pass well. He's not a one-dimensional player. Good, big, fast defensive lineman are hard to find, and when you get the chance you'd better take them" . . . BYU linemate Jason Buck was no. 1 (17th overall) selection by Cincinnati . . . College coach Lavell Edwards cited as "... hardest working ever in our program" . . . All-conference and all-WAC academic had 64 tackles as senior, 27 solos, and led team in sacks with 16 . . . Best senior stats came vs. UTEP with 11 tackles and three sacks . . . Played in East-West Shrine and Senior Bowl games . . . Broke arm prior to start of junior year, but played despite limitation in early season . . . Member of National Honor Society at Westminster (Sparks, Nevada) High School . . . Physical Therapy major with a 3.11 GPA at BYU . . . full name is Shawn Matt Knight . . . born June 4, 1964 at Provo, Utah.

Year	TK	SO	AS	SACK
1982 Redshirt-Freshman				
1983	3	2	1	0.0
1984	6	5	1	0.0
1985	47	22	25	2.5
1986	64	27	37	16.0
Total	120	56	64	18.5

2 — Lonzell Hill, Wide Receiver 5-11 189 Washington

Big-play receiver with dependability down-after-down that made him Washington's top offensive threat . . . 40th player selected overall . . . Modeled in the mold of his father J.D. Hill, former Arizona State receiver, who fashioned an all-pro NFL career with the Detroit Lions and Buffalo Bills . . . Ranked among top receivers in country at end of senior year

**ADAMS****TRAPILO**


when he led his team in catches (43) and touchdowns (8). Described by head coach Jim Mora as a "polished receiver, who is a burner, not a blazer" . . . Caught five for 77 yards vs. Alabama in the Sun Bowl . . . Caught 2 for 52, including a TD for the winning West squad in the Hula Bowl . . . College stats as a returner: 17 kickoffs for 326 yards (19.2); four punt returns for 23 yards (5.8) . . . All-America two years at Amos Alonzo Stagg (Stockton, Calif.) High School where he played WR, QB and DB . . . Criminal Justice major at Washington . . . full name is Lonzell Ramon Hill . . . Nickname is "Moe" . . . born Sept. 25, 1965 at Stockton, Calif.

Year	Catches	Yards	Avg.	TD
1983	2	9	4.5	0
1984	12	215	17.9	0
1985	46	696	15.1	8
1986	43	721	16.8	8
Total	103	1,641	15.9	16

3 — Michael Adams, Cornerback 5-10 195 Arkansas State

Described by team president and general manager Jim Finks as a "size and speed guy . . ." 67th player selected overall . . . Became a starter last year, just his second season at ASU after playing one year at Mississippi Delta Junior College . . . quick and agile with a linebacker's punch on impact . . . outstanding leaping ability . . . 4.4 speed serves him well in man coverage . . . Also handles kickoff returns last year with 14 for 374 yards, a 26.7 average and one TD . . . Return TD was 99-yarder vs. Lamar . . . played as reserve in first season at Arkansas State and made one interception and one sack . . . prepped at Broad Street (Cleveland, Miss.) High School, where he rushed for over 1,700 yards and intercepted five passes as a senior . . . Physical education major at Arkansas State . . . full name is Michael Adams . . . Born April 5, 1964 at Shelby, Miss.

Year	TK	SO	AS	INT
1985	12	9	3	1
1986	34	31	3	5
Total	46	40	6	6



MACK



HENLEY



ATKINS



COOK

4 — Steve Trapilo, Guard 6-5 281 Boston College

Athletic lineman combines strength, speed and performance for high rating in pre-draft scouting combine evaluations . . . 96th overall selection in draft . . . all-around athlete is devoted weight lifter, agile enough for vertical leap to exceed 33 inches and fast enough to run 4.9 . . . Team captain at Boston College graded well in both pass and run attack . . . All-America honors last year when he received 94 percent blocking grade on season and allowed only five tackles in his territory season-long . . . Played both guard and tackle as junior, though slowed by injuries most of the year, and made all-conference and all-East teams . . . Started every game at guard as sophomore on BC team that won the Cotton Bowl and ended year with no. 4 ranking behind Heisman Trophy winner Doug Flutie . . . Completed degree in sociology at Boston college in May, 1986 and pursued post-grad during past academic year . . . Full name is Stephen Paul Trapilo . . . Born Sept. 20, 1964 at Boston, Massachusetts.

5 — Milton Mack, Cornerback 5-11 182 Alcorn State

Consistent defender with good anticipation and reaction . . . 123rd overall selection . . . Excelled in man coverage and very effective against the run . . . 4.48 in 40 at end of senior season . . . All-SWAC selection last season . . . Played in Freedom Bowl Classic and East-West Shrine games . . . Led Alcorn in interceptions as junior with 5, two vs. Alabama State . . . Played defensive back and quarterback as Callaway (Jackson, Miss.) High School . . . Cousin Cedric Mack is DB and WR with St. Louis Cardinals . . . Full name is Milton Jerome Mack . . . Born Sept. 20, 1963 at Jackson, Miss.

Year	TK	SO	AS	INT
1983	15	10	5	0
1984	14	9	5	1
1985	41	21	20	5
1986	44	28	16	0
Total	114	68	46	6

6 — Thomas Henley, Wide Receiver 5-10 173 Stanford

Speedy receiver who also has experience as a return man . . . 152nd player selected overall . . . moved from tailback to wide receiver prior to senior season at Stanford . . . Deep threat speed with open field running ability that serves him well after the catch or returning kicks . . . Played split end position in Cardinal offense . . . Set a school record with a 92-yard punt return (vs. Oregon State) for a touchdown . . . Caught two passes in Gator Bowl appearance . . . Reserve tailback as junior who carried the ball only 46 times, but caught 30 passes and returned punts and kickoffs . . . Led the team in rushing as freshman . . . Career rushing totals at Stanford: 645 yards on 175 carries for 3.7 average and five TD's . . . Best season as tailback was sophomore when carried 62 times for 276 yards (4.4 avg.) and four TD's . . . Teammate of CB Toi Cook, Saints no. 8 pick this year . . . Rushed for 1900 yards on 250 carries senior year at Damien (Ontario, Calif.) High School and won state track championship meet with 48-1 triple jump . . . Brother, Darryl, plays at UCLA . . . Full name is Thomas H. Henley III . . . Born July 28, 1965 at Hillsboro, Texas.

Year	Receiving			Punt Ret.			KO Ret.		
	No.	Yds.	TD	No.	Yds.	TD	No.	Yds.	TD
1983	18	187	2	16	148	0	0	0	0
1984	22	250	1	0	0	0	3	66	0
1985	30	208	1	6	77	0	21	440	0
1986	28	431	2	29	353	1	14	292	0
Total	98	1076	6	51	578	1	38	798	0

7 — Gene Atkins, Florida A&M 6-1 200 Cornerback

Punishing tackler as college strong safety . . . 179th overall selection . . . All-around athlete began college career as freshman fullback, then moved to strong safety as sophomore and became immediate starter . . . Coached by former Cincinnati Bengals DB Ken Riley . . . Earned all-American honors following senior season in which he had four interceptions, ten pass deflections and 67 tackles . . . Played in Freedom Bowl game . . . Played in only five games junior year, missing remainder

**LEACH****CLARK**


of season with broken ankle . . . Attended Rickards (Tallahassee, Fla.) High School . . . Physical Education major at Florida A&M . . . Full name is Gene Reynard Atkins . . . Born Aug. 31, 1964 at Tallahassee, Fla.

Year	TK	SO	AS	INT
1984	84	45	39	1
1985	30	18	12	3
1986	67	48	19	4
Total	181	111	70	8

8 — Toi Cook, Cornerback 5-11 188 Stanford

Strong defensive back who displayed penchant for the big play . . . 207th overall selection . . . Led Stanford in interceptions for the past three years as the starting left cornerback . . . Also an outstanding baseball player for the Cardinal . . . Teammate of Saints' no. 6 selection WR Thomas Henley . . . Broken wrist early last season kept him out three games, then played with soft cast . . . Finished senior campaign ranked no. 3 in nation with seven interceptions, three in game against San Jose State . . . Team appeared against Clemson in Gator Bowl . . . Starting rightfielder on baseball team the past two years, hit in cleanup spot and led the team in 1986 with 37 stolen bases and 50 RBI's (hit .337 that year) . . . Played defensive back and wide receiver at Montclair (Conoga Park, Calif.) Prep where he led team in tackles and scored 14 TD's as a senior . . . Honors student at Stanford where he majored in Communications . . . Full name is Toi Fitzgerald Cook . . . Born Dec. 3, 1964 at Chicago, Ill.

Year	TK	SO	AS	INT
1983	9	7	2	0
1984	61	35	26	4
1985	38	23	15	5
1986	27	17	10	7
Total	135	82	53	16

**WELLS****SORRELLS**

9 — Scott Leach, Linebacker 6-2 221 Ohio State

Started only four games as senior, but was an attention getter when given the opportunity to play . . . 234th player selected overall . . . Starter in 1987 Cotton Bowl game and had 11 tackles . . . Played in all games as special teamer in sophomore, junior and senior seasons. Attended Bassick (Bridgeport, Conn.) High School where he was state co-player of the year . . . Majored in Recreation Education at Ohio State . . . Full name is Scott Leach . . . Born on Sept. 18, 1963 in Bridgeport, Conn.

Year	TK	SO	AS	INT
1983	6	2	4	0
1984	18	9	9	0
1985	34	16	18	0
Totals	58	27	31	0

10 — Robert Clark, Wide Receiver 5-11 175 North Carolina Central

Premiere receiver in NCAA Division II . . . 263rd player selected overall . . . Excellent credentials make him a prospect for a major step up in competition . . . Set NCAA Div. II record with at least one catch in 40 consecutive games . . . Holds 34 school records . . . Started every game during four-year college career . . . Holds most NCAA Div. II receiving records, and is 17th-ranked receiver in NCAA history (all divisions) . . . Standout receiver at Marshall-Walker (Richmond, Va.) High School . . . Physical education major at North Carolina Central . . . Born Aug. 6, 1965 at Brooklyn, N.Y.

Year	Catches	Yards	Avg.	TD
1983	40	818	20.5	6
1984	47	875	18.6	6
1985	67	1387	20.7	13
1986	56	1151	20.6	13
Total	210	4231	20.2	38

11 — Arthur Wells, Tight End 6-4 236 Grambling

Louisiana native who made a reputation at position among NCAA Division I-AA ranks ... 290th player selected overall ... Good blocker who displayed ability in college game to go deep ... Selected to play in Freedom Bowl Classic, but elected to play in Blue-Gray instead where he caught two for 68 yards. Tight end and linebacker at Mansfield (La.) High School ... Physical education major at Grambling ... Full name is Arthur Lee Wells ... Born Feb. 1, 1963 at Shreveport.

Year	Catches	Yards	TD
1983 Did Not Play			
1984	17	203	3
1985	27	435	2
1986	36	594	3
Total	80	1232	8

12 — Tyrone Sorrells, Guard 6-3 265 Georgia Tech

Converted from tight end to tackle senior season ... 319th player selected overall ... Projects at guard position in pros ... Began college career at Georgia as tight end ... Transferred to Georgia Tech and played one year primarily as blocking tight end in double-TE formations ... Hampered by knee injury in first year at Tech ... Attended Buford (Ga.) High School ... single ... Born May 8, 1963.

THE LAST TIME

Intercepted pass returned for TD — Sept. 14, 1986, by James Haynes, 17 yards vs. Green Bay.

Fumble recovery returned for TD — Dec. 1, 1985, by Jack Del Rio, 22 yards vs. Los Angeles Rams.

Fumble recovered in end zone for TD — Dec. 18, 1983, by Steve Korte vs. Los Angeles Rams.

Punt Return for TD — Dec. 15, 1968, by Charlie Brown, 53 yards vs. Pittsburgh.

Kickoff Return for TD — Sept. 21, 1986 by Mel Gray, 101 yards vs. San Francisco.

SAINTS 1987 VETERAN ROSTER

No.	Name	Pos	Ht	Wt	NFL Exp	Birth date	College	Games in '86
7	Andersen, Morten	K	6-2	221	6	8/19/60	Michigan St.	16
85	Brenner, Hoby	TE	6-4	245	7	6/ 2/59	USC	15
67	Brock, Stan	T	6-6	292	8	6/ 8/58	Colorado	16
75	Clark, Bruce	DE	6-3	274	6	3/31/58	Penn State	16
66	Comiskey, Chuck	G	6-4	290	2	3/ 2/58	Mississippi	16
70	Contz, Bill	T	6-5	270	5	5/12/61	Penn State	13
52	Del Rio, Jack	LB	6-4	238	3	4/ 4/63	USC	16
72	Dombrowski, Jim	T	6-5	298	2	10/19/63	Virginia	3
95	Dumbauld, John	DE	6-4	256	2	2/14/63	Kentucky	9
63	Edelman, Brad	G	6-6	270	6	9/ 3/60	Missouri	13
83	Edwards, Kelvin	WR	6-2	197	2	7/19/64	Liberty Baptist	14
99	Elliott, Tony	NT	6-2	295	6	4/23/59	North Texas St.	15
43	Fowler, Bobby	FB	6-2	225	2	9/11/60	Louisiana Tech	0
46	Gajan, Hokie	FB	5-11	228	5	9/ 6/59	LSU	0
97	Geathers, James	DE	6-7	290	4	6/26/60	Wichita St.	16
27	Gibson, Antonio	SS	6-3	204	2	7/ 5/62	Cincinnati	16
77	Gilbert, Daren	T	6-6	295	3	10/ 3/63	Cal State-Fullerton	10
88	Goodlow, Eugene	WR	6-2	186	5	12/19/58	Kansas St.	16
37	Gray, Mel	RB	5-9	166	2	3/16/61	Purdue	16
10	Hansen, Brian	P	6-3	209	4	10/26/60	Sioux Falls	16
80	Harris, Herbert	WR	6-1	206	2	5/ 4/61	Lamar	7
92	Haynes, James	LB	6-2	233	4	8/19/60	Mississippi Valley	16
3	Hebert, Bobby	QB	6-4	214	3	8/19/60	N.W. Louisiana	4
61	Hilgenberg, Joel	C/G	6-3	252	4	7/10/62	Iowa	16
21	Hilliard, Dalton	RB	5-8	204	2	1/21/64	LSU	16
57	Jackson, Rickey	LB	6-2	243	7	3/20/58	Pittsburgh	16
22	Jakes, Van	DB	6-0	190	2	5/10/61	Kent State	12
24	Johnson, Bobby	DB	6-0	187	5	9/ 1/60	Texas	8
53	Johnson, Vaughan	LB	6-3	235	2	3/24/62	North Carolina St.	16
86	Jones, Mike	WR	5-11	183	5	4/14/60	Tennessee St.	16
23	Jordan, Buford	FB	6-0	223	2	6/26/62	McNeese St.	16
55	Kohlbrand, Joe	LB	6-4	242	3	3/18/63	Miami	16
60	Korte, Steve	C	6-2	269	5	1/15/60	Arkansas	16
84	Martin, Eric	WR	6-1	207	3	11/ 8/61	LSU	16
39	Maxie, Brett	DB	6-2	194	3	1/13/62	Texas Southern	15
36	Mayes, Rueben	RB	5-11	200	2	6/ 6/63	Washington St.	16
42	McLemore, Dana	CB	5-10	183	6	7/ 1/60	Hawaii	3
51	Mills, Sam	LB	5-9	225	2	6/ 3/59	Montclair St.	16
25	Poe, Johnnie	CB	6-1	194	7	8/29/59	Missouri	16
68	Saindon, Pat	G	6-3	273	2	3/ 3/61	Vanderbilt	9
56	Swilling, Pat	LB	6-3	242	2	10/25/64	Georgia Tech	16
82	Tice, John	TE	6-5	249	5	6/22/60	Maryland	16
54	Toles, Alvin	LB	6-1	227	3	3/23/63	Tennessee	16
73	Warren, Frank	DE	6-4	290	7	9/14/59	Auburn	16
49	Wattelet, Frank	FS	6-0	186	7	10/25/58	Kansas	16
44	Waymer, Dave	CB	6-1	188	8	7/ 1/58	Notre Dame	16
94	Wilks, Jim	DE	6-5	266	7	3/12/58	San Diego St.	16
45	Williams, John	RB	5-11	213	3	10/26/60	Wisconsin	7
79	Williams, Ralph	T	6-3	298	5	3/27/58	Southern	6
18	Wilson, Dave	QB	6-3	206	6	4/27/59	Illinois	14

SAINTS 1987 FIRST-YEAR ROSTER

No.	Name	Pos	Ht	Wt	NFL Exp.	Birth date	College
40	Adams, Michael	CB	5-10	195	D3	4/ 5/64	Arkansas State
30	Alexander, Vincent	RB	5-10	205	R	3/11/64	Southern Mississippi
96	Andrus, Sheldon	NT	6-1	271	1	10/ 5/62	Nicholls State
28	Atkins, Gene	DB	6-1	200	D7	8/31/64	Florida A&M
76	Bealles, William	T	6-7	285	1	6/11/63	Northern Iowa
59	Campan, James	C	6-3	260	1	6/11/64	Tulane
47	Clark, Robert	WR	5-11	175	D10	8/ 6/65	North Carolina Central
41	Cook, Toi	CB	5-11	188	D8	12/ 3/64	Stanford
17	Cuffee, Eric	WR	5-11	167	R	5/31/64	North Texas State
90d	Cunningham, Tim	LB	6-4	237	R	7/21/64	Indiana State
14	Dawsey, Stacey	WR	5-9	154	R	10/24/65	Indiana
74d	Elliott, Ted	NT	6-6	275	R	11/16/64	Mankato State
38	Evans, Vince	FB	5-10	216	1	9/ 8/63	North Carolina State
91o	Gottschalk, Darren	TE	6-4	225	R	12/ 1/64	Cal Lutheran
78o	Healy, Tim	T	6-7	281	R	1/20/65	St. John's (Minn.)
19	Henley, Thomas	WR	5-10	173	D6	7/28/65	Stanford
87	Hill, Lonzell	WR	5-11	189	D2	9/25/65	Washington
32d	Holley, Jeffery	DB	6-1	183	R	1/ 5/65	Texas A&M
98	Huddleston, Fuzzy	LB	6-3	240	R	2/20/63	Mississippi
50	James, Phillip	G	6-2	265	1	12/ 3/64	Southern
69o	Jasper, Vincent	G	6-3	280	R	11/30/64	Iowa State
93d	Jones, Merlon	LB	6-2	222	1	9/25/64	Florida A&M
12	Karcher, Ken	QB	6-2	200	1	7/ 1/63	Tulane
78d	Knight, Shawn	DE	6-6	288	D1	6/ 4/64	Brigham Young
11	Kramer, Erik	QB	6-1	196	R	11/ 6/64	North Carolina State
58	Leach, Scott	LB	6-2	221	D9	9/18/63	Ohio State
74	Leach, William	G-T	6-5	280	1	7/ 2/64	North Carolina State
30d	Lewis, Anthony	CB	5-9	175	R	4/15/63	McNeese State
48	Mack, Milton	CB	5-11	182	D5	9/20/63	Alcorn State
91d	Marchiol, Kenneth	LB	6-2	248	R	8/27/65	Mesa (Ariz.)
76d	Miller, Les	DE	6-7	275	R	3/ 1/65	Fort Hays State (Kan.)
15	Myers, Ricky	WR	5-8	170	R	6/ 8/65	Mississippi
73o	Patterson, Victor	G-T	6-5	285	R	8/21/64	Minot State
32	Rice, Daniel	FB	6-1	233	R	11/ 9/63	Michigan
50d	Russell, Mark	LB	6-4	230	R	8/23/62	Weber State
59d	Schubeck, Darin	LB	6-3	224	R	8/ 8/64	Colorado
13	Sharpe, Monte	WR	5-10	160	R	5/17/64	Georgia Southern
93o	Shelman, Tony	TE	6-3	240	R	3/10/64	Southern Methodist
64	Sorrells, Tyrone	G	6-3	265	D12	5/ 8/63	Georgia Tech
35o	Steele, Todd	FB	6-3	245	R	12/ 3/63	Southern California
71	Summers, Terry	NT	6-2	280	R	11/ 2/62	East Central Oklahoma
29	Sutton, Reggie	CB	5-10	180	1	2/15/65	Miami
35d	Taylor, Derrick	DB	5-11	186	R	3/15/64	North Carolina State
89	Thompson, Robert	WR	5-9	170	1	9/ 9/62	Youngstown State
33d	Thurman, Junior	DB	6-0	180	R	9/ 8/64	Southern California
65	Trapilo, Steve	G	6-5	281	D4	9/20/64	Boston College
20	Tuggle, Anthony	DB	6-2	206	R	9/13/63	Nicholls State
33	Waters, Michael	FB	6-2	230	2	3/15/62	San Diego State
69	Weaver, Emanuel	NT	6-4	285	2	6/28/60	South Carolina
90	Wells, Arthur	TE	6-4	236	D11	2/ 1/63	Grambling
62	Wenzel, Jeff	T-G	6-7	270	1	10/21/63	Tulane
16	White, Lonnie	WR	5-11	190	R	10/ 7/64	Southern California
34	Word, Barry	FB	6-2	220	R	7/17/64	Virginia

NEW ORLEANS SAINTS NUMERICAL ROSTER

3	Bobby Hebert	39	Brett Maxie	71	Terry Summers
7	Morten Andersen	40	Michael Adams	72	Jim Dombrowski
9	Kyle Mackey	41	Toi Cook	73o	Victor Patterson
10	Brian Hansen	42	Dana McLemore	73d	Frank Warren
11	Erik Kramer	43	Bobby Fowler	74d	Ted Elliot
12	Ken Karcher	44	Dave Waymer	74o	William Leach
13	Monte Sharpe	45	John Williams	75	Bruce Clark
14	Stacey Dawsey	46	Hokie Gajan	76o	Bill Bealles
15	Ricky Myers	47	Robert Clark	76d	Les Miller
16	Lonnie White	48	Milton Mack	77	Daren Gilbert
17	Eric Cuffee	49	Frank Wattlet	78o	Tim Healy
18	Dave Wilson	50o	Phillip James	78d	Shawn Knight
19	Thomas Henley	50d	Mark Russell	79	Ralph Williams
20	Anthony Tuggle	51	Sam Mills	80	Herbert Harris
21	Dalton Hilliard	52	Jack Del Rio	82	John Tice
22	Van Jakes	53	Vaughan Johnson	83	Kelvin Edwards
23	Buford Jordan	54	Alvin Toles	84	Eric Martin
24	Bobby Johnson	55	Joe Kohlbrand	85	Hoby Brenner
25	Johnnie Poe	56	Pat Swilling	86	Mike Jones
26	Preston Davis	57	Rickey Jackson	87	Lonzell Hill
27	Antonio Gibson	58	Scott Leach	88	Eugene Goodlow
28	Gene Atkins	59o	James Campan	89	Robert Thompson
29	Reggie Sutton	59d	Darin Schubeck	90d	Tim Cunningham
30o	Vincent Alexander	60	Steve Korte	90o	Arthur Wells
30d	Anthony Lewis	61	Joel Hilgenberg	91o	Darren Gottschalk
32d	Jeffery Holley	62	Jeff Wenzel	91d	Kenneth Marchiol
32o	Daniel Rice	63	Brad Edelman	92	James Haynes
33d	Junior Thurman	64	Tyrone Sorrells	93d	Merlon Jones
33o	Michael Waters	65	Steve Trapilo	93o	Tony Shelman
34	Barry Word	66	Chuck Commiskey	94	Jim Wilks
35o	Todd Steele	67	Stan Brock	95	Jon Dumbald
35d	Derrick Taylor	68	Pat Saindon	96	Sheldon Andrus
36	Rueben Mayes	69d	Emanuel Weaver	97	James Geathers
37	Mel Gray	69o	Vincent Jasper	98	Fuzzy Huddleston
38	Vince Evans	70	Bill Contz	99	Tony Elliott

SAINTS LONGEST PLAYS — 1986

RUN FROM SCRIMMAGE—50, Rueben Mayes vs. New England
11-30

PASS PLAY—84, Bobby Hebert to Eric Martin vs. Green Bay 7-14

PUNT RETURN—39, Eric Martin at Indianapolis 10-12

KICKOFF RETURN—101, Mel Gray at San Francisco 9-21 (TD)

INTERCEPTION RETURN—43, Antonio Gibson vs. San Francisco
11-2

PUNT—66, Brian Hansen vs. San Francisco 11-2

FIELD GOAL—53, Morten Andersen at New York Jets 10-26

HOW THE SAINTS WERE BUILT

(Final Roster of The 1986 Season)

Year	Draft (33)	Trade (2)	Free Agents (17)
1980	Stan Brock T (1)		
1-15	Dave Waymer CB (2)		
1981	Dave Wilson QB (1 Supp.)		Frank Wattelet FS
4-12	Rickey Jackson LB (2b)		
	Frank Warren DE (3a)		
	Hoby Brenner TE (3b)		
	Johnnie Poe CB (6b)		
	Hokie Gajan FB (10)		
	Jim Wilks DE (12)		
1982	Brad Edelman G (2)	Bruce Clark DE	
4-5	Eugene Goodlow WR (3b)	(from Green Bay)	
	Morten Andersen K (4)		
	Tony Elliott NT (5)		
1983	Steve Korte C (2)		
8-8	John Tice TE (3a)		
1984	James Geathers DE (2)		James Haynes LB
7-9	Joel Hilgenberg, C (4)		
	Brian Hansen, P (9)		
1985	Alvin Toles LB (1)		Bobby Fowler FB
5-11	Daren Gilbert T (2)		Bobby Hebert QB
	Jack Del Rio LB (3) ²		Brett Maxie DB
	Eric Martin WR (7)		Ralph Williams G
	Joe Kohlbrand LB (8)		
1986	Jim Dombrowski T (1)	Mike Jones WR	Sheldon Andrus NT
7-9	Mel Gray RB (1 Supp.)	(from Minnesota)	Chuck Commiskey G
	Dalton Hilliard RB (2)		Bill Contz T
	Vaughan Johnson LB (2 Supp.)		Antonio Gibson SS
	Rueben Mayes RB (3a)		Herbert Harris WR
	Pat Swilling LB (3b)		Van Jakes DB
	Kelvin Edwards WR (4)		Bobby Johnson DB
	Reggie Sutton CB (5)		Buford Jordan FB
	Robert Thompson WR (6)		Dana McLemore CB
	Jon Dumbauld DE (10)		Sam Mills LB
			Pat Saindon G

Waivers (1) — John Williams FB from Seattle, 1986.

SAINTS 1987 TRAINING CAMP DEPTH CHART

OFFENSE

WR—86 Mike Jones, 80 Herbert Harris, 88 Eugene Goodlow
41 Lonzell Hill, 47 Robert Clark
 LT—70 Bill Contz, 72 Jim Dombrowski
 LG—63 Brad Edelman, 68 Pat Saindon, **64 Tyrone Sorrells**
 C—60 Steve Korte, 61 Joel Hilgenberg
 RG—66 Chuck Commiskey, 79 Ralph Williams, **65 Steve Trapilo**
 RT—67 Stan Brock, 77 Daren Gilbert
 TE—82 John Tice, 85 Hobie Brenner, **90 Arthur Wells**
 WR—84 Eric Martin, 83 Kelvin Edwards, 89 Robert Thompson
19 Thomas Henley
 QB—18 Dave Wilson, 3 Bobby Hebert
 HB—36 Rueben Mayes, 21 Dalton Hilliard, 37 Mel Gray
 34 Barry Word
 FB—23 Buford Jordan, 46 Hokie Gajan, 45 John Williams
 43 Bobby Fowler

DEFENSE

LE—75 Bruce Clark, 73 Frank Warren, **78 Shawn Knight**
 NT—99 Tony Elliott, 96 Sheldon Andrus
 RE—94 Jim Wilks, 97 James Geathers, 96 Jon Dumbauld
 LOLB—57 Rickey Jackson, 55 Joe Kohlbrand
 LILB—51 Sam Mills, 52 Jack Del Rio, 93 Merlon Jones
 RILB—54 Alvin Toles, 53 Vaughan Johnson, **58 Scott Leach**
 ROLB—92 James Haynes, 56 Pat Swilling
 LCB—44 Dave Waymer, 42 Dana McLemore, **48 Milton Mack, 41 Toi Cook**
 RCB—25 Johnnie Poe, 22 Van Jakes, 26 Preston Davis
 29 Reggie Sutton, **40 Mike Adams**
 SS—27 Antonio Gibson, 24 Bobby Johnson, **28 Gene Atkins**
 FS—49 Frank Wattelet, 39 Brett Maxie

SPECIALISTS

P—10 Brian Hansen
 K—7 Morten Andersen
 H—10 Brian Hansen
 PC—61 Joel Hilgenberg 60 Steve Korte
 KC—61 Joel Hilgenberg 60 Steve Korte
 PR—42 Dana McLemore 84 Eric Martin
 KR—37 Mel Gray 84 Eric Martin

*1987 Draft Choices in Bold Type

OTHER SAINTS FOR 1987

VINCENT ALEXANDER, Running Back, Southern Mississippi ... 5-10, 205 ... born 3/11/64 at Covington, La. ... attended Covington (La.) High School ... single ... joined Saints as free agent, 1987.

SHELDON ANDRUS, Nose Tackle, Nicholls State ... 6-1, 217 ... born 10/5/62 at Lafayette, La. ... attended Port Barre (La.) high School ... single ... joined Saints as free agent, 1986 ... spend first 15 games of 1986 on injured reserve (knee) ... activated for final game of year.

WILLIAM BEALLES, Tackle, Northern Iowa ... 6-7, 285 ... born 6/11/63 at Steubenville, Ohio ... attended Victor Andrew High School in Tinley, Park, Ill ... single ... went to camp with Saints in 1986 ... re-signed with Saints as free agent, 1987.

JAMES CAMPEN, Center, Tulane ... 6-3, 260 ... born 6/11/64 at Escondido, Calif ... attended Ponderosa High School in Sacramento, Calif ... single ... went to camp with Saints as free agent in 1986 ... re-signed with Saints as free agent, 1987.

ERIC CUFFEE, Wide Receiver, North Texas State ... 5-11, 167 ... born 5/31/64 at Philadelphia, Pa. ... attended Waco (Tex.) High School ... married (Constance) ... joined Saints as free agent, 1987.

TIM CUNNINGHAM, Linebacker, Indiana State ... 6-4, 237 ... born 7/21/64 at Charleroi, Pa. ... attended Charleroi (Pa.) High School ... single ... joined Saints as free agent, 1987.

STACEY DAWSEY, Wide Receiver, Indiana ... 5-9, 154 ... born 10/24/65 at Bradenton, Fla ... attended Manatee High School in Bradenton ... single ... joined Saints as free agent, 1987.

PRESTON DAVIS, Cornerback, Baylor ... 5-11, 180 ... born 3/10/62 at Lubbock, Tex ... attended Estacado High School in Lubbock ... single ... was signed as free agent by Indianapolis in 1984, spent 1984-86 with Colts ... started 24 of 28 games he saw action in during 1984-85 ... led team in passes defended in 1985 and had two interceptions, when he started every game at CB ... was released by Colts midway through 1986 season ... joined Saints as free agent, 1987.

TED ELLIOTT, Nose Tackle, Mankato State ... 6-6, 275 ... born 11/16/64 at Inver Grove Heights, Minn ... attended Simley High School in Inver Grove, Minn ... single ... joined Saints as free agent, 1987.

VINCENT EVANS, Fullback, North Carolina State ... 5-10, 216 ... born 9/8/63 at Fayetteville, N.C ... attended Pine Forest High School in Fayetteville ... single ... went to camp with Minnesota in 1986 ... joined Saints as free agent, 1987.

DARREN GOTTSCHALK, Tight End, Cal Lutheran ... 6-4, 225 ... born 12/1/64 at Merced, Calif ... attended South Tahoe High School in South Lake Tahoe, Calif ... single ... joined Saints as free agent, 1987.

TIM HEALY, Tackle, St. John's (Minn.) ... 6-7, 281 ... born 1/20/65 at Pittsburgh, Pa ... attended Edina (Minn.) High School ... single ... joined Saints as free agent, 1987.

JEFFERY HOLLEY, Defensive Back, Texas A&M ... 6-1, 183 ... born 1/5/65 at McKinney, Tex ... attended McKinney (Tex.) High School ... single ... joined Saints as free agent, 1987.

FUZZY HUDDLESTON, Linebacker, Mississippi ... 6-3, 240 ... born 2/20/63 at Tupelo, Miss ... attended Shannon (Miss.) High School ... single ... first name is "Quinnis" ... joined Saints as free agent, 1987.

PHILLIP JAMES, Guard, Southern ... 6-2, 265 ... born 12/3/64 at Atlanta, Tex ... attended Jack Yates High School in Houston, Tex ... single ... went to camp with L.A. Raiders 1984-85 ... joined Saints as free agent, 1987.

VINCENT JASPER, Guard, Iowa State ... 6-3, 280 ... born 11/30/64 at Hawarden, Iowa ... attended Burke High School in Omaha, Neb ... married (Debra) ... joined Saints as free agent, 1987.

KEN KARCHER, Quarterback, Tulane ... 6-2, 200 ... born 7/1/63 at Glenshaw, Pa. ... attended Shaler Area High School in Glenshaw ... married (Pauline) ... went to camp with Denver in 1986 ... joined Saints as free agent, 1987.

ERIK KRAMER, Quarterback, North Carolina State ... 6-1, 196 ... born 11/6/64 at Encino, Calif ... attended Burroughs High School in Burbank, Calif ... married (Marshawn) ... joined Saints as free agent, 1987.

WILLIAM LEACH, Guard/Tackle, North Carolina State ... 6-5, 280 ... born 7/2/64 at Baltimore, Md ... attended Perry Hall Senior High School in Baltimore ... single ... joined Saints as free agent, 1987.

ANTHONY LEWIS, Cornerback, McNeese State ... 5-9, 175 ... born 4/15/63 at Beaumont, Tex ... attended Hampshire-Fannett (Tex.) High School ... single ... joined Saints as free agent, 1987.

KYLE MACKEY, Quarterback, East Texas State ... 6-1, 190 ... born 3/2/62 at Alpine, Tex ... attended Alpine (Tex.) High School ... married (Kerri) ... drafted in 11th round by St. Louis in 1984 ... was on Cardinals' active roster 1984, released in training camp 1985 ... acquired by Philadelphia for last two games of 1986 season ... released by Eagles, acquired by Saints on waivers, 1987.

KENNETH MARCHIOL, Linebacker, Mesa (Ariz.) ... 6-2, 248 ... born 8/27/65 at Las Vegas, Nev. ... attended Trinidad (Colo.) High School ... single ... joined Saints as free agent, 1987.

LES MILLER, Defensive End, Fort Hays State (Kan.) ... 6-7, 275 ... born 3/1/65 at Arkansas, Kan. ... attended Arkansas City High School in Arkansas, Kan. ... single ... joined Saints as free agent, 1987.

RICKY MYERS, Wide Receiver, Mississippi ... 5-8, 170 ... born 6/8/65 in Bassfield, Miss ... attended Bassfield High School ... single ... joined Saints as free agent, 1987.

VICTOR PATTERSON, Guard/Tackle, Minot State ... 6-5, 285 ... born 8/21/64 at Peoria, Ill. ... attended Manual High School in Peoria ... single ... joined Saints as free agent, 1987.

DANIEL RICE, Running Back, Michigan ... 6-1, 233 ... born 11/9/63 at Boston, Mass. ... attended West Roxbury (Mass.) High School ... single ... joined Saints as free agent, 1987.

MARK RUSSELL, Linebacker, Weber State ... 6-4, 230 ... born 8/23/62 at Salt Lake City, Utah ... attended Manti (Utah) High School ... married (Erin) ... joined Saints as free agent, 1987.

DARIN SCHUBECK, Linebacker, Colorado ... 6-2, 224 ... born 8/8/64 at Plainview, N.J. ... attended Lakewood (Colo.) High School ... single ... joined Saints as free agent, 1987.

MONTE SHARPE, Wide Receiver, Georgia Southern ... 5-10, 160 ... born 5/17/64 at Toombs, Colo. ... attended Reidsville (Ga.) High School ... single ... joined Saints as free agent, 1987.

TONY SHELMAN, Tight End, Southern Methodist ... 6-3, 240 ... born 3/10/64 at Houston, Tex ... attended Ross Sterling High School in Baytown, Tex ... married (Yolanda) ... joined Saints as free agent, 1987.

TODD STEELE, Fullback, Southern California ... 6-3, 245 ... born 12/3/63 at Lindsay, Calif. ... attended Kingsburg (Calif.) High School ... single ... joined Saints as free agent, 1987.

TERRY SUMMERS, Nose Tackle, East Central Oklahoma ... 6-3, 280 ... born 11/2/62 at Ada, Okla. ... attended Ada (Okla.) High School ... single ... joined Saints as free agent, 1987.

DERRICK TAYLOR, Defensive Back, North Carolina State ... 5-11, 186 ... born 3/15/64 at St. Louis, Mo. ... attended Charlotte (N.C.) Catholic High School ... single ... joined Saints as free agent, 1987.

JUNIOR THURMAN, Defensive Back, Southern California ... 6-0, 180 ... born 9/8/64 at Santa Monica, Calif. ... attended Santa Monica (Calif.) High School ... single ... joined Saints as free agent, 1987.

ANTHONY TUGGLE, Defensive Back, Nicholls State ... 6-2, 206 ... born 9/13/63 at Baton Rouge, La. ... attended Baker (La.) High School ... single ... went to camp with Pittsburgh in 1986, saw action in two games at end of season ... joined Saints as free agent, 1987.

MICHAEL WATERS, Fullback, San Diego State ... 6-2, 230 ... born 3/15/62 at San Diego, Calif. ... attended Burroughs High School in Ridgecrest, Calif. ... single ... went to camp with Jets, was released, joined Eagles as free agent, 1986 ... started first game of the season with Eagles, played in seven more ... was released by Eagles in midseason ... joined Saints as free agent, 1987.

EMANUEL WEAVER, Nose Tackle, South Carolina ... 6-5, 285 ... born 6/28/60 at New Orleans, La. ... attended John McDonogh High School in New Orleans ... married (Deborah) ... was drafted in second round by Cincinnati in 1982, played five games that season ... was on Bengals' injured reserve list (knee) through 1983 ... released by Bengals, signed with New Jersey (USFL), played there 1985 ... joined Saints as free agent, 1987.

JEFF WENZEL, Guard/Tackle, Tulane ... 6-7, 270 ... born 10/21/63 at New Orleans, La. ... attended Country Day High School in Metairie, La. ... single ... joined Saints as free agent, 1987.

LONNIE WHITE, Wide Receiver, Southern California ... 5-11, 190 ... born 10/7/64 at Washington, D.C. ... attended Asbury Park (N.J.) High School ... single ... joined Saints as free agent, 1987.

BARRY WORD, Running Back, Virginia ... 6-2, 220 ... born 7/17/64 at South Boston, Va. ... attended Halifax High School in South Boston, Va. ... single ... was drafted in third round by Saints in 1986 ... did not play football last season ... signed contract with Saints in 1987.

At Last! A Thirst Quencher That Actually Tastes Great!



ANOTHER FINE
PRODUCT FROM
KENTWOOD
SPRING WATER, INC.



1986 GAME SUMMARIES

FALCONS 31, SAINTS 10

Sept. 7 at Superdome (67,950)

Atlanta's first play went for 36 yards and the Falcons never looked back as they gained 442 total yards and controlled the ball offensively for almost 38 minutes of the game. Leading 14-3 at halftime, Atlanta opened the second half with an 87-yard, 21-play drive to a touchdown that consumed over 12 minutes of the third quarter. Following a Saints punt, QB David Archer passed for another TD and a 28-3 Falcons lead. New Orleans scored its only touchdown of the day with eight seconds left in the game. The Saints could manage only 176 total yards, starting QB Bobby Hebert completed 13 of 33 passes, and was intercepted twice. Archer, on the other hand, hit on 13 of 16 passes on the day. Falcons reserve running back Cliff Austin rushed for over 100 yards as Atlanta averaged 4.5 yards per rushing play.

Atlanta	7	7	7	10-31
New Orleans	0	0	3	7-10

SCORING

Atl.—C. Brown 17 pass from Archer (Luckhurst kick)
Atl.—Austin 1 run (Luckhurst kick)
N.O.—Andersen 47 field goal
Atl.—Riggs 1 run (Luckhurst kick)
Atl.—Allen 19 pass from Archer (Luckhurst kick)
Atl.—Luckhurst 32 field goal
N.O.—Hilliard 1 run (Andersen kick)

TEAM STATISTICS

	Atlanta	New Orleans
First Downs	28	13
Rushes-Yards	55-245	20-75
Passing Yards	101	70
Return Yards	75	40
Passes	14-19-1	13-33-2
QB Sacked-Yards	2-13	2-14
Punts	3-42.3	7-44.4
Fumbles-Lost	2-1	0-0
Penalties-Yards	7-79	4-23

RUSHING

Atlanta—Austin 27-104, 1 TD; Riggs 15-69, 1 TD; Archer 4-37; Andrews 5-28; Williams 1-7; Baker 1-3; Stamps 1-(-1); Schonert 1-(-2).
New Orleans—Hilliard 15-51, 1 TD; Jordan 4-21; Hebert 1-3.

PASSING

Atlanta—Archer 13-16-1, 207 yds, 2 TDs; Schonert 1-3-0, 3 yds.
New Orleans—Hebert 13-33-2, 115 yds.

RECEIVING

Atlanta—C. Brown 7-119, 1 TD; Allen 3-62, 1 TD; Stamps 2-17; Cox 1-9; Williams 1-3.
New Orleans—Goodlow 4-58; Martin 3-31; Jones 2-6; Hilliard 2-5; Jordan 1-9; Tice 1-6.

SAINTS 24, PACKERS 10

Sept. 14 at Superdome (46,383)

Bobby Hebert and Eric Martin teamed up to stun the Packers early. On the game's third play, Hebert got the ball to Martin deep, and Martin outran everyone into the end zone on a 72-yard touchdown. On the Saints' next possession, Hebert flipped the ball again to Martin, this time in the middle of the field, and Martin was again off to the races, tackled on the Packers seven-yard line following an 84-yard completion. Following a Morten Andersen field goal, FS Frank Watelet started what was to be a record-shattering day with an interception that led to another first-quarter touchdown. Trailing 17-0, the Packers went to the air. James Haynes stepped under a Green Bay pass and returned 17 yards for another score as the Saints led 24-3. The Saints picked off passes on the final four drives of the game to seal the victory. New Orleans intercepted seven Packers passes, a team record.

Green Bay	3	7	0-10
New Orleans	7	0	0-24

SCORING

N.O.—Martin 72 pass from Hebert (Andersen kick)
N.O.—Andersen 20 field goal
N.O.—Hilliard 3 run (Andersen kick)
N.O.—Haynes 17 interception return (Andersen kick)
G.B.—Del Greco 50 field goal
G.B.—Lofton 8 pass from Wright (Del Greco kick)

TEAM STATISTICS

	Green Bay	New Orleans
First Downs	20	13
Rushes-Yards	18-63	38-98
Passing Yards	295	200
Return Yards	26	43
Passes	28-59-7	9-14-2
QB Sacked-Yards	0-0	1-9
Punts	2-38.5	5-43.6
Fumbles-Lost	0-0	1-1
Penalties-Yards	5-30	3-30

RUSHING

Green Bay—Ellerson 9-33; Davis 5-22; Ellis 2-7; Clark 2-1.
New Orleans—Hilliard 24-59, 1 TD; Mayes 5-25; Jordan 8-16; Hebert 1-(-2).

PASSING

Green Bay—Wright 18-44-5, 195 yds, 1 TD; Ferragamo 10-15-2, 100 yds.
New Orleans—Hebert 9-14-2, 200 yds, 1 TD.

RECEIVING

Green Bay—Lofton 8-100, 1 TD; Epps 4-44; West 4-33; Stanley 3-39; Clark 3-28; Ellerson 3-27; Ellis 2-12; Ross 1-12.
New Orleans—Martin 3-164, 1 TD; Mayes 2-7; Tice 1-14; Brenner 1-7; Goodlow 1-7; Hilliard 1-1.

49ERS 26, SAINTS 17

Sept. 21 at Candlestick Park (58,297)

Starting QB Bobby Hebert was hurt on the Saints' first passing play, and Dave Wilson took over. But it was trick plays and special teams that got the Saints on the board. RB Dalton Hilliard threw a 29-yard halfback pass to Eugene Goodlow in the first half, and KR Mel Gray gave the Saints a brief 17-13 lead as he returned the second half kickoff 101 yards for a touchdown. Gray's return was the first for the Saints since 1977. But the 49ers came pounding back with a ball-control passing game. The Saints could manage only three first downs in the second half as San Francisco controlled the ball and deflated the clock. Rookie tackle Jim Dombrowski sustained the same injury (a broken foot) later in the game as Hebert suffered in the first quarter, and was lost for the season.

New Orleans	3	7	0-17
San Francisco	10	3	7-26

SCORING

S.F.—Wersching 30 field goal
S.F.—Clark 4 pass from Kemp (Wersching kick)
N.O.—Andersen 44 field goal
N.O.—Goodlow 29 pass from Hilliard (Andersen kick)
S.F.—Wersching 40 field goal
N.O.—Gray 101 kickoff return (Andersen kick)
S.F.—Harmon 5 run (Wersching kick)
S.F.—Wersching 28 field goal
S.F.—Wersching 32 field goal

TEAM STATISTICS

	New Orleans	San Francisco
First Downs	10	30
Rushes-Yards	17-119	42-136
Passing Yards	110	325
Return Yards	246	53
Passes	10-21-0	29-44-1
QB Sacked-Yards	4-44	1-7
Punts	5-44.4	3-47.3
Fumbles-Lost	1-1	0-0
Penalties-Yards	9-71	3-20

RUSHING

New Orleans—Mayes 7-64; Hilliard 7-44; Edwards 1-6; Jordan 2-5.
San Francisco—Harmon 13-43, 1 TD; Craig 19-42; Cherry 3-17; Kemp 4-15; Rice 1-15; Rathman 2-4.

PASSING

New Orleans—D. Wilson 9-20-0, 125 yds; Hilliard 1-1-0, 29 yds, 1 TD; Hebert, 0-0, 0.
San Francisco—Kemp 29-44-1, 332 yds, 1 TD.

RECEIVING

New Orleans—Goodlow 2-51, 1 TD; Brenner 2-45; Jordan 2-24; Martin 2-19; Edwards 1-10; Williams 1-5.
San Francisco—Rice 7-120; Clark 7-100, 1 TD; Craig 7-29; Wilson 3-30; Harmon 3-25; Francis 2-28.

GIANTS 20, SAINTS 17

Sept. 28 at Giants Stadium (72,769)

The Saints jumped on the Giants early, scoring on Dave Wilson's 63-yard pass to Eric Martin on the third play of the game. Following a Dave Wamyer interception, Dalton Hilliard gave New Orleans a 14-0 lead with a one-yard run. Morten Andersen's field goal in the second quarter extended the lead to 17-0. But the Giants came storming back, and by halftime the lead was cut to 17-10. The second-half blues returned for the Saints, who could manage but a single first down after intermission. A Saints fumble deep in Giants territory ended the only scoring drive of the second half, and started New York toward the winning score. Seven plays later, it was 20-17, Giants. Following a Saints punt, New York took the remaining seven minutes off the clock on a ball-control drive. New Orleans had the ball only 21 minutes in the game.

New Orleans	14	3	0	0-17
New York	0	10	3	7-20

SCORING

N.O.—Martin 63 pass from D. Wilson (Andersen kick)
N.O.—Hilliard 1 run (Andersen kick)
N.O.—Andersen 27 field goal
N.Y.—Allegre 29 field goal
N.Y.—Bavaro 19 pass from Simms (Allegre kick)
N.Y.—Allegre 28 field goal
N.Y.—Mowatt 4 pass from Simms (Allegre kick)

TEAM STATISTICS

	New Orleans	New York
First Downs	10	26
Rushes-Yards	25-65	33-114
Passing Yards	131	274
Return Yards	77	42
Passes	12-20-0	24-41-3
QB Sacked-Yards	2-15	2-12
Punts	7-44	3-44.7
Fumbles-Lost	4-1	4-0
Penalties-Yards	8-54	11-94

RUSHING

New Orleans—Mayes 10-31; Hilliard 11-27, 1 TD; Jordan 3-7; D. Wilson 1-0.
New York—Rouson 24-71; Simms 4-28; Carthon 4-12; Miller 1-3.

PASSING

New Orleans—D. Wilson 12-20-0, 146 yds, 1 TD.
New York—Simms 24-41-3, 286 yds, 2 TDs.

RECEIVING

New Orleans—Brenner 3-30; Martin 2-67, 1 TD; Jones 2-23; Mayes 2-12; Jordan 2-10; Hilliard 1-4.
New York—Bavaro 7-110, 1 TD; Robinson 4-66; Mowatt 4-48, 1 TD; Rouson 3-13; Johnson 2-16; Carthon 2-13; Miller 1-19; Galbreath 1-7.

REDSKINS 14, SAINTS 6

October 5 at Superdome (57,378)

Rueben Mayes got his first start, and played well, gaining 80 yards and averaging over six yards per carry. Morten Andersen got the Saints to within 7-6 midway through the second quarter with his 20th consecutive successful field goal, a 45-yarder. But Washington retaliated with a 14-play drive to a touchdown. Neither team could manage a score in the second half, but Andersen snapped his challenge toward the NFL record of consecutive field goals with a miss at the 51-yard range. DB Johnnie Poe had a big defensive day, with ten total tackles, the team's only sack, and only interception of the game. With a 1-4 record after five games, the Saints had played the opposition tough, but had fallen short yet again.

Washington7	7	0	0-14
New Orleans3	3	0	0-6

SCORING

Wash.—Rogers 4 run (Moseley kick)
N.O.—Andersen 34 field goal
N.O.—Andersen 45 field goal
Wash.—Monk 2 pass from Schroeder (Moseley kick)

TEAM STATISTICS

	Washington	New Orleans
First Downs22	18
Rushes-Yards38-130	22-108
Passing Yards169	129
Return Yards50	59
Passes14-27-0	16-30-1
QB Sacked-Yards1-1	3-30
Punts4-47.3	4-45.6
Fumbles-Lost2-0	1-0
Penalties-Yards6-60	7-47

RUSHING

Washington—Rogers 31-110, 1 TD; Griffin 2-20; Schroeder 4-3; Monk 1-(-3).
New Orleans—Mayes 13-80; Jordan 6-19; Gray 1-6; Hilliard 1-3; D. Wilson 1-0.

PASSING

Washington—Schroeder 14-27-0, 170 yds, 1 TD.
New Orleans—D. Wilson 16-30-1, 159 yds.

RECEIVING

Washington—Monk 7-80, 1 TD; Clark 5-77; Griffin 1-7; Warren 1-6.
New Orleans—Jones 5-83; Tice 4-26; Goodlow 3-31; Mayes 3-7; Martin 1-12.

SAINTS 17, COLTS 14

October 12 at Hoosier Dome (53,512)

Rueben Mayes rushed for over 100 yards for the first time in his career as he gained 108 yards on the day. After a scoreless first quarter, the Saints scored ten points before half time while holding the Colts scoreless. DE James Geathers set up the next Saints touchdown when he caused a fumble on a sack. DE Frank Warren recovered, and Buford Jordan carried over the goal line two plays later for a 17-0 lead. The Colts caught fire on the following drive, and scored on their next two possessions to draw within 17-14. Defense again saved the game. With less than two minutes remaining in the game, the Colts drove to the New Orleans 16-yard line. But LB James Haynes forced a fumble on a pass completion that CB Johnnie Poe recovered, snuffing out Indianapolis' final scoring opportunity of the day. The win broke the Saints' three-game losing skid. The game was costly, though. G Ralph Williams was lost for the remainder of the season with ligament damage in his knee.

New Orleans0	10	7	0-17
Indianapolis0	0	7	7-14

SCORING

N.O.—Jones 18 pass from D. Wilson (Andersen kick)
N.O.—Andersen 46 field goal
N.O.—Jordan 9 run (Andersen kick)
Ind.—Bouza 24 pass from Trudeau (Biasucci kick)
Ind.—Bouza 16 pass from Trudeau (Biasucci kick)

TEAM STATISTICS

	New Orleans	Indianapolis
First Downs19	22
Rushes-Yards34-161	26-95
Passing Yards144	287
Return Yards154	62
Passes12-28-3	24-44-1
QB Sacked-Yards0-0	3-28
Punts5-42.2	4-54.5
Fumbles-Lost0-0	5-3
Penalties-Yards12-80	9-68

RUSHING

New Orleans—Mayes 22-108; Hilliard 7-27; Jordan 3-13, 1 TD; Gray 1-11; D. Wilson 1-2.
Indianapolis—Bentley 10-44; McMillan 11-36; Gill 4-15; Trudeau 1-0.

PASSING

New Orleans—D. Wilson 11-26-3, 131 yds, 1 TD; Wattelet 1-0-0, 13 yds; Hilliard 0-1-0, 0.
Indianapolis—Trudeau 24-44-1, 315 yds, 2 TDs.

RECEIVING

New Orleans—Jones 4-55, 1 TD; Goodlow 2-32; Mayes 2-2; Martin 1-22; Waymer 1-13; Hilliard 1-12; Tice 1-8.
Indianapolis—Bentley 7-99; Bouza 7-97, 2 TDs; Brooks 3-71; Beach 2-18; Boyer 2-18; McMillan 2-15; Wonsley 1-0.

SAINTS 38, BUCCANEERS 7

October 19 at Superdome (43,355)

For the first time in 1986, the offense moved up and down the field, and the Saints had the first 24 points of the contest. Rueben Mayes again had a big rushing day, plowing for 172 yards and two TDs in just under three quarters of play. When Tampa Bay got on the scoreboard in the fourth quarter, the Saints answered with a pair of late TDs of their own. CB Johnnie Poe set up the game's final score with an interception, and RB Dalton Hilliard scored his second TD of the game six plays later. New Orleans rolled to 450 total yards in the game, and held Tampa Bay to just 220 in total offense. The 31-point margin of victory was a tie for the largest in Saints history, equal to the 37-6 Saints win over Atlanta in 1979. For the second consecutive week, Saints QBs were not sacked. And for the first time in 1986, the Saints offense had the ball longer than the opponents, controlling the ball over 35 minutes of the game.

Tampa Bay0	0	0	7-7
New Orleans10	7	7	14-38

SCORING

N.O.—Mayes 9 run (Andersen kick)
N.O.—Andersen 31 field goal
N.O.—Mayes 1 run (Andersen kick)
N.O.—Hilliard 1 run (Andersen kick)
T.B.—DeBerg 1 run (Igwebuikwe kick)
N.O.—Martin 21 pass from D. Wilson (Andersen kick)
N.O.—Hilliard 7 run (Andersen kick)

TEAM STATISTICS

	Tampa Bay	New Orleans
First Downs16	28
Rushes-Yards22-60	50-265
Passing Yards160	185
Return Yards32	41
Passes15-26-2	14-23-1
QB Sacked-Yards5-37	0-0
Punts4-41.3	2-40
Fumbles-Lost3-3	2-1
Penalties-Yards6-54	9-115

RUSHING

Tampa Bay—Wilder 14-37; Young 2-12; Wonsley 5-10; DeBerg 1-1.
New Orleans—Mayes 24-172, 2 TDs; Hilliard 17-58, 2 TDs; Jordan 6-17; D. Wilson 1-14; Gray 2-4.

PASSING

Tampa Bay—Young 11-15-0, 143 yds; DeBerg 4-11-2, 54 yds.
New Orleans—D. Wilson 14-23-1, 185 yds, 1 TD.

RECEIVING

Tampa Bay—Carter 4-78; Giles 4-41; House 2-31; Magee 2-13; Harris 1-20; Wonsley 1-10; Wilder 1-4.
New Orleans—Tice 4-22; Brenner 3-60; Goodlow 2-39; Martin 2-34, 1 TD; Jones 2-28; Hilliard 1-2.

JETS 28, SAINTS 23

Oct. 26 at Giants Stadium (44,246)

A sack and fumble recovery by James Geathers on the first possession of the game led to an Andersen field goal. On the Jets' second drive, another fumble netted three Saints points. But back came the Jets, with three TD passes to WR Al Toon, one a 62-yard pass and run with just 19 seconds left in the first half. Trailing 28-6 in the fourth quarter, the Saints took a run at the lead. Dave Wilson took the air to hit TE John Tice twice for TD passes to cut the lead to 28-20 with over seven minutes to play. Morten Andersen's third field goal made it 28-23 at the two-minute warning. The Saints got the ball back with 1:45 to play, but WR Eric Martin was hit and fumbled the ball away on a long pass play deep into Jets territory to end the threat. RB Rueben Mayes suffered an injured foot early in the game and ran the ball only four times. The Saints outgained the Jets in total offense, 304-281.

New Orleans6	0	0	17-23
New York7	14	7	0-28

SCORING

N.O.—Andersen 26 field goal
N.O.—Andersen 53 field goal
N.Y.—Toon 16 pass from O'Brien (Leahy kick)
N.Y.—McNeil 1 run (Leahy kick)
N.Y.—Toon 62 pass from O'Brien (Leahy kick)
N.Y.—Toon 6 pass from O'Brien (Leahy kick)
N.O.—Tice 1 pass from D. Wilson (Andersen kick)
N.O.—Tice 29 pass from D. Wilson (Andersen kick)
N.O.—Andersen 28 field goal

TEAM STATISTICS

	New Orleans	New York
First Downs22	20
Rushes-Yards26-61	34-55
Passing Yards243	226
Return Yards69	79
Passes22-37-2	2-32-0
QB Sacked-Yards0-0	4-32
Punts4-45.8	7-37.7
Fumbles-Lost4-3	7-2
Penalties-Yards8-50	11-87

RUSHING

New Orleans—Hilliard 18-58; Jordan 3-3; Gray 1-2; Mayes 4-(-2).
New York—McNeil 17-28, 1 TD; Hector 9-22; Paige 3-6; O'Brien 5-(-1).

PASSING

New Orleans—D. Wilson 22-37-2, 243 yds, 2 TDs.
New York—O'Brien 20-32-0, 258 yds, 3 TDs.

RECEIVING

New Orleans—Tice 8-81, 2 TDs; Jones 6-44; Hilliard 3-27; Martin 2-45; Brenner 2-43; Jordan 1-3.
New York—Toon 6-101, 3 TDs; Shuler 5-43; Walker 4-64; McNeil 3-26; Hector 2-6; Paige 0-18 (lateral).

SAINTS 23, 49ERS 10

Nov. 2 at Superdome (53,234)

Rueben Mayes, returning after carrying the ball only four times in the previous game, crossed the goal line on the Saints' first two possessions. After a field-reversing 27-yard Mayes scamper for the second touchdown, the 49ers retaliated with a Wersching field goal. Offensively, the Saints went cold in the second quarter, picking up only one first down in the period as San Francisco closed to 14-10 on a short TD pass. But the tough Saints defense shut out the 49ers the rest of the way, and three Morten Andersen field goals extended the lead to 23-10. San Francisco had a chance to get on the board early in the second half, but DE Jim Wilks and CB Johnnie Poe teamed to block a 33-yard field goal. Mayes got back in the act with 128 yards rushing, and caught two passes for 14 yards. The Saints defense limited the 49ers rushing attack to only 52 yards. The leading San Francisco rusher had only 18 yards. New Orleans' record climbed to 4-5, with wins in three of its last four games.

San Francisco3	7	0	0-10
New Orleans14	0	3	6-23

SCORING

N.O.—Mayes 4 run (Andersen kick)
N.O.—Mayes 27 run (Andersen kick)
S.F.—Wersching 50 field goal
S.F.—Frank 3 pass from Moroski (Wersching kick)
N.O.—Andersen 45 field goal
N.O.—Andersen 50 field goal
N.O.—Andersen 23 field goal

TEAM STATISTICS

	San Francisco	New Orleans
First Downs18	14
Rushes-Yards20-52	38-154
Passing Yards297	137
Return Yards60	108
Passes23-40-2	12-17-1
QB Sacked-Yards4-35	3-28
Punts5-48.2	7-43.7
Fumbles-Lost4-2	1-0
Penalties-Yards7-55	8-49

RUSHING

San Francisco—Tyler 3-18; Craig 6-9; Cribbs 7-9; Moroski 2-8; Rathman 1-6; Rice 1-2.
New Orleans—Mayes 28-128; 2 TDs; Jordan 5-16; Hilliard 4-12; D. Wilson 1-2.

PASSING

San Francisco—Moroski 23-40-2, 332 yds, 1 TD.
New Orleans—D. Wilson 12-16-1, 165 yds; Hilliard 0-1-0, 0.

RECEIVING

San Francisco—Cribbs 4-87; Rice 4-44; Craig 3-25; Frank 3-23, 1 TD; Francis 2-62; Clark 2-36; Rathman 2-26; Crawford 2-15; M. Wilson 1-14.

SAINTS 6, RAMS 0

Nov. 9 at Superdome (62,352)

Despite the low score, big plays were plentiful in this electrifying game. New Orleans' first two possessions ended in turnovers, an interception and a fumbled punt. But a Rams field goal hit the upright following the second turnover. New Orleans could manage only three first downs in the first half, five for the Rams. Early in the second quarter, a productive Los Angeles drive was cut short as LB Alvin Toles recovered an Eric Dickerson fumble on the Saints 17-yard line. Two possessions later, Saints QB Dave Wilson hit WR Eric Martin with a quick pass at midfield that Martin carried deep in Rams territory. But Martin fumbled at the Rams two-yard line to thwart the scoring drive. In the third quarter, the Saints drove 71 yards in 16 plays to Morten Andersen's first field goal, consuming almost eleven minutes. On the next possession, LB James Haynes recovered another Dickerson fumble that led to Andersen's second field goal. CB Dave Waymer finished the final serious Rams threat when he picked off a pass at the New Orleans nine-yard line. The Rams' Dickerson gained only 57 yards in the game, and was held to eight yards on five carries in the second half. Los Angeles gained only 172 total yards in the contest. The shutout was only the fifth in Saints history. With the win, the Saints evened their 1986 record to 5-5, and climbed back in the race for a playoff spot.

Los Angeles0	0	0	0-0
New Orleans0	0	3	3-6

SCORING

N.O.—Andersen 20 field goal
N.O.—Andersen 22 field goal

TEAM STATISTICS

	Los Angeles	New Orleans
First Downs10	9
Rushes-Yards28-53	33-102
Passing Yards119	134
Return Yards55	63
Passes16-34-1	9-20-3
QB Sacked-Yards3-15	0-0
Punts7-41.9	7-43.3
Fumbles-Lost4-3	3-2
Penalties-Yards5-36	4-26

RUSHING

Los Angeles—Dickerson 21-57; Redden 5-8; White 1-3; Ellard 1-(-15).
New Orleans—Mayes 24-73; Jordan 8-27; D. Wilson 1-2.

PASSING

Los Angeles—Dils 16-34-1, 134 yds.
New Orleans—D. Wilson 9-20-3, 134 yds.

RECEIVING

Los Angeles—Dickerson 5-12; Redden 4-28; Ellard 2-35; Guman 2-12; House 1-19; Hill 1-15; Young 1-13.
New Orleans—Martin 4-76; Jones 2-30; Mayes 1-15; Goodlow 1-8; Harris 1-5.

SAINTS 16, CARDINALS 7

Nov. 16 at Busch Stadium (32,069)

After an uneventful first quarter, the Saints got rolling in the second period to a ten-point lead on consecutive possessions. Dave Wilson found Mike Jones for a TD and a 7-0 advantage, and Morten Andersen closed the first half with a 47-yard field goal with nine seconds remaining. The Cardinals responded with an 86-yard, 17-play drive to a touchdown to cut the Saints lead to three points. Early in the fourth quarter, FS Frank Wattelet ended a Cardinals threat with an interception that Andersen capped with a 28-yard field goal. Andersen got his third field goal of the day on the following possession, which consumed almost six minutes of the game clock. SS Antonio Gibson ended the game at the Saints goalline with the third New Orleans interception. The win pushed the Saints' record to 6-5, the first time New Orleans had been above .500 since the fifth game of the 1985 season.

New Orleans0	10	0	6-16
St. Louis0	0	7	0-7

SCORING

N.O.—Jones 10 pass from D. Wilson (Andersen kick)
N.O.—Andersen 47 field goal
Stl.—Mitchell 1 run (Lee kick)
N.O.—Andersen 28 field goal
N.O.—Andersen 30 field goal

TEAM STATISTICS

	New Orleans	St. Louis
First Downs15	21
Rushes-Yards36-182	29-114
Passing Yards76	168
Return Yards80	85
Passes7-16-0	19-35-3
QB Sacked-Yards3-28	3-18
Punts5-39.2	6-37.2
Fumbles-Lost1-0	0-0
Penalties-Yards11-80	10-73

RUSHING

New Orleans—Mayes 25-131; Hilliard 7-40; Jordan 3-13; D. Wilson 1-(-2).
St. Louis—Mitchell 20-83, 1 TD; Stoudt 3-19; Ferrell 5-11; Green 1-1.

PASSING

New Orleans—D. Wilson 7-16-0, 104 yds, 1 TD.
St. Louis—Stoudt 19-35-3, 186 yds.

RECEIVING

New Orleans—Jones 3-36, 1 TD; Gray 2-45; Martin 1-17; Edwards 1-6.
St. Louis—Smith 8-106; Mitchell 3-27; Ferrell 3-6; Johnson 2-15; Marsh 1-20; Sikahema 1-10; Novacek 1-2.

RAMS 26, SAINTS 13

Nov. 23 at Anaheim Stadium (58,600)

It had been eight quarters since the Rams had scored a touchdown on the Saints, and Los Angeles broke that streak on the first series of the game. Later in the first quarter, Dave Wilson was kept out of the end zone on fourth down and inches to protect the Rams' 7-0 lead. On the Saints' next drive, though, Morten Andersen hit a field goal to shrink the Los Angeles lead. Following a Rams field goal, Dave Wilson took the Saints down the field with under four minutes remaining. New Orleans got eight first downs in the drive before running out of time on the Los Angeles one-yard line and settling for another Andersen field goal. The third quarter proved to be the killer. Saints turnovers on the first three possessions of the half translated into 13 Rams points and an insurmountable lead. In all, New Orleans turned the ball over five times, four on interceptions. The loss dropped the Saints' record to the .500 mark.

New Orleans0	6	0	7-13
Los Angeles7	3	13	3-26

SCORING

L.A.—Dickerson 4 run (Lansford kick)
N.O.—Andersen 33 field goal
L.A.—Lansford 32 field goal
N.O.—Andersen 18 field goal
L.A.—Everett 4 run (Lansford kick)
L.A.—Lansford 47 field goal
L.A.—Lansford 29 field goal
L.A.—Lansford 44 field goal
N.O.—Martin 7 pass from D. Wilson (Andersen kick)

TEAM STATISTICS

	New Orleans	Los Angeles
First Downs23	18
Rushes-Yards25-89	47-189
Passing Yards223	50
Return Yards14	80
Passes24-43-4	7-20-2
QB Sacked-Yards2-13	1-6
Punts5-46.8	6-37
Fumbles-Lost2-1	1-0
Penalties-Yards8-86	9-41

RUSHING

New Orleans—Mayes 20-71; Hilliard 2-12; Jordan 2-6; D. Wilson 1-0.
Los Angeles—Dickerson 27-116, 1 TD; White 6-34; Redden 10-26; Everett 4-13, 1 TD.

PASSING

New Orleans—D. Wilson 24-43-4, 236 yds, 1 TD.
Los Angeles—Everett 7-20-2, 56 yds;

RECEIVING

New Orleans—Martin 7-67, 1 TD; Jones 6-70; Hilliard 4-21; Harris 2-29; Brenner 2-17; Tice 2-17; Edwards 1-15.
Los Angeles—Ellard 3-34; Dickerson 2-8; Hill 1-8; Brown 1-6.

PATRIOTS 21, SAINTS 20

Nov. 30 at Superdome (58,259)

New Orleans had all the statistics: ball control, 35 minutes to 25; first downs, 25 to 14; total net yards, 425 to 231; rushing yards 178 to 2; offensive plays 79 to 61. But two crucial plays late in the game swung the scoreboard to the Patriots. Trailing 13-7 in the fourth quarter, the Patriots broke through to block a Saints punt. Mossi Tatupu picked up the ball and ran it into the end zone for a New England lead. On the following Saints offensive play, New England picked up a Saints fumble. But K Tony Franklin couldn't connect on a 49-yard field goal. Two plays later, the Saints' seventh fumble of the game was picked up and run in by the Patriots. A late Saints touchdown made the score 21-0, but New England recovered the ensuing onside kick and ran out the clock. New Orleans set a defensive record by not allowing a single first down rushing. The Patriots gained only two yards on 18 running plays. The disappointing loss killed the Saints' slim playoff chances.

New England0	0	7	14-21
New Orleans0	0	10	10-20

SCORING

N.O.—Andersen 28 field goal
N.E.—Starring 24 pass from Eason (Franklin kick)
N.O.—Mayes 5 run (Andersen kick)
N.O.—Andersen 38 field goal
N.E.—Tatupu 17 blocked punt return (Franklin kick)
N.E.—B. Williams 21 fumble return (Franklin kick)
N.O.—Goodlow 10 pass from D. Wilson (Andersen kick)

TEAM STATISTICS

	New England	New Orleans
First Downs14	25
Rushes-Yards18-2	42-178
Passing Yards229	247
Return Yards-2	81
Passes22-38-1	20-33-0
QB Sacked-Yards5-42	4-25
Punts8-44.6	6-37
Fumbles-Lost2-1	7-5
Penalties-Yards3-15	5-45

RUSHING

New England—C. James 3-5; Collins 9-4; Tatupu 2-0; Eason 4-(-7).
New Orleans—Mayes 33-157, 1 TD; Jordan 5-16; Hilliard 3-7; D. Wilson 1-(-2).

PASSING

New England—Eason 22-38-1, 271 yds, 1 TD.
New Orleans—D. Wilson 20-33-0, 272 yds, 1 TD.

RECEIVING

New England—Baty 6-76; Collins 6-38; Starring 3-55, 1 TD; Morgan 3-15; Tatupu 2-19; D. Williams 1-26; Jones 1-6.
New Orleans—Tice 6-44; Goodlow 3-43, 1 TD; Jones 2-50; Brenner 2-40; Edwards 2-25; Mayes 2-25; Martin 1-19; Hilliard 1-17; Jordan 1-9.

DOLPHINS 31, SAINTS 27

Dec. 7 at Superdome (64,761)

For the second consecutive week, the Saints broke team records but came up short on the scoreboard. Miami got all of its points in the first half, and led 31-10 at halftime. The Saints had chances, but mistakes ended all but two. Trailing 24-10 in the second quarter, WR Herbert Harris fumbled at the Miami two-yard line to kill a drive. With just over a minute to play in the half, an interception led to a last-second Dolphins drive to a touchdown. Miami gained 288 yards and 22 first downs in the first half, but could manage only 66 yards and three first downs in the second half. Meanwhile, the Saints gained 326 yards after intermission. Trailing 31-27 late in the game, the winning Saints TD was nullified by a penalty. Rueben Mayes rushed for 203 yards. The Saints gained a team-record 526 total yards.

Miami14	17	0	0-31
New Orleans7	3	10	7-27

SCORING

Mia.—Hampton 4 run (Reveiz kick)
N.O.—Mayes 20 run (Andersen kick)
Mia.—Johnson 13 pass from Marino (Reveiz kick)
Mia.—Hardy 4 pass from Marino (Reveiz kick)
N.O.—Andersen 27 field goal
Mia.—Reveiz 43 field goal
Mia.—Nathan 23 pass from Marino (Reveiz kick)
N.O.—Mayes 34 run (Andersen kick)
N.O.—Andersen 29 field goal
N.O.—Tice 3 pass from D. Wilson (Andersen kick)

TEAM STATISTICS

	Miami	New Orleans
First Downs25	26
Rushes-Yards25-111	36-257
Passing Yards241	269
Return Yards29	15
Passes27-41-0	19-34-1
QB Sacked-Yards0-0	1-7
Punts4-50	1-44
Fumbles-Lost0-0	1-1
Penalties-Yards1-5	5-44

RUSHING

Miami—Hampton 17-88, 1 TD; Bennett 4-20; Davenport 1-4; Nathan 1-4; Marino 2-(-5).
New Orleans—Mayes 28-203, 2 TDs; Jordan 3-19; Del Rio 1-16; Hilliard 2-10; Gray 1-6; W. Wilson 1-3.

PASSING

Miami—Marino 27-41-0, 241 yds, 3 TDs.
New Orleans—D. Wilson 19-34-1, 276 yds, 1 TD.

RECEIVING

Miami—Hampton 7-64; Nathan 6-57, 1 TD; Clayton 4-47; Hardy 4-27, 1 TD; Moore 3-15; Duper 2-18; Johnson 1-13, 1 TD.
New Orleans—Jones 6-119; Tice 5-68, 1 TD; Harris 3-45; Mayes 2-22; Martin 1-20; Jordan 1-5; W. Wilson 1-(-3).

SAINTS 14, FALCONS 9

Dec. 14 at Atlanta-Fulton County Stadium (39,994)

In a rematch radically different from the first game in New Orleans, the Falcons could manage only three first downs and 38 total yards in the first half as the Saints clung to a 7-0 lead. But Atlanta came back with its offense in the second half. A short punt set the Falcons up at the Saints' 35-yard line. Five plays later they scored, but the extra point was missed. On the next Atlanta possession, LB Rickey Jackson forced a fumble on a sack and DE Frank Warren recovered on the New Orleans 14-yard line. Leading 7-6, the Saints had to punt again. This time, Atlanta tallied a field goal to take the lead for the first time in the contest. Dave Wilson got the Saints in gear on the next possession, taking the team 75 yards and scoring on a naked bootleg to regain the advantage, 14-9 with only two minutes left. With time running out and Atlanta at the New Orleans five-yard line, Rickey Jackson charged through the line for his fourth sack of the day. Time ran out before the Falcons could run another play. The win enabled the Saints to stay in the hunt for a .500 season.

New Orleans7	0	0	7-14
Atlanta0	0	6	3-9

SCORING

N.O.—Martin 7 pass from D. Wilson (Andersen kick)
Atl.—Whisenhunt 3 pass from Schonert (kick failed)
Atl.—Haji-Sheikh 43 field goal
N.O.—D. Wilson 6 run (Andersen kick)

TEAM STATISTICS

	New Orleans	Atlanta
First Downs14	18
Rushes-Yards38-80	21-62
Passing Yards161	185
Return Yards25	29
Passes13-23-1	24-36-2
QB Sacked-Yards1-9	6-53
Punts7-34	6-42
Fumbles-Lost1-0	1-1
Penalties-Yards6-41	6-35

RUSHING

New Orleans—Mayes 27-51; Hilliard 1-12; Jordan 4-8; D. Wilson 4-7, 1 TD; W. Wilson 1-2; Hansen 1-0.

Atlanta—Riggs 13-50; Matthews 1-12; Andrews 2-5; B. Johnson 2-5; Dixon 2-(-5); Schonert 1-(-5).

PASSING

New Orleans—D. Wilson 13-23-1, 170 yds, 1 TD.
Atlanta—Schonert 24-36-2, 238 yds, 1 TD.

RECEIVING

New Orleans—Martin 4-55, 1 TD; Edwards 3-52; Jones 3-32; Brenner 1-18; Tice 1-9; Jordan 1-4.
Atlanta—K. Williams 6-75; Dixon 5-46; Cox 5-41; C. Brown 2-34; Bailey 2-18; Riggs 2-12; Andrews 1-9; Whisenhunt 1-3, 1 TD.

VIKINGS 33, SAINTS 17

Dec. 21 at Metrodome (51,209)

The bottom dropped out from the first play. Dave Wilson fumbled the opening snap, recovered by Minnesota. Seven plays later, the Saints were behind for good. Next series, on the first play, Wilson was hit after he threw, spraining ligaments in his knee. He did not return. New Orleans could manage only four first downs in the opening half, all in the second quarter as they trailed 30-3 at halftime. Both Saints TDs came in the fourth quarter. Bobby Hebert, playing for Dave Wilson at quarterback, had four passes intercepted. And despite having seven quarterback sacks, the Saints defense was riddled for 317 passing yards and three touchdowns. The loss dropped the Saints into fourth place in the NFC West, ending the season with a 7-9 record.

New Orleans0	3	0	14-17
Minnesota9	21	0	3-33

SCORING

Minn.—Jordan 1 pass from Wilson (kick failed)
Minn.—C. Nelson 46 field goal
Minn.—D. Nelson 18 pass from Wilson
N.O.—Andersen 39 field goal
Minn.—Brown 1 run (C. Nelson kick)
Minn.—Jordan 14 pass from Wilson (C. Nelson kick)
N.O.—Jones 10 pass from Hebert (Andersen kick)
Minn.—C. Nelson 50 field goal
N.O.—Mayes 1 run (Andersen kick)

TEAM STATISTICS

	New Orleans	Minnesota
First Downs16	23
Rushes-Yards25-80	30-78
Passing Yards187	317
Return Yards182	7-44
Passes20-33-4	24-39-0
QB Sacked-Yards1-3	7-44
Punts5-38.4	6-34.5
Fumbles-Lost4-2	2-1
Penalties-Yards2-14	5-35

RUSHING

New Orleans—Mayes 16-61, 1 TD; Hebert 3-13; Hilliard 2-5; Jordan 3-1; D. Wilson 1-0.
Minnesota—D. Nelson 11-36; Anderson 9-17; Brown 7-14, 1 TD; Rice 3-11.

PASSING

New Orleans—Hebert 19-32-4, 183 yds, 1 TD;
D. Wilson 1-1-0, 7 yds.
Minnesota—W. Wilson 24-39-0, 361 yds, 3 TDs.

RECEIVING

New Orleans—Harris 4-51; M. Jones 4-42, 1 TD; Brenner 2-26; Edwards 2-24; Tice 2-23; Hilliard 2-14; Martin 1-9; Goodlow 1-8; Hebert 1-1; Mayes 1-(-8).
Minnesota—Jordan 7-85, 2 TDs; D. Nelson 6-75, 1 TD; Jones 5-100; Carter 3-45; Lewis 2-49; Mullarkey 1-7.

Saints 1986 Statistics (7-9)

Sept. 7	L	10-31	Atlanta	67,950
Sept. 14	W	24-10	Green Bay	56,383
Sept. 21	L	17-26	at San Francisco	58,297
Sept. 28	L	17-20	at N.Y. Giants	72,765
Oct. 5	L	6-14	Washington	57,317
Oct. 12	W	17-14	at Indianapolis	53,512
Oct. 19	W	38-7	Tampa Bay	43,355
Oct. 26	L	23-28	at N.Y. Jets	44,246
Nov. 2	W	23-10	San Francisco	53,234
Nov. 9	W	6-0	Rams	62,352
Nov. 16	W	16-7	at St. Louis	32,069
Nov. 23	L	13-26	at Rams	58,600
Nov. 30	L	20-21	New England	58,259
Dec. 7	L	27-31	Miami	64,761
Dec. 14	W	14-9	at Atlanta	39,994
Dec. 21	L	17-33	at Minnesota	51,209

FIELD GOALS

	1-19	20-29	30-39	40-49	50+
Andersen	1-1	11-11	6-7	6-6	2-5
Opponents	0-0	4-5	4-6	6-10	3-6

SCORE BY PERIODS

	1	2	3	4	OT	Total
SAINTS	81	62	47	98	0	288
OPPONENTS	64	92	71	60	0	287

SCORING

	TDR	TDP	TDR	PAT	FG	\$	TP
Andersen				30-30	26-30		108
Mayes							48
Hilliard							30
Martin			5				30
Jones			3				18
Tice			3				18
Goodlow			2				12
Gray				1			6
Haynes				1			6
Jordan			1				6
D. Wilson			1				6
SAINTS	15	13		2	30-30	26-30	288
OPP	11	21		2	32-34	17-27	287

SAINTS

TOTAL FIRST DOWNS	275
Rushing	109
Passing	137
Penalty	29
3rd Down: Made-Att	59-197
4th Down: Made-Att	7-13
TOTAL NET YARDS	4742
Avg. Per Game	296.4
Total Plays	957
Avg. Per Play	5.0
NET YARDS RUSHING	2074
Avg. Per Game	129.6
Total Rushes	505
NET YARDS PASSING	2668
Avg. Per Game	166.8
Tackled-Yards Lost	27-225
Gross Yards	2893
Att.-Completions	425-232
Completion Pct.	54.6
Had Intercepted	25
PUNTS-AVERAGE	82-42.1
NET PUNTING AVG.	36.6
PENALTIES-YARDS	109-855
FUMBLES-BALL LOST	33-18
TOUCHDOWNS	30
Rushing	15
Passing	13
Returns	2

PASSING	Att.	Comp.	Yards	Pct.	Avg./Att.	TD	%TD	Int.	%Int.	LG	Sack/Lost	Rating
D. Wilson	342	189	2353	.553	6.88	10	2.9	17	5.0	63t	22-191	65.8
Hebert	79	41	498	.519	6.30	2	2.5	8	10.1	84	5-34	40.5
Hilliard	3	1	29	.333	13.00	1	33.3	0	0.0	29t	0-0	109.7
Wattelet	1	1	14	1.000	14.00	0	0.0	0	0.0	14	0-0	118.8
SAINTS	425	232	2893	.546	6.81	13	3.1	25	5.9	84	27-225	61.6
OPP	575	331	3886	.575	6.75	21	3.6	26	4.5	62t	47-343	71.4

RUSHING

	No.	Yds.	Avg.	LG	TD
Mayes	286	1353	4.7	50	8
Hilliard	121	425	3.5	36	5
Jordan	68	207	3.0	10	1
Gray	6	29	4.8	11	0
D. Wilson	14	19	1.4	14	1
W. Wilson	2	5	2.5	3	0
Del Rio	1	16	16.0	16	0
Hebert	5	14	2.8	7	0
Edwards	1	6	6.0	6	0
Hansen	1	0	0.0	0	0
SAINTS	505	2074	4.1	50	15
OPPONENTS	486	1559	3.2	27	11

RECEIVING

	No.	Yds.	Avg.	LG	TD
Jones	48	625	13.0	45	3
Martin	37	675	18.2	84	5
Tice	37	330	8.9	29t	3
Goodlow	20	306	15.3	29t	2
Brenner	18	286	15.9	34	0
Hilliard	17	107	6.3	17	0
Mayes	17	96	5.6	18	0
Harris	11	148	13.5	27	0
Jordan	11	127	11.5	37	0
Edwards	10	132	13.2	24	0
Gray	2	45	22.5	38	0
Waymer	1	13	13.0	13	0
J. Williams	1	5	5.0	5	0
Hebert	1	1	1.0	1	0
W. Wilson	1	-3	-3.0	-3	0
SAINTS	232	2893	12.5	84	13
OPPONENTS	331	3886	11.7	62t	21

INTERCEPTIONS

	No.	Yds.	Avg.	LG	TD
Waymer	9	48	5.3	17	0
Poe	4	42	10.5	30	0
Wattelet	3	34	11.3	22	0
Gibson	2	43	21.5	43	0
Maxie	2	15	7.5	15	0
Jakes	2	6	3.0	4	0
Haynes	1	17	17.0	17	1
V. Johnson	1	15	15.0	15	0
Gary	1	14	14.0	14	0
Jackson	1	1	1.0	1	0
SAINTS	26	235	9.0	43	1
OPPONENTS	25	362	14.5	46	0

INDIVIDUAL FIELD GOALS BY GAME

Andersen: (47) (20) (44) (27) (34,45,51) (30,46) (31,51) (26,53,28) (45,50,23) (20,22) (47,28,30) (33,18) (28,38) (27,50,29) (39)
Opponents: (32) (50) (30,40,28,32) (29,28) (45,29) (49,54) (54) (46) (50,33B) (37); (); (32,47,29,44) (49) (43) (43) (46,51B,50)

PUNTING

	No.	Yds.	Avg.	TB	In20	LG	Bk.
Hansen	81	3456	42.7	11	17	66	1
SAINTS	82	3456	42.1	11	17	66	1
OPP	78	3315	42.5	8	23	62	0

PUNT RETURNS

	No.	FC	Yds.	Avg.	LG	TD
Martin	24	9	227	9.5	39	0
McLemore	10	3	67	6.7	23	0
Poe	8	3	71	8.9	17	0
Edwards	3	0	2	0.7	5	0
Tullis	2	0	10	5.0	7	0
SAINTS	47	15	377	8.0	39	0
OPP	37	11	234	6.3	20	0

KICKOFF RETURNS

	No.	Yds.	Avg.	LG	TD
Gray	31	866	27.9	101t	1
Mayes	10	213	21.3	34	0
Harris	7	122	17.4	22	0
Martin	3	64	21.3	27	0
McLemore	2	39	19.5	22	0
Tullis	2	28	14.0	19	0
SAINTS	55	1332	24.2	101t	1
OPPONENTS	35	662	18.9	55	0

SACKS: Jackson 9, Geathers 9, Warren 8.5, Clark 6, Swilling 4, Elliott 3.5, Gibson 3, Haynes 2, V. Johnson 1, Poe 1, Wilks 1.

92

	1Dn	1Dn	1Dn	1Dn	3Dn	3Dn	Total	Gain/		Rushing		Passing								TD	TD	TD	PAT	PAT	FG	FG	Time			
Opp	Tot	Rush	Pass	Pen	Made	Att	Yards	Plays	Play	No	Yds	Att	Comp	Net	Sack	Yds	Int	Fum	Lost	Pen	Yds	Rush	Pass	Ret	Made	Att	Made	Att	Poss	
Atl.	13	6	6	1	4	12	176	55	3.2	20	75	33	13	101	2	14	2				4	23	1			1	1	1	1	22.02
Pack.	13	8	4	1	3	11	289	53	5.5	38	98	14	9	191	1	9	2	1	1		3	30	1	1	1	3	3	1	1	32.06
S.F.	10	3	7		2	9	229	42	5.5	17	119	21	10	110	4	44		1	1		9	71		1	1	2	2	1	1	19.1
NYG	10	3	4	3	2	11	196	47	4.2	25	65	20	12	131	2	15		4	1		8	54	1	1		2	2	1	1	21.13
Wash.	18	6	10	2	3	11	237	55	4.3	22	108	30	16	129	3	30	1	1	0		7	47					2	3	26.36	
Colts	19	8	9	2	3	13	305	62	4.9	34	161 ^{pp}	28	12	144			3				12	80	1	1		2	2	1	2	25.27
T.B.	28	15	10	3	7	11	450	73	6.2	50	265	23	14	185			1	2	1	9	115	4	1		5	5	1	2	35.29	
NYJ	22	4	11	7	5	14	304	63	4.8	26	61	37	22	243			2	4	3		8	50		2		2	2	3	3	28.09
S.F.	14	6	7	1	3	13	291	58	3	38	154	17	12	137	3	28	1	1	0		8	49	2		2	2	3	3	30.28	
Rams	9	4	5		2	13	236	53	4.5	33	102	20	9	134			3	3	2		4	26					2	2	29.31	
Stl.	15	8	4	3	5	13	258	55	4.7	36	182	16	7	76	3	28		1	0	11	80		1		1	1	3	3	29.47	
Rams	23	5	15	3	3	13	312	70	3.7	25	89	43	24	223	2	13	4	2	1		8	86		1		1	1	2	2	26.34
N.E.	25	11	13	1	6	15	425	79	5.4	42	178	33	20	247	4	25		7	5		5	45	1	1		2	2	2	2	35.27
Mia.	26	11	14	1	4	12	526	71	7.4	36	257	34	19	269	1	7	1	1	1		5	44	2	1		3	3	2	3	29.53
Atl.	14	6	8		7	16	241	62	3.9	38	80	23	13	161	1	9	1	1	0		6	41	1	1		2	2			30.45
Minn.	16	6	10		0	10	267	59	4.5	25	80	33	20	187	1	3	4	4	2		2	14	1	1		2	2	1	1	25.09
Totals	276	110	137	29	59	197	4742	957	4.95	505	2074	425	232	2668	27	225	25	33	18	109	855	15	13	2	30	30	26	30		

66

	1Dn	1Dn	1Dn	1Dn	3Dn	3Dn	Total	Gain/				Rushing				Passing								TD				TD	TD	PAT	PAT	FG	FG	Time
Opp	Tot	Rush	Pass	Pen	Made	Att	Yards	Plays	Play	No	Yds	Att	Comp	Net	Sack	Yds	Int	Fum	Lost	Pen	Yds	Rush	Pass	Ret	Made	Att	Made	Att	Poss					
Atl.	28	17	10	1	12	16	442	76	5.8	55	245	19	14	197	2	13	1	2	1	7	79	2	2	4	4	1	1	37.58						
Pack.	20	5	15		7	16	358	77	4.6	18	63	59	28	295			1			5	30		1	1	1	1	1	27.54						
S.F.	30	8	20	2	10	18	461	87	5.3	42	136	44	29	325	1	7	1			3	20	1	1	2	2	4	4	40.5						
NYG	26	9	15	2	7	14	388	76	5.1	33	114	41	24	274	2	12	3	4	0	11	94		2	2	2	2	2	38.47						
Wash.	22	11	9	2	8	14	299	66	4.5	38	130	27	14	169	1	1		2	0	6	60	1	1	2	2	0	2	33.24						
Colts	22	3	14	5	8	16	382	73	5.2	26	95	44	24	287	3	28	1	5	3	9	68		2	2	2	0	2	34.33						
T.B.	16	3	9	4	3	9	220	53	4.2	22	60	26	15	160	5	37	2	3	3	6	54	1		1	1	0	1	24.31						
NYJ	20	7	11	2	7	17	281	70	4	34	55	32	20	226	4	32		7	2	11	87	1	3	4	4	0	1	31.51						
S.F.	18	3	14	1	3	12	349	64	5.5	20	52	40	23	297	4	35	2	4	2	7	55		1	1	1	1	2	29.32						
Rams	10	2	8		6	16	172	65	2.6	28	53	34	16	119	3	15	1	4	3	5	36					0	1	30.29						
Stl.	21	8	10	3	5	14	282	67	4.2	29	114	35	19	168	3	18	3			10	73	1		1	1			30.13						
Rams	18	13	2	3	4	16	239	68	3.5	47	189	20	7	50	1	6	2	1	0	9	41	2		2	2	4	4	33.26						
N.E.	14		14		3	12	231	61	3.8	18	2	38	22	229	5	42	1	2	1	3	15		1	2	3	3	0	1	24.33					
Mia.	25	6	17	2	4	10	352	66	5.3	25	111	41	27	241					1	5	1	3		4	4	1	1	30.07						
Atl.	18	4	12	2	3	13	247	63	3.9	21	62	36	24	185	6	53	2	1	1	6	35		1	0	1	1	1	29.15						
Minn.	23	5	17	1	7	17	395	76	5.2	30	78	39	24	317	7	44		2	1	5	35	1	3	3	4	2	3	34.51						
Totals	331	104	197	30	97	230	5098	1108	4.60	486	1559	575	330	3539	47	343	26	37	17	104	787	11	21	2	32	34	17	27						

SAINTS 1987 OPPONENTS

(All Times Local)

ATLANTA FALCONS

National Football Conference Western Division

September 27 at Superdome, Noon

November 1 at Atlanta-Fulton County Stadium, Noon

Suwanee Road at I-85, Suwanee, Georgia 30174

President: Rankin M. Smith, Jr.

Head Coach: Marion Campbell (first year)

Public Relations: Charlie Taylor

Office Phone: 404/588-1111

Home Stadium: Atlanta-Fulton County Stadium (1966)

Capacity: 60,748

Team Colors: Red, White, Black and Silver

Training Camp: Suwanee Road at I-85, Suwanee, Georgia 30174

1986 Record: 7-8-1, Third, NFC West

Scoring Leaders: Mick Luckhurst, K, 63

Gerald Riggs, RB, 54

Rushing Leader: Gerald Riggs, 343 for 1327 yards, 9 TDs

Passing Leader: David Archer, 150-294-9 2007 yards, 9 TDs

Receiving Leader: Charlie Brown, WR, 63 for 918 yards, 4 TDs

CHICAGO BEARS

National Football Conference Central Division

October 18 at Soldier Field, Noon

250 North Washington Lake Forest, IL 60045

President: Michael McCaskey

Head Coach: Mike Ditka (sixth year)

Public Relations: Ken Valdiserri

Office Phone: 312/295-6600

Home Stadium: Soldier Field

Capacity: 65,790

Team Colors: Navy Blue, Orange, and White

Training Camp: Wisconsin-Platteville, Platteville, WS. 53818

1986 Record: 14-2, First, NFC Central

Scoring Leaders: Kevin Butler, K, 120

Walter Payton, RB, 66

Rushing Leader: Walter Payton, 321 for 1333 yards, 8 TDs

Passing Leader: Mike Tomczak, 74-151-10, 1105 yards, 2 TDs

Receiving Leader: Willie Gault, WR, 42 for 818 yards, 5 TDs

CINCINNATI BENGALS

American Football Conference Central Division

September 4 at Riverfront Stadium, 6:35 P.M. (preseason)

December 20 at Riverfront Stadium, Noon

200 Riverfront Stadium Cincinnati, Ohio 45202

President: John Sawyer

Head Coach: Sam Wyche (fourth year)

Public Relations: Allan Heim

Office Phone: 513/621-3550

Home Stadium: Riverfront Stadium

Capacity: 59,754

Team Colors: Black, Orange, and White

Training Camp: Wilmington College, Wilmington, Ohio 45177

1986 Record: 10-6, Second, AFC Central


Scoring Leaders: Jim Breech, K, 101

Cris Collinsworth, WR, 60

Rushing Leader: James Brooks, 205 for 1087 yards, 5 TDs

Passing Leader: Boomer Esiason, 273-469-17, 3959 yards, 24 TDs

Receiving Leader: Cris Collinsworth, WR, 62 for 1024 yards, 10 TDs



CLEVELAND BROWNS

American Football Conference Central Division

September 13 at Superdome, Noon

Tower B Cleveland Stadium Cleveland, Ohio 44114

President: Arthur Modell

Head Coach: Marty Schottenheimer (fourth year)

Public Relations: Kevin Byrne

Office Phone: 216/696-5555

Home Stadium: Cleveland Stadium

Capacity: 80,098

Team Colors: Seal Brown, Orange, and White

Training Camp: Lakeland Community College, Mentor, Ohio 44060

1986 Record: 12-4, First, AFC Central

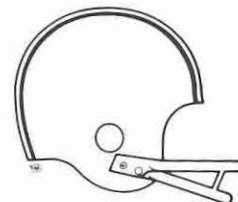
Scoring Leaders: Matt Bahr, K, 90

Kevin Mack, RB, 60

Rushing Leader: Kevin Mack, 174 for 665 yards, 10 TDs

Passing Leader: Bernie Kosar, 310-531-10, 3854 yards, 17 TDs

Receiving Leader: Brian Brennan, WR, 55 for 838 yards, 6 TDs



GREEN BAY PACKERS

National Football Conference Central Division

December 27 at Superdome, Noon

1265 Lombardi Avenue, Green Bay, Wisconsin

Chairman of the Board: Dominic Olejniczak

Head Coach: Forrest Gregg (fourth year)

Public Relations: Lee Rummel

Office Phone: 414/494-2351

Home Stadium: Lambeau Field, Green Bay (1957)

County Stadium, Milwaukee (1953)

Capacity: 56,189

Capacity: 55,958

Team Colors: Dark Green, Gold and White

Training Camp: St. Norbert College, DePere, Wisconsin 54115

1986 Record: 4-12, Fourth, NFC Central

Scoring Leaders: Al Del Greco, K, 80

Paul Carruth, RB, 24

James Lofton, WR, 24

Phillip Epps, WR, 24

Rushing Leader: Kenneth Davis, 114 for 519 yards, 0 TD

Passing Leader: Randy Wright 263-492-23, 3247 yards, 17 TDs

Receiving Leader: James Lofton, WR, 64 for 840 yards, 4 TDs



HOUSTON OILERS

American Football Conference Central Division

August 22 at Superdome, 7 p.m. (preseason)

December 13 at Superdome, Noon

6910 Fannin Street, Houston, Texas 77030

President: K.S. (Bud) Adams, Jr.

Head Coach: Jerry Glanville (second year)

Public Relations: Chip Namias

Office Phone: 713/797-9111

Home Stadium: Astrodome (1965)

Capacity: 50,000

Team Colors: Scarlet, Columbia Blue, and White

Training Camp: Angelo State University, San Angelo, Texas 76901

1986 Record: 5-11, Fourth, AFC Central

Scoring Leaders: Tony Zendejas, 94

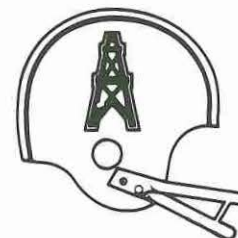
Drew Hill, WR, 30

Ray Wallace, RB, 30

Rushing Leader: Mike Rozier, 199 for 662 yards, 4 TDs

Passing Leader: Warren Moon, 256-488-26, 3498 yards, 13 TDs

Receiving Leader: Drew Hill, WR, 65 for 1112 yards, 5 TDs



LOS ANGELES RAMS

National Football Conference Western Division

October 4 at Superdome, Noon
November 8 at Anaheim Stadium, 3 p.m.

2327 West Lincoln Avenue, Anaheim, California 92801

President: Georgia Frontiere

Head Coach: John Robinson (fifth year)

Relations: Pete Donovan

Office Phone: 714/535-7267

Home Stadium: Anaheim Stadium (1956) Capacity: 69,005

Team Colors: Royal Blue, Gold and White

Training Camp: California State University, Fullerton, California 92634

1986 Record: 10-6, Second, NFC West

Scoring Leaders: Mike Lansford, K, 85

Eric Dickerson, RB, 66

Rushing Leader: Eric Dickerson, 404 for 1821 yards, 11 TDs

Passing Leader: Jim Everett, 73-147-8, 1018 yards, 8 TDs

Receiving Leader: Henry Ellard, WR, 34 for 447 yards, 4 TDs



MINNESOTA VIKINGS

National Football Conference Central Division

August 15 at Superdome, 7 P.M. (preseason)

9520 Viking Drive, Eden Prairie, Minnesota 55344

President: Max Winter

Head Coach: Jerry Burns (second year)

Public Relations: Merrill Swanson

Office Phone: 612/828-6500

Home Stadium: Metrodome Capacity: 62,345

Team Colors: Purple, Gold, and White

Training Camp: Mankato State University, Mankato, MN. 56001

1986 Record: 9-7, Second, NFC Central

Scoring Leaders: Chuck Nelson, K 110

Anthony Carter, WR, 42

Darrin Nelson, RB, 42

Rushing Leader: Darrin Nelson, 191 for 793 yards, 4 TDs

Passing Leader: Tommy Kramer, 208-372-10, 3000 yards, 24 TDs

Receiving Leader: Steve Jordan, TE, 58 for 859 yards, 6 TDs



NEW YORK GIANTS

National Football Conference Eastern Division

November 22 at Superdome, 3 P.M.

Giants Stadium, East Rutherford, New Jersey 07073

President: Wellington T. Mara

Head Coach: Bill Parcells (fifth year)

Public Relations: Ed Croke

Office Phone: 412/323-1200

Home Stadium: Giants Stadium (1976) Capacity: 76,891

Team Colors: Blue, Red and White

Training Camp: Pace University, Pleasantville, New York 10570

1986 Record: 14-2, 1st, NFC East

Scoring Leaders: Raul Allegre, K, 105

Joe Morris, RB, 90

Rushing Leader: Joe Morris, 341 for 1516 yards, 14 TDs

Passing Leader: Phil Simms, 259-468-22, 3487 yards, 21 TDs

Receiving Leader: Mark Bavaro, TE, 66 for 1001 yards, 4 TDs



PHILADELPHIA EAGLES

National Football Conference Eastern Division

September 20 at Veterans Stadium, Noon

Broad Street and Pattison Avenue, Philadelphia, Pennsylvania 19148

President: Harry Gamble

Head Coach: Buddy Ryan (second year)

Public Relations: Ed Wisneski

Office Phone: 215/463-2500

Home Stadium: Philadelphia Veterans' Stadium (1971)

Capacity: 72,204

Team Colors: Kelly Green, Silver and White

Training Camp: Westchester State College, Westchester, Pa. 19380

1986 Record: 5-10-1, Fourth, NFC East

Scoring Leaders: Paul McFadden, K, 86

Mike Quick, WR, 54

Rushing Leader: Keith Byars, 177 for 577 yards, 1 TD

Passing Leader: Ron Jaworski, 128-245-6, 1405 yards, 8 TDs

Receiving Leaders: Mike Quick, WR, 60 for 939 yards, 9 TDs



PITTSBURGH STEELERS

American Football Conference Central Division

August 29 at Superdome, 7 P.M. (preseason)

November 29 at Three Rivers Stadium, Noon

Three Rivers Stadium 300 Stadium Circle Pittsburgh, Pa. 15212

President: Daniel Rooney

Head Coach: Chuck Noll (Nineteenth year)

Public Relations: Joe Gordon

Office Phone: 412/323-1200

Home Stadium: Three Rivers Stadium Capacity: 59,000

Team Colors: Black and Gold

Training Camp: St. Vincent College, Latrobe, Pa. 15650

1986 Record: 6-10, Third, AFC Central

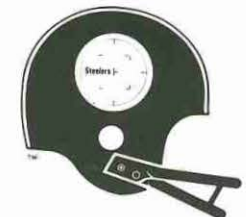
Scoring Leaders: Gary Anderson, K, 95

Walter Abercrombie, RB, 48

Rushing Leader: Earnest Jackson, 216 for 910 yards, 5 TDs

Passing Leader: Mark Malone: 216-425-18, 2444 yards, 15 TDs

Receiving Leader: Walter Abercrombie, RB, 47 for 395 yards, 2 TDs



ST. LOUIS CARDINALS

National Football Conference Eastern Division

October 11 at Busch Stadium, Noon

200 Stadium Plaza, St. Louis, Missouri 63102

President: William V. Bidwill

Head Coach: Gene Stallings (second year)

Public Relations: Bob Rose

Office Phone: 314/421-0777

Home Stadium: Busch Stadium (1965) Capacity: 51,392

Team Colors: Cardinal Red, White and Black

Training Camp: Eastern Illinois University, Charleston, Illinois 61920

1986 Record: 4-11-1, Fifth, NFC East

Scoring Leaders: John Lee, K, 38

Roy Green, WR, 36

J.T. Smith, WR, 36

Rushing Leader: Stump Mitchell, 183 for 1006 yards, 7 TDs

Passing Leader: Neil Lomax, 265-471-12, 3214 yards, 18 TDs

Receiving Leaders: Roy Green, WR, 50 for 693 yards, 5 TDs

Pat Tilley, WR, 49 for 726 yards, 6 TDs

Stump Mitchell, RB, 47 for 502 yards, 3 TDs



SAN FRANCISCO 49ERS

National Football Conference Western Division

October 25 at Superdome, Noon

November 15 at Candlestick Park, 3 P.M.

711 Nevada Street, Redwood City, California 94601

President: Edward J. DeBartolo, Jr.

Head Coach: Bill Walsh (ninth year)

Public Relations: Jerry Walker

Office Phone: 415/265-3420

Home Stadium: Candlestick Park (1960) Capacity: 61,685

Team Colors: Forty-Niner Gold and Scarlet

Training Camp: Sierra Community College, Rocklin, California 95677

1986 Record: 10-5-1, First NFC West

Scoring Leaders: Ray Wersching, K, 116

Jerry Rice, WR, 96

Rushing Leader: Roger Craig, 204 for 830 yards, 7 TDs

Passing Leader: Joe Montana, 191-307-9, 2236 yards, 8 TDs

Receiving Leaders: Jerry Rice, WR, 86 for 1570 yards, 15 TDs

Roger Craig, RB, 81 for 624 yards, 0 TD



TAMPA BAY BUCCANEERS

National Football Conference Central Division

December 6 at Superdome, 3 P.M.

One Buccaneer Place, Tampa, Florida 33607

President: Hugh F. Culverhouse

Head Coach: Ray Perkins (first year)

Public Relations: Rick Odioso

Office Phone: 813/870-2700

Home Stadium: Tampa Stadium (1967) Capacity: 72,128

Team Colors: Florida Orange, Red and White

Training Camp: One Buccaneer Place, Tampa, Florida 33607

1986 Record: 2-14, Fifth, NFC Central

Scoring Leaders: Donald Igwebuike, K, 77

Steve Young, QB, 30

Calvin Magee, WR, 30

Rushing Leader: James Wilder, 190 for 704 yards, 2 TDs

Passing Leader: Steve Young, 195-363-13, 2282 yards, 8 TDs

Receiving Leaders: Calvin Magee, WR, 45 for 564 yards, 5 TDs

James Wilder, RB, 43 for 326 yards, 1 TD



Saints Series Records

Date	Saints	Opponents	Place	Attendance
		Atlanta Falcons (12-24-0)		
11-26-67	27	24	Home	83,437
12- 7-69	17	45	Away	51,021
9-20-70	3	14	Home	77,042
10-25-70	14	32	Away	58,850
10-24-71	6	28	Away	58,850
12-19-71	20	24	Home	75,954
10-15-72	14	21	Home	66,294
11-12-72	20	36	Away	58,850
9-16-73	7	62	Home	66,428
12-16-73	10	14	Away	58,850
9-29-74	14	13	Home	62,273
10-20-74	13	3	Away	58,850
10- 5-75	7	14	Away	29,444
11- 2-75	23	7	Home	56,614
10-10-76	30	0	Home	51,521
10-31-76	20	23	Away	34,127
11-20-77	21	29	Home	43,135
12-18-77	7	35	Away	36,895
11-12-78	17	20	Home	70,323
11-26-78	17	20	Away	55,121
9- 2-79	34	40 (OT)	Home	70,940
11-25-79	37	6	Away	42,815
10-19-80	14	41	Home	62,651
11-16-80	13	31	Away	53,871
9- 6-81	0	27	Away	57,406
11- 1-81	10	41	Home	63,637
12-12-82	0	35	Away	39,535
1- 2-83	35	6	Home	47,336
10- 9-83	19	17	Away	51,654
11- 6-83	27	10	Home	67,062
9- 2-84	28	36	Home	66,652
11-11-84	17	13	Away	40,590
10-20-85	24	31	Away	44,784
12-22-85	10	16	Home	37,717
9- 7-86	10	31	Home	67,950
12-14-86	14	9	Away	39,994
		Indianapolis Colts (1-3-0)		
12-10-67	10	30	Away	60,238
10-19-69	10	30	Home	80,636
9-30-73	10	14	Away	52,293
10-12-86	17	14	Away	53,512
		Buffalo Bills (1-2-0)		
11- 4-73	13	0	Home	74,770
9-21-80	26	35	Home	51,154
10-30-83	21	27	Away	49,413
		Chicago Bears (4-7-0)		
12- 1-68	17	23	Home	78,285
12-20-70	3	24	Home	63,518
10-10-71	14	35	Away	55,049
10- 7-73	21	16	Home	56,561

10- 6-74	10	24	Away	55,753
12-21-75	17	42	Home	33,371
10- 2-77	42	24	Away	51,488
9-14-80	3	22	Away	62,523
9-19-82	10	0	Away	56,600
9-18-83	34 (OT)	31	Home	64,692
10- 7-84	7	20	Away	53,752

Cincinnati Bengals (2-3-0)

11-29-70	6	26	Away	59,342
9-28-75	0	21	Home	52,531
9-24-78	20	18	Away	40,455
10-25-81	17	7	Home	46,336
12- 9-84	21	24	Home	40,855

Cleveland Browns (1-8-0)

10- 1-67	7	42	Home	77,045
9-15-68	10	24	Home	74,215
11-10-68	17	35	Away	71,025
10-12-69	17	27	Home	71,274
12-12-71	17	21	Home	72,794
11-30-75	16	17	Away	44,753
10- 8-78	16	24	Home	50,158
10-18-81	17	20	Away	76,059
10-28-84	16	14	Away	52,489

Dallas Cowboys (1-11-0)

10-15-67	10	14	Away	52,562
11-12-67	10	27	Home	83,437
11- 3-68	3	17	Home	84,728
9-28-69	17	21	Home	79,567
11- 9-69	17	33	Away	68,282
10-17-71	24	14	Home	83,088
9-24-73	3	40	Away	52,715
9-19-76	6	24	Home	61,413
11-19-78	7	27	Away	57,920
12-19-82	7	21	Away	64,506
9-25-83	20	21	Away	62,136
10-21-84	27	30 (OT)	Away	50,966

Denver Broncos (0-4-0)

11-22-70	6	31	Home	66,837
10-13-74	17	33	Away	51,706
11- 4-79	3	10	Away	74,482
9-15-85	23	34	Away	74,488

Detroit Lions (4-4-1)

11-24-68	20	20	Away	46,152
11- 8-70	19	17	Home	66,910
11-19-72	14	27	Away	53,752
10-14-73	20	13	Home	57,810
11- 3-74	14	19	Away	49,127
11-14-76	17	16	Home	42,048
9-25-77	19	23	Away	51,458
10-21-79	17	7	Home	57,428

10-12-80	13	24	Away	78,147
----------	----	----	------	--------

Green Bay Packers (3-10-0)

11-17-68	7	29	Milw.	49,644
11-28-71	29	21	Milw.	48,035
12-17-72	20	30	Home	65,881
12- 2-73	10	30	Milw.	47,890
10-12-75	20	19	Home	51,371
11- 7-76	27	32	Milw.	52,936
9-18-77	20	24	Home	56,250
9-10-78	17	28	Milw.	54,336
9- 9-79	19	28	Milw.	53,184
12-13-81	7	35	Home	45,518
11- 4-84	13	23	Home	57,426
11-17-85	14	38	Milw.	52,104
9-14-86	24	10	Home	56,383

Houston Oilers (2-2-1)

10- 3-71	13	13	Away	47,966
10- 3-76	26	31	Home	51,973
12-10-78	12	17	Home	63,169
11-22-81	27	24	Away	49,581
9-30-84	27	10	Away	43,108

Kansas City Chiefs (2-2-0)

9-25-72	17	20	Home	70,793
9-26-76	27	17	Away	53,918
11-21-82	27	17	Home	39,341
9- 8-85	27	47	Home	57,760

Los Angeles Rams (10-24-0)

9-17-67	13	27	Home	80,879
10- 5-69	17	36	Away	54,789
11- 1-70	17	30	Home	77,861
12- 6-70	16	34	Away	66,410
9-19-71	24	20	Home	70,915
12- 5-71	28	45	Away	73,610
9-17-72	14	34	Away	66,303
11-26-72	19	16	Home	64,325
11-11-73	7	29	Away	70,358
11-25-73	13	24	Home	67,192
9-22-74	0	24	Away	64,178
11-17-74	20	7	Home	57,287
10-26-75	14	38	Away	60,771
12- 7-75	7	14	Home	39,958
10-24-76	10	16	Home	51,984
11-28-76	14	33	Away	54,906
10-16-77	7	14	Away	46,045
10-30-77	27	26	Home	59,023
10- 1-78	20	26	Home	61,654
10-22-78	10	3	Away	47,574
10- 7-79	17	35	Home	68,986
12-16-79	29	14	Away	53,879
11- 2-80	31	45	Away	59,909
11-24-80	7	27	Home	53,448
9-13-81	23	17	Home	62,063
11- 8-81	21	13	Away	61,06P

9-11-83	27	30	Away	45,572
12-18-83	24	26	Home	70,148
10-14-84	10	28	Home	63,161
12- 2-84	21	34	Away	49,348
11- 3-85	10	28	Away	49,030
12- 1-85	29	3	Home	44,122
11- 9-86	6	0	Home	62,352
11-23-86	13	26	Away	58,600

Miami Dolphins (1-3-0)

11-15-70	10	21	Away	42,866
11-10-74	0	21	Home	74,289
9- 2-80	16	21	Away	40,946
10- 2-83	17	7	Home	66,489

Minnesota Vikings (4-9-0)

10-13-68	20	17	Home	71,105
9-27-70	0	26	Away	47,900
11-21-71	10	23	Home	83,130
11- 5-72	6	37	Away	49,784
12- 1-74	9	29	Away	48,456
11- 9-75	7	20	Home	52,765
9-12-76	9	40	Home	58,156
9- 3-78	31	24	Home	54,187
11-30-80	20	23	Home	30,936
11-15-81	10	20	Away	45,215
11-27-83	17	16	Home	59,502
11-24-85	30	23	Away	54,117
12-21-86	17	33	Away	51,209

New York Giants (5-7-0)

10 -8-67	21	27	Away	62,670
10- 6-68	21	38	Away	62,967
11-16-69	25	24	Away	62,927
10- 4-70	14	10	Home	69,126
10- 8-72	21	45	Away	62,507
12-14-75	14	28	Away	40,150
10-29-78	28	17	Home	58,806
9-30-79	24	14	Home	51,543
9-20-81	7	20	Away	69,814
12-15-84	10	3	Away	63,739
10-27-85	13	21	Home	54,082
9-28-86	17	20	Away	72,765

New York Jets (1-4-0)

12- 3-72	17	18	Away	62,496
12- 4-77	13	16	Home	40,464
12-14-80	21	20	Away	38,077
11-21-83	28	31	Home	68,606
11- 2-86	23	28	Away	44,246

New England Patriots (0-5-0)

12-10-75	10	17	Home	64,889
12- 5-76	6	27	Away	53,592
12-21-80	27	38	Home	38,277
12- 4-83	0	7	Away	24,579
11-30-86	20	21	Home	58,259

Los Angeles Raiders (0-3-1)

11- 7-71	21	21	Home	83,102
11- 9-75	10	48	Away	51,764

12- 3-79	35	42	Home	65,541
10-13-85	13	23	Away	48,152

Philadelphia Eagles (6-8-0)

11- 5-67	31	24	Home	59,596
11-19-67	21	48	Away	60,751
12- 8-68	17	29	Away	57,128
10-26-69	10	13	Away	60,568
11-30-69	26	17	Home	72,805
10-29-72	21	3	Home	65,554
10-27-74	14	10	Home	64,257
11- 6-77	7	28	Away	53,482
9-17-78	17	24	Home	49,242
9-16-79	14	26	Home	54,212
11- 9-80	21	34	Home	45,340
10-11-81	14	31	Home	52,728
12-11-83	20 (OT)	17	Away	45,182
10- 6-85	23	21	Home	56,364

Pittsburgh Steelers (4-4-0)

10-29-67	10	14	Home	68,911
10-20-68	16	12	Away	32,303
12-15-68	24	14	Home	66,131
12-21-69	27	14	Home	72,256
11-25-74	7	28	Home	71,907
11- 5-78	14	20	Away	48,525
10- 4-81	6	20	Home	64,578
11-19-84	27	24	Home	66,005

St. Louis Cardinals (5-9-0)

12- 3-67	20	31	Away	41,171
9-29-68	20	21	Home	79,021
10-27-68	17	31	Away	45,478
11- 2-69	51	42	Away	46,718
10-11-70	17	24	Away	45,294
12- 8-74	14	0	Home	57,152
10-23-77	31	49	Away	48,417
10- 5-80	7	40	Home	45,388
9-12-82	3	30	Away	46,923
9- 4-83	7	21	Home	58,763
9-23-84	28	17	Home	65,225
12- 8-85	34	24	Home	58,723
11-16-86	16	28	Away	29,527
	16	7	Away	32,069

San Diego Chargers (0-3-0)

11-18-73	14	27	Away	44,356
10- 9-77	0	14	Home	53,942
12- 9-79	0	35	Home	61,059

San Francisco 49ers (10-23-2)

10-22-67	13	27	Away	34,285
11-23-69	43	38	Home	71,448
10-18-70	20	20	Away	39,446
12-13-70	27	38	Home	61,940
9-26-71	20	38	Home	81,596
11-14-71	26	20	Away	45,138
10- 1-72	2	37	Home	69,840

10-22-72	20	20	Away	59,167
10-21-73	0	40	Away	52,629
12- 9-73	16	10	Home	62,490
9-15-74	13	17	Home	65,071
12-15-74	21	35	Away	49,567
10-19-75	21	25	Away	40,990
11-23-75	6	16	Home	40,328
10-17-76	3	33	Away	43,160
12-12-76	7	27	Home	42,536
11-13-77	7	10 (OT)	Home	41,564
11-27-77	17	20	Away	33,702
10-15-78	14	7	Away	37,671
12- 3-78	24	13	Home	50,068
9-23-79	30	21	Away	39,727
11-11-79	31	20	Home	65,551
9- 7-80	23	26	Home	58,621
12- 7-80	35	38 (OT)	Away	37,949
9-27-81	14	21	Away	44,433
12-20-81	17	21	Home	43,639
11-28-82	23	20	Away	51,611
10-16-83	13	32	Home	68,154
11-13-83	0	27	Away	40,022
9-16-84	20	30	Away	57,611
11-25-84	3	35	Home	65,117
9-29-85	20	17	Away	58,053
12-15-85	19	31	Home	46,065
9-21-86	17	26	Away	58,297
11- 2-86	23	10	Home	53,234

Seattle Seahawks (1-2-0)

11-21-76	51	27	Away	61,865
11-18-79	24	38	Away	60,055
11-10-85	3	27	Home	47,365

Tampa Bay Buccaneers (6-3-0)

12-11-77	14	33	Home	40,124
12-17-78	17	10	Away	51,209
10-14-79	42	14	Away	67,640
11-29-81	14	31	Home	62,209
12- 5-82	10	13	Home	61,709
10-23-83	24	21	Away	48,242
9- 9-84	17	13	Home	54,686
9-22-85	20	13	Home	45,320
10-19-86	38	7	Home	43,355

Washington Redskins (4-8-0)

9-24-67	10	30	Home	74,937
12-17-67	30	14	Away	50,486
9-22-68	37	17	Home	65,941
9-21-69	20	26	Home	73,147
12-14-69	14	17	Away	50,354
10-31-71	14	24	Away	53,041
10-28-73	19	3	Home	66,315
9-21-75	3	41	Away	54,414
10-28-79	14	10	Away	52,133
10-26-80	14	22	Away	51,375
12-26-82	10	27	Home	48,667
10- 5-86	6	14	Home	57,317

SAINTS HISTORY

1966

- Nov. 1 — National Football League Franchise awarded to New Orleans on All Saints Day.
- Dec. 15 — John W. Mecom, Jr. becomes majority stockholder-president of NFL's 16th franchise.
- Dec. 22 — Vic Schwenk appointed director of player personnel and becomes first major employee hired by New Orleans franchise.

1967

- Jan. 9 — Name New Orleans' professional football team Saints.
- Jan. 27 — Former Ole Miss and Rams kicker Paige Cothren first player signed.
- Feb. 9 — Saints select 42 players in NFL expansion draft.
- Mar. 8 — First season ticket drive launched and Saints sell 20,000 first day and 33,400 before first league game.
- Mar. 14 — Saints make fullback Les Kelley of Alabama top choice in common draft.
- July 1 — Seventy-six players (mostly rookies) report for first training camp at California Western University in San Diego.
- July 6 — Former Green Bay fullback great Jim Taylor signs with Saints.
- July 8 — Veterans report to training camp.
- July 25 — Bert Rose appointed executive vice-president and general manager.
- Aug. 2 — Saints lose first preseason game to Los Angeles, 16-7 before 26,364 at Anaheim, Calif.
- Aug. 12 — Saints score first preseason victory by beating St. Louis 23-14 before crowd of 25,500 at Shreveport, La.
- Sep. 9 — Saints record first preseason victory in New Orleans downing Atlanta 27-14 before 67,486. Victory gave Saints 5-1 preseason record, best ever for first-year expansion team.
- Sep. 17 — Saints open season losing to Los Angeles 27-13 after rookie John Gilliam returned opening kickoff 94 yards for a touchdown.
- Nov. 5 — Saints earn first NFL victory beating Philadelphia 31-24 as Walt Roberts scores three touchdowns at Tulane Stadium.
- Dec. 17 — Saints defeat Washington 30-14 as rookie Danny Abramowicz scores two touchdowns. Saints wind up with 3-11 record and equal win output for first-year expansion team. Cornerback Dave Whitsett's 10 interceptions tie for best in NFL and earn UPI Comeback Player of the Year honors along with second-team All-Pro recognition and invitation to Pro Bowl.

1968

- Mar. 29 — Vic Schwenk replaces Bert Rose as general manager.
- July 7 — Wide receiver Dave Parks signs with Saints after playing out option at San Francisco.
- July 26 — Kevin Hardy, plus no. 1 draft choice of 1969, awarded to 49ers as compensation for signing Parks.
- Sep. 10 — Jim Taylor announces retirement.
- Nov. 3 — Saints lose to Dallas 17-3 before home-record crowd of 84,728 at Tulane Stadium.
- Dec. 15 — Saints defeat Pittsburgh 24-14 in season's windup to emerge with 4-9-1 record and third-place finish in Century Division. Saints' two-year record of 7-20-1, best ever for an expansion team. Defensive tackle Dave Rowe named to play in Pro Bowl.

1969

- Oct. 5 — Saints' Tom Dempsey kicks 55-yard field goal against Rams at Los Angeles. Kick was NFL's longest that season and one yard short of pro football record.

- Nov. 2** — Saints snap six-game losing streak at St. Louis, 51-42. Game set NFL record of most total touchdowns in one game via passing with Bill Kilmer and Charlie Johnson connecting on six apiece. Five other Saints records set: most first downs (26), most total offensive yards (508), most passing yards (354), most points (51) and most PATs (6).
- Nov. 16** — Tom Dempsey sets Saints record with 4 field goals against Giants in New York, scoring fourth with 11 seconds left to pull out 25-24 victory. Win began three-game Saints victory streak as New Orleans also downed San Francisco 43-38 and Philadelphia 26-17.
- Dec. 21** — Saints close third season with 27-24 victory over Pittsburgh to bring record to 5-9. Dan Abramowicz wins NFL receiving championship with 73 catches for 1,015 yards and 7 TDs and All-NFL honors. Saints continue to hold NFL expansion team winning record with three-year report of 12-29-1. Defensive end Doug Atkins retires after 17-year career, wins second-team all-Pro honors. Tom Dempsey, Jake Kupp, Tony Baker and Andy Livingston tapped for Pro Bowl with entire Saints coaching staff.

1970

- Jan. 16** — In realignment of National Conference, Saints form Western Division with Los Angeles, San Francisco and Atlanta.
- Nov. 3** — J.D. Roberts replaces Tom Fears and becomes the second head coach in Saints history.
- Nov. 8** — Tom Dempsey kicks 63-yard field—longest in NFL history—on final play to defeat Detroit 19-17.

1971

- Jan. 28** — Saints draft quarterback Archie Manning of Mississippi in first round after trading quarterback Bill Kilmer to Washington for linebacker Tom Roussel plus 4th and 8th round picks in 1972 draft.
- Aug. 11** — Louisiana Superdome construction begins.
- Sep. 19** — Saints upset Rams in season's opener in New Orleans 24-20. Rookie Archie Manning makes first regular season start and runs for one-yard touchdown on final play after hitting 16 of 29 passes for 218 yards and another touchdown.
- Oct. 17** — Archie Manning rushes for two touchdowns as Saints defeat Cowboys 24-20 before 83,088 at New Orleans. Cowboys went on to win Super Bowl.

1972

- Jan. 7** — Richard F. Gordon, Jr. retires from U.S. Naval aerospace program and is appointed executive vice-president of Saints.

1973

- Jan. 29** — Saints trade no. 1 draft choice to Baltimore for defensive end Billy Newsome and 4th-round draft choice (linebacker Jim Merlo).
- Aug. 26** — John North replaces J.D. Roberts and becomes Saints' third head coach.
- Nov. 4** — Saints score first shutout ever by blanking Buffalo 13-0 in New Orleans. Saints hold O.J. Simpson to 79 yards on 20 rushes as he headed to 2,003-yard season.
- Dec. 16** — Saints finish 5-9, again tying best season ever for club.

1974

- Dec. 14** — Saints again finish 5-9, tying best mark in their history.

1975

- Aug. 3** — Louisiana Superdome is dedicated.

- Aug. 9** — Saints play Houston before 72,434 in first football game in Superdome. Saints lose, 13-7.
- Sep. 28** — Saints lose to Cincinnati 21-0 before 52,531 in first National Football League game at Superdome.
- Oct. 27** — John North is replaced as head coach by Ernie Hefferle, director of pro personnel, on interim basis.
- Nov. 2** — Saints beat Atlanta 23-7 in Ernie Hefferle's first game.

1976

- Jan. 20** — Saints hire Hank Stram as fourth head coach in club's history.
- Nov. 21** — Saints beat Seahawks at Seattle 51-27 to tie club record for most points scored in one game.

1977

- Oct. 30** — Saints upset Los Angeles 27-26 at Superdome on faked field goal pass from Tom Blanchard to Elois Grooms.
- Dec. 18** — Saints season rushing and touchdown records fall to Chuck Muncie with 811 yards and Henry Childs with nine touchdowns.

1978

- Feb. 6** — Dick Nolan is appointed head coach to replace Hank Stram. In other key front office moves, Eddie Jones is named executive vice-president and Harry Hulmes vice-president of player personnel.
- June 11** — Archie Manning wins Byron (Whizzer) White Award for contributions to his team, community and country.
- Oct. 22** — Saints upset Rams 10-3 for first ever win at Los Angeles Coliseum.
- Dec. 3** — Saints beat 49ers 24-13 at Superdome to become first New Orleans team to win six games.
- Dec. 17** — Saints end best season with 7-9 record after win at Tampa Bay 17-10. Quarterback Archie Manning named Player of the Year and MVP in National Conference and selected to play in Pro Bowl.

1979

- June 5** — Saints move administrative office from Lee Circle to Superdome.
- Oct. 14** — Saints score 42 points in second half in 42-14 win at Tampa Bay. Scores came on six successive possessions in offensive masterpiece.
- Oct. 28** — Saints tie club record of three consecutive wins and move into undisputed first place in NFC Western Division with 14-10 win at Washington. Saints stopped Redskins 18 times with goal to go and 7 times within two-yard line.
- Dec. 3** — Chuck Muncie rushes for 128 yards to become first Saint to surpass 1,000-yard milestone en route to 1,198-yard season. Saints, alas, saw 35-14 lead disappear in 42-35 loss to Oakland in Monday night TV game at Superdome.
- Dec. 16** — Saints end season 8-8, most successful in their history by beating Super Bowl-bound Rams 29-14 in last game for Rams at Coliseum.
- Dec. 20** — Steve Rosenbloom is introduced as new executive vice-president and general manager of Saints at Superdome news conference.

1980

- Jan. 27** — Chuck Muncie is selected MVP as NFC scores 37-27 win in Pro Bowl. Saints also represented well by Archie Manning, Tommy Myers, Wes Chandler and Henry Childs.
- Nov. 24** — Saints lose to Los Angeles, 27-7 in Monday night game at Superdome. Head coach Dick Nolan is relieved of his duties following the game. Dick Stanfel is named interim head coach.
- Dec. 14** — Saints end 14-game losing streak, longest in team history, by beating Jets 21-20 in snowstorm at Shea Stadium.

1981

- Jan. 20 — General manager Steve Rosenbloom and vice-president of player personnel Dick Steinberg resign.
- Jan. 22 — O.A. (Bum) Phillips is announced as head coach.
- Jan. 26 — Assistant to the president Fred Williams is appointed Saints' chief administrator.
- Apr. 28 — Saints select running back George Rogers, 1980 Heisman Trophy winner, with first overall choice in NFL draft.
- Oct. 12 — John Mecom, Sr., father of Saints owner John, Jr. and key figure in team history, dies at age 70 in Houston, Texas.
- Nov. 8 — Saints defeat NFC West rival Los Angeles 21-13 at Anaheim Stadium to sweep Rams home-and-away for first time in Saints franchise history.
- Dec. 20 — George Rogers gains 107 yards in 21-17 loss to San Francisco and becomes 1981 NFL rushing champion and all-time NFL rookie rusher with 1,674 yards for season.

1982

- Jan. 20 — George Rogers appears for NFC squad in Pro Bowl in Honolulu, Hawaii.
- Feb. 17 — Eddie Jones is named Saints president, head coach O.A. (Bum) Phillips is named general manager in addition to coaching title.
- Sep. 17 — Veteran quarterback Archie Manning is traded to Houston Oilers for tackle Leon Gray.
- Sep. 19 — Ken Stabler leads Saints to 10-0 shutout of Chicago Bears, the first road shutout in team history. Saints defense ranks no. 1 in NFL.
- Sep. 20 — National Football League Players Association announces that NFL players are on strike following Monday night game.
- Sep. 23 — NFL announces that scheduled Thursday night game will not be played. Announcement marks that first in an eight-week succession of similar announcements.
- Nov. 21 — NFL games resume. Saints defeat Kansas City 27-17 before a crowd of 39,341 at Superdome.
- Dec. 19 — Halfback George Rogers gains 166 yards rushing at Dallas, the top individual performance in NFL and Saints single-game record.

1983

- Jan. 2 — Saints defeat Atlanta, 35-6 in rescheduled game that concludes nine-game season with 4-5 record. Saints narrowly miss playoffs in complicated labyrinth of tie-breakers.
- Feb. 6 — Halfback George Rogers is in Honolulu for second successive Pro Bowl appearance.
- July 30 — Saints appear in Hall of Fame game for the second time in franchise history. Pittsburgh Steelers win game at Canton, Ohio 27-14.
- Sep. 4 — Halfback George Rogers sets team single-game record by rushing for 206 yards (24 carries) in 28-17 opening day win over St. Louis at the Superdome. Game marks third opening-day victory in team history.
- Sep. 18 — Saints defeat Chicago Bears 34-31 at Superdome in overtime for first sudden-death victory in franchise history.
- Dec. 18 — Saints host Los Angeles Rams at Superdome with franchise's first winning season and playoff berth on the line. Rams kick field goal with six seconds remaining for 26-24 victory. Saints finish season with NFC's no. 1 defense overall, and NFL's no. 1 defense against the pass, both franchise firsts. Final 8-8 record ties best season in franchise history (1979).

1984

- Jan. 29 — Linebacker Rickey Jackson represents Saints in NFC-AFC Pro Bowl in Honolulu, Hawaii.
- Feb. 18 — Saints acquire veteran quarterback Richard Todd from the New York Jets in exchange for the Saints' no. 1 choice in the 1984 NFL draft.

- Oct. 9 — Saints acquire RB Earl Campbell from Houston for Saints' first-round draft choice in 1985.
- Oct. 22 — Quarterback Ken Stabler retires.
- Nov. 19 — Saints record first-ever win on prime time with 27-24 Monday night victory over Pittsburgh Steelers in Superdome.
- Nov. 26 — Saints owner John W. Mecom, Jr. announces that the Saints are for sale for the non-negotiable price of \$75 million.

1985

- Jan. 27 — Linebacker Rickey Jackson, defensive end Bruce Clark and punter Brian Hansen represent Saints at NFC-AFC Pro Bowl at Honolulu, Hawaii. Jackson made his second consecutive appearance in the game.
- Feb. 14 — Negotiations for the sale of the Saints between John Mecom and A.N. Pritzker break off, thrusting Tom Benson, negotiating in a secondary position for several weeks, to the forefront.
- Mar. 12 — Benson reaches agreement with Mecom for the sale of the Saints, dependent on state aid.
- Apr. 26 — Saints trade George Rogers and picks no. 5, 10 and 11 in 1985 draft to Washington for Redskins' no. 1 draft choice.
- May 31 — Ownership is transferred from Mecom to Benson for the sale price of \$70.204 million. Tom Benson will hold the position of managing general partner of the Saints.
- Nov. 25 — Head coach Bum Phillips resigns. President Eddie Jones, director of football operations Pat Peppler and offensive coordinator King Hill resign. Defensive coordinator Wade Phillips is named interim head coach.

1986

- Jan. 14 — Jim Finks is named president/general manager. Finks also joins in franchise ownership.
- Jan. 22 — Wade Phillips and assistant coaches are released.
- Jan. 28 — Jim Mora is named head coach.
- May 1 — Director of scouting Joe Woolley and scout Bobby Baldwin are released. Restructuring of scouting department begins with Bill Kuharich as director of player personnel.
- June 19 — Tom Benson announces new uniform design featuring Fleur de Lis logo inside State of Louisiana on the jersey and the pants.
- July 19 — Training Camp opens at Southeastern Louisiana University, Hammond.
- Aug. 18 — Running back Earl Campbell announces his retirement.
- Sep. 21 — Mel Gray breaks team record with 101-yard kickoff return for TD at San Francisco. Return was Saints' first for score since 1977.
- Sep. 28 — Saints take 17-0 first-half lead on New York Giants, only to falter in the second half and lose, 20-17. Giants went on to win Super Bowl.
- Nov. 9 — Saints record fifth shutout in history, holding Rams' Eric Dickerson to 57 yards, nine in the second half, in 6-0 win. The victory evened the Saints' mark at 5-5 after 1-4 start.
- Dec. 7 — Rueben Mayes broke team's single-game rushing record of 206 yards with 207 vs. Miami, but his final gain was called back along with winning TD. Saints lost 31-27 thriller as Mayes finished with 203 rushing yards.
- Dec. 21 — Saints have chance for .500 record for only third time in history. But Vikings parlayed 30-3 halftime lead into 33-17 victory, leaving Jim Mora's first Saints team with 7-9 mark. RB Rueben Mayes finished year with 1,353 yards rushing, fourth in NFL and is named consensus Rookie of the Year. Mayes is named to Pro Bowl along with Rickey Jackson and Morten Andersen.

1987

- May 1 — Construction begins on first of three phases of improvements to the Superdome. The improvements to the state-run Superdome are being paid for completely with private funding. The first phase, a group of 28 loge suites, will be completed in time for use by the 1987 season. Other phases are targeted for construction in the near future.

Saints All-Time Results

1967 (3-11)		Saints	Opp.	1970 (2-11-1)		Saints	Opp.
*Los Angeles (80,879)	13	27		*Atlanta (77,042)	3	14	
*Washington (74,937)	10	30		Minnesota (47,900)	0	26	
*Cleveland (77,045)	7	42		*New York Giants (69,126)	14	10	
New York (62,670)	21	27		St. Louis (45,294)	17	24	
Dallas (52,562)	10	14		San Francisco (39,446)	20	20	
San Francisco (34,285)	13	27		Atlanta (58,850)	14	32	
*Pittsburgh (68,911)	10	14		*Los Angeles (77,861)	17	30	
*Philadelphia (59,596)	31	24		*Detroit (66,910)	19	17	
*Dallas (83,437)	10	27		Miami (42,866)	10	21	
Philadelphia (60,751)	21	48		*Denver (66,837)	6	31	
*Atlanta (83,437)	27	24		Cincinnati (59,342)	6	26	
St. Louis (41,171)	20	31		Los Angeles (66,410)	16	34	
Baltimore (60,238)	10	30		*San Francisco (61,940)	27	38	
Washington (50,486)	30	14		*Chicago (63,518)	3	24	
	233	379			172	347	

1968 (4-9-1)		Saints	Opp.	1971 (4-8-2)		Saints	Opp.
*Cleveland (74,215)	10	24		*Los Angeles (70,915)	24	20	
*Washington (65,941)	37	17		*San Francisco (81,596)	20	38	
*St. Louis (79,021)	20	21		Houston (47,966)	13	13	
New York Giants (62,967)	21	38		Chicago (55,049)	14	35	
*Minnesota (71,105)	20	17		*Dallas (83,088)	24	14	
Pittsburgh (32,303)	16	12		Atlanta (58,850)	6	28	
St. Louis (45,478)	17	31		Washington (53,041)	14	24	
*Dallas (84,728)	3	17		*Oakland (83,102)	21	21	
Cleveland (71,025)	17	35		San Francisco (45,138)	26	20	
Green Bay (Milw. 49,644)	7	29		*Minnesota (83,130)	10	23	
Detroit (46,152)	20	20		Green Bay (Mil. 48,130)	29	21	
*Chicago (78,285)	17	23		Los Angeles (73,610)	28	45	
Philadelphia (57,128)	17	29		*Cleveland (72,794)	17	21	
*Pittsburgh (66,131)	24	14		*Atlanta (75,954)	20	24	
	246	327			266	347	

1969 (5-9)		Saints	Opp.	1972 (2-11-1)		Saints	Opp.
*Washington (73,147)	20	26		Los Angeles (66,303)	14	34	
*Dallas (79,567)	17	21		*Kansas City (70,793)	17	20	
Los Angeles (54,879)	17	36		*San Francisco (69,840)	2	37	
*Cleveland (71,274)	17	27		New York Giants (62,507)	21	45	
*Baltimore (80,636)	10	30		*Atlanta (66,294)	14	21	
Philadelphia (60,658)	10	13		San Francisco (59,167)	20	20	
St. Louis (46,718)	51	42		*Philadelphia (65,554)	21	3	
Dallas (62,282)	17	33		Minnesota (49,784)	6	37	
New York (62,927)	25	24		Atlanta (58,850)	20	36	
*San Francisco (71,448)	43	38		Detroit (53,752)	14	27	
*Philadelphia (72,805)	26	17		*Los Angeles (64,325)	19	16	
Atlanta (57,021)	17	45		New York Jets (62,496)	17	18	
Washington (50,354)	14	17		*New England (64,889)	10	17	
*Pittsburgh (72,256)	27	24		*Green Bay (65,881)	20	30	
	311	393			215	361	

1973 (5-9)		Saints	Opp.	1976 (4-10)		Saints	Opp.
*Atlanta (66,428)	7	62		*Minnesota (58,156)	9	40	
Dallas (52,715)	3	40		*Dallas (61,413)	6	24	
Baltimore (52,293)	10	14		Kansas City (53,918)	27	17	
*Chicago (56,561)	21	16		*Houston (51,973)	26	31	
*Detroit (57,810)	20	13		*Atlanta (51,521)	30	0	
San Francisco (52,629)	0	40		San Francisco (43,160)	3	33	
*Washington (66,315)	19	3		*Los Angeles (51,984)	10	16	
*Buffalo (74,770)	13	0		Atlanta (34,127)	20	23	
Los Angeles (70,358)	7	29		Green Bay (52,936)	27	32	
San Diego (44,356)	14	17		*Detroit (42,048)	17	16	
*Los Angeles (67,192)	13	24		Seattle (61,865)	51	27	
Green Bay (Mil. 47,890)	10	30		Los Angeles (54,906)	14	33	
*San Francisco (62,490)	16	10		New England (53,592)	6	27	
Atlanta (58,850)	10	14		*San Francisco (42,536)	7	27	
	163	312			253	346	

1974 (5-9)		Saints	Opp.	1977 (3-11)		Saints	Opp.
*San Francisco (65,071)	13	17		*Green Bay (56,548)	20	24	
Los Angeles (64,178)	0	24		Detroit (51,548)	19	23	
*Atlanta (62,273)	14	13		Chicago (51,488)	42	24	
Chicago (55,753)	10	24		*San Diego (53,942)	0	14	
Denver (51,706)	17	33		Los Angeles (46,045)	7	14	
Atlanta (58,850)	13	3		St. Louis (48,417)	31	49	
*Philadelphia (64,257)	14	10		*Los Angeles (59,023)	27	26	
Detroit (49,127)	14	19		Philadelphia (53,482)	7	28	
*Miami (74,289)	0	21		*San Francisco (41,564)	7(OT)	10	
*Los Angeles (57,287)	20	7		*Atlanta (43,135)	21	20	
*Pittsburgh (71,907)	7	28		San Francisco (33,702)	17	20	
Minnesota (48,456)	9	29		*New York Jets (40,464)	13	16	
*St. Louis (57,152)	14	0		*Tampa Bay (40,124)	14	33	
San Francisco (49,567)	21	35		Atlanta (36,895)	7	35	
	166	263			232	336	

1975 (2-12)		Saints	Opp.	1978 (7-9)		Saints	Opp.
Washington (54,414)	3	41		*Minnesota (54,187)	31	24	
*Cincinnati (52,531)	0	21		Green Bay (Mil. 54,336)	17	28	
Atlanta (29,444)	7	14		*Philadelphia (49,242)	17	24	
*Green Bay (51,371)	20	19		Cincinnati (40,455)	20	18	
San Francisco (40,990)	21	35		*Los Angeles (61,654)	20	26	
Los Angeles (60,771)	14	38		*Cleveland (50,158)	16	24	
*Atlanta (56,614)	23	7		San Francisco (37,671)	14	7	
Oakland (51,764)	10	48		Los Angeles (47,574)	10	3	
*Minnesota (52,765)	7	20		*New York Giants (58,806)	28	17	
*San Francisco (40,328)	6	16		Pittsburgh (48,525)	14	20	
Cleveland (44,753)	16	17		*Atlanta (70,323)	17	20	
*Los Angeles (39,958)	7	14		Dallas (57,920)	7	27	
*New York Giants (40,150)	14	28		Atlanta (55,121)	17	20	
*Chicago (33,371)	17	42		*San Francisco (50,068)	24	13	
	165	360		*Houston (63,169)	12	17	
				Tampa Bay (51,209)	17	10	
					281	298	

1979 (8-8)	Saints	Opp.
*Atlanta (70,940)	34(OT)	40
Green Bay (53,184)	19	28
*Philadelphia (54,212)	14	26
San Francisco (39,727)	30	21
*New York Giants (51,543)	24	14
*Los Angeles (68,986)	17	35
Tampa Bay (67,640)	42	14
*Detroit (57,428)	17	7
Washington (52,133)	14	10
Denver (74,482)	3	10
*San Francisco (65,551)	31	20
Seattle (60,055)	24	38
Atlanta (42,815)	37	6
*Oakland (65,541)	35	42
*San Diego (61,059)	0	35
Los Angeles (53,879)	29	14
	370	360

1980 (1-15)	Saints	Opp.
*San Francisco (58,621)	23	26
Chicago (62,523)	3	22
*Buffalo (51,154)	26	35
Miami (40,946)	16	21
*St. Louis (45,388)	7	40
*Atlanta (62,651)	14	41
Washington (51,375)	14	22
Los Angeles (59,909)	31	45
*Philadelphia (45,340)	21	34
Atlanta (53,871)	13	31
*Los Angeles (53,488)	7	27
*Minnesota (30,936)	20	23
San Francisco (37,949)	35(OT)	38
New York Jets (38,077)	21	20
*New England (38,277)	27	38
	291	487

1981 (4-12)	Saints	Opp.
Atlanta (57,406)	0	27
*Los Angeles (62,063)	23	17
N.Y. Giants (69,814)	7	20
*San Francisco (44,433)	14	21
*Pittsburgh (64,578)	6	20
*Philadelphia (52,728)	14	31
Cleveland (76,059)	17	20
*Cincinnati (46,336)	17	7
*Atlanta (63,637)	10	41
Los Angeles (61,068)	21	13
Minnesota (45,215)	20	10
Houston (49,581)	27	24
*Tampa Bay (62,209)	14	31
St. Louis (46,923)	3	30
*Green Bay (45,518)	7	35
*San Francisco (43,639)	17	21
	207	378

1982 (4-5)	Saints	Opp.
*St. Louis (58,763)	7	21
Chicago (56,600)	10	0
*Kansas City (39,341)	27	17
San Francisco (51,611)	23	20
*Tampa Bay (61,709)	10	13
Atlanta (39,535)	0	35
Dallas (64,506)	7	21
*Washington (48,667)	10	27
*Atlanta (47,336)	35	6
	129	160

1983 (8-8)	Saints	Opp.
*St. Louis (65,225)	28	17
Los Angeles (45,572)	27	30
*Chicago (64,692)	34(OT)	31
Dallas (62,136)	20	21
*Miami (66,489)	17	7
Atlanta (51,654)	19	17
*San Francisco (68,154)	13	32
Tampa Bay (48,242)	24	21
Buffalo (49,413)	21	27
*Atlanta (67,062)	27	10
San Francisco (40,022)	0	27
*New York Jets (68,606)	28	31
*Minnesota (59,502)	17	16
New England (24,579)	0	7
Philadelphia (45,182)	20(OT)	17
*Los Angeles (70,148)	24	26
	319	337

1984 (7-9)	Saints	Opp.
*Atlanta (66,652)	28	36
*Tampa Bay (54,686)	17	13
San Francisco (57,611)	20	30
*St. Louis (58,723)	34	31
Houston (43,108)	27	10
Chicago (53,752)	7	20
*Los Angeles (63,161)	10	28
Dallas (50,966)	27(OT)	30
Cleveland (52,849)	16	14
*Green Bay (57,426)	13	23
Atlanta (40,590)	17	13
*Pittsburgh (66,005)	27	24
*San Francisco (65,117)	3	35
Los Angeles (49,348)	21	34
*Cincinnati (40,855)	21	24
New York Giants (63,739)	10	3
	298	361

1985 (5-11)	Saints	Opp.
*Kansas City (57,760)	27	47
Denver (74,448)	23	34
*Tampa Bay (45,320)	20	13
San Francisco (58,053)	20	17
*Philadelphia (56,364)	23	21
L.A. Raiders (48,152)	13	23
Atlanta (44,784)	24	31
*New York Giants (54,082)	13	21
Los Angeles (49,030)	10	28
*Seattle (47,365)	3	27
Green Bay (Milw. 52,104)	14	38
Minnesota (54,117)	30	23
*Los Angeles (44,122)	29	3
St. Louis (29,527)	16	28
*San Francisco (46,065)	19	31
*Atlanta (37,717)	10	16
	294	401

1986 (7-9)	Saints	Opp.
*Atlanta (67,950)	10	31
*Green Bay (56,383)	24	10
San Francisco (58,297)	17	26
N.Y. Giants (72,765)	17	20
*Washington (57,317)	6	14
Indianapolis (53,512)	17	14
*Tampa Bay (43,355)	38	7
N.Y. Jets (44,246)	23	28
*San Francisco (53,234)	23	10
*Los Angeles (62,352)	6	0
St. Louis (32,069)	16	7
Los Angeles (58,600)	13	26
*New England (58,259)	20	21
*Miami (64,761)	27	31
Atlanta (39,994)	14	9
Minnesota (51,209)	17	33
	288	287

SAINTS 1987 SUMMER CALENDAR

- July 25 —Rookies and free agents report to training camp at Hammond, Louisiana (Southeastern Louisiana University)
- July 26 —Player Physicals
- July 27 —First practice
- July 30 —Veterans report to training camp
- July 31 —Veteran Physicals
- Aug. 1 —First full-squad practice
- Aug. 8 —Intra-squad scrimmage at Strawberry Stadium, Hammond
- Aug. 9 —Saints travel to Platteville, Wisconsin for practices with Chicago Bears
- Aug. 12 —Saints return to Hammond from Platteville
- Aug. 15 —Saints vs. Minnesota Vikings at Superdome, 7 p.m.
- Aug. 22 —Saints vs. Houston Oilers at Superdome, 7 p.m.
- Aug. 28 —Break camp, return to New Orleans
- Aug. 29 —Saints vs. Pittsburgh Steelers at Superdome, 7 p.m.
- Sept. 1 —Roster reduction to 60 players
- Sept. 3 —Touchdown Club Welcome Saints Luncheon, Hilton Hotel, Noon
- Sept. 4 —Saints at Cincinnati Bengals, 6:35 p.m.
- Sept. 7 —Final roster reduction to 45 players; first regular season workout
- Sept. 13 —NFL regular season opener, Saints vs. Cleveland Browns at Superdome, Noon

Saints Preseason Results

1967(5-1)	Saints	Opp.
Los Angeles (26,364) at Anaheim	7	16
St. Louis (25,500) at Shreveport	23	14
Pittsburgh (35,000) at Baton Rouge	20	17
San Francisco (23,348) at Portland, Ore	24	10
Miami (11,214) at Charleston, S.C	20	17
Atlanta (67,486) at New Orleans	27	14

1968(2-4)	Saints	Opp.
Los Angeles (29,505) at Anaheim	7	21
Boston (57,152) at New Orleans	19	0
Houston (42,734) at Houston	23	24
Cleveland (70,045) at New Orleans	40	27
Atlanta (49,832) at Atlanta	10	16
Minnesota (23,000) at Shreveport	17	20

1969(2-4)	Saints	Opp.
San Diego (31,683) at San Diego	7	10
Denver (28,356) at Denver	28	22
Pittsburgh (40,000) at Baton Rouge	24	34
Atlanta (69,898) at New Orleans	21	17
Houston (79,937) at New Orleans	14	30
Detroit (30,312) at Detroit	7	42

1970(4-2)	Saints	Opp.
Minnesota (17,932) at Canton	14	13
Houston (46,223) at Houston	19	10
Detroit (76,778) at New Orleans	17	31
Boston (32,000) at Jackson	26	20
N.Y. Jets (78,581) at New Orleans	14	27
San Diego (63,904) at New Orleans	20	14

1971(0-6)	Saints	Opp.
Buffalo (35,758) at Buffalo	10	14
Dallas (73,560) at Dallas	21	36
Kansas City (70,459) at New Orleans	7	27
San Diego (35,405) at San Diego	7	22
Philadelphia (60,487) at New Orleans	0	34
Houston (60,971) at New Orleans	17	24

1972(1-4-1)	Saints	Opp.
Philadelphia (53,372) at Philadelphia	13	10
Buffalo (66,762) at New Orleans	21	24
Dallas (81,070) at New Orleans	7	30
San Diego (64,506) at New Orleans	14	16
Pittsburgh (43,302) at Memphis	7	56
Houston (44,571) at Houston	14	14

1973(1-5)	Saints	Opp.
Kansas City (67,216) at Kansas City	6	12
Miami (80,050) at Miami	13	14
Dallas (61,022) at Dallas	14	24
New England (64,131) at New Orleans	6	31
N.Y. Jets (67,434) at New Orleans	17	28
Houston (62,339) at New Orleans	16	10

1974(3-3)	Saints	Opp.
Pittsburgh (45,339) at New Orleans	7	26
Miami (41,524) at Miami	20	45
New England (20,456) at Foxboro	3	7
Dallas (56,563) at New Orleans	16	7
N.Y. Jets (59,829) at New Orleans	24	7
Houston (35,103) at Houston	24	16

1975(2-4)	Saints	Opp.
Houston (72,434) at New Orleans	7	13
Denver (40,089) at New Orleans	24	21
Miami (61,253) at New Orleans	10	20
Baltimore (60,643) at New Orleans	27	3
Pittsburgh (47,341) at Pittsburgh	13	24
Cincinnati (48,453) at Cincinnati	0	20

1976(4-2)	Saints	Opp.
Pittsburgh (56,039) at New Orleans	14	24
Houston (38,675) at Houston	13	10
Buffalo (36,110) at Buffalo	21	14
Baltimore (38,879) at Baltimore	26	OT
Cincinnati (60,044) at New Orleans	13	10
Miami (63,383) at New Orleans	7	20

1977(5-1)	Saints	Opp.
Chicago (55,163) at Chicago	20	14
N.Y. Giants (49,900) at New Orleans	23	7
Buffalo (66,282) at New Orleans	20	17
N.Y. Jets (49,455) at New Orleans	14	20
Miami (39,970) at Miami	17	10
Houston (49,964) at New Orleans	20	16

1978(2-2)	Saints	Opp.
Philadelphia (30,000) at Mexico City	14	7
Miami (54,105) at New Orleans	17	31
Tampa Bay (49,042) at New Orleans	3	14
Houston (49,554) at Houston	17	3

1979(1-3)	Saints	Opp.
Miami (44,704) at Miami	7	14
Chicago (45,085) at New Orleans	6	13
Tampa Bay (49,042) at Tampa	7	14
Houston (54,469) at New Orleans	10	7

1980(1-3)	Saints	Opp.
St. Louis (57,923) at New Orleans	17	13
Houston (43,376) at Houston	17	20
Detroit (49,631) at Detroit	17	40
Miami (50,635) at New Orleans	0	20

1981(3-1)	Saints	Opp.
Baltimore (46,792) at New Orleans	24	23
Houston (67,562) at New Orleans	27	7
Philadelphia (28,001) at Syracuse, N.Y.	6	37
Detroit (52,090) at New Orleans	20	OT 17

1982(1-3)	Saints	Opp.
Houston (44,599) at Houston	20	22
Kansas City (46,585) at New Orleans	6	3
Cleveland (55,689) at New Orleans	17	20
Minnesota (59,810) at Minneapolis	21	24

1983(3-2)	Saints	Opp.
Pittsburgh (23,909) at Canton, Ohio	14	27
Tampa Bay (53,111) at Tampa	17	20
Miami (38,735) at Miami	19	17
Houston (60,430) at New Orleans	20	13
N.Y. Jets (58,176) at New Orleans	17	10

1984(3-1)	Saints	Opp.
Kansas City (34,230) at Kansas City	34	20
Atlanta (58,502) at New Orleans	31	21
Houston (45,522) at Houston	31	19
Washington (52,040) at New Orleans	9	14

1985(1-3)	Saints	Opp.
New England (27,014) at New England	32	20
Houston (53,491) at New Orleans	20	23
Tampa Bay (49,337) at New Orleans	10	14
San Diego (40,462) at San Diego	20	21

1986(2-2)	Saints	Opp.
Denver (47,408) at Denver	10	7
New England (54,364) at New Orleans	34	38
Houston (38,617) at Houston	13	24
Kansas City (47,945) at New Orleans	13	10

Saints Standings

1967	Capitol Division, 4th place
Dallas	9 5 0 .643
Philadelphia	6 7 1 .462
Washington	5 6 3 .455
New Orleans	3 11 0 .214

1968	Century Division, 3rd place
Cleveland	10 4 0 .714
St. Louis	9 4 1 .692
New Orleans	4 9 1 .308
Pittsburgh	2 11 1 .154

1969	Capitol Division, 3rd place
Dallas	11 2 1 .846
Washington	7 5 2 .583
New Orleans	5 9 0 .357
Philadelphia	4 9 1 .308

1970	Western Division, 4th place
San Francisco	10 3 1 .769
Los Angeles	8 5 1 .615
Atlanta	4 8 2 .333
New Orleans	2 11 1 .154

1971	Western Division, 4th place
San Francisco	9 5 0 .643
Los Angeles	8 5 1 .615
Atlanta	7 6 1 .538
New Orleans	4 8 2 .333

1972	Western Division, 4th place
San Francisco	9 5 0 .615
Atlanta	7 7 0 .500
Los Angeles	6 7 1 .464
New Orleans	2 11 1 .154

1973	Western Division, 3rd place
Los Angeles	12 2 0 .857
Atlanta	9 5 0 .643
New Orleans	5 9 0 .357
San Francisco	5 9 0 .357

1974	Western Division, 3rd place
Los Angeles	10 4 0 .714
San Francisco	6 8 0 .429
New Orleans	5 9 0 .357
Atlanta	3 11 0 .214

1975	Western Division, 4th place
Los Angeles	12 2 0 .857
San Francisco	5 9 0 .357
Atlanta	4 10 0 .286
New Orleans	2 12 0 .143

1976	Western Division, 3rd place
Los Angeles	10 3 1 .750
San Francisco	8 6 0 .571
New Orleans	4 10 0 .286
Atlanta	4 10 0 .286
Seattle	2 12 0 .143

1977	Western Division, 4th place
Los Angeles	10 4 0 .714
Atlanta	7 7 0 .500
San Francisco	5 9 0 .357
New Orleans	3 11 0 .214

1978	Western Division, 3rd place
Los Angeles	12 4 0 .750
Atlanta	9 7 0 .563
New Orleans	7 9 0 .438
San Francisco	2 14 0 .125

1979	Western Division, 2nd place
Los Angeles	9 7 0 .563
New Orleans	8 8 0 .500
Atlanta	6 10 0 .375
San Francisco	2 14 0 .125

1980	Western Division, 4th place
Atlanta	12 4 0 .750
Los Angeles	11 5 0 .687
San Francisco	6 10 0 .375
New Orleans	1 15 0 .062

1981	Western Division, 4th place
San Francisco	13 3 0 .813
Atlanta	7 9 0 .438
Los Angeles	6 10 0 .375
New Orleans	4 12 0 .250

1982	Western Division, 2nd place
Atlanta	5 4 0 .556
New Orleans	4 5 0 .444
San Francisco	3 6 0 .333
Los Angeles	2 7 0 .222

1983	Western Division, 3rd place
San Francisco	10 6 0 .625
Los Angeles	9 7 0 .563
New Orleans	8 8 0 .500
Atlanta	7 9 0 .438

1984	Western Division, 3rd place
San Francisco	15 1 0 .938
Los Angeles	10 6 0 .625
New Orleans	7 9 0 .438
Atlanta	4 12 0 .250

1985	Western Division, 3rd place
Los Angeles	11 5 0 .687
San Francisco	10 6 0 .625
New Orleans	5 11 0 .313
Atlanta	4 12 0 .250

1986	Western Division, 4th place
San Francisco	10 5 1 .656
Los Angeles	10 6 0 .625
Atlanta	7 8 1 .469
New Orleans	7 9 0 .438

SAINTS DRAFT CHOICES

1967

- 1a. traded to Baltimore
- 1b. Leslie Kelley, rb Alabama
- 2a. James (Bo) Burris, s Houston
- 2b. John Gilliam, rb South Carolina St.
- 2c. David Rowe, de Penn St.
- 3a. traded to Baltimore
- 3b. Del Williams, g Florida St.
- 3c. Ben Hart, wr Oklahoma
- 4a. Ron Widby, p Tennessee
- 4b. Bill Carr, c Florida
- 4c. Tom Stangle, t Dayton
- 5a. Don McCall, rb USC
- 5b. John Douglas, cb Texas Southern
- 6a. John Harvey, g Kansas
- 6b. Charles (Bo) Wood, lb North Carolina
- 7a. Gary Hertzog, g Williamette
- 7b. Bob McKelvey, lb Northwestern
- 8a. Sam Harris, te Colorado
- 8b. Barry Siler, lb Albion
- 9a. Tim Lavens, te Idaho
- 9b. Eugene Ross, cb Oklahoma
- 10a. Charles Brown, rb Missouri
- 10b. Roosevelt Robertson, te North Carolina College
- 11a. Jim Benson, g Florida
- 11b. Bernard Corbin, cb Alabama A&M
- 12a. Ronnie Pack, g Texas Tech
- 12b. John Robinson, wr Tennessee A&I
- 13a. Bill Stetz, lb Boston College
- 13b. Gary Grossnickle, s Missouri
- 14a. Jim Hester, te North Carolina
- 14b. George Stetter, cb Virginia
- 15a. John Snow, dt Wake Forest
- 15b. Darrell Johnson, rb Lamar
- 16a. Marcus Rhoden, wr Mississippi St.
- 16b. Bruce Cortez, cb Parsons College
- 17a. Dan Abramowicz, wr Xavier (Ohio)
- 17b. Billy Bob Stewart, lb SMU
- (choice acquired from Baltimore)
- 17c. Jim Walker, s Providence

1968

- 1a. traded to Green Bay
- 1b. Kevin Hardy, de Notre Dame
- (choice acquired from Minnesota)
2. choice to Los Angeles for joining scouting combine
3. Dave Szmakowski, wr West Texas St.
- 4a. Willie Crittendon, dt Tulsa
- 4b. Dan Sartin, g Mississippi
5. Ronnie Lee South, qb Arkansas
6. traded to San Francisco

- 7a. Ray Phillips, g Michigan
- (choice acquired from Detroit)
- 7b. Eugene Howard, cb Langston
8. Dick Swatland, g Notre Dame
9. Joe Blake, g Tulsa
10. Doug Robinson, s Iowa State
11. Bennie Blocker, rb South Carolina St.
12. John Beck, cb San Diego St.
13. Kayo Trepanier, t Montana St.
14. Herbert Covington, rb Memphis St.
15. Wilmer Cooks, rb Colorado
16. Elie Ghattas, g Ball St.
17. Jim Ferguson, lb USC

1969

- 1a. traded to San Francisco
- 1b. John Shinniers, G Xavier (Ohio)
- (choice acquired from Minnesota)
- 2a. traded to Baltimore
- 2b. Richard Neal, de Southern
- (choice acquired from St. Louis)
3. traded to Detroit
- 4a. Dennis Hale, s Minnesota
- 4b. Bob Hudspeth, t Southern Illinois
- (choice acquired from Dallas)
- 5a. Tony Kyasky, s Syracuse
- 5b. Keith Christensen, t Kansas
- (choice acquired from New York Giants)
6. Bob Miller, te USC
7. traded to Baltimore
8. Jim Lawrence, wr USC
9. Joe Owens, lb Alcorn A&M
10. McKinley Reynolds, rb Hawaii
11. Tommy Morel, wr LSU
12. Tom Broadhead, rb Santa Barbara St.
13. Joe Robillard, cb Linfield (Oregon)
14. Gary Loyd, p California Lutheran
15. Bill Waller, wr Xavier (Ohio)
16. Edd Hargett, qb Texas A&M
17. Chico Kurzwaski, s Northwestern

1970

1. Ken Burrough, wr Texas Southern
2. traded to Cleveland
3. Clovis Swinney, de Arkansas St.
4. Delles Howell, cb Grambling
- 5a. Glenn Cannon, s Mississippi
- (choice acquired from Chicago)
- 5b. traded to Washington
- 5c. Steve Ramsey, qb North Texas St.
- (choice acquired from Los Angeles)
6. Mel Easley, cb Oregon St.

7. Lon Woodard, de San Diego St.
8. Lawrence Estes, de Alcorn A&M
9. Jim Otis, rb Ohio St.
10. Jim Brumfield, rb Indiana St.
11. Gary Klar, lb Arizona
12. Willie Davenport, cb Southern
13. selection declared ineligible
14. Doug Sutherland, de Wisconsin-Superior
15. Jim Vest, de Washington St.
16. Cliff Gasper, dt Grambling
17. Doug Wyatt, s Tulsa

1971

1. Archie Manning, qb Mississippi
- 2a. traded to Chicago
- 2b. Sam Holden, t Grambling
- (choice acquired from Houston)
3. Bivian Lee, cb Prairie View
- 4a. traded to Dallas
- 4b. Carlos Bell, te Houston
- 4c. Wimpy Winther, c Mississippi
- (choice acquired from Washington)
- 4d. D'artagnan Martin, cb Kentucky St.
- 4e. Don Morrison, t Texas-Arlington
5. traded to Pittsburgh
6. Don Morehead, rb Michigan
- 7a. Larry DiNardo, g Notre Dame
- 7b. Bob Newland, wr Oregon
- (choice acquired from Kansas City)
- 8a. traded to Pittsburgh
- 8b. James Elder, cb Southern
- (choice acquired from Washington)
- 8c. Bob Gresham, rb West Virginia
- (choice acquired from Oakland)
9. Tom Williams, s Williamette
10. Rocky Pamplin, rb Hawaii
11. Bob Pollard, de Weber St.
12. Ron Gathright, cb Morehead St.
13. Don Burchfield, te Ball St.
14. Bobby Scott, qb Tennessee
15. Bart Graves, de Tulane
16. Craig Robinson, t Houston
17. Hermann Eban, wr Oklahoma St.

1972

1. Royce Smith, g Georgia
- 2a. traded to Oakland
- 2b. Willie Hall, lb USC
- 3a. Bob Kuziel, c Pittsburgh
- 3b. Tom Myers, s Syracuse
- 4a. Mike Crangle, de Tennessee-Martin
- 4b. Joe Federspiel, lb Kentucky
- (choice acquired from Kansas City)
- 4c. Mike Coleman, de Knoxville College
- 5a. Bill Butler, rb Kansas St.
- (choice acquired from Green Bay)
- 5b. Carl Johnson, t Nebraska
- 5c. Bo Davies, s South Carolina
- (choice acquired from Baltimore)
- 6a. Wayne Dorton, g Arkansas St.

- 6b. Curt Watson, rb Tennessee
- (choice acquired from Oakland)
7. Ernie Jackson, cb Duke
8. Ron Vinson, wr Abilene Christian
9. Kent Branstetter, dt Houston
10. Andy Kupp, g Idaho
11. Paul Dongieux, lb Mississippi
12. Steve Lockhart, te Arkansas St.
13. Cephus Weatherspoon, wr Ft. Lewis
14. Steve Barrios, wr Tulane
15. Rusty Lachaussee, qb Tulane
16. Joe Balthrop, g Tennessee
17. Dick Graham, wr Oklahoma St.

1973

1. traded to Baltimore
- 2a. Derland Moore, de Oklahoma
- 2b. Steve Baumgartner, de Purdue
- (choice acquired from New York Jets)
- 3a. traded to Washington
- 3b. Pete Van Valkenburg, rb Brigham Young
- (choice acquired from New York Jets)
- 4a. traded to Detroit
- 4b. Jim Merlo, lb Stanford
- (choice acquired from Baltimore)
5. traded to Denver
- 6a. traded to Washington
- 6b. Marty Shufford, rb Arizona
7. Billy Cahill, s Washington
- 8a. Bob Peterson, g Utah
- 8b. Doug Winslow, wr Drake
- (choice acquired from Washington)
9. Mike Fink, cb Missouri
10. Jeff Horsley, rb North Carolina Central
11. James Owens, rb Auburn
12. Paul Orndorff, te Tampa
13. Richard Watkins, dt Weber St.
14. Paul Fersen, t Georgia
15. Mike Evenson, c North Dakota St.
16. Howard Stevens, rb Louisville
17. Bobby Garner, te Winston-Salem

1974

1. Rick Middleton, lb Ohio St.
- (swapped #1 choices from Detroit)
2. Paul Seal, te Michigan
3. traded to Cincinnati
- 4a. traded to Minnesota
- 4b. Rod McNeil, rb USC
- 5a. traded to Cincinnati
- 5b. Joel Parker, wr Florida
- (choice acquired from San Francisco)
- 5c. Terry Schmidt, cb Ball St.
- (choice acquired from Atlanta)
6. traded to Detroit
7. traded to Minnesota
8. Alvin Maxson, rb SMU
9. Phil LaPorta, t Penn St.
- 10a. Frosty Anderson, wr Nebraska
- (choice acquired from Houston)

- 10b. Tommy Thibodeaux, g Tulane
11. Kent Merritt, wr Virginia
12. James Buckmon, de Pittsburgh
13. Mike Truax, lb Tulane
14. Kent Marshall, s TCU
15. Larry Cipa, qb Michigan
16. Don Coleman, lb Michigan
17. Marvin Williams, wr Western Illinois

1975

- 1a. Larry Burton, wr Purdue
- 1b. Kurt Schumacher, g Ohio St.
(choice acquired from Jets for Billy Newsome)
2. Lee Gross, c Auburn
- 3a. Andrew Jones, rb Washington St.
(choice acquired from Minnesota)
- 3b. Elois Grooms, de Tennessee Tech
- 4a. traded to San Francisco
- 4b. John Starkebaum, s Nebraska
(choice acquired from Philadelphia)
5. traded to Chicago
6. Mike Lemon, lb Kansas
7. Steve Rogers, rb LSU
8. traded to St. Louis
9. Mike Strachan, rb Iowa St.
10. Chuck Heater, rb Michigan
11. Danny Lee, p N.E. Louisiana
12. Ron Gustafson, wr North Dakota St.
13. Jim Upchurch, rb Arizona
14. Randy Rhino, cb Georgia Tech
15. Grant Burget, rb Oklahoma
16. Mike McDonald, lb Catawba
17. Greg Westbrook, lb Colorado

1976

1. Chuck Muncie, rb California
2. Tony Galbreath, rb Missouri
3. Bob Simmons, t Texas
4. Tinker Owens, wr Oklahoma
5. Scott Parrish, t Utah St.
6. Terry Steve, g Wisconsin
7. Ed Bauer, g Notre Dame
8. Craig Cassidy, db Ohio St.
9. Warren Peiffer, dt Iowa
10. Junior Hardin, lb Eastern Kentucky
11. Greg Kokal, qb Kent St.
12. Milton Butts, t North Carolina St.
13. Kenny Downing, db Missouri
14. Rich Hucke, de Western Montana
15. Steve Seminoff, dt Wichita St.
16. Gene Jones, t Bowling Green
17. Scott McDonald, te West Virginia

1977

1. Joe Campbell, de Maryland
2. Mike Fultz, dt Nebraska
3. Robert Watts, lb Boston College

4. traded to Los Angeles for LB Ken Bordelon
- 5a. Dave Lafary, t Purdue
- 5b. Dave Hubbard, t Brigham Young
(choice acquired from Baltimore)
- 6a. Cliff Parsley, p Oklahoma St.
- 6b. Tom Schick, g Maryland
(choice acquired from Los Angeles)
7. Greg Boykin, rb Northwestern
8. Jimmy Stewart, s Tulsa
9. Dave Knowles, t Indiana
10. Rafael Septien, k S.W. Louisiana
11. John Blain, t San Jose St.
12. Oakley Dalton, dt Jackson St.

1978

1. Wes Chandler, wr Florida
2. James Taylor, t Missouri
3. Barry Bennett, dt Concordia (Minn.)
4. Don Schwartz, s Washington St.
5. Eric Felton, cb Texas Tech
- 6a. Mike Rieker, qb Lehigh
- 6b. Francis Chesley, lb Wyoming
7. traded to New York Jets for de Richard Neal
8. Brooks Williams, te North Carolina
9. Richard Carter, cb North Carolina St.
10. traded to New York Giants for lb Pat Hughes
- 11a. Nathan Besaint, dt Southern
- 11b. David Riley, rb West Virginia
(choice acquired from Seattle)
12. Larry Hardy, te Jackson St.

1979

1. Russell Erxleben, k-p Texas
2. Reggie Mathis, lb Oklahoma
3. traded to Miami as compensation for signing DE Don Reese
4. Jim Kovach, lb Kentucky
5. Harlan Huckleby, rb Michigan
6. Ricky Ray, cb Norfolk St.
7. Stan Sysma, lb Minnesota
8. Doug Panfil, g Tulsa
9. traded to Kansas City for dt Keith Simons
10. traded to Oakland for LB Floyd Rice
11. David Hall, wr Missouri-Rolla
12. Kelsey Finch, rb Tennessee

1980

1. Stan Brock, t Colorado
2. David Waymer, cb Notre Dame
3. traded to Minnesota for T Steve Riley
4. Mike Jolly, db Michigan
5. traded to Minnesota for T Steve Riley
6. Lester Boyd, lb Kentucky
7. Mike Morucci, rb Bloomsburg St.
8. Chuck Evans, lb Stanford
9. Frank Mordica, rb Vanderbilt
10. Tanya Webb, de Michigan St.
11. George Woodard, rb Texas A&M
12. Kiser Lewis, lb Florida A&M

1981

1. George Rogers, rb South Carolina
- 2a. Russell Gary, db Nebraska
- 2b. Rickey Jackson, lb Pittsburgh
(choice acquired from San Diego)
- 3a. Frank Warren, de Auburn
- 3b. Hobby Brenner, te USC
(choice acquired from Minnesota)
4. traded to Miami for qb Guy Benjamin
- 5a. Louis Oubre, g Oklahoma
- 5b. Jerry Boyarsky, nt Pittsburgh
(choice acquired from Minnesota)
- 6a. Nat Hudson, g Georgia
- 6b. Johnnie Poe, cb Missouri
(choice acquired from Oakland)
- 6c. Glen Redd, lb Brigham Young
7. Kevin Williams, wr USC
- 8a. traded to New England for g Sam Adams
- 8b. Gene Gladys, lb Penn St.
(choice acquired from Buffalo)
- 8c. Kevin Evans, db Arkansas
(choice acquired from San Diego)
9. Toussaint Tyler, rb Washington
10. Hokie Gajan, rb LSU
11. Lester Mickens, wr Kansas
12. Jim Wilks, dt San Diego St.

1982

1. Lindsay Scott, wr Georgia
2. Brad Edelman, c Missouri
- 3a. Rodney Lewis, cb Nebraska
- 3b. Eugene Goodlow, wr Kansas St.
(choice acquired from Minnesota)
- 3c. Kenny Duckett, wr Wake Forest
(choice acquired from Washington)
- 3d. John Krimm, db Notre Dame
(choice acquired from San Diego)
4. Morten Andersen, k Michigan St.
5. Tony Elliott, nt North Texas St.
6. Marvin Lewis, rb Tulane
7. to Miami for qb Guy Benjamin
8. Chuck Slaughter, t South Carolina
- 9-12. traded to Washington

1983

1. traded to Green Bay for de Bruce Clark
2. Steve Korte, g Arkansas
- 3a. John Tice, te Maryland
- 3b. Cliff Austin, rb Clemson
(choice acquired from St. Louis)
4. traded to Buffalo
5. Gary Lewis, dt Oklahoma St.
6. to Cincinnati for te Don Bass
7. to Kansas City for lb Whitney Paul
8. David Greenwood, db Wisconsin
- 9-12. traded to New England

1984

1. traded to New York Jets for qb Richard Todd
2. James Geathers, dt Wichita St.

- 3a. Terry Hoage, db Georgia
(choice acquired from Buffalo)
- 3b. Tyrone Anthony, rb North Carolina
- 4a. to Denver for g Kelvin Clark
- 4b. Joel Hilgenberg, c Iowa
(choice acquired from New England)
5. Jitter Fields, kr Texas
6. Don Thorp, nt Illinois
7. traded to Raiders for past consideration
8. Clemon Terrell, rb Southern Mississippi
9. Brian Hansen, p Sioux Falls College
10. Paul David Gray, lb Western Kentucky
11. Michel Bourgeau, de Boise St.
12. Byron Nelson, t Arizona

1985

1. traded to Houston for rb Earl Campbell
1. Alvin Toles, lb Tennessee
2. Daren Gilbert, t Cal St.-Fullerton
3. Jack Del Rio, lb USC
4. Billy Allen, db Florida State
5. To Washington in George Rogers trade
6. to Atlanta for te Junior Miller
7. Eric Martin, wr LSU
8. Joe Kohlbrand, lb Miami
9. Earl Johnson, db South Carolina
10. To Washington in George Rogers trade
11. To Washington in George Rogers trade
12. Treg Songy, db Tulane

1986

1. Jim Dombrowski, t Virginia
2. Dalton Hilliard, rb LSU
- 3a. Rueben Mayes, rb Washington St.
(choice acquired from Tampa Bay)
- 3b. Pat Swilling, lb Georgia Tech
- 3c. Barry Word, rb Virginia
(choice acquired from Indianapolis)
4. Kelvin Edwards, wr Liberty Baptist
5. Reggie Sutton, cb Miami
6. Robert Thompson, wr Youngstown St.
7. Gill Fenerty, rb Holy Cross
8. Filipo Mokofisi, lb Utah
9. Merlon Jones, lb Florida A&M
10. Jonathan Dumbauld, de Kentucky
11. Patrick Swoopes, nt Mississippi St.
12. Sebastian Brown, wr Bethune-Cookman

1987

1. Shawn Knight, de Brigham Young
2. Lonzell Hill, wr Washington
3. Michael Adams, cb Arkansas State
4. Steve Trapilo, g Boston College
5. Milton Mack, db Alcorn State
6. Thomas Hensley, wr Stanford
7. Gene Atkins, cb Florida A&M
8. Toi Cook, cb Stanford
9. Scott Leach, lb Ohio State
10. Robert Clark, wr North Carolina Central
11. Arthur Wells, te Grambling
12. Tryone Sorrells, g Georgia Tech

SAINTS ALUMNI ROSTER

COACHES

Amades Lynn—LSU	1973
Barnes, Billy—Wake Forest	1969-70, 1975
Beake John—Trenton St.	1976-77
Beard, Ed—Tennessee	1978-80
Biles, Ed—Miami (Ohio)	1969-70
Buchanan Buck—Grambling	1971-72
Campbell, Whitey—Miami	1978-80
Champion, Jim—Miss. St.	1971-72
Cummings, Bob—Vandrbilt	1973-75
Dickson, George—Notre Dame	1968-70
Ecklund, Brad—Oregon	1968-70
Erkenbeck, Jim—San Diego St.	1986
Everest, Andy—Texas-El Paso	1981-85
Faulkner, Jack—Miami (Ohio)	1967-69
Fears, Tom—UCLA	1967-70
Franklin, Chet—Utah	1978-79
Garrett, Jim—Utah State	1976-77
Glick, Fred—Colorado State	1980
Hatley, Mark—Oklahoma St.	1985
Hefferle, Ernie—Duquesne	1975
Heinrich, Don—Washington	1969-70
Hewley, Wimp—Wyoming	1974-75
Hill, Bob—Jackson State	1978-79
Hill, King—Rice	1981-85
Hughes, Ed—Tulsa	1978-80
Khayat, Ed—Tulane	1967-70
Kottke, Rich—Wagner	1977
Ledbetter, Bob—Miss. Industrial	1974-75
Levra, John—Pittsburgh (Kan.)	1981-85
McHan, Lamar—Arkansas	1974-75
Matuszak, Marv—Tulsa	1971-73
Mauck, Carl—Southern Illinois	1982-85
Nicolau, Nick—Southern Connecticut	1980
Nolan, Dick—Maryland	1977-80
North, John—Vanderbilt	1973-75
Phillips, Jim (Red)—Auburn	1973-75
Phillips, O.A. (Bum)—S.F. Austin	1981-85
Phillips, Wade—Houston	1981-85
Pratt, Tom—Miami	1978-80
Riecke, Lou—LSU	1980
Roberts, J.D.—Oklahoma	1967-68, 1971-73
Roy, Alvin—LSU	1976-77
Royer, Jim—Navy	1970-72
Rutigliano, Sam—Tulsa	1976-77
Shaw, Bob—Ohio State	1967-68
Shipp, Ken—Middle Tenn. St.	1971-72
Shively, Doug—Kentucky	1974-76
Smith, Jerry—Wisconsin	1969-70
Spencer, Joe—Oklahoma St.	1981-85
Stanfel, Dick—San Francisco	1976-80
Stram, Hank—Purdue	1976-77
Tate, Charlie—Florida	1971
Van Zandt, Lance—Lamar	1981-84
White, Dixie—Texas Tech	1973
Whitehead, Bud—Florida St.	1971-75
Wiggin, Paul—Stanford	1978-79
Wood, Dick—Auburn	1976-77
Yow, John Paul—Texas-El Paso	1981-85
Yowsarky, Walt—Kentucky	1967-68
Zapalac, Willie—Texas A&M	1981-85

PLAYERS

A

Abramowicz, Dan (WR)—Xavier	1967-73
Absher, Dick (LB)—Maryland	1969-71
Adams, Sam (G)—Prairie View A&M	1981
Adkins, Margene (WR)—Henderson, J.C.	1972
Anderson, Dick (T)—Ohio State	1967
Anderson, Gary (G)—Stanford	1978
Anthony, Tyrone (RB)—North Carolina	1984-85
Askson, Bert (TE)—Texas Southern	1973
Athas, Pete (S)—Tennessee	1976
Atkins, Doug (DE)—Tennessee	1967-69
Austin, Cliff (RB)—Clemson	1983

B

Baker, Melvin (WR)—Michigan	1975
Baker, Tony (RB)—Iowa State	1968-71
Banks, Gordon (WR)—Stanford	1980-81
Barnwell, Malcolm (WR)—Virginia Union	1985
Barrington, Tom (RB)—Ohio State	1967-70
Bass, Don (TE)—Houston	1982
Baumgartner, Steve (DE)—Purdue	1973-76
Beasley, John (TE)—U. of Calif.	1973-74
Bell, Carlos (TE)—Houston	1971
Benjamin, Guy (QB)—Stanford	1980
Bennett, Monte (DT)—Kansas State	1981
Blanchard, Tom (P)—Oregon	1974-78
Boeke, Jim (T)—Heidelberg	1968
Bordelon, Ken (LB)—LSU	1975-83
Bosarge, Wade (DB)—Tulsa	1977
Boyarsky, Jerry (NT)—Pittsburgh	1981
Boyd, Greg (S)—Arizona	1974
Boykin, Greg (RB)—Northwestern	1977
Brewer, Johnny (LB)—Ole Miss	1968-70
Brown, Bob (TE)—Alcorn A&M	1972-73
Brown, Charlie (RB)—Missouri	1967-68
Brown, Ray (SS)—West Texas St.	1978-80
Burchfield, Don (TE)—Ball State	1971
Burke, Vern (TE)—Oregon State	1967
Burkett, Jackie (LB)—Auburn	1967-70
Burns, Ed (QB)—Nebraska	1978-80
Burns, Bo (S)—Houston	1967-69
Burrough, Ken (WR)—Texas Southern	1970
Burton, Larry (WR)—Purdue	1975-77
Butler, Bill (RB)—Kansas State	1972-74
Butler, Skip (K)—Texas-Arlington	1971

C

Carr, Tom (DE)—Morgan State	1968
Campbell, Earl (RB)—Texas	1984-85
Campbell, Joe (DE)—Maryland	1977-80
Cassady, Craig (DB)—Ohio St.	1976-77
Caster, Rich (TE)—Jackson St.	1981
Chambers, Rusty (LB)—Tulane	1976
Chandler, Wes (WR)—Florida	1978-81
Chapman, Clarence (CB)—East. Mich.	1976-80
Chapman, Gil (WR)—Michigan	1975
Childs, Henry (TE)—Kansas	1974-80
Cipa, Larry (QB)—Michigan	1974-75
Clark, Kelvin (G)—Nebraska	1982-85
Cody, Bill (LB)—Auburn	1967-70
Colchico, Dan (DE)—San Jose State	1969
Coleman, Don (LB)—Michigan	1974-75

Collins, Larry (RB)—Texas A&I	1980
Colman, Wayne (LB)—Temple	1969-76
Coombs, Larry (C)—Idaho	1980
Cordileone, Lou (DT)—Clemson	1967-68
Cordill, Ollie (P)—Memphis State	1969
Cortez, Bruce (CB)—Parsons	1967
Crangle, Mike (DE)—Tennessee-Martin	1972
Creech, Bob (LB)—TCU	1973
Crist, Chuck (S)—Penn St.	1975-77
Croom, Sylvester (C)—Alabama	1975
Crosby, Ron (LB)—Penn St.	1978
Cunningham, Carl (LB)—Houston	1971
Cuzzo, Gary (QB)—Virginia	1967

D

Dalton, Oakley (DT)	1977
Davis, Bob (QB)—Virginia	1973
Davis, Dave (WR)—Tenn. St.	1974
Davis, Dick (RB)—Nebraska	1970
Davis, Norman (G)—Grambling	1969
Davis, Ted (LB)—Georgia Tech	1967-69
DeGrenier, Jack (RB)—Texas-Arlington	1974
Dampsey, Tom (K)—Palomar Jr. Col.	1969-70
Didion, John (LB-C)—Oregon St.	1971-74
Dobler, Conrad (G)—Wyoming	1978-79
Dodd, Al (WR)—Northwestern La.	1969-71
Dorris, Andy (DE)—New Mexico St.	1973-76
Douglas, John (CB)—Texas Southern	1967-68
Douglass, Bobby (QB)—Kansas	1976-77
Dunkett, Kenny (WR)—Wake Forest	1983-84
Dunbar, Jubilee (WR)—Southern U.	1973
Durkee, Charlie (K)—Okla. St.	1967-68, 1971-72
Dusenberry, Bill (RB)—J. C. Smith	1970

E

Emanuel, Frank (LB)—Tennessee	1970
Erleben, Russell (K-P)—Texas	1979-83
Estes, Lawrence (DE)—Alcorn A&M	1970-71
Evans, Chuck (LB)—Stanford	1980-81

F

Fagan, Julian (P)—Ole Miss	1970-72
Farasopolos, Chris (S)—Brigham-Young	1974
Farber, Hap (LB)—Ole Miss	1970
Federspiel, Joe (LB)—Kentucky	1972-80
Feller, Happy (K)—Texas	1972-73
Felton, Eric (CB)—Texas Tech	1978-80
Ferson, Paul (T)—Georgia	1973-74
Ferguson, Jim (LB)—USC	1968
Fichtner, Ross (S)—Purdue	1968
Fields, Jitter (PR)—Texas	1984
Filer, Bill (G)—West Texas State	1978
Fink, Mike (CB)—Missouri	1973
Finnie, Roger (T)—Florida A&M	1978
Ford, James (RB)—Texas Southern	1971-72
Fraser, Jim (P)—Wisconsin	1968
Fritsch, Tony (K)—None	1982
Fuller, Johnny (S)—Lamar	1973-75
Fultz, Mike (DT)—Nebraska	1977-80

G

Galbreath, Tony (RB)—Missouri	1977-80
Garrett, Len (TE)—New Mex. Highlands	1973-75
Garcia, Jim (DE)—Purdue	1967
Gary, Russell (SS)—Nebraska	1981-86
Gibbs, Donnie (P)—T.C.U.	1974
Gilliam, John (WR)—S. Carolina St.	1967-68, 1977

Granger, Hoyle (RO)—Miss. State	1971
Gray, David (DB)—East Los Angeles	1979
Gray, Kevin (DB)—Eastern Illinois	1982
Gray, Leon (T)—Jackson State	1982-83
Green, Arthur (RB)—Albany State	1972
Green, Sammy (LB)—Florida	1980
Gresham, Bob (RB)—West Virginia	1971-72
Grooms, Elio (DE)—Tennessee Tech	1975-81
Gros, Earl (RB)—LSU	1970
Gross, Lee (C)—Auburn	1975-77
Groth, Jeff (WR)—Bowling Green	1981-85
Gwinn, Ross (G)—Northwestern La.	1968

H

Hall, Tom (WR)—Minnesota	1967
Hall, Willie (LB)—USC	1972-73
Hamilton, Andy (WR)—LSU	1975
Harding, Greg (DB)—Nicholls St.	1984
Hardy, Larry (TE)—Jackson St.	1978-85
Hargett, Edd (QB)—Texas, A&M	1969-72
Harris, Bill (RB)—Colorado	1971
Harris, Ike (WR)—Iowa	1978-81
Hart, Ben (S)—Oklahoma	1967
Hart, Jeff (T)—Oregon St.	1976
Hart, Tommy (DE)—Morris Brown	1979-80
Harvey, George (G)—Kansas	1967
Havrilak, Sam (WR)—Bucknell	1974
Hayes, Billie (CB)—San Diego St.	1972
Hazelton, Major (DB)—Florida A&M	1970
Heidel, Jimmy (S)—Ole Miss	1967
Herrmann, Don (WR)—Waynesburg St.	1975-77
Hester, Jim (TE)—North Dakota	1967-69
Hester, Ray (LB)—Tulane	1971-72
Hill, John (C)—Lehigh	1975-84
Hines, Glen Ray (T)—Arkansas	1971-72
Hoage, Terry (DB)—Georgia	1984-85
Hodge, Milford (DE)—Washington State	1986
Holden, Sam (T)—Grambling	1971
Hollas, Hugo (S)—Rice	1970-72
Holloway, Stan (LB)—California	1980
Holmes, Jack (RB)—Texas Southern	1978-82
Howard, Gene (CB)—Langston	1968-70
Howell, Delle (CB)—Grambling	1970-72
Huard, John (LB)—Maine	1971
Hubbard, Dave (T)—BYU	1977
Hudson, Nat (G)—Georgia	1981
Hughes, Pat (LB)—Boston U.	1977-79
Hunt, Kevin (T)—Doane	1978
Hurley, Bill (DB)—Syracuse	1982-83
Hyatt, Fred (WR)—Auburn	1973

J

Jackson, Ernie (CB)—Duke	1972-77
Jacobs, Harry (LB)—Bradley	1970
Johnson, Bennie (CB)—J. C. Smith	1976
Johnson, Bobby (DB)—Texas	1983-84
Johnson, Carl (G)—Nebraska	1972-73
Johnson, Earl (CB)—South Carolina	1985
Jones, Andrew (RB)—Washington St.	1975
Jones, Jerry (T)—Bowling Green	1967-69
Jones, Kim (FB)—Colorado St.	1977-79
Jordan, Jimmy (RB)—Florida	1967
Jurich, Tom (K)—No. Arizona	1978

K

Kearney, Jim (S)—Prairie View	1976
Kelley, Les (RB)—Alabama	1967-69
Kelly, Mike (TE)—Davidson	1973

Kilmer, Billy (QB)—UCLA 1967-70
 Kimbrough, Elbert (S)—Northwestern 1968
 Kingree, Rick (LB)—Tulane 1973-77
 Knafele, Greg (TE)—Notre Dame 1983
 Knowles, David (T)—Indiana 1977
 Kopay, Dave (LB)—Washington 1971
 Kovach, Jim (LB)—Kentucky 1979-85
 Kramer, Kent (TE)—Minnesota 1967
 Krimm, John (S)—Notre Dame 1982-83
 Kupp, Jake (G)—Washington 1967-75
 Kuziel, Bob (C)—Pittsburgh 1972

L

Lafary, Dave (T)—Purdue 1977-85
 LaGrade, Morris (RB)—Tampa 1975
 LaPorta, Phil (T)—Penn State 1974-75
 Laufenberg, Babe (QB)—Indiana 1986
 Lawson, Odell (RB)—Langston 1973-74
 Lee, Bivian (CB)—Prairie View 1971-75
 Leggett, Earl (DT)—LSU 1967-68
 Lemon, Mike (LB)—Kansas 1975
 Lewis, Gary (RB)—Arizona State 1970
 Lewis, Gary (NT)—Oklahoma State 1983
 Lewis, Marvin (RB)—Tulane 1982
 Lewis, Reggie (DE)—San Diego State 1983-84
 Lewis, Rodney (CB)—Nebraska 1982-84
 Leyboldt, John (K)—None 1978
 Linden, Errol (T)—Houston 1969-70
 Linhart, Toni (K)—Austria Tech. 1972
 Livingston, Andy (RB)—Phoenix, J.C. 1969-70
 Logan, Obert (S)—Trinity 1967
 Long, Dave (DE)—Iowa 1969-72
 Looney, Joe Don (RB)—Oklahoma 1969
 Lorick, Tony (RB)—Arizona State 1968-69
 Lyons, Dicky (S)—Kentucky 1970

Mc

McCall, Don (RB)—USC 1967-68, 1970
 McClard, Bill (K)—Arkansas 1973-75
 McCormick, Dave (T)—LSU 1967-68
 McCullough, Earl (WR)—USC 1974
 McGill, Ralph (S)—Tulsa 1978-79
 McNeill, Tom (P)—Stephen F. Austin 1967-69
 McNeill, Rod (RB)—USC 1974-75
 McQuay, Leon (RB)—Tampa 1976

M

Manning, Archie (QB)—Mississippi 1971-75, 1977-82
 Marsalis, Jim (S)—Tennessee St. 1977
 Marshall, James (DB)—Jackson State 1980
 Martin, Chris (LB)—Auburn 1983
 Martin, D'Antagnan (CB)—Kentucky St. 1971-72
 Martini, Rich (WR)—Cal-Davis 1981
 Maurer, Andy (G)—Oregon 1974
 Mauti, Rich (G)—Oregon 1974
 Mathis, Reggie (LB)—Oklahoma 1979-80
 Maxson, Alvin (RB)—SMU 1974-76
 Merken, Guido (QB-WR-DB)—Sam Houston 1980-85
 Merlo, Jim (LB)—Stanford 1973-79
 Merrill, Casey (DT)—Cal-Davis 1986
 Messeroli, Mark (T)—Florida St. 1978
 Middleton, Rick (LB)—Ohio State 1974-76
 Mike-Mayer, Steve (K)—Maryland 1978
 Miller, Junior (TE)—Nebraska 1984
 Miller, Mike (WR)—Tennessee 1985
 Minor, Lincoln (RB)—New Mexico State 1973
 Montgomery, Marv (T)—USC 1976-77

Moore, Doug (DE)—Whittier 1971-72
 Moore, Derland (NT)—Oklahoma 1973-85
 Moore, Jerry (S)—Arkansas 1973-74
 Moore, Reynaud (CB)—UCLA 1971
 Mooring, John (T)—Tampa 1974
 Morgan, Mike (LB)—LSU 1969-70
 Morrison, Don (T)—Texas-Arlington 1971-77
 Muncie, Chuck (RB)—California 1976-80
 Myers, Tommy (S)—Syracuse 1972-81

N

Nairne, Rob (LB)—Oregon 1981-83
 Neal, Richard (DE)—Southern 1969-72, 78
 Nevett, Elijah (CB)—Clark 1967-70
 Newland, Bob (WR)—Oregon 1971-74
 Newsome, Billy (DE)—Grambling 1973-74
 Ninowski, Jim (QB)—Michigan St. 1969
 Nyval, Vic (RB)—Northwestern, La. 1970

O

Ogden, Ray (WR)—Alabama 1967
 O'Neal, Steve (P)—Texas A&M 1973
 Otis, Jim (RB)—Ohio State 1970
 Oubre, Louis (G)—Oklahoma 1982-84
 Owens, Artie (WR)—West Virginia 1980
 Owens, Joe (DE)—Alcorn A&M 1971-75
 Owens, Tinker (WR)—Oklahoma 1976, 1978-80

P

Palmer, Dick (LB)—Kentucky 1973
 Parker, Joel (WR)—Florida 1974-77
 Parker, Steve (DE)—Idaho 1980
 Parks, Dave (TE)—Texas Tech 1968-72
 Partridge, Rick (P)—Utah 1979-80
 Paul, Whitney (LB)—Colorado 1982-85
 PELLIER, Scott (LB)—Washington State 1981-85
 Perot, Petey (G)—N.W. Louisiana 1985
 Perry, Vernon (S)—Jackson State 1983
 Phillips, Jess (RB)—Michigan State 1973-74
 Pietrzak, Jim (C)—Eastern Michigan 1979-84
 Pitts, Elijah (RB)—Philander Smith 1970
 Poage, Ray (TE)—Texas 1967-70
 Pollard, Bob (DE)—Weber St. 1971-77
 Preece, Steve (DB)—Oregon State 1969
 Price, Elex (DT)—Alcorn 1973-80
 Profit, Joe (RB)—Northeast La. 1973
 Prudhomme, Remi (G-C)—LSU 1971

R

Rackley, David (DB)—Texas Southern 1985
 Ramsey, Nate (S)—Indiana 1973
 Ramsey, Steve (QB)—No. Texas State 1970
 Rasley, Rocky (G)—Oregon State 1974
 Ray, Ricky (CB)—Norfolk State 1979-80
 Reaves, Ken (CB)—Norfolk State 1974
 Rebower, Rusty (LB)—Nicholls State 1978
 Redd, Glen (LB)—Brigham Young 1981-86
 Reese, Don (DE)—Jackson State 1978-80
 Rengel, Mike (DT)—Hawaii 1969
 Ricardo, Benny (K)—San Diego St. 1980-81
 Rice, Floyd (LB)—Alcorn State 1978
 Richey, Mike (T)—N. Carolina 1970
 Riley, Preston (WR)—Memphis State 1973
 Rissimer, Ray (T)—Georgia 1967
 Roaches, Carl (T)—Texas A&M 1985
 Roberts, Walt (WR)—San Jose St. 1967
 Robinson, Craig (T)—Houston 1972-73

Robinson, Virgil (RB)—Grambling 1971
 Rogers, George (HB)—South Carolina 1981-84
 Rogers, Jimmy (RB)—Oklahoma 1979-84
 Rogers, Steve (RB)—LSU 1975
 Rose, George (CB)—Auburn 1967
 Rourke, Jim (T)—Boston College 1985
 Roussel, Tom (LB)—Southern Miss. 1971-72
 Rowe, Dave (DT)—Penn State 1967-70
 Ryzek, Paul (C)—Virginia 1981

S

Sandeman (Bill) (T)—Pacific 1967
 Saul, Bill (LB)—Penn State 1969
 Scarpati, Joe (DB)—N. Carolina State 1970
 Schmidt, Roy (G)—Long Beach State 1967-68
 Schmidt, Terry (CB)—Ball State 1974-75
 Schreiber, Adam (G)—Texas 1985
 Schultz, Randy (RB)—St. Coll. of Iowa 1967-68
 Schumacher Kurt (G)—Ohio State 1975-77
 Schwartz, Don (SS)—Washington St. 1978-80
 Schweda, Brian (DE)—Kansas 1967-68
 Scott, Bobby (QB)—Tennessee 1973-81
 Scott, Lindsay (WR)—Georgia 1982-85
 Seal, Paul (TE)—Michigan 1974-76
 Shaw, Bob (WR)—Winston-Salem 1970
 Shinner, John (G)—Xavier (Ohio) 1969-70
 Shy, Don (RB)—San Diego State 1969
 Simmons, Dave (LB)—Georgia Tech 1967
 Simmons, Jerry (WR)—Bethune-Cookman 1967
 Simonini, Ed (WR)—Texas A&M 1982
 Slaughter, Chuck (T)—South Carolina 1982
 Smith, Royce (G)—Georgia 1972-73
 South, Ronny (CB)—Arkansas 1968
 Spencer, Maurice (CB)—N. Carolina 1974-78
 Spivey, Mike (CB)—Colorado 1980-81
 Stabler, Ken (QB)—Alabama 1982-84
 Stauch, Scott (RB)—UCLA 1981
 Sternick, Greg (CB)—Colorado State 1983
 Stevens, Howard (RB)—Louisville 1973-74
 Stewart, Jimmy (SS)—Tulsa 1977
 Stickle, Monty (TE)—Notre Dame 1968
 Steve, Terry (G)—Wisconsin 1976-77
 Sincic, Tom (LB)—Michigan 1972
 Stonebreaker, Steve (LB)—Detroit 1967-68
 Strachan, Mike (RB)—Iowa St. 1975-80
 Strand, Eli (G)—Iowa State 1967
 Strong, Jim (RB)—Houston 1971-72
 Sturm, Jerry (T-C)—Illinois 1967-70
 Sturt, Fred (G)—Bowling Green 1978-81
 Sutherland, Doug (G)—Wisconsin St. 1970
 Sweetan, Karl (QB)—Wake Forest 1968
 Swinney, Clovis (DT)—Arkansas State 1970
 Szaro, Rich (K)—Harvard 1975-78
 Szymakowski, Dave (WR)—W. Texas St. 1968

T

Talbert, Don (T)—Texas 1969-70
 Taylor, James (T)—Missouri 1978-81
 Taylor, Jim (RB)—LSU 1967
 Taylor, Mike (T)—USC 1969-70
 Thaxton, James (TE)—Tennessee State 1976-77

Thomas, Charlie (KR)—Tennessee St. 1975
 Thomas, Speedy (WR)—Utah 1973-74
 Thompson, Aundra (WR)—East Texas State 1981-82
 Thompson, Bobby (S)—Arizona 1969
 Thompson, Dave (T)—Clemson 1974-75
 Thorp, Don (NT)—Illinois 1984
 Tileman, Mike (DT)—Montana 1967-70
 Todd, Richard (QB)—Alabama 1984-85
 Townes, Willie (DE)—Tulsa 1970
 Tullis, Willis (CB)—Troy State (AL) 1985-86
 Tyler, Toussaint (RB)—Washington 1981-82

V

Vanderbundt, Skip (LB)—Oregon State 1978
 Vandersea, Phil (LB)—Massachusetts 1967
 Van Wagner, Jim (FB)—Michigan Tech. 1978

W

Walker, Mike (DE)—Tulane 1971
 Ward, Carl (S)—Michigan 1969
 Ward, Chris (T)—Ohio State 1984
 Washington, Dave (LB)—Alcorn State 1980
 Watson, John (T)—Oklahoma 1977-79
 Watson, Mike (T)—Miami (O) 1977
 Weatherspoon, Cephus (WR)—Fl. Lewis (Col.) 1972
 Welch, Claxton (RB)—Oregon 1970
 Wendryhoski, Joe (C)—Illinois 1967-68
 Westbrook, Greg (LB)—Colorado 1975-77
 Wheelwright, Ernie (RB)—So. Illinois 1967-70
 Whitaker, Creston (WR)—N. Texas St. 1972
 Whitsell, Dave (S)—Indiana 1967-69
 Whittingham, Fred (LB)—Cal. Poly 1967-68
 Wickert, Tom (G)—Washington St. 1975-76
 Wicks, Bob (WR)—Utah State 1974
 Williams, Brooks (TE)—N. Carolina 1978-81
 Williams, Del (G)—Florida State 1967-73
 Williams, Richard (WR)—Abilene Christian 1974
 Willis, Len (WR)—Ohio State 1977
 Wilson, Tim (FB)—Maryland 1983-84
 Wilson, Wayne (FB)—Shepherd 1979-86
 Winans, Jeff (DT)—USC 1970
 Winslow, Doug (WR)—Drake 1973
 Wood, Gary (QB)—Cornell 1967
 Woods, Robert (T)—Tenn. St. 1977-80
 Woodson, Marv (S)—Indiana 1969
 Wyatt, Doug (S)—Tulsa 1970-72

Y

Yepremian, Garo (K)—None 1979
 Young, Tyrone (WR)—Florida 1983-85
 Youngblood, George (S)—L.A. State 1967-68

Z

Zanders, Emanuel (G)—Jackson State 1974-80

Saints Leaders By Years

RUSHING

	Att.	Yds.	Avg.	Long	TD
1967—Jim Taylor	130	390	3.0	16	2
1968—Don McCall	155	637	4.1	48	4
1969—Andy Livingston	181	761	4.2	18	5
1970—Tony Baker	82	337	4.1	27	5
1971—Jim Strong	95	404	4.3	39	3
1972—Bob Gresham	120	381	3.2	23	3
1973—Jess Phillips	198	663	3.3	20	0
1974—Alvin Maxson	165	714	4.3	66t	2
1975—Mike Strachan	161	668	4.1	21	2
1976—Chuck Muncie	148	652	4.4	51	2
1977—Chuck Muncie	201	811	4.0	36	6
1978—Tony Galbreath	186	635	3.4	20	5
1979—Chuck Muncie	238	1198	5.0	69t	11
1980—Jimmy Rogers	80	366	4.6	24	1
1981—George Rogers	378	1674	4.4	79t	13
1982—George Rogers	122	535	4.4	38	3
1983—George Rogers	256	1144	4.5	76t	5
1984—George Rogers	239	914	3.8	28	2
1985—Wayne Wilson	168	645	3.8	41t	1
1986—Rueben Mayes	286	1353	4.7	50	8

LONGEST RUNS

1967—Don McCall, 48t at Washington 12-17
1968—Don McCall, 48 vs. Washington 9-22
1969—Tony Baker, 54 at St. Louis 11-2
1970—Tony Baker, 27 at St. Louis 10-11
1971—Jim Strong, 39 at San Francisco 11-14
1972—Bill Butler, 27 at Atlanta 11-12
1973—Archie Manning, 23 at Los Angeles 11-11
1974—Alvin Maxson, 66t vs. St. Louis 12-8
1975—Steve Rogers, 22 vs. Chicago 12-21
1976—Tony Galbreath, 74t at Kansas City 9-26
1977—Chuck Muncie, 36 vs. Los Angeles 10-30
1978—Chuck Muncie, 28 at Atlanta 11-26
1979—Chuck Muncie, 69t vs. Atlanta 9-2
1980—Tony Galbreath, 26 at Los Angeles 9-2
1981—George Rogers, 79t at Cleveland 10-18
1982—George Rogers, 38 at San Francisco 11-28
1983—George Rogers, 76t vs. St. Louis 9-4
1984—Hokie Gajan, 62t at Dallas 10-21
1985—Earl Campbell, 45 at Atlanta 12-22
1986—Rueben Mayes, 50 vs. New England 11-30

PASSING

	Att.	Comp.	Yards	Pct.	Long	Int	TD
1967—Gary Cuozzo	260	134	1562	.515	49	12	7
1968—Billy Kilmer	315	167	2060	.530	51	17	15
1969—Billy Kilmer	360	193	2532	.536	52	17	20
1970—Billy Kilmer	237	135	1557	.569	46	17	6
1971—Edd Hargett	210	96	1191	.457	49	5	6
1972—Archie Manning	448	230	2781	.513	66t	21	18
1973—Archie Manning	267	140	1642	.524	65t	12	10
1974—Archie Manning	261	134	1429	.513	79t	16	6
1975—Archie Manning	338	159	1685	.470	71t	17	7
1976—Bobby Douglass	212	103	1288	.486	74	8	4
1977—Archie Manning	205	113	1284	.551	59t	9	8
1978—Archie Manning	471	291	3416	.618	71t	16	17

1979—Archie Manning	420	252	3169	.600	85	20	15
1980—Archie Manning	509	309	3716	.607	56	20	23
1981—Archie Manning	232	134	1447	.578	55	11	5
1982—Ken Stabler	189	117	1343	.619	48	10	6
1983—Ken Stabler	311	176	1988	.566	48	18	9
1984—Richard Todd	312	161	2178	.516	74	19	11
1985—Dave Wilson	293	145	1843	.495	50	15	11
1986—Dave Wilson	342	189	2353	.553	63t	17	10

LONGEST COMPLETION

1967—96, Billy Kilmer to Walter Roberts at Philadelphia 11-19
1968—51, Billy Kilmer to Jim Hester vs. Pittsburgh 12-15
1969—70, Jim Ninowski to Don Shy at Los Angeles 10-5
1970—49, Edd Hargett to Bob Shaw at Cincinnati 11-29
1971—63, Archie Manning to Danny Abramowicz at Houston 10-3
1972—66t, Archie Manning to Dave Parks at N.Y. Giants 10-8
1973—65t, Archie Manning to Jubilee Dunbar at Los Angeles 11-11
1974—79t, Archie Manning to Bob Newland vs. Los Angeles 11-17
1975—71t, Archie Manning to Larry Burton vs. Atlanta 11-2
1976—74, Bobby Douglass to Tinker Owens vs. San Francisco 12-12
1977—59t, Archie Manning to Henry Childs vs. Green Bay 9-18
1978—71t, Archie Manning to Larry Hardy at Atlanta 11-26
1979—85, Archie Manning to Wes Chandler at San Francisco 9-23
1980—56, Archie Manning to Brook Williams vs. Atlanta 10-19
1981—55, Archie Manning to Wayne Wilson at Cleveland 10-18
1982—48, Ken Stabler to Aundra Thompson at Chicago 9-19
1983—48, Ken Stabler to Kenny Duckett at Los Angeles 9-11
1984—74, Richard Todd to Tyrone Young at Chicago 10-7
1985—76t, Bobby Hebert to Eugene Goodlow vs. San Francisco 12-15
1986—84, Bobby Hebert to Eric Martin vs. Green Bay 9-14

RECEIVING

	No.	Yds.	Avg.	Long	TD
1967—Danny Abramowicz	50	721	14.4	80	6
1968—Danny Abramowicz	54	890	16.4	47	7
1969—Danny Abramowicz	73	1051	13.9	49	7
1970—Danny Abramowicz	55	906	16.5	48	5
1971—Danny Abramowicz	37	657	17.8	63	5
1972—Bob Newland	47	579	12.3	42	2
1973—John Beasley	31	280	9.0	22	1
1974—Alvin Maxson	42	294	7.0	22	1
1975—Alvin Maxson	41	234	5.7	33	0
1976—Tony Galbreath	54	420	7.8	35	1
1977—Tony Galbreath	41	265	6.5	30	0
1978—Tony Galbreath	74	582	7.9	35	2
1979—Wes Chandler	65	1069	16.4	85	6
1980—Wes Chandler	65	975	15.0	50	6
1981—Jack Holmes	38	206	5.4	19	0
1982—Jeff Groth	30	383	12.8	39	1
1983—Jeff Groth	49	585	11.9	42	1
1984—Hokie Gajan	35	288	8.2	51	2
1985—Hoby Brenner	42	652	15.5	30	3
1986—Mike Jones	48	625	13.0	45	3

HIGHEST AVERAGE GAIN (Per Reception)

1967—22.6, Walt Roberts (17 for 834, 3 TDs)
1968—17.6, Jim Hester (17 for 300, 2 TDs)
1969—16.2, Al Dodd (37 for 600, 1 TD)
1970—17.3, Al Dodd (28 for 484, 1 TD)
17.2, Dave Parks (26 for 447, 2 TDs)
1971—19.9, Al Dodd (15 for 298, 0 TD)
1972—17.6, Danny Abramowicz (38 for 668, 7 TDs)
1973—19.4, Jubilee Dunbar (23 for 447, 4 TDs)
1974—18.1, Bob Newland (27 for 490, 2 TDs)

1975—19.1, Larry Burton (16 for 305, 2 TDs)
 1976—20.1, Tinker Owens (12 for 241, 1 TD)
 1977—18.9, Don Herrmann (31 for 586, 0 TD)
 1978—16.4, Henry Childs (53 for 869, 4 TDs)
 1979—16.6, Henry Childs (51 for 846, 5 TDs)
 1980—18.7, Ike Harris (37 for 692, 6 TDs)
 1981—19.0, Jeff Groth (20 for 380, 1 TD)
 1982—17.5, Rich Mauti (4 for 70, 0 TD)
 17.3, Aundra Thompson (8 for 138, 1 TD)
 1983—14.9, Kenny Duckett (19 for 283, 2 TDs)
 1984—20.6, Tyrone Young (29 for 597, 3 TDs)
 1985—18.8, Eugene Goodlow (32 for 603, 3 TDs)
 1986—18.2, Eric Martin (37 for 675, 5 TDs)

INTERCEPTIONS

	No.	Yds.	Avg	Long	TD
1967—Dave Whitsell	10	178	17.8	411	2
1968—Dave Whitsell	6	50	8.3	32	0
1969—Elijah Nevett	3	20	6.6	20	0
1970—Hugo Hollas	5	79	15.8	29	0
1971—Delles Howell	5	56	11.2	25	0
1972—Bivian Lee	4	65	16.3	32	0
1973—Ernie Jackson	3	40	13.3	23	0
Tommy Myers	3	33	11.0	20	0
Jim Merlo	3	25	8.3	16	0
Bivian Lee	3	23	7.7	12	0
1974—Ernie Jackson	4	53	13.3	28	0
Terry Schmidt	4	27	6.8	24	1
1975—Tommy Myers	5	83	16.6	29	0
1976—Jim Merlo	4	142	35.5	831	2
1977—Chuck Crist	4	6	1.5	2	0
1978—Tommy Myers	6	167	27.8	971	1
1979—Tommy Myers	7	127	18.1	52	1
1980—Tommy Myers	5	96	19.2	48	0
1981—Dave Waymer	4	54	13.5	31	0
1982—Russell Gary	2	25	12.5	19	0
Dennis Winston	2	-2	-1.0	0	0
1983—Johnnie Poe	7	146	20.9	311	1
1984—Dave Waymer	4	9	2.3	9	0
1985—Dave Waymer	6	49	8.2	28	0
1986—Dave Waymer	9	48	5.3	17	0

SCORING

	TD	FG	PAT	Points
1967—Charlie Durkee	—	14-32	27-27	69
1968—Charlie Durkee	—	19-37	27-27	84
1969—Tom Dempsey	—	22-41	33-35	99
1970—Tom Dempsey	—	18-34	16-17	70
1971—Charlie Durkee	—	16-23	24-25	72
1972—Danny Abramowicz	7	—	—	42
1973—Bill McClard	—	13-24	9-9	48
1974—Bill McClard	—	9-16	19-20	46
1975—Rich Szaro	—	10-16	16-17	46
1976—Rich Szaro	—	18-23	25-29	79
1977—Henry Childs	9	—	—	54
1978—Tony Galbreath	7	—	—	42
Chuck Muncie	7	—	—	42
1979—Garó Yepremian	—	12-16	39-40	75
1980—Benny Ricardo	—	10-17	31-34	61
1981—George Rogers	13	—	—	78
1982—Wayne Wilson	5	—	—	30
1983—Morten Andersen	—	18-24	37-38	91
1984—Morten Andersen	—	20-27	34-34	94
1985—Morten Andersen	—	31-35	27-29	120
1986—Morten Anderson	—	26-30	30-30	108

PUNT RETURNS

	No.	Yds.	Avg.	Long	TD
1967—Walter Roberts	11	50	4.5	11	0
1968—John Gilliam	15	60	4.0	21	0
1969—Al Dodd	15	106	7.1	21	0
1970—Al Dodd	14	129	9.2	41	0
1971—Al Dodd	13	88	6.8	14	0
1972—Tommy Myers	9	43	4.8	10	0
1973—Howard Stevens	17	171	10.1	37	0
1974—Howard Stevens	37	376	10.2	40	0
1975—Gil Chapman	17	207	12.2	42	0
1976—Pete Athas	35	332	9.5	67	0
1977—Rich Mauti	38	281	7.4	33	0
1978—Wes Chandler	34	233	6.9	32	0
1979—Rich Mauti	38	281	7.4	33	0
1980—Rich Mauti	11	111	10.1	18	0
1981—Jeff Groth	37	436	11.8	36	0
1982—Jeff Groth	21	144	6.9	18	0
1983—Jeff Groth	39	275	7.1	38	0
1984—Jitter Fields	27	236	8.7	61	0
1985—Willie Tullis	17	141	8.3	17	0
1986—Eric Martin	24	227	9.5	39	0

PUNTING

	No.	Yds.	Avg.	Long
1967—Tom McNeill	74	3174	42.9	66
1968—Tom McNeill	49	2009	41.0	58
1969—Ollie Cordill	42	1719	40.9	58
1970—Julian Fagan	77	3269	42.5	64
1971—Julian Fagan	77	3188	41.4	64
1972—Julian Fagan	71	2899	40.8	71
1973—Steve O'Neal	81	3375	41.7	71
1974—Tom Blanchard	88	3705	42.1	71
1975—Tom Blanchard	92	3776	41.0	61
1976—Tom Blanchard	101	3974	39.3	63
1977—Tom Blanchard	82	3474	42.4	66
1978—Tom Blanchard	84	3532	42.0	61
1979—Rick Partridge	57	2330	40.9	61
1980—Russell Erxleben	89	3499	39.2	57
1981—Russell Erxleben	66	2672	40.5	60
1982—Russell Erxleben	46	1976	43.0	60
1983—Russell Erxleben	74	3034	41.0	60
1984—Brian Hansen	69	3020	43.8	66
1985—Brian Hansen	69	3763	42.3	58
1986—Brian Hansen	81	3456	42.7	66

KICKOFF RETURNS

	No.	Yds.	Avg.	Long	TD
1967—Walter Roberts	28	737	26.3	911	1
1968—Gene Howard	23	533	23.2	36	0
1969—Don Shy	16	447	27.9	57	0
1970—Al Dodd	15	319	21.3	32	0
1971—Virgil Robinson	19	443	23.3	51	0
1972—Margene Adkins	43	1020	23.7	61	0
1973—Howard Stevens	26	590	22.7	48	0
1974—Howard Stevens	33	749	22.7	41	0
1975—Gil Chapman	28	614	21.9	36	0
1976—Tony Galbreath	20	399	19.9	32	0
1977—Clarence Chapman	15	385	25.7	921	1
1978—Wes Chandler	32	760	23.8	38	0
1979—Rich Mauti	36	801	22.2	39	0
1980—Jimmy Rogers	41	930	22.9	88	0
1981—Wayne Wilson	31	722	23.3	57	0
1982—Aundra Thompson	10	211	21.1	35	0
1983—Kenny Duckett	33	719	21.8	61	0
1984—Tyrone Anthony	22	490	22.3	64	0
1985—Willie Tullis	23	480	20.9	62	0
1986—Mel Gray	31	866	27.9	1011	1

Saints All-Time Leaders

RUSHING

	Att.	Yds.	Avg.	Long	TD
1. George Rogers (1981-84)	995	4,267	4.3	79t	23
2. Chuck Muncie (1976-80)	787	3,386	4.3	69t	28
3. Tony Galbreath (1976-80)	760	2,865	3.8	74t	27
4. Wayne Wilson (1979-86)	658	2,463	3.7	41t	16
5. Archie Manning (1971-82)	358	2,058	5.7	27	18
6. Mike Strachan (1975-80)	471	1,899	4.0	31	14
7. Hokie Gajan (1982-85)	252	1,358	5.4	62t	11
8. Rueben Mayes (1986)	286	1,353	4.7	50	8
9. Jess Phillips (1973-74)	372	1,219	3.3	20	2
10. Alvin Maxson (1974-76)	338	1,205	3.6	66t	6

PASSING

	Att.	Comp.	Yds.	Pct.	TD	Int.
1. Archie Manning (1971-82)	3,335	1,849	21,734	55.4	115	156
2. Billy Kilmer (1967-70)	1,116	592	7,490	53.0	47	62
3. Dave Wilson (1981-86)	998	533	6,671	53.4	34	54
4. Ken Stabler (1983-84)	570	326	3,670	57.2	17	33
5. Bobby Scott (1973-82)	500	237	2,781	47.4	15	29

RECEIVING

	No.	Yds.	Avg.	Long	TD
1. Danny Abramowicz (1967-73)	309	4,875	15.7	80t	37
2. Tony Galbreath (1976-80)	284	2,221	7.8	38	6
3. Henry Childs (1974-80)	207	3,220	15.6	59t	25
4. Wes Chandler (1978-81)	182	2,801	15.4	85t	15
5. Wayne Wilson (1979-85)	179	1,517	8.5	55	14
6. Hoby Brenner (1982-86)	152	2,374	15.6	57t	12
7. Dave Parks (1968-72)	149	2,264	15.2	66	16
8. Jeff Groth (1981-85)	147	2,073	14.1	56t	5
9. Chuck Muncie (1976-80)	125	1,086	8.7	35	1
10. Bob Newland (1971-74)	124	1,877	15.1	79t	8

SCORING

	TD	PAT	FG	Total
1. Morten Andersen (1982-86)	—	134	97	425
2. Charlie Durkee (1967-68, 71-72)	—	87	52	243
3. Danny Abramowicz (1967-73)	37	—	—	222
4. Tony Galbreath (1976-80)	33	1	2	205
5. Rich Szaro (1975-78)	—	79	37	190
6. Wayne Wilson (1979-86)	30	—	—	180
7. Chuck Muncie (1976-80)	29	—	—	174
8. Tom Dempsey (1969-70)	—	49	40	169
9. Henry Childs (1974-80)	27	—	—	162
10. George Rogers (1981-84)	23	—	—	138

PUNTING

	No.	Avg.	Long
1. Brian Hansen (1984-85)	239	42.8	66
2. Tom McNeill (1967-69)	130	42.3	81
3. Steve O'Neal (1973)	81	41.7	71
4. Julian Fagan (1970-72)	225	41.6	71
5. Tom Blanchard (1974-78)	447	41.3	71
6. Rick Partridge (1979)	57	40.9	61
7. Ollie Cordill (1969)	42	40.9	58
8. Russell Erxleben (1979-83)	279	40.6	60

INTERCEPTIONS

	No.	Yds.	Avg.	Long	TD
1. Tommy Myers (1972-81)	36	621	17.3	97t	2
2. Dave Waymer (1980-86)	23	160	7.0	31	0
3. Dave Whitsell (1967-69)	19	242	12.7	41	2
4. Johnnie Poe (1981-86)	16	269	16.9	40t	2
5. Ernie Jackson (1972-77)	15	187	12.5	46	0
6. Frank Wattelet (1981-86)	12	135	11.3	35t	1
7. Hugo Hollas (1970-72)	11	149	13.5	29	0
8. Delles Howell (1970-72)	9	154	17.1	60	0
9. Bivian Lee (1972-75)	9	110	12.2	32	0

PUNT RETURNS

	No.	Yds.	Avg.	Long	TD
1. Gil Chapman (1975)	17	207	12.2	42	0
2. Howard Stevens (1973-74)	54	547	10.1	40	0
3. Pete Athas (1976)	35	332	9.5	40	0
4. Eric Martin (1985-86)	30	274	9.1	61	0
5. Jitter Fields (1984)	27	236	8.7	61	0
6. Jeff Groth (1981-85)	104	887	8.5	38	0

KICKOFF RETURNS

	No.	Yds.	Avg.	Long	TD
1. Mel Gray (1986)	31	866	27.9	101t	1
2. Walt Roberts (1967)	28	737	26.3	91t	1
3. John Gilliam (1967-68, 77)	31	809	26.1	94t	1
4. Gene Howard (1968-69)	32	760	23.8	86	0
5. Margene Adkins (1972)	43	1,020	23.7	61	0
6. Wes Chandler (1978-81)	39	896	23.0	38	0
7. Rich Mauti (1977-83)	124	2,836	22.9	52	0
8. Wayne Wilson (1979-85)	69	1,583	22.9	75	0

FIELD GOALS

	Att.	Made	Pct.	Long
1. Morten Andersen (1982-86)	121	97	.802	55
2. Charlie Durkee (1967-68, 71-72)	101	52	.515	47
3. Tom Dempsey (1969-70)	75	40	.533	63
4. Rich Szaro (1975-78)	58	37	.638	50
5. Benny Ricardo (1980-81)	42	23	.548	47
6. Bill McClard (1973-75)	45	23	.511	47
7. Garo Yepremian (1979)	16	12	.750	44
8. Happy Feller (1972-73)	23	10	.435	46

Saints Big Days

100 YARDS RUSHING

Yds.	Att.	Player	Opponent	Date
206	24	George Rogers	St. Louis	9- 4-83
203	28	Rueben Mayes	Miami	12- 7-86
172	24	Rueben Mayes	Tampa Bay	10- 9-86
166	33	George Rogers	Dallas	12-19-82
162	29	George Rogers	Los Angeles Rams	9-13-81
161	22	Chuck Muncie	Atlanta	9- 2-79
161	24	George Rogers	@ Los Angeles Rams	11- 8-81
160	34	Wayne Wilson	Miami	10- 2-83
160	35	Earl Campbell	@ Minnesota	11-24-85
157	33	Rueben Mayes	New England	11-30-86
148	22	Alvin Maxson	St. Louis	12- 8-74
146	14	Tony Galbreath	@ Kansas City	9-26-76
142	27	Andy Livingston	Washington	9-21-68
142	28	George Rogers	@ Houston	11-22-81
138	33	Wayne Wilson	@ Chicago	9-12-82
137	20	George Rogers	Atlanta	11- 6-83
134	17	George Rogers	Philadelphia	10-11-81
131	25	Rueben Mayes	@ St. Louis	11-16-86
128	28	Rueben Mayes	San Francisco	11- 2-86
128	21	Chuck Muncie	Oakland	12- 3-79
127	16	Don McCall	Washington	9-22-68
126	25	Chuck Muncie	@ Kansas City	9-26-76
124	32	George Rogers	Los Angeles	12-18-83
123	33	George Rogers	Kansas City	11-21-82
122	18	George Rogers	@ Cleveland	10-18-81
120	23	George Rogers	Tampa Bay	11-29-81
117	18	Chuck Muncie	San Francisco	11-11-79
115	25	George Rogers	@ San Francisco	9-27-81
114	21	George Rogers	@ Buffalo	10-30-83
114	15	Jimmy Rogers	@ Washington	10-26-80
113	26	Bob Gresham	@ Green Bay	11-28-71
113	31	George Rogers	Cincinnati	10-25-81
113	13	Hokie Gajan	N. Y. Jets	11-21-83
110	14	Tony Baker	@ St. Louis	11- 2-69
109	15	Chuck Muncie	Los Angeles	11-28-76
109	27	Mike Strachan	Atlanta	11- 2-75
108	22	Rueben Mayes	@ Indianapolis	10-12-86
108	24	Wayne Wilson	@ San Francisco	9-29-85
108	31	Wayne Wilson	@ Dallas	9-25-83
107	20	Chuck Muncie	N. Y. Jets	12- 4-77
107	30	George Rogers	San Francisco	12-20-81
105	24	Mike Strachan	Green Bay	10-12-75
103	18	Wayne Wilson	@ Atlanta	10- 9-83
102	13	Chuck Muncie	@ St. Louis	10-23-77
102	20	George Rogers	Atlanta	9- 2-84
100	20	Tony Galbreath	Los Angeles	10-30-77

250 YARDS PASSING

Yds.	Player	Att.	Comp.	Opponent	Date
377	Archie Manning	38	24	San Francisco	12- 7-80
355	Archie Manning	28	20	@ San Francisco	9-23-79
345	Billy Kilmer	32	22	@ St. Louis	11- 2-69
344	Archie Manning	32	22	@ Pittsburgh	11- 5-78
333	Ken Stabler	43	29	Tampa Bay	12- 5-82
325	Dave Wilson	32	20	Cincinnati	12- 9-84
323	Archie Manning	32	23	Atlanta	10-19-80
314	Archie Manning	40	25	San Francisco	9- 7-80
314	Archie Manning	36	25	@ Detroit	10-12-80
306	Archie Manning	40	25	Philadelphia	11- 9-80
301	Archie Manning	39	24	New England	12-21-80
295	Archie Manning	35	20	Philadelphia	10-29-72
294	Richard Todd	27	21	@ Cleveland	10-28-84
292	Billy Kilmer	36	17	Pittsburgh	12-15-68
291	Archie Manning	45	28	@ Green Bay	9- 9-79
287	Archie Manning	27	17	@ San Francisco	10-22-72
285	Bobby Scott	35	16	@ St. Louis	10-23-77
285	Archie Manning	34	24	Buffalo	9-12-80
284	Archie Manning	29	14	Atlanta	9- 2-79
279	Ken Stabler	39	25	Chicago	9-12-83
276	Billy Kilmer	37	22	Dallas	9-28-69
276	Archie Manning	31	18	@ N.Y. Giants	10- 8-72
276	Dave Wilson	34	19	Miami	12- 7-86
276	Dave Wilson	33	20	New England	11-30-86
271	Ken Stabler	35	24	Atlanta	1- 2-83
268	Archie Manning	27	20	@ Seattle	11-18-79
264	Archie Manning	31	14	@ Atlanta	11-25-79
264	Richard Todd	29	14	St. Louis	9-23-84
263	Archie Manning	48	24	@ Los Angeles	11- 2-80
262	Billy Kilmer	24	14	@ Washington	12-17-67
261	Billy Kilmer	22	15	San Francisco	12-13-70

100 YARDS RECEIVING

Yds.	No.	Player	Opponent	Date
205	6	Wes Chandler	Atlanta	9- 2-79
165	8	Danny Abramowicz	@ Cincinnati	11-29-70
164	3	Eric Martin	Green Bay	9-14-86
159	4	Larry Burton	@ Atlanta	11- 2-75
156	12	Danny Abramowicz	Pittsburgh	10-29-67
145	7	Al Dodd	@ St. Louis	11- 2-69
144	7	Danny Abramowicz	@ Washington	12-17-67
144	8	Henry Childs	@ San Francisco	12- 7-80
140	7	Danny Abramowicz	San Francisco	12-13-70
140	8	Wes Chandler	Atlanta	10-19-80
139	9	Wes Chandler	Philadelphia	11- 9-80
135	5	Eugene Goodlow	San Francisco	12-15-85
131	6	Hoby Brenner	St. Louis	9-23-84
129	8	Danny Abramowicz	Pittsburgh	12-21-69
127	12	John Beasley	San Diego	11-18-73
127	4	Wes Chandler	@ San Francisco	9-23-79

122	14	Tony Galbreath	@Green Bay	9-10-78
121	6	Henry Childs	@Seattle	11-18-79
120	4	Dave Parks	@N. Y. Giants	10- 8-72
119	4	Ike Harris	Philadelphia	11- 9-80
119	6	Mike Jones	Miami	12- 7-86
117	7	Wes Chandler	Atlanta	11-12-78
117	3	Henry Childs	@Atlanta	11-25-79
117	8	Wes Chandler	@Atlanta	9- 6-81
115	4	Paul Seal	Philadelphia	10-27-74
115	9	Danny Abramowicz	Baltimore	10-19-69
114	7	Dave Parks	@St. Louis	10-11-70
113	5	Danny Abramowicz	San Francisco	11-23-69
112	7	Henry Childs	@Green Bay	9- 9-79
111	6	Hoby Brenner	@Atlanta	10-20-85
110	5	Danny Abramowicz	San Francisco	9-26-71
110	5	Dave Parks	@San Francisco	10-22-72
109	2	Walt Roberts	Philadelphia	11-19-67
106	7	Tony Galbreath	Oakland	12- 3-79
106	6	Wes Chandler	@Detroit	10-12-80
105	6	Hoby Brenner	Chicago	9-18-83
105	9	Danny Abramowicz	@Atlanta	12- 7-69
103	6	Dave Parks	Pittsburgh	12-15-68
103	6	Wes Chandler	San Francisco	12- 3-78
103	6	Wes Chandler	Atlanta	11-25-79
103	6	Larry Hardy	San Francisco	9- 7-80
103	6	Lindsay Scott	St. Louis	9-12-82
101	8	Danny Abramowicz	@N.Y. Giants	10- 6-68
101	4	Tyrone Young	@Cleveland	10-28-84
101	3	Hoby Brenner	Cincinnati	12- 9-84
100	3	Henry Childs	@Atlanta	11-26-78

ON THE ROAD WITH THE SAINTS

Cincinnati	Westin Hotel	513-621-7700
Philadelphia	Philadelphia Marriott Airport	215-365-4150
St. Louis	Marriott Pavillion Downtown	314-421-1776
Chicago	Chicago Marriott Downtown	312-836-0100
Atlanta	Atlanta Marriott Marquis	404-521-0000
Los Angeles Rams	Anaheim Marriott	714-750-8000
San Francisco	Westin-San Francisco Airport	415-952-3500
Pittsburgh	Westin William Penn	412-281-7100

SAINTS 'CONSECUTIVE' RECORDS

INDIVIDUAL

Games Played:

- 103 Joe Federspiel (1973-80)
- 83 Danny Abramowicz (1967-73)

Games, Scoring Points:

- 50 Morten Andersen (game 15 of 1983 through 1986; current)

Games, Scoring Touchdown:

- 4 Chuck Muncie 1979 (11th to 14th game)

Games, Scoring Field Goal:

- 19 Morten Andersen 11-24-85 through 12-7-86

Games, Rushing Touchdown:

- 4 Chuck Muncie 1979 (11th to 14th game)

Games, Rushing for One Hundred or More Yards:

- 3 George Rogers, 1981 (6th, 7th and 8th games)
- 3 Wayne Wilson, 1983 (4th, 5th and 6th games)

Games, Passing Touchdown:

- 12 Archie Manning (1978, last 4 games; 1979, 1st to 9th game)

Games, None Intercepted:

- 3 Billy Kilmer 1969; Archie Manning 1971, 1973, 1978, 1979

Passes Completed:

- 15 Archie Manning 1979 (7th and 8th games)

Games, Pass Reception:

- 79 Danny Abramowicz (1967-73)

Points After Touchdown:

- 66 Charlie Durkee (1967-68, 1971)

Field Goals Made:

- 20 Morten Andersen, 1985-86

TEAM

Wins, Regular Season:

- 3 (1969, 1978, 1979, 1982, 1985, 1986)

Wins, Preseason:

- 5 (1967)

Losses, Regular Season:

- 14 (1980)

SAINTS TRAINING CAMP

1967-69	— Cal Western University, San Diego, CA
1970	— Bowling Green University, OH
1971-73	— University of Southern Mississippi, Hattiesburg, MS
1974, 1976-84	— Dodgertown, Vero Beach, FL
1975	— Nicholls State University, Thibodaux, LA
1985	— Louisiana Tech University, Ruston, LA
1986-87	— Southeastern Louisiana University, Hammond, LA

SAINTS ATTENDANCE

Year	COMBINED		HOME		ROAD	
	Total	Avg.	Total	Avg.	Total	Avg.
1967	890,405	63,600	528,242	75,463	362,163	51,738
1968	884,123	63,151	519,426	74,203	374,697	53,528
1969	921,972	65,855	521,133	74,447	400,839	57,262
1970	843,342	60,238	483,234	69,033	360,108	51,444
1971	932,267	66,590	550,578	78,654	381,589	54,512
1972	880,545	62,896	467,686	66,812	421,859	60,266
1973	839,914	59,993	451,566	64,509	388,348	55,478
1974	829,873	59,277	452,236	64,605	377,637	53,948
1975	767,274	56,805	396,409	56,634	370,935	52,990
1976	714,135	51,010	359,631	51,376	354,504	50,643
1977	665,989	47,510	334,502	47,786	321,487	45,927
1978	850,418	53,151	457,607	57,201	392,811	49,101
1979	939,148	58,697	495,260	61,907	443,915	55,489
1980	808,612	50,538	385,815	48,227	422,797	52,850
1981	891,207	55,700	440,708	55,089	450,499	55,700
1982	467,978	51,988	255,726	51,145	212,252	53,063
1983	896,678	56,042	529,878	66,235	366,800	45,850
1984	884,258	55,266	472,625	59,078	411,633	51,454
1985	799,050	49,941	388,795	48,599	410,255	51,282
1986	874,303	54,644	463,611	57,951	410,692	51,644

LARGEST HOME CROWD TULANE STADIUM

1967	83,437	vs.	Dallas, 11-12 (Lost—10-27)
		vs.	Atlanta, 11-26 (Won—27-24)
1968	84,728	vs.	Dallas, 11-3 (Lost—3-17)
1969	80,636	vs.	Baltimore, 10-19 (Lost—10-30)
1970	77,681	vs.	Los Angeles, 11-1 (Lost—17-30)
1971	83,130	vs.	Minnesota, 11-21 (Lost—10-23)
1972	70,793	vs.	Kansas City, 9-25 (Lost—17-20)
1973	74,770	vs.	Buffalo, 11-4 (Won—13-0)
1974	74,289	vs.	Miami, 11-10 (Lost—0-21)

SUPERDOME

1975	61,497	vs.	Minnesota, 11-16 (Lost—7-20)
1976	61,413	vs.	Dallas, 9-19 (Lost—6-24)
1977	59,023	vs.	Los Angeles, 10-30 (Won—27-26)
1978	70,323	vs.	Atlanta, 11-12 (Lost—17-20)
1979	70,940	vs.	Atlanta, 9-2 (Lost—34-40) (OT)
1980	62,651	vs.	Atlanta, 10-19 (Lost—14-41)
1981	64,758	vs.	Pittsburgh, 10-4 (Lost—6-20)
1982	61,709	vs.	Tampa Bay, 12-5 (Lost—10-13)
1983	70,148	vs.	Los Angeles, 12-18 (Lost—24-26)
1984	66,652	vs.	Atlanta, 9-2 (Lost—28-36)
1985	57,760	vs.	Kansas City 9-8 (Lost—27-47)
1986	67,950	vs.	Atlanta 9-7 (Lost—10-31)

NOTE: Largest Superdome audience was 72,434 for first preseason game of 1975 (Houston 13, New Orleans 7). Preseason attendance figures are unofficial.

LARGEST ROAD CROWD

1967	62,670	vs.	New York Giants, 10-8 (Lost—21-27)
1968	71,025	vs.	Cleveland, 11-10 (Lost—17-35)
1969	68,282	vs.	Dallas, 11-9 (Lost—17-33)
1970	66,410	vs.	Los Angeles, 12-6 (Lost—16-34)
1971	73,610	vs.	Los Angeles, 12-5 (Lost—28-45)
1972	66,303	vs.	Los Angeles, 9-17 (Lost—14-34)
1973	70,358	vs.	Los Angeles, 11-11 (Lost—7-29)
1974	64,178	vs.	Los Angeles, 9-22 (Lost—0-24)
1975	60,771	vs.	Los Angeles, 10-26 (Lost—14-38)
1976	61,685	vs.	Seattle, 11-21 (Won—51-27)
1977	53,482	vs.	Philadelphia, 11-6 (Lost—7-28)
1978	57,920	vs.	Dallas, 11-19 (Lost—7-27)
1979	74,482	vs.	Denver, 11-4 (Lost—3-10)
1980	78,147	vs.	Detroit, 10-12 (Lost—13-24)
1981	76,059	vs.	Cleveland, 10-18 (Lost—17-20)
1982	64,506	vs.	Dallas, 12-19 (Lost—7-21)
1983	62,136	vs.	Dallas, 9-25 (Lost—20-21)
1984	63,739	vs.	New York Giants, 12-15 (Won—10-3)
1985	74,488	vs.	Denver, 9-15 (Lost—23-34)
1986	72,765	vs.	New York Giants (Lost—17-20)

SUPER BOWL RESULTS

1966—Green Bay 35, Kansas City 10 at Los Angeles, Calif.
 1967—Green Bay 33, Oakland 14 at Miami, Fla.
 1968—New York Jets 16, Baltimore 7 at Miami, Fla.
 1969—Kansas City 23, Minnesota 7 at NEW ORLEANS, LA.
 1970—Baltimore 16, Dallas 13 at Miami, Fla.
 1971—Dallas 24, Miami 3 at NEW ORLEANS, LA.
 1972—Miami 14, Washington 7 at Los Angeles, Calif.
 1973—Miami 24, Minnesota 7 at Houston, Tex.
 1974—Pittsburgh 16, Minnesota 6 at NEW ORLEANS, LA.
 1975—Pittsburgh 21, Dallas 17 at Miami, Fla.
 1976—Oakland 32, Minnesota 14 at Pasadena, Calif.
 1977—Dallas 27, Denver 10 at NEW ORLEANS, LA.
 1978—Pittsburgh 35, Dallas 31 at Miami, Fla.
 1979—Pittsburgh 31, Los Angeles Rams 19 at Pasadena, Calif.
 1980—Oakland 27, Philadelphia 10 at NEW ORLEANS, LA.
 1981—San Francisco 26, Cincinnati 21 at Pontiac, Mich.
 1982—Washington 27, Miami 17 at Pasadena, Calif.
 1983—L.A. Raiders 38, Washington 9 at Tampa, Fla.
 1984—San Francisco 38, Miami 16 at Palo Alto, Calif.
 1985—Chicago 46, New England 10 at NEW ORLEANS, LA.
 1986—New York Giants 39, Denver 20 at Pasadena, Calif.

Saints Individual Records

Scoring

MOST POINTS

Lifetime —	425	Morten Andersen, 1982-86 (97 FGs, 134 PATs)
Season —	120	Morten Andersen, 1985 (31 FGs, 27 PATs)
Game —	18	Walt Roberts vs. Philadelphia 11-5-67 (3 TDs)
	18	Danny Abramowicz vs. San Francisco 9-26-71 (3 TDs)
	18	Archie Manning vs. Chicago 10-2-77 (3 TDs)
	18	Chuck Muncie vs. San Francisco 11-11-79 (3 TDs)
	18	George Rogers at Los Angeles Rams 11-8-81 (3 TDs)
	18	Wayne Wilson vs. Atlanta 1-2-83 (3 TDs)

MOST CONSECUTIVE GAMES SCORING

50	Morten Andersen (last game 1983 through 1986)
----	---

MOST TOUCHDOWNS

Lifetime —	37	Danny Abramowicz, 1967-73
Season —	13	George Rogers, 1981
Game —	3	Walt Roberts vs. Philadelphia 11-15-67
	3	Danny Abramowicz vs. San Francisco 9-26-71
	3	Archie Manning vs. Chicago 10-2-77
	3	Chuck Muncie vs. San Francisco 11-11-79
	3	George Rogers at Los Angeles Rams 11-8-81
	3	Wayne Wilson vs. Atlanta 1-2-83

MOST FIELD GOALS

Lifetime —	97	Morten Andersen, 1982-86 (121 attempts)
Season —	31	Morten Andersen, 1985 (35 attempts)
Game —	5	Morten Andersen vs. Los Angeles Rams 12-1-85 (5 att.)

LONGEST FIELD GOAL

63	Tom Dempsey vs. Detroit 11-8-70 (NFL Record)
----	--

MOST POINTS AFTER TOUCHDOWN

Lifetime —	134	Morten Andersen, 1982-86 (137 attempts)
Season —	39	Garo Yepremian, 1979 (40 attempts)
Game —	6	Rich Szaro at Seattle 11-21-76 (6 attempts)

MOST CONSECUTIVE POINTS AFTER TOUCHDOWN

66	Charlie Durkee, 1967-68, 1971
----	-------------------------------

MOST FIELD GOAL ATTEMPTS (One Game)

7	Tom Dempsey vs. Philadelphia 11-30-69 (made 4)
---	--

MOST CONSECUTIVE FIELD GOALS

20	Morten Andersen, 11-24-85 through 10-5-86
----	---

RECEIVING

MOST PASSES CAUGHT

Lifetime —	309	Danny Abramowicz, 1967-73
Season —	74	Tony Galbreath, 1978
Game —	14	Tony Galbreath at Green Bay 9-10-78

MOST TOUCHDOWN PASSES CAUGHT

Lifetime —	37	Danny Abramowicz, 1967-73
Season —	9	Henry Childs, 1977
Game —	3	Danny Abramowicz vs. San Francisco 9-26-71

MOST YARDS GAINED RECEIVING

Lifetime —	4,875	Danny Abramowicz, 1967-73
Season —	1,069	Wes Chandler, 1979 (65 catches)
Game —	205	Wes Chandler vs. Atlanta 9-2-79 (6 catches)

LONGEST PASS RECEIVED

96	Walt Roberts from Bill Kilmer at Philadelphia 11-19-67
----	--

PUNTING

MOST PUNTS

Lifetime —	447	Tom Blanchard, 1974-78 (41.3 avg.)
Season —	101	Tom Blanchard, 1976 (39.3 avg.)
Game —	12	Tom Blanchard vs. Minnesota 11-16-75 (42.9 avg.)

PASSING

MOST PASSES COMPLETED

Lifetime —	1,849	Archie Manning, 1971-82 (3,328 attempts)
Season —	309	Archie Manning, 1980 (509 attempts)
Game —	33	Archie Manning at Green Bay 9-10-78

Lifetime —	3,335	Archie Manning, 1971-82 (completed 1,848)
Season —	509	Archie Manning, 1980 (completed 309)
Game —	53	Archie Manning at Green Bay 9-10-78 (completed 33)

MOST PASSES HAD INTERCEPTED

Lifetime —	156	Archie Manning, 1971-82 (3,328 att., 1,848 comp.)
Season —	21	Archie Manning, 1972 (448 att.)
Game —	5	Archie Manning vs. Atlanta 9-16-73 (13 att.)
	5	Archie Manning vs. Los Angeles 10-7-79 (32 att.)

MOST YARDS GAINED PASSING

Lifetime —	17,734	Archie Manning, 1971-82 (3,328 att., 1,848 comp.)
Season —	3,716	Archie Manning, 1980 (509 att., 309 comp.)
Game —	377	Archie Manning at San Francisco 12-7-80 (38 att., 24 comp.)

LONGEST TOUCHDOWN PASS

80	Bill Kilmer to Danny Abramowicz at Washington 12-17-67
----	--

LONGEST NON-SCORING PASS

96	Bill Kilmer to Walt Roberts at Philadelphia 11-19-67
----	--

MOST TOUCHDOWN PASSES

Lifetime —	115	Archie Manning, 1971-82
Season —	23	Archie Manning, 1980
Game —	6	Bill Kilmer at St. Louis 11-2-69

BEST PASSING PERCENTAGE

Lifetime —	57.2	Ken Stabler, 1982-84 (500 att., 326 comp.)
Season —	61.9	Ken Stabler, 1982 (189 att., 117 comp.)
Game —	78.6	Archie Manning at Tampa Bay 10-14-79 (14 att., 11 comp.)

MOST TIMES THROWN ATTEMPTING TO PASS

Game —	9 Dave Wilson at San Francisco 11-13-83
	9 Dave Wilson at Los Angeles Rams 11-3-85

MOST YARDS LOST ATTEMPTING TO PASS

Game —	81 Archie Manning vs. San Diego 10-9-77
--------	---

RUSHING**MOST ATTEMPTS**

Lifetime —	995 George Rogers, 1981-84 (4,267 yds, 4.3 avg.)
Season —	378 George Rogers, 1981 (1,674 yds, 4.4 avg.)
Game —	35 Earl Campbell at Minnesota 11-24-85 (160 yds, 4.6 avg.)

MOST YARDS GAINED

Lifetime —	4,267 George Rogers, 1981-84 (995 att., 4.3 avg.)
Season —	1,674 George Rogers, 1981 (378 att., 4.4 avg.)
Game —	206 George Rogers vs. St. Louis 9-4-83 (24 att., 8.6 avg.)

LONGEST SCORING RUN FROM SCRIMMAGE

	79 George Rogers at Cleveland 10-18-81
--	--

LONGEST NON-SCORING RUN FROM SCRIMMAGE

	73 George Rogers vs. Philadelphia 10-11-81
--	--

BEST AVERAGE (100 or more Attempts)

Season —	6.0 Hokie Gajan, 1984 (615 yds, 102 att.)
----------	---

BEST AVERAGE (8 or more attempts)

Game —	10.5 Tony Galbreath vs. Kansas City 9-26-76
--------	---

TOTAL OFFENSE**MOST RUNNING AND PASSING PLAYS**

Game —	54 Archie Manning at Green Bay 9-10-78
	54 Archie Manning vs. New England 12-19-72

MOST TOTAL YARDS (does not include yards lost attempting to pass)

Game —	381 Archie Manning at San Francisco 12-7-80 (377 passing, 4 rushing)
--------	--

BEST AVERAGE GAIN PER PLAY

Game —	13.0 Bill Kilmer at Philadelphia 11-19-67 (12 plays, 156 yds)
--------	---

RETURNS, INTERCEPTIONS, RECOVERIES**MOST PUNT RETURNS**

Lifetime —	104 Jeff Groth, 1981-84 (887 yds)
Season —	39 Jeff Groth, 1983 (275 yds)
Game —	6 Pete Athas vs. Houston 10-3-76 (161 yds)

MOST YARDS PUNTS RETURNED

Lifetime —	887 Jeff Groth, 1981-84 (104 returns)
Season —	436 Jeff Groth, 1981 (37 returns)
Game —	161 Pete Athas vs. Houston 10-3-76 (6 returns)

LONGEST PUNT RETURN

61	Pete Athas vs. Houston 10-3-76
61	Jitter Fields vs. St. Louis 9-23-84

MOST KICKOFF RETURNS

Lifetime —	124 Rich Mauti, 1977-83 (2,636 yds)
Season —	43 Margene Adkins, 1972 (1,020 yds)
Game —	6 Walt Roberts at Baltimore 12-10-67 (123 yds)
	6 Rich Mauti vs. Atlanta 10-19-80 (137 yds)
	6 Rich Mauti vs. Philadelphia 9-16-79 (131 yds)
	6 Jimmy Rogers vs. Philadelphia 11-9-80 (138 yds)
	6 Jimmy Rogers at San Francisco 12-7-80 (127 yds)
	6 Jimmy Rogers vs. New England 12-21-80 (118 yds)

MOST YARDS ON KICKOFF RETURNS

Lifetime —	2,836 Rich Mauti, 1977-83 (124 returns)
Season —	1,020 Margene Adkins, 1972 (43 returns)
Game —	172 John Gilliam vs. Los Angeles 9-17-67 (4 returns)

LONGEST KICKOFF RETURN

101	Mel Gray at San Francisco, 9-21-86 (TD)
-----	---

MOST PASS INTERCEPTIONS

Lifetime —	36 Tommy Myers, 1972-81 (returned 621 yds)
Season —	10 Dave Whitsell, 1967 (returned 178 yds)
Game —	3 Tommy Myers vs. Minnesota 9-3-78
	3 Dave Waymer vs. Philadelphia 10-6-85

MOST YARDS INTERCEPTIONS RETURNED

Lifetime —	621 Tommy Myers, 1972-81 (36 returns)
Season —	178 Dave Whitsell, 1967 (10 interceptions)
Game —	151 Tommy Myers vs. Minnesota 9-3-78 (3 returns)

LONGEST INTERCEPTION RETURN

97	Tommy Myers vs. Minnesota 9-3-78 (TD)
----	---------------------------------------

MOST OPPONENTS' FUMBLES RECOVERED

Lifetime —	10 Bob Pollard, 1971-76
Season —	5 Joe Federspiel, 1975
	5 Maurice Spencer, 1976
	5 Jack Del Rio, 1985
Game —	3 Maurice Spencer vs. Atlanta 10-10-76

MOST TIMES FUMBLED

Lifetime —	57 Archie Manning, 1971-82
Season —	13 George Rogers, 1981
Game —	3 Bill Kilmer at St. Louis 12-3-67
	3 Bill Kilmer vs. Cleveland 10-12-69
	3 Howard Stevens at Dallas 9-24-73
	3 Hokie Gajan vs. Tampa Bay 9-22-85

Saints Team Records

*Records set as a result of the (1982) nine-game season

OFFENSE

MOST YARDS GAINED

Season —	5,267	1979
Game —	526	vs. Miami 12-7-86 (257 rushing, 269 passing)

MOST YARDS GAINED RUSHING

Season —	2,476	1979
Game —	307	at Los Angeles 11-8-81

MOST YARDS GAINED PASSING

Season —	3,648	1980
Game —	376	at San Francisco 12-7-80

FEWEST YARDS GAINED (Total Offense)

Season —	2,655	1982*
Game —	3,189	1975
Game —	60	vs. Minnesota 11-16-75 (67 rush, -7 pass)

FEWEST YARDS GAINED RUSHING

Season —	1,193	1967
Game —	7	vs. San Francisco 10-1-72

FEWEST YARDS GAINED PASSING

Season —	1,398	1972
Game —	1,547	1975
Game —	-15	at San Francisco 10-21-73

MOST RUSHING ATTEMPTS

Season —	595	1983
Game —	55	at Atlanta 10-20-74
Game —	55	at San Francisco 10-15-78

HIGHEST AVERAGE PER RUSH

Season —	4.5	1979
Game —	7.1	vs. Miami 12-7-86

MOST TOTAL PLAYS

Season —	1,044	1984
Game —	86	vs. Green Bay 10-12-75

HIGHEST AVERAGE GAIN PER OFFENSIVE PLAY

Season —	5.7	1979
Game —	8.1	vs. Atlanta 9-2-79

FIRST DOWN

MOST FIRST DOWNS

Season —	315	1979
Game —	32	vs. Atlanta 1-2-83

FEWEST FIRST DOWNS

Season —	173	1982*
Game —	183	1970
Game —	2	at San Francisco 10-21-73

MOST FIRST DOWNS RUSHING

Season —	160	1979
Game —	19	at Seattle 11-21-76

MOST FIRST DOWNS PASSING

Game —	18	vs. Tampa Bay 12-5-82
--------	----	-----------------------

MOST FIRST DOWNS BY PENALTY

Season —	31	1969 and 1971
Game —	7	at Jets 10-26-86

SCORING

MOST POINTS

Season —	370	1979
Game —	51	at St. Louis 11-2-69
Game —	51	at Seattle 11-21-76
Half —	42	at Tampa Bay 10-14-79
Quarter —	28	at Seattle 11-21-76
Quarter —	28	vs. Oakland 12-3-79

MOST TOUCHDOWNS

Season —	46	1979
Game —	6	at St. Louis 11-2-69
Game —	6	at Seattle 11-21-76
Game —	6	at Chicago 10-2-77
Game —	6	at Tampa Bay 10-14-79

MOST POINTS AFTER TOUCHDOWN

Season —	44	1979
Game —	6	at Seattle 11-21-76
Game —	6	at Chicago 10-2-77
Game —	6	at Tampa Bay 10-14-79

MOST TOUCHDOWNS RUSHING

Season —	28	1979
Game —	5	at Tampa Bay 10-14-79

MOST TOUCHDOWNS PASSING

Season —	26	1980
Game —	6	at St. Louis 11-2-69

MOST FIELD GOALS

Season —	31	1985
Game —	5	vs. Green Bay (Milw.) 11-28-71
Game —	5	vs. Los Angeles Rams 12-1-85

LARGEST MARGIN OF VICTORY

Game —	31	Saints 37, at Atlanta 6 11-25-79
Game —		Saints 38, Tampa Bay 7 10-19-86

MOST CONSECUTIVE GAMES SCORING

50 Current beginning game 15, 1983

FEWEST POINTS SCORED

Season — 129 1982*
 163 1973

LONGEST WINNING STREAK

Game — 3 1969 (began with 25-24 win over New York Giants, 11-11-69 and ended with 45-17 loss to Atlanta, 12-7-69); 1978 (began with 14-7 win over San Francisco 10-15-78 and ended with 20-14 loss to Pittsburgh, 11-5-78); 1979 (began with 42-14 win at Tampa Bay, 10-14-79, and ended with 10-3 loss at Denver, 11-4-79); 1982 (began with 10-0 win at Chicago 9-19-82, and ended with 13-10 loss vs. Tampa Bay, 12-5-82); 1985 (began with 20-13 win over Tampa Bay, 9-22-85); and ended with 23-13 loss at Los Angeles Raiders, 10-13-85); 1986 (began with 23-10 win vs. San Francisco, 11-2-86) and ended with 26-13 loss at Los Angeles Rams, 11-23-86)

LONGEST LOSING STREAK

14 First games of 1980

PASSING**MOST PASSES COMPLETED**

Season — 334 1980 (566 attempts)
 Game — 33 vs. Green Bay 9-10-78 (53 attempts)

MOST PASSES ATTEMPTED

Season — 566 1980 (334 completions)
 Game — 53 at Green Bay 9-10-78 (33 completions)

BEST COMPLETION PERCENTAGE (10 or more passes)

Season — .614 1978 (479 att., 294 comp.)
 Game — .800 at Tampa Bay 10-14-79 (12 of 15)

FEWEST PASSES COMPLETED

Season — 137 1982*
 163 1973
 Game — 2 at San Francisco 10-15-78 (4 attempts)

FEWEST PASSES ATTEMPTED

Season — 248 1982*
 321 1977
 Game — 4 at San Francisco 10-15-78 (2 completions)

LOWEST COMPLETION PERCENTAGE

Season — .462 1975 (392 att., 181 comp.)

MOST PASSES HAD INTERCEPTED

Season — 29 1968 (439 attempts)
 Game — 6 vs. Atlanta 9-16-73 (24 attempts)

MOST TIMES SAINTS PASSERS THROWN FOR LOSSES

Season — 58 1985
 Game — 9 vs. Los Angeles 10-24-76
 9 at San Francisco 11-13-83
 9 at Los Angeles Rams 11-3-85

MOST YARDS LOST ATTEMPTING TO PASS

Season — 461 1985
 Game — 81 vs. San Diego 10-9-77

INTERCEPTIONS**MOST PASSES INTERCEPTED**

Season — 26 1979, 1986
 Game — 7 vs. Green Bay, 9-14-86

FEWEST PASSES INTERCEPTED

Season — 9 1982*
 12 1976, 1980

MOST YARDS INTERCEPTIONS RETURNED

Season — 412 1983 (23 returns)
 Game — 176 vs. Minnesota 9-3-78 (4 returns)

FUMBLES**MOST FUMBLES**

Season — 40 1981
 Game — 7 at Los Angeles, 11-8-81; vs. New England 11-30-86

FEWEST FUMBLES

Season — 17 1982*
 19 1968

MOST OPPONENTS' FUMBLES RECOVERED

Season — 17 1976
 Game — 5 vs. Dallas 11-3-68; vs. Cleveland 12-12-71; at Atlanta 11-25-79

MOST FUMBLES LOST

Season — 22 1983
 Game — 5 vs. New England 11-30-86

PUNT RETURNS**MOST PUNT RETURNS**

Game — 7 vs. New England 11-30-86

MOST YARDS PUNTS RETURNED

Game — 161 vs. Houston 10-3-76 (6 returns)

KICKOFF RETURNS

MOST KICKOFF RETURNS

Game —	9	at Philadelphia 11-19-67 (231 yds)
	9	vs. San Francisco 10-1-72 (201 yds)

MOST YARDS KICKOFFS RETURNED

Game —	223	at San Francisco 9-21-86 (5 returns)
--------	-----	--------------------------------------

PUNTING

MOST PUNTS

Season —	101	1976
Game —	12	vs. Minnesota 11-16-75

FEWEST PUNTS

Season —	46	1982*
Game —	0	vs. Atlanta 1-2-83

PENALTIES

MOST PENALTIES

Season —	112	1978 (1,044 yds)
Game —	14	vs. Minnesota 9-3-78 (132 yds)
	14	vs. St. Louis 9-4-83 (101 yds)
	14	vs. Philadelphia 10-6-85 (107 yds)

MOST YARDS PENALIZED

Season —	1,044	1978 (112 penalties)
Game —	142	at New York Giants 10-6-68 (12 penalties)

FEWEST PENALTIES

Season —	58	1973 (516 yds)
Game —	0	vs. Seattle 11-10-85

FEWEST YARDS PENALIZED

Season —	514	1982 (64 penalties)*
	515	1973 (58 penalties)

DEFENSE

MOST POINTS ALLOWED

Season —	487	1980
Game —	62	Atlanta 62 at Saints 7, 9-16-73
Half —	38	vs. Atlanta 9-16-73
Quarter —	28	at Philadelphia 11-19-67; at Chicago 10-10-71; vs. Los Angeles 10-7-79

FEWEST POINTS ALLOWED

Season —	160	1982*
Game —	263	1974
	0	Buffalo at Saints 13, 11-4-73; St. Louis at Saints 14, 12-8-74; Atlanta at Saints 30, 10-10-76; Saints 10 at Chicago, 9-19-82; Rams at Saints 6, 11-9-86

MOST YARDS ALLOWED

Season —	6,218	1980
Game —	552	vs. Atlanta 9-2-79

FEWEST YARDS ALLOWED

Season —	2,607	1982*
Game —	3,795	1974
	133	at Houston 9-30-84

MOST YARDS ALLOWED RUSHING

Season —	3,106	1980
Game —	340	vs. Los Angeles 11-25-73

FEWEST YARDS ALLOWED RUSHING

Season —	974	1982*
Game —	1,559	1986
	2	vs. New England 11-30-86

FEWEST RUSHES ATTEMPTED

Season —	255	1982*
Game —	419	1969
	13	at Minnesota 11-23-85 (59 yds)

LOWEST YIELD, YARDS PER RUSH

Season —	3.2	1986
Game —	0.1	vs. New England 11-30-86

MOST NET YARDS ALLOWED PASSING

Season —	3,653	1985
Game —	395	vs. Kansas City 9-8-85

FEWEST NET YARDS ALLOWED PASSING

Season —	1,633	1982*
Game —	1,893	1977
	16	at New England 12-4-83

FEWEST PASSES ATTEMPTED

Season —	245	1982 (149 completions)*
Game —	333	1971 (175 completions)
	10	at New England 12-4-83 (3 completions)

FEWEST COMPLETIONS ALLOWED

Season —	149	1982 (245 attempts)*
Game —	152	1968 (366 attempts)
	3	at New England 12-4-83 (10 attempts)

LOWEST PCT. OPPONENTS' PASSES COMPLETED

Season —	.418	1968 (153 of 366)
Game —	.250	vs. Chicago 12-1-68 (5 of 20)

MOST TIMES OPPONENTS' PASSERS THROWN FOR LOSSES

Season —	56	1983
Game —	9	vs. Los Angeles Rams 12-1-85 (69 yds)

MOST YARDS LOST BY OPPONENTS' PASSER

Season —	437	1983 (56 sacks)
Game —	73	vs. Chicago 9-18-83 (8 sacks)

FEWEST TIMES TACKLED OPPONENTS' PASSER
 Season — 17 1970 (136 yds)

FEWEST YARDS LOST BY OPPONENTS' PASSER
 Season — 136 1970 (17 sacks)

FEWEST OFFENSIVE PLAYS (Rush and Pass)
 Season — 531 1982*
 823 1969
 Game — 45 at Philadelphia 12-8-68

GREATEST MARGIN OF DEFEAT
 55 Atlanta 62 at Saints 7, 9-16-73

CHRONOLOGY OF UNIFORM CHANGES

The following is a catalogue of uniform changes since the Saints' inception in 1966:

1967—Gold pants with black and white striping; black jerseys with gold numerals and white trim with white and gold piping on sleeves; white jerseys with gold numerals and black trim with black and gold piping on sleeves. Gold helmet with black Fleur-de-Lis on either side, and black and white striping down the middle.

1969—Preseason games only—Black helmets with gold Fleur-de-Lis on either side and gold and white striping down the middle. Helmets have been gold since.

1971—Color of the numerals changed. Black with gold trim on white jerseys and white with gold trim on black jerseys.

1975—Pants were changed from gold to white with black and gold striping.

1976—Black pants introduced to wear with white jerseys. Gold and white striping down the sides. Same white pants worn with black jerseys. Facemask changed from grey to black.

1983—Numbers changed to "San Diego-style" numerals. Thin border around the number with no direct contact between number and border. The second change was from socks with black and gold piping to solid black sock.

1985—Gold pants with wide solid black stripe. State/Fleur-de-Lis patch on side of pants. Jersey redesigned with TV numbers on shoulders, and State/Fleur-de-Lis on sleeve. Stripes on sleeve eliminated. Socks feature wide gold stripe in black background.

OPPONENTS INDIVIDUAL RECORDS

TOTAL OFFENSE

MOST TOTAL PLAYS

51 Jack Concannon, Chicago, 12-20-70

MOST YARDS GAINED

397 Bill Kenney, Kansas City 9-8-85

MOST YARDS PER PLAY (10 or more plays)

11.7 Bart Starr, Green Bay 11-17-68

RUSHING

MOST RUSHES

39 Gerald Riggs, Atlanta 12-22-85

MOST YARDS GAINED

247 Willie Ellison, Los Angeles 12-5-71

MOST YARDS PER RUSH (8 or more carries)

11.0 Terry Bradshaw 11-25-74 (99 yards, 9 carries)

LONGEST SCORING RUN

80 Willie Ellison, Los Angeles 12-5-71

LONGEST NON-SCORING RUN

66 Eric Dickerson, L.A. Rams 10-14-84

PASSING

MOST ATTEMPTS

50 Jack Concannon, Chicago 12-20-70

MOST COMPLETIONS

29 Jeff Kemp, San Francisco 9-21-86

MOST HAD INTERCEPTED

5 Randy Wright, Green Bay 9-14-86

MOST YARDS GAINED

397 Bill Kenney, Kansas City 9-8-85

BEST PERCENTAGE

90.9 Scott Hunter, Atlanta, 10-31-76 (10 of 11)

MOST TOUCHDOWNS

6 Charley Johnson, St. Louis 11-2-69

LONGEST SCORING PASS

88 Bob Berry To Harmon Wages, Atlanta 12-7-69

LONGEST NON-SCORING PASS

84 Bob Berry To Ken Burrow, Atlanta 12-19-72

PASS RECEIVING

MOST RECEPTIONS

12 Rickey Young, Minnesota 9-3-78

12 John Spagnola, Philadelphia 10-6-85

MOST YARDS GAINED

190 Ken Burrow, Atlanta 12-19-71

MOST TOUCHDOWNS

4 Dave Williams, St. Louis 11-2-69

PUNTING

MOST PUNTS

10 John James, Atlanta 10-24-74

10 Ray Guy, L.A. Raiders 10-13-85

LONGEST PUNT

87 Dave Finzer, Chicago 10-7-84

PUNT RETURNS

MOST RETURNS

10 Mike Nelms, Washington 12-26-82

MOST YARDS RETURNED

143 Chuck Latourette, St. Louis 9-29-68

KICKOFF RETURNS

MOST KICKOFF RETURNS

7 Dennis Pearson, Atlanta 9-2-79

MOST YARDS RETURNED

189 Dave Hampton, Green Bay 11-28-71

LONGEST RETURN

105 Travis Williams, Los Angeles 12-5-71

SCORING

MOST FIELD GOALS

6 Bobby Howfield, N.Y. Jets 12-3-72

6 Ray Wersching, San Francisco 10-16-83

MOST TOUCHDOWNS

4 Dave Williams, St. Louis 11-2-69

LONGEST FIELD GOAL

55 Joe Danelo, N. Y. Giants 9-20-81

MOST POINTS SCORED

24 Dave Williams, St. Louis 11-2-69

INTERCEPTIONS

MOST INTERCEPTIONS

3 Pat Thomas, Los Angeles 10-7-79

3 Leonard Coleman, Indianapolis 10-12-86

MOST YARDS RETURNED

93 Ross Fichtner, Cleveland 10-1-67

LONGEST RETURN

88 Ross Fichtner, Cleveland 10-1-67#

69 Jeremiah Castille, Tampa Bay 10-23-83

#Lateral from Erich Barnes

OPPONENTS TEAM RECORDS

SCORING

MOST POINTS SCORED

62 Atlanta 9-16-73

TOTAL OFFENSE

MOST RUSHING AND PASSING PLAYS

87 Atlanta 9-2-79

MOST YARDS

552 Atlanta 9-2-79

BEST AVERAGE GAIN

8.1 at St. Louis 11-2-69

RUSHING OFFENSE

MOST RUSHES

62 St. Louis 10-4-80

MOST YARDS

340 Los Angeles 11-25-73

BEST AVERAGE GAIN

7.53 at Los Angeles 12-5-71

PASSING OFFENSE

MOST ATTEMPTS

58 Green Bay 9-14-86

MOST COMPLETIONS

29 at San Francisco 9-21-86

MOST HAD INTERCEPTED

7 Green Bay 9-14-86

MOST NET YARDS GAINED

395 Kansas City 9-8-85

BEST PERCENTAGE

.905 Green Bay 12-13-81 (19 of 21)

MOST TOUCHDOWNS

6 at St. Louis 11-2-69

FIRST DOWNS

MOST FIRST DOWNS

35 Atlanta 9-2-79

MOST FIRST DOWNS RUSHING

23 St. Louis 10-4-80

MOST FIRST DOWNS PASSING

22 at San Francisco 11-13-83

MOST FIRST DOWNS BY PENALTY

5 at N. Y. Giants 10-6-68

5 at Los Angeles 12-5-71

5 at Indianapolis 10-12-86

PUNTING

MOST PUNTS

10 at Atlanta 10-20-74

10 at L.A. Raiders 10-13-85

BEST AVERAGE

54.5 at Indianapolis 10-12-86

PUNT RETURNS

MOST RETURNS

10 Washington 12-26-82

MOST YARDS RETURNED

143 St. Louis 9-29-68

KICKOFF RETURNS

MOST RETURNS

8 Washington 9-22-68

8 Atlanta 9-2-79

MOST YARDS RETURNED

190 at San Francisco 10-22-67

FUMBLES

MOST FUMBLES

7 Cleveland 12-21-71

7 at Los Angeles 12-16-79

7 at Jets 10-26-86

MOST FUMBLES LOST TO NEW ORLEANS

5 Three times (last time Atlanta 10-15-72)

PENALTIES

MOST PENALTIES

14 at Los Angeles 12-5-71

14 Atlanta 9-2-84

MOST YARDS PENALIZED

195 Pittsburgh 11-25-74

RUSHING OFFENSE

MOST RUSHES

86 New Orleans 39 at Atlanta 47, 12-16-73

PASSING OFFENSE

MOST YARDS PASSING

719 New Orleans 374 at St. Louis 345, 11-2-69

MOST PASSES ATTEMPTED

83 Kansas City 35 at New Orleans 48, 9-8-85

MOST PASSES COMPLETED

49 Philadelphia 21 at New Orleans 28, 11-9-80

MOST HAD INTERCEPTED

9 Green Bay 7 at New Orleans 2, 9-14-86

MOST TOUCHDOWNS

12 New Orleans 6 at St. Louis 6, 11-2-69

FUMBLES

MOST FUMBLES

10 Cleveland 7 at New Orleans 3, 12-12-71

MOST FUMBLES LOST

8 Cleveland 5 at New Orleans 3, 12-12-71

PENALTIES

MOST YARDS PENALIZED

218 Atlanta 143, at New Orleans 75, 9-2-84

FEWEST YARDS PENALIZED

15 Dallas 10 at New Orleans 5, 9-28-69

FIRST DOWNS

MOST FIRST DOWNS

58 Atlanta 35 at New Orleans 23, 9-2-79

FEWEST FIRST DOWNS

19 Los Angeles 10 at New Orleans 9, 11-9-86

DEFENSIVE RECORDS

FEWEST POINTS SCORED

6 at New Orleans 6, Rams 0, 11-9-86

FEWEST YARDS TOTAL OFFENSE

379 San Francisco 295 at New Orleans 84, 10-1-72

FEWEST YARDS RUSHING OFFENSE

126 New Orleans 61 at New York Jets 55, 10-26-86

FEWEST YARDS PASSING OFFENSE

87 Atlanta 63 at New Orleans 24, 9-29-74

SAINTS DRAFT TRIVIA

In 21 college drafts (1967-87), the Saints have selected 323 players from 139 different colleges and universities.

BY POSITIONS: 50 running backs, 40 linebackers, 37 wide receivers, 30 safeties, 29 cornerbacks, 28 offensive guards, 24 offensive tackles, 24 defensive ends, 17 tight ends, 10 quarterbacks, 7 centers and 8 kicking specialists.

BY COLLEGE: 9 from USC; 8 from Michigan, Missouri, and *Tulane; 7 from Oklahoma; 6 from Nebraska, Notre Dame, and Tennessee; 5 from Georgia, LSU, Mississippi, Ohio State and Tulsa.

*Bart Graves, Steve Barrios, Rusty Lachaussee, Tommy Thibodeaux, Mike Truaz, Charles Hall, Marvin Lewis and Treg Songy.

TWO-TEAM RECORDS

SCORING

MOST TOTAL POINTS

93 New Orleans 51 at St. Louis 42, 11-2-69

NFL DIRECTORY

COMMISSIONER'S OFFICE

PETE ROZELLE.....	Commissioner
JAY MOYER.....	Executive Vice-President and League Counsel
JOHN SCHOEMER.....	Treasurer
DON WEISS.....	Executive Director
JOE RHEIN.....	Director of Administration
JOE BROWNE.....	Director of Communications
JAN VAN DUSER.....	Director of Operations
VAL PINCHBECK, JR.....	Director of Broadcasting
JIM HEFFERNAN.....	Director of Public Relations
WARREN WELSH.....	Director of Security
CHARLES JACKSON.....	Assistant Director of Security
JOEL BUSSERT.....	Director of Player Personnel
ART MCNALLY.....	Supervisor of Officials
JACK READER.....	Assistant Supervisor of Officials
NICK SKORICH.....	Assistant Supervisor of Officials
JOE GARDI.....	Assistant Supervisor of Officials
TONY VETARI.....	Assistant Supervisor of Officials
JIM STEEG.....	Director of Special Events
SUSAN McCANN.....	Assistant Director of Special Events
JIM NOEL.....	Assistant Counsel
TOM SULLIVAN.....	Controller
PHILIP N. AYOUB.....	Assistant Controller
MEL BLOUNT.....	Director of Player Relations

AMERICAN FOOTBALL CONFERENCE

LAMAR HUNT.....	President
AL WARD.....	Assistant to the President
PETE ABITANTE.....	Director of Information

NATIONAL FOOTBALL CONFERENCE

WELLINGTON MARA.....	President
BILL GRANHOLM.....	Assistant to the President
DICK MAXWELL.....	Director of Information

1987 GAME STAFF

Field—Tim Alexander, photographer; Moise Bloch, Dan Scott, sideline contacts; Robert Sauerbrei, Jr., Benny Recatto, Judy Recatto, entertainment; Sylvia Labourdette, Richard Thurman, Jr., dance team.

Press Box—Jimmy Young, John Lutz, Joe Englert, Harold Shelley, David Fisher, Gayle Letulle, Bob Remy, statisticians; Jerry Romig, public address announcer; Maury Magill, press box announcer; Glen Gassenberger, Don Boyne, press box services; Chris Byrne, television support; Mickey Crossin, security; Russell Palazzolo, elevator; Alan Levith, post-game quotes; Kervin Voissan, replay monitor.

NFL 1986 STANDINGS

AFC

EASTERN DIVISION

	W	L	T	Pct.	Pts.	OP
New England	11	5	0	.688	412	307
N.Y. Jets	10	6	0	.625	364	386
Miami	8	8	0	.500	430	405
Buffalo	4	12	0	.250	287	348
Indianapolis	3	13	0	.188	229	400

CENTRAL DIVISION

Cleveland	12	4	0	.750	391	310
Cincinnati	10	6	0	.625	358	326
Pittsburgh	6	10	0	.375	307	336
Houston	5	11	0	.313	274	329

WESTERN DIVISION

Denver	11	5	0	.688	378	327
Kansas City	10	6	0	.625	358	326
Seattle	10	6	0	.625	366	293
L.A. Raiders	8	8	0	.500	323	346
San Diego	4	12	0	.250	335	396

NFC

EASTERN DIVISION

	W	L	T	Pct.	Pts.	OP
N.Y. Giants	14	2	0	.875	371	236
Washington	12	4	0	.750	368	296
Dallas	7	9	0	.438	346	337
Philadelphia	5	10	1	.344	256	312
St. Louis	4	11	1	.281	218	351

CENTRAL DIVISION

Chicago	14	2	0	.875	371	236
Minnesota	9	7	0	.563	398	273
Detroit	5	11	0	.313	277	326
Green Bay	4	12	0	.250	254	418
Tampa Bay	2	14	0	.125	239	473

WESTERN DIVISION

San Francisco	10	5	1	.656	374	247
Los Angeles	10	6	0	.625	309	267
Atlanta	7	8	1	.469	280	280
New Orleans	7	9	0	.438	288	287

1986 POSTSEASON GAMES

(Home Team in CAPS)

WILD CARD GAMES

WASHINGTON 19, Los Angeles Rams 7 (54,567)

NEW YORK JETS 35, Kansas City 15 (75,210)

DIVISIONAL PLAYOFFS

Washington 27, CHICAGO 13 (65,524)

NEW YORK GIANTS 49, San Francisco 3 (75,691)

CLEVELAND 23, New York Jets 20 (OT) (79,720)

DENVER 22, New England 17, (75,262)

CONFERENCE CHAMPIONSHIPS

NEW YORK GIANTS 17, Washington 0 (76,891)

Denver 23, CLEVELAND 20 (OT) (79,973)

SUPER BOWL XXI at Rose Bowl, Pasadena, California

NEW YORK GIANTS 39, Denver 20 (101,063)

AFC-NFC PRO BOWL at Honolulu, Hawaii

AFC 13, NFC 6 (50,101)

NFL PLAYOFF TIE-BREAKERS

Two Clubs

1. Head-to-Head (best won-lost-tied percentage in games between the clubs).
2. Best won-lost-tied percentage in games played within the division.
3. Best won-lost-tied percentage in games played within the conference.
4. Best won-lost-tied percentage in common games, if applicable.
5. Best net points in division games.
6. Best net points in all games.
7. Strength of schedule.
8. Best net touchdowns in all games.
9. Coin toss.

Three or More Clubs

1. Head-to-Head (best won-lost-tied percentage in games among the clubs).
2. Best won-lost-tied percentage in games played within the division.
3. Best won-lost-tied percentage in games played within the conference.
4. Best won-lost-tied percentage in common games.
5. Best net points in division games.
6. Best net points in all games.
7. Strength of schedule.
8. Best net touchdowns in all games.
9. Coin toss.

WILD CARD TIES

1. If all tied clubs are from the same division, apply division tiebreaker.
2. If the tied clubs are from different divisions, apply the following steps.

Two Clubs

1. Head-to-Head, if applicable.
2. Best won-lost-tied percentage played within the division.
3. Best won-lost-tied percentage in common games, minimum of four.
4. Best average net points in conference games.
5. Best net points in all games.
6. Strength of schedule.
7. Best net touchdowns in all games.
8. Coin toss.

Three or More Clubs

1. Head-to-Head sweep (applicable only if one club has defeated each of the others or one club has lost to each of the others).
2. Best won-lost-tied percentage in games played within the conference.
3. Best won-lost-tied percentage in common games, minimum of four.
4. Best average net points in conference games.
5. Best net points in all games.
6. Strength of schedule.
7. Best net touchdowns in all games.
8. Coin toss.

INSTANT REPLAY APPROVED FOR 1987

For the second year in a row, NFL clubs have approved a limited system of Instant Replay on a one-year basis.

The system basically stays the same as in 1986 with the exception that larger monitors will be used by Replay Officials. In 1986, there were 374 plays closely reviewed (defined as a contact to the field, but not necessarily stoppage of play). There were 38 reversals for an average of one reversal in each six games. There were three other rulings (clarification of rules) by Replay Officials.

In 1986, the system was approved by a 23-4-1 vote. In 1987, the vote was 21-7.

The NFL has discussed Instant Replay in some degree or other since the early 1970s. The League experimented in 1976 and 1978 using two basic frameworks—an independent system using cameras, replay machines, and technicians separate from the network covering the game, and a "no frills" approach using existing television coverage.

In 1985, the NFL used the network feed of nine nationally televised preseason games to experiment with the basic system that later was adopted for 1986 and 1987. A total of 28 plays were examined closely in 1985 (17 confirmed call, 4 were inconclusive, 1 was reversed, and 6 had no replay shown).

What is the objective of this system?

The clubs feel that on certain plays the telecast viewed by the general public should be used to correct an indisputable error. The system will be used to reverse an on-field decision only when the Replay Official has *indisputable visual evidence* available to him that warrants the change.

Is the television network carrying the game part of the review process?

No. Although the Replay Official will be viewing the live network feed, there is no communication to television personnel as to what plays to show or not to show.

What is the step-by-step procedure of play review?

The Replay Official will view game action and a play will be replayed immediately on one of the two monitors, while the other monitor continues to record the live feed.

The Replay Official makes a determination if further study of the play is needed. If not, there is no contact with the field and play continues without interruption.

If the Replay Official believes an error may have been made, the Umpire will be contacted via a headset.

The Replay Official will watch replay(s) on one or both monitors and complete his review within a reasonable period after the play is over.

The Replay Official will inform the Umpire of his decision, and the Referee will make the appropriate announcement on the wireless microphone.

The limited Instant Replay system concentrates on plays of possession or touching (e.g., fumbles, receptions, interceptions, muffs) and most plays governed by the sidelines, goal lines, end lines, and line of scrimmage (e.g., receiver or runner in or out of bounds, forward or backward passes, breaking the plane of the goal line).

However, the Instant Replay system will *not* include the following fouls: clipping; encroachment and offsides; grasp of facemask; false start; defensive pass interference; offensive pass interference; offensive holding and illegal use of hands; illegal batting or punching ball; illegal block on free kick or scrimmage kick; illegal crackback; illegal motion; illegal use of forearm or elbow; illegal use of hands by defense; illegally kicking the ball; illegally snapping the ball; intentional grounding; member of the punting team downfield early; illegal formation; palpably unfair act; piling on; roughing the passer; running into or roughing the kicker; striking, kicking, or kneeling; unnecessary roughness; unsportsmanlike conduct; and use of the helmet as a weapon.

1987 NFL PRESEASON SCHEDULE

(All Times Local)

SATURDAY, AUGUST 8

Hall of Fame Game

Kansas City (AFC) vs. San Francisco (NFC)

Canton, Ohio. 12:00

SUNDAY, AUGUST 9

Los Angeles Rams vs. Denver, London, England.
6:00

FIRST WEEK

THURSDAY, AUGUST 13

Kansas City at Houston. 7:00

Seattle at Los Angeles Rams. 7:30

FRIDAY, AUGUST 14

Pittsburgh at Washington. 8:00

SATURDAY, AUGUST 15

Buffalo at Atlanta. 8:00

Cincinnati at Tampa Bay. 7:00

Denver vs. Green Bay at Tempe, Arizona. 7:00

Dallas at San Diego. 6:00

Indianapolis at Detroit. 8:00

Minnesota at New Orleans. 7:00

Philadelphia at New York Jets. 8:00

San Francisco at Los Angeles Raiders. 7:00

St. Louis at Cleveland. 7:30

SUNDAY, AUGUST 16

Chicago at Miami. 8:00

New York Giants at New England. 1:30

SECOND WEEK

SATURDAY, AUGUST 22

Atlanta at Kansas City. 7:30

Buffalo at Los Angeles Raiders. 6:00

Cincinnati at Detroit. 8:00

Cleveland at New York Giants. 8:00

Dallas at San Francisco. 6:00

Houston at New Orleans. 7:00

Indianapolis at Minnesota. 7:00

New York Jets at Tampa Bay. 7:00

Pittsburgh at Chicago. 6:00

Seattle at St. Louis. 7:00

Washington vs. Green Bay at Madison, Wis.. 1:00

SUNDAY, AUGUST 23

Los Angeles Rams at San Diego. 5:00

Philadelphia at New England. 7:00

MONDAY, AUGUST 24

Miami at Denver. 6:00

THIRD WEEK

THURSDAY, AUGUST 27

San Diego at San Francisco. 6:00

FRIDAY, AUGUST 28

Detroit at Seattle. 7:30

SATURDAY, AUGUST 29

Buffalo at Kansas City. 7:30

Cincinnati at Green Bay. 7:00

Cleveland at Atlanta. 8:00

Denver at Los Angeles Rams. 7:00

Houston at Indianapolis. 7:30

Miami at Philadelphia. 7:30

New England at Minnesota. 2:00

New York Jets at New York Giants. 9:00

Pittsburgh at New Orleans. 7:00

Washington at Tampa Bay. 7:00

SUNDAY, AUGUST 30

Los Angeles Raiders at Dallas. 7:00

MONDAY, AUGUST 31

St. Louis at Chicago. 7:00

FOURTH WEEK

THURSDAY, SEPTEMBER 3

Minnesota at Denver. 6:00

Detroit at Philadelphia. 7:30

FRIDAY, SEPTEMBER 4

Buffalo at Miami. 8:00

New England vs. Atlanta at Jacksonville, Fla.. 8:00

New Orleans at Cincinnati. 7:35

New York Jets at San Diego. 7:00

San Francisco at Seattle. 5:00

SATURDAY, SEPTEMBER 5

Chicago at Los Angeles Raiders. 1:00

Cleveland vs. Green Bay at Milwaukee. 7:00

Houston at Dallas. 8:00

New York Giants at Pittsburgh. 9:00

Tampa Bay at Indianapolis. 7:30

Washington at Los Angeles Rams. 6:00

SUNDAY, SEPTEMBER 6

Kansas City vs. St. Louis at Memphis, Tenn.. 1:30

1987 NFL Schedule

(All Times Local)

SUNDAY, SEPTEMBER 13

(First Weekend)**

Atlanta at Tampa Bay 1:00

Cincinnati at Indianapolis 12:00

Cleveland at New Orleans 12:00

Dallas at St. Louis 12:00

Detroit at Minnesota 12:00

Los Angeles Raiders at Green Bay 3:00

Los Angeles Rams at Houston 12:00

Miami at New England 1:00

New York Jets at Buffalo 1:00

Philadelphia at Washington 1:00

San Diego at Kansas City 12:00

San Francisco at Pittsburgh 1:00

Seattle at Denver 2:00

MONDAY, SEPTEMBER 14

New York Giants at Chicago 8:00

SUNDAY, SEPTEMBER 20

(Second Weekend)*

Dallas at New York Giants 4:00

Denver vs. Green Bay at Milwaukee 12:00

Detroit at Los Angeles Raiders 1:00

Houston at Buffalo 1:00

Kansas City at Seattle 1:00

Miami at Indianapolis 12:00

Minnesota at Los Angeles Rams 1:00

New Orleans at Philadelphia 1:00

Pittsburgh at Cleveland 1:00

St. Louis at San Diego 1:00

San Francisco at Cincinnati 1:00

Tampa Bay at Chicago 12:00

Washington at Atlanta 1:00

MONDAY, SEPTEMBER 21

New England at New York Jets 8:00

SUNDAY, SEPTEMBER 27

(Third Weekend)**

Atlanta at New Orleans 12:00

Buffalo at Dallas 12:00

Chicago at Detroit 1:00

Cincinnati at Los Angeles Rams 1:00

Green Bay at Tampa Bay 1:00

Indianapolis at St. Louis 12:00

Los Angeles Raiders at Houston 12:00

Minnesota at Kansas City 12:00

New York Jets at Pittsburgh 4:00

New York Giants at Miami 1:00

New England at Washington 1:00

Philadelphia at San Francisco 1:00

Seattle at San Diego 1:00

MONDAY, SEPTEMBER 28

Denver at Cleveland 9:00

SUNDAY, OCTOBER 4

(Fourth Weekend)*

Chicago at Philadelphia 1:00

Cleveland at New England 1:00

Dallas at New York Jets 4:00

Green Bay at Minnesota 12:00

Houston at Denver 2:00

Indianapolis at Buffalo 1:00

Kansas City at Los Angeles Raiders 1:00

Los Angeles Rams at New Orleans 12:00

Miami at Seattle 1:00

Pittsburgh at Atlanta 1:00

St. Louis at Washington 1:00

San Diego at Cincinnati 1:00

Tampa Bay at Detroit 1:00

MONDAY, OCTOBER 5

San Francisco at New York Giants 9:00

SUNDAY, OCTOBER 11

(Fifth Weekend)*

Atlanta at San Francisco 1:00

Buffalo at New England 1:00

Cincinnati at Seattle 1:00

Detroit at Green Bay 12:00

Houston at Cleveland 1:00

Kansas City at Miami 1:00

Minnesota at Chicago 12:00

New Orleans at St. Louis 12:00

New York Jets at Indianapolis 12:00

Philadelphia at Dallas 12:00

Pittsburgh at Los Angeles 1:00

San Diego at Tampa Bay 1:00

Washington at New York Giants 4:00

MONDAY, OCTOBER 12

Los Angeles Raiders at Denver 7:00

SUNDAY, OCTOBER 18

(Sixth Weekend)**

Cleveland at Cincinnati 1:00

Denver at Kansas City 3:00

Indianapolis at Pittsburgh 1:00

Los Angeles Rams at Atlanta 1:00

Miami at New York Jets 1:00

New England at Houston 12:00

New Orleans at Chicago 12:00

New York Giants at Buffalo 4:00

Philadelphia at Green Bay 12:00

St. Louis at San Francisco 1:00

San Diego at Los Angeles Raiders 1:00

Seattle at Detroit 1:00

Tampa Bay at Minnesota 12:00

MONDAY, OCTOBER 19

Washington at Dallas8:00

SUNDAY, OCTOBER 25**(Seventh Weekend)****

Atlanta at Houston12:00
 Buffalo at Miami1:00
 Chicago at Tampa Bay1:00
 Cincinnati at Pittsburgh1:00
 Dallas at Philadelphia1:00
 Denver at Minnesota12:00
 Green Bay at Detroit1:00
 Kansas City at San Diego1:00
 New England at Indianapolis1:00
 New York Jets at Washington1:00
 St. Louis at New York Giants4:00
San Francisco at New Orleans12:00
 Seattle at Los Angeles Raiders1:00

MONDAY, OCTOBER 26

Los Angeles Rams at Cleveland9:00

SUNDAY, NOVEMBER 1**(Eighth Weekend)***

Cleveland at San Diego1:00
 Detroit at Denver2:00
 Houston at Cincinnati1:00
 Indianapolis at New York Jets1:00
 Kansas City at Chicago12:00
 Los Angeles Raiders at New England1:00
 Minnesota at Seattle1:00
New Orleans at Atlanta1:00
 Philadelphia at St. Louis12:00
 Pittsburgh at Miami1:00
 San Francisco at Los Angeles Rams1:00
 Tampa Bay vs. Green Bay at Milwaukee12:00
 Washington at Buffalo1:00

MONDAY, NOVEMBER 2

New York Giants at Dallas8:00

SUNDAY, NOVEMBER 8**(Ninth Weekend)****

Atlanta at Cleveland1:00
 Chicago at Green Bay12:00
 Dallas at Detroit1:00
 Denver at Buffalo1:00
 Houston at San Francisco1:00
 Los Angeles Raiders at Minnesota12:00
 Miami at Cincinnati4:00
 New England at New York Giants8:00
New Orleans at Los Angeles Rams1:00
 Pittsburgh at Kansas City12:00
 San Diego at Indianapolis1:00
 Tampa Bay at St. Louis12:00
 Washington at Philadelphia1:00

MONDAY, NOVEMBER 9

Seattle at New York Jets8:00

SUNDAY, NOVEMBER 15**(Tenth Weekend)***

Buffalo at Cleveland1:00
 Cincinnati at Atlanta4:00
 Dallas at New England1:00
 Detroit at Washington1:00
 Green Bay at Seattle1:00
 Houston at Pittsburgh1:00
 Indianapolis at Miami1:00
 Los Angeles Raiders at San Diego5:00
 Los Angeles Rams at St. Louis12:00
 Minnesota at Tampa Bay1:00
New Orleans at San Francisco1:00
 New York Giants at Philadelphia4:00
 New York Jets at Kansas City12:00

MONDAY, NOVEMBER 16

Chicago at Denver7:00

SUNDAY, NOVEMBER 22**(Eleventh Weekend)****

Atlanta at Minnesota12:00
 Buffalo at New York Jets1:00
 Cleveland at Houston12:00
 Detroit at Chicago12:00
 Denver at Los Angeles Raiders1:00
 Green Bay at Kansas City12:00
 Indianapolis at New England1:00
 Miami at Dallas7:00
New York Giants at New Orleans3:00
 Pittsburgh at Cincinnati1:00
 St. Louis at Philadelphia1:00
 San Diego at Seattle1:00
 San Francisco at Tampa Bay1:00

MONDAY, NOVEMBER 23

Los Angeles Rams at Washington9:00

THURSDAY, NOVEMBER 26**(Twelfth Weekend)*****(Thanksgiving Day)**

Kansas City at Detroit12:30
 Minnesota at Dallas3:00

SUNDAY, NOVEMBER 29

Cincinnati at New York Jets1:00
 Cleveland at San Francisco5:00
 Denver at San Diego1:00
 Green Bay at Chicago12:00
 Houston at Indianapolis1:00
 Miami at Buffalo1:00
New Orleans at Pittsburgh1:00
 New York Giants at Washington4:00
 Philadelphia at New England1:00
 St. Louis at Atlanta1:00
 Tampa Bay at Los Angeles Rams1:00

MONDAY, NOVEMBER 30

Los Angeles Raiders at Seattle6:00

SUNDAY, DECEMBER 6**(Thirteenth Weekend)****

Atlanta at Dallas12:00
 Buffalo at Los Angeles Raiders1:00
 Chicago at Minnesota7:00
 Indianapolis at Cleveland1:00
 Kansas City at Cincinnati1:00
 Los Angeles Rams at Detroit1:00
 New England at Denver2:00
 Philadelphia at New York Giants1:00
 San Diego at Houston12:00
 San Francisco at Green Bay12:00
 Seattle at Pittsburgh1:00
Tampa Bay at New Orleans3:00
 Washington at St. Louis12:00

MONDAY, DECEMBER 7

New York Jets at Miami9:00

SUNDAY, DECEMBER 13**(Fourteenth Weekend)***

Atlanta at Los Angeles Rams1:00
 Buffalo at Indianapolis1:00
 Cincinnati at Cleveland1:00
 Dallas at Washington1:00
 Denver at Seattle5:00
 Detroit at Tampa Bay4:00
Houston at New Orleans12:00
 Los Angeles Raiders at Kansas City3:00
 Miami at Philadelphia1:00
 Minnesota vs. Green Bay at Milwaukee12:00
 New York Giants at St. Louis3:00
 New York Jets at New England1:00
 Pittsburgh at San Diego1:00

MONDAY, DECEMBER 14

Chicago at San Francisco6:00

SATURDAY, DECEMBER 19**(Fifteenth Weekend)****

Green Bay at New York Giants12:30
 Kansas City at Denver2:00

SUNDAY, DECEMBER 20

Cleveland at Los Angeles Raiders1:00
 Indianapolis at San Diego1:00
 Minnesota at Detroit1:00
 New England at Buffalo1:00
 New Orleans at Cincinnati1:00
 Philadelphia at New York Jets1:00
 Pittsburgh at Houston12:00
 St. Louis at Tampa Bay4:00
 San Francisco at Atlanta1:00
 Seattle at Chicago12:00
 Washington at Miami8:00

MONDAY, DECEMBER 21

Dallas at Los Angeles Rams6:00

SATURDAY, DECEMBER 26**(Sixteenth Weekend)***

Cleveland at Pittsburgh12:30
 Washington at Minnesota3:00

SUNDAY, DECEMBER 27

Buffalo at Philadelphia1:00
 Chicago at Los Angeles Raiders1:00
 Cincinnati at Houston12:00
 Detroit at Atlanta1:00
Green Bay at New Orleans12:00
 Los Angeles Rams at San Francisco5:00
 New York Jets at New York Giants1:00
 St. Louis at Dallas12:00
 San Diego at Denver2:00
 Seattle at Kansas City12:00
 Tampa Bay at Indianapolis1:00

MONDAY, DECEMBER 28

New England at Miami9:00

*CBS-TV Doubleheader Weekend

**NBC-TV Doubleheader Weekend

POSTSEASON GAME SCHEDULE

Sunday, Jan. 3
 Saturday, Jan. 9
 Sunday, Jan. 10
 Sunday, Jan. 17
 Sunday, Jan. 31

—AFC and NFC Wild Card Playoffs (NBC and CBS)
 —AFC and NFC Divisional Playoffs (NBC and CBS)
 —AFC and NFC Divisional Playoffs (NBC and CBS)
 —AFC and NFC Championship Games (NBC and CBS)
 —Super Bowl XXII at San Diego Jack Murphy Stadium,
 San Diego, California
 —AFC-NFC Pro Bowl at Honolulu, Hawaii (ABC)

Sunday, Feb. 7

SAINTS TICKET INFORMATION



LOUISIANA SUPERDOME
SEATING CAPACITY: 69,825

			TICKET OFFICE
Season	Single	Game	The New Orleans Saints ticket office is located in the Louisiana Superdome, gate A ground level. Office hours are from 9 a.m. to 5 p.m. on weekdays, and 9 a.m. to 5 p.m. on Saturdays before home games. Ticket windows open two hours prior to kickoff on Sundays. The ticket office is not open on Saturdays before games that are sellouts. Ticket will call is also located at gate A ground level in the Saints ticket office.
\$209.00	Loge Level and Padded Terrace	\$19.00	
\$176.00	Plaza Level	\$16.00	
\$132.00	Terrace Level	\$12.00	

Use your Visa or Mastercard to order tickets by mail. Other mail orders will be accepted when accompanied by a certified check or money order for the amount plus \$1 for handling.

Ticketmaster also processes phone orders. A \$2.75 service charge is required on all phone orders.

TICKETMASTER PHONE NUMBERS

In New Orleans Area	(504) 888-8181
In Louisiana Toll Free	(800) 228-3944
Outside Louisiana Toll Free	(800) 535-5151

SINGLE GAME TICKET OUTLETS

Individual game tickets are available at official Saints ticket outlets at the following locations: NEW ORLEANS/BATON ROUGE AND THROUGHOUT MISSISSIPPI — All Ticketmaster outlets. WESTBANK — Algiers Naval Support Activity.

Media Information

MEDIA GATE: Media entrance for Saints games at Superdome is located on lower level of northwest parking garage (side nearest Claiborne Avenue overpass) near the center of the building. Media door opens two hours prior to kickoff (media will-call at this entrance).

CREDENTIAL REQUESTS: Superdome press box space is reserved for the working news media. Requests should be made at least one week in advance and directed to Rusty Kasmiersky, director of media services, New Orleans Saints, 6928 Saints Drive, Metairie, LA 70003. Phone: (504) 733-6147.

TELEVISION AND RADIO: Network television and visiting radio are assigned numbered booths in main press box. Spotters and statisticians are available upon advance request.

PHOTOGRAPHERS: Only accredited working photographers are allowed on sidelines. They must wear a "field photo" credential and kneel behind the 12-foot restricted zone. The bench areas are off limits at all times. Photographers should take special note of conditions of use listed on the credential. Reporters are not permitted to accompany photographers on sidelines.

IMPORTANT: ALL CREDENTIALS ARE ISSUED TO INDIVIDUALS AND ARE NOT TRANSFERABLE.

LOCKER ROOMS: Only accredited working media are allowed in locker rooms after games. There is no admission before the game.

TELEPHONES: Requests for service should be directed to Patricia Litchfield at (504) 587-3854.

COPY TRANSMISSION: Requests for service should be directed to Leon Letulle, formerly of SportsComm, who operates a copy transmission and computer service. He can be reached at (504) 368-3140.

PRESS BOX SERVICES: Statistical information is supplied before, during and after game. Scores of other games are announced and posted as received. Post-game quotes are provided from both locker rooms. Refreshments are served in the media lounge before game, halftime, and post-game.

TRANSPORTATION: Transportation to Moisant International Airport will be arranged for visiting media with tight departure schedules.

NEWS RADIO

WWL 87 AM

SAINTS ON WWL RADIO

New Orleans Saints home and away games will be broadcast by WWL Radio (870) as the flagship of the Saints network.

Jim Henderson WWL-TV Sports Director, will call play-by-play. Former Saints quarterback Archie Manning will provide color commentary and expert analysis.

In addition to WWL's coverage, WRNO Worldwide will carry Saints games on shortwave frequency to many corners of the world.

These stations will bring Saints football to their areas in 1987:

LOUISIANA

Alexandria KSYL
Amite WABL
Baton Rouge WIBR
Bogalusa WBOX
Crowley KSIG
Covington WARB
Ferryday KFNV
Hammond WFPR
Jena KJNA
Lake Charles KLCL
Lake Providence KLPL
Lafayette KXKW
Leesville KVVP
Mansfield KDXI
Minden KASO
Morgan City KDLP-KQKI
New Iberia KNIR
New Roads KCLF
Springhill KBSF-KTKC
Ville Platte KVPI
Winnsboro KMAR

MISSISSIPPI

Biloxi WBND
Brookhaven WCHJ
Hattiesburg WHSY
Jackson WJNT
McComb WHNY
Monticello WMLC
Natchez WMIS
Philadelphia WWSL
Picayune WRJW
Pontotac WSEL
Prentiss WJDR
Wiggins WIGG
Yazoo City WAZF

ALABAMA

Mobile WKRG

FLORIDA

Pensacola WFXP

All You Need To Know
For Exclusive Live
Coverage Of

The 1987
NEW ORLEANS
SAINTS


on

**NEWS
RADIO**

WWL 87 AM



SAINTS FANS... THIS BUD'S FOR YOU.™



This is the famous Budweiser beer we know of no brand produced by any other brewer which costs so much to brew and age. Our exclusive Beechwood barrel produces a taste, a smoothness and a drinkability you will find in no other beer of any price.

THE WORLD
RECOMMENDS



BUDWEISER
LAGER BEER

Budweiser.

KING OF BEERS

*Brewed by our original process from the
choicest Hops, Rice and Best Barley Malt*

THE LARGEST SELLING BEER IN THE WORLD

Anheuser-Busch, Inc.

ST. LOUIS, MISSOURI