



2024 LAS VEGAS RAIDERS

WEEKLY RELEASE

WEEK 17



RAIDERS AT SAINTS

SUNDAY
DECEMBER 29, 2024
10:00 AM PST
CAESARS SUPERDOME

TABLE OF CONTENTS

Cover	1	Third Down Efficiency Team/Opponents	101
Release	4-63	Fourth Down Efficiency	102
Game Release	4-63	100.0+ Passer Rating	103
Rosters Divider	64	Completions by Distance	104
Rosters	65-79	Yards Gained By Down	105
Roster/Alphabetical	65	Big Returns: Kickoff and Punt	106
Roster/Numerical	67	Opponent Big Returns: Kickoff and Punt	107
Roster/Depth Chart	69	Takeaways and Opponent Takeaways	108
Roster/Positional	70	Turnover Breakdown Chart - Team and Opponent	109
Roster/How Built	72	Red Zone Efficiency	110
Roster/Game-By-Game Starters & Inactives	73	Onside Kicks	111
Player Participation	75	Blocked Kicks	112
Roster/Transactions	77-79	Two-Point Conversions	113
Stats Divider	80	Scoring Breakdown	114
Raiders Statistics	81-123	Goal to Go Situations	115
Team Stats	81	Goal to Go Situations - Detailed	116
Defensive/Special Teams Stats	83	Replay Challenges	117
Game-By-Game Offense	84	Team Record When...	118
Game-by-Game Defense	85	The Last Time	119-123
Team Highs And Lows	86	Updated Player Bios Divider	124
Individual Single-Game Highs	88	Updated Player Bios	125-300
Opponents Individual Highs	90	Game Summaries Divider	301
Big Yardage Games	91	Game Summaries	302-318
Big Plays of 20+ Yards	92	Last Week's Game Divider	319
Opponent Big Plays of 20+ Yards	93	Last Week's Game	320-357
Longest Drives	94	Gamebook	320-337
Drive Charts	95-98	Last Week's Game Clips	338-357
Drive Charts - Opening Drives	99	Feature Clips Divider	358
Advances Chart	100	Feature Clips	359-380

LAS VEGAS RAIDERS

WEEKLY RELEASE

3-12



WEEK 17

Sunday, December 29, 2024
10:00 a.m. (PT)
CAESARS SUPERDOME



5-10

2024 SCHEDULE

REGULAR SEASON

Sun., Sept. 8	at Los Angeles Chargers	L, 10-22	0-1
Sun., Sept. 15	at Baltimore Ravens	W, 26-23	1-1
Sun., Sept. 22	CAROLINA PANTHERS	L, 22-36	1-2
Sun., Sept. 29	CLEVELAND BROWNS	W, 20-16	2-2
Sun., Oct. 6	at Denver Broncos	L, 18-34	2-3
Sun., Oct. 13	PITTSBURGH STEELERS	L, 13-32	2-4
Sun., Oct. 20	at Los Angeles Rams	L, 15-20	2-5
Sun., Oct. 27	KANSAS CITY CHIEFS	L, 20-27	2-6
Sun., Nov. 3	at Cincinnati Bengals	L, 24-41	2-7
BYE WEEK			
Sun., Nov. 17	at Miami Dolphins	L, 19-34	2-8
Sun., Nov. 24	DENVER BRONCOS	L, 19-29	2-9
Fri., Nov. 29	at Kansas City Chiefs	L, 17-19	2-10
Sun., Dec. 8	at Tampa Bay Buccaneers	L, 13-28	2-11
Mon., Dec. 16	ATLANTA FALCONS	L, 9-15	2-12
Sun., Dec. 22	JACKSONVILLE JAGUARS	W, 19-14	3-12
Sun., Dec. 29	at New Orleans Saints	10:00 a.m.	FOX
TBD	LOS ANGELES CHARGERS	TBD	TBD*

BY THE NUMBERS

10

S Tre'von Moehrig has now recorded 10 passes defensed in 2024, a single-season career high and tied for the most in the NFL among safeties.

19

The Raiders defensive line batted down three passes in Week 16, and as a unit the defensive line has now recorded 19 passes defensed in 2024, the most in the NFL among D-line units.

WHAT TO WATCH FOR

41



With 10 tackles, LB Robert Spillane would notch his 18th game with 10+ tackles, passing Todd Davis (17) for the 10th most of such games among undrafted defenders since 2000. Spillane would also notch his eighth double-digit tackle game in 2024, passing Gibril Wilson (7 in 2008) and Tyvon Branch (7 in 2009) for the second most 10-tackle games in a single season in franchise history (since 1987) - only behind Denzel Perryman (10 in 2021).

89



With four receiving yards, **TE Brock Bowers** would pass Amari Cooper (1,070) for the most receiving yards in Raiders history by a rookie at any position in a single season. With 10 receiving yards, Bowers would pass Hall of Fame tight end Mike Ditka for the most receiving yards by a rookie tight end in a single season. With six receptions, Bowers would pass Puka Nacua (105) for the most receptions in NFL history by a rookie at any position in a single season. With seven receptions, Bowers would pass Darren Waller (107 in 2020) for the most receptions by any player in a single season in Raiders history. With 10 receptions, he would pass Odell Beckham Jr. (4) to become the only rookie at any position in NFL history to record five games of 10+ receptions in their first season. Bowers would also pass Tim Brown (4 in 1997) for the most games of 10+ receptions by any player in a single season in Raiders history.

BROADCAST INFORMATION

TELEVISION

NFL on FOX

Play-by-play: Adam Amin

Analyst: Mark Sanchez

Sideline Reporter: Kristina Pink

Producer: Barry Landis

Director: Mitch Riggini



LOCAL RADIO

Raiders Radio Network

Flagship: KOMP 92.3 FM "The Rock Station"

and KRLV "Raider Nation Radio 920 AM"

via Compass Media Network

Play-by-Play: Jason Horowitz

Analyst: Lincoln Kennedy

Analyst: JT The Brick



SPANISH RADIO

Spanish Flagship: Deportes Vegas 1460 AM (KENO)

Play-by-play: Harry Ruiz

Color Analyst: Mayra Gomez

SIRIUS XM RADIO

Raiders Broadcast: Channel 132 or 385

MATCHUP INFO

UNDRAFTED GEMS

Every season, hundreds of undrafted free agents around the NFL battle to make a 53-man roster. Below are the 16 players on the current Raiders active roster that entered the league as undrafted free agents:

Player	School	Year	Team
Jacob Bobenmoyer	Northern Colorado	2020	Broncos
Carter Bradley	South Alabama	2024	Raiders
Adam Butler	Vanderbilt	2017	Patriots
Andre Carter II	Army	2023	Vikings
AJ Cole	NC State	2019	Raiders
Chris Collier	Lock Haven	2024	Ravens
Amari Gainer	North Carolina	2024	Raiders
Thomas Harper	Notre Dame	2024	Chargers
Andre James	UCLA	2019	Raiders
Ramel Keyton	Tennessee	2024	Raiders
Kana'i Mauga	USC	2022	Broncos
Jordan Meredith	Western Kentucky	2021	Rams
Jakobi Meyers	NC State	2019	Patriots
Isaiah Pola-Mao	USC	2022	Raiders
Charles Snowden	Virginia	2021	Bears
Robert Spillane	Western Michigan	2018	Titans

2024 OPPONENTS' RECORDS

Below is a look at some key information on the Raiders' 14 opponents for the 2024 season.

Opponent	First met	Last met	Series record
Atlanta	12/05/71	12/17/24	7-9
Baltimore	9/1/96	9/15/24	5-8
Carolina	11/2/97	9/22/24	4-4
Cincinnati	10/27/68	11/3/24	19-13
Cleveland	11/8/70	9/29/24	16-10
Denver	10/2/60	11/24/24	72-55-2
Jacksonville	9/15/96	12/22/24	5-6
Kansas City	9/16/60	11/29/24	54-73-2
LA Chargers	11/27/60	9/8/24	68-58-2
LA Rams	10/29/72	10/20/24	8-8
Miami	9/2/66	11/17/24	18-20-1
New Orleans	11/7/71	10/30/22	7-7-1
Pittsburgh	10/25/70	10/13/24	14-13
Tampa Bay	11/28/76	12/8/24	7-4

2024 AFC WEST STANDINGS

Team	W	L	Home	Road	Div.	Con.	PF	PA	Streak	Last 5
Kansas City	14	1	8-0	6-1	5-0	9-1	356	278	W5	5-0
LA Chargers	9	6	5-3	4-3	3-2	6-4	328	274	W1	2-3
Denver	9	6	5-2	4-4	2-3	5-5	363	281	L1	4-1
Las Vegas	3	12	2-5	1-7	0-5	3-8	264	390	W1	1-4

2024 NFC SOUTH STANDINGS

Team	W	L	Home	Road	Div.	Con.	PF	PA	Streak	Last 5
Atlanta	8	7	4-4	4-3	4-1	7-3	327	349	W2	2-3
Tampa Bay	8	7	3-4	5-3	2-2	6-4	427	352	L1	4-1
New Orleans	5	10	3-5	2-5	2-3	4-7	309	246	L2	2-3
Panthers	4	11	3-6	1-5	1-3	3-7	283	448	W1	1-4

RAIDERS SUPERLATIVES

VS. NEW ORLEANS SAINTS

Team Single-Game Highs/Lows:

Total Yards: 523; Nov. 9, 1975
Rushing Yards: 260; Nov. 9, 1975
Passing Yards: 350; Oct. 24, 2004
Fewest Total Yards Allowed: 140; Nov. 9, 1975
Fewest Rushing Yards Allowed: 16; Nov. 20, 1994
Fewest Passing Yards Allowed: 74; Nov. 9, 1975
Points Scored: 48; Nov. 9, 1975
Fewest Points Allowed: 10; Nov. 9, 1975
Touchdowns: 7; Nov. 9, 1975

Individual Single-Game Highs:

Pass Attempts: 45, Kerry Collins; Oct. 24, 2004
Pass Completions: 28, Derek Carr; Sept. 21, 2020
Passing Yards: 350, Kerry Collins; Oct. 24, 2004
Passing Touchdowns: 4, Ken Stabler; Dec. 3, 1979
Carries: 28, Marcus Allen; Oct. 13, 1985
Rushing Yards: 107, Marcus Allen; Oct. 13, 1985
Rushing Touchdowns: 2, three times, last: Zack Crockett; Nov. 19, 2000
Receptions: 12, Darren Waller; Sept. 21, 2020
Receiving Yards: 155, Mervyn Fernandez; Nov. 23, 1988
Receiving Touchdowns: 2, four times, last: Tim Brown; Nov. 20, 1994
Longest Field Goal: 54, Daniel Carlson; Sept. 21, 2020

LAST GAME VS. SAINTS

October 30, 2022 - Raiders 0, Saints 24
 Caesars Superdome, New Orleans, LA

Team Statistics	SAINTS	RAIDERS
Total Net Yards	367	183
Total Offensive Plays	63	56
Net Yards Rushing	136	38
Total Rushing Plays	32	13
Net Yards Passing	231	145
Attempts-Completions-INTs	31-23-0	39-23-1
Total First Downs	22	13
Touchdowns	3	0
Field Goals Made-Attempted	1-2	0-0
Third Down Efficiency	7-12-58%	5-14-35%
Fourth Down Efficiency	0-1-0%	2-3-66%
Red Zone Efficiency	2-3-67%	0-1-0%
Penalties-Yards	5-27	6-59
Time of Possession	34:51	25:09

	1	2	3	4	Total
New Orleans Saints	7	10	7	0	24
Las Vegas Raiders	0	0	0	0	0

Individual Leaders

Raiders	Saints
Passing Yards	
Derek Carr.....101	Andy Dalton.....229
Rushing Yards	
Josh Jacobs.....43	Alvin Kamara.....62
Receiving Yards	
Mack Hollins.....64	Alvin Kamara.....96

2024 INDIVIDUAL LEADERS

RAIDERS

SAINTS

Passing Yards

Gardner Minshew II.....2,013	Derek Carr.....2,145
Aidan O'Connell.....1,156	Spencer Rattler.....859
Desmond Ridder.....447	Jake Haener.....226

Completion Percentage

Gardner Minshew II.....66.3	Derek Carr.....67.7
Aidan O'Connell.....63.2	Spencer Rattler.....56.0
Desmond Ridder.....61.4	Jake Haener.....46.2

Passing Touchdowns

Gardner Minshew II.....9	Derek Carr.....15
Aidan O'Connell.....4	Spencer Rattler.....2
Desmond Ridder.....2	Jake Haener.....1

Carries

Alexander Mattison.....116	Alvin Kamara.....228
Zamir White.....65	Taysom Hill.....39
Ameer Abdullah.....46	Jamaal Williams.....38
Sincere McCormick.....39	Kendre Miller.....36

Rushing Yards

Alexander Mattison.....368	Alvin Kamara.....950
Ameer Abdullah.....196	Taysom Hill.....278
Sincere McCormick.....183	Kendre Miller.....145
Zamir White.....183	Jamaal Williams.....137

Rushing Touchdowns

Alexander Mattison.....4	Alvin Kamara.....6
Ameer Abdullah.....2	Taysom Hill.....6
Four Tied.....1	Three Tied.....1

Receptions

Brock Bowers.....101	Alvin Kamara.....68
Jakobi Meyers.....73	Juwan Johnson.....38
Tre Tucker.....42	Chris Olave.....32
Ameer Abdullah.....37	Foster Moreau.....25
Alexander Mattison.....31	Taysom Hill.....23

Receiving Yards

Brock Bowers.....1,067	Alvin Kamara.....543
Jakobi Meyers.....843	Juwan Johnson.....402
Tre Tucker.....491	Chris Olave.....400
Alexander Mattison.....277	Marquez Valdes-Scantling.....352
Ameer Abdullah.....229	Rashid Shaheed.....349

Receiving Touchdowns

Brock Bowers.....4	Foster Moreau.....4
Ameer Abdullah.....3	Marquez Valdes-Scantling.....4
Jakobi Meyers.....2	Rashid Shaheed.....3
Tre Tucker.....2	Juwan Johnson.....3
Four Tied.....1	Alvin Kamara.....2
.....	Three Tied.....1

Tackles

Robert Spillane.....134	Demario Davis.....114
Tre'von Moehrig.....92	Alontae Taylor.....85
Isaiah Pola-Mao.....74	Pete Werner.....79
Jack Jones.....62	Will Harris.....57
Adam Butler.....57	Tyrann Mathieu.....57

Sacks

Maxx Crosby.....7.5	Bryan Bresee.....7.5
Tyree Wilson.....4.0	Chase Young.....5.5
K'Lavon Chaisson.....4.0	Carl Granderson.....5.5
Adam Butler.....3.5	Alontae Taylor.....4.0
Christian Wilkins.....2.0	Cameron Jordan.....3.0
Charles Snowden.....1.5	Five Tied.....2.0
Nine Tied.....1.0

Interceptions

Tre'von Moehrig.....2	Paulson Adebo.....3
Jack Jones.....2	Tyrann Mathieu.....3
Robert Spillane.....2	Seven Tied.....1
Nate Robinson.....1
K'Lavon Chaisson.....1

Forced Fumbles

Isaiah Pola-Mao.....2	Alontae Taylor.....2
Tyree Wilson.....1	Tyrann Mathieu.....2
Amari Burney.....1	Payton Turner.....2
.....	Six Tied.....1

2024 TEAM RANKINGS

OFFENSE

Category	RAIDERS		SAINTS	
	Stats	Rank	Stats	Rank
Total Offense	300.1	28	325.4	18
Rush Offense	77.5	32	120.6	13
Pass Offense	222.7	14	204.8	23
Points Per Game	17.6	29	20.6	22
Third-Down Off. %	33.5	30	37.3	20
Fourth-Down Off. %	56.5	19	52.1	24
Red Zone Off. (TD%)	48.7	29	60.0	10

DEFENSE

Category	RAIDERS		SAINTS	
	Stats	Rank	Stats	Rank
Total Defense	328.1	12	378.4	30
Rush Defense	117.9	13	137.9	30
Pass Defense	210.1	9	240.5	28
Points Per Game	26.0	27	23.1	17
Third-Down Def. %	40.6	21	37.8	13t
Fourth-Down Def. %	72.7	30	50.0	5t
Red Zone Def. (TD%)	62.7	24t	55.3	15

TEAM

Category	RAIDERS		SAINTS	
	Stats	Rank	Stats	Rank
Turnover Ratio	-17	31	-1	16
Penalties	90	8	92	10t
Penalty Yards	759	13	841	24



MATCHUP INFO

ALL-TIME REGULAR SEASON VS. SAINTS

Raiders vs. New Orleans Saints

Regular Season: Tied, 7-7-1

Postseason: None

Raiders at Home: 4-3

Raiders on Road: 3-4-1

ALL-TIME REGULAR SEASON GAMES

Date	Location	Winner	Score
11/07/71	New Orleans	Tie	21-21
11/09/75	Oakland	Raiders	48-10
12/03/79	New Orleans	Raiders	42-35
10/13/85	Los Angeles	Raiders	23-13
10/23/88	New Orleans	Saints	20-6
12/16/91	New Orleans	Saints	27-0
11/20/94	Los Angeles	Raiders	24-19
11/09/97	Oakland	Saints	13-10
11/19/00	New Orleans	Raiders	31-22
10/24/04	Oakland	Saints	31-26
10/12/08	New Orleans	Saints	34-3
11/18/12	Oakland	Saints	38-17
09/11/16	New Orleans	Raiders	35-34
09/21/20	Las Vegas	Raiders	34-24
10/30/22	New Orleans	Saints	24-0



WHAT TO WATCH FOR VS. SAINTS

BOWERS

89

- With four receiving yards, Bowers would pass Amari Cooper (1,070) for the most receiving yards in Raiders history by a rookie at any position in a single season.
- With 10 receiving yards, Bowers would pass Hall of Fame tight end Mike Ditka for the most receiving yards by a rookie tight end in a single season.
- With 71 receiving yards, Bowers would pass Michael Thomas (1,137) for the 10th most receiving yards in a single season by a rookie of any position in NFL history.
- With four receptions, Bowers would become one of eight tight ends of any experience level in NFL history to record 105 receptions in a single season.
- With six receptions, Bowers would pass Puka Nacua (105) for the most receptions in NFL history by a rookie at any position in a single season.
- With nine receptions, Bowers would become one of five tight ends of any experience level in NFL history to record 110 receptions in a single season.
- With seven receptions, Bowers would pass Darren Waller (107 in 2020) for the most receptions by any player in a single season in Raiders history.
- With 10 receptions, he would pass Odell Beckham Jr. (4) to become the only rookie at any position in NFL history to record five games of 10+ receptions in their first season.
- With 10 receptions, Bowers would pass Tim Brown (4 in 1997) for the most games of 10+ receptions by any player in a single season in Raiders history.
- With two receiving touchdowns, Bowers would tie Amari Cooper (6) for the most receiving touchdowns by a rookie in Raiders history.

CARLSON

2

- With 10 points - Carlson's 109th career game - he would notch his 33rd career game with 10+ points, tied for the eighth most 10-points games in NFL history by a kicker in his seven NFL seasons. His 33 10-point games would also be the third most in the NFL since 2018.
- With one made field goal, Carlson would pass Harrison Butker (197) for the second most field goals made in NFL history among players in their first seven NFL seasons - only behind Justin Tucker (237).
- With three made field goals, Carlson would notch his 29th career game with 3+ field goals, tied for the fourth most of such games in NFL history among kickers in their first seven NFL seasons.
- With at least one field goal made and zero misses, Carlson would notch his 78th game with a perfect field goal percentage, the second most games with a perfect field goal percentage in NFL history among players in their first seven NFL seasons - only behind Justin Tucker (81).

COLE

6

- With three more punts of 60+ yards in 2024, Cole would pass his previous record of 16 punts of 60+ yards in a single season (2023), establishing a new franchise record (since 2000).
- With a gross punting average of 50.0 or better and at least three punts, Cole would notch his 29th career game with a punting average of 50.0 or better. His 29 games would be the third most in the NFL since 2019 and would rank 15th in the NFL since 2000. His 29 games would also be the second most in Raiders history.
- If Cole downs two punts inside the 20-yard line, he would notch his 53rd career game with multiple punts downed inside the 20-yard line, the second most in the NFL since 2019. His 53 games would also be tied for the fifth most in the NFL since 2000 among players in their first six seasons.

HOBBS

39

- With five tackles, Hobbs would notch his 29th career game with 5+ tackles, tied for the fifth most in the NFL since 2021 among cornerbacks.
- With six tackles, Hobbs would reach 280 career tackles, becoming the only cornerback in the NFL since at least 2000 to reach 280 career tackles in his first 51 career games.
- With 10 tackles, Hobbs would be one of only two cornerbacks in Raiders history to record multiple games with 10+ tackles in a single season, joining D.J. Hayden (2 in 2015).
- With one tackle for loss, Hobbs would reach 15 career tackles for loss, becoming one of just six cornerbacks in NFL history to record 15+ tackles for loss in his first four NFL seasons.
- With two quarterback hits, Hobbs would reach 10 career quarterback hits, one of only nine cornerbacks in the NFL since 2006 to record 10+ quarterback hits in his first four NFL seasons.
- With one pass defended, Hobbs would become one of 10 cornerbacks in Raiders history to reach 20+ passes defended in his first 51 career games.

WHAT TO WATCH FOR VS. SAINTS

JONES
18

- With one interception returned for a touchdown, Jones would have five career interceptions returned for a touchdown, tied for the most in NFL history among players in their first three NFL seasons. He would be one of only four players to accomplish the feat, joining DaRon Bland (5), Ken Houston (5) and Janoris Jenkins (5).
- With one interception returned for a touchdown, Jones would become just the fourth player in NFL history to record two seasons with multiple interceptions returned for a touchdown in his first three NFL seasons.

MEYERS
16

- With 21 receiving yards, Meyers would pass Robbie Chosen (4,428) for the ninth most receiving yards among undrafted players in their first 89 career games.
- With 24 receiving yards, Meyers would set a new career high for the most receiving yards in a single season (867).
- With five receptions, Meyers would notch his 40th career game with 5+ receptions, becoming one of three undrafted players in NFL history hit the milestone in their first six seasons, joining Antonio Gates (42) and Wes Welker (45).
- With eight receptions, Meyers would pass Antonio Gates (386) for the fourth most receptions among undrafted players in their first 89 games.
- With 11 receptions, Meyers would pass Austin Ekeler (389) for the third most receptions among undrafted players in their first 89 games.
- With 11 receptions, Meyers would set a new career high for the most receptions in a single season (84).
- With 14 receptions, Meyers would pass Wayne Chrebet (392) for the second most receptions among undrafted players in their first 89 games.

SPILLANE
41

- With 10 tackles, Spillane would notch his 18th game with 10+ tackles, passing Todd Davis (17) for the 10th most of such games among undrafted defenders since 2000. His 18 games would also rank tied for fifth among undrafted defenders in their first 83 career games since 2000.
- With 10 tackles, Spillane would notch his eighth double-digit tackle game in 2024, passing Gibril Wilson (7 in 2008) and Tyvon Branch (7 in 2009) for the second most 10-tackle games in a single season in franchise history (since 1987) - only behind Denzel Perryman (10 in 2021).
- With one interception, Spillane will notch his third interception of the season, tying his single-season career high and notching his second consecutive season with three interceptions. He would be one of three linebackers in Raiders history to record multiple seasons of 3+ interceptions. He would be one of only 15 linebackers in the NFL to notch two-straight seasons of 3+ INTs since 2000.

2024 MATCHUP RANKINGS



TOTAL OFFENSE

300.1 28th

PASSING OFFENSE

222.7 14th

RUSHING OFFENSE

77.5 32nd

SCORING OFFENSE

17.6 29th

SACKS ALLOWED

49 T-29th

THIRD DOWN OFFENSE

33.5% 30th

RED ZONE OFFENSE

48.7% 29th

GIVEAWAYS

28 30th

TOTAL DEFENSE

328.1 12th

PASSING DEFENSE

210.1 9th

RUSHING DEFENSE

117.9 13th

POINTS ALLOWED

26.0 27th

SACKS

33 T-23rd

THIRD DOWN DEFENSE

40.6% 21st

RED ZONE DEFENSE

62.7% T-24th

TAKEAWAYS

11 31st

TOTAL DEFENSE

30th 378.4

PASSING DEFENSE

28th 240.5

RUSHING DEFENSE

30th 137.9

POINTS ALLOWED

17th 23.1

SACKS

T-14th 37

THIRD DOWN DEFENSE

T-13th 37.8%

RED ZONE DEFENSE

15th 55.3%

TAKEAWAYS

T-20th 16

TOTAL OFFENSE

18th 325.4

PASSING OFFENSE

23rd 204.8

RUSHING OFFENSE

13th 120.6

SCORING OFFENSE

22nd 20.6

SACKS ALLOWED

T-11th 31

THIRD DOWN OFFENSE

20th 37.3%

RED ZONE OFFENSE

10th 60.0%

GIVEAWAYS

T-13th 17

INDIVIDUAL STAT LEADERS

CATEGORY	RAIDERS	NO.	CATEGORY	SAINTS	NO.
Passing Yards	Minshew II	2,013	Passing Yards	Carr	2,145
Passer Rating	O'Connell	82.9	Passer Rating	Carr	101.0
Completion Percentage	Minshew II	66.3	Completion Percentage	Carr	67.7
Rushing Yards	Mattison	368	Rushing Yards	Kamara	950
Rushing Touchdowns	Mattison	4	Rushing Touchdowns	Kamara, Hill	6
Receptions	Bowers	101	Receptions	Kamara	68
Receiving Yards	Bowers	1,067	Receiving Yards	Kamara	543
Receiving Touchdowns	Bowers	4	Receiving Touchdowns	Two tied	4
Scrimmage Yards	Bowers	1,081	Scrimmage Yards	Kamara	1,493
First Downs	Bowers	55	First Downs	Kamara	70
Tackles	Spillane	134	Tackles	Davis	114
Sacks	Crosby	7.5	Sacks	Bresee	7.5
Interceptions	Three tied	2	Interceptions	Two tied	3
Forced Fumbles	Pola-Mao	2	Forced Fumbles	Three tied	2
Special Teams Tackles	Eichenberg	9	Special Teams Tackles	Gray	21
Punt Return Avg.	McAllister	12.0	Punt Return Avg.	Shaheed	15.9
Kick Return Avg.	Abdullah	32.9	Kick Return Avg.	Hill	42.0
Scoring/Non-Kicking	Mattison	32	Scoring/Non-Kicking	Kamara	48
Scoring	Carlson	104	Scoring	Grupe	95

MATCHUP INFO

CONNECTIONS

FORMER RAIDERS

- **Saints quarterback Derek Carr** was originally drafted by the Raiders in the second round (36th overall) of the 2014 NFL Draft. He went on the play nine seasons for the club, over which time he totaled 35,222 passing yards and 217 touchdowns.
- **Saints tight end Foster Moreau** was originally drafted by the Raiders in the fourth round (137th overall) of the 2019 NFL Draft. He played the following four season with the Silver and Black, racking up 1,107 yards and 12 touchdowns in that span.
- **Saints Defensive Coordinator Joe Woods** was with the Raiders in 2014, where he tutored the secondary. He worked with Pro Football Hall of Fame DB Charles Woodson, who led the team with 160 tackles (105 solo) and four interceptions (35 yds.) in his 17th NFL season.
- **Saints Secondary Coach Marcus Robertson** spent two seasons (2015-16) as the Raiders defensive backs coach. During his last two seasons in Oakland, the Raiders ranked eighth in the NFL with 30 interceptions and sixth in the league with 163 passes defended.

FORMER SAINTS

- From 2013-15, **Raiders Senior Defensive Assistant Rob Ryan** served as defensive coordinator for the New Orleans Saints. In 2015, Ryan led a defensive unit that was among the youngest in the NFL and helped mentor a rookie class that included LB Stephone Anthony and LB Hau'oli Kikaha.
- **Raiders defensive tackle John Jenkins** was originally drafted by the Saints in the third round (82nd overall) of the 2013 NFL Draft. He played four years with the club, appearing in 49 contests.
- **Raiders guard/tackle Andrus Peat** was originally drafted by the Saints in the first round (13) overall in the 2015 NFL Draft and played 11 seasons and 111 games with them team.

PRO CONNECTIONS

RAIDERS

SAINTS

TEs Luke Steckel (2013-22)



S Ugo Amadi (2022-23)

Run Game Coord./LBs Mike Caldwell (2015-18)
CBs Ricky Manning Jr. (2021-23)



LB Demario Davis (2012-15)
DT Nathan Shepherd (2018-22)
Sr. Def. Asst. Rick Dennison (2018)

Asst. Off. Tim Zetts (2021)
DC Patrick Graham (2018)
Interim OL Joe Philbin (2018)
Asst. ST Kade Rannings (2017-19)



DB Shemar Jean-Charles (2021-23)
WR Marquez Valdes-Scantling (2018-21)
RB Jamaal Williams (2017-20)
Off. Asst. Jahri Evans (2017)

DC Patrick Graham (2020-21)
CB Darnay Holmes (2020-23)
HC Antonio Pierce (2005-09)
DL Rob Leonard (2013-16)



C/G Shane Lemieux (2020-23)
OL Lucas Patrick (2017-21)
WR Dante Pettis (2020-21)
Sr. Def. Asst. Peter Giunta (2006-14)

Interim OL Joe Philbin (2020-22)



WR Cedrick Wilson Jr. (2019-21)

Asst. Off. Tim Zetts (2022-23)
TEs Luke Steckel (2023)
G Cody Whitehair (2016-23)



OL Lucas Patrick (2022-23)
WR Dante Pettis (2022)
TEs Clancy Barone (2020-21)
QBs Andrew Janocko (2022-23)

Interim OC Scott Turner (2020-22)



DT John Ridgeway (2022-23)
DE Chase Young (2020-23)

RB Ameer Abdullah (2018-20, 2021)
RB Alexander Mattison (2019-23)



T Oluosameka Udoh (2019-23)
OC Clint Kubiak (2019-21)
Sr. Off. Asst. Jahri Evans (2010-20)
QBs Andrew Janocko (2015-21)

DT John Jenkins (2021-22)
Interim OL Joe Philbin (2012-15)
Pass Rush Specialist Andre Carter (2017-18)



WR Cedrick Wilson Jr. (2022-23)
Interim HC Darren Rizzi (2009-18)

Run Game Coord./LBs Mike Caldwell (2013-14)



S Tyrann Mathieu (2013-17)

ST Coord. Tom McMahon (2018-21)
Asst. GM Champ Kelly (2007-14)
Asst. ST Derius Swinton II (2013-14)



OC Clint Kubiak (2016-18)
TEs Clancy Barone (2009-16)
Sr. Off. Asst. Rick Dennison (1995-09, 15-16)
DC Joe Woods (2015-18)
Secondary Marcus Robertson (2017-18)

GM Tom Telesco (2013-23)
Asst. ST Derius Swinton II (2021)



RBs Derrick Foster (2021-23)

Sr. Def. Asst. Rob Ryan (2021)
DL Rob Leonard (2022)



WRs Keith Williams (2021-23)

TE Harrison Bryant (2020-23)



DC Joe Woods (2020-22)

COLLEGE CONNECTIONS

RAIDERS

SAINTS

S Tre'von Moehrig (2018-20)



RB Kendre Miller (2020-22)

TE Michael Mayer (2020-22)



WR Kevin Austin Jr. (2020-21)
DE Isaiah Foskey (2019-22)
K Blake Grupe (2022)

T Thayer Munford Jr. (2020-22)
LB Tommy Eichenberg (2020-23)



LB Pete Werner (2017-20)

RB Alexander Mattison (2016-18)



WR Cedrick Wilson Jr. (2016-18)

DT Matthew Butler (2017-21)
WR Ramel Keyton (2019-23)



CB Alontae Taylor (2018-21)

HOMETOWN CONNECTIONS

- **Raiders WR Tre Tucker** and **Saints WR Mason Tipton** are both from Akron, Ohio.
- **Raiders S Chris Smith II** and **Saints RB Alvin Kamara** are both from Atlanta, Georgia.
- **Raiders S Isaiah Pola-Mao** and **Saints QB Spencer Rattler** are both from Phoenix, Arizona

ANTONIO PIERCE

Antonio Pierce was named Head Coach of the Las Vegas Raiders by Owner Mark Davis on Jan. 19, 2024. He was named to the post following a nine-game stint as the team's Interim Head Coach during the 2023 season. Pierce, a nine-year NFL veteran player and a former Super Bowl Champion, team captain and Pro Bowl selection, enters his third season with the Silver and Black after originally joining the Raiders as linebackers coach in 2022.

Pierce assumed Interim Head Coach duties prior to Week 9 of the 2023 season and posted a 5-4 record in nine games, highlighted by a 3-1 mark against AFC West opponents. Pierce's leadership rejuvenated the franchise midseason and inspired several outstanding performances, including a franchise-record 63 points in a Week 15 win over the Chargers, and an emphatic road victory over the Kansas City Chiefs on Christmas Day that featured two defensive scores for the Silver and Black.

Under his guidance, the Raiders finished the season with the fewest penalties in the NFL (75) and twice completed games without a single penalty flag. After Pierce took the helm on Oct. 31, the Raiders were tied for 10th in the NFL in takeaways (14), tied for fifth in turnover margin (+6), and tied for third in sacks (30). The defense also allowed a league-low 16.0 points per game.

His presence was felt in all three phases last season, as rookie Aidan O'Connell was named the starting quarterback prior to Week 9 and promptly led the Raiders to victories in the first two games of Pierce's tenure. The Raiders later became just one of three NFL teams to score 20-or-more points in each of the last four games of the regular season. The opportunistic defense finished the season with five touchdowns, the second-highest total in the NFL and the second most in a season in franchise history. On special teams, Pro Bowl selection AJ Cole continued to emerge as one of the NFL's elite punters and two players finished ranked among the league's top-20 in special teams tackles.

Pierce's linebacker corps was a key catalyst for the defense, as free agent acquisition Robert Spillane paced the team with 148 tackles and rarely missed a snap, starting all 17 games and earning AFC Defensive Player of the Week honors following a two-interception performance in a win over Green Bay. Divine Deablo also eclipsed the century mark for tackles, totaling 105 stops to give the Raiders two 100-tackle performers at linebacker for the first time since 2013.

In his first season with the Silver and Black in 2022, Pierce tutored a linebacker group that included two undrafted rookie free agents in Luke Masterson and Darien Butler. Masterson played in all 17 games with seven starts, and his 50 tackles ranked third-most in the NFL among undrafted rookies and second-most in a single season in Raiders history by a UDFA. Pierce also guided Deablo's progression, as he averaged 9.25 tackles per game, the 11th best average in the league, while veteran Denzel Perryman established a career high with two interceptions on the year.

Before entering the NFL coaching ranks, Pierce spent four seasons at Arizona State, serving as linebackers coach and recruiting coordinator before adding the titles of associate head coach and defensive coordinator.

Pierce played nine years in the NFL, entering the league as an undrafted free agent with Washington, and playing in 55 games with 25 starts over four seasons before signing with the New York Giants as an unrestricted free agent in 2005. He was named to the Pro Bowl in 2006 after posting a career-high 139 tackles, including 10 tackles for loss. A team captain with the Giants, Pierce helped lead New York to victory in Super Bowl XLII. Over his nine-year career, Pierce played in 115 games with 85 starts, totaling 732 tackles (462 solo), eight sacks, seven interceptions, eight forced fumbles and 11 fumble recoveries.

COACHING BACKGROUND

Years	College/Pro Team	Position
2014-17	Long Beach Poly H.S.	Head Coach
2018-19	Arizona State	LBs/Recruiting Coordinator
2020	Arizona State	Associated Head Coach/ Co-Defensive Coordinator/ Recruiting Coordinator
2021	Arizona State	Associated Head Coach/ Defensive Coordinator/ Recruiting Coordinator
2022	Las Vegas Raiders	Linebackers
2023	Las Vegas Raiders	Linebackers/Interim Head Coach
2024	Las Vegas Raiders	Head Coach

DARREN RIZZI

Darren Rizzi was named Interim Head Coach in early November this season, after previously holding the Special Teams Coordinator job which he earned in February, 2019. Rizzi brings 31 years of coaching experience, including a ten-season stint with the Miami Dolphins from 2009-18.

Over his Saints career, Rizzi's work on special teams have made the kicking game an integral part of New Orleans' success. On coverage units, J.T. Gray's 65 tackles rank second in the NFL. The punting game has produced the top three seasons in club history for punts inside-the-20-yard line.

Last season, New Orleans finished in the Top 10 in the NFL in 13-of-22 special teams categories, leading or sharing the lead in five of them and finishing second in two others. New Orleans finished first in the league in opponent punt return average (5.6), while giving their defense the second-best starting point after kickoffs (24.2).

In 2022, the Saints special teams units delivered another productive season. After a season-ending toe injury suffered by Deonte Harty, Shaheed had a 9.7 average on 20 punt returns as a rookie. Despite missing three contests, Gray led the Saints with 12 coverage stops. P Blake Gillikin had a team-record 32 punts inside-the-20.

In 2021, Gray received his first career selection as a Pro Bowl starter after leading the NFL with 19 special teams tackles and was an AP first-team All-Pro. LB Andrew Dowell, in his first full NFL season, tied for fifth in the league with 14 coverage stops and blocked a punt.

In 2020, Rizzi fielded a unit that ranked first in opponent punt return average (2.3), second in opponent kickoff return average (17.2), sixth in kickoff return average (25.4 avg.) and ninth in punt return average (10.2 avg.), while ranking third in opponent average starting position after kickoffs (23.8-yard line) and ninth in average starting position after kickoffs (25.9-yard line).

In his first season with New Orleans in 2019, Rizzi worked with a unit that rose to first in Gosselin's rankings, featuring standout performances from Harty, K Wil Lutz, P Thomas Morstead and Gray.

The 2018 Dolphins graded out fourth in the NFL in Gosselin's rankings. The 2017 Dolphins were tied for second in the NFL with three blocked kicks – two field goals and one punt. Cody Parkey tied what was a team field goal percentage record by converting 21-of-23 attempts (91.3 pct.), including a 54-yard game-winner, the longest game-winner in team history.

Miami ranked seventh in Gosselin's rankings in 2016, led the league in opponent gross punting average (41.8) and tied for the NFL lead with four blocked kicks.

In 2015, WR Jarvis Landry earned AFC Special Teams Player of the Week for his Week One performance, when he returned a punt 69 yards for a touchdown.

In 2014, Rizzi guided a special teams unit that set the team record with three blocked punts. They also added two blocked field goals, giving Miami five blocked kicks, the most since the team blocked seven in 1977.

In 2013, for the third-straight season, Dolphins special teams were rated among the top eight units in the NFL based on Gosselin's annual rankings.

Rizzi joined the Dolphins with four years of experience as a college head coach, including 2008 at the University of Rhode Island. Prior to taking over the program at URI, Rizzi was an assistant at Rutgers for the previous six seasons (2002-07), where he headed up the Scarlet Knights' special teams units.

Rizzi played tight end at Rhode Island, where he first walked on in 1988. He went on to tally 160 receptions for 2,426 yards (15.2 avg.) and 15 touchdowns in his collegiate career and was a consensus All-American in 1992.

COACHING BACKGROUND

Years	College/Pro Team	Position
1993	Colgate	Graduate Assistant
1994-97	New Haven	Special Teams/Defensive Line
1998	Northeastern	Special Teams/LBs
1999-01	New Haven	Head Coach
2002-07	Rutgers	Special Teams Coordinator
2008	Rhode Island	Head Coach
2009	Miami Dolphins	Assistant Special Teams
2010-16	Miami Dolphins	Special Teams Coordinator
2017-18	Miami Dolphins	Associate HC/Special Teams
2019-21	New Orleans Saints	Special Teams Coordinator
2022-24	New Orleans Saints	Assistant HC/Special Teams
2024	New Orleans Saints	Interim Head Coach

COMMITMENT TO EXCELLENCE

The Raiders - who began play in the American Football League in 1960 - are in their 65th year of professional football competition, including the last 52 as a member of the National Football League. In seven memorable decades - the 1960s, '70s, '80s, '90s, 2000s, 2010s and 2020s - the Raiders have been dominant in professional football since Al Davis first pledged in 1963 to build the finest organization in pro sports.

During these decades of dominance, the Raiders have won an AFL championship, four American Football Conference championships, and three World Championships of Professional Football, participated in five Super Bowls, played in 14 championship games, won or tied for 17 division championships, had 23 playoff seasons, finished 38 seasons at .500 or better and played in 45 postseason games.

Pro football's dynamic organization placed first in the AFC West in 2000, 2001 and 2002 despite playing among the toughest schedules in the NFL in each of those seasons. With their appearance in Super Bowl XXXVII, the Raiders became the first NFL team to have had a season end in the Super Bowl in four different decades.

The Raiders are the only team to have been in Super Bowls in the '60s, the '70s, the '80s and the 2000s. The Silver and Black are the only AFC team - and one of just two NFL teams - to have a season that advanced to the conference championship game in the '60s, the '70s, the '80s, the '90s and the 2000s.

The Raiders are one of only three original AFL teams to have captured three World Championships of Professional Football with Super Bowl victories. The Raiders are one of only five AFC teams to have won more than one Super Bowl since 1980. In their five Super Bowl appearances, the Raiders have been led by four head coaches and started four quarterbacks.

Since 1963, when Al Davis first took over the failing Oakland franchise that had struggled to win only nine of 42 league games in the initial three seasons of the new AFL and pledged to build the finest organization in sports, the Raiders have dominated professional football in terms of consistent victory. During the memorable 62 years in Oakland, Los Angeles and now Las Vegas, the Raiders won 491 league games, tied 11 and lost 447. "Commitment to Excellence" has never been an idle phrase to those who have proudly represented the Raiders organization as shown by their domination of pro football.


Twenty-eight of the great players who proudly wore the Silver and Black, as well as Owner-Leader Al Davis and legendary Head Coach John Madden, have been enshrined in the Pro Football Hall of Fame. The Raiders have also produced six Coaches of the Year. In addition, 79 Pro Bowl players have earned 211 Pro Bowl selections representing the Silver and Black.

Another innovation came to professional football in 1970 - Monday Night Football. The Raiders' domination of this prime-time television series has seen the Silver and Black build a 42-31-1 record in Monday night play. The Raiders won 12 games at home to begin this series and are 19-9-0 at home in the 52 years of Monday Night Football.

Through the seven decades of pro football competition, the Raiders have had the greatest players, the greatest coaches, the greatest plays and participated in the greatest games in the annals of professional sports. Challengers to Raider domination of professional football will arise as they have in the '60s, '70s, '80s, '90s and the new millennium. The Raider organization will continue to meet these challenges.

In addition, the Raiders are proud to contribute to community engagement, youth initiatives, multicultural awareness, and global outreach. The Raiders played in Oakland from their inception through 1982, relocated to Los Angeles in 1983, moved back to Oakland in 1995, and made Las Vegas home in 2020.

The Raiders base training and business operations in Henderson, Nevada at Intermountain Health Performance Center and play home games at Allegiant Stadium, a fully enclosed, state-of-the-art facility located adjacent to the world-famous Las Vegas Strip. The Raiders maintain an international presence and communicate with the worldwide Raider Nation through the team's official website and social media channels.



SUPER BOWL XI

SUPER BOWL XV

SUPER BOWL XVIII

TOM TELESKO

TOM TELESKO WAS NAMED GENERAL MANAGER OF THE LAS VEGAS RAIDERS ON JAN. 24, 2024, BECOMING JUST THE FIFTH GENERAL MANAGER IN FRANCHISE HISTORY.

TELESKO ENTERS HIS 29TH YEAR IN THE NFL AFTER SPENDING THE LAST 11 SEASONS AS THE GENERAL MANAGER OF THE CHARGERS. DURING HIS TIME IN SAN DIEGO AND LOS ANGELES, HE HELPED GUIDE THE TEAM TO THREE PLAYOFF APPEARANCES AND TWO POSTSEASON VICTORIES. HE ALSO DRAFTED SIX PLAYERS IN THE FIRST ROUND THAT WENT ON TO BE SELECTED FOR A PRO BOWL WITH THE TEAM IN JASON VERRETT, MELVIN GORDON III, JOEY BOSA, DERWIN JAMES JR., JUSTIN HERBERT AND RASHAWN SLATER.

TELESKO ALSO HAS A PROVEN TRACK RECORD WITH UNDRAFTED FREE AGENTS, HIGHLIGHTED BY RUNNING BACK AUSTIN EKELER, WHO TIED FOR AN NFL-HIGH 20 SCRIMMAGE TOUCHDOWNS IN 2021, PRO BOWL SPECIAL TEAMER ADRIAN PHILLIPS AND 1,000-YARD RECEIVER TYRELL WILLIAMS.

ON TOP OF HIS ROOKIE ACQUISITIONS, TELESKO HAS BROUGHT IN SOME OF THE TOP FREE AGENT TALENTS IN THE NFL. CASEY HAYWARD MADE BACK-TO-BACK PRO BOWLS IN 2016-17, WHILE TACKLE RUSSELL OKUNG, CENTER MIKE POUNCEY AND CENTER COREY LINSLEY MADE THE PRO BOWL IN THEIR FIRST SEASONS WITH THE TEAM. HE ALSO ACQUIRED 2016 NFL DEFENSIVE PLAYER OF THE YEAR AND SIX-TIME PRO BOWL OUTSIDE LINEBACKER KHALIL MACK IN A TRADE WITH THE CHICAGO BEARS.

TELESKO AND THE CHARGERS SELECTED RASHAWN SLATER IN THE 2021 NFL DRAFT WITH THE NO. 13 SELECTION. SLATER WENT ON TO BE NAMED A STARTER IN THE 2022 PRO BOWL, THE FIRST ROOKIE TACKLE SELECTED TO AN ALL-STAR GAME IN NEARLY A DECADE. THE ROOKIE WAS PART OF AN OFFENSIVE LINE THAT PROTECTED SECOND-YEAR QUARTERBACK AND 2020 FIRST-ROUND SELECTION JUSTIN HERBERT TO TURN IN THE BEST PASSING SEASON IN CHARGERS HISTORY, SETTING FRANCHISE RECORDS IN PASSING YARDS (5,014), PASSING TOUCHDOWNS (38), COMPLETIONS (443) AND 300-PASSING YARD PERFORMANCES (NINE). THE CHARGERS BOASTED AN NFL-BEST FIVE PRO BOWL STARTERS IN 2021.

IN 2020, TELESKO MADE A PAIR OF FIRST-ROUND CHOICES, SELECTING TWO PROFESSIONAL FOOTBALL WRITERS OF AMERICA ALL-ROOKIE TEAM HONOREES IN HERBERT AND LINEBACKER KENNETH MURRAY JR. HERBERT WENT ON TO EARN OFFENSIVE ROOKIE OF THE YEAR HONORS AFTER BECOMING THE YOUNGEST QUARTERBACK IN HISTORY TO THROW 30 TOUCHDOWNS IN A SINGLE SEASON, WHILE MURRAY REGISTERED A CHARGERS ROOKIE-RECORD 107 TACKLES.

IN 2018, TELESKO HELPED ASSEMBLE A SQUAD THAT TIED FOR THE AFC'S BEST RECORD AT 12-4 AND REACHED THE DIVISIONAL ROUND OF THE PLAYOFFS FOLLOWING A WILD CARD VICTORY AT BALTIMORE. HIS FIRST DRAFT IN 2013 FEATURED KEENAN ALLEN, WHO EARNED OFFENSIVE ROOKIE OF THE YEAR FROM THE PFWA. IN 2017, THE WIDE RECEIVER BROKE THE CHARGERS' SINGLE-SEASON RECEPTIONS RECORD AND POSTED THE SECOND-MOST RECEIVING YARDS IN TEAM HISTORY EN ROUTE TO BEING NAMED THE NFL COMEBACK PLAYER OF THE YEAR AND EARNING HIS FIRST PRO BOWL NOD. ALLEN HAS BEEN NAMED TO THE PRO BOWL SIX TIMES.

PRIOR TO JOINING THE CHARGERS, TELESKO SPENT 15 SEASONS WITH THE INDIANAPOLIS COLTS, SERVING IN A VARIETY OF ROLES, INCLUDING VICE PRESIDENT OF FOOTBALL OPERATIONS (2012), DIRECTOR OF PLAYER PERSONNEL (2006-2011), DIRECTOR OF PRO SCOUTING (2004-2005), PRO SCOUT (2001-2003) AND AREA SCOUT (1998-2000). HIS TENURE WITH THE COLTS WAS ONE OF THE MOST SUCCESSFUL ERAS OF THE FRANCHISE'S HISTORY, WHICH INCLUDED 12 PLAYOFF APPEARANCES, EIGHT DIVISION TITLES, A VICTORY IN SUPER BOWL XLI AND AN APPEARANCE IN SUPER BOWL XLIV.

HE WAS INVOLVED IN A NUMBER OF SUCCESSFUL DRAFTS WITH THE COLTS THAT INCLUDED THE SELECTIONS OF FOUR-TIME PRO BOWL RUNNING BACK EDGERRIN JAMES, FIVE-TIME PRO BOWL WIDE RECEIVER REGGIE WAYNE AND SEVEN-TIME PRO BOWL OUTSIDE LINEBACKER DWIGHT FREENEY.

TELESKO BEGAN HIS NFL CAREER AS A SCOUTING ASSISTANT FOR THE CAROLINA PANTHERS IN 1995, WHERE HE SERVED IN THAT ROLE FOR TWO SEASONS BEFORE BECOMING AN AREA SCOUT IN 1997. HE ALSO WORKED AS A SUMMER INTERN FOR THE BUFFALO BILLS FROM 1991-1994.

A NATIVE OF BUFFALO, N.Y., TELESKO GRADUATED FROM JOHN CARROLL UNIVERSITY WITH A DEGREE IN BUSINESS MANAGEMENT. HE PLAYED WIDE RECEIVER FOR THE BLUE STREAKS AND WAS A STARTER ON THE OHIO ATHLETIC CONFERENCE TITLE TEAM IN 1994. TELESKO AND HIS WIFE, LARAH, HAVE A DAUGHTER, ELENA, AND TWO SONS, THOMAS AND NICHOLAS.



ANTONIO PIERCE

ANTONIO PIERCE WAS NAMED HEAD COACH OF THE LAS VEGAS RAIDERS BY OWNER MARK DAVIS ON JAN. 19, 2024. HE WAS NAMED TO THE POST FOLLOWING A NINE-GAME STINT AS THE TEAM'S INTERIM HEAD COACH DURING THE 2023 SEASON. PIERCE, A NINE-YEAR NFL VETERAN PLAYER AND A FORMER SUPER BOWL CHAMPION, TEAM CAPTAIN AND PRO BOWL SELECTION, ENTERS HIS THIRD SEASON WITH THE SILVER AND BLACK AFTER ORIGINALLY JOINING THE RAIDERS AS LINEBACKERS COACH IN 2022.

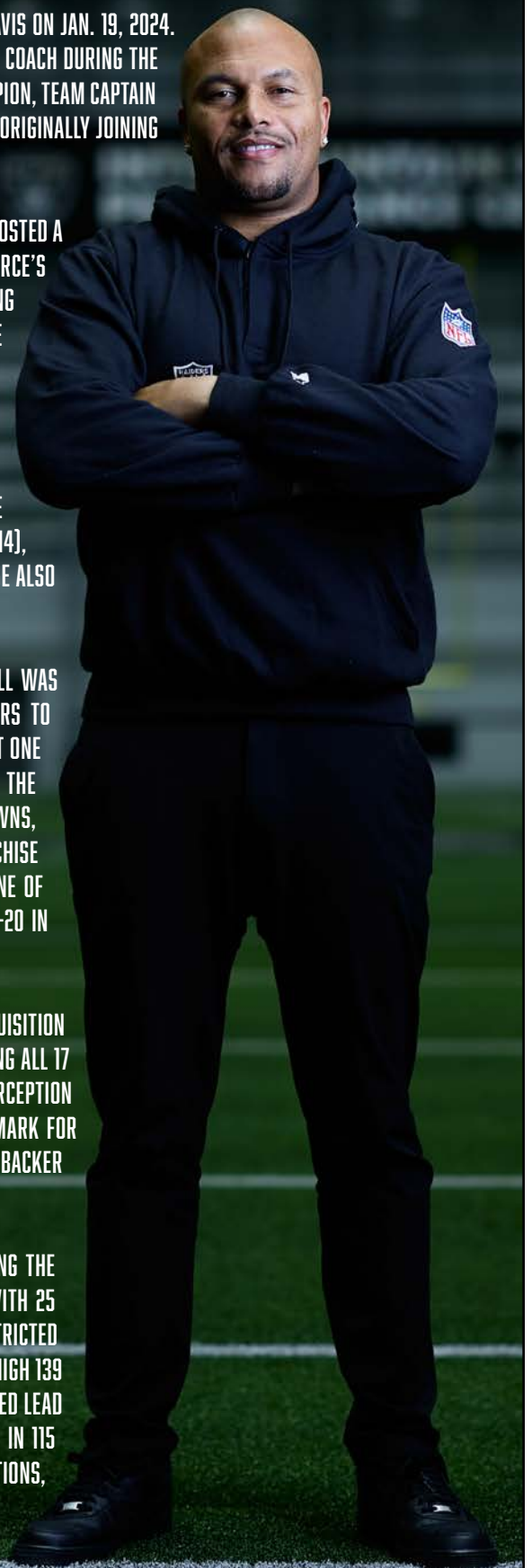
PIERCE ASSUMED INTERIM HEAD COACH DUTIES PRIOR TO WEEK 9 OF THE 2023 SEASON AND POSTED A 5-4 RECORD IN NINE GAMES, HIGHLIGHTED BY A 3-1 MARK AGAINST AFC WEST OPPONENTS. PIERCE'S LEADERSHIP REJUVENATED THE FRANCHISE MIDSEASON AND INSPIRED SEVERAL OUTSTANDING PERFORMANCES, INCLUDING A FRANCHISE-RECORD 63 POINTS IN A WEEK 15 WIN OVER THE CHARGERS, AND AN EMPHATIC ROAD VICTORY OVER THE KANSAS CITY CHIEFS ON CHRISTMAS DAY THAT FEATURED TWO DEFENSIVE SCORES FOR THE SILVER AND BLACK.

UNDER HIS GUIDANCE, THE RAIDERS FINISHED THE SEASON WITH THE FEWEST PENALTIES IN THE NFL (75) AND TWICE COMPLETED GAMES WITHOUT A SINGLE PENALTY FLAG. AFTER PIERCE TOOK THE HELM ON OCT. 31, THE RAIDERS WERE TIED FOR 10TH IN THE NFL IN TAKEAWAYS (14), TIED FOR FIFTH IN TURNOVER MARGIN (+6), AND TIED FOR THIRD IN SACKS (30). THE DEFENSE ALSO ALLOWED A LEAGUE-LOW 16.0 POINTS PER GAME.

HIS PRESENCE WAS FELT IN ALL THREE PHASES LAST SEASON, AS ROOKIE AIDAN O'CONNELL WAS NAMED THE STARTING QUARTERBACK PRIOR TO WEEK 9 AND PROMPTLY LED THE RAIDERS TO VICTORIES IN THE FIRST TWO GAMES OF PIERCE'S TENURE. THE RAIDERS LATER BECAME JUST ONE OF THREE NFL TEAMS TO SCORE 20-OR-MORE POINTS IN EACH OF THE LAST FOUR GAMES OF THE REGULAR SEASON. THE OPPORTUNISTIC DEFENSE FINISHED THE SEASON WITH FIVE TOUCHDOWNS, THE SECOND-HIGHEST TOTAL IN THE NFL AND THE SECOND MOST IN A SEASON IN FRANCHISE HISTORY. ON SPECIAL TEAMS, PRO BOWL SELECTION AJ COLE CONTINUED TO EMERGE AS ONE OF THE NFL'S ELITE PUNTERS AND TWO PLAYERS FINISHED RANKED AMONG THE LEAGUE'S TOP-20 IN SPECIAL TEAMS TACKLES.

PIERCE'S LINEBACKER CORPS WAS A KEY CATALYST FOR THE DEFENSE, AS FREE AGENT ACQUISITION ROBERT SPILLANE PACED THE TEAM WITH 148 TACKLES AND RARELY MISSED A SNAP, STARTING ALL 17 GAMES AND EARNING AFC DEFENSIVE PLAYER OF THE WEEK HONORS FOLLOWING A TWO-INTERCEPTION PERFORMANCE IN A WIN OVER GREEN BAY. DIVINE DEABLO ALSO ECLIPSED THE CENTURY MARK FOR TACKLES, TOTALING 105 STOPS TO GIVE THE RAIDERS TWO 100-TACKLE PERFORMERS AT LINEBACKER FOR THE FIRST TIME SINCE 2013

BEFORE ENTERING THE COACHING RANKS, PIERCE PLAYED NINE YEARS IN THE NFL, ENTERING THE LEAGUE AS AN UNDRAFTED FREE AGENT WITH WASHINGTON, AND PLAYING IN 55 GAMES WITH 25 STARTS OVER FOUR SEASONS BEFORE SIGNING WITH THE NEW YORK GIANTS AS AN UNRESTRICTED FREE AGENT IN 2005. HE WAS NAMED TO THE PRO BOWL IN 2006 AFTER POSTING A CAREER-HIGH 139 TACKLES, INCLUDING 10 TACKLES FOR LOSS. A TEAM CAPTAIN WITH THE GIANTS, PIERCE HELPED LEAD NEW YORK TO VICTORY IN SUPER BOWL XLII. OVER HIS NINE-YEAR CAREER, PIERCE PLAYED IN 115 GAMES WITH 85 STARTS, TOTALING 732 TACKLES (462 SOLO), EIGHT SACKS, SEVEN INTERCEPTIONS, EIGHT FORCED FUMBLES AND 11 FUMBLE RECOVERIES.



RAIDERS COACHES AS NFL PLAYERS

ANTONIO PIERCE - HEAD COACH



Career Stats

G	GS	TKL	SK	TFL	INT	PD	FF	FR
124	94	691	9.0	39	7	43	8	10



2006



2001-04



2005-09



POSITION:
LINEBACKER

GERALD ALEXANDER - SAFETIES



Career Stats

G	GS	TKL	SK	TFL	INT	PD	FF	FR
44	30	159	2.0	3	4	14	3	4



2007-08



2009-10



2010



2011



2011



POSITION:
SAFETY

RAIDERS COACHES AS NFL PLAYERS

D'ANTHONY BATISTE - STRENGTH & CONDITIONING ASST.



Career Stats

G	GS	FR
37	14	1



2007



2009



2010



2010-12



POSITION:
TACKLE

EDGAR BENNETT - WIDE RECEIVERS



Career Stats

G	GS	RUSH	YDS	AVG	TD	REC	YDS	AVG	TD
112	77	1,115	3,992	3.6	21	284	2,245	7.9	10



SUPER BOWL XXXI CHAMPION



1992-1997



2005-09



POSITION:
RUNNING BACK

RAIDERS COACHES AS NFL PLAYERS

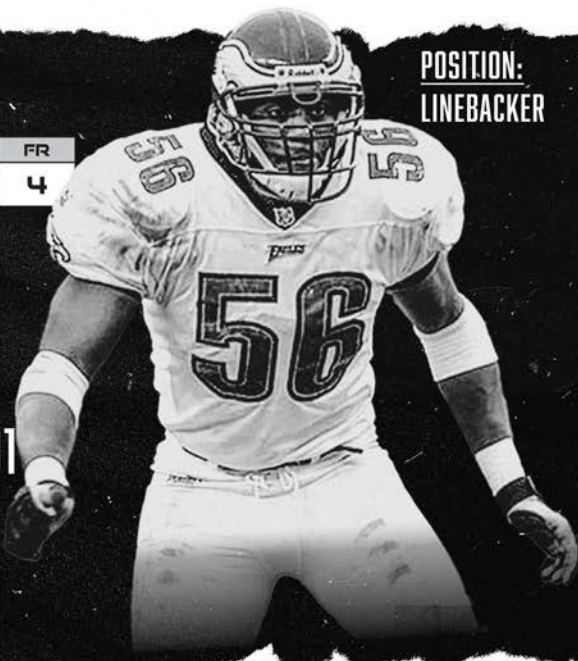
MIKE CALDWELL - RUN GAME COORDINATOR / LBs



Career Stats

G	GS	TKL	SK	TFL	INT	PD	FF	FR
159	49	562	14.5	21	8	22	6	4

POSITION:
LINEBACKER



1993-95



1996



1997



1998-01



2002



2003

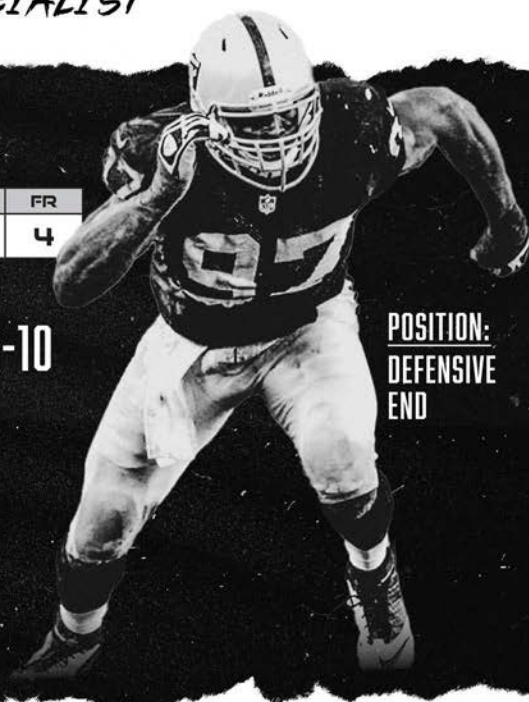
ANDRE CARTER - PASS RUSH SPECIALIST



Career Stats

G	GS	TKL	SK	TFL	QBH	PD	FF	FR
184	147	517	80.5	115	121	28	18	4

POSITION:
DEFENSIVE
END



2001-05



2006-10



2011, 13



2012



2011

RAIDERS COACHES AS NFL PLAYERS

RICKY MANNING JR. - CORNERBACKS



Career Stats

G	GS	TKL	SK	TFL	INT	TD	PD	FF	FR
84	38	272	4.0	11	212	2	33	4	7



2003-05



2006-07



2006-07



POSITION:
CORNERBACK

JOSH PHILLIPS - DEFENSIVE ASSISTANT



Pro Career



2002



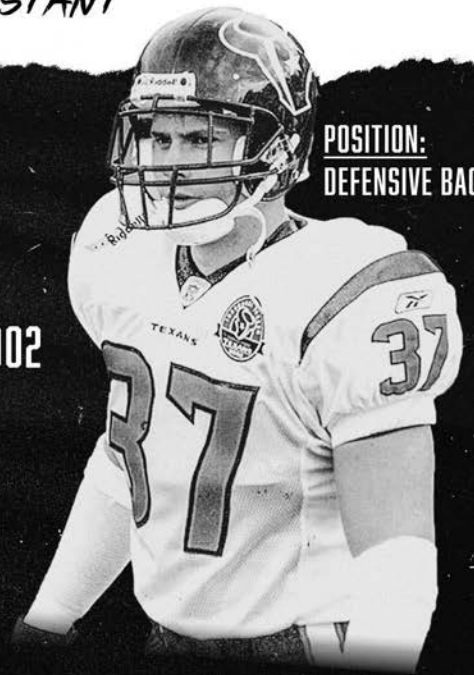
2002

*NFL EUROPE



2003-04

*ARENA LEAGUE



POSITION:
DEFENSIVE BACK

RAIDERS COACHES AS NFL PLAYERS

CARNELL WILLIAMS - RUNNING BACKS

Career Stats

G	GS	RUSH	YDS	AVG	TD	REC	YDS	AVG	TD
81	58	1,055	4,038	3.8	21	148	1,002	6.8	4



2005 OFFENSIVE ROOKIE OF THE YEAR



2005-10



2011

POSITION:
RUNNING BACK

NEW FACES IN 2024

PLAYERS WITH PRO EXPERIENCE



TE HARRISON BRYANT

NFL EXPERIENCE: 5TH SEASON
 PREVIOUS TEAM: BROWNS
 HOW ACQUIRED: UFA-'24 (CLE)

G	GS	REC	YDS	AVG	TD
76	32	98	877	8.9	10



DE ANDRE CARTER II

NFL EXPERIENCE: 2ND SEASON
 PREVIOUS TEAM: VIKINGS
 HOW ACQUIRED: FA-'24

G	GS	TKLS	TFL	SK	QBH
12	0	2	16	0.0	0



DT ZACH CARTER

NFL EXPERIENCE: 3RD SEASON
 PREVIOUS TEAM: BENGALS
 HOW ACQUIRED: FA-'24

G	GS	TKLS	TFL	SK	QBH
43	16	63	2	2.0	5



DE K'LAVON CHAISSON

NFL EXPERIENCE: 5TH SEASON
 PREVIOUS TEAM: GIANTS
 HOW ACQUIRED: FA-'24

G	GS	TKLS	TFL	SK	QBH
70	15	100	17	9.0	30



CB DARNAY HOLMES

NFL EXPERIENCE: 5TH SEASON
 PREVIOUS TEAM: GIANTS
 HOW ACQUIRED: FA-'24

G	GS	TKLS	TFL	INT	PD
69	12	136	5	4	21



CB KYU BLU KELLY

NFL EXPERIENCE: 2ND SEASON
 PREVIOUS TEAM: COMMANDERS
 HOW ACQUIRED: FA-'24

G	GS	TKLS	TFL	SK	PD
10	0	5	1	0.0	0



WR TERRACE MARSHALL JR.

NFL EXPERIENCE: 4TH SEASON
 PREVIOUS TEAM: 49ERS
 HOW ACQUIRED: FA-'24

G	GS	REC	YDS	AVG	TD
41	16	66	780	11.8	1



RB ALEXANDER MATTISON

NFL EXPERIENCE: 6TH SEASON
 PREVIOUS TEAM: VIKINGS
 HOW ACQUIRED: UFA-'24 (MIN)

G	GS	RUSH	YDS	TD	REC	YDS	TD
87	25	700	2,738	15	131	995	7

NEW FACES IN 2024

PLAYERS WITH PRO EXPERIENCE



G/T ANDRUS PEAT

NFL EXPERIENCE: 10TH SEASON
 PREVIOUS TEAM: SAINTS
 HOW ACQUIRED: FA-'24

G	GS	-	-	-	-
125	103	-	-	-	-



QB DESMOND RIDDER

NFL EXPERIENCE: 3RD SEASON
 PREVIOUS TEAM: CARDINALS
 HOW ACQUIRED: FA-'24

G	GS	COMP	COMP%	YDS	TD	INT	RATE
24	18	373	63.7	3,991	16	14	82.7



TE JUSTIN SHORTER

NFL EXPERIENCE: 2ND SEASON
 PREVIOUS TEAM: BILLS
 HOW ACQUIRED: FA-'24

G	GS	-	-	-	-
5	0	-	-	-	-




G CODY WHITEHAIR

NFL EXPERIENCE: 9TH SEASON
 PREVIOUS TEAM: BEARS
 HOW ACQUIRED: UFA-'24 (CHI)

G	GS	-	-	-	-
135	121	-	-	-	-

NEW FACES IN 2024

ROOKIES



TE BROCK BOWERS

SCHOOL: GEORGIA
HOW ACQUIRED: D1-'24

COLLEGE: Two-time John Mackey Award winner...Played in 40 career games over three seasons at Georgia (2021-23).

RB CHRIS COLLIER

SCHOOL: LOCK HAVEN
HOW ACQUIRED: UDFA-'24

COLLEGE: Spent three seasons at Wagner (2020-22) and one season at Lock Haven (2023), appearing in 22 career games.



LB TOMMY EICHENBERG

SCHOOL: OHIO STATE
HOW ACQUIRED: D5-'24

COLLEGE: Played in 41 career games (27 starts) over five seasons at Ohio State...2023 Big Ten Linebacker of the Year

LB AMARI GAINER

SCHOOL: NORTH CAROLINA
HOW ACQUIRED: UDFA-'24

COLLEGE: Played final year at North Carolina after five seasons at Florida State...Appeared in 59 career games.



T DJ GLAZE

SCHOOL: MARYLAND
HOW ACQUIRED: D3-'24

COLLEGE: Played in 40 games with 32 starts over four seasons at Maryland (2020-23).

S THOMAS HARPER

SCHOOL: NOTRE DAME
HOW ACQUIRED: W-'24 (LAC)

COLLEGE: Played four seasons at Oklahoma State (2019-22) before transferring to Notre Dame for his final collegiate season



WR RAMEL KEYTON

SCHOOL: TENNESSEE
HOW ACQUIRED: UDFA-'24

COLLEGE: Played five years at Tennessee, playing in 55 games with 24 starts.

RB DYLAN LAUBE

SCHOOL: NEW HAMPSHIRE
HOW ACQUIRED: D6-'24

COLLEGE: Played in 46 career games over six seasons (2018-23) at New Hampshire, compiling 7,197 all-purpose yards



DT JONAH LAULU

SCHOOL: HAWAII
HOW ACQUIRED: W-'24 (IND)

COLLEGE: Spent four seasons at Hawai'i (2018-21) before transferring to Oklahoma where he played his final two seasons.

G JACKSON POWERS-JOHNSON

SCHOOL: OREGON
HOW ACQUIRED: D2-'24

COLLEGE: Played in 36 games over three seasons at Oregon (2021-23) and allowed zero sacks in 997 career offensive snaps.



CB DECAMERION RICHARDSON

SCHOOL: MISSISSIPPI STATE
HOW ACQUIRED: D4-'24

COLLEGE: Played in 45 games with 26 starts over four seasons at Mississippi State (2020-23).

S TREY TAYLOR

SCHOOL: AIR FORCE
HOW ACQUIRED: D7a-'24

COLLEGE: 2023 Jim Thorpe Award winner... Played in 36 games with 28 starts over five seasons at Air Force (2019-23).



WHAT TO WATCH FOR IN 2024



DANIEL CARLSON

- With 30 made field goals in 2024, Carlson would have his fourth career season with 30+ made field goals, tied for the seventh most of such seasons in NFL history.
- With 93 points scored, Carlson will reach 800 career points scored since entering the league in 2018. Carlson would be just the 13th kicker in NFL history to reach 800+ career points in his first seven NFL seasons.
- With 31 made field goals, Carlson will reach 200 career made field goals, just the second kicker in NFL history to make 200+ field goals in his first seven NFL seasons, joining Justin Tucker (237).
- With 130 points in 2024, Carlson would notch his fourth career season with 130+ points, tied for the fourth most of such season in NFL history among kickers. He would be one of only nine kickers in NFL history to have four or more seasons of 130+ points.
- With 140 points, Carlson would notch his third career season with 140+ points, tied for the third most of such season in NFL history among kickers. He would be one of only five kickers in NFL history to have three or more seasons of 140+ points.



NATE HOBBS

- With 70 tackles in 2024, Hobbs would notch his fourth consecutive season with 70+ tackles. He would become just the third cornerback in NFL history (since 1987) to record 70+ tackles in each of his first four seasons in the NFL, joining Darrell Green and Richard Marshall.
- With 71 tackles, Hobbs would reach 300 career tackles, becoming just the 14th cornerback in NFL history (since 1987) to reach 300 career tackles in his first four seasons in the NFL.
- With three tackles for loss, Hobbs would reach 15 career tackle for loss, becoming one of just six cornerbacks in NFL history to record 15+ tackles for loss in his first four NFL seasons.

WHAT TO WATCH FOR IN 2024



JAKOBI MEYERS

- With 700 receiving yards in 2024, Meyers would have his fifth-straight season of 700+ yards, becoming one of only 10 undrafted players in NFL history to record five-straight seasons with 700+ receiving yards.
- With 700 receiving yards, Meyers would become one of only five undrafted players in NFL history to record 700+ receiving yards in five of their first six seasons in the NFL, joining Antonio Gates, Drew Pearson, Gary Clark and Rob Moore.
- With 94 receptions, Meyers would become just the third undrafted player in NFL history to record 400+ receptions in his first six seasons in the NFL, joining Wes Welker and Antonio Gates.

DISCIPLINED PLAY

Since Head Coach Antonio Pierce took the helm in Week 9 of 2023, the Raiders have averaged just 5.04 penalties per game, the second fewest in the NFL over that span.

FEWEST PENALTIES PER GAME - SINCE NOV. 1, 2023

Rk.	Team	PenPG
1.	Los Angeles Chargers	4.84
2.	Las Vegas Raiders	5.04
3.	Los Angeles Rams	5.25
4.	Kansas City Chiefs	5.29
5.	Indianapolis Colts	5.33

Since Head Coach Antonio Pierce took the helm in Week 9 of 2023, the Raiders have also averaged just 41.50 penalty yards per game, the third fewest in the NFL over that span.

FEWEST PENALTY YARDS PER GAME - SINCE NOV. 1, 2023

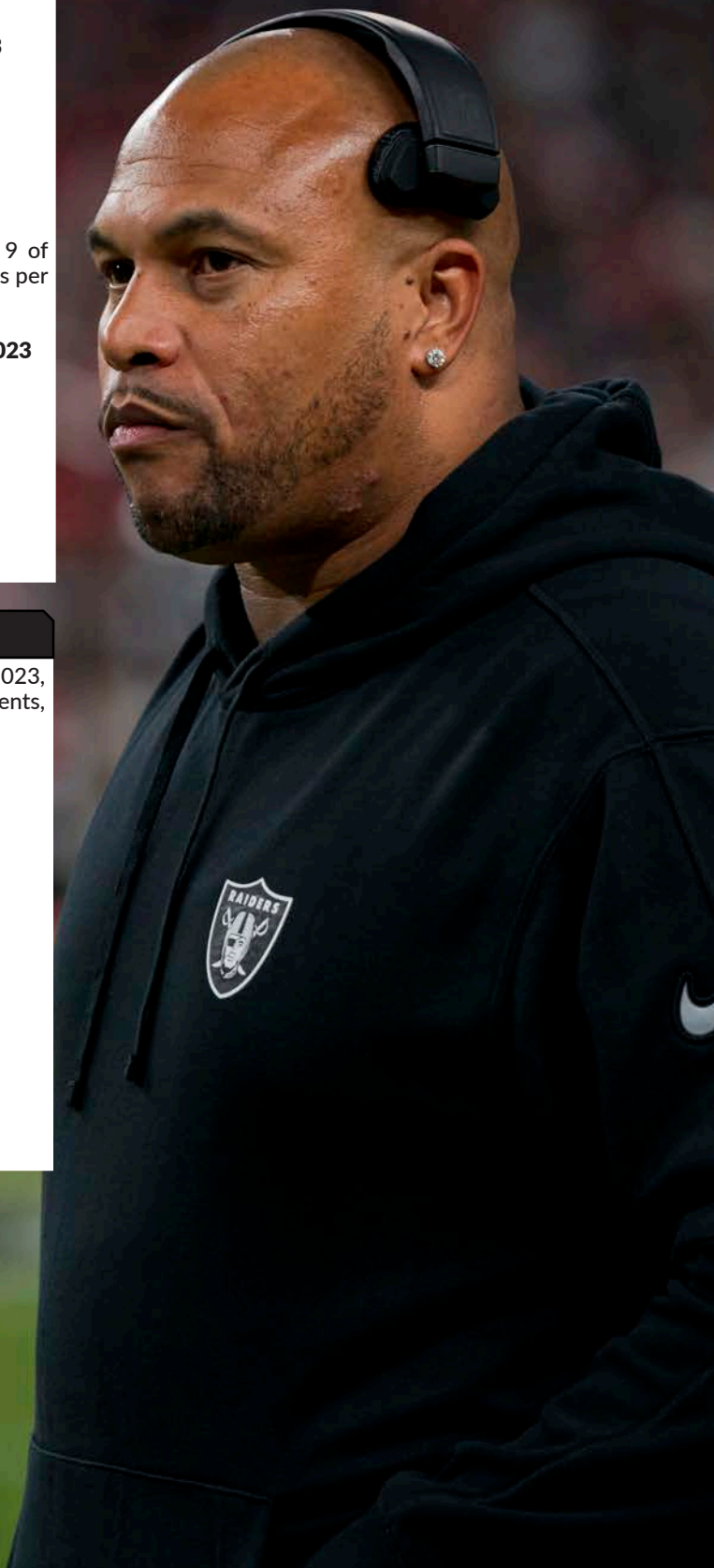
Rk.	Team	PenYPG
1.	Los Angeles Chargers	38.84
2.	Indianapolis Colts	39.46
3.	Las Vegas Raiders	41.50
4.	Jacksonville Jaguars	41.67
5.	New York Giants	43.96

DEFENSIVE PROWESS

Since Head Coach Antonio Pierce took the helm in Week 9 of 2023, the Raiders defense allowed just 5.2 yards per play to opponents, tied for the eighth best average in the NFL over that span.

YARDS PER PLAY ALLOWED - SINCE NOV. 1, 2023

Rk.	Team	Yd/Play
1t.	New York Jets	4.7
2t.	San Francisco	5.0
2t.	Kansas City Chiefs	5.0
4t.	Houston Texans	5.1
4t.	Denver Broncos	5.1
4t.	Cleveland Browns	5.1
4t.	Tennessee Titans	5.1
8t.	Las Vegas Raiders	5.2
8t.	Philadelphia Eagles	5.2
8t.	New England Patriots	5.2
8t.	Baltimore Ravens	5.2



2024 TEAM NOTES

SACK STREAK

The Raiders defense has recorded at least one sack in 33 consecutive games, the third longest active streak in the NFL.

ACTIVE STREAKS OF GAMES WITH 1+ SACKS

Rk.	Team	Streak
1.	Baltimore Ravens	52
2.	Philadelphia Eagles	42
3.	Las Vegas Raiders	33
4.	Pittsburgh Steelers	27

The Raiders 33-game streak is also now the third longest streak in franchise history - the longest streak by the Raiders since a streak of 58 games from 1984-1987.

ACTIVE STREAKS OF GAMES WITH 1+ SACKS

Rk.	From	To	Streak
1.	09/24/84	12/13/87	58
2.	09/07/80	11/22/82	35
3.	01/07/23	11/22/24	33
4.	09/30/73	10/12/75	30
5.	10/27/68	11/01/70	29
6t.	09/27/15	12/18/16	28
6t.	10/14/90	09/06/92	28

GET TO THE QB

The Raiders defense has recorded 13 sacks over the last four games, tied for the third most in the NFL over that span.

MOST SACKS - WEEKS 13-16

Rk.	Team	Sacks
1.	Dallas Cowboys	18
2.	Atlanta Falcons	16
3t.	Las Vegas Raiders	13
3t.	Green Bay Packers	13
3t.	Kansas City Chiefs	13
6t.	Carolina Panthers	12
6t.	New Orleans Saints	12

16 different players have now recorded at least a half-sack for the Raiders this season. It is the most players with at least a half-sack in Raiders history in a single season. It is also tied for the second-most players with a sack involvement in the NFL in 2024, behind only the Ravens (17).

RAIDERS PLAYERS WITH AT LEAST 0.5 SACK - 2024

No.	Player	Sacks
1.	Maxx Crosby	7.5
2.	K'Lavon Chaisson	4.0
3.	Tyree Wilson	4.0
4.	Adam Butler	3.5
5.	Christian Wilkins	2.0
6.	Charles Snowden	1.5
7.	Robert Spillane	1.0
8.	John Jenkins	1.0
9.	Darnay Holmes	1.0
10.	Tre'von Moehrig	1.0
11.	Divine Deablo	1.0
12.	Isaiah Pola-Mao	1.0
13.	Zachary Carter	1.0
14.	Amari Burney	1.0
15.	Jonah Lau	1.0
16.	Janarius Robinson	1.0

NO FLY ZONE

The Raiders are allowing 210.1 passing yards per game in 2024, the eighth fewest in the NFL.

OPPONENT PASSING YARDS ALLOWED PER GAME - 2024

Rk.	Team	Opp PsYds/G
1.	Tennessee Titans	178.3
2.	Philadelphia Eagles	178.8
3.	San Francisco 49ers	183.3
4.	Washington Commanders	185.5
5.	New York Jets	188.3
6t.	Houston Texans	200.5
6t.	New York Giants	200.5
8.	Las Vegas Raiders	210.1
9.	Carolina Panthers	210.7
10.	Miami Dolphins	210.9

UNDER 150

The Raiders allowed a season-low 93 net passing yards in Week 15 and have now allowed under 150 net passing yards in five games this season, tied for the second most of such games in the NFL in 2024.

GAMES ALLOWING FEWER THAN 150 PASS YARDS - 2024

Rk.	Team	Games
1.	Miami Dolphins	6
2t.	Las Vegas Raiders	5
2t.	Philadelphia Eagles	5
2t.	New York Jets	5
2t.	Washington Commanders	5
6t.	Seattle Seahawks	4
6t.	Indianapolis Colts	4
6t.	San Francisco 49ers	4
6t.	Tennessee Titans	4

BATTED DOWN

The Raiders defensive line batted down three passes in Week 16 and as a unit, the defensive line has now recorded 19 passes defended in 2024, the most in the NFL among D-line units.

MOST PASSES DEFENSED (D-LINE UNITS) - 2024 SEASON

Rk.	Team	PDs
1.	Las Vegas Raiders	19
2.	New Orleans Saints	17
3.	Pittsburgh Steelers	16
4.	Cincinnati Bengals	13
5t.	Houston Texans	11
5t.	Philadelphia Eagles	11
5t.	Minnesota Vikings	11

2024 TEAM NOTES

TIGHT ENDS

The Raiders tight end unit has accounted for 127 of the team's 365 total completions for 1,182 total yards in 2024. Their 127 receptions are the second most among other tight end units in the NFL.

MOST RECEPTIONS AMONG TIGHT END UNITS - 2024

Rk.	Team	Rec.
1.	Kansas City Chiefs	132
2.	Las Vegas Raiders	127
3.	Arizona Cardinals	116
4.	New England Patriots	105
5.	Cincinnati Bengals	103

127 receptions by tight ends are already the third most in a single season by a tight end unit in Raiders history - the most since 2020.

MOST RECEPTIONS AMONG TIGHT END UNITS - RAIDERS HISTORY

Rk.	Season	Rec.
1t.	2020	128
1t.	1979	128
3.	2024	127
4.	2019	124
5.	1986	99

Their 1,281 receiving yards are the most among tight end units in the NFL in 2024.

MOST RECEIVING YARDS AMONG TIGHT END UNITS - 2024

Rk.	Team	Rec.
1.	Las Vegas Raiders	1,281
2.	Kansas City Chiefs	1,207
3.	Arizona Cardinals	1,144
4.	Baltimore Ravens	1,112
5.	New England Patriots	1,105

NO BIG PLAYS

The Raiders defense allowed just one completion of 25+ yards in Week 16, and the defense has now only allowed 21 completions of 25+ yards, tied for the sixth fewest in the NFL.

FEWEST COMPLETIONS OF 25+ YARDS ALLOWED

Rk.	Team	Comp.
1t.	Buffalo Bills	18
1t.	San Francisco 49ers	18
1t.	Arizona Cardinals	18
4.	Miami Dolphins	19
5.	Green Bay Packers	20
6.	Las Vegas Raiders	21
7t.	Atlanta Falcons	22
7t.	Philadelphia Eagles	22
7t.	New England Patriots	22

21 completions of 25+ yards allowed are also the second fewest by the Raiders defense through Week 16 of a single season since 2000.

COMPLETIONS OF 25+ YARDS ALLOWED THROUGH WK 15 (RAIDERS SINCE 2000)

Rk.	Season	Completions
1.	2006	16
2.	2024	21
3t.	2001	22
3t.	2000	22
5t.	2005	23
5t.	2023	23

TAKEAWAYS

With two takeaways in Week 16, the Raiders defense has now recorded six takeaways over the last three games, tied for the fifth most in the NFL over that span.

MOST TAKEAWAYS, WEEK 14-16

Rk.	Team	Takeaways
1.	Cincinnati Bengals	11
2.	Kansas City Chiefs	8
3t.	Philadelphia Eagles	7
3t.	Dallas Cowboys	7
5t.	Indianapolis Colts	6
5t.	Pittsburgh Steelers	6
5t.	Tennessee Titans	6
5t.	Las Vegas Raiders	6
5t.	Atlanta Falcons	6
5t.	Minnesota Vikings	6

The Raiders defense recorded three takeaways in Week 14, the most in a single game for the Raiders since Week 15 of 2023. Since 2020, the Raiders have recorded 3+ takeaways eight times.

GAMES WITH 3+ TAKEAWAYS - RAIDERS SINCE 2020

No.	Date	Opp.	Takeaways
1.	12/08/24	Buccaneers	3
2.	12/14/23	Chargers	5
3.	11/19/23	Dolphins	3
4.	10/30/23	Lions	3
5.	10/09/23	Packers	3
6.	10/17/21	Broncos	4
7.	12/06/20	Jets	3
8.	11/15/20	Broncos	5

The Raiders recorded all three of their takeaways in the second quarter in Week 14, the most takeaways in a single quarter by the Silver and Black since the 4th quarter of Week 10 in 2020 (3 vs. DEN). Since 2000, the Raiders have now recorded 3+ takeaways in a quarter seven times.

3+ TAKEAWAYS IN A SINGLE QUARTER - RAIDERS SINCE 2000

No.	Season	Week	Opp.	Qtr.	Takeaways
1.	2024	14	TB	2nd	3
2.	2020	13	NYJ	2nd	3
3.	2020	10	DEN	4th	3
4.	2013	16	LAC	2nd	3
5.	2009	11	CIN	4th	3
6.	2000	17	CAR	3rd	3
7.	2002	2	PIT	4th	4

MONEY DOWN

The Raiders offense converted on 8-of-14 (57.1%) third downs in Week 11, the best single-game mark this season and tied for the best mark in a single game by the Raiders since 2021 - the best since Week 12 of 2022 (57.1% at Sea.).

HIGHEST SINGLE-GAME 3RD DOWN CONV. PCT - SINCE 2021

Rk.	Date	3rd Att.	3rd Conv.	3rd Conv %
1t.	11/17/24	14	8	57.1%
1t.	11/27/22	14	8	57.1%
3.	12/14/23	16	9	56.3%
4.	09/18/22	11	6	54.5%
5.	01/07/24	13	7	53.8%

2024 TEAM NOTES

ON THE GROUND

The Raiders rushed for 152 rushing yards in Week 4, a season high and the most since Week 16 of 2023 (157).

MOST SINGLE-GAME RUSHING YARDS - SINCE 2023

Rk.	Season	Week	Opp.	Rush Yards
1.	2023	16	KC	157
2.	2024	4	CLE	152
3.	2023	10	NYJ	148
4.	2023	18	DEN	129
5.	2023	9	NYG	125

The Raiders also had five different players with a 10+ yard rush in Week 4, the most in a game since Week 8 of 2010 vs. Seahawks (also five).

PLAYERS WITH 10+ YARD RUSH IN A GAME

2024 WK 4

RB Alexander Mattison
RB Zamir White
WR DJ Turner
TE Brock Bowers
WR Tyreik McAllister

2010 WK 8

RB Darren McFadden
RB Marcel Reece
WR Darrius Heyward-Bey
RB Michael Bush
WR Jacoby Ford

The Raiders also had two wide receivers score rushing touchdowns in Week 4, the first team to have two receivers score on the ground in a game since the Jets in 2009 against the Bengals.

WRs TO SCORE RUSHING TD IN A GAME

RAIDERS

2024 WK 4

WR Tre Tucker
WR DJ Turner

JETS

2009 WK 17

WR Brad Smith
WR Jerricho Cotchery

SILVER & BLACK COMEBACK

In Week 2, the Raiders trailed the Ravens 23-13 with 12:17 left in the fourth quarter before winning 26-23. The last time the Raiders won a game in which they trailed by 10+ points in the 4th quarter was 9/11/2016 at New Orleans (down 24-13, won 35-34).

The Raiders have comeback to win when down 10+ points in the fourth quarter 21 times in the franchise's history - below are all 21 instances.

RAIDERS WINS WHEN TRAILING BY 10+ IN 4TH QUARTER

Game Date	Opp.	Trailing	Final
9/15/2024	Bal	10	23-13
9/11/2016	NO	11	24-13
10/21/2012	Jac	10	23-13 (OT)
9/23/2012	Pit	10	31-21
12/28/2008	TB	10	24-14
11/28/2004	Den	11	24-13
9/28/2003	SD	14	31-17 (OT)
10/24/1999	NYJ	10	20-10
1/2/1994	Den	10	30-20 (OT)
10/13/1991	Sea	10	17-7 (OT)
9/26/1988	Den	10	24-14 (OT)
9/24/1984	SD	10	30-20
11/29/1981	Sea	13	24-11
11/17/1980	Sea	10	17-7
12/3/1979	NO	14	35-21
9/10/1978	SD	13	20-7
10/23/1977	NYJ	13	27-14
9/12/1976	Pit	14	28-14
10/4/1971	Cle	10	20-10
12/8/1963	SD	17	27-10
10/28/1960	NYT	10	24-14

DB DUO

CB Nate Hobbs and S Tre'von Moehrig co-led the Raiders with 10 tackles each in Week 6. It was the third time in the last 30 years the Raiders had two defensive backs record 10+ tackles in a game (2014 vs. Broncos; 2004 vs. Broncos).

GAMES WITH 2 DBs WITH 10+ TACKLES - RAIDERS SINCE 1995

RAIDERS vs. PIT

2024 WK 6

CB Nate Hobbs - 10
S Tre'von Moehrig - 10

RAIDERS vs. DEN

2014 WK 10

S Larry Asante - 10
S Charles Woodson - 10

RAIDERS vs. DEN

2004 WK 6

S Marquez Anderson - 16
S Ray Buchanan - 10

COMEBACK WINS

The Raiders were down 10-0 at the end of the first quarter in Week 4 and came back to win 20-16. This was just the third time over the last 20 seasons the Raiders won after being down 10+ points after the first quarter.


RAIDERS WINS AFTER BEING DOWN 10+ POINTS AFTER 1st Q (SINCE 2005)

No.	Date	Opp.	Down	Won
1.	09/29/24	CLE	0-10	20-16
2.	09/26/21	MIA	2-14	31-28 (OT)
3.	09/21/20	NO	0-10	34-24

WATCH THE STICKS

The Raiders defense only allowed 11 first downs to the Chargers offense in Week 1, tied for the fewest in the NFL.

FEWEST FIRST DOWNS ALLOWED 2024 WEEK 1



The 11 first downs in Week 1 are the fewest allowed by the Raiders in a single game since Week 16 of the 2016 season against Denver (8).

FEWEST 1st DOWNS ALLOWED IN A GAME - RAIDERS SINCE 2015

Rk.	Opponent	Season	Week	1st Downs
1.	Denver	2021	16	8
2.	Las Vegas	2024	1	11
3t.	Denver	2017	12	12
3t.	Philadelphia	2017	16	12
3t.	Denver	2022	4	12



BROCK BOWERS

TIGHT END



2024 RAIDERS DRAFT PICK
(1ST ROUND, 13TH OVR)

15
GAMES

14
STARTS

101
REC

1,067
YARDS

10.6
AVG.

4
REC TD

NFL LEADER

Bowers now has 101 receptions for 1,067 yards (10.6 avg.) and four touchdowns in 2024. His 101 receptions are tied for the second most in the NFL in 2024.

NFL RECEPTIONS LEADERS - 2024 SEASON

Rank	Player	Team	Rec.
1.	Ja'Marr Chase	CIN	102
2t.	Brock Bowers	LV	101
2t.	Amon St. Brown	DET	101
2t.	CeeDee Lamb	DAL	101
5.	Malik Nabers	NYG	97

His 1,067 receiving yards also rank eighth in the NFL - first in the NFL among tight ends.

MOST RECEIVING YARDS (TEs) - 2024 SEASON

Rank	Player	Team	Rec Yds
1.	Brock Bowers	LV	1,067
2.	George Kittle	SF	967
3.	Trey McBride	ARI	958

He also ranks sixth in the NFL in yards after catch - first among TEs.

MOST YARDS AFTER CATCH - 2024 SEASON

Rank	Player	Team	YAC
1.	Ja'Marr Chase	CIN	722
2.	De'Von Achane	MIA	648
3.	Khalil Shakir	BUF	576
4.	Brock Bowers	LV	549
5.	Alvin Kamara	NO	542

He also ranks second among all NFL tight ends in receiving first downs.

MOST RECEIVING FIRST DOWNS (TEs) - 2024 SEASON

Rank	Player	Team	Rec1D
1.	Trey McBride	ARI	53
2.	Brock Bowers	LV	51

His four receiving touchdowns are now tied for the 10th most in the NFL among tight ends.

FIRST 15

Bowers now has 101 receptions for 1,067 yards (10.6 avg.) and four touchdowns through his first 15 career games. His 101 receptions are the most in NFL history among rookies in their first 15 games.

MOST RECEPTIONS THROUGH FIRST 15 CAREER GAMES (ROOKIES IN NFL HISTORY)

Rank	Player	Season	Rec.
1.	Brock Bowers	2024	101
2.	Jaylen Waddle	2021	99
3.	Malik Nabers	2024	97
4t.	Odell Beckham Jr.	2014	96
4t.	Puka Nacua	2023	96

Bowers also has the most receiving yards by a player of any experience level in Raiders history through 15 games of a single season.

RECEPTIONS THROUGH 15 GAMES OF SINGLE SEASON (RAIDERS HISTORY)

Rank	Player	Season	Rec.
1.	Brock Bowers	2024	101
2.	Darren Waller	2020	98
3.	Hunter Renfrow	2021	92
4.	Charlie Garner	2002	91
5t.	Jerry Rice	2002	90
5t.	Tim Brown	1997	90

Through just 15 games of his rookie season, Bowers already has the second most receiving yards by a rookie tight end in a single season in NFL history.

MOST RECEIVING YARDS IN SINGLE SEASON - ROOKIE TE (NFL HISTORY)

Rank	Player	Season	Rec Yds
1.	Mike Ditka	1961	1,076
2.	Brock Bowers	2024	1,067
3.	Kyle Pitts	2021	1,026
4.	Jeremy Shockey	2002	894

BROCK BOWERS NOTES

ROOKIE RECORDS

Through 15 games of his rookie season, TE **Brock Bowers** already owns the most receptions in NFL history by a tight end in their rookie season.

REC.	PLAYER
101	BROCK BOWERS
86	SAM LAPORTA
81	KEITH JACKSON
74	JEREMY SHOCKEY



Bowers has now recorded 101 receptions through 15 games of his rookie season, already the most receptions in a single season in Raiders history by a rookie.

MOST REC. IN A SINGLE SEASON RAIDERS ROOKIE

Rank	Player	Season	Rec.
1.	Brock Bowers	2024	101
2.	Amari Cooper	2015	72
3.	Hunter Renfrow	2019	49
4.	Zach Miller	2007	44
5.	Tim Brown	1988	43

SINGLE SEASON TE RECORDS

Bowers is now one of 10 rookies in NFL history at any position (the first TE) to record 90+ receptions in his first season.

MOST RECEPTIONS IN A SINGLE SEASON (ROOKIES) NFL HISTORY

Rank	Player	Season	Rec.
1.	Puka Nacua	2023	105
2.	Jaylen Waddle	2021	104
3t.	Brock Bowers	2024	101
3t.	Anquan Boldin	2003	101
5.	Michael Thomas	2016	92
6t.	Saquon Barkley	2018	91
6t.	Odell Beckham Jr.	2014	91
6t.	Eddie Royal	2008	91
9t.	Terry Glenn	1996	90
9t.	Amon-Ra St. Brown	2021	90

BIG PLAYS

Bowers now has 41 receptions of 10+ yards in 2024, tied for the most in the NFL among tight ends.

RECEPTIONS OF 10+ YARDS IN 2024 (TEs)

Rank	Player	Team	Rec.
1.	Brock Bowers	LV	41
2.	Jonnu Smith	MIA	41
3.	Trey McBride	ARI	40
4.	George Kittle	SF	39
5.	Hunter Henry	NE	31

RAIDERS HISTORY

Among Raiders tight ends of any experience level through 15 games of a single season, Bowers' 1,067 receiving yards are the third most behind Todd Christensen (1,111 in 1983) and Darren Waller (1,079 in 2020).

MOST REC. YARDS THROUGH 15 GAMES (TEs) - RAIDERS HISTORY

Rank	Player	Season	Rec. Yds
1.	Todd Christensen	1983	1,111
2.	Darren Waller	2020	1,079
3.	Brock Bowers	2024	1,067
4.	Todd Christensen	1986	1,049
5.	Todd Christensen	2019	1,038

His 101 receptions are now the fifth most in a single season in Raiders history by a player of any position or experience level.

MOST RECEPTIONS IN A SEASON - RAIDERS HISTORY

Rank	Player	Season	Rec.
1.	Darren Waller	2020	107
2.	Tim Brown	1997	104
3t.	Davante Adams	2023	103
3t.	Hunter Renfrow	2021	103
5.	Brock Bowers	2024	101

Bowers has also recorded 14 receptions of 20+ yards in 2024, the second most in the NFL among tight ends.

RECEPTIONS OF 20+ YARDS IN 2024 (TEs)

Rank	Player	Team	Rec.
1.	George Kittle	SF	18
2.	Brock Bowers	LV	14
3.	Sam LaPorta	DET	10
4.	Travis Kelce	KC	9

SINGLE-SEASON TE RECORDS

Among tight ends of all experience levels, Bowers' 101 receptions are the fourth most in NFL history by a tight end through 15 games of a single season.

RECEPTIONS THROUGH 15 GAMES OF A SINGLE SEASON (TEs) (NFL HISTORY)

Rank	Player	Season	Rec.
1.	Zach Ertz	2018	113
2.	Travis Kelce	2020	105
3.	Jason Witten	2012	103
4.	Brock Bowers	2024	101
5t.	Travis Kelce	2018	98
5t.	Evan Engram	2023	98
5t.	Darren Waller	2020	98
8.	Travis Kelce	2022	97
9.	T.J. Hockenson	2023	95

BROCK BOWERS NOTES

10+ RECEPTIONS

In Week 16, Bowers notched his fourth career game with 10+ receptions, becoming the first tight end in NFL history to record four games of 10+ receptions in his rookie season, passing Jeremy Shockey (2 in 2002).

GAMES WITH 10+ REC. IN ROOKIE SEASON (TEs) - NFL HISTORY

No.	Player	Season	Games
1.	Brock Bowers	2024	4
2.	Jeremy Shockey	2002	2

Among tight ends of any experience level, Bowers' four games with 10+ receptions are tied for the second most in a single season in NFL history.

GAMES WITH 10+ REC. IN A SINGLE SEASON (TEs) - NFL HISTORY

No.	Player	Season	Games
1.	Zach Ertz	2018	5
2t.	Evan Engram	2023	4
2t.	Brock Bowers	2024	4
3t.	Tony Gonzalez	2000	3
3t.	Tony Gonzalez	2007	3
3t.	Jason Witten	2010	3
3t.	Mark Andrews	2021	3

His four games of 10+ receptions are tied for the most by a rookie of any position in NFL history.

GAMES WITH 10+ REC. IN A SEASON - ROOKIES IN NFL HISTORY

Rk.	Player	Season	Games
1t.	Brock Bowers	2024	4
1t.	Odell Beckham Jr.	2014	4
3t.	Jaylen Waddle	2021	3
3t.	Malik Nabers	2024	3

His four games with 10+ catches are also tied for the most in a single season in Raiders history - tied with Hall of Fame WR Tim Brown.



1997 SEASON
4 GAMES



2024 SEASON
4 GAMES

TIM BROWN

BROCK BOWERS

FINDING THE END ZONE

Bowers now has four receiving touchdowns in 2024. His four receiving touchdowns are tied for the third most in Raiders history by a tight end in their rookie season.

MOST RECEIVING TDs IN ROOKIE SEASON (TE) - RAIDERS HISTORY

Rank	Player	Season	TDs
1.	Raymond Chester	1970	7
2.	Foster Moreau	2019	5
3t.	Brock Bowers	2024	4
3t.	Rickey Dudley	1996	4
3t.	Mychal Rivera	2013	4

HISTORIC LEADER

TE Brock Bowers led the NFL in receptions after Week 13. He was just one of seven tight ends in NFL history to lead the NFL in receptions after Week 13 - the first since 1986 (Todd Christensen).

TEs TO LEAD THE LEAGUE IN RECEPTIONS AFTER WEEK 14

NO.	PLAYER	SEASON	REC	NFL RANK
1.	Brock Bowers	2024	84	1st
2.	Todd Christensen	1986	79	1st
3.	Todd Christensen	1983	70	T-1st
4.	Ozzie Newsome	1983	70	T-1st
5.	Kellen Winslow	1980	72	1st
6.	Jerry Smith	1967	62	T-1st
7.	Pete Retzlaff	1958	56	T-1st

MULTI-CATCH GAMES

Bowers and Pat Freiermuth are the only tight ends in the NFL with multiple catches in each of their team's games this season.

GAMES WITH 2+ CATCHES (TEs) - 2024 SEASON

Rank	Player	Team	Games
1t.	Brock Bowers	LV	15
1t.	Pat Freiermuth	PIT	15
3t.	Travis Kelce	KC	14
3t.	Dalton Schultz	HOU	14
3t.	Hunter Henry	NE	14
3t.	Trey McBride	ARI	14

The only Raiders tight ends to do that in every team game of a season were Todd Christensen (1984, 1986), Jared Cook (2018) and Darren Waller (2019, 2020).

100+

Bowers now has two 100-yard receiving games this season. He is now one of just eight rookie tight ends in NFL history to record multiple games with 100+ receiving yards in their first season - he joins Raymond Chester (2 in 1970) as the only two rookie tight ends in Raiders history to accomplish the feat.

GAMES WITH 100+ REC. YARDS - ROOKIE TEs IN NFL HISTORY

Rank	Player	Season	Games
1.	Mike Ditka	1961	5
2.	Charle Young	1973	4
3.	Kyle Pitts	2021	3
4t.	Brock Bowers	2024	2
4t.	Ray Poage	1963	2
4t.	Raymond Chester	1970	2
4t.	Jeremy Shockey	2002	2
4t.	Noah Fant	2019	2

BROCK BOWERS NOTES

HISTORIC GAME

In Week 13, Bowers finished with 10 receptions for a single-game career-high 140 yards (14.0 avg.) and one touchdown. His 140 receiving yards are tied for the ninth most in a single game in NFL history by a rookie tight end.

MOST RECEIVING YARDS IN A GAME - ROOKIE TEs IN NFL HISTORY

Rank	Player	Date	Rec Yds
1.	Jackie Smith	10/13/63	212
2.	Mike Ditka	11/12/61	190
3.	Mark Bavaro	10/13/85	176
4.	Kyle Pitts	10/24/21	163
5.	Pete Mitchell	11/19/95	161
6.	Bob Tucker	10/25/70	150
7.	John Mackey	12/08/63	144
8.	Keith Jackson	12/31/88	142
9t.	Brock Bowers	11/29/24	140
9t.	Sam LaPorta	12/03/23	140

He is also just the third rookie tight end in NFL history to record 10+ catches and 140+ receiving yards in a single game - the first since 1995 (Pete Mitchell, 10 and 161).

ROOKIE TEs WITH 10+ REC. & 140+ YDS IN A GAME (NFL HISTORY)

No.	Player	Date	Rec.	Yds
1.	Brock Bowers	11/29/24	10	140
2.	Pete Mitchell	11/19/95	10	161
3.	Mark Bavaro	10/13/85	12	176

Bowers is the third tight end in franchise history with at least 140 receiving yards and a touchdown in a game, joining Darren Waller (twice) and Todd Christensen (three games).

ROOKIE TEs WITH 10+ REC. & 140+ YDS IN A GAME (NFL HISTORY)

No.	Player	Date	Rec. Yds	TD
1.	Brock Bowers	11/29/24	140	1
2.	Darren Waller	12/17/20	150	1
3.	Darren Waller	12/06/20	200	2
4.	Todd Christensen	11/20/86	173	1
5.	Todd Christensen	12/01/83	140	3
6.	Todd Christensen	10/16/83	152	3

NFL OFFENSIVE PLAYER OF THE MONTH

TE Brock Bowers was named the NFL Offensive Rookie of the Month for November, becoming just the third player in Raiders history to earn an NFL Rookie of the Month Award.

BROCK BOWERS



JOSH JACOBS



CHARLES WOODSON



Bowers is also just the third tight end since 1996 to win NFL Offensive Rookie of the Month - the first since 2005 (Heath Miller).



5+ CATCHES

Bowers has notched his 10th game this season with 5+ catches, tied for the third most of such games in a single season by a rookie tight end in NFL history.

GAMES WITH 5+ RECEPTIONS IN ROOKIE SEASON (TEs) (NFL HISTORY)

Rank	Player	Season	Games
1.	Sam LaPorta	2023	12
2t.	Dalton Kincaid	2023	10
2t.	Brock Bowers	2024	10
4.	Keith Jackson	1988	9
5t.	Evan Engram	2017	7
5t.	Jeremy Shockey	2002	7
7t.	Mike Ditka	1961	6
7t.	Tim Wright	2013	6

9 X 6

Bowers recorded nine receptions in Week 2, nine receptions in Week 6, 10 receptions in Week 7, 13 receptions in Week 11 and 10 receptions in Week 13 and 11 receptions in Week 16. He is the first rookie TE in NFL history to record six games with 9+ receptions in his rookie season.

GAMES WITH 9+ RECEPTIONS BY ROOKIE TEs - NFL HISTORY

Rank	Player	Season	Games
1.	Brock Bowers	2024	6
2t.	Robert Awalt	1987	2
2t.	Keith Jackson	1988	2
2t.	Jeremy Shockey	2002	2



BROCK BOWERS NOTES

FIRST 10

Through the first ten games of his career, **TE Brock Bowers** recorded 70 receptions for 706 yards (10.1 avg.) and three touchdowns. Among players in their first 10 career games, his 70 receptions are the second most in NFL history - the most among tight ends.

MOST RECEPTIONS THROUGH FIRST 10 CAREER GAMES



**ODELL
BECKHAM JR.**
71 RECEPTIONS
2014







**BROCK
BOWERS**
70 RECEPTIONS
2024



**PUKA
NACUA**
69 RECEPTIONS
2023

His 706 receiving yards were the second most in NFL history for a rookie tight end in their first 10 games - only behind Hall of Fame tight end Mike Ditka.

	SEASON	REC. YDS
 MIKE DITKA	1961	869
 BROCK BOWERS	2024	706
 KYLE PITTS	2021	635
 CHARLE YOUNG	1973	609

Among tight ends of any experience level, Bowers' 70 receptions were also tied for the fourth most in NFL history by a tight end through the first 10 games of a single season.

RECEPTIONS THROUGH 10 GAMES OF A SEASON (TEs IN NFL HISTORY)			
Rank	Player	Season	Rec.
1.	Zach Ertz	2018	77
2.	Jason Witten	2012	73
3.	T.J. Hockenson	2023	71
4t.	Brock Bowers	2024	70
4t.	Travis Kelce	2023	70
6.	Travis Kelce	2022	69
7t.	Ben Coates	1994	66
7t.	Travis Kelce	2020	66
9.	Dallas Clark	2009	65
10t.	Tony Gonzalez	2012	64
10t.	Shannon Sharpe	1996	64



NFL ROOKIE HISTORY

Bowers' 13 receptions in Week 11 are the most by a rookie tight end in a single game since at least 1960. He is also just the 10th rookie of any position in NFL history with at least 13 catches in a game.

ROOKIES WITH 13+ CATCHES IN A GAME - NFL HISTORY

Rank	Player	Date	Rec.
1.	Puka Nacua	9/17/23	15
2t.	Saquon Barkley	9/16/18	14
2t.	Najee Harris	9/26/21	14
2t.	Roy Helu	11/6/11	14
2t.	Don Looney	12/1/40	14
6t.	Brock Bowers	1/17/24	13
6t.	Sid Blanks	9/12/64	13
6t.	Deion Branch	9/29/02	13
6t.	Kelvin Bryant	12/7/86	13
6t.	LaDarian Tomlinson	11/25/01	13

Bowers is also just one of six rookies in NFL history - the first tight end - to record 13+ catches and 125+ receiving yards in a single game.

ROOKIES WITH 13+ CATCHES & 125+ YDS IN A GAME (NFL HISTORY)

No.	Player	Date	Rec.	Yds
1.	Brock Bowers	11/17/24	13	126
2.	Puka Nacua	9/17/23	15	147
3.	Deion Branch	9/29/02	13	128
4.	Kelvin Bryant	12/7/86	13	130
5.	Sid Blanks	9/12/64	13	131
6.	Don Looney	12/1/40	14	180

TE DIME PIECE

Bowers recorded 10 receptions in Week 7. He is now just the fourth tight end in NFL history to post a game of 10+ receptions in the first seven games of his rookie season - the first since 2014 (Jace Amaro).

10+ RECEPTIONS IN A GAME - TEs IN FIRST 7 CAREER GAMES

No.	Player	Date	Opp	Rec.
1.	Brock Bowers	10/20/24	LAR	10
2.	Jace Amaro	10/12/14	DEN	10
3.	Keith Jackson	9/11/88	CIN	10
4.	Mark Bavaro	10/13/85	CIN	12

70+ & 700+

Bowers is now one of two tight ends in Raiders history to record 700+ receiving yards through the first 10 games of a single season.

RECEIVING YARDS THROUGH FIRST 10 GAMES OF A SEASON (TEs IN RAIDERS HISTORY)

Rank	Player	Season	Rec. Yds
1.	Todd Christensen	1985	715
2.	Brock Bowers	2024	706

Bowers' 70 receptions are also the most by a tight end through the first 10 games of a single season in Raiders history.

RECEPTIONS THROUGH FIRST 10 GAMES OF A SEASON (TEs IN RAIDERS HISTORY)

Rank	Player	Season	Rec.
1.	Brock Bowers	2024	70
2.	Darren Waller	2020	60

BROCK BOWERS NOTES

FIRST FIVE

Bowers now has 28 receptions for 313 yards (11.2 avg.) through his first five career games. His 28 receptions are the second most in NFL history among tight ends in their first five career games of their rookie season, only behind Keith Jackson (29 in 1988).

MOST RECEPTIONS THROUGH FIRST 5 CAREER GAMES (TEs) (NFL HISTORY)

Rank	Player	Season	Rec.
1.	Keith Jackson	1988	29
2.	Brock Bowers	2024	28
3.	Jordan Reed	2013	26

His 28 receptions are also tied for the most in Raiders history among players in their first five career games.

MOST RECEPTIONS IN FIRST 5 GAMES - RAIDERS ROOKIES

Rank	Player	Season	Rec.
1t.	Brock Bowers	2024	28
1t.	Amari Cooper	2015	28
3.	Marcus Allen	1982	21

His 313 receiving yards are also the most in NFL history for a rookie tight end in his first five career games.

MOST RECEIVING YARDS IN FIRST 5 GAMES - ROOKIE TE (NFL HISTORY)

Rank	Player	Season	Rec Yds
1.	Brock Bowers	2024	313
2.	Kyle Pitts	2023	308
3.	Aaron Hernandez	2010	301
4.	Jordan Reed	2013	298

His 313 receiving yards are also the second most in Raiders history among players in their first five career games, only behind Amari Cooper (386 in 2015)

RAIDERS ROOKIE RECORDS

Bowers now owns the top five single-game receiving performances by Raiders rookies.

MOST RECEPTIONS IN A GAME - RAIDERS ROOKIES

Rank	Player	Date	Rec.
1.	Brock Bowers	11/17/24	13
2.	Brock Bowers	12/22/24	11
3t.	Brock Bowers	11/29/24	10
3t.	Brock Bowers	10/20/24	10
5.	Brock Bowers	09/15/24	9
6t.	Marcus Allen	12/18/82	8
6t.	Tim Brown	10/30/88	8
6t.	Raymond Chester	10/19/17	8
6t.	Amari Cooper	09/27/15	8
6t.	Zach Miller	12/30/07	8

He now owns four of the top eight performances of most receiving yards among rookie tight ends in Raiders history.

MOST RECEIVING YARDS IN A GAME - RAIDERS ROOKIE TEs

Rank	Player	Date	Rec.
1.	Brock Bowers	11/29/24	140
2.	Mike Dyal	12/03/89	134
3.	Brock Bowers	11/17/24	126
4.	Raymond Chester	10/19/70	110
5.	Raymond Chester	10/25/70	107
6.	Doug Jolley	12/08/02	104
7.	Brock Bowers	12/22/24	99
8.	Brock Bowers	09/15/24	98

DO-IT-ALL TE

Bowers logged a 12-yard rush in Week 4. He is one of just seven tight ends in the NFL over the last five seasons (2020-24) to record a run of 10+ yards.

TIGHT ENDS WITH 10+ YARD RUNS - SINCE 2020

Rank	Player	Rush	Yards
1.	Taysom Hill	51	866
2.	Gerald Everett	2	25
3t.	Brock Bowers	1	12
3t.	Evan Engram	1	13
3t.	Tommy Stevens	1	10
3t.	Armani Rogers	1	24
3t.	Connor Heyward	1	21

Bowers is also the third Raiders TE all-time to record a 12+ yard rush in a game since 1991, joining Derek Carrier (Week 9 of 2019) and Darren Waller (Week 15 of 2018).

NFL DEBUT HISTORY

In his first NFL game, Bowers led the team with six catches for 58 yards (9.7 avg.), including a 26-yard grab in the second quarter.

His six receptions are the most by a Raiders tight end in their NFL debut.

MOST RECEPTIONS IN NFL DEBUT - RAIDERS TEs ALL-TIME

Rank	Player	Date	Rec.
1.	Brock Bowers	09/08/24	6
2t.	Raymond Chester	09/20/70	3
2t.	Zach Miller	09/09/07	3
4t.	Foster Moreau	09/09/19	2
4t.	Mychal Rivera	09/08/13	2

His six receptions are also tied for the second most in NFL history by a tight end in their NFL debut, only behind Keith McKeller's 9 receptions on Oct. 18, 1987.

MOST RECEPTIONS IN NFL DEBUT - TEs ALL-TIME

Rank	Player	Team	Date	Rec.
1.	Keith McKeller	BUF	10/18/87	9
2t.	Brock Bowers	LV	09/08/24	6
2t.	Coby Fleener	IND	09/09/12	6
2t.	Jermaine Gresham	CIN	09/12/10	6
2t.	T.J. Hockenson	DET	09/08/19	6
2t.	Oscar Roan	CLE	09/21/75	6

His 58 receiving yards are the second most in Raiders history by a tight end in their NFL debut, only behind Raymond Chester's 89 yards in Week 1 of 1970.

MOST RECEIVING YARDS IN NFL DEBUT - RAIDERS TEs ALL-TIME

Rank	Player	Date	Rec. Yds
1.	Raymond Chester	09/20/70	89
2.	Brock Bowers	09/08/24	58
3.	Rickey Dudley	09/01/96	30
4.	Mychal Rivera	09/08/13	26
5.	Zach Miller	09.09.07	23



DANIEL CARLSON

KICKER



2022 AP ALL-PRO
1ST TEAM SELECTION

110
GAMES

197
FGM

226
FGA

87.2
PCT.

57
LONG

SINGLE SEASON SCORING - RAIDERS HISTORY

Rank	Player	Year	POINTS
1.	Daniel Carlson	2021	150
2.	Daniel Carlson	2020	144
3.	Sebastian Janikowski	2010	142
4.	Daniel Carlson	2022	137
5.	Jeff Jaeger	1993	132

--- BEST SINGLE-SEASON FG % IN RAIDERS HISTORY ---

Rank	Player	Year	FG %
1.	Daniel Carlson	2020	94.3
2.	Daniel Carlson	2018	94.1
3.	Daniel Carlson	2021	93.0
4.	Daniel Carlson	2022	91.4
5.	Sebastian Janikowski	2012	91.2

KICKER RANKINGS SINCE 2018

Since he entered the league in 2018, **Carlson** has ranked among the best kickers in the NFL.

----- TOTAL FIELD GOALS MADE SINCE 2018-----

Rank	Player	Team	FGM
1.	Justin Tucker	Baltimore	214
2.	Daniel Carlson	Las Vegas	197
3.	Ka'imi Fairbairn	Houston	190
4.	Jason Myers	Seattle	189
5.	Greg Zuerlein	New York Jets	188

----- TOTAL POINTS SCORED SINCE 2018 -----

Rank	Player	Team	POINTS
1.	Justin Tucker	Baltimore	952
2.	Harrison Butker	Kansas City	845
3.	Jason Myers	Seattle	838
4.	Daniel Carlson	Las Vegas	811
5.	Jason Sanders	Miami	810

----- FIELD GOAL PERCENTAGE SINCE 2018 ----- (min. 200 attempts)

Rank	Player	FGM	FGA	PCT.
1.	Harrison Butker	179	202	88.6%
2.	Justin Tucker	214	243	88.1%
3.	Ka'imi Fairbairn	190	217	87.6%
4.	Chris Boswell	185	212	87.3%
5.	Daniel Carlson	197	226	87.2%

PERFECT GAMES

Carlson has now recorded 77 career games with a 100.0% field goal percentage. Among kickers in their first 108 career games, his 77 games with 100.0% FG percentage is the second most in NFL history.

GAMES WITH 100.0% FG PERCENTAGE - FIRST 7 SEASONS

Rk.	Player	Games
1.	Justin Tucker	81
2.	Daniel Carlson	77
3t.	Wil Lutz	74
3t.	Mike Vanderjagt	74
3t.	Dan Bailey	74

2024 RANKINGS

Carlson has made 28-of-34 (82.4%) field goals in 2024. His 82.4 FG percentage ranks eighth in the NFL (min. 30 att.).

FG PERCENTAGE LEADERS (MIN. 30 ATT.) - 2024 SEASON

Rank	Player	FGM	FGA	PCT.
1.	Cameron Dicker	31	33	93.9%
2.	Chris Boswell	39	42	92.9%
3.	Wil Lutz	29	32	90.6%
4.	Austin Seibert	27	30	90.0%
5.	Jason Sanders	33	37	89.2%
6.	Brandon Aubrey	36	42	85.7%
7.	Ka'imi Fairbairn	35	41	85.4%
8.	Daniel Carlson	28	34	82.4%

CONNECTING FROM DEEP

Carlson has made 31-of-42 field goals of 50+ yards (73.8%) since 2018. His 73.8 field goal percentage from 50+ yards is tied for the third highest in the NFL since 2018 (min. 40 attempts).

FIELD GOAL PERCENTAGE FROM 50+ YARDS (SINCE 2018)

Rank	Player	FGA	FGM	PCT.
1.	Chris Boswell	35	42	83.3%
2.	Ka'imi Fairbairn	39	52	75.0%
3.	Daniel Carlson	31	42	73.8%
4.	Jason Myers	30	41	73.2%
5.	Matt Prater	38	52	73.2%
6.	Younghoe Koo	29	40	72.5%

Carlson's 31 made field goals from 50+ yards are also tied for the third most in NFL since 2000 among players in their first 1089 career games.

50+ YARD FIELD GOALS IN FIRST 109 CAREER GAMES

Rank	Player	Games	50+ FG
1.	Justin Tucker	109	37
2.	Ka'imi Fairbairn	109	35
3t.	Daniel Carlson	109	31
3t.	Chase McLaughlin	78	31
3t.	Greg Zuerlein	109	31

DANIEL CARLSON NOTES

800 POINTS

Carlson has now surpassed 800 career points scored since entering the league in 2018. He is now just the 15th kicker in NFL history to reach 800+ career points in his first seven NFL seasons.

POINTS SCORED IN FIRST SEVEN SEASONS - NFL HISTORY

Rk.	Player	Points
1.	Justin Tucker	952
2.	Mason Crosby	903
3t.	Harrison Butker	900
3t.	Wil Lutz	900
5.	Mike Vanderjagt	874
6.	Stephen Gostkowski	865
7.	Nate Kaeding	862
8t.	Gino Cappelletti	846
8t.	Jason Elam	846
10.	Ryan Longwell	844
11.	Dan Bailey	834
12t.	Rob Bironas	806
12t.	Robbie Gould	806
14.	Adam Vinateri	805
15.	Daniel Carlson	804

RAIDERS 800

Carlson now has 802 career points with the Raiders, just the fourth player in Raiders history to reach 800 career points with the team.

PLAYERS WITH 800+ POINTS WITH RAIDERS

Rank	Player	Years	Points
1.	Sebastian Janikowski	2000-16	1,799
2.	George Blanda	1967-75	863
3.	Chris Bahr	1980-88	817
4.	Daniel Carlson	2018-24	802

CLUTCH CARLSON

With his game-winning kick in Week 2, Carlson has now made 17-of-20 (.850) field goals in final two minutes of regulation or overtime since joining the Raiders in 2018.

Below are his game winning kicks while with the Raiders:

- 9-play, 63-yard drive (1:53) at Ari. on Nov. 18, 2018 (35-yard FG by Daniel Carlson)
- 8-play, 72-yard drive (2:49) in overtime vs. Mia. on Sept. 26, 2021 (22-yard FG by Daniel Carlson)
- 8-play, 67-yard drive (4:12) in overtime at Dal. on Nov. 25, 2021 (29-yard FG by Daniel Carlson)
- 8-play, 41-yard drive (1:50) at Cle. on Dec. 20, 2021 (48-yard FG by Daniel Carlson)
- 10-play, 60-yard drive (1:56) at Ind. on Jan. 2, 2022 (33-yard FG by Daniel Carlson)
- 8-play, 46-yard drive (4:30) vs. LAC on Jan. 9, 2022 (47-yard FG by Daniel Carlson)
- 6-play, 23-yard drive (1:54) at BAL on Sept. 15, 2024 (38-yard FG by Daniel Carlson)

Carlson led the NFL in 2021 with five games where he converted on a field goal in the fourth quarter and/or overtime of wins.

FIVE PIECE

Carlson went 5-for-5 on field goals in Week 7. His five made field goals tied his single-game career high and he now has three career games with five made field goals, the second most of such games in franchise history.

GAMES WITH 5+ MADE FIELD GOALS - RAIDERS HISTORY

Rk.	Player	Games
1.	Sebastian Janikowski	5
2.	Daniel Carlson	3
3.	Jeff Jaeger	1

FOUR SCORE

Carlson went 4-for-4 in Week 12, his ninth career game with 4+ made field goals, tied for the fifth most in the NFL since 2018.

GAMES WITH 4+ MADE FIELD GOALS -NFL SINCE 2018

Rk.	Player	Games
1t.	Justin Tucker	12
1t.	Younghoe Koo	12
1t.	Nick Folk	12
4.	Wil Lutz	11
5t.	Daniel Carlson	9
5t.	Ryan Succop	9
5t.	Harrison Butker	9
5t.	Greg Zuerlein	9

SCOREBOARD STUFFER

Daniel Carlson now has 32 double-digit scoring games in his career, tied for the third most in the NFL since 2018.

GAMES WITH 10+ POINTS - KICKERS SINCE (2018)

Rank	Player	Points	Games
1.	Justin Tucker	952	44
2.	Greg Zuerlein	772	33
3t.	Daniel Carlson	811	32
3t.	Ka'imi Fairbairn	776	32

Carlson, in his 106th career game in Week 12, notched his 32nd career game with 10+ points.

Carlson was also one of just 10 kickers in NFL history to record 30+ games with 10+ points in his first 100 career games.

PLAYERS TO REACH 30 GAMES WITH 10+ POINTS IN FIRST 100 CAREER GAMES

Rank	Player	Years	Games
1.	Justin Tucker	2012-18	39
2.	Stephen Gostkowski	2006-12	37
3.	Nate Kaeding	2004-10	34
4.	Wil Luz	2016-22	33
5t.	Mason Crosby	2007-13	32
5t.	Dan Carpenter	2008-14	32
5t.	Dan Bailey	2011-17	32
8t.	Daniel Carlson	2018-24	30
8t.	Robbie Gould	2005-11	30
8t.	Matt Prater	2008-14	30

DANIEL CARLSON NOTES

750 CLUB

Carlson surpassed 750 career points in his 102nd career game in Week 7. He is one of 13 players in NFL history to record 750+ points in their first 102 career games.

PLAYERS WITH 750+ POINTS IN FIRST 102 CAREER GAMES

Rank	Player	Games	Points
1.	Justin Tucker	102	862
2.	Harrison Butker	102	858
3.	Stephen Gostkowski	102	850
4.	Mason Crosby	102	822
5.	Wil Lutz	1-2	816
6.	Mike Vanderjagt	102	808
7.	Dan Bailey	102	800
8.	Nate Kaeding	102	792
9.	Jason Elam	102	776
10.	Robbie Gould	102	770
11.	Ryan Longwell	102	766
12.	Daniel Carlson	102	755
13.	Chris Boswell	102	753

FIRST 80

Through his first 80 career games, Carlson made 145-of-164 field goal attempts (88.4%).

He is just the fourth kicker in NFL history to make 145 field goals in his first 80 career games.

FIELD GOALS THROUGH FIRST 80 GAMES - NFL HISTORY

Rank	Player	Games	FGM
1.	Justin Tucker	80	168
2.	Harrison Butker	80	149
3t.	Daniel Carlson	80	145
3t.	Blair Walsh	80	145
5t.	Dan Bailey	80	144
5t.	Mike Vanderjagt	80	144

600 POINT CLUB

In Week 1 of 2023 - **K Daniel Carlson's** 79th career game, he reached 600 career points since entering the league in 2018, becoming one of just 10 kickers in NFL history to reach 600+ points in 79 games or less.

POINTS SCORED THROUGH 79 GAMES - NFL HISTORY

Rank	Player	Games	Points
1.	Harrison Butker	79	686
2.	Wil Lutz	79	670
3.	Justin Tucker	79	666
4.	Mason Crosby	79	640
5.	Dan Bailey	79	633
6.	Stephen Gostkowski	79	625
7.	Chip Lohmiller	79	617
8.	Mike Vanderjagt	79	607
9.	Jason Elam	79	603
10.	Daniel Carlson	79	602

700 POINTS

Carlson was just the 12th player in NFL history to reach 700 career points in his first six NFL seasons.

POINTS SCORED IN FIRST SIX SEASONS - NFL HISTORY


Rank	Player	Games	FGM
1.	Justin Tucker	96	811
2.	Wil Lutz	97	781
3.	Dan Bailey	96	763
4.	Harrison Butker	90	763
5.	Mason Crosby	96	762
6.	Mike Vangerjagt	94	755
7.	Nate Kaeding	96	753
8.	Jason Elam	95	730
9.	Gino Cappelletti	83	727
10.	Ryan Longwell	96	724
11.	Stephen Gostkowski	88	712
12.	Daniel Carlson	95	707

650 POINTS

Carlson reached 650 career points in his 87th game, becoming one of just 12 players in NFL history to reach 650 career points in 87 career games or less. Here are where his career points stack up in NFL history.

POINTS SCORED THROUGH 87 GAMES - NFL HISTORY

Rank	Player	Games	FGM
1.	Harrison Butker	87	747
2.	Wil Lutz	87	728
3.	Justin Tucker	87	720
4.	Stephen Gostkowski	87	701
5.	Dan Bailey	87	698
6.	Mike Vanderjagt	87	696
7.	Mason Crosby	87	693
8.	Nate Kaeding	87	672
9.	Jason Elam	87	666
10.	Ryan Longwell	87	661
11.	Chip Lohmiller	87	656
12.	Daniel Carlson	87	653



DANIEL CARLSON NOTES

BIG 150

In the Week 6 win over the Patriots in 2023 - his 84th career game - Carlson reached 150 career made field goals, one of just six kickers in NFL history to make 150 field goals in 84 career games or less.

150 FGs MADE THROUGH 84 CAREER GAMES - NFL HISTORY

Rank	Player	Games	FGM
1.	Justin Tucker	84	172
2.	Harrison Butker	84	158
3t.	Dan Bailey	84	152
3t.	Daniel Carlson	84	152
3t.	Mike Vanderjagt	84	152
6.	Blair Walsh	84	151

CAN'T MISS CARLSON

K Daniel Carlson made 41 consecutive field goal attempts, from Week 8 of the 2021 season to Week 11 of the 2022 season. His streak of 41 consecutive makes is the third longest streak in NFL history. His streak is also the longest in franchise history.

LONGEST FG STREAKS IN NFL HISTORY

44 ADAM VINATIERI 2015-16

42 MIKE VANDERJAGT 2002-04

41 DANIEL CARLSON 2021-22



RECORD BREAKER

Carlson made 11-of-13 (84.6%) field goals from 50+ yards in 2022. His 84.6 field goal percentage from 50+ was the best in the league among players with 10+ attempts.

FIELD GOAL PERCENTAGE FROM 50+ YARDS (2022)

Rank	Player	FGA	FGM	PCT.
1.	Daniel Carlson	11	13	84.6%
2.	Brett Maher	9	11	81.8%
3.	Chase McLaughlin	9	12	75.0%
4.	Justin Tucker	9	14	64.3%
5.	Younghoe Koo	7	11	63.6%

Carlson's 11 made field goals from beyond 50 yards established an NFL record.

FIELD GOALS MADE FROM 50+ YARDS IN A SEASON (NFL HISTORY)

Rank	Player	Season	FGM	PCT.
1.	Daniel Carlson	2022	11	84.6%
2t.	Brandon McManus	2020	10	66.7%
2t.	Justin Tucker	2016	10	100.0%
2t.	Blair Walsh	2012	10	100.0%

2022 KICKER RANKINGS

----- TOTAL FIELD GOALS MADE -----

Rank	Player	Team	FGM
1.	Justin Tucker	Baltimore	37
2t.	Daniel Carlson	Las Vegas	34
2t.	Jason Myers	Seattle	34

----- TOTAL POINTS SCORED -----

Rank	Player	Team	POINTS
1.	Jason Myers	Seattle	143
2.	Justin Tucker	Baltimore	142
3t.	Daniel Carlson	Las Vegas	137
3t.	Brett Maher	Dallas	137

----- FIELD GOAL PERCENTAGE (MIN. 30 ATT.) -----

Rank	Player	Team	FG%
1.	Eddy Piniero	Carolina	94.3
2.	Ka'imi Fairbairn	Houston	93.5
3.	Matt Gay	LA Rams	93.3
4t.	Daniel Carlson	Las Vegas	91.9
4t.	Jason Myers	Seattle	91.9

HISTORIC 2021

Carlson was 6-of-7 from 50 yards and beyond in 2021. His six field goals made from 50-plus yards ranked tied for seventh-most in the NFL, while trailing only Sebastian Janikowski (seven in 2011) for most such field goals made in a single season in Raiders history.

50-PLUS YARD FIELD GOALS IN A SEASON (RAIDERS HISTORY)

Rank	Player	Year	FGM
1.	Sebastian Janikowski	2011	7
2t.	Daniel Carlson	2021	6
2t.	Sebastian Janikowski	2012	6
2t.	Sebastian Janikowski	2009	6
2t.	Sebastian Janikowski	2007	6
6t.	Daniel Carlson	2020	4
6t.	Jeff Jaeger	1993	4
6t.	Sebastian Janikowski	2010	4
6t.	Sebastian Janikowski	2015	4

2021 RANKINGS

Carlson ranked among the top kickers in every category in 2021. Here is where he finished last season among all qualifying kickers in the NFL:

----- TOTAL FIELD GOALS MADE -----

Rank	Player	Team	FGM
1.	Daniel Carlson	Las Vegas	40
2t.	Chris Boswell	Pittsburgh	36
2t.	Nick Folk	New England	36
4.	Justin Tucker	Baltimore	35
5.	Greg Joseph	Minnesota	33

----- TOTAL POINTS SCORED -----

Rank	Player	Team	POINTS
1t.	Daniel Carlson	Las Vegas	150
1t.	Nick Folk	New England	150
3.	Matt Gay	LA Rams	144
4t.	Matt Prater	Arizona	137
4t.	Justin Tucker	Baltimore	137

----- FIELD GOAL PERCENTAGE -----

Rank	Player	Team	FG%
1.	Justin Tucker	Baltimore	94.6
2.	Matt Gay	LA Rams	94.1
3.	Younghoe Koo	Atlanta	93.1
4.	Daniel Carlson	Las Vegas	93.0
5.	Nick Folk	New England	92.3



AJ COLE
PUNTER



**3X PRO BOWL
SELECTION**



**2021 & 2022 AP ALL-PRO
1ST TEAM SELECTION**

98
GAMES

367
PUNTS

17,815
YARDS

48.5
AVG.

28
TB

164
IN 20

83
LG

42.4
NET AVG.

BOOMING PUNTS

In Week 9, Cole notched his 28th career game with a punting average of 50.0 or better. His 28 games are tied for 16th in NFL history. His 28 games are the second most in Raiders history.

GAMES WITH 50.0+ GROSS PUNTING AVG. - RAIDERS HISTORY

Rank	Player	Games
1.	Shane Lechler	58
2.	AJ Cole	28
3.	Marquette King	21
4.	Ray Guy	29

His 28 games are also the third most in the NFL since 2019.

GAMES WITH 50.0+ GROSS PUNTING AVG. - SINCE 2019

Rank	Player	Games
1.	Michael Dickson	33
2.	Ryan Stonehouse	31
3.	AJ Cole	28
4.	Corey Bojorquez	27
5.	Logan Cooke	23
6.	Tress Way	22
7t.	Johnny Hekker	21
7t.	Bryan Anger	21
7t.	Jack Fox	21

Since entering the league in 2019, Cole averages 48.5 yards per punt, tied for the best average in the NFL over that span (min. 300 punts).

GROSS PUNTING AVERAGE LEADERS - SINCE 2019

Rank	Player	Team	P	Yds	Avg.
1.	AJ Cole	LV	367	17,815	48.5
2.	Bryan Anger	DAL	330	15,904	48.2
3.	Michael Dickson	SEA	416	20,006	48.1
4.	Logan Cooke	JAX	375	17,986	48.0

2024 RANKINGS

Cole is averaging 50.4 gross yards per punt in 2024, the third best mark in the NFL (min. 30 punts).

GROSS PUNTING AVERAGE (MIN. 30 PUNTS) - 2024 SEASON

Rank	Player	Team	Yds/P
1.	Ryan Stonehouse	TEN	51.1
2.	Jack Fox	JAX	51.0
3.	AJ Cole	LV	50.4
4.	Bryce Baringer	NE	50.1
5.	Rigoberto Sanchez	IND	50.0

Cole is also averaging 42.4 net yards per punt in 2024, the sixth best mark in the NFL among punters with 50+ punts.

NET YARDS PER PUNT (MIN. 50 PUNTS) - 2024 SEASON

Rank	Player	Team	Punts
1.	Logan Cooke	JAX	44.9
2.	Tommy Townsend	HOU	44.1
3.	Michael Dickson	SEA	43.1
4.	Corliss Waitman	PIT	42.7
5.	Rigoberto Sanchez	IND	42.5
6.	AJ Cole	LV	42.4

Cole has recorded 14 punts of 60+ yards in 2024, the third most in the NFL.

PUNTS OF 60+ YARDS IN 2024

Rank	Player	Team	Punts
1.	Corey Bojorquez	CLE	19
2t.	Jack Fox	DET	14
2t.	AJ Cole	LV	14
4.	Ryan Stonehouse	TEN	12
5.	Tory Taylor	CHI	10
6t.	Bryce Baringer	NE	9
6t.	Logan Cooke	JAX	9
6t.	Ryan Rehkow	CIN	9

AJ COLE NOTES

60+

Cole now has 60 punts of 60+ yards since entering the league in 2019, the second most in the NFL over that span.

60+ YARD PUNTS - SINCE 2019

Rank	Player	Team	Punts
1.	Corey Bojorquez	CLE	66
2.	AJ Cole	LV	61
3.	Michael Dickson	SEA	51
4.	Ryan Stonehouse	TEN	46

He is also one of 14 punters in the NFL with 50+ punts of 60+ yards since 2000.

60+ YARD PUNTS - SINCE 2000

Rank	Player	G	Punts
1.	Shane Lechler	286	146
2.	Andy Lee	297	103
3.	Jon Ryan	191	80
4.	Johnny Hekker	208	79
5.	Dustin Colquitt	255	76
6.	Brian Moorman	202	71
7t.	Corey Bojorquez	104	67
7t.	Donnie Jones	226	67
9.	Brett Kern	223	66
10.	Michael Dickson	114	62
11.	AJ Cole	98	61
12.	Mike Scifres	195	60
13.	Sam Koch	256	59
14.	Bryan Anger	208	58

His 61 punts of 60+ yards are also the most in the NFL since 2000 among players in their first 98 career games.

60+ YARD PUNTS THROUGH 98 GAMES - SINCE 2000

Rank	Player	Games	Punts
1.	AJ Cole	98	61
2.	Core Bojorquez	98	59
3.	Michael Dickson	98	55
4.	Jon Ryan	98	50

His 61 punts of 60+ yards are also tied for the most among players in their first six seasons in the NFL since 2000.

60+ YARD PUNTS THROUGH 6 SEASONS - SINCE 2000

Rank	Player	Games	Punts
1.	AJ Cole	98	61
2.	Michael Dickson	99	55
3.	Core Bojorquez	90	48
4.	Jon Ryan	95	47
5.	Ryan Stonehouse	40	43
6t.	Johnny Hekker	96	41
6t.	Brad Nortman	96	41

DO IT ALL

In Week 12, Cole converted a fake punt pass, completing a 34-yard pass to LB Divine Deablo for a first down.

His 34-yard completion was the longest by a punter in the NFL since Pat O'Donnell completed a 38-yard pass to Benny Cunningham for the Bears on October 9, 2017.

The last time a Raiders punter completed a pass for a first down or TD on a fake punt was on 10/28/1991 (Jeff Gossett, 34-yard pass)



PIN THEM DEEP

In Week 16, Cole downed three punts inside the 20-yard line, his 52nd career game with multiple punts downed inside the 20, the second most of such games in the NFL since 2019.

GAMES WITH MULTIPLE PUNTS DOWNED INSIDE 20 - SINCE 2019

Rank	Player	Games
1.	Michael Dickson	56
2.	AJ Cole	52
3.	Tress Way	50
4t.	Cameron Johnston	48
4t.	Riley Dixon	48

Since entering the league in 2019, Cole has downed 164 punts inside the 20-yard line, the second most in the NFL.

PUNTS DOWNED INSIDE THE 20 - SINCE 2019

Rank	Player	Punts	Pin20
1.	Michael Dickson	416	180
2.	AJ Cole	367	164
3.	Corey Bojorquez	400	160
4t.	Tress Way	410	159
4t.	Cameron Johnston	386	159
4t.	Riley Dixon	429	159

He has also downed 63 punts inside the 10 yard line since 2019, the third most in the NFL over that span.

PUNTS DOWNED INSIDE THE 10 - SINCE 2019

Rank	Player	Punts	Pin10
1.	Logan Cooke	375	69
2.	Corey Bojorquez	400	66
3.	Michael Dickson	416	63
4.	AJ Cole	367	63
5.	Cameron Johnston	386	59

60+ IN 2023

Cole recorded 14 punts of 60+ yards in 2023, tied for the third most in the NFL.

60+ YARD PUNTS - 2023 SEASON

Rank	Player	Team	Punts
1.	Jake Carmada	TB	18
2.	AJ Cole	LV	16
3t.	Ryan Stonehouse	TEN	15
3t.	Michael Dickson	SEA	15
5.	Corey Bojorquez	CLE	14

In Week 9 of 2023, **Cole** logged four punts of 60+ yards, tied for the most in a single game in the NFL in 2023.

PUNTS OF 60+ YARDS IN A GAME - 2023 SEASON

Rank	Player	Week	Punts
1t.	AJ Cole	9	4
1t.	Corey Bojorquez	9	4
1t.	Ryan Stonehouse	2	4
4t.	AJ Cole	4	3
4t.	Michael Dickson	8	3
4t.	Michael Dickson	14	3
4t.	Jake Carmada	18	3

Cole had four punts of 60+ yards are also the most in a single game by a Raiders punter since at least 2000.

PUNTS OF 60+ YARDS IN A GAME - RAIDERS HISTORY

Rank	Player	Date	Punts
1.	AJ Cole	11/5/23	4
2t.	AJ Cole	10/1/23	3
2t.	AJ Cole	11/13/22	3
2t.	AJ Cole	9/13/21	3
2t.	Marquette King	1/1/17	3
2t.	Marquette King	11/17/13	3
2t.	Shane Lechler	10/17/10	3
2t.	Shane Lechler	9/22/03	3

2023 RANKINGS

P AJ Cole led the NFL in 2023 in net yards per punt.

2023 NET PUNTING AVERAGE

Rank	Player	Team	Net Avg.
1.	AJ Cole	LV	45.1
2.	Bryan Anger	DAL	44.9
3.	Michael Dickson	SEA	44.1
4.	Cameron Johnston	HOU	44.0

His 50.0 gross yards per punt average also ranked second in the NFL in 2023 (min. 50 punts).

2023 GROSS PUNTING AVERAGE

Rank	Player	Team	P	Yds	Avg.
1.	Ryan Stonehouse	TEN	53	2,812	53.1
2.	Blake Gillikin	ARI	51	2,262	50.6
2.	AJ Cole	LV	75	3,783	50.4
4.	Jake Camarda	TB	77	3,854	50.1
3.	Michael Dickson	ARI	66	3,303	50.0

He also downed 45.3% of his punts inside the 20-yard line in 2023, the third best mark in the NFL in 2023 (min. 60 punts).

2023 - PCT. OF PUNTS DOWNED INSIDE THE 20

Rank	Player	Team	P	Pin20	Pin20%
2.	Logan Cooke	JAX	61	29	47.5%
4.	Cameron Johnston	HOU	66	30	45.5%
3.	AJ Cole	LV	75	34	45.3%

SENDING IT DEEP

In Week 14 of 2023, Cole logged an 83-yard punt, his longest career punt and the longest punt in Raiders history.

LONGEST PUNTS - RAIDERS HISTORY

Rank	Player	Date	Opp.	Yards
1.	AJ Cole	12/10/23	MIN	83
2.	Shane Lechler	11/27/11	CHI	80
3.	Shane Lechler	09/12/11	DEN	77
4.	Shane Lechler	12/24/11	KC	76
5.	AJ Cole	12/22/19	LAC	74

His 83-yard punt is also tied for the fourth longest punt in the NFL since 2000.

LONGEST PUNTS - NFL SINCE 2000

Rank	Player	Date	Team	Yards
1.	Rodney Williams	9/10/01	NYG	90
2t.	Robert Malone	9/8/13	NYJ	84
2t.	Brian Moorman	12/22/02	BUF	84
4t.	AJ Cole	12/10/23	MIN	83
4t.	Bryan Anger	10/30/22	DAL	83
4t.	JK Scott	12/10/23	LAC	83
7t.	Andy Lee	11/21/04	SF	82
7t.	Corey Bojorquez	10/17/21	GB	82

MAKING HISTORY

In the Week 9 win over the Giants in 2023, Cole punted five times for 318 yards (63.6 avg.). Cole averaged 63.6 yards per punt in the game, the highest single-game punting average in NFL history (min. four punts).

SINGLE-GAME PUNTING AVERAGE (min. 4 punts) - NFL HISTORY

Rank	Player	Date	P	Yds	Avg.
1.	AJ Cole	11/5/23	5	318	63.6
2.	Andy Lee	9/8/16	4	252	63.0
3.	Ryan Stonehouse	9/17/23	5	306	61.2
4.	Tommy Townsend	10/5/20	4	243	60.8
5.	Brett Kern	10/25/20	4	242	60.5

LEAGUE LEADER

His 45.1 net yards per punt in 2023 was the best average in the NFL and the best average in a single season in Raiders history (since 2000).

HIGHEST NET PUNT AVG. IN A SINGLE SEASON - RAIDERS HISTORY

Rank	Player	Season	Net Avg.
1.	AJ Cole	2023	45.1
2t.	AJ Cole	2022	43.9
2t.	Shane Lechler	2009	43.9
4.	Marquette King	2017	42.7
5.	AJ Cole	2021	42.5

Cole's 45.1 yards per punt average in 2023 is also the fourth best average in a single season in the NFL since 2000 (min. 50 punts).

HIGHEST NET PUNT AVG. IN A SINGLE SEASON - SINCE 2000

Rank	Player	Team	Season	Net Avg.
1.	Johnny Hekker	LAR	2016	46.0
2.	Tommy Townsend	KC	2022	45.6
3.	Jake Bailey	NE	2020	45.6
4.	AJ Cole	LV	2023	45.1
5.	Jack Fox	DET	2020	44.8

INSIDE THE 10 - 2022

He downed 20.3% of his punts inside the 10-yard line last season, the fifth best percentage in the NFL.

PUNTS DOWNED INSIDE THE 10 - 2022

Rank	Player	Pin10	P-in-10%
1.	Corey Bojorquez	15	24.6%
2.	Mitch Wishnowsky	14	23.0%
3.	Tommy Townsend	12	22.6%
4.	Cameron Johnston	18	20.5%
5.	AJ Cole	12	20.3%

He also downed 8.5% of his punts inside the 5-yard line, the second best percentage in the league.

PUNTS DOWNED INSIDE THE FIVE - 2022

Rank	Player	P	Pin5	P-in-5%
1.	Logan Cooke	58	5	8.6%
2.	AJ Cole	59	5	8.5%
3t.	Corey Bojorquez	61	5	8.2%
3t.	Mitch Wishnowsky	61	5	8.2%
5.	Blake Gillikin	77	6	7.8%

2022 RANKINGS

P AJ Cole finished the 2022 season ranked fifth in the league in net punting average (43.90) (min. 50 punts).

2022 NET PUNTING AVERAGE (MIN. 50 PUNTS)

Rank	Player	Team	Net Avg.
1.	Tommy Townsend	KC	45.6
2.	Michael Dickson	SEA	44.4
3.	Johnny Hekker	CAR	44.1
4.	Ryan Stonehouse	TEN	44.0
5.	AJ Cole	LV	43.9

His 48.8 gross yards per punt average also ranked fourth in the NFL in 2022.

2022 GROSS PUNTING AVERAGE

Rank	Player	Team	P	Yds	Avg.
1.	Ryan Stonehouse	TEN	90	4,779	53.1
2.	Tommy Townsend	KC	53	2,672	50.4
3.	Logan Cooke	JAX	58	2,862	49.3
4.	AJ Cole	LV	59	2,884	48.9

2021 SEASON

Cole earned his first career Pro Bowl selection in 2021 after leading the NFL with a 50.0 gross punt average on 64 punts.

2021 GROSS PUNT AVERAGE

Rank	Player	Team	Punts	Net Avg.
1.	AJ Cole	LV	64	50.0
2.	Jack Fox	DET	65	49.2
3.	Andy Lee	ARZ	51	49.0

His 28 punts placed inside the 20-yard line were also tied for the fifth most in the NFL in 2021.

2021 PUNT LEADERS (INSIDE 20)

Rank	Player	Team	Punts	IN20
1.	Michael Dickson	SEA	83	40
2.	Cameron Johnston	HOU	88	37
3.	Michael Palardy	MIA	78	31
4.	Blake Gillikin	NO	83	29
5t.	AJ Cole	LV	64	28
5t.	Logan Cooke	JAX	64	28
5t.	Sam Martin	DEN	67	28



NATE HOBBS

CORNERBACK



2021 RAIDERS DRAFT PICK
(5TH ROUND, 167TH OVR)

50	38	274	14	3.0
GAMES	STARTS	TACKLES	TFLS	SACKS
8	3	19	3	1
QBHS	INT	PD	FF	FR

TOUGH COVERAGE

Hobbs has been targeted 38 times in 2024 and has allowed 21 completions. His 55.3% completion percentage allowed in 2024 is tied for the 17th lowest mark in the NFL among cornerbacks (min. 35 targets).

Hobbs has also allowed just a 71.9 passer rating to opposing passers as the nearest defender, the 14th lowest rating allowed in the NFL (min. 35 targets).

LOWEST PASSER RTG ALLOWED AS NEAREST DEFENDER

Rank	Player	Tgts	Rating
1.	Marlon Humphrey	63	51.6
2.	Patrick Surtain II	46	52.3
3.	Derek Stingley Jr.	88	53.0
4.	Kamari Lassiter	64	64.7
5.	Nate Wiggins	57	65.2
6.	Paulson Adebo	55	66.8
7.	Donte Jackson	59	66.9
8.	Garrett Williams	49	67.3
9.	Deommodore Lenoir	74	67.4
10.	Christian Gonzalez	83	67.8
11.	D.J. Turner II	38	69.4
12.	Cobie Durant	51	69.8
13.	Tarheeb Still	62	71.1
14.	Nate Hobbs	38	71.9

His 21 completions allowed are tied for the fourth fewest among cornerbacks that have been targeted over 35 times in 2024.

FEWEST COMPLETIONS ALLOWED (MIN. 35 TARGETS)

Rank	Player	Tgts	Comp
1.	Nazeeh Johnson	36	18
2.	D.J. Turner II	38	19
3.	Josh Newton	35	20
4t.	Nate Hobbs	38	21
4t.	Decamerion Richardson	35	21
4t.	Jimmie Ward	35	21

HISTORIC CB TACKLERS

In Week 7, **CB Nate Hobbs** surpassed 260 career tackles, becoming the first Raiders cornerback in team history (since 1987) to reach 260 career tackles in his first four NFL seasons.

MOST TACKLES AMONG CBs IN FIRST FOUR SEASONS (RAIDERS HISTORY)

Rank	Player	G	Tkls
1.	Nate Hobbs	50	274
2.	T.J. Carrie	60	205
3.	Charles Woodson	64	193
4.	Nnamdi Asomugha	62	184
5.	D.J. Hayden	45	179

Hobbs was also the first cornerback in the NFL since 2000 to reach 260+ career tackles in his first 49 career games. He now has 274 tackles, tied for the most among players in 50 career games.

MOST TACKLES AMONG CBs IN FIRST 50 GAMES (SINCE 2000)

Rank	Player	Team	Tkls
1t.	Nate Hobbs	LV	274
1t.	Charles Tillman	CHI	274
3.	L'Jarius Sneed	KC	266

EXCEEDING EXPECTATIONS

According to Next Gen Stats, Hobbs has allowed a 55.3% completion percentage when targeted, compared to the 68.5% expected completion percentage on those plays. His -13.3% difference between what percentage he allowed to what was expected is the best mark in the NFL in 2024 (min. 35 targets).

LOWEST EXPECTED COMPLETION PERCENTAGE ALLOWED

Rank	Player	Comp%	xComp%	Diff
1.	Nate Hobbs	55.3%	68.5%	-13.3%
2.	Kamari Lassiter	43.8%	56.5%	-12.7%
3.	Jaylon Johnson	53.3%	63.9%	-10.6%
4.	Jakorian Bennett	51.1%	61.3%	-10.2%
5.	Jimmie Ward	60.0%	68.8%	-8.8%

NATE HOBBS NOTES

5+ TACKLES

Hobbs notched his 27th career game with 5+ tackles in Week 9, tied for the sixth most in the NFL since 2021 among cornerbacks.

MOST GAMES WITH 5+ TACKLES (CBs) - SINCE 2021

Rank	Player	Games
1.	Kenny Moore II	36
2.	Quandre Diggs	35
3.	L'Jarius Sneed	34
4.	D.J. Reed	31
5.	Charvarious Ward	29
6.	Nate Hobbs	27
7.	Paulson Adebbo	26

TACKLES FOR LOSS

Hobbs owns 14 career tackles for loss, tied with Alontae Taylor (14) for the fourth most tackles for loss in NFL history (since 1999) among cornerbacks in their first 50 career games.

TACKLES FOR LOSS IN FIRST 50 GAMES (CBs) - SINCE 2000

Rank	Player	G	TFLs
1.	Mike Hilton	50	26
2.	Roger McCreary	50	20
3.	L'Jarius Sneed	50	17
4t.	Nate Hobbs	50	14
4t.	Alontae Taylor	50	14

CB HISTORY

CB **Nate Hobbs** racked up 229 total tackles in 40 career games from 2021-23. Among cornerbacks in Raiders history in their first 40 career games, his 229 tackles are the most (since 1987).

TOTAL TACKLES IN FIRST 40 GAMES (CBs) - RAIDERS HISTORY

Rank	Player	G	Seasons	Tackles
1.	Nate Hobbs	40	2021-23	229
2.	D.J. Hayden	40	2013-16	162
3.	Trayvon Mullen	37	2019-21	134
4.	Brandian Ross	39	2012-14	127
5.	Phillip Buchanon	36	2002-04	124

Hobbs also has 12 tackles for loss in his career, the most in Raiders history (since 1999) among cornerbacks in their first 40 career games.

TACKLES FOR LOSS IN FIRST 40 GAMES (CBs) - RAIDERS HISTORY

Rank	Player	G	Seasons	TFLs
1.	Nate Hobbs	40	2021-23	12
2.	D.J. Hayden	40	2013-16	5
3.	Brandian Ross	39	2012-14	5
4.	Phillip Buchanon	36	2002-04	5

Among CBs in the NFL since 2000 in their first 40 career games, Hobbs' 12 TFLs are tied for the third most.

TACKLES FOR LOSS IN FIRST 40 GAMES (CBs) - SINCE 2000

Rank	Player	G	TFLs
1.	Mike Hilton	40	20
2.	L'Jarius Sneed	40	14
3t.	Nate Hobbs	40	12
3t.	Jeraud Powers	40	12

2023 RANKINGS

CB **Nate Hobbs** played in only 13 games this season due to injury, but racked up a career-high 86 total tackles. His 6.62 tackles per game average is the best average in the NFL among cornerbacks.

TACKLES PER GAME AVERAGE (CBs) - 2023

PLAYER	TKLS/G
NATE HOBBS	6.62
KENNY MOORE II	5.81
TARON JOHNSON	5.76
ROGER McCREARY	5.73



Hobbs also notched a single-season career high with six tackles for loss in 2023. Among cornerbacks, his six tackles for loss are tied for the sixth most in the league.

TFLs PER GAME (CBs) - 2023 SEASON

Rank	Player	Team	TFLs
1.	Mike Hilton	CIN	12
2.	Kenny Moore II	IND	8
3t.	Myles Bryant	NE	7
3t.	Ja'Quan McMillian	DEN	7
3t.	Brian Branch	DET	7
6t.	Nate Hobbs	LV	6
6t.	Jason Pinnock	NYG	6
6t.	Alontae Taylor	NO	6



FIRST 40

Hobbs has racked up 229 total tackles in 40 career games. Among cornerbacks in the NFL since 2000, his 229 tackles are the most.

TOTAL TACKLES AMONG CBs IN FIRST 40 GAMES - SINCE 2000

Rank	Player	G	Tackles
1.	Nate Hobbs	40	229
2.	L'Jarius Sneed	40	222
3.	Charles Tillman	40	221
4.	Dunta Robinson	40	218
5.	Marcus Trufant	40	203

NATE HOBBS NOTES

NATE THE GREAT

Second-year **CB Nate Hobbs** logged a career-high 72 total tackles (57 solo) in 2022, playing in just 11 games this season because of injury. He is averaging 6.55 tackles per game in 2022, the best average in the NFL among cornerbacks.

2022 TACKLES PER GAME - CBs

6.55 NATE HOBBS

6.35 L'JARIUS SNEED

6.31 MIKE EDWARDS



QUICK LEARNER

Hobbs notched a career-high two tackles for loss in the 2022 season opener against the Chargers, the most on the team.

Among players in their first two seasons, his two tackles for loss are tied for the most in a single game by a Raiders defensive back.

2+ TFLS IN A GAME - 1ST & 2ND YEAR PLAYERS (RAIDERS HISTORY)

Player	Date	TFLs
Nate Hobbs	9/11/22	2
T.J. Carrie	12/7/14	2
Chimdi Chekwa	9/12/11	2
Tyvon Branch	11/22/09	2
Phillip Buchanon	12/14/03	2

His two tackles for loss are also the most by a Raiders cornerback of any age in a single game since 2019. Here are the most recent CB performances of 2+ TFLs.

LAST CB WITH 2+ TFLS IN A GAME (RAIDERS HISTORY)

Date	Player	TFLs
9/11/22	Nate Hobbs	2
9/29/19	Lamarcus Joyner	2
12/7/14	T.J. Carrie	2
11/20/14	Charles Woodson	2

RAIDERS ROOKIE HISTORY

Hobbs racked up 71 total tackles as a rookie in 2021, the most tackles by a Raiders rookie cornerback since 1987.

Among defensive backs in their first two seasons, Hobbs's nine tackles were the fourth most in the league.

CB TACKLE LEADERS - RAIDERS ROOKIES

Rank	Player	Season	Tackles
1.	Nate Hobbs	2021	71
2.	Charles Woodson	1998	61
3.	Trayvon Mullen	2019	40
4.	T.J. Carrie	2014	37

DO IT ALL CB

Hobbs notched his third career sack in Week 8 of 2023. He has now recorded 1.0 sack in each of his first three seasons (2021-23), one of just seven defensive backs and one of two cornerbacks to record at least 1.0 sack in each of the last three seasons.

SEASONS WITH 1.0+ SACKS (DBs) - SINCE 2021

No.	Player	Position	Seasons
1.	Nate Hobbs	CB	3
2.	Kenny Moore	CB	3
3.	Antoine Winfield Jr.	S	3
4.	Jayron Kearse	S	3
5.	Terrell Edmunds	S	3
6.	Kamren Curl	S	3
7.	Derwin James Jr.	S	3
8.	Jeremy Chinn	S	3
9.	Tracy Walker	S	3

His 3.0 career sacks are tied with Terry McDaniel (3.0, 1988-90), for the most sacks by a Raiders cornerback in their first three NFL seasons.

SACKS BY A CORNERBACK - RAIDERS HISTORY (FIRST THREE NFL SEASONS)

Rank	Player	Seasons	Sacks
1t.	Nate Hobbs	2021-22	3.0
1t.	Terry McDaniel	1988-90	3.0

GIVE HIM A DOZEN

In the Week 1 win over the Broncos in 2023, **CB Nate Hobbs** led the team with a career-high 12 total tackles. His 12 tackles were tied for the third most in a single game by a Raiders cornerback since 1987 - the most since Rashaan Melvin logged 12 tackles in 2018 (vs. DEN, 12/24/18).

SINGLE GAME TACKLES - RAIDERS HISTORY (AMONG CBs)

Rank	Player	Date	Tackles
1t.	D.J. Hayden	11/08/15	13
1t.	Charles Woodson	12/05/04	13
3t.	Nate Hobbs	09/10/23	12
3t.	Mike Jenkins	11/17/13	12
3t.	Rashaan Melvin	12/24/18	12

His 12 tackles are also tied for the third most in a season opener since 1987 by a Raiders defender.





JACK JONES
CORNERBACK

39
GAMES

19
STARTS

129
TKLS

7
TFLS

6
INTS

4
INT TD

1
FF

22
PD

1
FR

MONEY DOWN

CB Jack Jones has recorded a single-season career-high 12 passes defended in 2024, tied for the 12th most in the NFL.

PASSES DEFENSED - 2024 SEASON

Rank	Player	Team	PDs
1.	Denzel Ward	CLE	19
2.	Derek Stingley Jr.	HOU	18
3t.	Cam Taylor-Britt	CIN	15
3t.	Brian Branch	DET	15
5t.	Mike Jackson	CAR	14
5t.	Alontae Taylor	NO	14
7t.	Marlon Humphrey	BAL	13
7t.	Byron Murphy Jr.	MIN	13
7t.	Darius Slay	PHI	13
7t.	Jaycee Horn	CAR	13
7t.	Riq Woolen	SEA	13
12t.	Jack Jones	LV	12
12t.	Jaylon Jones	IND	12
12t.	Trent McDuffie	KC	12
12t.	Zyon McCollum	TB	12

Seven of his 12 passes defended have come on third down, tied for the third most in the NFL on third downs in 2024.

PASSES DEFENSED ON THIRD DOWN - 2024 SEASON

No.	Player	Team	Def. TDs
1.	Derek Stingley Jr.	HOU	9
2.	Brian Branch	DET	9
3t.	Jack Jones	LV	7
3t.	Nate Wiggins	BAL	7
5t.	Denzel Ward	CLE	6
5t.	Xavier McKinney	GB	6
5t.	Zyon McCollum	TB	6
5t.	Jakorian Bennett	LV	6

MAKING NFL HISTORY

Jones notched his fourth career interception returned for a touchdown in Week 9. Jones is now one of five players in NFL history to record 4+ interceptions returned for a touchdown in his first three seasons in the NFL.

INTERCEPTIONS RETURNED FOR A TD IN FIRST 3 SEASONS (NFL HISTORY)

Rank	Player	INT TDs
1t.	Janoris Jenkins	5
1t.	DaRon Bland	5
3t.	Jack Jones	4
3t.	Phillip Buchanon	4
3t.	Dominique Rodgers-Cromartie	4

Jones recorded four interceptions returned for touchdowns in his first 33 career games since entering the league in 2022. Four interceptions returned for a touchdown are tied for the second most in NFL history among players in their first 33 games. He is one of three players in NFL history to accomplish the feat.

INT TDs IN FIRST 22 GAMES - NFL HISTORY

No.	Player	G	INT TDs
1.	DaRon Bland	33	5
2t.	Jack Jones	33	4
2t.	Phillip Buchanon	33	4
2t.	Ronnie Lott	33	4

JACK JONES NOTES

MULTIPLE INTs

Jones has now recorded multiple interceptions in each of the last three seasons. He is 1-of-11 players in the NFL to record multiple INTs in each season since 2022 - one of just five cornerbacks to accomplish the feat.

SEASONS WITH MULTIPLE INTs SINCE 2022

No.	Player	Seasons
1.	Jack Jones	3
2.	Tyrann Mathieu	3
3.	Denzel Ward	3
4.	Jalen Ramsey	3
5.	Julian Love	3
6.	Jessie Bates	3
7.	Camryn Bynum	3
8.	Riq Woolen	3
9.	Kerby Joseph	3
10.	Sean Murphy-Bunting	3
11.	Justin Simmons	3

PICK SIX

In Week 15 of 2023, **CB Jack Jones** picked off Chargers QB Easton Stick and returned it 16 yards for a touchdown and in Week 16, Jones picked off Chiefs QB Patrick Mahomes and returned it 33 yards for a touchdown. His two defensive touchdowns in 2023 are tied for the second most in the NFL.

DEFENSIVE TOUCHDOWNS - 2023 SEASON

No.	Player	Team	Def. TDs
1.	DaRon Bland	DAL	5
2t.	Jack Jones	LV	2
2t.	Kenny Moore II	IND	2

Jones is also now the 15th player in Raiders history - the first since 2019 - to record multiple interceptions returned for a touchdown in a single season

INT TDs IN A SEASON - RAIDERS SINCE 2000

No.	Player	Season	INT TDs
1.	Eric Allen	2000	3
2t.	Jack Jones	2023	2
2t.	Phillip Buchanon	2003	2
2t.	Anthony Dorsett	2001	2
2t.	Erik Harris	2019	2
2t.	Thomas Howard	2007	2
2t.	Rod Woodson	2002	2





ALEXANDER MATTISON

RUNNING BACK

87 GAMES **25** STARTS **700** RUSH **2,738** YARDS **3.9** AVG. **15** TD

131 REC **995** YARDS **7.6** AVG. **7** TD

RECEIVING BACK

Mattison has recorded 31 receptions for a single-season career-high 277 yards (8.9 avg.) and one receiving touchdown.

Among running backs, Mattison's 8.9 yards per reception average ranks tied for eighth in the NFL in 2024 (min. 30 att).

YARDS PER RECEPTION (RBs) - 2024 SEASON

Rank.	Player	Rec	Yds	Avg.
1.	Austin Ekeler	33	346	10.5
2.	Jahmyr Gibbs	43	440	10.2
3.	Josh Jacobs	35	340	9.7
4.	David Montgomery	36	341	9.5
5.	D'Andre Swift	38	358	9.4
6t.	Justice Hill	42	383	9.1
6t.	James Conner	45	410	9.1
8t.	Alexander Mattison	31	277	8.9
8t.	Saquon Barkley	31	276	8.9

Mattison now has 12 receptions of 10+ yards in 2024, tied for the 14th most in the NFL among running backs.

MOST RECEPTIONS OF 10+ YARDS (RBs) - 2024 SEASON

Rank	Player	Rec
1.	De'Von Achane	25
2.	Alvin Kamara	18
3.	Bijan Robinson	17
4t.	Justice Hill	16
4t.	Jahmyr Gibbs	16
6t.	Aaron Jones	15
6t.	James Conner	15
6t.	Rachaad White	15
6t.	Breece Hall	15
10t.	David Montgomery	13
10t.	Austin Ekeler	13
10t.	D'Andre Swift	13
10t.	Jaylen Warren	13
14t.	Alexander Mattison	12
14t.	Josh Jacobs	12
14t.	Bucky Irving	12
14t.	Tyrone Tracy Jr.	12

FINDING THE END ZONE

Mattison has logged three rushing touchdowns and one receiving touchdown in his first six games with the Raiders this season. He is one of just seven running backs in franchise history to record 4+ total touchdowns in his first six games with the team.

4+ TOTAL TOUCHDOWNS IN FIRST 6 GAMES WITH RAIDERS (RBs SINCE 1970)

Rank.	Player	From	To	TDs
1.	LaMont Jordan	9/8/05	10/23/05	8
2.	Marcus Allen	9/12/82	12/12/82	7
3.	Bo Jackson	11/1/87	12/6/87	6
4t.	Tyrone Wheatley	9/12/99	10/17/99	5
4t.	Arthur Whittington	9/3/78	10/8/78	5
6t.	Alexander Mattison	9/8/24	10/13/24	4
6t.	Josh Jacobs	9/9/19	10/20/19	4





JAKOBI MEYERS

WIDE RECEIVER

89
GAMES

68
STARTS

379
REC

4,408
YARDS

11.6
AVG.

18
REC TD

2
RUSH TD

3
PASS TD

UDFAs SINCE 2019

Among undrafted players in the NFL since 2019, **Meyers** ranks third in receptions (379), first in receiving yards (4,367) and second in receiving first downs (224).

RECEPTIONS AMONG UNDRAFTED PLAYERS - SINCE 2019

Rank	Player	Team	Receptions
1.	Austin Ekeler	WAS	407
2.	Adam Thielen	CAR	382
3.	Jakobi Meyers	LV	379

REC. YARDS AMONG UNDRAFTED PLAYERS - SINCE 2019

Rank	Player	Team	Rec. Yards
1.	Jakobi Meyers	LV	4,408
2.	Adam Thielen	CAR	4,217
3.	Austin Ekeler	WAS	3,547

REC. 1Ds AMONG UNDRAFTED PLAYERS - SINCE 2019

Rank	Player	Team	Rec. 1D
1.	Adam Thielen	CAR	231
2.	Jakobi Meyers	LV	224
3t.	Austin Ekeler	WAS	162
3t.	Allen Lazard	NYJ	162

He also ranks tied for fifth in receiving touchdowns (18) among undrafted players.

REC. TDs AMONG UNDRAFTED PLAYERS - SINCE 2019

Rank	Player	Team	Rec. TD
1.	Adam Thielen	CAR	42
2.	Allen Lazard	NYJ	26
3.	Austin Ekeler	WAS	24
4.	Nick Westbrook-Ikhine	TEN	19
5t.	Jakobi Meyers	LV	18
5t.	Kendrick Bourne	NE	18
5t.	Juwan Johnson	NO	18
8.	Robert Tonyan	CHI	16
9.	Robbie Chosen	MIA	15

UNDRAFTED GEM

Meyers owns 4,408 career receiving yards, the 10th most in NFL history among undrafted players in their first 89 career games.

RECEIVING YARDS IN 89 GAMES - UNDRAFTED PLAYERS

Rank	Player	Seasons	Rec. Yards
1.	Rod Smith	1995-00	5,413
2.	Alfred Jenkins	1975-81	5,340
3.	Wayne Chrebet	1995-00	4,945
4.	Antonio Gates	2003-07	4,896
5.	Drew Pearson	1973-78	4,886
6.	Doug Baldwin	2011-15	4,593
7.	Victor Cruz	2010-16	4,549
8.	Wes Welker	2004-09	4,514
9.	Robbie Chosen	2016-20	4,428
10.	Jakobi Meyers	2019-24	4,408

Meyers is also one of just 17 undrafted players in NFL history to reach 4,000 receiving yards in his first six seasons.

Meyers also has the fifth most receptions in NFL history by an undrafted player in his first 89 career games.

RECEPTIONS IN 89 GAMES - UNDRAFTED PLAYERS

Rank	Player	Seasons	Receptions
1.	Wes Welker	2004-08	414
2.	Wayne Chrebet	1995-00	392
3.	Austin Ekeler	2017-22	389
4.	Antonio Gates	2003-07	386
5.	Jakobi Meyers	2019-24	379
6.	Davone Bess	2008-12	361
7.	Rod Smith	2009-15	357

Meyers also now has passed Steve Watson (4,331) for the 13th most receiving yards by an undrafted player in their first six NFL seasons.

JAKOBI MEYERS NOTES

700-CLUB

Meyers has now surpassed 700 receiving yards in 2024 and logged 746 receiving yards in 2023, 804 yards in 2022, 866 yards in 2021 and 729 yards in 2020. His five consecutive seasons with 700+ receiving yards is the longest active streak among undrafted players.

ACTIVE STREAKS - 700+ REC. YARDS (UNDRAFTED PLAYERS)

Rank	Player	Years	Seasons
1.	Jakobi Meyers	2020-24	5
2.	Adam Theilen	2020-23	4

Meyers has become one of only 10 undrafted players in NFL history to record five-straight seasons with 700+ receiving yards.

LONGEST STREAKS OF 700+ REC. YDS - UNRAFTED PLAYERS NFL HISTORY

Rank	Player	Years	Seasons
1.	Gary Clark	1985-94	10
2t.	Cris Carter	1993-01	9
2t.	Rod Smith	1997-05	9
4t.	Antonio Gates	2004-11	8
4t.	Rob Moore	1991-98	8
6.	Wes Welker	2007-13	7
7t.	Stephone Paige	1985-90	6
7t.	Drew Pearson	1974-79	6
9t.	Jakobi Meyers	2020-24	5
9t.	Doug Baldwin	2013-17	5

Meyers' has now recorded 700+ receiving yards in five of his first six NFL seasons, one of only seven undrafted players in NFL history to record 700+ receiving yards in five of their first six seasons in the NFL.

700+ REC. YARD SEASONS - FIRST 6 SEASONS (UNDRAFTED) (SINCE 2000)

Rank	Player	Seasons
1t.	Jakobi Meyers	5
1t.	Doug Baldwin	5
1t.	Antonio Gates	5
1t.	Wayne Chrebet	5
1t.	Rob Moore	5
1t.	Gary Clark	5
1t.	Drew Pearson	5

CINCO DE MEYERS

Meyers has recorded 5+ receptions in 39 career games, tied for the fourth most in NFL history among undrafted receivers in their first six NFL seasons.

GAMES WITH 5+ REC. IN FIRST 6 SEASONS (UNDRAFTED)

No.	Player	Years	Games
1.	Lionel Taylor	1960-64	51
2.	Wes Welker	2006-09	45
3.	Antonio Gates	2003-08	42
4t.	Davone Bess	2008-13	39
4t.	Jakobi Meyers	2019-24	39
6.	Rod Smith	1997-00	38
7t.	Charley Hennigan	1960-65	37
7t.	Austin Ekeler	2017-22	37
9t.	Wayne Chrebet	1995-00	36
9t.	Victor Cruz	2011-16	36
11t.	Doug Baldwin	2011-16	35
11t.	Adam Thielen	2015-19	35

800+

WR **Jakobi Meyers** has recorded four-straight seasons of 800+ yards, becoming one of only six undrafted players in NFL history to record 800+ receiving yards in at least four of their first six seasons in the NFL.

SEASONS WITH 800+ REC. YDS - FIRST SIX YEARS IN NFL UNRAFTED PLAYERS



Meyers' four-straight seasons of 800+ yards makes him one of only nine undrafted players in NFL history to record four-straight seasons or more with 800+ receiving yards.

STREAKS OF SEASONS WITH 800+ YARDS UNRAFTED PLAYERS (NFL HISTORY)

Rank	Player	Streak
1t.	Cris Carter	9
1t.	Rod Smith	9
1t.	Gary Clark	9
4t.	Wes Welker	6
4t.	Rob Moore	6
6t.	Jakobi Meyers	4
6t.	Doug Baldwin	4
6t.	Antonio Gates	4
6t.	Drew Pearson	4



10+ CATCHES

Meyers notched his second career game with 10+ catches in Week 12. He is one of only four undrafted players in the NFL since 2019 to register multiple games of 10+ catches.

GAMES WITH 10+ RECEPTIONS SINCE 2019 - UNRAFTED

Rank	Player	Games
1.	Austin Ekeler	6
2t.	Cole Beasley	4
2t.	Adam Thielen	4
4.	Jakobi Meyers	2

100-YARD GAMES

Meyers notched his second 100-yard receiving game of the season in Week 12 and the fifth of his career. His five games with 100+ receiving yards are the fourth most in the NFL since 2019 among undrafted receivers.

100+ YARD RECEIVING GAMES SINCE 2019 - UNRAFTED

Rank	Player	Games
1.	Adam Thielen	9
2.	Cole Beasley	8
3.	Robbie Chosen	7
4.	Jakobi Meyers	5
5t.	Allen Lazard	4
5t.	Danny Amendola	4

JAKOBI MEYERS NOTES

UNDRAFTED RAIDERS

In his first season with the Raiders, Meyers posted 71 receptions for 807 yards (11.4 avg.) and eight touchdowns. He has now recorded 71 receptions for 802 receiving yards and two touchdowns in 2024. Meyers now owns two of the best seasons by an undrafted receiver in Raiders history.

MOST RECEPTIONS IN A SEASON - UNRAFTED PLAYERS (RAIDERS HISTORY)

Rank	Player	Season	Receptions
1.	Jakobi Meyers	2024	71
2.	Jakobi Meyers	2023	71
3.	Jalen Richard	2018	68
4.	Rod Streater	2013	60
5.	Marcel Reece	2012	52

MOST RECEIVING YARDS IN A SEASON - UNRAFTED PLAYERS (RAIDERS HISTORY)

Rank	Player	Season	Rec. Yards
1.	Rod Streater	2013	888
2.	James Jett	1998	882
3.	Jakobi Meyers	2023	807
4.	James Jett	1997	804
5.	Jakobi Meyers	2024	802
6.	James Jett	1993	771

350+ CATCHES

Meyers has now become one of just five undrafted players in NFL history to record 350+ receptions in 85 career games or less.

MOST RECEPTIONS THROUGH 85 CAREER GAMES - UNRAFTED

No.	Player	Games	Rec.
1.	Wayne Chrebet	85	377
2.	Austin Ekeler	85	375
3.	Wes Welker	85	374
4.	Antonio Gates	85	370
5.	Jakobi Meyers	85	359

Meyers is also now one of just 11 undrafted players in NFL history to reach 350 receptions in his first six seasons.



CAN DO IT ALL

In Week 15 of 2023, Meyers recorded two total touchdowns, one passing and one receiving. He joined Marcus Allen as the only two players in Raiders history with a receiving touchdown and a passing touchdown in a single game.

1+ REC. TD and 1+ PASS TD IN A GAME - RAIDERS HISTORY

No.	Player	Date	Opp.	Rec. TD	Rush TD
1.	Jakobi Meyers	12/14/23	LAC	1	1
2.	Marcus Allen	10/16/83	SEA	1	1

Meyers now has three passing touchdowns since entering the league in 2019. He is the only receiver with multiple passing TDs over that span and one of only two non-QBs with multiple passing TDs since 2019.

NON-QBs WITH MULTIPLE PASSING TDs - SINCE 2019

Rank	Player	Team	Pass TDs
1t.	Jakobi Meyers	LV	3
1t.	Derrick Henry	BAL	3

In 2023, Meyers has recorded seven receiving touchdowns, two rushing touchdowns and one passing touchdown. He is just the third player in Raiders history to record a rushing touchdown, receiving touchdown and passing touchdown in a single season - joining Tony Teresa (1960) and Marcus Allen (1983).

PASSING, RUSHING & RECEIVING TD IN A SEASON (RAIDERS HISTORY)

No.	Player	Season	Pass TDs	Rush TDs	Rec. TDs
1.	Jakobi Meyers	2023	1	2	8
2.	Marcus Allen	1983	3	9	2
3.	Tony Teresa	1960	1	6	4

With two rushing touchdowns in 2023, Meyers joined Jacoby Ford (2 in 2010) and Cordarrelle Patterson (2 in 2017) as the only three WRs in Raiders history to record multiple rushing touchdowns in a single season.

MULTIPLE RUSHING TDs IN A SEASON - RAIDERS HISTORY

Rank	Player	Season	Rush TDs
1t.	Jakobi Meyers	2023	2
1t.	Cordarrelle Patterson	2017	2
1t.	Jacoby Ford	2010	2



TRE'VON MOEHRIG

SAFETY



2021 RAIDERS DRAFT PICK
(2ND ROUND, 43RD OVR)

63
GAMES

61
STARTS

276
TACKLES

8
TFLS

3.0
SACKS.

6
INT

28
PD

5
QBH

BEHIND THE LINE

S Tre'von Moehrig has recorded three quarterback hits in 2024, tied for the 14th most in the NFL among defensive backs.

MOST QB HITS (DBs) - 2024 SEASON

No.	Player	Team	QBHs
1t.	Kyle Hamilton	BAL	6
1t.	Alontae Taylor	NO	6
3t.	Keisean Nixon	GB	5
3t.	Josh Metellus	MIN	5
3t.	Brian Branch	DET	5
6t.	Antoine Winfield Jr.	TB	4
6t.	Marlon Humphrey	BAL	4
6t.	Jalen Ramsey	MIA	4
6t.	Geno Stone	CIN	4
6t.	Donovan Wilson	DAL	4
6t.	Derwin James	LAC	4
6t.	Trent McDuffie	KC	4
6t.	Chamarri Conner	KC	4
14t.	Tre'von Moehrig	LV	3
14t.	Jason Pinnock	NYG	3
14t.	Brenden Schooler	NE	3

Moehrig has also recorded five tackles for loss in 2024, tied for the 16th most in the NFL among defensive backs.

IN COVERAGE

As the nearest defender in coverage in 2024, Moehrig has been targeted 34 times, allowing just 219 receiving yards, the third fewest in the NFL.

FEWEST RECEIVING YARDS ALLOWED WHEN TARGETED (S)

No.	Player	Tgts	Yds
1.	Elijah Molden	30	170
2.	Kyle Dugger	34	215
3.	Tre'von Moehrig	34	219
4.	Amani Hooker	34	232
5.	Brandon Jones	46	236

STAT SHEET STUFFER

Moehrig has recorded five tackles for loss and two interceptions in 2024. He is one of five DBs in Raiders history to have 2+ INTs and 5+ TFLs in a single season - the first since 2013.

2+ INTs AND 4+ TFLs IN A SEASON - RAIDERS DBs

No.	Player	Season	TFLs	INTs
1.	Michael Huff	2010	7	3
2.	Mike Jenkins	2013	5	2
3.	Tre'von Moehrig	2024	5	2
4.	Tracy Porter	2013	5	2
5.	Charles Woodson	2003	5	3

He is also one of only nine DBs in the NFL this season to record 2+ INTs and 5+ TFLs.

2+ INTs AND 5+ TFLs (DBs) - 2024 SEASON

No.	Player	Team	TFLs	INTs
1.	Jaylon Johnson	CHI	7	2
2.	Brian Branch	DET	7	4
3.	Trent McDuffie	KC	6	2
3.	Jalen Ramsey	MIA	5	2
4.	Jimmie Ward	HOU	5	2
5.	Byron Murphy Jr.	MIN	5	6
6.	Ar'Darius Washington	BAL	5	2
7.	Tre'von Moehrig	LV	5	2
8.	Nick Cross	IND	5	3

PASSES DEFENSED

Moehrig now has a single-season career-high 10 passes defended in 2024, tied for the most among safeties in the NFL.

FEWEST RECEIVING YARDS ALLOWED WHEN TARGETED (S)

No.	Player	Team	PDs
1t.	Tre'von Moehrig	LV	10
1t.	Jessie Bates III	ATL	10
1t.	Brandon Jones	DEN	10
1t.	Camryn Bynum	MIN	10
1t.	Kerby Joseph	DET	10
1t.	Calen Bullock	HOU	10

TRE'VON MOEHRIG NOTES

SINGLE-GAME HIGH

In Week 9, Moehrig set a single-game career high with 13 total tackles (eight solo) and added 0.5 sack and one quarterback hit. Moehrig's 13 tackles are tied for the fifth most in a single game by a defensive back in Raiders history (since 1987) - the most since 2020.

MOST SINGLE GAME TACKLES (DBs) - RAIDERS HISTORY

No.	Player	Date	Tkls
1.	Marques Anderson	10/17/04	16
2t.	Johnathan Abram	12/13/20	14
2t.	Gibril Wilson	12/14/08	14
2t.	Charles Woodson	11/16/14	14
5t.	Tre'von Moehrig	11/03/24	13
5t.	Johnathan Abram	09/13/20	13
5t.	Tyvon Branch	09/14/14	13
5t.	D.J. Hayden	11/08/15	13
5t.	Marquez Pope	11/19/00	13
5t.	Charles Woodson	12/05/04	13

Moehrig's performance is only the seventh time in Raiders history since 1987 a defensive back has recorded 10+ tackles and 0.5+ sacks in a single game - the first time since 2013 (Charles Woodson, 12/29/13 vs. DEN).

10+ TACKLES & 0.5+ SACK IN A GAME - RAIDERS DBs

No.	Player	Date	Tkls	Sacks
1.	Tre'von Moehrig	11/03/24	13	0.5
2.	Charles Woodson	12/29/13	11	1.0
3.	Tyvon Branch	11/28/10	11	1.0
4.	Michael Huff	10/10/10	11	1.0
5.	Tyvon Branch	11/22/09	12	1.0
6.	Gibril Wilson	12/14/08	14	1.0
7.	Gibril Wilson	11/16/08	10	0.5



10+ TACKLES

Moehrig now has three career games with 10+ tackles, the seventh most games with double-digit tackles in Raiders history (since 1987) among defensive backs.

GAMES WITH 10+ TACKLES (DBs) - RAIDERS HISTORY

No.	Player	Games
1.	Tyvon Branch	14
2.	Johnathan Abram	10
3.	Charles Woodson	8
4.	Gibril Wilson	7
5.	Nate Hobbs	5
6.	Marquez Pope	4
7.	Tre'von Moehrig	3

TRIPLE TFLS

Moehrig posted three tackles for loss in Week 6, a single-game career high. His three tackles for loss are also tied for the most in a single game by a safety in Raiders history.

MOST TFLs IN A GAME (SAFETY) - RAIDERS HISTORY

No.	Player	Date	Opp.	TFLs
1.	Tre'von Moehrig	10/13/24	PIT	3
2.	Charles Woodson	11/20/14	KC	3
3.	Tyvon Branch	12/19/10	DEN	3
4.	Tyvon Branch	11/28/10	MIA	3

Moehrig also posted 10 tackles in Week 6. He is one of only two players in Raiders history to post 10+ tackles and 3+ TFLs in a single game.

MOST TFLs IN A GAME (SAFETY) - RAIDERS HISTORY

No.	Player	Date	Opp.	Tkls	TFLs
1.	Tre'von Moehrig	10/13/24	PIT	10	3
2.	Tyvon Branch	11/20/14	KC	11	3

2023 SAFETY RANKINGS

As the nearest defender in 2023, **S Tre'von Moehrig** was targeted 33 times and only allowed 178 yards. His 178 yards allowed were the third fewest among safeties in the NFL with at least 30 targets.

YARDS ALLOWED AS NEAREST DEFENDER - 2023 SAFETIES (MIN. 30 TARGETS)

Rank	Player	Targets	Yds Allowed
1.	Jevon Holland	30	165
2.	Xavier Woods	30	169
2.	Tre'von Moehrig	33	178
3.	Geno Stone	34	192
4.	Tyrann Mathieu	36	209

2023 RARE AIR

In 2023, **Moehrig** recorded a single-season career-high 81 tackles, 2.0 sacks, one tackle for loss, two quarterback hits, seven passes defended and a single-season career-high three interceptions. He is one of only three defensive backs with multiple sacks and 3+ interceptions this season.

DBs with 2.0+ SACKS and 3+ INTs - 2023 SEASON

No.	Player	Sacks	INT
1.	Tre'von Moehrig	2.0	3
2.	Antoine Winfield	6.0	3
3.	Kyle Hamilton	3.0	4



AIDAN O'CONNELL

QUARTERBACK



2023 RAIDERS DRAFT PICK
(4TH ROUND, 135TH OVR)

18 GAMES **15** STARTS **323** COMP **517** ATT **62.5** PCT

3,374 YARDS **16** TDS **10** INT **83.6** RATE

FIRST 15

O'Connell has now started in 15 games with the Raiders and has completed 62.3% of his passes in starts, the best mark in Raiders history for a QB in their first 15 career starts (min. 300 att).

HIGHEST COMPLETION PERCENTAGE IN FIRST 15 CAREER STARTS RAIDERS HISTORY

No.	Player	Comp	Att	Comp%
1.	Aidan O'Connell	294	472	62.3%
2.	Ken Stabler	195	328	59.5%
3.	Derek Carr	330	563	58.6%
4.	JaMarcus Russell	207	378	54.8%
5.	Marc Wilson	280	528	53.0%

His 84.4 passer rating in starts is the best mark among Raiders QBs in their first 15 career starts.

PASSER RATING IN FIRST 15 STARTS - RAIDERS HISTORY

Rank	Player	Passer Rating
1.	Aidan O'Connell	84.4
2.	Ken Stabler	80.3
3.	Derek Carr	77.7
4.	JaMarcus Russell	77.0
5.	Daryle Lamonica	75.1

BIG DAY

O'Connell threw for 340 yards, two touchdowns and zero interceptions in Week 13. That marked one of five performances for 300+ yards, 2+ passing touchdowns and zero interceptions in a game by a Raiders quarterback since 2020 - the first since Week 11 of 2022.

300+ PASSING YARDS, 2+ TDs & 0 INTs IN A GAME (RAIDERS QBs SINCE 2020)

No.	Player	Date	Yds	TD	INT
1.	Aidan O'Connell	11/29/24	340	2	0
2.	Derek Carr	11/20/22	307	2	0
3.	Derek Carr	10/17/21	341	2	0
4.	Derek Carr	09/19/21	382	2	0
5.	Derek Carr	10/04/20	311	2	0

100.0+ PASSER RATING

O'Connell now has fourth career starts with above a 100.0 passer rating in his 13 career starts. Among QBs in their first 15 career starts in Raiders history, O'Connell's four games with a 100.0+ passer rating are the most in franchise history.

MOST GAMES WITH 100.0+ PASSER RATING - FIRST 15 STARTS RAIDERS HISTORY

Rk.	Player	Seasons	Games
1.	Aidan O'Connell	2023-24	4
2t.	Ken Stabler	1973	3
2t.	JaMarcus Russell	2008	3
4t.	Tom Flores	1960	2
4t.	Daryle Lamonica	1967	2
4t.	Marc Wilson	1981-84	2
4t.	Todd Marinovich	1991-92	2
4t.	Donald Hollas	1998	2
4t.	Terrell Pryor	2013	2
4t.	Derek Carr	2014	2

AIDAN O'CONNELL NOTES

EFFICIENT PASSER

In Week 13, O'Connell completed 23-of-35 passes (65.7%) for a single-game career-high 340 yards, two touchdowns and a 116.4 passer rating. His 116.4 passer rating is the eighth highest mark by a Raiders QB in a game over the last 10 seasons - the best since Week 2 of 2021 (Derek Carr, 126.2).

HIGHEST SINGLE-GAME PASSER RATING (MIN. 35 ATT.) (RAIDERS QBs SINCE 2015)

Rk.	Player	Date	Rtg.
1.	Derek Carr	11/01/15	130.9
2.	Derek Carr	09/19/21	126.2
3.	Derek Carr	10/02/16	123.4
4.	Derek Carr	12/02/18	123.2
5.	Derek Carr	09/21/20	120.9
6.	Derek Carr	11/29/15	120.3
7.	Derek Carr	10/30/16	117.4
8.	Aidan O'Connell	11/29/24	116.4



FIRST 10

Among quarterbacks in their first 10 career starts in Raiders history, O'Connell ranks second in passing yards (2,143) - only behind Marc Wilson (2,319).

PASSING YARDS IN FIRST 10 STARTS - RAIDERS HISTORY

Rank.	Player	Season	Pass Yds
1.	Marc Wilson	1981-83	2,319
2.	Aidan O'Connell	2023	2,143
3.	Derek Carr	2014	2,075

Among quarterbacks in their first 10 career starts in Raiders history, O'Connell's 61.5 completion percentage ranks second in franchise history (min. 100 attempts) - only behind Ken Stabler (63.9%).

COMP. PCT. IN FIRST 10 STARTS - RAIDERS HISTORY

Rank.	Player	Season	Comp. Pct.
1.	Ken Stabler	1971-73	63.9
2.	Aidan O'Connell	2023	61.5
3.	Derek Carr	2014	59.8

His 11 passing touchdowns rank fourth in Raiders history among players in their first 10 career starts

PASSING TDs IN FIRST 10 STARTS - RAIDERS HISTORY

Rank.	Player	Season	Comp. Pct.
1.	Marc Wilson	1981-83	16
2.	Daryle Lamonica	1967	14
3.	Derek Carr	2014	13
4.	Aidan O'Connell	2023	11

His 83.9 passer rating ranks third (min 100 attempts) - only behind Ken Stabler (86.2) and Daryle Lamonica (85.1).

PASSER RATING IN FIRST 10 STARTS - RAIDERS HISTORY

Rank.	Player	Season	Pass Rtg
1.	Ken Stabler	1971-73	86.2
2.	Aidan O'Connell	2023	83.9
3.	Derek Carr	2014	76.8

PASSER RATING

In Week 17 of 2023, O'Connell completed 30-of-47 passes for (63.8%) for 299 yards, two touchdowns and a 96.0 passer rating. Among quarterbacks in Raiders history with 45 attempts in a single game, O'Connell's 96.0 passer rating is the 10th best in franchise history - the best since Week 13 of 2020 (97.9 by Derek Carr at NYJ).

SINGLE-GAME PASSER RTG (MIN. 45 ATT.) - RAIDERS QB

No.	Player	Date	Opp.	Passer Rtg.
1.	Derek Carr	10/30/16	TB	117.4
2.	Derek Carr	9/18/16	ATL	115.0
3.	Rich Gannon	10/20/02	SD	113.1
4.	Derek Carr	10/19/17	KC	101.2
5.	Derek Carr	9/20/15	BAL	100.9
6.	Derek Carr	12/6/20	NYJ	97.9
7.	Derek Carr	12/29/19	DEN	97.3
8.	Kerry Collins	12/31/05	NYG	96.8
9.	Rich Gannon	11/24/02	ARI	96.5
10.	Aidan O'Connell	12/31/23	IND	96.0

AIDAN O'CONNELL NOTES

ROOKIE PASSERS

O'Connell's 299 passing yards in Week 17 are the third most in a single game by a rookie quarterback in Raiders history.

SINGLE-GAME PASSING YARDS - RAIDERS ROOKIE QB

No.	Player	Date	Opp.	Pass Yds.
1.	Steve Beuerlein	9/18/88	Rams	375
2.	Derek Carr	10/26/14	Browns	328
3.	Aidan O'Connell	12/31/23	Colts	299
4.	Matt McGloin	12/15/13	Chiefs	297
5.	Derek Carr	10/12/14	Chargers	282

HIGHLY RATED

O'Connell became the first rookie in Raiders history to have a 100.0+ passer rating in multiple games of his rookie season (min. 30 attempts).

GAMES WITH 100.0+ PASSER RATING - RAIDERS ROOKIES (MIN. 30 ATTEMPTS)

No.	Player	Season	Games
1.	Aidan O'Connell	2023	3
2t.	Derek Carr	2014	1
2t.	Matt McGloin	2013	1
2t.	Todd Marinovich	1991	1

He also notched the highest, second highest and fourth highest single-game passer rating by a rookie in Raiders history this season.

HIGHEST SINGLE-GAME PASSER RATING - RAIDERS ROOKIES (MIN. 30 ATTEMPTS)

No.	Player	Date	Rating
1.	Aidan O'Connell	12/14/23	120.7
2.	Aidan O'Connell	1/7/24	110.1
3.	Derek Carr	10/12/14	107.7
4.	Matt McGloin	11/17/13	105.9
5.	Aidan O'Connell	11/26/23	101.6

FIRST SIX

In his first six starts, O'Connell has completed 124-of-197 passes (62.9%) for 1,290 yards, three touchdowns, six interceptions and a 74.2 passer rating.

His 62.9 completion percentage is the second best among quarterbacks in their first six starts in Raiders history (min. 100 attempts).

COMP. PCT. THROUGH FIRST 5 CAREER STARTS - RAIDERS HISTORY

Rank	Player	Season	Comp	Att.	Pct.
2.	Ken Stabler	1970-71	89	133	66.9%
1.	Aidan O'Connell	2023	124	197	62.9%
3.	Terrelle Pryor	2011-13	102	166	61.4%

His 1,290 passing yards are the third most in franchise history for a quarterback through their first six career starts.

PASS YDS THROUGH FIRST 6 CAREER STARTS - RAIDERS HISTORY

Rank.	Player	Season	Pass Yds
1.	Matt McGloin	2013	1,460
2.	Daryle Lamonica	1967	1,328
3.	Aidan O'Connell	2023	1,290
4.	Marc Wilson	1980-81	1,268
5.	Steve Beuerlein	1988	1,217

STRONG FINISH

Over the last four weeks of the season, O'Connell threw eight passing touchdowns and zero interceptions. He has become just the third Raiders quarterback since 1970 to throw eight touchdowns and zero interceptions over a four-game span.

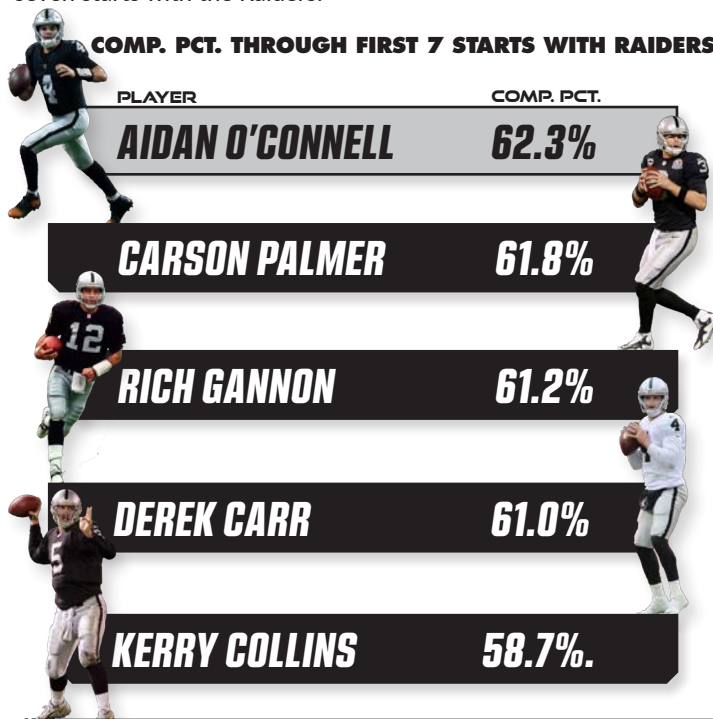
8+ PASS TDs & 0 INTs OVER 4-GAME SPAN - RAIDERS SINCE 1970

No.	Player	Season	Pass TD	INT
1.	Aidan O'Connell	2023	8	0
2.	Derek Carr	2020	8	0
3.	Derek Carr	2018	8	0
4.	Ken Stabler	1974	8	0

ON TARGET

Through his first seven starts, QB Aidan O'Connell completed 144-of-231 passes (62.3%). His 62.3 completion percentage is the best mark in Raiders history among quarterbacks in their first seven starts with the Raiders.

COMP. PCT. THROUGH FIRST 7 STARTS WITH RAIDERS



ROOKIE RECORDS

In Week 15, O'Connell completed 20-of-34 pass attempts (58.8%) for 248 yards, four touchdowns and a 120.7 passer rating. His four passing touchdowns are tied for the most in a single game for a rookie quarterback in Raiders history.

MOST PASSING TDs IN A GAME - RAIDERS ROOKIES

No.	Player	Date	Pass TDs
1t.	Aidan O'Connell	11/26/23	4
1t.	Derek Carr	10/12/14	4
3t.	Steve Beuerlein	9/11/88	3
3t.	Derek Carr	12/7/14	3
3t.	Tom Flores	12/11/60	3
3t.	Billy Joe Hobert	12/24/95	3
3t.	Todd Marinovich	12/22/91	3
3t.	Matt McGloin	11/17/13	3
3t.	Mike Rae	12/12/76	3

O'Connell is also the first rookie quarterback in Raiders history to throw four passing touchdowns and no interceptions in a single game.

AIDAN O'CONNELL NOTES

FIRST FIVE

In his first five starts, O'Connell has completed 103-of-165 passes (62.4%) for 1,119 yards, three touchdowns, five interceptions and a 75.8 passer rating.

His 62.4 completion percentage is the best among quarterbacks in their first five starts in Raiders history (min. 150 attempts).

COMP. PCT. THROUGH FIRST 5 CAREER STARTS - RAIDERS HISTORY

Rank	Player	Season	Comp	Att.	Pct.
1.	Aidan O'Connell	2023	103	165	62.4%
2.	Derek Carr	2014	102	167	61.1%
3.	Matt McGloin	2013	91	160	56.9%

His 1,119 passing yards are the fourth most in franchise history for a quarterback through their first five career starts.

PASS YDS THROUGH FIRST 5 CAREER STARTS - RAIDERS HISTORY

Rank.	Player	Season	Pass Yds
1.	Matt McGloin	2013	1,254
2.	Aidan O'Connell	2023	1,119
3.	Steve Beuerlein	1988	1,105
4.	Derek Carr	2014	1,016
5.	Andrew Walter	2006	735

FIRST FOUR

Through his first four starts, O'Connell has completed 80-of-132 passes (60.6%) for 871 yards, two touchdowns, five interceptions and a 69.3 passer rating. He has become just the sixth quarterback in Raiders history to throw for over 800 yards through his first four career starts - the first since Matt McGloin in 2013 (957).

PASSING YARDS THROUGH FIRST 4 STARTS - RAIDERS HISTORY

Rank	Player	Passing Yds.
1.	Daryle Lamonica	1,050
2.	Todd Marinovich	1,015
3.	Matt McGloin	957
4.	Steve Beuerlein	923
5.	Marc Wilson	885
6.	Aidan O'Connell	871

Through a rookie quarterback's first four starts in Raiders history, O'Connell's 60.6 completion percentage is the second-best mark in franchise history (min. 100 attempts), only behind Derek Carr (63.2%).

COMPLETION PCT. IN FIRST 4 STARTS - RAIDERS HISTORY

Rank	Player	Comp	Att.	Pct.
1.	Derek Carr	84	133	63.2%
2.	Aidan O'Connell	80	132	60.6%

O'Connell went 2-2 through his first four starts of his rookie season. He is the first Raiders QB to be .500 or better through four career starts since Steve Beuerlein (2-2) in 1988.

QB WIN PCT. FIRST 4 STARTS (MIN. 4 GAMES) - RAIDERS HISTORY

Rank	Player	Seasons	W	L	Pct.
1.	Ken Stabler	1970-71	3	1	.750
2t.	Aidan O'Connell	2023	2	2	.500
2t.	Steve Beuerlein	1988	2	2	.500
2t.	Rusty Hilger	1987	2	2	.500
2t.	Marc Wilson	1981	2	2	.500

FIRST THREE STARTS

In his first three starts, O'Connell has completed 56-of-91 passes (61.5%) for 600 yards, one touchdown, two interceptions and a 75.3 passer rating. His 600 passing yards are the second most through three starts by a rookie in Raiders history - only behind Matt McGloin (712).

PASSING YARDS THROUGH FIRST 3 STARTS - RAIDERS ROOKIES

Rank	Player	Season	Pass Yds
1.	Matt McGloin	2013	712
2.	Aidan O'Connell	2023	600
3.	Derek Carr	2014	588

Through a rookie quarterback's first three starts in Raiders history, O'Connell's 61.5 completion percentage is the second-best mark in franchise history (min. 75 attempts), only behind Derek Carr (63.0%).

PASS COMP. PCT. THROUGH FIRST 3 STARTS - RAIDERS ROOKIES

Rank	Player	Season	Cmp	Att.	Comp.%
1.	Derek Carr	2014	68	108	63.0%
2.	Aidan O'Connell	2023	56	91	61.5%
3.	Matt McGloin	2013	55	94	58.5%

His 75.3 passer rating is the second best mark in franchise history for a rookie quarterback through his first three starts, only behind Matt McGloin (87.7).

PASSER RATING THROUGH FIRST 3 STARTS - RAIDERS ROOKIES

Rank	Player	Season	Passer Rtg.
1.	Matt McGloin	2013	87.7
2.	Aidan O'Connell	2023	75.3
3.	Derek Carr	2014	74.9

With the win in Week 10, O'Connell became the first rookie quarterback in Raiders history to win back-to-back starts. He is also the first Raiders rookie quarterback to win two of his first three career starts.

QB WINS IN FIRST 3 CAREER STARTS - RAIDERS ROOKIES

Rank	Player	Season	W	L
1.	Aidan O'Connell	2023	2	1
2t.	Matt McGloin	2013	1	2
2t.	Larry Lawrence	1974	1	0
4.	Derek Carr	2014	0	3

O'Connell is also one of only six quarterbacks in Raiders history to win at least two of his first three career starts - the first since 1987 (Rusty Hilger).

QB WINS IN FIRST 3 CAREER STARTS - RAIDERS QBs

Rank	Player	W	L
1.	Mike Rae	3	0
2t.	Aidan O'Connell	2	1
2t.	Rusty Hilger	2	1
2t.	Marc Wilson	2	1
2t.	Ken Stabler	2	1
2t.	Larry Lawrence	2	0

AIDAN O'CONNELL NOTES

SECOND START

O'Connell made his second career start in the Week 9 win over the Giants and completed 16-of-25 pass attempts (64.0%) for 209 yards and a 90.2 passer rating. His 64.0 completion percentage ranks third in franchise history among rookie quarterbacks in one of their first two starts - the best mark since 2014 (Derek Carr, 64.3).

SINGLE GAME COMP. PCT IN FIRST TWO STARTS (RAIDERS HISTORY)

Rank	Player	Date	Cmp	Att.	Comp.%
1.	JaMarcus Russell	12/30/07	23	31	74.2%
2.	Derek Carr	09/14/14	27	42	64.3%
3.	Aidan O'Connell	11/05/23	16	25	64.0%

His 90.2 passer rating was the fifth best by a Raiders rookie quarterback in one of his first two career starts (min. 25 attempts) - the best since 2014 (Derek Carr, 94.7).

SINGLE GAME COMP. PCT IN FIRST TWO STARTS (RAIDERS HISTORY)

Rank	Player	Date	Passer Rtg.
1.	Matt McGloin	11/17/13	105.9
2.	Todd Marinovich	12/22/91	100.3
3.	Derek Carr	09/07/14	94.7
4.	JaMarcus Russell	12/30/07	91.3
5.	Aidan O'Connell	11/05/23	90.2

FIRST TWO STARTS

O'Connell recorded 447 total passing yards through his first two career starts. Among Raiders rookie quarterbacks in their first two career starts, his 447 yards are the second most in franchise history, only behind Matt McGloin (457 in 2013).

PASSING YDS THROUGH FIRST 2 STARTS - RAIDERS ROOKIES

Rank	Player	Season	Pass Yds
1.	Matt McGloin	2013	457
2.	Aidan O'Connell	2023	447
3.	Derek Carr	2014	414
4.	Mike Rae	1976	313
5.	Steve Beuerlein	1988	300

O'Connell has completed 40-of-64 (62.5%) passes through his first two career starts. His 62.5 completion percentage is the second-best mark in franchise history for a rookie quarterback through his first two career starts (min. 50 attempts).

PASS COMP. PCT. THROUGH FIRST 2 STARTS - RAIDERS ROOKIES

Rank	Player	Season	Cmp	Att.	Comp.%
1.	Derek Carr	2014	47	74	63.5%
2.	Aidan O'Connell	2023	40	64	62.5%
3.	Matt McGloin	2013	37	64	57.8%
4.	Billy Joe Hobert	1995	31	56	55.4%
5.	Steve Beuerlein	1988	23	53	43.4%

RAIDERS ROOKIES

In Week 12, O'Connell completed 23-of-33 pass attempts (69.7%) for 248 yards, one touchdown and a 101.6 passer rating. O'Connell is the first Raiders rookie to have a 100.0+ passer rating in a game (min. 30 attempts) since Derek Carr had a 140.2 rating against San Francisco in Week 14, 2014.

His 69.7 completion percentage is the third highest mark by a rookie in Raiders history (min. 30 attempts) and the highest since 2007 (JaMarcus Russell, 74.2 vs. SD; 12/30/07).

HIGHEST SINGLE-GAME COMP. PCT. - RAIDERS ROOKIES (MIN. 30 ATTEMPTS)

Rank	Player	Date	Comp	Att.	Pct.
1.	Ken Stabler	12/30/07	23	31	74.2%
2.	Andrew Walter	12/23/06	27	37	73.0%
3.	Aidan O'Connell	11/26/23	23	33	69.7%
4.	Derek Carr	9/14/14	27	42	64.3%

NFL DEBUT

In Week 4, O'Connell made his NFL debut, starting in place of QB Jimmy Garoppolo. O'Connell completed 24-of-39 passes (61.5%) for 238 yards and rushed for one touchdown.

His 238 passing yards are the second most by a Raider in his NFL debut (Todd Marinovich - 243 yards in 1991).

PASSING YARDS IN NFL DEBUT - RAIDERS HISTORY

Rank	Player	Date	Pass Yds
1.	Todd Marinovich	12/22/91	243
2.	Aidan O'Connell	10/1/23	238
3.	Steve Beuerlein	9/4/88	171
4.	Derek Carr	9/7/14	151
5.	Connor Cook	1/1/17	150

Among quarterbacks in their NFL debut, O'Connell's 61.5 completion percentage ranks tied for 11th in NFL history (min. 35 attempts).

COMP. PCT. IN NFL DEBUT - NFL HISTORY (MIN. 35 ATT.)

Rank	Player	Cmp	Att.	Comp.%
1.	Mac Jones	29	39	74.4%
2.	Jake Luton	26	38	68.4%
3t.	Cam Newton	24	37	64.9%
3t.	Anthony Richardson	24	37	64.9%
5.	Joe Burrow	23	36	63.9%
6t.	Keith Null	28	44	63.6%
6t.	C.J. Stroud	28	44	63.6%
8.	Mark Rypien	26	41	63.4%
9.	Geno Smith	24	38	63.2%
10.	Patrick Mahomes	22	35	62.9%
11t.	Aidan O'Connell	24	39	61.5%
11t.	Scott Tolzien	24	39	61.5%

O'Connell also logged his first NFL touchdown on a 1-yard run in the first quarter, becoming the first quarterback in Raiders history to score a rushing touchdown in their NFL debut.



ROBERT SPILLANE
LINEBACKER

84
GAMES

48
STARTS

448
TACKLES

25
TFLS

7.5
SACKS

11
QBH

6
INT

1
INT TD

17
PD

2
FR

1
FR

2024 TACKLE LEADERS

Spillane owns 134 total tackles in 2024, the seventh most in the NFL this season.

2024 NFL TACKLE LEADERS

	ZAIRE FRANKLIN	151
	BUDDA BAKER	148
	ZACK BAUN	144
	JAMIEN SHERWOOD	138
	DAIYAN HENLEY	137
	ROQUAN SMITH	136
	ROBERT SPILLANE	134
	NICK CROSS	130
	GERMAINE PRATT	130
	KADEN ELLISS	130

DIME PIECE

Spillane has also recorded 10+ tackles in seven games this season, tied for the fifth most games in the NFL this season.



Rank	Player	Team	Games
1.	Daiyan Henley	LAC	9
2t.	Zack Baun	PHI	8
2t.	E.J Speed	IND	8
2t.	Roquan Smith	BAL	8
5t.	Robert Spillane	LV	7
5t.	Kaden Elliss	ATL	7
5t.	Zaire Franklin	IND	7
5t.	Budda Baker	ARI	7
5t.	Nakobe Dean	PHI	7

His seven games are already tied for the second most double-digit tackle games in a single season in Raiders history.

MOST GAMES WITH 10+ TACKLES IN A SINGLE SEASON (RAIDERS HISTORY)

Rank	Player	Season	Games
1.	Denzel Perryman	2021	10
2t.	Robert Spillane	2024	7
2t.	Gibril Wilson	2008	7
2t.	Tyvon Branch	2009	7

ROBERT SPILLANE NOTES

SINCE JOINING RAIDERS

Since joining the Raiders in 2023, **Spillane** has racked up 282 total tackles and five interceptions. His 282 tackles ranks fourth in the NFL and his five interceptions rank tied for second in the NFL over that span.

INT LEADERS (LBs) - SINCE 2023

FRED WARNER	6
ROBERT SPILLANE	5
TREMAINE EDMUNDS	5
TERREL BERNARD	5

TKL LEADERS (LBs) - SINCE 2023

ZAIRE FRANKLIN	330
BOBBY WAGNER	301
ROQUAN SMITH	294
ROBERT SPILLANE	282

Spillane is now also the only player in the NFL with 250+ tackles and 5+ interceptions since the beginning of the 2023 season.

LBs WITH 200+ TACKLES & 5+ INTS SINCE 2023

ROBERT SPILLANE 282 TACKLES 5 INTs	FRED WARNER 249 TACKLES 6 INTs	TERREL BERNARD 241 TACKLES 5 INTs	TREMAINE EDMUNDS 207 TACKLES 5 INTs
---	---	--	--

Spillane is also only the second Raider since 1994 to record 250+ tackles and 5+ interceptions in a two-year span.

ROBERT SPILLANE 2023-24 274 TKLS, 5 INTs	KIRK MORRISON 2007-08 258 TKLS, 5 INTs	KIRK MORRISON 2006-07 243 TKLS, 6 INTs	CHARLES WOODSON 2013-14 210 TKLS, 5 INTs	THOMAS HOWARD 2006-07 202 TKLS, 6 INTs
---	---	---	---	---

Spillane is also just the second Raiders player this century with multiple seasons of 100+ tackles and multiple interceptions (Kirk Morrison, 2006 & 2007).



SEASONS WITH 100+ TKLS & 2+ INTs RAIDERS SINCE 2000

Rank	Player	Seasons
1t.	Robert Spillane	2
1t.	Kirk Morrison	2
3t.	Charles Woodson	1
3t.	Gibril Wilson	1
3t.	Eric Barton	1

DOUBLE-DIGIT TACKLES

Since the beginning of 2023, **Spillane** has logged 13 games with 10+ tackles, tied for the sixth most in the NFL over that span.

GAMES WITH 10+ TACKLES SINCE 2023

Rank	Player	Games
1.	Zaire Franklin	18
2.	Roquan Smith	16
3.	Alex Singleton	15
4t.	Bobby Wagner	14
4t.	Ernest Jones	14
6t.	Robert Spillane	13
6t.	Foyesade Oluokun	13
8t.	E.J. Speed	11
8t.	T.J. Edwards	11
8t.	Kaden Ellis	11

100+

Spillane surpassed 102 tackles in his 11th game this season. He is one of only two players in Raiders history (since 1987) to reach 100+ tackles in the first 11 games of a single season.

100+ TACKLES THROUGH 11 GAMES OF A SEASON (RAIDERS HISTORY)

Rank	Player	Season	Tkls
1.	Denzel Perryman	2021	121
2.	Robert Spillane	2024	102

Spillane is also currently only one of 18 players in the NFL to record 100+ tackles in both 2023 and 2024.

UNDRAFTED TACKLERS

Since the beginning of the 2022 season, **Spillane** has recorded 359 tackles, the second most in the NFL among undrafted defenders.

TACKLES AMONG UNDRAFTED DEFENDERS - SINCE 2022

Rank	Player	Snaps	Tkls
1.	T.J. Edwards	2,916	431
2.	Robert Spillane	2,529	359
3.	Alex Singleton	1,942	358
4.	Frankie Luvu	2,725	325
5.	Azeez Al-Shaair	1,879	275



ROBERT SPILLANE NOTES

DOUBLE DIGIT TACKLER

Spillane notched 10+ tackles in six games this season through Week 8. Spillane joined Denzel Perryman (7 in 2021) as the only two players in Raiders history (since 1987) to start a season with 6+ games of 10+ tackles in the first eight games of a single season.

ROBERT SPILLANE



6 GAMES
2024

DENZEL PERRYMAN



7 GAMES
2021

Spillane was also one of six players in NFL history to record 10+ total tackles in each of the first five games of a single season.

PLAYERS TO RECORD 5 GAMES OF 10+ TKLS TO START A SEASON



2024 **2023** **2021**
ROBERT SPILLANE **ZAIRE FRANKLIN** **DENZEL PERRYMAN**



2016 **2005** **1999**
LUKE KUECHLY **ZACH THOMAS** **RAY LEWIS**

FIRST 70

In Week 1, Spillane notched his 11th game with 10+ tackles in his first 70 career games. He passed Cory Littleton (10), Craig Robertson (10) and London Fletcher (10) for the ninth most games with double digit tackles among undrafted defenders since 2000.

GAMES WITH 10+ TACKLES - FIRST 70 GAMES (UNDRAFTED PLAYERS SINCE 2000)

Rank	Player	Games
1.	Alex Singleton	26
2t.	Vontaze Burfict	24
2t.	Jerrell Freeman	24
4.	T.J. Edwards	23
5.	Gary Bracket	14
6.	David Hawthorne	13
7t.	Paul Worrilow	12
7t.	Azeez Al-Shaair	12
9.	Robert Spillane	11
10t.	Cory Littleton	10
10t.	Craig Robertson	10
10t.	London Fletcher	10

FIRST 25 WITH RAIDERS

Spillane also has 227 total tackles over 25 games since joining the Raiders in 2023, the fourth most in the NFL over that span. His 227 tackles are the most in Raiders history by a player in their first 25 games with the franchise.

MOST TACKLES OVER FIRST 25 GAMES WITH RAIDERS

Rank.	Player	From	To	Tkls
1.	Robert Spillane	9/10/23	10/27/24	227
2.	Denzel Perryman	9/13/21	12/8/22	224
4.	Tahir Whitehead	9/10/18	11/7/19	197
5.	Kirk Morrison	9/8/05	11/12/06	192
3.	Danny Clark	9/12/04	11/13/05	189



ROBERT SPILLANE NOTES

50 & 5 IN 5

Through Week 5 of 2024, Spillane has 54 tackles and five tackles for loss. Since 1999, Spillane is only one of eight players in the NFL to record 50+ tackles and 5+ tackles for loss in the first five games of a single season.

PLAYERS WITH 50+ TKLS & 5+ TFLs IN FIRST 5 GAMES (SINCE 1999)

No.	Player	Season	Tkls	TFLs
1.	Robert Spillane	2024	54	5
2.	Ernest Jones	2023	53	8
3.	Blake Martinez	2020	50	5
4.	Shaquille Leonard	2018	54	7
5.	Telvin Smith	2015	52	5
6.	Lavonte David	2014	52	10
7.	DeAndre Levy	2014	51	6
8.	Lance Briggs	2013	51	6

INTERCEPTION LEADER

LB **Robert Spillane** recorded three interceptions in 2023, a single-season career high and tied for the second most in the NFL among linebackers.

2023 INTERCEPTION LEADERS - LINEBACKERS



PLAYER	INTs
TREMAINE EDMUNDS	4
FRED WARNER	4
LOGAN WILSON	4
ROBERT SPILLANE	3
T.J. EDWARDS	3
TERREL BERNARD	3

His three interceptions are also the most in a single season by a Raiders linebacker since 2007.

THOMAS HOWARD	WILLIAM THOMAS	KIRK MORRISON	ROBERT SPILLANE	WILLIAM THOMAS
				
2007	2000	2007	2023	2001
6 INTs	6 INTs	4 INTs	3 INTs	3 INTs

DO IT ALL

Spillane is one of just four players in the NFL in 2023 with 3.0+ sacks and 3+ interceptions (Terrell Bernard).

3.0+ SACKS AND 3+ INTERCEPTIONS - 2023

No.	Player	Sacks	INTs
1.	Robert Spillane	3.5	3
2.	Terrel Bernard	6.5	3
3.	Antoine Winfield Jr.	6.0	3
4.	Kyle Hamilton	3.0	4

He is now just the fourth player in Raiders history (since sacks became official in 1982) to record 3.0+ sacks and 3+ interceptions in a single season.

3.0+ SACKS AND 3+ INTERCEPTIONS - RAIDERS HISTORY

No.	Player	Season	Sacks	INTs
1.	Robert Spillane	2023	3.5	3
2.	Michael Huff	2010	4.0	3
3.	William Thomas	2001	3.0	3
4.	Rod Martin	1983	6.0	4

He is also one of just 14 players in the NFL over the last five seasons (2019-23) to record 3.0+ sacks and 3+ interceptions in a single season. Over the last 10 seasons in the NFL (2014-23), Spillane is one of just 12 players in the NFL to record 100+ tackles, 3.0+ sacks and 3+ interceptions in a single season.

3.0+ SACKS & 3+ INTERCEPTIONS IN A SEASON - SINCE 2014

No.	Player	Season	Tkls	Sacks	INTs
1.	Shaquille Leonard	2019	121	5.0	5
2.	Landon Collins	2016	125	4.0	5
3.	Logan Ryan	2019	113	4.5	4
4.	Thomas Davis	2015	105	5.5	4
5.	Eric Wilson	2020	121	3.0	3
6.	Lavonte David	2015	147	3.0	3
7.	Cory Littleton	2018	125	4.0	3
8.	Derwin James	2018	105	3.5	3
9.	L'Jarius Sneed	2022	108	3.5	3
10.	Roquan Smith	2022	169	4.5	3
11.	Antoine Winfield Jr.	2023	122	5.0	3
12.	Robert Spillane	2023	148	3.5	3
13.	Kyle Hamilton	2023	81	3.0	4
14.	Terrel Bernard	2023	143	6.5	3

Spillane is the only player in Raiders history since 1987 to record 100+ tackles, 3.0+ sacks and 3+ interceptions in a single season.

ROBERT SPILLANE NOTES

1.0+ SACK AND 1+ INT

In Week 10 of 2023, Spillane tied for the team lead with seven total tackles (four solo) and added 1.0 sack, one tackle for loss, one pass defensed and one interception (25 INT return yards). He is the first Raiders defender since 2016 (Khalil Mack, 11/27/16 vs. CAR) to record 1.0+ sack and 1+ interception in a single game.

1.0+ SACKS & 1+ INTs IN A GAME - RAIDERS SINCE 2010

No.	Player	Date	Sacks	INTs
1.	Robert Spillane	11/12/23	1.0	1
2.	Khalil Mack	11/27/16	1.0	1
3.	Malcolm Smith	10/25/15	1.0	1
4.	Kameron Wimbley	11/27/11	1.0	1
5.	Tommy Kelly	11/20/11	2.0	1
6.	Michael Huff	12/5/10	1.0	1
7.	Tyvon Branch	10/31/10	1.0	1

This season, Spillane is one of only two players in the NFL with multiple sacks and 3+ interceptions (Fred Warner).

DOUBLE TROUBLE

In Week 5 of 2023, **Spillane** finished with nine total tackles, two interceptions and two passes defensed.

He notched his first game with multiple interceptions, the first Raiders defender since 2020 (Jeff Heath, 11/15/20) to record two interceptions in a single game.

2+ INTs IN A GAME - RAIDERS DEFENDERS SINCE 2010

Player	Date	INTs
Robert Spillane	10/09/23	2
Jeff Heath	11/15/20	2
Erik Harris	11/07/19	2
Sean Smith	12/17/17	2
Charles Woodson	10/11/15	2

Spillane is also the 13th Raiders linebacker to have two interceptions in a single game - the first since 2001 (William Thomas, 2; 12/15/01 at SD).

2+ INTs IN A GAME - RAIDERS LINEBACKERS

Player	Date	INTs
Robert Spillane	10/09/23	2
William Thomas	12/15/01	2
William Thomas	12/10/00	2
William Thomas	09/24/00	2
Jerry Robinson	09/28/86	2
Ted Hendricks	10/20/80	2
Monte Johnson	12/06/76	2
Dan Connors	11/10/74	2
Dan Connors	09/26/71	2
J.R. Williamson	12/17/67	2
Dan Connors	12/03/64	2
Archie Matsos	10/16/64	2
Bill Budness	09/19/64	2

Spillane is also one of two linebackers in the NFL in 2023 to have multiple interceptions in a single game (Logan Wilson).

Spillane is also the first player in Raiders history to post 9+ tackles and 2+ interceptions in a single game.

NO FLY ZONE

In coverage last season, **Spillane** allowed just a 78.8 passer rating to opposing quarterbacks in 2023, the seventh lowest mark among LBs in the NFL (min. 40 targets).

PASSER RTG. ALLOWED (LB.) - 2023

61.9	FRED WARNER
63.3	DEVIN WHITE
74.7	BLAKE CASHMAN
77.7	TREMAINE EDMUNDS
78.0	T.J. EDWARDS
78.2	JEROME BAKER
78.8	ROBERT SPILLANE



STAT SHEET STUFFER

With his performance in Week 2, Spillane is the first Raiders defender to record 14+ tackles and 1.0+ sack in a single game since 2013.

14+ TACKLES & 1.0+ SACK IN A GAME - RAIDERS HISTORY

Player	Date	Tkls	Sk
Robert Spillane	9/17/23	14	1.0
Pat Sims	12/22/13	15	1.0
Kevin Burnett	10/6/13	15	1.0
Kirk Morrison	12/27/09	14	1.0
Gibril Wilson	12/14/08	14	1.0
Greg Biekert	11/28/99	15	1.0

10-PIECE

Spillane has notched six games with 10+ tackles in 2023, tied for the fourth most double-digit tackle games in a single season in franchise history.

GAMES WITH 10+ TACKLES IN A SEASON - RAIDERS SINCE 2000

Rank.	Player	Season	Games
1.	Denzel Perryman	2021	10
2t.	Tyvon Branch	2009	7
2t.	Gibril Wilson	2008	7
4t.	Kirk Morrison	2009	6
4t.	Robert Spillane	2023	6
6t.	Johnathan Abram	2021	5
6t.	Malcolm Smith	2015	5
6t.	Kirk Morrison	2008	5
6t.	Danny Clark	2004	5
6t.	Greg Biekert	2000	5



ROSTER

ROSTER/ALPHABETICAL

NO.	NAME	POS	HT	WT	DOB	EXP	COLLEGE	HOMETOWN	HOW ACQ
8	Abdullah, Ameer	RB	5-9	203	6/13/1993	10	Nebraska	Birmingham, Ala.	UFA-'22 (Car.)
50	Bobenmoyer, Jacob	LS	6-2	235	5/28/1997	5	Northern Colorado	Cheyenne, Wyo.	UFA-'23 (Den.)
89	Bowers, Brock	TE	6-3	243	12/13/2002	R	Georgia	Napa, Calif.	D1-'24
14	Bradley, Carter	QB	6-3	213	3/9/2000	R	South Alabama	Jacksonville, Fla.	UDFA-'24
84	Bryant, Harrison	TE	6-5	240	4/23/1998	5	Florida Atlantic	Gray, Ga.	UFA-'24 (Cle.)
56	Burney, Amari	LB	6-2	228	6/19/2000	2	Florida	St. Petersburg, Fla.	D6-'23
69	Butler, Adam	DT	6-5	300	4/12/1994	7	Vanderbilt	Duncanville, Texas	FA-'23
91	Butler, Matthew	DT	6-3	290	6/10/1999	2	Tennessee	Raleigh, N.C.	D5 - '22
2	Carlson, Daniel	K	6-5	215	1/23/1995	7	Auburn	Colorado Springs, Colo.	FA-'18
93	Carter, Zach	DT	6-4	302	7/4/1999	3	Florida	Tampa, Fla.	FA-'24
99	Carter II, Andre	DE	6-6	256	3/28/2000	2	Army	Missouri City, Texas	FA-'24
44	Chaisson, K'Lavon	DE	6-3	245	7/25/1999	5	LSU	Houston, Texas	FA-'24
6	Cole, AJ	P	6-4	220	11/27/1995	6	North Carolina State	College Park, Ga.	UDFA-'19
33	Collier, Chris	RB	5-11	210	3/24/2000	R	Lock Haven	Elmhurst, NY	FA '24
5	Deablo, Divine	LB	6-3	223	8/17/1998	4	Virginia Tech	Winston-Salem, N.C.	D3b-'21
45	Eichenberg, Tommy	LB	6-2	233	1/11/2001	R	Ohio State	Cleveland, Ohio	D5-'24
53	Gainer, Amari	LB	6-3	236	6/22/2000	R	North Carolina	Tallahassee, Fla.	UDFA-'24
71	Glaze, DJ	T	6-4	315	8/4/2002	R	Maryland	Charlotte, NC	D3-'24
34	Harper, Thomas	S	5-8	195	11/5/2000	R	Notre Dame	Knoxville, Tenn.	W-'24 (LAC)
39	Hobbs, Nate	CB	6-0	195	6/24/1999	4	Illinois	Louisville, Ky.	D5-'21
30	Holmes, Darnay	CB	5-10	195	6/23/1998	5	UCLA	Pasadena, Calif.	FA-'24
68	James, Andre	C	6-4	300	5/2/1997	6	UCLA	Herriman, Utah	UDFA-'19
95	Jenkins, John	DT	6-3	327	7/11/1989	12	Georgia	Meriden, Conn.	UFA-'23 (Mia.)
18	Jones, Jack	CB	5-11	175	12/20/1997	3	Arizona State	Long Beach, Calif.	W-'23
36	Kelly, Kyu Blu	CB	6-1	185	5/22/2001	2	Stanford	Las Vegas, Nev.	FA-'24
82	Keyton, Ramel	WR	6-2	191	9/14/2000	R	Tennessee	Marietta, Ga.	UDFA-'24
23	Laube, Dylan	RB	5-10	206	12/14/1999	R	New Hampshire	Westhampton, N.Y.	D6-'24
96	Laulu, Jonah	DT	6-5	292	6/30/2000	R	Oklahoma	Las Vegas, NV	W-'24 (Ind.)
80	Marshall Jr., Terrace	WR	6-2	200	6/9/2000	4	LSU	Bossier City, La.	FA-'24
22	Mattison, Alexander	RB	5-11	220	6/19/1998	6	Boise State	San Bernardino, Calif.	UFA-'24 (Min.)
43	Mauga, Kana'i	LB	6-2	245	1/8/2000	2	USC	Waianae, Hawaii	FA-'22
87	Mayer, Michael	TE	6-4	265	7/6/2001	2	Notre Dame	Edgewood, Ky.	D2-'23
61	Meredith, Jordan	G	6-2	300	1/4/1998	2	Western Kentucky	Bowling Green, Ky.	FA-'22
16	Meyers, Jakobi	WR	6-2	200	11/9/1996	6	North Carolina State	Lithonia, Ga.	UFA-'23 (NE)
74	Miller, Kolton	T	6-8	325	10/9/1995	7	UCLA	Roseville, Calif.	D1-'18
7	Moehrig, Tre'von	S	6-2	202	6/16/1999	4	TCU	Spring Branch, Texas	D2-'21
77	Munford Jr., Thayer	T	6-6	315	9/18/1999	3	Ohio State	Cincinnati, Ohio	D7a-'22
12	O'Connell, Aidan	QB	6-3	210	9/1/1998	2	Purdue	Long Grove, Ill.	D4b-'23
66	Parham, Dylan	G	6-3	285	8/24/1999	3	Memphis	Carrollton, Ga.	D3-'22
75	Peat, Andrus	G/T	6-7	316	11/4/1993	10	Stanford	Tempe, Ariz	FA-'24
20	Pola-Mao, Isaiah	S	6-4	205	6/30/1999	3	USC	Phoenix, Ariz.	UDFA-'22
58	Powers-Johnson, Jackson	G	6-3	328	1/23/2003	R	Oregon	Draper, Utah	D2-'24
25	Richardson, Decamerion	CB	6-2	188	3/16/2001	R	Mississippi State	Cullen, La.	D4-'24
10	Ridder, Desmond	QB	6-3	207	8/31/1999	3	Cincinnati	Louisville, KY	FA-'24
88	Shorter, Justin	TE	6-5	228	4/17/2000	2	Florida	Monmouth Junction, NJ	FA-'24
29	Smith II, Chris	S	5-11	195	5/1/2000	2	Georgia	Atlanta, Ga	D5-'23
49	Snowden, Charles	DE	6-7	245	3/27/1998	1	Virginia	Washington, D.C.	FA-'23
41	Spillane, Robert	LB	6-1	229	12/14/1995	6	Western Michigan	Oak Park, Ill.	UFA-'23 (Pit.)
37	Taylor, Trey	S	6-0	213	1/30/2001	R	Air Force	Frisco, Texas	D7a-'24
11	Tucker, Tre	WR	5-9	185	3/8/2001	2	Cincinnati	Akron, Ohio	D3b-'23
27	Webb, Sam	CB	6-2	195	5/19/1998	2	Missouri Western State	Excelsior Springs, Mo.	UDFA - '22
65	Whitehair, Cody	G	6-3	316	7/11/1992	9	Kansas State	Kearney, Neb.	FA-'24
9	Wilson, Tyree	DE	6-6	275	5/20/2000	2	Texas Tech	Henderson, Texas	D1-'23

Practice Squad (16)

55	Agoha, David	DE	6-4	252	5/18/2001	1		Bende in Abia State, Nigeria	IPPP-'23
72	Ayedze, Gottlieb	T	6-4	309	4/10/2000	R	Maryland	Germantown, Md.	FA-'24
81	Bachman, Alex	WR	6-0	190	5/29/1996	1	Wake Forest	Westlake Village, Calif.	FA-'24
26	Devonshire, M.J.	CB	5-11	186	9/12/2000	R	Pittsburgh	Aliquippa, PA	D7b-'24
31	Isaac, Keenan	CB	6-3	190	2/17/2000	1	Alabama State	Midfield, AL	FA-'24
4	Jackson, Shedrick	WR	6-1	200	10/20/1999	1	Auburn	Hoover, Ala.	FA-'24
13	Luton, Jake	QB	6-6	224	4/11/1996	2	Oregon State	Marysville, Wash.	FA-'24
92	Manoa, Tyler	DL	6-5	315	12/8/1999	R	Arizona	Hayward, CA	FA-'24
32	McAllister, Tyreik	WR	5-10	185	4/7/1998	1	Charleston (WV)	Dillon, S.C.	FA-'24
90	Oghoufo, Ovie	DE	6-4	250	3/27/2000	R	LSU	Lathrup Village, Mich.	FA-'24
67	Putnam, Will	C	6-4	301	8/13/2000	R	Clemson	Tampa, Fla.	UDFA-'24
86	Shenker, John Samuel	TE	6-4	249	9/2/1998	1	Auburn	Albany, Ga.	UDFA - '23
47	Smith, Brandon	LB	6-3	240	4/12/2001	2	Penn State	Louisa, Va.	FA-'24
35	Spiller, Isaiah	RB	6-1	215	8/9/2001	3	Texas A&M	Spring, Texas	FA-'24
78	Wagner, Dalton	T	6-8	320	10/5/1998	2	Arkansas	Spring Grove, Ill.	UDFA - '23
83	Wilkerson, Kristian	WR	6-1	214	1/10/1997	3	Southeast Missouri State	Memphis, Tenn.	FA-'23

Injured Reserve (13)

0	Bennett, Jakorian	CB	5-11	195	8/23/2000	2	Maryland	Mobile, Ala.	D4a-'23
98	Crosby, Maxx	DE	6-5	255	8/22/1997	6	Eastern Michigan	Colleyville, Texas	D4a-'19
1	Epps, Marcus	S	6-0	191	1/27/1996	6	Wyoming	Los Angeles, Calif.	UFA-'23 (Phi.)
80	Foreman, Jeff	WR	6-0	182	12/26/1999	R	Arkansas State	Oklahoma City, Okla.	UDFA-'24
60	Fox, Tomari	DT	6-2	288	3/24/2001	R	North Carolina	Lawrenceville, Ga.	UDFA-'24
63	Johanning, Jake	G	6-2	290	12/2/2000	R	Furman	Greenville, S.C.	UDFA-'24
51	Koonce, Malcolm	DE	6-3	250	6/6/1998	4	Buffalo	Peekskill, N.Y.	D3a-'21
59	Masterson, Luke	LB	6-1	220	1/7/1998	3	Wake Forest	Naples, Fla.	UDFA-'22
28	McCormick, Sincere	RB	5-9	205	9/10/2000	2	Texas-San Antonio	Converse, Texas	UDFA - '22
15	Minshew II, Gardner	QB	6-1	225	5/16/1996	6	Washington State	Brandon, Miss.	UFA-'24 (Ind.)
19	Turner, DJ	WR	5-9	205	1/18/1997	3	Pittsburgh	Glenarden, Md.	UDFA-'21
3	White, Zamir	RB	6-0	215	9/18/1999	3	Georgia	Laurinburg, N.C.	D4a-'22
94	Wilkins, Christian	DT	6-4	310	12/20/1995	6	Clemson	Springfield, Mass.	UFA-'24 (Mia.)

NO.	NAME	POS	HT	WT	DOB	EXP	COLLEGE	HOMETOWN	HOW ACQ
2	Carlson, Daniel	K	6-5	215	1/23/1995	7	Auburn	Colorado Springs, Colo.	FA-'18
5	Deablo, Divine	LB	6-3	223	8/17/1998	4	Virginia Tech	Winston-Salem, N.C.	D3b-'21
6	Cole, AJ	P	6-4	220	11/27/1995	6	North Carolina State	College Park, Ga.	UDFA-'19
7	Moehrig, Tre'von	S	6-2	202	6/16/1999	4	TCU	Spring Branch, Texas	D2-'21
8	Abdullah, Ameer	RB	5-9	203	6/13/1993	10	Nebraska	Birmingham, Ala.	UFA-'22 (Car.)
9	Wilson, Tyree	DE	6-6	275	5/20/2000	2	Texas Tech	Henderson, Texas	D1-'23
10	Ridder, Desmond	QB	6-3	207	8/31/1999	3	Cincinnati	Louisville, KY	FA-'24
11	Tucker, Tre	WR	5-9	185	3/8/2001	2	Cincinnati	Akron, Ohio	D3b-'23
12	O'Connell, Aidan	QB	6-3	210	9/1/1998	2	Purdue	Long Grove, Ill.	D4b-'23
14	Bradley, Carter	QB	6-3	213	3/9/2000	R	South Alabama	Jacksonville, Fla.	UDFA-'24
16	Meyers, Jakobi	WR	6-2	200	11/9/1996	6	North Carolina State	Lithonia, Ga.	UFA-'23 (NE)
18	Jones, Jack	CB	5-11	175	12/20/1997	3	Arizona State	Long Beach, Calif.	W-'23
20	Pola-Mao, Isaiah	S	6-4	205	6/30/1999	3	USC	Phoenix, Ariz.	UDFA-'22
22	Mattison, Alexander	RB	5-11	220	6/19/1998	6	Boise State	San Bernardino, Calif.	UFA-'24 (Min.)
23	Laube, Dylan	RB	5-10	206	12/14/1999	R	New Hampshire	Westhampton, N.Y.	D6-'24
25	Richardson, Decamerion	CB	6-2	188	3/16/2001	R	Mississippi State	Cullen, La.	D4-'24
27	Webb, Sam	CB	6-2	195	5/19/1998	2	Missouri Western State	Excelsior Springs, Mo.	UDFA - '22
29	Smith II, Chris	S	5-11	195	5/1/2000	2	Georgia	Atlanta, Ga	D5-'23
30	Holmes, Darnay	CB	5-10	195	6/23/1998	5	UCLA	Pasadena, Calif.	FA-'24
33	Collier, Chris	RB	5-11	210	3/24/2000	R	Lock Haven	Elmhurst, NY	FA '24
34	Harper, Thomas	S	5-8	195	11/5/2000	R	Notre Dame	Knoxville, Tenn.	W-'24 (LAC)
36	Kelly, Kyu Blu	CB	6-1	185	5/22/2001	2	Stanford	Las Vegas, Nev.	FA-'24
37	Taylor, Trey	S	6-0	213	1/30/2001	R	Air Force	Frisco, Texas	D7a-'24
39	Hobbs, Nate	CB	6-0	195	6/24/1999	4	Illinois	Louisville, Ky.	D5-'21
41	Spillane, Robert	LB	6-1	229	12/14/1995	6	Western Michigan	Oak Park, Ill.	UFA-'23 (Pit.)
43	Mauga, Kana'i	LB	6-2	245	1/8/2000	2	USC	Waianae, Hawaii	FA-'22
44	Chaisson, K'Lavon	DE	6-3	245	7/25/1999	5	LSU	Houston, Texas	FA-'24
45	Eichenberg, Tommy	LB	6-2	233	1/11/2001	R	Ohio State	Cleveland, Ohio	D5-'24
49	Snowden, Charles	DE	6-7	245	3/27/1998	1	Virginia	Washington, D.C.	FA-'23
50	Bobenmoyer, Jacob	LS	6-2	235	5/28/1997	5	Northern Colorado	Cheyenne, Wyo.	UFA-'23 (Den.)
53	Gainer, Amari	LB	6-3	236	6/22/2000	R	North Carolina	Tallahassee, Fla.	UDFA-'24
56	Burney, Amari	LB	6-2	228	6/19/2000	2	Florida	St. Petersburg, Fla.	D6-'23
58	Powers-Johnson, Jackson	G	6-3	328	1/23/2003	R	Oregon	Draper, Utah	D2-'24
61	Meredith, Jordan	G	6-2	300	1/4/1998	2	Western Kentucky	Bowling Green, Ky.	FA-'22
65	Whitehair, Cody	G	6-3	316	7/11/1992	9	Kansas State	Kearney, Neb.	FA-'24
66	Parham, Dylan	G	6-3	285	8/24/1999	3	Memphis	Carrollton, Ga.	D3-'22
68	James, Andre	C	6-4	300	5/2/1997	6	UCLA	Herriman, Utah	UDFA-'19
69	Butler, Adam	DT	6-5	300	4/12/1994	7	Vanderbilt	Duncanville, Texas	FA-'23
71	Glaze, DJ	T	6-4	315	8/4/2002	R	Maryland	Charlotte, NC	D3-'24
74	Miller, Kolton	T	6-8	325	10/9/1995	7	UCLA	Roseville, Calif.	D1-'18
75	Peat, Andrus	G/T	6-7	316	11/4/1993	10	Stanford	Tempe, Ariz	FA-'24
77	Munford Jr., Thayer	T	6-6	315	9/18/1999	3	Ohio State	Cincinnati, Ohio	D7a-'22
80	Marshall Jr., Terrace	WR	6-2	200	6/9/2000	4	LSU	Bossier City, La.	FA-'24
82	Keyton, Ramel	WR	6-2	191	9/14/2000	R	Tennessee	Marietta, Ga.	UDFA-'24
84	Bryant, Harrison	TE	6-5	240	4/23/1998	5	Florida Atlantic	Gray, Ga.	UFA-'24 (Cle.)
87	Mayer, Michael	TE	6-4	265	7/6/2001	2	Notre Dame	Edgewood, Ky.	D2-'23
88	Shorter, Justin	TE	6-5	228	4/17/2000	2	Florida	Monmouth Junction, NJ	FA-'24
89	Bowers, Brock	TE	6-3	243	12/13/2002	R	Georgia	Napa, Calif.	D1-'24
91	Butler, Matthew	DT	6-3	290	6/10/1999	2	Tennessee	Raleigh, N.C.	D5 - '22
93	Carter, Zach	DT	6-4	302	7/4/1999	3	Florida	Tampa, Fla.	FA-'24
95	Jenkins, John	DT	6-3	327	7/11/1989	12	Georgia	Meriden, Conn.	UFA-'23 (Mia.)
96	Laulu, Jonah	DT	6-5	292	6/30/2000	R	Oklahoma	Las Vegas, NV	W-'24 (Ind.)
99	Carter II, Andre	DE	6-6	256	3/28/2000	2	Army	Missouri City, Texas	FA-'24

Practice Squad (16)

4	Jackson, Shedrick	WR	6-1	200	10/20/1999	1	Auburn	Hoover, Ala.	FA'24
13	Luton, Jake	QB	6-6	224	4/11/1996	2	Oregon State	Marysville, Wash.	FA-24
26	Devonshire, M.J.	CB	5-11	186	9/12/2000	R	Pittsburgh	Aliquippa, PA	D7b-'24
31	Isaac, Keenan	CB	6-3	190	2/17/2000	1	Alabama State	Midfield, AL	FA-'24
32	McAllister, Tyreik	WR	5-10	185	4/7/1998	1	Charleston (WV)	Dillon, S.C.	FA-'24
35	Spiller, Isaiah	RB	6-1	215	8/9/2001	3	Texas A&M	Spring, Texas	FA-'24
47	Smith, Brandon	LB	6-3	240	4/12/2001	2	Penn State	Louisa, Va.	FA-24
55	Agoha, David	DE	6-4	252	5/18/2001	1		Bende in Abia State, Nigeria	IPPP-'23
67	Putnam, Will	C	6-4	301	8/13/2000	R	Clemson	Tampa, Fla.	UDFA-'24
72	Ayedze, Gottlieb	T	6-4	309	4/10/2000	R	Maryland	Germantown, Md.	FA-'24
78	Wagner, Dalton	T	6-8	320	10/5/1998	2	Arkansas	Spring Grove, Ill.	UDFA - '23
81	Bachman, Alex	WR	6-0	190	5/29/1996	1	Wake Forest	Westlake Village, Calif.	FA-'24
83	Wilkerson, Kristian	WR	6-1	214	1/10/1997	3	Southeast Missouri State	Memphis, Tenn.	FA-'23
86	Shenker, John Samuel	TE	6-4	249	9/2/1998	1	Auburn	Albany, Ga.	UDFA - '23
90	Oghoufo, Ovie	DE	6-4	250	3/27/2000	R	LSU	Lathrup Village, Mich.	FA-'24
92	Manoa, Tyler	DL	6-5	315	12/8/1999	R	Arizona	Hayward, CA	FA-24

Injured Reserve (13)

0	Bennett, Jakorian	CB	5-11	195	8/23/2000	2	Maryland	Mobile, Ala.	D4a-'23
1	Epps, Marcus	S	6-0	191	1/27/1996	6	Wyoming	Los Angeles, Calif.	UFA-'23 (Phi.)
3	White, Zamir	RB	6-0	215	9/18/1999	3	Georgia	Laurinburg, N.C.	D4a-'22
15	Minshew II, Gardner	QB	6-1	225	5/16/1996	6	Washington State	Brandon, Miss.	UFA-'24 (Ind.)
19	Turner, DJ	WR	5-9	205	1/18/1997	3	Pittsburgh	Glenarden, Md.	UDFA-'21
28	McCormick, Sincere	RB	5-9	205	9/10/2000	2	Texas-San Antonio	Converse, Texas	UDFA - '22
51	Koonce, Malcolm	DE	6-3	250	6/6/1998	4	Buffalo	Peekskill, N.Y.	D3a-'21
59	Masterson, Luke	LB	6-1	220	1/7/1998	3	Wake Forest	Naples, Fla.	UDFA-'22
60	Fox, Tomari	DT	6-2	288	3/24/2001	R	North Carolina	Lawrenceville, Ga.	UDFA-'24
63	Johanning, Jake	G	6-2	290	12/2/2000	R	Furman	Greenville, S.C.	UDFA-'24
80	Foreman, Jeff	WR	6-0	182	12/26/1999	R	Arkansas State	Oklahoma City, Okla.	UDFA-'24
94	Wilkins, Christian	DT	6-4	310	12/20/1995	6	Clemson	Springfield, Mass.	UFA-'24 (Mia.)
98	Crosby, Maxx	DE	6-5	255	8/22/1997	6	Eastern Michigan	Colleyville, Texas	D4a-'19

ROSTER/DEPTH CHART

(As of December 24, 2024)

OFFENSE

WR	16 Jakobi Meyers	<u>82 Ramel Keyton</u>	
LT	74 Kolton Miller	75 Andrus Peat	
LG	<u>58 Jackson Powers-Johnson</u>	61 Jordan Meredith	
C	68 Andre James		
RG	66 Dylan Parham	65 Cody Whitehair	
RT	<u>71 DJ Glaze</u>	77 Thayer Munford Jr.	
TE	87 Michael Mayer	84 Harrison Bryant	
TE	<u>89 Brock Bowers</u>	88 Justin Shorter	
WR	11 Tre Tucker	80 Terrace Marshall Jr.	
QB	12 Aidan O'Connell	10 Desmond Ridder	<u>14 Carter Bradley</u>
RB	22 Alexander Mattison	8 Ameer Abdullah	<u>23 Dylan Laube</u> <u>33 Chris Collier</u>

DEFENSE

DE	9 Tyree Wilson	99 Andre Carter II	
DT	95 John Jenkins	93 Zach Carter	
DT	69 Adam Butler	<u>96 Jonah LauLu</u>	91 Matthew Butler
DE	49 Charles Snowden	44 K'Lavon Chaisson	
OLB	5 Divine Deablo	43 Kana'i Mauga	<u>53 Amari Gainer</u>
MLB	41 Robert Spillane	<u>45 Tommy Eichenberg</u>	56 Amari Burney
CB	39 Nate Hobbs	30 Darnay Holmes	
CB	<u>25 Decamerion Richardson</u>	36 Kyu Blu Kelly	
CB	18 Jack Jones	27 Sam Webb	
FS	7 Tre'veon Moehrig	<u>34 Thomas Harper</u>	<u>37 Trey Taylor</u>
SS	20 Isaiah Pola-Mao	29 Chris Smith II	

SPECIALISTS

P	6 AJ Cole	
K	2 Daniel Carlson	
H	6 AJ Cole	
LS	50 Jacob Bobenmoyer	
KR	8 Ameer Abdullah	<u>23 Dylan Laube</u>
PR	8 Ameer Abdullah	11 Tre Tucker

PRONUNCIATION GUIDE

Ameer Abdullah	uh-MEER abb-DOOL-uh	Kana'i Mauga	MAW-ga
Jacob Bobenmoyer	BOBB-en-my-er	Tre'veon Moehrig	TRAY-von MAIR-igg
Amari Burney	ahh-MARR-ee	Dylan Parham	PARR-um
K'Lavon Chaisson	KAY-luh-vahn Chase-on	Andrus Peat	ANN-druss / PEET
Divine Deablo	dee-ABB-loh	Isaiah Pola-Mao	POE-luh-MOW
Ramel Keyton	ra-MEL	Decamerion Richardson	De-cam-ree-ON
Dylan Laube	Lao-Bee	Robert Spillane	spuh-LANE
Jonah LauLu	lah-OO-loo		

ROSTER/POSITIONAL

NO.	NAME	POS.	HT.	WT.	AGE	EXP.	COLLEGE	HOMETOWN	HOW ACQ.
QUARTERBACKS (5)									
10	Ridder, Desmond	QB	6-3	207	25	3	Cincinnati	Louisville, KY	FA-'24
12	O'Connell, Aidan	QB	6-3	210	26	2	Purdue	Long Grove, Ill.	D4b-'23
13	Luton, Jake (PS)	QB	6-6	224	28	2	Oregon State	Marysville, Wash.	FA-'24
14	Bradley, Carter	QB	6-3	213	24	R	South Alabama	Jacksonville, Fla.	UDFA-'24
15	Minshew II, Gardner (IR)	QB	6-1	225	28	6	Washington State	Brandon, Miss.	UFA-'24 (Ind.)
RUNNING BACKS (7)									
3	White, Zamir (IR)	RB	6-0	215	25	3	Georgia	Laurinburg, N.C.	D4a-'22
8	Abdullah, Ameer	RB	5-9	203	31	10	Nebraska	Birmingham, Ala.	UFA-'22 (Car.)
22	Mattison, Alexander	RB	5-11	220	26	6	Boise State	San Bernardino, Calif.	UFA-'24 (Min.)
23	Laube, Dylan	RB	5-10	206	25	R	New Hampshire	Westhampton, N.Y.	D6-'24
28	McCormick, Sincere (IR)	RB	5-9	205	24	2	Texas-San Antonio	Converse, Texas	UDFA-'22
33	Collier, Chris	RB	5-11	210	24	R	Lock Haven	Elmhurst, NY	FA-'24
35	Spiller, Isaiah (PS)	RB	6-1	215	23	3	Texas A&M	Spring, Texas	FA-'24
WIDE RECEIVERS (10)									
4	Jackson, Shedrick (PS)	WR	6-1	200	25	1	Auburn	Hoover, Ala.	FA-'24
11	Tucker, Tre	WR	5-9	185	23	2	Cincinnati	Akron, Ohio	D3b-'23
16	Meyers, Jakobi	WR	6-2	200	28	6	North Carolina State	Lithonia, Ga.	UFA-'23 (NE)
19	Turner, DJ (IR)	WR	5-9	205	27	3	Pittsburgh	Glenarden, Md.	UDFA-'21
32	McAllister, Tyreik (PS)	WR	5-10	185	26	1	Charleston (WV)	Dillon, S.C.	FA-'24
80	Foreman, Jeff (IR)	WR	6-0	182	24	R	Arkansas State	Oklahoma City, Okla.	UDFA-'24
80	Marshall Jr., Terrace	WR	6-2	200	24	4	LSU	Bossier City, La.	FA-'24
81	Bachman, Alex (PS)	WR	6-0	190	28	1	Wake Forest	Westlake Village, Calif.	FA-'24
82	Keyton, Ramel	WR	6-2	191	24	R	Tennessee	Marietta, Ga.	UDFA-'24
83	Wilkerson, Kristian (PS)	WR	6-1	214	27	3	Southeast Missouri State	Memphis, Tenn.	FA-'23
TIGHT ENDS (5)									
84	Bryant, Harrison	TE	6-5	240	26	5	Florida Atlantic	Gray, Ga.	UFA-'24 (Cle.)
86	Shenker, John Samuel (PS)	TE	6-4	249	26	1	Auburn	Albany, Ga.	UDFA-'23
87	Mayer, Michael	TE	6-4	265	23	2	Notre Dame	Edgewood, Ky.	D2-'23
88	Shorter, Justin	TE	6-5	228	24	2	Florida	Monmouth Junction, NJ	FA-'24
89	Bowers, Brock	TE	6-3	243	22	R	Georgia	Napa, Calif.	D1-'24
OFFENSIVE LINE (13)									
58	Powers-Johnson, Jackson	G	6-3	328	21	R	Oregon	Draper, Utah	D2-'24
61	Meredith, Jordan	G	6-2	300	26	2	Western Kentucky	Bowling Green, Ky.	FA-'22
63	Johanning, Jake (IR)	G	6-2	290	24	R	Furman	Greenville, S.C.	UDFA-'24
65	Whitehair, Cody	G	6-3	316	32	9	Kansas State	Kearney, Neb.	FA-'24
66	Parham, Dylan	G	6-3	285	25	3	Memphis	Carrollton, Ga.	D3-'22
67	Putnam, Will (PS)	C	6-4	301	24	R	Clemson	Tampa, Fla.	UDFA-'24
68	James, Andre	C	6-4	300	27	6	UCLA	Herriman, Utah	UDFA-'19
71	Glaze, DJ	T	6-4	315	22	R	Maryland	Charlotte, NC	D3-'24
72	Ayedze, Gottlieb (PS)	T	6-4	309	24	R	Maryland	Germanatown, Md.	FA-'24
74	Miller, Kolton	T	6-8	325	29	7	UCLA	Roseville, Calif.	D1-'18
75	Peat, Andrus	G/T	6-7	316	31	10	Stanford	Tempe, Ariz	FA-'24
77	Munford Jr., Thayer	T	6-6	315	25	3	Ohio State	Cincinnati, Ohio	D7a-'22
78	Wagner, Dalton (PS)	T	6-8	320	26	2	Arkansas	Spring Grove, Ill.	UDFA-'23
LINEBACKERS (8)									
5	Deablo, Divine	LB	6-3	223	26	4	Virginia Tech	Winston-Salem, N.C.	D3b-'21
41	Spillane, Robert	LB	6-1	229	29	6	Western Michigan	Oak Park, Ill.	UFA-'23 (Pit.)
43	Mauga, Kana'i	LB	6-2	245	24	2	USC	Waianae, Hawaii	FA-'22
45	Eichenberg, Tommy	LB	6-2	233	23	R	Ohio State	Cleveland, Ohio	D5-'24
47	Smith, Brandon (PS)	LB	6-3	240	23	2	Penn State	Louisa, Va.	FA-'24
53	Gainer, Amari	LB	6-3	236	24	R	North Carolina	Tallahassee, Fla.	UDFA-'24
56	Burney, Amari	LB	6-2	228	24	2	Florida	St. Petersburg, Fla.	D6-'23
59	Masterson, Luke (IR)	LB	6-1	220	26	3	Wake Forest	Naples, Fla.	UDFA-'22
DEFENSIVE BACKS (15)									
0	Bennett, Jakorian (IR)	CB	5-11	195	24	2	Maryland	Mobile, Ala.	D4a-'23
1	Epps, Marcus (IR)	S	6-0	191	28	6	Wyoming	Los Angeles, Calif.	UFA-'23 (Phi.)
7	Moehrig, Tre'von	S	6-2	202	25	4	TCU	Spring Branch, Texas	D2-'21
18	Jones, Jack	CB	5-11	175	27	3	Arizona State	Long Beach, Calif.	W-'23
20	Pola-Mao, Isaiah	S	6-4	205	25	3	USC	Phoenix, Ariz.	UDFA-'22
25	Richardson, Decameron	CB	6-2	188	23	R	Mississippi State	Cullen, La.	D4-'24
26	Devonshire, M.J. (PS)	CB	5-11	186	24	R	Pittsburgh	Aliquippa, PA	D7b-'24
27	Webb, Sam	CB	6-2	195	26	2	Missouri Western State	Excelsior Springs, Mo.	UDFA-'22
29	Smith II, Chris	S	5-11	195	24	2	Georgia	Atlanta, Ga	D5-'23
30	Holmes, Darnay	CB	5-10	195	26	5	UCLA	Pasadena, Calif.	FA-'24
31	Isaac, Keenan (PS)	CB	6-3	190	24	1	Alabama State	Midfield, AL	FA-'24
34	Harper, Thomas	S	5-8	195	24	R	Notre Dame	Knoxville, Tenn.	W-'24 (LAC)
36	Kelly, Kyu Blu	CB	6-1	185	23	2	Stanford	Las Vegas, Nev.	FA-'24
37	Taylor, Trey	S	6-0	213	23	R	Air Force	Frisco, Texas	D7a-'24
39	Hobbs, Nate	CB	6-0	195	25	4	Illinois	Louisville, Ky.	D5-'21
DEFENSIVE LINE (16)									
9	Wilson, Tyree	DE	6-6	275	24	2	Texas Tech	Henderson, Texas	D1-'23
44	Chaisson, K'Lavon	DE	6-3	245	25	5	LSU	Houston, Texas	FA-'24
49	Snowden, Charles	DE	6-7	245	26	1	Virginia	Washington, D.C.	FA-'23
51	Koonce, Malcolm (IR)	DE	6-3	250	26	4	Buffalo	Peekskill, N.Y.	D3a-'21
55	Agoha, David (PS)	DE	6-4	252	23	1		Bende in Abia State, Nigeria	IPPP-'23
60	Fox, Tomari (IR)	DT	6-2	288	23	R	North Carolina	Lawrenceville, Ga.	UDFA-'24
69	Butler, Adam	DT	6-5	300	30	7	Vanderbilt	Duncanville, Texas	FA-'23
90	Oghoufo, Ovie (PS)	DE	6-4	250	24	R	LSU	Lathrup Village, Mich.	FA-'24
91	Butler, Matthew	DT	6-3	290	25	2	Tennessee	Raleigh, N.C.	D5-'22
92	Manoa, Tyler (PS)	DL	6-5	315	25	R	Arizona	Hayward, CA	FA-'24
93	Carter, Zach	DT	6-4	302	25	3	Florida	Tampa, Fla.	FA-'24
94	Wilkins, Christian (IR)	DT	6-4	310	29	6	Clemson	Springfield, Mass.	UFA-'24 (Mia.)
95	Jenkins, John	DT	6-3	327	35	12	Georgia	Meriden, Conn.	UFA-'23 (Mia.)
96	Laulu, Jonah	DT	6-5	292	24	R	Oklahoma	Las Vegas, NV	W-'24 (Ind.)
98	Crosby, Maxx (IR)	DE	6-5	255	27	6	Eastern Michigan	Colleyville, Texas	D4a-'19
99	Carter II, Andre	DE	6-6	256	24	2	Army	Missouri City, Texas	FA-'24
SPECIALISTS (3)									

ROSTER/POSITIONAL

2	Carlson, Daniel	K	6-5	215	29	7	Auburn	Colorado Springs, Colo.	FA-'18
6	Cole, AJ	P	6-4	220	29	6	North Carolina State	College Park, Ga.	UDFA-'19
50	Bobenmoyer, Jacob	LS	6-2	235	27	5	Northern Colorado	Cheyenne, Wyo.	UFA-'23 (Den.)

YEAR	DRAFTEES (25)	FREE AGENTS (33)	COLLEGE FREE AGENTS (16)	TRADES/WAIVERS (3)
2018	T Kolton Miller (1)	K Daniel Carlson (FA-'18)		
2019	DE Maxx Crosby (4a) *		P AJ Cole (UDFA-'19) C Andre James (UDFA-'19) WR DJ Turner (UDFA-'21) *	
2021	S Tre'von Moehrig (2) DE Malcolm Koonce (3a) * LB Divine Deablo (3b) CB Nate Hobbs (5)			
2022	G Dylan Parham (3) RB Zamir White (4a) * DT Matthew Butler (5) T Thayer Munford Jr. (7a)	RB Ameer Abdullah (UFA-'22 Car.) LB Kana'i Mauga (FA-'22) RB Sincere McCormick (UDFA-'22) * G Jordan Meredith (FA-'22)	LB Luke Masterson (UDFA-'22) * S Isaiah Pola-Mao (UDFA-'22) CB Sam Webb (UDFA-'22)	
2023	DE Tyree Wilson (1) TE Michael Mayer (2) WR Tre Tucker (3b) CB Jakorian Bennett (4a) * QB Aidan O'Connell (4b) S Chris Smith II (5) LB Amari Burney (6)	DE David Agoha (IPPP-'23) ^ LS Jacob Bobenmoyer (UFA-'23 Den.) DT Adam Butler (FA-'23) S Marcus Epps (UFA-'23 Phi.) * DT John Jenkins (UFA-'23 Mia.) WR Jakobi Meyers (UFA-'23 NE) LB Robert Spillane (UFA-'23 Pit.) WR Kristian Wilkerson (FA-'23) ^	TE John Samuel Shenker (UDFA - CB Jack Jones (W-'23) '23) ^ DE Charles Snowden (FA-'23) T Dalton Wagner (UDFA - '23) ^	
2024	TE Brock Bowers (1) G Jackson Powers-Johnson (2) T DJ Glaze (3) CB Decamerion Richardson (4) LB Tommy Eichenberg (5) RB Dylan Laube (6) S Trey Taylor (7) CB M.J. Devonshire (7b) ^	T Gottlieb Ayedze (FA-'24) ^ WR Alex Bachman (FA-'24) ^ TE Harrison Bryant (UFA-'24 Cle.) DE Andre Carter II (FA-'24) DE K'Lavon Chaisson (FA-'24) RB Chris Collier (FA-'24) CB Darnay Holmes (FA-'24) CB Keenan Isaac (FA-'24) ^ CB Kyu Blu Kelly (FA-'24) QB Jake Luton (FA-24) ^ WR Terrace Marshall Jr. (FA-'24) RB Alexander Mattison (UFA-'24 Min.) WR Tyreik McAllister (FA-'24) ^ QB Gardner Minshew II (UFA-'24 Ind.) * DE Ovie Oghoufo (FA-'24) ^ G/T Andrus Peat (FA-'24) QB Desmond Ridder (FA-'24) TE Justin Shorter (FA-'24) G Cody Whitehair (FA-'24) DT Christian Wilkins (UFA-'24 Mia.) *	QB Carter Bradley (UDFA-'24) WR Jeff Foreman (UDFA-'24) * DT Tomari Fox (UDFA-'24) * LB Amari Gainer (UDFA-'24) G Jake Johanning (UDFA-'24) * WR Ramel Keyton (UDFA-'24) C Will Putnam (UDFA-'24) ^	S Thomas Harper (W-'24 LAC) DT Jonah Lauulu (W-'24 Ind.)

Key: * Injured Reserve, ^ Practice Squad

ROSTER/GAME-BY-GAME STARTERS & INACTIVES

2024 REGULAR SEASON

OFFENSE

DATE	OPPONENT	WR	LT	LG	C	RG	RT	TE	TE	WR	WR	QB	RB
9/8	at LAC	T. Tucker	K. Miller	C. Whitehair	A. James	D. Parham	T. Munford Jr.	M. Mayer	--	D. Adams	J. Meyers	G. Minshew II	Z. White
9/15	at BAL	T. Tucker	K. Miller	A. Peat	A. James	D. Parham	T. Munford Jr.	<u>B. Bowers</u>	--	D. Adams	J. Meyers	G. Minshew II	Z. White
9/22	CAR	J. Meyers	K. Miller	C. Whitehair	A. James	D. Parham	T. Munford Jr.	<u>B. Bowers</u>	M. Mayer	D. Adams	--	G. Minshew II	Z. White
9/29	CLE	T. Tucker	K. Miller	<u>J. Powers-Johnson</u>	A. James	D. Parham	<u>D. Glaze</u>	<u>B. Bowers</u>	H. Bryant	J. Meyers	--	G. Minshew II	Z. White
10/6	at DEN	T. Tucker	K. Miller	<u>J. Powers-Johnson</u>	A. James	D. Parham	<u>D. Glaze</u>	<u>B. Bowers</u>	--	J. Meyers	D. Turner	G. Minshew II	A. Mattison
10/13	PIT	T. Tucker	K. Miller	<u>J. Powers-Johnson</u>	A. James	D. Parham	<u>D. Glaze</u>	<u>B. Bowers</u>	H. Bryant	D. Turner	--	A. O'Connell	A. Mattison
10/20	at LAR	T. Tucker	K. Miller	<u>J. Powers-Johnson</u>	A. James	J. Meredith	<u>D. Glaze</u>	<u>B. Bowers</u>	--	D. Turner	A. Bachman	A. O'Connell	A. Mattison
10/27	KC	T. Tucker	K. Miller	<u>J. Powers-Johnson</u>	A. James	J. Meredith	<u>D. Glaze</u>	<u>B. Bowers</u>	--	J. Meyers	D. Turner	G. Minshew II	A. Mattison
11/3	at CIN	T. Tucker	K. Miller	C. Whitehair	<u>J. Powers-Johnson</u>	J. Meredith	<u>D. Glaze</u>	T. Munford Jr.	<u>B. Bowers</u>	J. Meyers	--	G. Minshew II	A. Mattison
11/17	at MIA	T. Tucker	K. Miller	J. Meredith	<u>J. Powers-Johnson</u>	D. Parham	<u>D. Glaze</u>	<u>B. Bowers</u>	M. Mayer	J. Meyers	--	G. Minshew II	Z. White
11/24	DEN	D. Turner	K. Miller	J. Meredith	<u>J. Powers-Johnson</u>	D. Parham	<u>D. Glaze</u>	<u>B. Bowers</u>	M. Mayer	J. Meyers	--	G. Minshew II	A. Abdullah
11/29	at KC	T. Tucker	K. Miller	J. Meredith	<u>J. Powers-Johnson</u>	D. Parham	<u>D. Glaze</u>	<u>B. Bowers</u>	--	J. Meyers	D. Turner	A. O'Connell	A. Abdullah
12/8	at TB	T. Tucker	K. Miller	J. Meredith	<u>J. Powers-Johnson</u>	D. Parham	<u>D. Glaze</u>	<u>B. Bowers</u>	M. Mayer	J. Meyers	--	A. O'Connell	S. McCormick
12/16	ATL	T. Tucker	K. Miller	J. Meredith	<u>J. Powers-Johnson</u>	D. Parham	<u>D. Glaze</u>	<u>B. Bowers</u>	M. Mayer	J. Meyers	--	D. Ridder	S. McCormick
12/22	JAX	T. Tucker	K. Miller	<u>J. Powers-Johnson</u>	A. James	D. Parham	<u>D. Glaze</u>	<u>B. Bowers</u>	M. Mayer	J. Meyers	--	A. O'Connell/ D. Ridder	A. Mattison
12/29		--	--	--	--	--	--	--	--	--	--	--	--
1/5		--	--	--	--	--	--	--	--	--	--	--	--

2024 REGULAR SEASON

DEFENSE

DATE	OPPONENT	DE	DT	DT	DT	DE	LB	LB	CB	CB	CB	S	S	S
9/8	at LAC	M. Crosby	A. Butler	C. Wilkins	J. Jenkins	C. Snowden	D. Deablo	R. Spillane	J. Jones	N. Hobbs	--	T. Moehrig	M. Epps	--
9/15	at BAL	M. Crosby	A. Butler	C. Wilkins	J. Jenkins	C. Snowden	D. Deablo	R. Spillane	J. Jones	N. Hobbs	--	T. Moehrig	M. Epps	--
9/22	CAR	M. Crosby	--	C. Wilkins	J. Jenkins	J. Robinson	L. Masterson	R. Spillane	J. Jones	N. Hobbs	<u>J. Bennett</u>	T. Moehrig	M. Epps	--
9/29	CLE	T. Wilson	A. Butler	C. Wilkins	J. Jenkins	C. Snowden	L. Masterson	R. Spillane	J. Bennett	N. Hobbs	--	T. Moehrig	I. Pola-Mao	--
10/6	at DEN	M. Crosby	A. Butler	C. Wilkins	J. Jenkins	C. Snowden	<u>T. Eichenberg</u>	R. Spillane	J. Bennett	J. Jones	--	T. Moehrig	I. Pola-Mao	--
10/13	PIT	M. Crosby	A. Butler	J. Jenkins	M. Butler	C. Snowden	D. Deablo	R. Spillane	J. Jones	N. Hobbs	--	T. Moehrig	I. Pola-Mao	--
10/20	at LAR	M. Crosby	A. Butler	J. Jenkins	<u>J. Laulu</u>	C. Snowden	D. Deablo	R. Spillane	J. Bennett	J. Jones	--	T. Moehrig	I. Pola-Mao	--
10/27	KC	M. Crosby	A. Butler	J. Jenkins	--	K. Chaisson	D. Deablo	R. Spillane	J. Bennett	N. Hobbs	J. Jones	T. Moehrig	I. Pola-Mao	--
11/3	at CIN	M. Crosby	A. Butler	J. Jenkins	--	K. Chaisson	D. Deablo	R. Spillane	J. Bennett	N. Hobbs	J. Jones	T. Moehrig	I. Pola-Mao	--
11/17	at MIA	M. Crosby	A. Butler	J. Jenkins	<u>J. Laulu</u>	C. Snowden	D. Deablo	R. Spillane	J. Bennett	J. Jones	--	T. Moehrig	I. Pola-Mao	--
11/24	DEN	M. Crosby	A. Butler	J. Jenkins	<u>J. Laulu</u>	--	D. Deablo	R. Spillane	J. Jones	<u>D. Richardson</u>	--	T. Moehrig	I. Pola-Mao	<u>T. Harper</u>
11/29	at KC	M. Crosby	A. Butler	J. Jenkins	<u>J. Laulu</u>	--	D. Deablo	R. Spillane	J. Jones	<u>D. Richardson</u>	--	T. Moehrig	I. Pola-Mao	<u>T. Harper</u>
12/8	at TB	M. Crosby	A. Butler	J. Jenkins	--	T. Wilson	D. Deablo	R. Spillane	J. Jones	<u>D. Richardson</u>	D. Holmes	T. Moehrig	I. Pola-Mao	--
12/16	ATL	--	A. Butler	J. Jenkins	<u>J. Laulu</u>	T. Wilson	D. Deablo	R. Spillane	J. Jones	<u>D. Richardson</u>	--	T. Moehrig	I. Pola-Mao	<u>T. Harper</u>
12/22	JAX	C. Snowden	A. Butler	J. Jenkins	<u>J. Laulu</u>	K. Chaisson	D. Deablo	R. Spillane	J. Jones	<u>D. Richardson</u>	--	T. Moehrig	I. Pola-Mao	--
12/29		--	--	--	--	--	--	--	--	--	--	--	--	--
1/5		--	--	--	--	--	--	--	--	--	--	--	--	--

Rookies underlined.

2024 REGULAR SEASON INACTIVES

DATE	OPPONENT	1	2	3	4	5	6	7
09/08	at L.A. Chargers	<u>Tommy Eichenberg</u>	<u>Thomas Harper</u>	<u>Ramel Keyton</u>	<u>Dylan Laube</u>	<u>Jackson Powers-Johnson</u>	<u>Decamerion Richardson</u>	--
09/15	at Baltimore	<u>Thomas Harper</u>	<u>Ramel Keyton</u>	<u>Dylan Laube</u>	Tyreik McAllister	<u>Jackson Powers-Johnson</u>	<u>Decamerion Richardson</u>	Tyree Wilson
09/22	Carolina	Divine Deablo	<u>Ramel Keyton</u>	<u>Dylan Laube</u>	Tyreik McAllister	Jordan Meredith	<u>Decamerion Richardson</u>	--
09/29	Cleveland	Davante Adams	Maxx Crosby	Divine Deablo	Kana'i Mauga	Michael Mayer	Thayer Munford Jr.	<u>Decamerion Richardson</u>
10/06	at Denver	Davante Adams	Divine Deablo	Michael Mayer	Tyreik McAllister	Thayer Munford Jr.	<u>Decamerion Richardson</u>	Zamir White
10/13	Pittsburgh	Davante Adams	<u>Tommy Eichenberg</u>	Jakobi Meyers	Thayer Munford Jr.	Janarius Robinson	Sam Webb	Zamir White
10/20	at L.A. Rams	<u>Tommy Eichenberg</u>	<u>Dylan Laube</u>	Kana'i Mauga	Jakobi Meyers	Dylan Parham	Janarius Robinson	Sam Webb
10/27	Kansas City	Harrison Bryant	<u>Dylan Laube</u>	Kana'i Mauga	Tyreik McAllister	Dylan Parham	Sam Webb	--
11/03	at Cincinnati	Andre James	<u>Dylan Laube</u>	Janarius Robinson	<u>Trey Taylor</u>	Sam Webb	--	--
11/17	at Miami	Harrison Bryant	Zach Carter	Nate Hobbs	Andre James	<u>Dylan Laube</u>	<u>Trey Taylor</u>	Cody Whitehair
11/24	Denver	Jakorian Bennett	Harrison Bryant	Matthew Butler	Nate Hobbs	Alexander Mattison	Zamir White	Cody Whitehair
11/29	at Kansas City	Harrison Bryant	Matthew Butler	Nate Hobbs	<u>Ramel Keyton</u>	Alexander Mattison	Zamir White	Cody Whitehair
12/08	at Tampa Bay	Nate Hobbs	Alexander Mattison	Janarius Robinson	Zamir White	Cody Whitehair	--	--
12/16	Atlanta	Maxx Crosby	Aidan O'Connell	Andrus Peat	Charles Snowden	Sam Webb	--	--
12/22	Jacksonville	<u>Carter Bradley</u>	Matthew Butler	Nate Hobbs	Kana'i Mauga	Jordan Meredith	Sam Webb	--
12/29	at New Orleans	--	--	--	--	--	--	--

ROSTER/GAME-BY-GAME STARTERS & INACTIVES

01/05	L.A. Chargers	--	--	--	--	--	--	--
-------	---------------	----	----	----	----	----	----	----

Bold underline denotes rookie

PLAYER PARTICIPATION

2024 REGULAR SEASON LAS VEGAS RAIDERS PLAYER PARTICIPATION

PLAYERS	AT LAC	AT BAL	CAR	CLE	AT DEN	PIT	AT LAR	KC	AT CIN	AT MIA	DEN	AT KC	AT TB	ATL	JAX	GP	GS	DNP	IN	
Ameer Abdullah	P	P	P	P	P	P	P	P	P	P	P	RB	KR	P	P	15	2	0	0	
Davante Adams	WR	WR	WR	N	N	N	NOT	NOT	NOT	NOT	NOT	NOT	NOT	NOT	NOT	3	3	0	3	
David Agoha	PS	PS	PS	PS	PS	PS	PS	PS	PS	PS	PS	PS	PS	PS	PS	0	0	0	0	
Gottlieb Ayezde	NOT	NOT	NOT	PS	PS	PS	PS	PS	PS	PS	PS	PS	PS	PS	PS	0	0	0	0	
Alex Bachman	PS	PS	PS	P	P	P	WR	P	P	NOTT	PS	PS	PS	PS	PS	6	1	0	0	
Jakorian Bennett	P	P	CB	CB	CB	P	CB	CB	CB	CB	N	Active	IR	IR	IR	10	7	0	1	
Jacob Bobenmoyer	P	P	P	P	P	P	P	P	P	P	P	P	P	P	P	15	0	0	0	
Brock Bowers	P	TE	TE	TE	TE	TE	TE	TE	TE	TE	TE	TE	TE	TE	TE	15	14	0	0	
Carter Bradley	PS	PS	PS	PS	PS	PS	PS	X	PS	PS	PS	PS	PS	X	N	0	0	2	1	
Ben Brown	PS	PS	PS	PS	PS	NOT	NOT	NOT	NOT	NOT	NOT	NOT	NOT	NOT	NOT	0	0	0	0	
Harrison Bryant	P	P	P	TE	P	TE	P	N	P	N	N	N	P	P	P	11	2	0	4	
Amari Burney	P	P	P	P	P	P	P	P	P	P	P	P	P	P	P	15	0	0	0	
Adam Butler	DT	DT	P	DT	DT	DT	DT	DT	DT	DT	DT	DT	DT	DT	DT	15	14	0	0	
Matthew Butler	PS	PS	PS	PS	PS	DT	P	P	P	N	N	N	P	P	N	7	1	0	3	
Daniel Carlson	P	P	P	P	P	P	P	P	P	P	P	P	P	P	P	15	0	0	0	
Zach Carter	NOT	NOT	NOT	NOT	NOT	PS	PS	Active	P	N	P	P	P	P	P	6	0	0	1	
K'Lavon Chaisson	NOT	P	PS	P	P	P	P	DE	DE	DE	P	P	P	P	DE	13	4	0	0	
AJ Cole	P	P	P	P	P	P	P	P	P	P	P	P	P	P	P	15	0	0	0	
Chris Collier	NOT	NOT	NOT	NOT	NOT	NOT	NOT	NOT	NOT	NOT	NOT	NOT	PS	NOT	NOT	0	0	0	0	
Maxx Crosby	DE	DE	DE	N	N	DE	DE	DE	DE	DE	DE	DE	DE	N	IR	12	12	0	2	
Divine Deablo	OLB	OLB	N	N	N	OLB	OLB	OLB	OLB	OLB	OLB	OLB	OLB	OLB	OLB	12	12	0	3	
M.J. Devonshire	PS	PS	PS	PS	PS	PS	PS	PS	PS	PS	PS	PS	PS	PS	PS	0	0	0	0	
Tommy Eichenberg	N	P	P	P	MLB	N	N	P	P	P	P	P	P	P	P	12	1	0	3	
Marcus Epps	SS	SS	SS	IR	IR	IR	IR	IR	IR	IR	IR	IR	IR	IR	IR	3	3	0	0	
Jeff Foreman	IR	IR	IR	IR	IR	IR	IR	IR	IR	IR	IR	IR	IR	IR	IR	0	0	0	0	
Cole Fotheringham	NOT	NOT	NOT	NOT	PS	PS	PS	PS	PS	PS	PS	PS	PS	PS	NOT	0	0	0	0	
Tomari Fox	IR	IR	IR	IR	IR	IR	IR	IR	IR	IR	IR	IR	IR	IR	IR	0	0	0	0	
Amari Gainer	P	P	P	P	P	P	P	P	P	P	P	P	P	P	P	15	0	0	0	
DJ Glaze	P	P	P	RT	RT	RT	RT	RT	RT	RT	RT	RT	RT	RT	RT	15	12	0	0	
Jalen Guyton	PS	PS	PS	PS	PS	PS	PS	PS	PS	PS	NOT	NOT	NOT	NOT	NOT	0	0	0	0	
Thomas Harper	N	N	P	P	P	P	P	P	P	P	FS	FS	P	FS	P	13	3	0	2	
Nate Hobbs	CB	CB	CB	CB	P	CB	P	CB	CB	N	N	N	N	P	N	10	7	0	5	
Darnay Holmes	P	P	P	P	P	P	P	P	P	P	P	P	CB	P	P	15	1	0	0	
Andre James	C	C	C	C	C	C	C	C	N	N	P	X	X	P	C	11	9	2	2	
John Jenkins	DT	DT	DT	DT	DT	DT	DT	DT	DT	DT	DT	DT	DT	DT	DT	15	15	0	0	
Jake Johanning	IR	IR	IR	IR	IR	IR	IR	IR	IR	IR	IR	IR	IR	IR	IR	0	0	0	0	
Jack Jones	CB	CB	CB	P	CB	CB	CB	CB	CB	CB	CB	CB	CB	CB	CB	15	14	0	0	
Kyu Blu Kelly	NOT	PS	PS	PS	PS	PS	PS	PS	PS	PS	P	X	PS	PS	P	2	0	1	0	
Ramel Keyton	N	N	N	PS	PS	PS	PS	PS	P	P	N	P	P	P	P	6	0	0	4	
Malcolm Koonce	IR	IR	IR	IR	IR	IR	IR	IR	IR	IR	IR	IR	IR	IR	IR	0	0	0	0	
Dylan Laube	N	N	N	P	P	P	N	N	N	N	P	P	P	P	P	8	0	0	7	
Jonah Lauu	P	P	P	P	P	P	DT	DT	P	DT	DT	DT	P	NOT	NOT	13	5	0	0	
Terrace Marshall Jr.	NOT	NOT	NOT	NOT	NOT	NOT	NOTT	PS	PS	P	PS	P	P	P	P	5	0	0	0	
Luke Masterson	P	P	OLB	OLB	IR	IR	IR	IR	IR	IR	IR	IR	IR	IR	IR	4	2	0	0	
Alexander Mattison	P	P	P	P	RB	RB	RB	RB	RB	P	N	N	N	P	RB	12	6	0	3	
Kana'i Mauga	P	P	P	N	P	P	N	N	P	P	P	P	P	P	N	11	0	0	4	
Michael Mayer	TE	P	TE	N	N	NFI	NFI	NFI	NFI	TE	TE	P	TE	TE	TE	9	7	0	2	
Tyreik McAllister	P	N	N	P	N	X	P	N	PS	PS	PS	PS	PS	PS	PS	3	0	1	4	
Marquan McCall	NOT	NOT	NOT	NOT	NOT	PS	PS	PS	PS	PS	PS	PS	PS	NOT	NOT	0	0	0	0	
Sincere McCormick	PS	PS	PS	PS	P	PS	PS	PS	PS	PS	P	P	RB	RB	IR	5	2	0	0	
Jordan Meredith	P	P	N	P	P	P	RG	RG	RG	RG	RG	RG	RG	LG	LG	N	13	8	0	2
Jakobi Meyers	WR	WR	WR	WR	WR	N	N	WR	WR	WR	WR	WR	WR	WR	WR	13	13	0	2	
Kolton Miller	LT	LT	LT	LT	LT	LT	LT	LT	LT	LT	LT	LT	LT	LT	LT	15	15	0	0	
Gardner Minshew II	QB	QB	QB	QB	QB	X	P	QB	QB	QB	QB	Active	IR	IR	IR	10	9	1	0	
Tre'von Moehrig	FS	FS	FS	FS	FS	FS	FS	FS	FS	FS	FS	FS	FS	FS	FS	15	15	0	0	
Thayer Munford Jr.	RT	RT	RT	N	N	N	P	P	RT	P	P	P	P	P	P	12	4	0	3	
Aidan O'Connell	X	X	P	X	P	QB	QB	IR	IR	IR	IR	QB	QB	N	QB	7	5	3	1	
Dylan Parham	RG	RG	RG	RG	RG	RG	N	N	P	RG	RG	RG	RG	RG	RG	13	12	0	2	
Andrus Peat	P	LT	P	P	P	P	P	P	P	P	P	P	P	N	P	14	1	0	1	
Nathan Peterman	NOT	NOT	NOT	NOT	NOT	NOT	NOT	NOT	NOT	NOT	NOT	NOT	NOT	PS	NOT	0	0	0	0	
Isaiah Pola-Mao	P	P	P	SS	SS	SS	SS	SS	SS	SS	SS	SS	SS	SS	SS	15	12	0	0	
Jackson Powers-Johnson	N	N	P	LG	LG	LG	LG	LG	LG	LG	LG	LG	LG	LG	LG	13	12	0	2	
Will Putnam	PS	PS	PS	PS	PS	PS	PS	PS	PS	X	PS	PS	PS	PS	PS	0	0	1	0	
Decamerion Richardson	N	N	N	N	N	P	P	P	P	P	P	CB	CB	CB	CB	10	5	0	5	
Desmond Ridder	NOT	NOT	NOT	NOT	NOT	NOT	NOT	P	P	X	P	X	P	QB	QB	6	2	2	0	
Janarius Robinson	P	P	DE	P	P	N	N	P	N	P	P	P	N	P	R/SUS	10	1	0	4	
Phalen Sanford	PS	PS	PS	PS	NOT	NOT	NOT	NOT	NOT	NOT	NOT	NOT	NOT	NOT	NOT	0	0	0	0	
John Samuel Shenker	PS	PS	PS	P	P	P	P	P	PS	PS	PS	PS	PS	PS	P	6	0	0	0	
Justin Shorter	PS	PS	PS	PS	PS	PS	P	P	P	P	P	NOT	NOT	NOT	NOT	5	0	0	0	
Nesta Jade Silvera	P	P	P	P	P	P	P	NOT	NOT	NOT	NOT	NOT	NOT	NOT	NOT	7	0	0	0	
Chris Smith II	P	P	P	P	P	P	P	P	P	P	P	P	P	P	P	15	0	0	0	
Charles Snowden	DE	DE	P	DE	DE	DE	DE	P	P	DE	P	P	P	N	DE	14	8	0	1	
Robert Spillane	MLB	MLB	MLB	MLB	MLB	MLB	MLB	MLB	MLB	MLB	MLB	MLB	MLB	MLB	MLB	15	15	0	0	
Trey Taylor	IRD	IRD	IRD	IRD	IRD	P	P	P	N	N	P	P	P	P	P	8	0	0	2	
Tre Tucker	WR	WR	P	WR	WR	WR	WR	WR	WR	WR	P	WR	PR	PR	PR	15	13	0	0	
DJ Turner	P	P	P	P	WR	WR	WR	WR	P	P	WR	KR	IR	IR	IR	12	6	0	0	
Dalton Wagner	PS	PS	PS	PS	PS	PS	PS	PS	PS	PS	PS	PS	PS	PS	PS	0	0	0	0	
Sam Webb	P	P	P	P	P	N	N	N	N	P	P	P	P	N	N	9	0	0	6	
Trevon Wesco	NOT	NOT	NOT	NOT	NOT	NOT	NOT	PS	PS	PS	NOT	NOT	NOT	NOT	NOT	0	0	0	0	
Cody Whitehair	LG	P	LG	P	P	P	P	P	LG	N	N	N	N	P	P	11	3	0	4	
Zamir White	RB	RB	RB	RB	N	N	P	P	P	RB	N	N	N	IR	IR	8	5	0	5	
Kristian Wilkerson	PS	PS	PS	PS	PS	P	P	PS	PS	PS	PS	PS	P	PS	PS	3	0	0	0	
Christian Wilkins	DT	DT	DT	DT	DT	IR	IR	IR	IR	IR	IR	IR	IR	IR	IR	5	5	0	0	

PLAYER PARTICIPATION

Tyree Wilson	P	N	P	DE	P	P	P	P	P	P	P	P	P	DE	DE	P	14	3	0	1
--------------	---	---	---	----	---	---	---	---	---	---	---	---	---	----	----	---	----	---	---	---

LEGEND:
 CAPS=Starter, P=Player was a substitution, N=On Inactive List, X=Did Not Play (Non-injury), NOT=Not on Roster, PS=Practice Squad, IR=Injured Reserve, NFI=Non-Football Illness (NFI), R/SUS=Reserve/League Susp., IRD=Injured Reserve - Designated For Return, NOTT=Not on any Team

ROSTER/TRANSACTIONS

DATE	POS.	PLAYER	TRANSACTION	POS.	PLAYER	TRANSACTION
12/21	CB	Kyu Kelly	Signed to active roster	TE	John Samuel Shenker	Activated from practice squad
12/18	RB	Chris Collier	Signed to active roster	DE	Andre Carter II	Signed to active roster from Minnesota Vikings practice squad
	DE	Maxx Crosby	Placed on Reserve/Injured List	RB	Sincere McCormick	Placed on Reserve/Injured List
	DE	Ovie Oghoufo	Signed to practice squad	RB	Isaiah Spiller	Signed to practice squad
12/17	DE	Janarius Robinson	Placed on Reserve/Suspended List	TE	Cole Fotheringham	Released from practice squad
12/10	RB	Zamir White	Placed on Reserve/Injured List	QB	Carter Bradley	Signed to active roster
	DT	Marquan McCall	Released from practice squad	QB	Jake Luton	Signed to practice squad
	DT	Tyler Manoa	Signed to practice squad			
12/9	WR	Kristian Wilkerson	Reverted to practice squad			
12/7	WR	Kristian Wilkerson	Activated from practice squad			
12/4	WR	Shedrick Jackson	Signed to practice squad	LB	Brandon Smith	Signed to practice squad
12/3	WR	DJ Turner	Placed on Reserve/Injured List	RB	Sincere McCormick	Signed to active roster
11/30	CB	Kyu Kelly	Reverted to practice squad	RB	Sincere McCormick	Reverted to practice squad
11/28	QB	Aidan O'Connell	Activated from Reserve/Injured List	WR	Terrace Marshall Jr.	Signed to active roster
	CB	Jakorian Bennett	Placed on Reserve/Injured List	QB	Gardner Minshew II	Placed on Reserve/Injured List
	CB	Kyu Kelly	Activated from practice squad	RB	Sincere McCormick	Activated from practice squad
11/25	CB	Kyu Kelly	Reverted to practice squad	RB	Sincere McCormick	Reverted to practice squad
11/23	CB	Kyu Kelly	Activated from practice squad	RB	Sincere McCormick	Activated from practice squad
11/20	RB	Chris Collier	Signed to practice squad	CB	Keenan Isaac	Signed to practice squad
11/19	TE	Trevon Wesco	Released from practice squad	LB	Blake Lynch	Released from practice squad
	WR	Alex Bachman	Signed to practice squad			
11/18	WR	Terrace Marshall Jr.	Reverted to practice squad	C	Will Putnam	Reverted to practice squad
	WR	Jalen Guyton	Released from practice squad			
11/16	TE	Michael Mayer	Activated from Reserve/NFI List	WR	Alex Bachman	Waived
	WR	Terrace Marshall Jr.	Activated from practice squad	C	Will Putnam	Activated from practice squad
11/12	TE	Michael Mayer	Returned to practice			
11/4	TE	John Samuel Shenker	Signed to practice squad	WR	Tyreik McAllister	Signed to practice squad
11/1	TE	John Samuel Shenker	Waived	WR	Tyreik McAllister	Waived
	TE	Justin Shorter	Signed to active roster	WR	Ramel Keyton	Signed to active roster
10/28	QB	Carter Bradley	Reverted to practice squad	TE	Justin Shorter	Reverted to practice squad
10/26	QB	Carter Bradley	Activated from practice squad	TE	Justin Shorter	Activated from practice squad
10/22	QB	Aidan O'Connell	Placed on Reserve/Injured List	WR	Terrace Marshall Jr.	Signed to practice squad
	QB	Desmond Ridder	Signed to active roster from Arizona Cardinals practice squad	TE	Trevon Wesco	Signed to practice squad
10/21	DT	Nesta Jade Silvera	Waived	DT	Zach Carter	Signed to active roster
	TE	Justin Shorter	Reverted to practice squad	WR	Kristian Wilkerson	Reverted to practice squad
10/19	WR	Alex Bachman	Signed to active roster from the practice squad	TE	Justin Shorter	Activated from practice squad
	WR	Kristian Wilkerson	Activated from practice squad			
10/16	LB	Blake Lynch	Signed to practice squad			
10/15	WR	Davante Adams	Traded to New York Jets in exchange for a 2025 conditional third-round draft pick			
10/14	WR	Alex Bachman	Reverted to practice squad	WR	Kristian Wilkerson	Reverted to practice squad
10/12	S	Trey Taylor	Activated from Reserve/Injured List	WR	Alex Bachman	Activated from practice squad
	WR	Kristian Wilkerson	Activated from practice squad			
10/11	TE	Michael Mayer	Placed on Reserve/Non-Football Illness List			
10/10	G	Ben Brown	Signed by New England Patriots from the practice squad	DT	Matthew Butler	Signed to active roster
	DT	Zach Carter	Signed to practice squad			
10/9	DT	Christian Wilkins	Placed on Reserve/Injured List	DT	Marquan McCall	Signed to practice squad
10/7	RB	Sincere McCormick	Reverted to practice squad	WR	Alex Bachman	Reverted to practice squad
10/5	DE	K'Lavon Chaisson	Signed to active roster	LB	Luke Masterson	Placed on Reserve/Injured List
	RB	Sincere McCormick	Activated from practice squad	WR	Alex Bachman	Activated from practice squad
10/2	S	Trey Taylor	Returned to practice			
10/1	TE	Cole Fotheringham	Signed to practice squad	S	Phalen Sanford	Released from practice squad
9/30	WR	Alex Bachman	Reverted to practice squad	DE	K'Lavon Chaisson	Reverted to practice squad
	WR	Ramel Keyton	Signed to practice squad			
9/28	WR	Ramel Keyton	Waived	TE	John Samuel Shenker	Signed to active roster
	DE	K'Lavon Chaisson	Activated from practice squad	WR	Alex Bachman	Activated from practice squad
9/25	T	Gottlieb Ayedze	Signed to practice squad			
9/24	CB	Sam Webb	Signed to active roster	S	Marcus Epps	Placed on Reserve/Injured List
9/23	CB	Sam Webb	Reverted to practice squad			
9/21	CB	Sam Webb	Activated from practice squad			
9/16	CB	Sam Webb	Reverted to practice squad	DE	K'Lavon Chaisson	Reverted to practice squad
9/14	DE	K'Lavon Chaisson	Activated from practice squad	CB	Sam Webb	Activated from practice squad
9/10	CB	Kyu Kelly	Signed to practice squad	DE	K'Lavon Chaisson	Signed to practice squad
9/9	C	Sam Webb	Reverted to practice squad			
9/7	DE	Charles Snowden	Signed to active roster	DE	Malcolm Koonce	Placed on Reserve/Injured List
	CB	Sam Webb	Activated from practice squad			
9/5	DE	Ron Stone Jr.	Released from Injured/Reserve/Injury Settlement			
9/2	OL	Corey Luciano	Released from Injured Reserve/Injury Settlement			
8/29	S	Thomas Harper	Claimed via waivers from Chargers	DT	Jonah Lauulu	Claimed via waivers from Colts

ROSTER/TRANSACTIONS

	CB	Darnay Holmes	Signed as FA	CB	M.J. Devonshire	Signed to practice squad
	TE	Justin Shorter	Signed to practice squad	CB	Brandon Facyson	Released from Injured Reserve/Injury Settlement
8/28	DT	Byron Young	Waived	CB	M.J. Devonshire	Waived
	CB	Brandon Facyson	Placed on the Reserve/Injured list	DE	David Agoha	Signed to practice squad
	WR	Alex Bachman	Signed to practice squad	QB	Carter Bradley	Signed to practice squad
	G	Ben Brown	Signed to practice squad	DT	Matthew Butler	Signed to practice squad
	WR	Jalen Guyton	Signed to practice squad	RB	Sincere McCormick	Signed to practice squad
	C	Will Putnam	Signed to practice squad	S	Phalen Sanford	Signed to practice squad
	TE	John Samuel Shenker	Signed to practice squad	DE	Charles Snowden	Signed to practice squad
	T	Dalton Wagner	Signed to practice squad	CB	Sam Webb	Signed to practice squad
	WR	Kristian Wilkerson	Signed to practice squad			
8/27	DE	David Agoha	Waived	G	Clark Barrington	Waived
	QB	Carter Bradley	Waived	G	Ben Brown	Waived
	RB	Brittain Brown	Waived	DT	Matthew Butler	Waived
	WR	Terrell Bynum	Waived	T	Andrew Coker	Waived
	TE	Cole Fotheringham	Waived	DE	--	Waived
	CB	Woo Governor	Waived	S	Jaydon Grant	Waived
	WR	Tulu Griffin	Waived	DT	Marquan McCall	Waived
	RB	Sincere McCormick	Waived	T	Jalen McKenzie	Waived
	WR	Dax Milne	Waived	LB	Jackson Mitchell	Waived
	C	Will Putnam	Waived	S	Phalen Sanford	Waived
	DT	Noah Shannon	Waived	TE	John Samuel Shenker	Waived
	CB	Ja'Quan Sheppard	Waived	DE	Elerson Smith	Waived/Injured
	DE	Charles Snowden	Waived	T	Dalton Wagner	Waived
	CB	Sam Webb	Waived	LB	DaShaun White	Waived
	CB	Rayshad Williams	Waived	CB	Cornell Armstrong	Released
	WR	Alex Bachman	Released	TE	Zach Gentry	Released
	WR	Jalen Guyton	Released	QB	Nathan Peterman	Released
	WR	Kristian Wilkerson	Released	OL	Corey Luciano	Waived/Injured
	DE	Ron Stone Jr.	Waived/Injured	S	Trey Taylor	Placed on the Reserve/Injured List - Designated For Return
	LB	Darien Butler	Waived/Failed Physical			
8/22	WR	Jeff Foreman	Placed on the Reserve/Injured list	WR	Jeff Foreman	Waived/Injured
8/21	LB	DaShaun White	Signed as FA			
8/20	T	Kolton Miller	Passed physical and removed from PUP list			
8/17	LB	Jackson Mitchell	Claimed via waivers from Carolina Panthers			
8/16	QB	Anthony Brown	Waived			
8/14	WR	Keelan Doss	Released	G	Jackson Powers-Johnson	Passed physical and returned to practice from the Physically Unable to Perform list;
						Waived/Injured
8/13	QB	Nathan Peterman	Signed	WR	Keelan Doss	Waived/Injured
8/7	DT	Tomari Fox	Reverted to Reserve/Injured list			
8/6	WR	Dax Milne	Signed as FA	DT	Tomari Fox	Waived/Injured
8/5	WR	Jalen Guyton	Passed physical and returned to practice			
7/31	LB	Darien Butler	Placed on Reserve/Physically Unable to Perform List	LB	Darien Butler	Waived/Failed Physical
7/29	WR	Terrell Bynum	Signed as FA	OL	Corey Luciano	Signed as FA
7/26	G	Jake Johanning	Placed on Reserve/Injured List			
7/24	WR	Keelan Doss	Signed as FA	G	Jake Johanning	Placed on Physically Unable to Perform List
	G	Jake Johanning	Waived/Injured	WR	Jalen Guyton	Placed on Physically Unable to Perform List
7/23	WR	Michael Gallup	Placed on Reserve/Retired List	LB	Darien Butler	Placed on Physically Unable to Perform List
	G	Jackson Powers-Johnson	Placed on Physically Unable to Perform List			
	T	Kolton Miller	Placed on Physically Unable to Perform List			
5/22	WR	Alex Bachman	Signed as FA	T/G	Andrus Peat	Signed as FA
5/13	G	Jackson Powers-Johnson	Signed as draft pick (D2-'24)	LB	Tommy Eichenberg	Signed as draft pick (D5-'24)
5/9	TE	Brock Bowers	Signed as draft pick (D1-'24)	CB	Decamerion Richardson	Signed as draft pick (D4-'24)
	RB	Dylan Laube	Signed as draft pick (D6-'24)	CB	M.J. Devonshire	Signed as draft pick (D7b-'24)
	S	Trey Taylor	Signed as draft pick (D7a-'24)	QB	Carter Bradley	Signed as UDFA
	G	Clark Barrington	Signed as UDFA	WR	Jeff Foreman	Signed as UDFA
	T	Andrew Coker	Signed as UDFA	DE	--	Signed as UDFA
	DT	Tomari Fox	Signed as UDFA	CB	Woo Governor	Signed as UDFA
	LB	Amari Gainer	Signed as UDFA	G	Jake Johanning	Signed as UDFA
	WR	Tulu Griffin	Signed as UDFA	C	Will Putnam	Signed as UDFA
	WR	Ramel Keyton	Signed as UDFA	DT	Noah Shannon	Signed as UDFA
	S	Phalen Sanford	Signed as UDFA	DE	Ron Stone Jr.	Signed as UDFA
	CB	Ja'Quan Sheppard	Signed as UDFA			
	CB	Rayshad Williams	Signed as UDFA			
5/6	WR	Jalen Guyton	Signed as FA			
4/30	WR	Michael Gallup	Signed as UFA (Dal.)			

ROSTER/TRANSACTIONS

4/29	S	Tyrique Jones	Waived			
4/15	G	Cody Whitehair	Signed as UFA			
4/5	G	D.J. Fluker	Released			
4/1	G	Jordan Meredith	Re-signed as RFA			
3/21	S	Isaiah Pola-Mao	Re-signed as RFA			
3/18	DT	John Jenkins	Re-signed	DT	Adam Butler	Re-signed
	RB	Alexander Mattison	Signed as UFA			
3/14	DT	Christian Wilkins	Signed as UFA	QB	Gardner Minshew II	Signed as UFA
	TE	Harrison Bryant	Signed as UFA			
3/13	WR	Hunter Renfrow	Released	QB	Brian Hoyer	Released
	DT	Jerry Tillery	Released	QB	Jimmy Garoppolo	Released
3/12	LB	Kana'i Mauga	Re-signed			
3/11	C	Andre James	Re-signed			
3/8	RB	Ameer Abdullah	Re-signed			
1/16	G	Ben Brown	Signed to a Reserve/Future contract	S	Tyrique Jones	Signed to a Reserve/Future contract
	RB	Tyreik McAllister	Signed to a Reserve/Future contract			
1/8	WR	Keelan Cole Sr.	Reverted to PS	S	Jaydon Grant	Reverted to PS
	DE	David Agoha	Signed to a Reserve/Future contract	CB	Cornell Armstrong	Signed to a Reserve/Future contract
	QB	Anthony Brown	Signed to a Reserve/Future contract	T	D.J. Fluker	Signed to a Reserve/Future contract
	TE	Cole Fotheringham	Signed to a Reserve/Future contract	S	Jaydon Grant	Signed to a Reserve/Future contract
	DT	Marquan McCall	Signed to a Reserve/Future contract	RB	Sincere McCormick	Signed to a Reserve/Future contract
	T	Jalen McKenzie	Signed to a Reserve/Future contract	TE	John Samuel Shenker	Signed to a Reserve/Future contract
	DT	Nesta Jade Silvera	Signed to a Reserve/Future contract	DE	Elerson Smith	Signed to a Reserve/Future contract
	DE	Charles Snowden	Signed to a Reserve/Future contract	CB	Sam Webb	Signed to a Reserve/Future contract
	WR	Kristian Wilkerson	Signed to a Reserve/Future contract			
1/6	DT	Matthew Butler	Signed to active roster from PS	WR	Keelan Cole Sr.	Activated from PS
	S	Jaydon Grant	Activated from PS	TE	Michael Mayer	Placed on Reserve/Injured List
1/2	TE	EJ Jenkins	Signed to PS	TE	Cole Fotheringham	Placed on Practice Squad-Injured List
1/1	DT	Matthew Butler	Reverted to PS	TE	Cole Fotheringham	Reverted to PS



STATS

TEAM STATS

LAS VEGAS RAIDERS / REGULAR SEASON WEEK 16 / THROUGH SUNDAY, DECEMBER 22, 2024

WON 3, LOST 12		ANTONIO PIERCE (15 GAMES)		
09/08	L	10-22	at L.A. Chargers	70,240
09/15	W	26-23	at Baltimore	70,762
09/22	L	22-36	Carolina	62,417
09/29	W	20-16	Cleveland	62,401
10/06	L	18-34	at Denver	72,825
10/13	L	13-32	Pittsburgh	62,553
10/20	L	15-20	at L.A. Rams	73,267
10/27	L	20-27	Kansas City	62,533
11/03	L	24-41	at Cincinnati	65,962
11/17	L	19-34	at Miami	65,440
11/24	L	19-29	Denver	62,460
11/29	L	17-19	at Kansas City	73,627
12/08	L	13-28	at Tampa Bay	63,250
12/16	L	9-15	Atlanta	62,364
12/22	W	19-14	Jacksonville	61,323

2024 TEAM STATISTICS

	LV	OPP.
FIRST DOWNS	272	284
Rushing	68	87
Passing	184	173
Penalty	20	24
Third Down-Made/Att	66/197	80/197
Third Down Efficiency	33.5%	40.6%
Fourth Down-Made/Att	13/23	8/11
Fourth Down Efficiency	56.5%	72.7%
TOTAL NET YARDS	4,502	4,921
Avg. Per Game	300.1	328.1
Total Plays	943	928
Avg. Per Play	4.8	5.3
NET YARDS RUSHING	1,162	1,769
Avg. Per Game	77.5	117.9
Total Rushes	330	406
Avg. Per Rush	3.5	4.4
NET YARDS PASSING	3,340	3,152
Avg. Per Game	222.7	210.1
Sacked/Yards Lost	49/310	33/273
Gross Yards	3,650	3,425
Attempts/Completions	564/365	489/322
Pct. of Completion	64.7%	65.8%
Had Intercepted	15	8
PUNTS/AVERAGE	58/50.4	65/46.2
Net Punting Average	42.4	39.8
PUNT RETURN/AVG.	24/9.7	23/11.4
KICKOFF RETURN/AVG.	19/30.0	24/24.8
INTERCEPTION RETURN/AVG.	8/14.5	15/11.6
PENALTIES/YARDS	90/759	100/727
FUMBLES/BALL LOST	18/13	12/3
TOUCHDOWNS	26	42
Rushing	10	13
Passing	15	26
Returns	1	3
EXTRA POINTS/ATTEMPTS	20/21	37/39
TWO POINT CONVERSION/ATT.	2/5	0/3
FIELD GOALS/ATTEMPTS	28/34	33/37
AVG. TIME OF POSSESSION	29:20	30:40

SCORE BY PERIODS	Q1	Q2	Q3	Q4	OT	PTS
TEAM	48	73	36	107	0	264
OPPONENTS	81	97	83	129	0	390

SCORING	TD	RU	PA	RT	K-PAT	FG	2PT	S	PTS
D. Carlson	0	0	0	0	20/21	28/34	0	0	104
A. Mattison	5	4	1	0	0/0	0/0	1	0	32
A. Abdullah	5	2	3	0	0/0	0/0	0	0	30
B. Bowers	4	0	4	0	0/0	0/0	0	0	24
T. Tucker	3	1	2	0	0/0	0/0	0	0	18
J. Meyers	2	0	2	0	0/0	0/0	1	0	14
D. Turner	2	1	1	0	0/0	0/0	0	0	12
D. Adams	1	0	1	0	0/0	0/0	0	0	6
J. Jones	1	0	0	1	0/0	0/0	0	0	6
A. O'Connell	1	1	0	0	0/0	0/0	0	0	6
Z. White	1	1	0	0	0/0	0/0	0	0	6
K. Wilkerson	1	0	1	0	0/0	0/0	0	0	6
TEAM	26	10	15	1	20/21	28/34	2	0	264
OPPONENTS	42	13	26	3	37/39	33/37	0	1	390

2-Pt Conv: J. Meyers 1, A. Mattison 1, **TM** 2-5, **OPP** 0-3

D. Carlson: (49WR, 32G) (53G, 51G, 25G, 38G) (57WL) (52G, 34G) (40G) (-) (38G, 47G, 38G, 27G, 27G) (54G, 32G) (46G) (27G, 22G) (34G, 34G, 53G, 22G) (27G, 56SH, 55WL, 58SH) (25G, 27G) (52G) (49G, 37G, 46WR)
OPP: (53G, 25G, 24G) (48G, 42G, 56WL, 32G) (43G, 35G, 26G) (56G) (51G, 44G) (52G, 49G, 37G, 36G) (35LU) (42G, 24G) (44G, 27G) (31G, 46G) (38G, 53G, 54G, 45G, 33G) (25G, 59SH, 42G, 35G, 32G) (40G, 48G, 42WL)

SACKS: M. Crosby 7.5, K. Chaisson 4.0, T. Wilson 4.0, A. Butler 3.5, C. Wilkins 2.0, C. Snowden 1.5, D. Deablo 1.0, A. Burney 1.0, I. Pola-Mao 1.0, J. Lauu 1.0, Z. Carter 1.0, J. Jenkins 1.0, R. Spillane 1.0, T. Moehrig 1.0, D. Holmes 1.0, J. Robinson 0.5, **TM** 32.0, **OPP** 48.0 **FUM/LOST:** G. Minshew II 6/4, D. Ridder 3/2, Z. White 2/2, A. O'Connell 2/2, A. Abdullah 2/1, D. Laube 1/1, A. Mattison 1/1, D. Turner 1/0, **TM** 18/13, **OPP** 12/3

RUSHING	NO.	YDS	AVG	LONG	TD
A. Mattison	116	368	3.2	24	4
A. Abdullah	46	196	4.3	40	2
S. McCormick	39	183	4.7	29	0
Z. White	65	183	2.8	17	1
G. Minshew II	19	58	3.1	11	0
T. Tucker	8	39	4.9	11	1
D. Ridder	9	36	4.0	11	0
D. Turner	5	33	6.6	18t	1
J. Meyers	2	23	11.5	20	0
A. O'Connell	14	18	1.3	13	1
B. Bowers	4	14	3.5	12	0
T. McAllister	2	11	5.5	10	0
D. Laube	1	0	0.0	0	0
TEAM	330	1,162	3.5	40	10
OPPONENTS	406	1,769	4.4	61	13

RECEIVING	TAR	NO.	YDS	AVG	LONG	TD
B. Bowers	137	101	1,067	10.6	57t	4
J. Meyers	110	73	843	11.5	43	2
T. Tucker	69	42	491	11.7	58t	2
A. Abdullah	43	37	229	6.2	24	3
A. Mattison	40	31	277	8.9	31t	1
D. Turner	29	16	158	9.9	30	1
D. Adams	27	18	209	11.6	30	1
M. Mayer	26	16	121	7.6	29	0
H. Bryant	12	9	86	9.6	18	0
Z. White	8	6	30	5.0	14	0
S. McCormick	7	6	29	4.8	15	0
T. Marshall Jr.	4	2	13	6.5	7	0
A. Bachman	3	3	31	10.3	18	0
K. Wilkerson	3	2	18	9.0	9t	1
R. Keyton	3	1	7	7.0	7	0
D. Deablo	1	1	34	34.0	34	0
J. Shenker	1	1	7	7.0	7	0
TEAM	523	365	3,650	10.0	58t	15
OPPONENTS	466	322	3,425	10.6	62t	26

INTERCEPTIONS	NO.	YDS	AVG	LONG	TD
J. Jones	2	53	26.5	29t	1
T. Moehrig	2	28	14.0	16	0
R. Spillane	2	0	0.0	0	0
N. Hobbs	1	35	35.0	35	0
K. Chaisson	1	0	0.0	0	0
TEAM	8	116	14.5	35	1
OPPONENTS	15	174	11.6	100t	1

FUMBLES	FUM	LST	FF	REC	TD
G. Minshew II	6	4	0	1	0
A. O'Connell	2	2	0	0	0
D. Ridder	3	2	0	1	0
Z. White	2	2	0	0	0
A. Abdullah	2	1	0	1	0
D. Laube	1	1	0	0	0
A. Mattison	1	1	0	0	0
K. Miller	0	0	0	1	0
D. Turner	1	0	0	0	0
TEAM	18	13	0	4	0
OPPONENTS	12	3	0	5	0

PUNTING	NO.	YDS	AVG	NET	TB	IN	LG	B
A. Cole	58	2,926	50.4	42.4	6	23	70	2
TEAM	58	2,926	50.4	42.4	6	23	70	2
OPPONENTS	65	3,000	46.2	39.8	9	23	84	0

PUNT RETURNS	RET	FC	YDS	AVG	LONG	TD
A. Abdullah	9	6	87	9.7	19	0
D. Turner	7	4	77	11.0	24	0
T. Tucker	6	3	44	7.3	21	0
T. McAllister	2	0	24	12.0	14	0
A. Bachman	0	4	0	0.0	0	0
TEAM	24	17	232	9.7	24	0
OPPONENTS	23	12	263	11.4	38	0

KICKOFF RETURNS	NO.	YDS	AVG	LONG	TD
A. Abdullah	9	296	32.9	68	0
D. Laube	4	119	29.8	59	0
D. Turner	4	106	26.5	31	0
T. McAllister	2	49	24.5	28	0
TEAM	19	570	30.0	68	0
OPPONENTS	24	595	24.8	38	0

FIELD GOALS	1-19	20-29	30-39	40-49	50+
D. Carlson	0/0	9/9	9/9	4/6	6/10
TEAM	0/0	9/9	9/9	4/6	6/10
OPPONENTS	0/0	6/6	9/10	12/13	6/8

TEAM STATS

PASSING	ATT	CMP	YDS	CMP%	YDS/ATT	TD	TD%	INT	INT%	LONG	SACK	LOST	RATING
G. Minshew II	306	203	2,013	66.3	6.6	9	2.9	10	3.3	57t	29	164	81.0
A. O'Connell	174	110	1,156	63.2	6.6	4	2.3	3	1.7	58t	9	72	82.9
D. Ridder	83	51	447	61.4	5.4	2	2.4	2	2.4	28	10	64	73.7
A. Cole	1	1	34	100.0	34.0	0	0.0	0	0.0	34	0	0	118.8
J. Meyers	0	0	0	---	--	0	---	0	---	---	1	10	---
TEAM	564	365	3,650	64.7	6.5	15	2.7	15	2.7	58t	49	310	80.8
OPPONENTS	489	322	3,425	65.8	7.0	26	5.3	8	1.6	62t	33	273	97.0

DEFENSIVE/SPECIAL TEAMS STATS

2024 REGULAR SEASON LAS VEGAS RAIDERS DEFENSIVE STATS (THROUGH WEEK 16)

POS.	PLAYER	TKL.	AST.	COMB	TFL	SACKS/SK. YDS.	PR	FR	FF	INT./YDS.	PD
LB	R. Spillane	81	53	134	8	1.0/6.0	2	0	0	2/0	5
S	T. Moehrig	60	32	92	5	1.0/4.0	3	2	0	2/28	10
S	I. Pola-Mao	49	25	74	1	1.0/8.0	1	0	2	0/0	3
CB	J. Jones	49	13	62	3	0.0/0.0	0	0	0	2/53	12
DT	A. Butler	32	25	57	7	3.5/26.5	8	0	0	0/0	2
LB	D. Deablo	32	20	52	3	1.0/13.0	3	0	0	0/0	2
CB	N. Hobbs	30	15	45	2	0.0/0.0	1	0	0	1/35	5
DE	M. Crosby	28	17	45	17	7.5/63.5	20	0	0	0/0	5
DT	J. Jenkins	12	30	42	3	1.0/10.5	4	0	0	0/0	2
DE	C. Snowden	14	19	33	3	1.5/13.5	6	0	0	0/0	4
CB	D. Richardson	19	10	29	1	0.0/0.0	0	0	0	0/0	2
CB	D. Holmes	14	15	29	2	1.0/8.0	1	0	0	0/0	3
DE	K. Chaisson	16	12	28	6	4.0/28.5	7	0	0	1/0	2
CB	J. Bennett	15	11	26	0	0.0/0.0	0	0	0	0/0	8
DT	J. Lulu	12	14	26	2	1.0/10.0	1	0	0	0/0	3
DE	T. Wilson	15	8	23	6	4.0/31.0	9	0	1	0/0	0
S	M. Epps	16	3	19	2	0.0/0.0	0	0	0	0/0	0
DT	C. Wilkins	11	6	17	2	2.0/15.0	6	0	0	0/0	0
S	T. Harper	7	8	15	0	0.0/0.0	0	1	0	0/0	1
LB	L. Masterson	8	6	14	0	0.0/0.0	0	0	0	0/0	0
LB	A. Burney	5	4	9	2	1.0/11.0	1	0	1	0/0	0
DT	M. Butler	4	5	9	0	0.0/0.0	0	0	0	0/0	0
DT	Z. Carter	5	3	8	0	1.0/0.0	1	0	0	0/0	0
DT	N. Silvera	2	6	8	0	0.0/0.0	0	0	0	0/0	0
DE	J. Robinson	2	3	5	0	0.5/4.5	2	0	0	0/0	1
LB	T. Eichenberg	3	1	4	0	0.0/0.0	0	0	0	0/0	0
S	C. Smith II	1	1	2	0	0.0/0.0	0	0	0	0/0	0
TOTALS		542	365	907	75	32.0/253.0	76	3	4	8/116	70

2024 REGULAR SEASON RAIDERS SPECIAL TEAMS STATS

POS.	PLAYER	TKL.	AST.	COMB.
LB	Eichenberg, Tommy	5	4	9
S	Harper, Thomas	4	3	7
WR	Turner, DJ	2	3	5
LS	Bobenmoyer, Jacob	3	1	4
RB	Abdullah, Ameer	2	2	4
LB	Burney, Amari	2	2	4
LB	Gainer, Amari	2	2	4
S	Smith II, Chris	1	3	4
WR	Bachman, Alex	3	0	3
LB	Masterson, Luke	2	1	3
LB	Mauga, Kana'i	2	1	3
RB	Laube, Dylan	1	2	3
TE	Shenker, John Samuel	2	0	2
S	Pola-Mao, Isaiah	1	1	2
TE	Bryant, Harrison	1	0	1
WR	Keyton, Ramel	1	0	1
WR	McAllister, Tyreik	1	0	1
CB	Richardson, Decamerion	0	1	1
CB	Webb, Sam	0	1	1
TOTALS		35	27	62

DEFENSIVE SCORES

INT (1) (13:23) (Shotgun) J.Burrow pass short right intended for J.Chase INTERCEPTED by J.Jones at CIN 29. J.Jones for 29 yards. @ CIN (11/03/24)

FR (0)
Safety (0)

SPECIAL TEAMS BIG PLAYS

FR (0)

REGULAR SEASON DEFENSIVE AND SPECIAL TEAMS STATISTICS ARE BASED ON PRESS BOX STATISTICS.

GAME-BY-GAME OFFENSE

2024 REGULAR SEASON RAIDERS GAME-BY-GAME OFFENSE

	09/08	09/15	09/22	09/29	10/06	10/13	10/20	10/27	11/03	11/17	11/24	11/29	12/08	12/16	12/22	12/29	01/05	Totals
	@	@			@		@		@	@		@	@			@	LAC	
	LAC	BAL	CAR	CLE	DEN	PIT	LAR	KC	CIN	MIA	DEN	KC	TB	ATL	JAX	NO	LAC	
SCORING																		
Points	10	26	22	20	18	13	15	20	24	19	19	17	13	9	19			264
Q1	7	0	7	0	10	7	0	7	7	3	0	0	0	0	0			48
Q2	0	6	0	10	0	0	6	3	3	3	13	3	10	3	13			73
Q3	0	7	0	10	0	0	3	3	0	6	0	7	0	0	0			36
Q4	3	13	15	0	8	6	6	7	14	7	6	7	3	6	6			107
OT	0	0	0	0	0	0	0	0	0	0	0	0	0	0	0			0
TD Rushing	0	1	1	2	1	1	0	0	1	0	0	0	1	0	2			10
TD Passing	1	1	2	0	1	1	0	2	1	2	1	2	0	1	0			15
TD KO Returns	0	0	0	0	0	0	0	0	0	0	0	0	0	0	0			0
TD Punt Returns	0	0	0	0	0	0	0	0	0	0	0	0	0	0	0			0
TD Sp. Teams	0	0	0	0	0	0	0	0	0	0	0	0	0	0	0			0
TD Def. Returns	0	0	0	0	0	0	0	0	1	0	0	0	0	0	0			1
FG Attempts	2	4	1	2	1	0	5	2	1	2	4	4	2	1	3			34
FG Made	1	4	0	2	1	0	5	2	1	2	4	1	2	1	2			28
Safety	0	0	0	0	0	0	0	0	0	0	0	0	0	0	0			0
2-Pt Attempts	0	0	1	0	1	1	0	0	0	1	0	0	0	0	1			5
2-Pt Made	0	0	1	0	1	0	0	0	0	0	0	0	0	0	0			2
Time of Possession	31:44	30:43	23:58	29:18	31:23	28:09	33:48	27:30	24:46	26:48	28:49	31:12	31:30	26:08	34:18			440:04
FIRST DOWNS																		
Total	14	18	20	17	20	16	20	15	16	22	21	20	16	16	21			272
Rushing	1	1	3	8	5	5	7	1	4	3	4	7	7	5	7			68
Passing	12	14	15	7	13	11	12	13	10	17	15	13	8	11	13			184
Penalty	1	3	2	2	2	0	1	1	2	2	2	0	1	0	1			20
THIRD DOWNS																		
Attempts	14	12	11	12	15	11	15	13	13	14	14	12	13	14	14			197
Converted	5	4	3	4	7	2	3	6	5	8	4	3	4	4	4			66
Percentage	35.7%	33.3%	27.3%	33.3%	46.7%	18.2%	20.0%	46.2%	38.5%	57.1%	28.6%	25.0%	30.8%	28.6%	28.6%			33.5%
FOURTH DOWNS																		
Attempts	1	1	3	0	1	3	1	2	1	2	2	1	3	2	0			23
Converted	0	0	1	0	0	1	1	1	0	2	2	0	3	2	0			13
Percentage	0.0%	0.0%	33.3%	0	0.0%	33.3%	100.0%	50.0%	0.0%	100.0%	100.0%	0.0%	100.0%	100.0%	0			56.5%
TOT. OFFENSE																		
Net Yards	296	260	331	268	330	275	317	228	217	328	369	434	286	249	314			4,502
Plays	59	60	59	55	65	60	75	56	59	62	74	63	64	65	67			943
Avg./Play	5.0	4.3	5.6	4.9	5.1	4.6	4.2	4.1	3.7	5.3	5.0	6.9	4.5	3.8	4.7			4.8
RUSHING																		
Net Yards	71	27	55	152	115	57	122	33	60	60	69	116	91	65	69			1,162
Rush. Att.	22	17	16	29	25	19	29	21	21	16	16	25	25	22	27			330
Avg./Att.	3.2	1.6	3.4	5.2	4.6	3.0	4.2	1.6	2.9	3.8	4.3	4.6	3.6	3.0	2.6			3.5
PASSING																		
Net Yards	225	233	276	116	215	218	195	195	157	268	300	318	195	184	245			3,340
Attempts	33	38	40	24	37	40	44	30	33	43	53	35	37	39	38			564
Completions	25	30	27	14	22	27	21	24	21	30	31	23	23	23	24			365
Intercepted	1	1	1	0	3	1	3	0	0	1	1	0	1	2	0			15
Gross Yards	257	276	296	130	231	227	206	209	198	282	328	340	205	208	257			3,650
Sacked	4.0	5.0	3.0	2.0	3.0	1.0	2.0	5.0	5.0	3.0	5.0	3.0	2.0	4.0	2.0			49.0
Yards Lost	32	43	20	14	16	9	11	14	41	14	28	22	10	24	12			310
PENALTIES																		
Number	2	3	6	6	11	4	10	5	6	7	4	9	3	7	7			90
Yards	15	15	54	49	79	42	80	32	51	49	44	101	31	55	62			759
FUMBLES																		
Number	2	1	0	1	0	3	1	1	2	0	2	2	2	1	0			18
Lost	2	0	0	1	0	2	1	1	2	0	1	1	1	1	0			13
PUNTING																		
Yards	265	128	261	232	267	170	190	128	280	54	190	140	177	159	285			2,926
Punts	5	3	5	4	5	4	4	2	5	1	4	3	4	5	6			60
Net Avg.	47.2	37.7	45.6	50.5	42.6	32.5	40.5	51.0	50.8	54.0	42.0	44.0	38.5	29.4	41.3			42.4
Gross Avg.	53.0	42.7	52.2	58.0	53.4	42.5	47.5	64.0	56.0	54.0	47.5	46.7	44.3	31.8	47.5			48.8

GAME-BY-GAME DEFENSE

2024 REGULAR SEASON RAIDERS GAME-BY-GAME DEFENSE

	09/08	09/15	09/22	09/29	10/06	10/13	10/20	10/27	11/03	11/17	11/24	11/29	12/08	12/16	12/22	12/29	01/05	Totals
	@	@			@		@		@	@		@	@			@	LAC	
	LAC	BAL	CAR	CLE	DEN	PIT	LAR	KC	CIN	MIA	DEN	KC	TB	ATL	JAX	NO	LAC	
SCORING																		
Points	22	23	36	16	34	32	20	27	41	34	29	19	28	15	14			390
Q1	3	3	7	10	0	3	0	7	7	7	3	3	14	7	7			81
Q2	3	6	14	0	13	9	14	10	10	3	6	7	0	2	0			97
Q3	3	7	6	0	7	10	6	0	14	7	7	6	0	3	7			83
Q4	13	7	9	6	14	10	0	10	10	17	13	3	14	3	0			129
OT	0	0	0	0	0	0	0	0	0	0	0	0	0	0	0			0
TD Rushing	1	1	1	0	1	3	2	1	0	1	0	0	1	0	1			13
TD Passing	1	1	3	1	2	0	0	2	5	3	2	1	3	1	1			26
TD KO Returns	0	0	0	0	0	0	0	0	0	0	0	0	0	0	0			0
TD Punt Returns	0	0	0	0	0	0	0	0	0	0	0	0	0	0	0			0
TD Sp. Teams	0	0	0	0	0	0	0	0	0	0	0	0	0	0	0			0
TD Def. Returns	0	0	0	1	1	0	1	0	0	0	0	0	0	0	0			3
FG Attempts	3	4	3	1	2	4	1	2	2	2	5	5	0	3	0			37
FG Made	3	3	3	1	2	4	0	2	2	2	5	4	0	2	0			33
Safety	0	0	0	0	0	0	0	0	0	0	0	0	0	1	0			1
2-Pt Attempts	1	0	1	0	0	1	0	0	0	0	0	0	0	0	0			3
2-Pt Made	0	0	0	0	0	0	0	0	0	0	0	0	0	0	0			0
Time of Possession	28:16	29:17	36:02	30:42	28:37	31:51	26:12	32:30	35:14	33:12	31:11	28:48	28:30	33:52	25:42			459:56
FIRST DOWNS																		
Total	11	21	24	16	18	18	15	23	26	25	19	18	21	14	15			284
Rushing	5	5	8	6	6	10	7	5	5	4	5	2	7	7	5			87
Passing	6	14	15	9	9	6	6	17	18	18	13	14	13	6	9			173
Penalty	0	2	1	1	3	2	2	1	3	3	1	2	1	1	1			24
THIRD DOWNS																		
Attempts	15	11	12	10	12	13	10	16	15	12	15	16	12	13	15			197
Converted	4	3	5	3	3	4	2	12	8	8	6	7	5	4	6			80
Percentage	26.7%	27.3%	41.7%	30.0%	25.0%	30.8%	20.0%	75.0%	53.3%	66.7%	40.0%	43.8%	41.7%	30.8%	40.0%			40.6%
FOURTH DOWNS																		
Attempts	0	1	0	1	1	1	1	0	1	2	0	0	1	0	2			11
Converted	0	1	0	0	1	1	0	0	1	2	0	0	1	0	1			8
Percentage	0	100.0%	0	0.0%	100.0%	100.0%	0.0%	0	100.0%	100.0%	0	0	100.0%	0	50.0%			72.7%
TOT. OFFENSE																		
Net Yards	316	383	437	241	289	293	259	334	373	353	325	329	420	261	308			4,921
Plays	54	63	70	57	58	62	52	68	71	64	65	67	59	57	61			928
Avg./Play	5.9	6.1	6.2	4.2	5.0	4.7	5.0	4.9	5.3	5.5	5.0	4.9	7.1	4.6	5.0			5.3
RUSHING																		
Net Yards	176	151	131	92	109	183	115	82	130	82	63	63	152	168	72			1,769
Rush. Att.	27	27	31	22	28	35	28	29	31	26	22	16	26	37	21			406
Avg./Att.	6.5	5.6	4.2	4.2	3.9	5.2	4.1	2.8	4.2	3.2	2.9	3.9	5.8	4.5	3.4			4.4
PASSING																		
Net Yards	140	232	306	149	180	110	144	252	243	271	262	266	268	93	236			3,152
Attempts	26	34	37	32	27	24	23	38	39	36	42	46	29	17	39			489
Completions	17	21	26	24	19	14	14	27	27	28	25	26	18	11	25			322
Intercepted	0	1	0	1	0	0	1	1	1	0	0	0	2	1	0			8
Gross Yards	144	247	319	176	206	145	154	262	251	288	273	306	295	112	247			3,425
Sacked	1.0	2.0	2.0	3.0	3.0	3.0	1.0	1.0	1.0	2.0	1.0	5.0	4.0	3.0	1.0			33.0
Yards Lost	4	15	13	27	26	35	10	10	8	17	11	40	27	19	11			273
PENALTIES																		
Number	7	11	7	5	9	7	3	8	7	4	6	7	5	6	8			100
Yards	50	109	51	38	44	50	28	55	60	23	58	40	31	30	60			727
FUMBLES																		
Number	0	0	0	1	1	1	0	1	0	1	0	1	2	1	3			12
Lost	0	0	0	0	0	0	0	0	0	0	0	0	1	0	2			3
PUNTING																		
Yards	332	173	177	316	259	137	261	93	175	0	192	217	128	265	275			3,000
Punts	7	4	4	5	6	3	6	2	3	0	4	5	3	6	7			65
Net Avg.	37.7	39.3	44.3	50.4	39.8	46.0	39.0	38.0	41.7	0.0	44.5	35.6	32.7	37.5	35.3			39.8
Gross Avg.	47.4	43.3	44.3	63.2	43.2	45.7	43.5	46.5	58.3	0.0	48.0	43.4	42.7	44.2	39.3			46.2

RAIDERS REGULAR SEASON HIGHS (2023)

OFFENSIVE			
CATEGORY	HIGH	DATE	OPPONENT
Points	26	9/15	at Baltimore
Points in a Quarter	15	9/22	vs. Carolina
Points in a Half	20	9/15	at Baltimore
Total Touchdowns	3	9/22	vs. Carolina
Offensive Plays	75	10/20	at L.A. Rams
Total Net Yards	434	11/29	at Kansas City
Total First Downs	22	11/17	at Miami
First Downs Rushing	8	9/29	vs. Cleveland
First Downs Passing	17	11/17	at Miami
First Down Penalties	3	9/15	at Baltimore
Third Down Efficiency	57.1%	11/17	at Miami
Average Yards Per Play	6.9	11/29	at Kansas City
Total Net Yards Rushing	152	9/29	vs. Cleveland
Rushing Attempts	29	9/29	vs. Cleveland
Rushing Average Yards	5.2	9/29	vs. Cleveland
Rushing Touchdowns	2	9/29	vs. Cleveland
Total Net Yards Passing	318	11/29	at Kansas City
Passing Attempts	53	11/24	vs. Denver
Passing Completions	31	11/24	vs. Denver
Passing Touchdowns	2	9/22	vs. Carolina
Yards Per Attempt	8.4	11/29	at Kansas City
Passes Thrown for Interception	3	10/6	at Denver
Times Sacked	5	9/15	at Baltimore
QB Sacks	5	9/15	at Baltimore
Sack Yards Lost	43	9/15	at Baltimore
Total Punts	6	12/22	vs. Jacksonville
Total Punt Yards	285	12/22	vs. Jacksonville
Gross Punting Average	64	10/27	vs. Kansas City
Net Punting Average	54	11/17	at Miami
Punt Returns	3	9/15	at Baltimore
Punt Return Yards	39	11/29	at Kansas City
Punt Return Average	17.0	10/27	vs. Kansas City
Kickoff Returns	5	11/29	at Kansas City
Kickoff Return Yards	153	11/29	at Kansas City
Total Penalties	11	10/6	at Denver
Penalty Yards	101	11/29	at Kansas City
Total Fumbles	3	10/13	vs. Pittsburgh
Fumbles Lost	2	9/8	at L.A. Chargers
Time of Possession	34:18	12/22	vs. Jacksonville
Turnovers	4	10/20	at L.A. Rams

OPPONENT SEASON HIGHS

CATEGORY	DEFENSIVE		
	HIGH	DATE	OPPONENT
Points	41	11/3	at Cincinnati
Points in a Quarter	17	11/17	at Miami
Points in a Half	24	11/3	at Cincinnati
Total Touchdowns	5	11/3	at Cincinnati
Offensive Plays	71	11/3	at Cincinnati
Total Net Yards	437	9/22	vs. Carolina
Total First Downs	26	11/3	at Cincinnati
First Downs Rushing	10	10/13	vs. Pittsburgh
First Downs Passing	18	11/3	at Cincinnati
First Down Penalties	3	10/6	at Denver
Third Down Efficiency	75.0%	10/27	vs. Kansas City
Average Yards Per Play	7.1	12/8	at Tampa Bay
Total Net Yards Rushing	183	10/13	vs. Pittsburgh
Rushing Attempts	37	12/16	vs. Atlanta
Rushing Average Yards	6.5	9/8	at L.A. Chargers
Rushing Touchdowns	3	10/13	vs. Pittsburgh
Total Net Yards Passing	306	9/22	vs. Carolina
Passing Attempts	46	11/29	at Kansas City
Passing Completions	28	11/17	at Miami
Passing Touchdowns	5	11/3	at Cincinnati
Yards Per Attempt	8.1	12/8	at Tampa Bay
Passes Thrown for Interception	2	12/8	at Tampa Bay
Times Sacked	5	11/29	at Kansas City
QB Sacks	5	11/29	at Kansas City
Sack Yards Lost	40	11/29	at Kansas City
Total Punts	7	9/8	at L.A. Chargers
Total Punt Yards	332	9/8	at L.A. Chargers
Gross Punting Average	63.2	9/29	vs. Cleveland
Net Punting Average	50.4	9/29	vs. Cleveland
Punt Returns	4	12/22	vs. Jacksonville
Punt Return Yards	54	10/6	at Denver
Punt Return Average	27.0	10/6	at Denver
Kickoff Returns	4	9/29	vs. Cleveland
Kickoff Return Yards	92	9/29	vs. Cleveland
Total Penalties	11	9/15	at Baltimore
Penalty Yards	109	9/15	at Baltimore
Total Fumbles	3	12/22	vs. Jacksonville
Fumbles Lost	2	12/22	vs. Jacksonville
Time of Possession	36:02	9/22	vs. Carolina
Turnovers	3	12/8	at Tampa Bay

INDIVIDUAL SINGLE-GAME HIGHS

2024 REGULAR SEASON RAIDERS INDIVIDUAL SINGLE-GAME HIGHS

Touchdowns	1	Ameer Abdullah	vs. Jaguars	12/22
		Alexander Mattison	vs. Jaguars	12/22
		Ameer Abdullah	vs. Falcons	12/16
		Aidan O'Connell	at Buccaneers	12/08
		Brock Bowers	at Chiefs	11/29
		Tre Tucker	at Chiefs	11/29
		Ameer Abdullah	vs. Broncos	11/24
		Ameer Abdullah	at Dolphins	11/17
		Brock Bowers	at Dolphins	11/17
		Brock Bowers	at Bengals	11/03
		Zamir White	at Bengals	11/03
		Jakobi Meyers	vs. Chiefs	10/27
		DJ Turner	vs. Chiefs	10/27
		Alexander Mattison	vs. Steelers	10/13
		Kristian Wilkerson	vs. Steelers	10/13
		Ameer Abdullah	at Broncos	10/06
		Brock Bowers	at Broncos	10/06
		Tre Tucker	vs. Browns	09/29
		DJ Turner	vs. Browns	09/29
		Alexander Mattison	vs. Panthers	09/22
		...5 more.		
Passes Attempted	43	Gardner Minshew II	at Dolphins	11/17
Passes Completed	30	Gardner Minshew II	at Dolphins	11/17
		Gardner Minshew II	at Ravens	09/15
Completion Percentage	80.0	Gardner Minshew II	vs. Chiefs	10/27
Passing Yards	340	Aidan O'Connell	at Chiefs	11/29
Yards Per Attempt	9.7	Aidan O'Connell	at Chiefs	11/29
Touchdown Passes	2	Aidan O'Connell	at Chiefs	11/29
		Gardner Minshew II	at Dolphins	11/17
		Gardner Minshew II	vs. Chiefs	10/27
Receptions	13	Brock Bowers	at Dolphins	11/17
Receiving Yards	140	Brock Bowers	at Chiefs	11/29
Touchdown Receptions	1	Ameer Abdullah	vs. Falcons	12/16
		Brock Bowers	at Chiefs	11/29
		Tre Tucker	at Chiefs	11/29
		Ameer Abdullah	vs. Broncos	11/24
		Ameer Abdullah	at Dolphins	11/17
		Brock Bowers	at Dolphins	11/17
		Brock Bowers	at Bengals	11/03
		Jakobi Meyers	vs. Chiefs	10/27
		DJ Turner	vs. Chiefs	10/27
		Kristian Wilkerson	vs. Steelers	10/13
		Brock Bowers	at Broncos	10/06
		Jakobi Meyers	vs. Panthers	09/22
		Tre Tucker	vs. Panthers	09/22
		Davante Adams	at Ravens	09/15
		Alexander Mattison	at Chargers	09/08
Rushing Yards	92	Alexander Mattison	at Rams	10/20
Rushing Attempts	23	Alexander Mattison	at Rams	10/20
Rushing Average	5.4	Ameer Abdullah	vs. Jaguars	12/22
Rushing Touchdowns	1	Ameer Abdullah	vs. Jaguars	12/22
		Alexander Mattison	vs. Jaguars	12/22
		Aidan O'Connell	at Buccaneers	12/08
		Zamir White	at Bengals	11/03
		Alexander Mattison	vs. Steelers	10/13
		Ameer Abdullah	at Broncos	10/06
		Tre Tucker	vs. Browns	09/29

INDIVIDUAL SINGLE-GAME HIGHS

		DJ Turner	vs. Browns	09/29
		Alexander Mattison	vs. Panthers	09/22
		Alexander Mattison	at Ravens	09/15
Yards From Scrimmage	142	Brock Bowers	at Chiefs	11/29
Combined Net Yards	151	Ameer Abdullah	at Chiefs	11/29
Interceptions Made	1	Robert Spillane	vs. Falcons	12/16
		K'Lavon Chaisson	at Buccaneers	12/08
		Jack Jones	at Buccaneers	12/08
		Jack Jones	at Bengals	11/03
		Tre'von Moehrig	vs. Chiefs	10/27
		Nate Hobbs	at Rams	10/20
		Tre'von Moehrig	vs. Browns	09/29
		Robert Spillane	at Ravens	09/15
Interceptions Thrown	3	Gardner Minshew II	at Rams	10/20
INT Return Yards	35	Nate Hobbs	at Rams	10/20
Tackles	13	Tre'von Moehrig	at Bengals	11/03
Sacks	2.0	Maxx Crosby	at Broncos	10/06
		Maxx Crosby	at Ravens	09/15
Punts	6	AJ Cole	vs. Jaguars	12/22
Punts Inside the 20	3	AJ Cole	vs. Jaguars	12/22
		AJ Cole	at Bengals	11/03
		AJ Cole	vs. Panthers	09/22
		AJ Cole	at Chargers	09/08
Punting Average	64.0	AJ Cole	vs. Chiefs	10/27
Punt Returns	3	Ameer Abdullah	vs. Steelers	10/13
		Tre Tucker	at Ravens	09/15
Punt Return Yards	30	Ameer Abdullah	at Buccaneers	12/08
		Ameer Abdullah	at Chiefs	11/29
		DJ Turner	at Bengals	11/03
Kickoff Returns	2	Ameer Abdullah	at Buccaneers	12/08
		Dylan Laube	at Chiefs	11/29
		DJ Turner	at Chiefs	11/29
		Tyreik McAllister	vs. Browns	09/29
		Ameer Abdullah	at Ravens	09/15
Kickoff Return Yards	68	Ameer Abdullah	at Chiefs	11/29
Field Goals Attempted	5	Daniel Carlson	at Rams	10/20
Field Goals Made	5	Daniel Carlson	at Rams	10/20

2024 REGULAR SEASON LAS VEGAS RAIDERS LONGEST PLAYS

Rushing Long	40	Ameer Abdullah	at Broncos	10/06
Touchdown Run	18	DJ Turner	vs. Browns	09/29
Passing Long	58	Aidan O'Connell	at Chiefs	11/29
Touchdown Pass Long	58	Aidan O'Connell	at Chiefs	11/29
Reception	58	Tre Tucker	at Chiefs	11/29
Touchdown Reception	58	Tre Tucker	at Chiefs	11/29
Interception Return	35	Nate Hobbs	at Rams	10/20
Longest INT Return for TD	29	Jack Jones	at Bengals	11/03
Punt Return	24	DJ Turner	at Bengals	11/03
Kickoff Return	68	Ameer Abdullah	at Chiefs	11/29
Punt	70	AJ Cole	at Bengals	11/03
Field Goal Made	54	Daniel Carlson	vs. Chiefs	10/27
Field Goal Attempt	58	Daniel Carlson	at Chiefs	11/29

OPPONENTS INDIVIDUAL HIGHS

2024 REGULAR SEASON OPPONENTS INDIVIDUAL SINGLE-GAME HIGHS

Touchdowns	2	Jalen McMillan	at Buccaneers	12/08
		Rachaad White	at Buccaneers	12/08
		Courtland Sutton	vs. Broncos	11/24
		Jonnu Smith	at Dolphins	11/17
		Mike Gesicki	at Bengals	11/03
		Kyren Williams	at Rams	10/20
		Justin Fields	vs. Steelers	10/13
Passes Attempted	46	Patrick Mahomes	at Chiefs	11/29
Passes Completed	28	Tua Tagovailoa	at Dolphins	11/17
Completion Percentage	77.7	Tua Tagovailoa	at Dolphins	11/17
Passing Yards	319	Andy Dalton	vs. Panthers	09/22
Yards Per Attempt	10.2	Baker Mayfield	at Buccaneers	12/08
Touchdown Passes	5	Joe Burrow	at Bengals	11/03
Receptions	10	Travis Kelce	vs. Chiefs	10/27
Receiving Yards	132	Brian Thomas Jr.	vs. Jaguars	12/22
Touchdown Receptions	2	Jalen McMillan	at Buccaneers	12/08
		Courtland Sutton	vs. Broncos	11/24
		Jonnu Smith	at Dolphins	11/17
		Mike Gesicki	at Bengals	11/03
Rushing Yards	135	J.K. Dobbins	at Chargers	09/08
Rushing Attempts	27	Chase Brown	at Bengals	11/03
Rushing Average	13.5	J.K. Dobbins	at Chargers	09/08
Rushing Touchdowns	2	Kyren Williams	at Rams	10/20
		Justin Fields	vs. Steelers	10/13
Yards From Scrimmage	169	Chuba Hubbard	vs. Panthers	09/22
Combined Net Yards	169	Chuba Hubbard	vs. Panthers	09/22
Interceptions Made	2	Jaylen McCollough	at Rams	10/20
		Pat Surtain II	at Broncos	10/06
Interceptions Thrown	2	Baker Mayfield	at Buccaneers	12/08
INT Return Yards	100	Pat Surtain II	at Broncos	10/06
Tackles	13	Jordyn Brooks	at Dolphins	11/17
		Patrick Queen	vs. Steelers	10/13
Sacks	4.0	Trey Hendrickson	at Bengals	11/03
Punts	7	Logan Cooke	vs. Jaguars	12/22
		JK Scott	at Chargers	09/08
Punts Inside the 20	4	Bradley Pinion	vs. Falcons	12/16
Punting Average	63.2	Corey Bojorquez	vs. Browns	09/29
Punt Returns	4	Devin Duvernay	vs. Jaguars	12/22
Punt Return Yards	54	Marvin Mims Jr.	at Broncos	10/06
Kickoff Returns	2	Avery Williams	vs. Falcons	12/16
		Kendric Pryor	at Bengals	11/03
		Tremon Smith	at Broncos	10/06
		Gary Brightwell	vs. Browns	09/29
		D'Onta Foreman	vs. Browns	09/29
		John Kelly	at Ravens	09/15
Kickoff Return Yards	66	Avery Williams	vs. Falcons	12/16
Field Goals Attempted	5	Matthew Wright	at Chiefs	11/29
		Wil Lutz	vs. Broncos	11/24
Field Goals Made	5	Wil Lutz	vs. Broncos	11/24

2024 REGULAR SEASON OPPONENTS LONGEST PLAYS

Rushing Long	61	J.K. Dobbins	at Chargers	09/08
Touchdown Run	36	Najee Harris	vs. Steelers	10/13
Passing Long	62	Mac Jones	vs. Jaguars	12/22
Touchdown Pass Long	62	Mac Jones	vs. Jaguars	12/22
Reception	62	Brian Thomas Jr.	vs. Jaguars	12/22
Touchdown Reception	62	Brian Thomas Jr.	vs. Jaguars	12/22
Interception Return	100	Pat Surtain II	at Broncos	10/06
Longest INT Return for TD	100	Pat Surtain II	at Broncos	10/06
Longest Own Fumble Return	7	Samaje Perine	vs. Chiefs	10/27
Longest Opponent's Fumble Return	33	Kam Curl	at Rams	10/20
Punt Return	38	Marvin Mims Jr.	at Broncos	10/06
Kickoff Return	38	Avery Williams	vs. Falcons	12/16
		Tremon Smith	at Broncos	10/06
Punt	84	Corey Bojorquez	vs. Browns	09/29
Field Goal Made	56	Dustin Hopkins	vs. Browns	09/29
Field Goal Attempt	59	Matthew Wright	at Chiefs	11/29

2024 REGULAR SEASON BIG YARDAGE GAMES

100-YARD PASS RECEIVERS

DATE	OPPONENT	PLAYER	NO.	YDS.	AVG.	LG	TD
11/29	at Chiefs	Brock Bowers	10	140	14.0	33T	1
11/17	at Dolphins	Brock Bowers	13	126	9.7	23T	1
11/24	vs. Broncos	Jakobi Meyers	10	121	12.1	25	0
9/15	at Ravens	Davante Adams	9	110	12.2	30	1
11/3	at Bengals	Jakobi Meyers	8	105	13.1	23	0

100-YARD RUSHERS

DATE	OPPONENT	PLAYER	ATT.	YDS.	AVG.	LG	TD
------	----------	--------	------	------	------	----	----

300-YARD PASSERS

DATE	OPPONENT	PLAYER	ATT.	COMP./ATT.	YDS.	LG	INT
11/29	at Chiefs	Aidan O'Connell	35	23/35	340	58T	0

MULTI-SACK GAMES

DATE	OPPONENT	PLAYER	SACKS	YDS.	QBH
9/15	at Ravens	Maxx Crosby	2.0	15.0	2
10/6	at Broncos	Maxx Crosby	2.0	19.0	2
11/29	at Chiefs	K'Lavon Chaisson	1.5	8.5	3

2024 OPPONENTS BIG YARDAGE GAMES

100-YARD PASS RECEIVERS

DATE	OPPONENT	PLAYER	NO.	YDS.	AVG.	LG	TD
12/22	vs. Jaguars	Brian Thomas Jr.	9	132	14.7	62T	1
9/22	vs. Panthers	Diontae Johnson	8	122	15.3	35	1
11/17	at Dolphins	Jonnu Smith	6	101	16.8	57T	2
11/3	at Bengals	Mike Gesicki	5	100	20.0	47T	2

100-YARD RUSHERS

DATE	OPPONENT	PLAYER	ATT.	YDS.	AVG.	LG	TD
9/8	at Chargers	J.K. Dobbins	10	135	13.5	61	1
12/16	vs. Falcons	Bijan Robinson	22	125	5.7	29	0
11/3	at Bengals	Chase Brown	27	120	4.4	21	0
9/22	vs. Panthers	Chuba Hubbard	21	114	5.4	14	0
10/13	vs. Steelers	Najee Harris	14	106	7.6	36T	1

300-YARD PASSERS

DATE	OPPONENT	PLAYER	ATT.	COMP./ATT.	YDS.	LG	INT
9/22	vs. Panthers	Andy Dalton	37	26/37	319	35	0
11/29	at Chiefs	Patrick Mahomes	46	26/46	306	34	0

MULTI-SACK GAMES

DATE	OPPONENT	PLAYER	SACKS	YDS.	QBH
11/3	at Bengals	Trey Hendrickson	4.0	37.0	7
9/15	at Ravens	Odafe Oweh	2.5	21.0	3
9/29	vs. Browns	Myles Garrett	2.0	14.0	3
11/29	at Chiefs	Chris Jones	2.0	7.0	2
12/16	vs. Falcons	DeAngelo Malone	2.0	12.0	3
9/15	at Ravens	Kyle Van Noy	2.0	17.0	3
9/8	at Chargers	Khalil Mack	1.5	10.0	2

BIG PLAYS OF 20+ YARDS

DATE	OPPONENT	QTR	RAIDERS PLAYER	RUN	PASS	DOWN	RESULT	GAME OUTCOME
11/29	at Kansas City	4	Aidan O'Connell -> Tre Tucker		58T	1-10-LV 42	Touchdown	L, 19-17
10/06	at Denver	1	Gardner Minshew II -> Brock Bowers		57T	1-10-LV 43	Touchdown	L, 34-18
09/22	Carolina	1	Gardner Minshew II -> Tre Tucker		54	2-10-LV 20	Touchdown	L, 36-22
11/29	at Kansas City	2	Aidan O'Connell -> Jakobi Meyers		43	3-3-LV 28	Field Goal	L, 19-17
10/06	at Denver	2	Ameer Abdullah run	40		1-10-LV 31	Interception	L, 34-18
11/24	Denver	2	AJ Cole -> Divine Deablo		34	4-4-LV 36	Field Goal	L, 29-19
09/08	at L.A. Chargers	4	Gardner Minshew II -> Jakobi Meyers		33	2-10-LV 44	Field Goal	L, 22-10
11/29	at Kansas City	3	Aidan O'Connell -> Brock Bowers		33T	2-17-KC 33	Touchdown	L, 19-17
12/22	Jacksonville	1	Aidan O'Connell -> Brock Bowers		32	1-10-LV 3	Punt	W, 19-14
09/08	at L.A. Chargers	1	Gardner Minshew II -> Alexander Mattison		31T	1-10-LAC 31	Touchdown	L, 22-10
11/17	at Miami	3	Gardner Minshew II -> Alexander Mattison		31	1-10-LV 45	Touchdown	L, 34-19
09/15	at Baltimore	4	Gardner Minshew II -> Davante Adams		30	1-10-BAL 39	Field Goal	W, 26-23
10/13	Pittsburgh	3	Aidan O'Connell -> DJ Turner		30	2-8-LV 32	Fumble	L, 32-13
09/15	at Baltimore	4	Gardner Minshew II -> Davante Adams		29	1-10-LV 30	Touchdown	W, 26-23
11/29	at Kansas City	3	Aidan O'Connell -> Brock Bowers		29	3-5-LV 46	Missed FG	L, 19-17
12/08	at Tampa Bay	2	Sincere McCormick run	29		3-1-TB 43	Field Goal	L, 28-13
12/08	at Tampa Bay	2	Aidan O'Connell -> Michael Mayer		29	1-10-TB 33	Touchdown	L, 28-13
12/22	Jacksonville	2	Aidan O'Connell -> Tre Tucker		29	1-10-JAX 30	Touchdown	W, 19-14
11/24	Denver	4	Desmond Ridder -> Tre Tucker		28	2-4-DEN 48	End Game	L, 29-19
09/15	at Baltimore	3	Gardner Minshew II -> Brock Bowers		27	3-8-BAL 28	Touchdown	W, 26-23
09/08	at L.A. Chargers	2	Gardner Minshew II -> Brock Bowers		26	1-10-LV 31	Punt	L, 22-10
09/15	at Baltimore	4	Gardner Minshew II -> Davante Adams		26	2-20-LV 35	Field Goal	W, 26-23
09/15	at Baltimore	3	Gardner Minshew II -> Brock Bowers		25	2-9-LV 42	Downs	W, 26-23
10/20	at L.A. Rams	1	Gardner Minshew II -> Brock Bowers		25	3-9-50	Field Goal	L, 20-15
11/24	Denver	4	Gardner Minshew II -> Jakobi Meyers		25	2-10-DEN 44	Field Goal	L, 29-19
11/29	at Kansas City	3	Aidan O'Connell -> DJ Turner		25	2-10-LV 36	Downs	L, 19-17
11/29	at Kansas City	4	Aidan O'Connell -> Brock Bowers		25	2-5-LV 25	Fumble	L, 19-17
11/29	at Kansas City	2	Aidan O'Connell -> Jakobi Meyers		25	1-10-KC 29	Field Goal	L, 19-17
12/08	at Tampa Bay	4	Desmond Ridder -> Brock Bowers		25	3-4-LV 41	Field Goal	L, 28-13
09/29	Cleveland	2	Alexander Mattison run	24		2-1-LV 42	Field Goal	W, 20-16
12/16	Atlanta	4	Desmond Ridder -> Ameer Abdullah		24	3-3-ATL 29	Touchdown	L, 15-9
12/22	Jacksonville	1	Aidan O'Connell -> Jakobi Meyers		24	1-10-LV 46	Touchdown	W, 19-14
09/08	at L.A. Chargers	3	Gardner Minshew II -> Davante Adams		23	1-10-LV 43	Missed FG	L, 22-10
11/03	at Cincinnati	2	Gardner Minshew II -> Jakobi Meyers		23	1-10-CIN 49	Field Goal	L, 41-24
11/17	at Miami	3	Gardner Minshew II -> Brock Bowers		23T	3-9-MIA 23	Touchdown	L, 34-19
09/22	Carolina	4	Gardner Minshew II -> Alexander Mattison		22	2-10-CAR 47	Touchdown	L, 36-22
11/03	at Cincinnati	1	Gardner Minshew II -> Jakobi Meyers		22	2-1-CIN 45	Touchdown	L, 41-24
11/03	at Cincinnati	4	Desmond Ridder -> Brock Bowers		22T	2-8-CIN 22	Touchdown	L, 41-24
11/17	at Miami	4	Gardner Minshew II -> Tre Tucker		22	2-9-MIA 43	Touchdown	L, 34-19
12/16	Atlanta	2	Desmond Ridder -> Brock Bowers		22	1-10-LV 18	End Half	L, 15-9
12/16	Atlanta	4	Desmond Ridder -> Jakobi Meyers		22	1-10-LV 43	Interception	L, 15-9
09/22	Carolina	2	Gardner Minshew II -> Brock Bowers		21	1-10-LV 30	Missed FG	L, 36-22
10/06	at Denver	4	Aidan O'Connell -> Jakobi Meyers		21	3-19-LV 1	Downs	L, 34-18
10/27	Kansas City	1	Gardner Minshew II -> Tre Tucker		20	2-6-50	Touchdown	L, 27-20
11/03	at Cincinnati	2	Gardner Minshew II -> Jakobi Meyers		20	2-9-LV 31	Field Goal	L, 41-24
11/17	at Miami	1	Jakobi Meyers run	20		3-1-50	Field Goal	L, 34-19
12/08	at Tampa Bay	4	Desmond Ridder -> Jakobi Meyers		20	4-5-TB 29	Field Goal	L, 28-13

OPPONENT BIG PLAYS OF 20+ YARDS

DATE	OPPONENT	QTR	OPP. PLAYER	RUN	PASS	DOWN	RESULT	GAME OUTCOME
12/22	Jacksonville	3	Mac Jones -> Brian Thomas Jr.		62T	3-8-JAX 38	Touchdown	W, 14-19
09/08	at L.A. Chargers	4	J.K. Dobbins run	61		2-3-LAC 25	Touchdown	L, 10-22
11/17	at Miami	4	Tua Tagovailoa -> Jonnu Smith		57T	2-11-MIA 43	Touchdown	L, 19-34
11/03	at Cincinnati	4	Joe Burrow -> Mike Gesicki		47T	3-6-LV 47	Touchdown	L, 24-41
09/08	at L.A. Chargers	3	J.K. Dobbins run	46		3-1-LAC 47	Field Goal	L, 10-22
12/08	at Tampa Bay	4	Baker Mayfield -> Cade Otton		44	2-7-TB 23	Touchdown	L, 13-28
10/20	at L.A. Rams	4	Matthew Stafford -> Tyler Johnson		37	3-1-LAR 39	Missed FG	L, 15-20
11/24	Denver	4	Bo Nix -> Marvin Mims Jr.		37	3-5-LV 39	Touchdown	L, 19-29
10/13	Pittsburgh	3	Najee Harris run	36T		2-5-LV 36	Touchdown	L, 13-32
09/22	Carolina	2	Andy Dalton -> Diontae Johnson		35	3-8-CAR 34	Touchdown	L, 22-36
09/22	Carolina	2	Andy Dalton -> Xavier Legette		35	2-10-LV 45	Touchdown	L, 22-36
09/29	Cleveland	4	Jerome Ford run	35		2-6-CLE 49	Downs	W, 16-20
11/29	at Kansas City	2	Patrick Mahomes -> DeAndre Hopkins		34	2-15-KC 16	Missed FG	L, 17-19
11/29	at Kansas City	3	Isiah Pacheco run	34		1-10-LV 48	Field Goal	L, 17-19
12/08	at Tampa Bay	4	Sean Tucker run	34		2-3-LV 37	Touchdown	L, 13-28
12/08	at Tampa Bay	4	Baker Mayfield -> Mike Evans		32	3-9-TB 24	Touchdown	L, 13-28
09/22	Carolina	2	Andy Dalton -> Adam Thielen		31T	1-10-LV 31	Touchdown	L, 22-36
10/13	Pittsburgh	4	Justin Fields -> George Pickens		31	2-8-LV 34	Field Goal	L, 13-32
11/29	at Kansas City	3	Patrick Mahomes -> DeAndre Hopkins		31	3-10-KC 45	Field Goal	L, 17-19
11/17	at Miami	3	De'Von Achane run	30		1-10-LV 34	Touchdown	L, 19-34
12/16	Atlanta	1	Kirk Cousins -> Drake London		30T	2-10-LV 30	Touchdown	L, 9-15
09/15	at Baltimore	3	Derrick Henry run	29		1-10-LV 38	Touchdown	W, 23-26
12/08	at Tampa Bay	4	Baker Mayfield -> Jalen McMillan		29T	3-6-LV 29	Touchdown	L, 13-28
12/16	Atlanta	4	Bijan Robinson run	29		1-10-ATL 26	Punt	L, 9-15
09/08	at L.A. Chargers	3	Justin Herbert -> Hayden Hurst		27	1-10-LAC 39	Touchdown	L, 10-22
10/06	at Denver	3	Bo Nix -> Lil'Jordan Humphrey		27	2-1-LV 30	Touchdown	L, 18-34
10/06	at Denver	2	Bo Nix -> Javonte Williams		26	2-14-DEN 10	Punt	L, 18-34
10/13	Pittsburgh	3	Najee Harris run	26		2-10-PIT 20	Touchdown	L, 13-32
11/24	Denver	1	Bo Nix -> Troy Franklin		26	1-20-DEN 34	Field Goal	L, 19-29
11/29	at Kansas City	2	Patrick Mahomes -> Noah Gray		26	1-10-KC 47	Touchdown	L, 17-19
09/15	at Baltimore	4	Lamar Jackson run	25		4-10-BAL 41	End Game	W, 23-26
10/27	Kansas City	1	Patrick Mahomes -> Travis Kelce		25	1-10-KC 46	Touchdown	L, 20-27
10/06	at Denver	4	Bo Nix -> Courtland Sutton		24	3-4-LV 33	Touchdown	L, 18-34
10/20	at L.A. Rams	3	Xavier Smith run	24		1-10-LV 26	Touchdown	L, 15-20
11/03	at Cincinnati	2	Joe Burrow -> Mike Gesicki		24	1-15-CIN 25	Touchdown	L, 24-41
11/17	at Miami	2	Tua Tagovailoa -> Jaylen Waddle		24	2-10-LV 40	Field Goal	L, 19-34
11/24	Denver	2	Bo Nix -> Devaughn Vele		24	2-2- 50	Field Goal	L, 19-29
11/29	at Kansas City	1	Patrick Mahomes -> Travis Kelce		24	1-20-KC 49	Punt	L, 17-19
09/22	Carolina	2	Andy Dalton -> Diontae Johnson		23	3-14-CAR 32	Touchdown	L, 22-36
10/20	at L.A. Rams	2	Matthew Stafford -> Colby Parkinson		23	1-10-LV 36	Touchdown	L, 15-20
11/24	Denver	1	Bo Nix -> Devaughn Vele		23	2-10-DEN 11	Punt	L, 19-29
11/29	at Kansas City	3	Patrick Mahomes -> Noah Gray		22	2-10-KC 30	Field Goal	L, 17-19
12/08	at Tampa Bay	2	Baker Mayfield -> Sterling Shepard		22	2-9-TB 32	Interception	L, 13-28
09/15	at Baltimore	2	Lamar Jackson -> Zay Flowers		21	2-4-BAL 39	Missed FG	W, 23-26
10/06	at Denver	1	Bo Nix -> Lil'Jordan Humphrey		21	1-10-LV 43	Field Goal	L, 18-34
10/27	Kansas City	1	Patrick Mahomes -> Samaje Perine		21	3-5-LV 24	Touchdown	L, 20-27
11/03	at Cincinnati	3	Chase Brown run	21		1-10-CIN 40	Touchdown	L, 24-41
09/22	Carolina	1	Andy Dalton -> Tommy Tremble		20	1-10-LV 26	Touchdown	L, 22-36
09/22	Carolina	3	Andy Dalton -> Chuba Hubbard		20	2-8-CAR 29	Touchdown	L, 22-36
10/06	at Denver	2	Bo Nix -> Troy Franklin		20	3-7-DEN 39	Field Goal	L, 18-34
10/13	Pittsburgh	2	Justin Fields -> Calvin Austin III		20	3-11-PIT 19	Punt	L, 13-32
12/08	at Tampa Bay	1	Baker Mayfield -> Cade Otton		20	2-8- 50	Touchdown	L, 13-28
12/22	Jacksonville	4	Mac Jones -> Brian Thomas Jr.		20	1-10-JAX 19	Downs	W, 14-19

LONGEST DRIVES

RAIDERS

(AS OF DEC 24, 2024, 12:05 AM PST)

2024 : REGULAR SEASON

PLAYS			NET YARDS			TIME		
DATE	OPPONENT	PLAYS	DATE	OPPONENT	NET YARDS	DATE	OPPONENT	TIME
11/17	at Miami	16 (field goal)	9/22	Carolina	97 (touchdown) [PEN: 5, GROSS: 92]	12/8	at Tampa Bay	10:20 (interception)
12/8	at Tampa Bay	16 (interception)	11/29	at Kansas City	83 (field goal) [PEN: -5, GROSS: 88]	10/6	at Denver	8:06 (field goal)
10/20	at L.A. Rams	15 (field goal)	10/6	at Denver	75 (touchdown) [PEN: 3, GROSS: 72]	10/20	at L.A. Rams	7:25 (field goal)
9/22	Carolina	13 (touchdown)	10/13	Pittsburgh	70 (touchdown) [PEN: 0, GROSS: 70]	10/27	Kansas City	7:23 (touchdown)
10/6	at Denver	13 (field goal)	10/27	Kansas City	70 (touchdown) [PEN: -10, GROSS: 80]	11/17	at Miami	6:39 (field goal)
10/27	Kansas City	13 (touchdown)	10/13	Pittsburgh	70 (touchdown) [PEN: 0, GROSS: 70]	12/22	Jacksonville	6:36 (punt)
11/3	at Cincinnati	12 (downs)	12/22	Jacksonville	70 (touchdown) [PEN: 5, GROSS: 65]	11/29	at Kansas City	6:20 (field goal)
11/24	Denver	11 (field goal)	9/29	Cleveland	70 (touchdown) [PEN: 0, GROSS: 70]	10/13	Pittsburgh	5:55 (touchdown)
11/24	Denver	11 (field goal)	11/3	at Cincinnati	70 (touchdown) [PEN: 27, GROSS: 43]	12/16	Atlanta	5:45 (fumble)
11/24	Denver	11 (end of game)	12/22	Jacksonville	70 (touchdown) [PEN: 0, GROSS: 70]	9/29	Cleveland	5:45 (touchdown)
9/29	Cleveland	11 (touchdown)	9/15	at Baltimore	70 (touchdown) [PEN: 16, GROSS: 54]	11/24	Denver	5:33 (field goal)
11/29	at Kansas City	10 (field goal)	10/27	Kansas City	70 (touchdown) [PEN: -5, GROSS: 75]	11/3	at Cincinnati	5:24 (touchdown)
10/13	Pittsburgh	10 (touchdown)	11/3	at Cincinnati	70 (touchdown) [PEN: 16, GROSS: 54]	9/22	Carolina	5:24 (touchdown)
12/16	Atlanta	10 (fumble)	11/17	at Miami	70 (touchdown) [PEN: -10, GROSS: 80]	9/15	at Baltimore	4:47 (field goal)
10/13	Pittsburgh	10 (touchdown)	11/17	at Miami	70 (touchdown) [PEN: -5, GROSS: 75]	9/8	at L.A. Chargers	4:45 (missed fg)
12/16	Atlanta	10 (interception)	12/16	Atlanta	68 (touchdown) [PEN: 0, GROSS: 68]	12/29	at New Orleans	--
12/22	Jacksonville	10 (field goal)	9/8	at L.A. Chargers	67 (touchdown) [PEN: 0, GROSS: 67]	1/5	L.A. Chargers	--
12/22	Jacksonville	10 (punt)	11/24	Denver	66 (field goal) [PEN: 0, GROSS: 66]	--	--	--
12/22	Jacksonville	10 (touchdown)	10/20	at L.A. Rams	66 (field goal) [PEN: -5, GROSS: 71]	--	--	--
9/15	at Baltimore	9 (touchdown)	12/8	at Tampa Bay	61 (interception) [PEN: -5, GROSS: 66]	--	--	--
9/8	at L.A. Chargers	9 (missed fg)	12/29	at New Orleans	--	--	--	--
12/29	at New Orleans	--	1/5	L.A. Chargers	--	--	--	--
1/5	L.A. Chargers	--	--	--	--	--	--	--

2024 REGULAR SEASON

WEEK 1: RAIDERS 10, CHARGERS 22 SEPTEMBER 8, 2024

RAIDERS													CHARGERS												
#	RECD	LOST	POSS	OBTAINED	BEGAN	PLAYS	YDS	PEN	NET	1ST	ENDED	GIVEN UP	#	RECD	LOST	POSS	OBTAINED	BEGAN	PLAYS	YDS	PEN	NET	1ST	ENDED	GIVEN UP
1	11:44	09:30	2:14	Punt	LV 21	3	9	0	9	0	LV 30	Punt	1	15:00	11:44	3:16	Kickoff	LAC 36	4	15	0	15	1	LV 49	Punt
2	07:31	05:55	1:36	Punt	LV 32	4	8	0	8	0	LV 41	Downs	2	09:30	07:31	1:59	Punt	LAC 13	3	9	-5	4	0	LAC 17	Punt
3	04:22	00:45	3:37	Kickoff	LV 33	7	67	0	67	3	LAC 31	TD	3	05:55	04:22	1:33	Downs	LV 40	4	15	-10	5	0	LV 35	Field Goal
4	14:15	12:13	2:02	Punt	LV 9	3	8	0	8	0	LV 17	Punt	4	00:45	14:15	1:30	Kickoff	LAC 30	3	14	-5	9	0	LAC 39	Punt
5	08:58	04:27	4:31	Punt	LV 20	7	19	0	19	2	LV 39	Punt	5	12:13	08:58	3:15	Punt	LAC 31	4	19	-5	14	1	LAC 45	Punt
6	02:09	01:13	0:56	Punt	LV 34	4	8	0	8	1	LAC 48	Fumble	6	04:27	02:09	2:18	Punt	LAC 11	3	6	0	6	0	LAC 17	Punt
7	00:26	00:00	0:26	Kickoff	LV 30	1	4	0	4	0	LV 30	End Half	7	01:13	00:26	0:47	Fumble	LV 12	4	5	0	5	0	LV 7	Field Goal
8	15:00	12:53	2:07	Kickoff	LV 30	3	8	0	8	0	LV 38	Punt	8	12:53	09:08	3:45	Punt	LAC 20	9	74	0	74	2	LV 6	Field Goal
9	09:08	08:20	0:48	Kickoff	LV 30	3	18	5	23	1	LV 45	Fumble	9	08:20	06:47	1:33	Fumble	LAC 45	3	6	0	6	0	LV 49	Field Goal
10	06:47	02:02	4:45	Punt	LV 20	9	49	0	49	3	LAC 31	Missed FG	10	02:02	14:55	2:07	Missed FG	LAC 39	6	61	0	61	4	LV 12	TD
11	14:55	10:30	4:25	Kickoff	LV 30	8	56	0	56	2	LAC 14	Field Goal	11	10:30	09:30	1:00	Kickoff	LAC 30	3	2	0	2	0	LAC 32	Punt
12	09:30	07:09	2:21	Punt	LV 48	3	9	0	9	0	LAC 43	Punt	12	07:09	03:40	3:29	Punt	LAC 8	8	92	0	92	3	LV 10	TD
13	03:40	01:44	1:56	Kickoff	LV 30	6	33	5	38	2	LAC 32	Int	13	01:44	00:00	1:44	Int	LAC 38	3	-2	0	-2	0	LAC 37	End Game

WEEK 2: RAIDERS 26, RAVENS 23 SEPTEMBER 15, 2024

RAIDERS													RAVENS												
#	RECD	LOST	POSS	OBTAINED	BEGAN	PLAYS	YDS	PEN	NET	1ST	ENDED	GIVEN UP	#	RECD	LOST	POSS	OBTAINED	BEGAN	PLAYS	YDS	PEN	NET	1ST	ENDED	GIVEN UP
1	15:00	12:39	2:21	Kickoff	LV 24	3	-8	0	-8	0	LV 16	Punt	1	12:39	08:29	4:10	Punt	BAL 45	7	25	0	25	1	LV 30	Field Goal
2	08:29	04:19	4:10	Kickoff	LV 30	6	10	0	10	1	LV 40	Punt	2	04:19	02:13	2:06	Punt	BAL 20	3	1	0	1	0	BAL 21	Punt
3	02:13	00:40	1:33	Punt	LV 40	3	6	0	6	0	LV 46	Punt	3	00:40	14:06	1:34	Punt	BAL 20	3	3	0	3	0	BAL 23	Punt
4	14:06	09:19	4:47	Punt	LV 28	8	37	0	37	2	BAL 35	Field Goal	4	09:19	06:00	3:19	Kickoff	BAL 30	8	45	0	45	3	LV 25	Field Goal
5	06:00	05:03	0:57	Kickoff	LV 47	2	2	0	2	0	LV 49	Int	5	05:03	02:25	2:38	Int	BAL 33	7	39	-10	29	1	LV 38	Missed FG
6	02:25	01:37	0:48	Missed FG	LV 46	5	-3	24	21	1	BAL 33	Field Goal	6	01:37	00:03	1:34	Kickoff	BAL 30	10	61	-5	56	3	LV 14	Field Goal
7	00:03	00:00	0:03	Kickoff	LV 30	1	-1	0	-1	0	LV 30	End Half	7	15:00	11:42	3:18	Kickoff	BAL 30	6	70	0	70	4	LV 8	TD
8	11:42	07:36	4:06	Kickoff	LV 30	7	45	0	45	2	BAL 25	Downs	8	07:36	06:08	1:28	Downs	BAL 25	3	19	0	19	1	BAL 44	Int
9	06:08	02:36	3:32	Int	BAL 46	7	46	0	46	3	BAL 1	TD	9	02:36	12:11	5:25	Kickoff	BAL 24	9	80	-4	76	6	LV 3	TD
10	12:11	09:21	2:50	Kickoff	LV 30	7	49	15	64	3	BAL 6	Field Goal	10	09:21	07:36	1:45	Kickoff	BAL 20	3	5	0	5	0	BAL 25	Punt
11	07:36	03:54	3:42	Punt	LV 30	9	54	16	70	5	BAL 1	TD	11	03:54	02:21	1:33	Kickoff	BAL 30	3	-6	0	-6	0	BAL 24	Punt
12	02:21	00:27	1:54	Punt	BAL 43	6	23	0	23	1	BAL 20	Field Goal	12	00:27	00:00	0:27	Kickoff	BAL 30	5	41	0	41	2	BAL 41	End Game

WEEK 3: RAIDERS 22, PANTHERS 36 SEPTEMBER 22, 2024

RAIDERS													PANTHERS												
#	RECD	LOST	POSS	OBTAINED	BEGAN	PLAYS	YDS	PEN	NET	1ST	ENDED	GIVEN UP	#	RECD	LOST	POSS	OBTAINED	BEGAN	PLAYS	YDS	PEN	NET	1ST	ENDED	GIVEN UP
1	10:13	08:51	1:22	Kickoff	LV 30	3	6	0	6	0	LV 36	Punt	1	15:00	10:13	4:47	Kickoff	CAR 30	9	70	0	70	5	LV 6	TD
2	05:48	00:24	5:24	Punt	LV 3	10	92	5	97	5	CAR 2	TD	2	08:51	05:48	3:03	Punt	CAR 21	6	25	5	30	1	LV 49	Punt
3	09:28	06:53	2:35	Kickoff	LV 40	5	21	0	21	1	CAR 39	Downs	3	00:24	09:28	5:56	Kickoff	CAR 25	10	75	0	75	4	LV 5	TD
4	05:08	03:31	1:37	Punt	LV 25	3	8	15	23	1	LV 48	Punt	4	06:53	05:08	1:45	Downs	CAR 39	3	-1	0	-1	0	CAR 38	Punt
5	01:54	01:12	0:42	Punt	LV 33	3	3	-10	-7	0	LV 26	Punt	5	03:31	01:54	1:37	Punt	CAR 5	5	19	0	19	1	CAR 24	Punt
6	00:28	00:00	0:28	Kickoff	LV 30	4	25	6	31	2	CAR 39	Missed FG	6	01:12	00:28	0:44	Punt	CAR 32	4	68	0	68	2	LV 31	TD
7	15:00	13:21	1:39	Kickoff	LV 27	3	4	0	4	0	LV 31	Punt	7	13:21	09:59	3:22	Punt	CAR 34	7	41	0	41	2	LV 25	Field Goal
8	09:59	08:14	1:45	Kickoff	LV 28	4	9	0	9	0	LV 37	Downs	8	08:14	04:46	3:28	Downs	LV 37	6	40	-20	20	1	LV 17	Field Goal
9	04:46	03:25	1:21	Kickoff	LV 30	3	8	0	8	0	LV 38	Punt	9	03:25	13:33	4:52	Punt	CAR 16	11	69	15	84	6	LV 1	TD
10	13:33	10:56	2:37	Kickoff	LV 30	7	70	0	70	5	CAR 13	TD	10	10:56	09:11	1:45	Kickoff	CAR 30	3	5	-5	0	0	CAR 30	Punt
11	09:11	08:34	0:37	Punt	LV 10	2	15	0	15	1	LV 25	Int	11	08:34	04:47	3:47	Int	LV 36	7	28	0	28	2	LV 8	Field Goal
12	04:47	00:56	3:51	Kickoff	LV 30	13	70	0	70	5	CAR 8	TD	12	00:56	00:00	0:56	Kickoff	LV 47	2	-2	0	-2	0	LV 48	End Game

WEEK 4: RAIDERS 20, BROWNS 16 SEPTEMBER 29, 2024

RAIDERS													BROWNS												
#	RECD	LOST	POSS	OBTAINED	BEGAN	PLAYS	YDS	PEN	NET	1ST	ENDED	GIVEN UP	#	RECD	LOST	POSS	OBTAINED	BEGAN	PLAYS	YDS	PEN	NET	1ST	ENDED	GIVEN UP
1	05:38	03:55	1:43	Kickoff	LV 16	3	2	-13	-11	0	LV 5	Punt	1	15:00	05:38	9:22	Kickoff	CLE 30	15	60	10	70	7	LV 1	TD
2	00:35	09:50	5:45	Kickoff	LV 30	11	70	0	70	5	CLE 3	TD	2	03:55	00:35	3:20	Punt	CLE 46	6	17	0	17	1	LV 37	Field Goal
3	07:58	02:52	5:06	Punt	LV 21	9	55	-10	45	2	CLE 34	Field Goal	3	09:50	07:58	1:52	Kickoff	CLE 27	3	2	0	2	0	CLE 29	Punt
4	01:20	00:00	1:20	Punt	LV 3	4	14	-1	13	1	LV 17	End Half	4	02:52	01:20	1:32	Kickoff	CLE 17	7	43	0	43	2	LV 40	Punt
5	15:00	11:28	3:32	Kickoff	LV 30	8	40	15	55	3	CLE 15	Field Goal	5	11:28	07:59	3:29	Kickoff	CLE 26	6	23	0	23	2	CLE 49	Int
6	07:59	05:23	2:36	Int	LV 48	6	48	4	52	4	CLE 18	TD	6	05:23	01:29	3:54	Kickoff	CLE 30	5	4	-5	-1	1	CLE 29	Punt
7	01:29	14:50	1:39	Punt	LV 24	3	5	0	5	0	LV 33	Fumble	7	11:50	08:48	3:02	Punt	CLE 5	5	30	-9	21	1	CLE 26	Punt
8	14:50	11:50	3:00	Kickoff	LV 26	5	15	0	15	1	LV 41	Punt	8	06:24	04:55	1:29	Punt	CLE 10	3	6	0	6	0	CLE 16	Punt
9	08:48	06:24	2:24	Punt	LV 20	4	25	0	25	1	LV 45	Punt	9	03:17	00:35	2:42	Punt	CLE 31	8	50	0	50	2	LV 9	Downs
10	04:55	03:17	1:38	Punt	LV 20	3	-5	0	-5	0	LV 15	Punt													
11	00:35	00:00	0:35	Downs	LV 19	1	-1	0	-1	0	LV 19	End Game													

WEEK 5: RAIDERS 18, BRONCOS 34

OCTOBER 6, 2024

RAIDERS														BRONCOS													
#	RECD	LOST	POSS	OBTAINED	BEGAN	PLAYS	YDS	PEN	NET	1ST	ENDED	GIVEN UP		#	RECD	LOST	POSS	OBTAINED	BEGAN	PLAYS	YDS	PEN	NET	1ST	ENDED	GIVEN UP	
1	15:00	12:57	2:03	Kickoff	LV 30	4	70	0	70	2	LV 43	TD		1	12:57	09:33	3:24	Kickoff	DEN 25	7	22	0	22	1	DEN 47	Punt	
2	09:33	01:27	8:06	Punt	LV 10	13	68	0	68	5	DEN 22	Field Goal		2	01:27	12:23	4:04	Kickoff	DEN 41	7	41	-15	26	2	LV 33	Field Goal	
3	12:23	08:43	3:40	Kickoff	LV 31	6	64	0	64	3	DEN 5	Int		3	07:05	05:36	1:29	Punt	DEN 7	3	8	0	8	0	DEN 15	Punt	
4	08:43	07:05	1:38	Kickoff	LV 30	3	2	0	2	0	LV 32	Punt		4	03:58	01:33	2:25	Punt	DEN 3	6	31	0	31	2	DEN 34	Punt	
5	05:36	03:58	1:38	Punt		3	8	0	8	0	DEN 42	Punt		5	00:27	00:00	0:27	Punt	DEN 36	5	23	15	38	2	LV 26	Field Goal	
6	01:33	00:27	1:06	Punt	LV 13	3	14	-10	4	0	LV 17	Punt		6	15:00	13:30	1:30	Kickoff	DEN 30	3	7	-10	-3	0	DEN 27	Punt	
7	13:30	09:54	3:36	Punt	LV 24	6	4	0	4	1	LV 28	Punt		7	09:54	06:54	3:00	Punt		6	45	5	50	3	LV 4	TD	
8	06:54	04:16	2:38	Kickoff	LV 30	5	10	0	10	1	LV 40	Int		8	04:16	01:31	2:45	Int	DEN 37	5	18	0	18	1	LV 45	Punt	
9	01:31	00:00	1:31	Punt	LV 20	3	4	-10	-6	0	LV 14	Punt		9	15:00	10:12	4:48	Punt	DEN 42	8	53	5	58	5	LV 1	TD	
10	10:12	10:07	0:05	Kickoff	LV 20	1	0	0	0	0	LV 20	Int		10	10:07	08:14	1:53	Int	LV 39	4	39	0	39	2	LV 9	TD	
11	08:14	04:01	4:13	Kickoff	LV 25	12	72	3	75	7	DEN 3	TD		11	04:01	03:04	0:57	Kickoff	LV 44	3	5	-5	0	0	LV 44	Punt	
12	03:04	01:55	1:09	Punt	LV 10	7	14	-9	5	1	LV 15	Downs		12	01:55	00:00	1:55	Downs	LV 14	3	-4	0	-4	0	LV 17	End Game	

WEEK 6: RAIDERS 13, STEELERS 32

OCTOBER 13, 2024

RAIDERS														STEELERS													
#	RECD	LOST	POSS	OBTAINED	BEGAN	PLAYS	YDS	PEN	NET	1ST	ENDED	GIVEN UP		#	RECD	LOST	POSS	OBTAINED	BEGAN	PLAYS	YDS	PEN	NET	1ST	ENDED	GIVEN UP	
1	10:19	04:24	5:55	Kickoff	LV 30	10	70	0	70	6	PIT 3	TD		1	15:00	10:19	4:41	Kickoff		PIT 29	9	37	0	37	3	LV 34	Field Goal
2	02:48	01:12	1:36	Punt	LV 25	3	6	0	6	0	LV 31	Punt		2	04:24	02:48	1:36	Kickoff		PIT 30	3	3	-5	-2	0	PIT 28	Punt
3	12:12	10:23	1:49	Kickoff	LV 30	3	9	0	9	0	LV 39	Punt		3	01:12	12:12	4:00	Punt		PIT 26	10	53	-10	43	3	LV 31	Field Goal
4	04:37	02:32	2:05	Punt	LV 16	4	14	0	14	1	LV 30	Fumble		4	10:23	04:37	5:46	Punt		PIT 20	8	41	-25	16	2	PIT 36	Punt
5	00:34	00:00	0:34	Kickoff	LV 30	5	18	0	18	1	LV 48	Downs		5	02:32	00:34	1:58	Fumble		LV 30	6	18	12	30	2	LV 3	TD
6	15:00	10:58	4:02	Kickoff	LV 30	6	14	-10	4	1	LV 34	Blocked Punt, Downs		6	10:58	09:20	1:38	Blocked Punt, Downs		LV 9	4	-5	-5	-10	0	LV 19	Field Goal
7	09:20	07:40	1:40	Kickoff	LV 30	3	4	0	4	0	LV 34	Punt		7	07:40	04:21	3:19	Punt		PIT 20	7	65	15	80	3	LV 36	TD
8	04:21	14:21	5:00	Kickoff	LV 30	9	74	-5	69	3	PIT 1	Fumble		8	14:21	09:16	5:05	Fumble		PIT 11	8	38	-5	33	2	PIT 44	Punt
9	09:16	08:21	0:55	Punt	LV 13	3	-9	0	-9	0	LV 4	Int		9	08:21	08:16	0:05	Int		LV 7	1	7	0	7	1	LV 7	TD
10	08:16	04:54	3:22	Kickoff	LV 30	10	70	0	70	4	PIT 9	TD		10	04:54	03:55	0:59	Kickoff		LV 36	6	18	0	18	1	LV 18	Field Goal
11	03:55	02:44	1:11	Kickoff	LV 30	4	5	0	5	0	LV 35	Downs		11	02:44	00:00	2:44	Downs		LV 35	4	9	0	9	1	LV 25	End Game

WEEK 7: RAIDERS 15, RAMS 20

OCTOBER 20, 2024

RAIDERS														RAMS													
#	RECD	LOST	POSS	OBTAINED	BEGAN	PLAYS	YDS	PEN	NET	1ST	ENDED	GIVEN UP		#	RECD	LOST	POSS	OBTAINED	BEGAN	PLAYS	YDS	PEN	NET	1ST	ENDED	GIVEN UP	
1	15:00	12:07	2:53	Kickoff	LV 30	6	19	0	19	1	LV 49	Punt		1	12:07	08:36	3:31	Punt	LAR 11	7	41	-5	36	2	LAR 47	Punt	
2	08:36	04:32	4:04	Punt	LV 8	7	43	-21	22	2	LV 30	Punt		2	04:32	02:33	1:59	Punt	LAR 24	4	-4	15	11	1	LAR 35	Punt	
3	02:33	14:04	3:29	Punt	LV 24	9	56	0	56	3	LAR 20	Field Goal		3	14:04	10:52	3:12	Kickoff	LAR 30	6	21	0	21	1	LV 49	Downs	
4	10:52	09:13	1:39	Downs	LV 49	3	3	0	3	0	LAR 48	Punt		4	09:13	07:04	2:09	Punt	LAR 20	3	9	0	9	0	LAR 29	Punt	
5	07:04	04:47	2:17	Punt	LV 28	4	18	-5	13	1	LV 41	Int		5	04:47	03:00	1:47	Int	LV 47	4	47	0	47	3	LV 13	TD	
6	03:00	01:14	1:46	Kickoff	LV 30	5	3	0	3	1	LV 44	Fumble		6	15:00	13:57	1:03	Kickoff	LAR 30	3	6	0	6	0	LAR 36	Punt	
7	01:14	00:00	1:14	Kickoff	LV 30	8	46	-5	41	3	LAR 29	Field Goal		7	12:26	09:21	3:05	Punt	LAR 40	5	16	0	16	1	LV 44	Punt	
8	13:57	12:26	1:31	Punt	LV 10	3	2	0	2	0	LV 12	Punt		8	08:31	07:30	1:01	Int	LV 31	2	26	5	31	3	LV 2	TD	
9	09:21	08:31	0:50	Punt	LV 20	3	4	0	4	0	LV 24	Int		9	02:25	01:06	1:19	Kickoff	LAR 30	4	17	0	17	1	LAR 47	Int	
10	07:30	02:25	5:05	Kickoff	LV 30	10	42	8	50	3	LAR 20	Field Goal		10	14:52	10:11	4:41	Kickoff	LAR 30	9	59	-5	54	2	LV 16	Missed FG	
11	01:06	14:52	1:14	Int	LAR 14	4	10	-5	5	0	LAR 9	Field Goal		11	02:46	01:39	1:07	Kickoff	LAR 30	4	23	0	23	1	LV 47	Punt	
12	10:11	02:46	7:25	Missed FG	LV 25	15	71	-5	66	6	LAR 9	Field Goal		12	01:18	00:00	1:18	Int	LV 32	2	-2	0	-2	0	LV 33	End Game	
13	01:39	01:18	0:21	Punt	LV 11	3	0	0	0	0	LV 11	Int															

WEEK 8: RAIDERS 20, CHIEFS 27

OCTOBER 27, 2024

RAIDERS														CHIEFS													
#	RECD	LOST	POSS	OBTAINED	BEGAN	PLAYS	YDS	PEN	NET	1ST	ENDED	GIVEN UP		#	RECD	LOST	POSS	OBTAINED	BEGAN	PLAYS	YDS	PEN	NET	1ST	ENDED	GIVEN UP	
1	10:02	02:39	7:23	Kickoff	LV 30	12	75	-5	70	5	KC 7	TD		1	15:00	10:02	4:58	Kickoff	KC 30	9	70	0	70	4	LV 1	TD	
2	00:59	10:13	5:46	Punt	LV 14	10	50	0	50	3	KC 36	Field Goal		2	02:39	00:59	1:40	Kickoff	KC 30	5	14	0	14	1	KC 44	Punt	
3	01:57	00:58	0:59	Kickoff	LV 30	3	2	0	2	0	LV 32	Punt		3	10:13	01:57	8:16	Kickoff	KC 30	13	75	-5	70	5	LV 5	TD	
4	00:04	00:00	0:04	Kickoff	LV 30	1	-1	0	-1	0	LV 30	End Half		4	00:58	00:04	0:54	Punt	KC 20	9	56	0	56	4	LV 24	Field Goal	
5	15:00	13:25	1:35	Kickoff	LV 30	3	1	0	1	0	LV 31	Punt		5	13:25	12:31	0:54	Punt	KC 8	3	1	0	1	0	KC 9	Punt	
6	12:31	06:40	5:51	Punt	KC 28	10	19	-5	14	2	KC 14	Field Goal		6	06:40	05:39	1:01	Kickoff	KC 8	1	0	-6	-6	0	KC 2	Int	
7	05:39	03:27	2:12	Int	KC 3	4	-5	0	-5	0	KC 3	Downs		7	03:27	08:44	9:43	Downs	KC 8	19	90	-3	87	6	LV 5	Field Goal	
8	08:44	08:00	0:44	Kickoff	LV 30	2	7	0	7	0	LV 37	Fumble		8	08:00	04:59	3:01	Fumble	LV 38	8	38	0	38	3	LV 9	TD	
9	04:59	02:03	2:56	Kickoff	LV 30	13	80	-10	70	5	KC 11	TD		9	02:03	00:00	2:03	Kickoff	LV 45	3	-3	0	-3	0	LV 47	End Game	

WEEK 9: RAIDERS 24, BENGALS 41														NOVEMBER 3, 2024													
RAIDERS														BENGALS													
#	RECD	LOST	POSS	OBTAINED	BEGAN	PLAYS	YDS	PEN	NET	1ST	ENDED	GIVEN UP	#	RECD	LOST	POSS	OBTAINED	BEGAN	PLAYS	YDS	PEN	NET	1ST	ENDED	GIVEN UP		
1	15:00	09:36	5:24	Kickoff	LV 30	11	54	16	70	5	CIN 1	TD	1	09:36	01:39	7:57	Kickoff	CIN 30	13	70	0	70	5	LV 1	TD		
2	01:39	13:29	3:10	Kickoff	LV 30	6	18	0	18	1	LV 48	Punt	2	13:29	07:00	6:29	Punt	CIN 10	14	64	0	64	4	LV 26	Field Goal		
3	07:00	02:58	4:02	Kickoff	LV 30	7	42	0	42	2	CIN 28	Field Goal	3	02:58	00:32	2:26	Kickoff	CIN 30	5	61	9	70	5	LV 10	TD		
4	00:32	00:05	0:27	Kickoff	LV 30	4	23	-5	18	1	LV 48	Punt	4	00:05	00:00	0:05	Punt	CIN 2	1	-1	0	-1	0	CIN 2	End Half		
5	11:27	09:42	1:45	Kickoff	LV 30	4	15	0	15	1	CIN 45	Fumble	5	15:00	11:27	3:33	Kickoff	CIN 30	7	53	17	70	5	LV 2	TD		
6	07:34	06:36	0:58	Kickoff	LV 30	3	2	0	2	0	LV 32	Punt	6	09:42	07:34	2:08	Fumble	LV 21	5	21	0	21	2	LV 11	TD		
7	05:02	04:15	0:47	Punt	LV 26	3	1	-5	-4	0	LV 22	Punt	7	06:36	05:02	1:34	Punt	CIN 23	3	5	0	5	0	CIN 28	Punt		
8	01:03	14:06	1:57	Punt	LV 20	3	-5	0	-5	0	LV 15	Punt	8	04:15	01:03	3:12	Punt	CIN 29	6	6	0	6	1	CIN 35	Punt		
9	11:32	06:36	4:56	Punt	LV 33	12	31	0	31	3	CIN 36	Downs	9	14:06	13:17	0:49	Punt	CIN 20	2	15	0	15	1	CIN 35	Int		
10	05:37	05:29	0:08	Kickoff	LV 30	1	-17	0	-17	0	LV 30	Fumble	10	13:17	11:32	1:45	Kickoff	CIN 26	3	7	0	7	0	CIN 33	Punt		
11	01:53	00:41	1:12	Kickoff	LV 30	6	43	27	70	3	CIN 22	TD	11	06:36	05:37	0:59	Downs	CIN 36	6	59	5	64	2	LV 47	TD		
													12	05:29	01:53	3:36	Fumble	LV 13	7	14	-10	4	1	LV 9	Field Goal		
													13	00:41	00:00	0:41	Kickoff	CIN 22	1	-1	0	-1	0	CIN 22	End Game		

WEEK 11: RAIDERS 19, DOLPHINS 34														NOVEMBER 17, 2024													
RAIDERS														DOLPHINS													
#	RECD	LOST	POSS	OBTAINED	BEGAN	PLAYS	YDS	PEN	NET	1ST	ENDED	GIVEN UP	#	RECD	LOST	POSS	OBTAINED	BEGAN	PLAYS	YDS	PEN	NET	1ST	ENDED	GIVEN UP		
1	06:47	00:08	6:39	Kickoff	LV 30	12	51	10	61	4	MIA 9	Field Goal	1	15:00	06:47	8:13	Kickoff	MIA 30	14	50	20	70	6	LV 1	TD		
2	06:46	00:45	6:01	Kickoff	LV 30	16	66	0	66	5	MIA 4	Field Goal	2	00:08	06:46	8:22	Kickoff	MIA 35	16	52	0	52	4	LV 13	Field Goal		
3	15:00	12:00	3:00	Kickoff	LV 30	5	10	0	10	1	LV 40	Punt	3	00:45	00:00	0:45	Kickoff	MIA 25	4	25	0	25	2	MIA 35	End Half		
4	04:13	01:21	2:52	Kickoff	LV 30	8	75	-5	70	3	MIA 23	TD	4	12:00	04:13	7:47	Punt	MIA 3	14	97	0	97	7	LV 8	TD		
5	10:37	04:23	6:14	Kickoff	LV 30	14	80	-10	70	5	MIA 10	TD	5	01:21	10:37	5:44	Kickoff	MIA 40	10	65	-5	60	4	LV 2	TD		
6	03:19	03:12	0:07	Kickoff	LV 30	1	0	0	0	0	LV 30	Int	6	04:23	03:19	1:04	Kickoff	MIA 30	4	61	9	70	2	MIA 43	TD		
7	01:55	00:00	1:55	Kickoff	LV 30	8	46	0	46	4	MIA 28	End Game	7	03:12	01:55	1:17	Int	LV 31	4	3	0	3	0	LV 28	Field Goal		

WEEK 12: RAIDERS 19, BRONCOS 29														NOVEMBER 24, 2024													
RAIDERS														BRONCOS													
#	RECD	LOST	POSS	OBTAINED	BEGAN	PLAYS	YDS	PEN	NET	1ST	ENDED	GIVEN UP	#	RECD	LOST	POSS	OBTAINED	BEGAN	PLAYS	YDS	PEN	NET	1ST	ENDED	GIVEN UP		
1	15:00	12:09	2:51	Kickoff	LV 30	6	28	0	28	1	DEN 42	Punt	1	12:09	09:09	3:00	Punt	DEN 11	8	48	-10	38	2	DEN 49	Punt		
2	09:09	07:54	1:15	Punt	LV 8	3	6	-7	-1	0	LV 7	Punt	2	07:54	02:47	5:07	Punt	DEN 33	8	62	-15	47	3	LV 20	Field Goal		
3	02:47	13:36	4:11	Kickoff	DEN 40	7	40	0	40	4	DEN 6	TD	3	13:36	09:21	4:15	Kickoff	DEN 30	8	35	0	35	2	LV 35	Field Goal		
4	09:21	03:48	5:33	Kickoff	LV 30	11	64	-10	54	2	DEN 16	Field Goal	4	03:48	00:53	2:55	Kickoff	DEN 30	8	17	17	34	3	LV 36	Field Goal		
5	00:53	00:00	0:53	Kickoff	LV 30	7	48	6	54	3	DEN 16	Field Goal	5	15:00	13:22	1:38	Kickoff	DEN 30	3	2	0	2	0	DEN 32	Punt		
6	13:22	11:33	1:49	Punt	LV 22	4	12	0	12	1	LV 34	Int	6	11:33	10:49	4:44	Int	LV 18	2	18	0	18	1	LV 18	TD		
7	10:49	07:52	2:57	Kickoff	LV 30	5	27	0	27	1	DEN 43	Punt	7	07:52	03:02	4:50	Punt	DEN 1	9	45	0	45	2	DEN 46	Punt		
8	03:02	01:27	1:35	Punt	LV 11	3	6	0	6	0	LV 17	Punt	8	01:27	12:05	4:22	Punt	DEN 48	10	26	0	26	2	LV 26	Field Goal		
9	12:05	08:59	3:06	Kickoff	LV 30	7	23	12	35	2	DEN 35	Field Goal	9	08:59	05:30	3:29	Kickoff	DEN 30	7	70	0	70	4	LV 2	TD		
10	05:30	03:38	1:52	Kickoff	LV 30	11	66	0	66	4	DEN 4	Field Goal	10	03:38	03:12	0:26	Kickoff	DEN 30	3	0	0	0	0	DEN 30	Punt		
11	03:12	02:21	0:51	Punt	LV 24	3	-10	0	-10	0	LV 22	Fumble	11	02:21	01:56	0:25	Fumble	LV 17	4	2	0	2	0	LV 15	Field Goal		
12	01:56	00:00	1:56	Kickoff	LV 30	11	56	5	61	3	DEN 1	End Game															

WEEK 13: RAIDERS 17, CHIEFS 19														NOVEMBER 29, 2024													
RAIDERS														CHIEFS													
#	RECD	LOST	POSS	OBTAINED	BEGAN	PLAYS	YDS	PEN	NET	1ST	ENDED	GIVEN UP	#	RECD	LOST	POSS	OBTAINED	BEGAN	PLAYS	YDS	PEN	NET	1ST	ENDED	GIVEN UP		
1	10:06	06:29	3:37	Kickoff	LV 30	5	21	-20	1	1	LV 31	Punt	1	15:00	10:06	4:54	Kickoff	KC 27	13	46	20	66	4	LV 7	Field Goal		
2	02:23	11:03	6:20	Punt	LV 8	10	88	-5	83	3	KC 9	Field Goal	2	06:29	02:23	4:06	Punt	KC 23	9	60	-20	40	4	LV 37	Punt		
3	08:55	05:55	3:00	Punt	LV 45	7	22	-5	17	1	KC 38	Missed FG	3	11:03	08:55	2:08	Kickoff	KC 24	3	-6	0	-6	0	KC 18	Punt		
4	02:14	01:00	1:14	Kickoff	LV 18	5	27	0	27	2	LV 45	Punt	4	05:55	02:14	3:41	Missed FG	KC 47	7	53	0	53	3	LV 6	TD		
5	15:00	11:45	3:15	Kickoff	LV 25	8	45	0	45	2	KC 30	Downs	5	01:00	00:00	1:00	Punt	KC 21	5	38	0	38	1	LV 41	Missed FG		
6	08:40	04:28	4:12	Kickoff	LV 30	8	28	5	33	2	KC 37	Missed FG	6	11:45	08:40	3:05	Downs	KC 30	7	47	0	47	2	LV 23	Field Goal		
7	03:11	01:40	1:31	Kickoff	KC 26	2	36	-10	26	1	KC 33	TD	7	04:28	03:11	1:17	Missed FG	KC 45	7	38	0	38	1	LV 17	Field Goal		
8	00:05	14:52	0:13	Punt	LV 31	2	69	0	69	2	LV 42	TD	8	01:40	00:05	1:35	Kickoff	KC 30	3	-1	0	-1	0	KC 29	Punt		
9	09:53	06:46	3:07	Kickoff	LV 13	5	15	0	15	1	LV 28	Punt	9	14:52	09:53	4:59	Kickoff	KC 30	11	40	16	56	3	LV 14	Field Goal		
10	05:15	02:17	2:58	Punt	LV 32	8	28	0	28	2	KC 40	Missed FG	10	06:46	05:15	1:31	Punt	KC 25	3	7	0	7	0	KC 32	Punt		
11	01:56	00:11	1:45	Punt	LV 8	7	49	5	54	3	KC 32	Fumble	11	02:17	01:56	0:21	Missed FG	KC 48	3	8	0	8	0	LV 44	Punt		
													12	00:11	00:00	0:11	Fumble	KC 37	1	-1	0	-1	0	KC 37	End Game		

WEEK 14: RAIDERS 13, BUCCANEERS 28														DECEMBER 8, 2024												
RAIDERS														BUCCANEERS												
#	RECD	LOST	POSS	OBTAINED	BEGAN	PLAYS	YDS	PEN	NET	1ST	ENDED	GIVEN UP		#	RECD	LOST	POSS	OBTAINED	BEGAN	PLAYS	YDS	PEN	NET	1ST	ENDED	GIVEN UP
1	08:07	06:37	1:30	Kickoff	LV 20	3	-10	0	-10	0	LV 10	Punt		1	15:00	08:07	6:53	Kickoff	TB 15	12	85	0	85	6	LV 15	TD
2	03:52	01:18	2:34	Kickoff	LV 30	5	24	-15	9	1	LV 39	Punt		2	06:37	03:52	2:45	Punt	TB 48	5	52	0	52	4	LV 5	TD
3	13:36	13:33	0:03	Int	TB 36	1	0	0	0	0	TB 36	Fumble		3	01:18	13:36	2:42	Punt	TB 21	6	19	0	19	1	TB 40	Int
4	12:03	09:21	2:42	Fumble	TB 45	6	44	1	45	4	TB 1	TD		4	13:33	12:03	1:30	Fumble	TB 35	4	10	0	10	1	LV 44	Fumble
5	07:42	04:28	3:14	Punt	LV 48	7	46	0	46	1	TB 6	Field Goal		5	09:21	07:42	1:39	Kickoff	TB 20	3	4	-5	-1	0	TB 19	Punt
6	00:25	00:00	0:25	Int	LV 16	1	-1	0	-1	0	LV 16	End Half		6	04:28	00:25	4:03	Kickoff	TB 31	7	48	1	49	2	LV 20	Int
7	15:00	04:40	10:20	Kickoff	LV 29	16	66	-5	61	5	TB 10	Int		7	04:40	01:51	2:49	Int	TB 7	5	25	-5	20	1	TB 27	Punt
8	01:51	01:04	0:47	Punt	LV 48	3	8	0	8	0	TB 44	Punt		8	01:04	14:03	2:01	Punt	TB 20	6	20	0	20	1	TB 40	Punt
9	14:03	11:46	2:17	Punt	LV 20	3	9	0	9	0	LV 29	Punt		9	11:46	08:47	2:59	Punt	TB 23	6	77	0	77	3	LV 3	TD
10	08:47	03:05	5:42	Kickoff	LV 35	11	57	0	57	2	TB 8	Field Goal		10	03:05	01:56	1:09	Kickoff	TB 20	5	80	0	80	2	LV 29	TD
11	01:56	00:00	1:56	Kickoff	LV 30	10	40	0	40	3	TB 30	End Game														

WEEK 15: RAIDERS 9, FALCONS 15														DECEMBER 16, 2024												
RAIDERS														FALCONS												
#	RECD	LOST	POSS	OBTAINED	BEGAN	PLAYS	YDS	PEN	NET	1ST	ENDED	GIVEN UP		#	RECD	LOST	POSS	OBTAINED	BEGAN	PLAYS	YDS	PEN	NET	1ST	ENDED	GIVEN UP
1	15:00	09:15	5:45	Kickoff	LV 28	10	21	-5	16	2	LV 37	Fumble		1	09:15	05:19	3:56	Fumble	LV 48	5	15	-5	10	1	LV 38	Punt
2	05:19	03:44	1:35	Punt	LV 20	3	1	0	1	0	LV 21	Punt		2	03:44	00:14	3:30	Punt	ATL 49	6	51	0	51	3	LV 30	TD
3	00:14	11:44	3:30	Kickoff	LV 30	9	37	0	37	3	ATL 33	Field Goal		3	11:44	06:17	5:27	Kickoff	ATL 20	9	42	-5	37	3	LV 43	Punt
4	06:17	05:35	0:42	Punt	LV 3	2	-3	0	-3	0	LV 1	Safety		4	05:35	01:54	3:41	Kickoff	ATL 35	6	20	-5	15	1		Punt
5	01:54	00:00	1:54	Punt	LV 8	6	24	0	24	2	LV 40	End Half		5	15:00	14:46	0:14	Kickoff	ATL 45	1	0	0	0	0	ATL 45	Int
6	14:46	12:13	2:33	Int	LV 46	3	-2	-10	-12	0	LV 34	Blocked Punt, Downs		6	12:13	09:25	2:48	Blocked Punt, Downs	LV 37	6	15	0	15	1	LV 22	Field Goal
7	09:25	07:44	1:41	Kickoff	LV 30	5	20	-5	15	1	LV 45	Punt		7	07:44	04:15	3:29	Punt	ATL 8	5	31	-5	26	1	ATL 34	Punt
8	04:15	02:00	2:15	Punt	LV 3	3	8	0	8	0	LV 11	Punt		8	02:00	13:26	3:34	Punt	LV 48	7	23	-5	18	1	LV 30	Field Goal
9	13:26	12:21	1:05	Kickoff	LV 30	4	11	0	11	1	LV 41	Punt		9	12:21	09:40	2:41	Punt	ATL 26	4	33	-5	28	1	LV 46	Punt
10	09:40	08:55	0:45	Punt	LV 9	2	-1	0	-1	0	LV 8	Int		10	08:55	05:27	3:28	Int	LV 39	6	15	0	15	1	LV 24	Missed FG
11	05:27	02:54	2:33	Missed FG	LV 32	9	68	0	68	4	ATL 5	TD		11	02:54	01:50	1:04	Kickoff	ATL 30	5	10	15	25	1	LV 45	Punt
12	01:50	00:00	1:50	Punt	LV 20	10	65	-20	45	3	ATL 35	Int														

WEEK 16: RAIDERS 19, JAGUARS 14														DECEMBER 22, 2024												
RAIDERS														JAGUARS												
#	RECD	LOST	POSS	OBTAINED	BEGAN	PLAYS	YDS	PEN	NET	1ST	ENDED	GIVEN UP		#	RECD	LOST	POSS	OBTAINED	BEGAN	PLAYS	YDS	PEN	NET	1ST	ENDED	GIVEN UP
1	11:45	09:03	2:42	Punt	LV 3	4	30	-10	20	1	LV 23	Punt		1	15:00	11:45	3:15	Kickoff	JAX 30	7	22	0	22	1	LV 48	Punt
2	07:06	04:04	3:02	Punt	LV 14	4	2	0	2	1	LV 16	Punt		2	09:03	07:06	1:57	Punt	JAX 29	6	26	0	26	2	LV 45	Punt
3	01:32	14:05	2:27	Kickoff	LV 30	6	70	0	70	4	JAX 1	TD		3	04:04	01:32	2:32	Punt	LV 29	6	21	8	29	3	LV 1	TD
4	12:39	10:28	2:11	Punt	LV 36	6	33	0	33	2	JAX 31	Field Goal		4	14:05	12:39	1:26	Kickoff	JAX 30	3	9	-10	-1	0	JAX 29	Punt
5	09:01	03:56	5:05	Punt	LV 37	10	44	0	44	3	JAX 19	Field Goal		5	10:28	09:01	1:27	Kickoff	JAX 30	3	2	-5	-3	0	JAX 27	Punt
6	03:50	02:46	1:04	Fumble	JAX 45	3	4	0	4	0	JAX 41	Punt		6	03:56	03:50	0:06	Kickoff	JAX 30	1	10	0	10	0	JAX 30	Fumble
7	00:09	00:00	0:09	Fumble	LV 33	1	-1	0	-1	0	LV 33	End Half		7	02:46	00:09	2:37	Punt	JAX 10	9	56	0	56	3	LV 43	Fumble
8	15:00	13:57	1:03	Kickoff	LV 30	3	5	0	5	0	LV 35	Punt		8	13:57	08:38	5:19	Punt	JAX 25	8	29	-10	19	2	JAX 44	Punt
9	08:38	05:09	3:29	Punt	LV 20	6	20	-9	11	1	LV 31	Punt		9	05:09	03:28	1:41	Punt	JAX 9	4	14	-10	4	1	JAX 13	Punt
10	03:28	02:18	1:10	Punt	JAX 33	4	5	0	5	0	JAX 28	Missed FG		10	02:18	00:54	1:24	Missed FG	JAX 36	3	64	0	64	1	JAX 38	TD
11	00:54	11:26	4:28	Kickoff	LV 30	10	65	5	70	6	JAX 7	TD		11	11:26	09:20	2:06	Kickoff	JAX 30	3	6	0	6	0	JAX 36	Punt
12	09:20	02:44	6:36	Punt	LV 20	10	42	-10	32	3	JAX 48	Punt		12	02:44	00:52	1:52	Punt	JAX 7	8	49	-10	39	2	JAX 38	Downs
13	00:52	00:00	0:52	Downs	JAX 46	3	-5	0	-5	0	JAX 46	End Game														

DRIVE CHARTS - OPENING DRIVES

2024 REGULAR SEASON

DATE	OPPONENT	RAIDERS								OPPONENT							
		FIRST HALF				SECOND HALF				FIRST HALF				SECOND HALF			
		PLAYS	YDS	TIME	RESULT	PLAYS	YDS	TIME	RESULT	PLAYS	YDS	TIME	RESULT	PLAYS	YDS	TIME	RESULT
09/08	at Chargers	3	9	2:14	Punt	3	8	2:07	Punt	4	15	3:16	Punt	9	74	3:45	FG
09/15	at Ravens	3	-8	2:21	Punt	7	45	4:06	Downs	7	25	4:10	FG	6	70	3:18	TD
09/22	Panthers	3	6	1:22	Punt	3	4	1:39	Punt	9	70	4:47	TD	7	41	3:22	FG
09/29	Browns	3	-11	1:43	Punt	8	55	3:32	FG	15	70	9:22	TD	6	23	3:29	INT
10/06	at Broncos	4	70	2:03	TD	6	4	3:36	Punt	7	22	3:24	Punt	3	-3	1:30	Punt
10/13	Steelers	10	70	5:55	TD	6	4	4:02	BK, Downs	9	37	4:41	FG	4	-10	1:38	FG
10/20	at Rams	6	19	2:53	Punt	3	2	1:31	Punt	7	36	3:31	Punt	3	6	1:03	Punt
10/27	Chiefs	12	70	7:23	TD	3	1	1:35	Punt	9	70	4:58	TD	3	1	0:54	Punt
11/03	at Bengals	11	70	5:24	TD	4	15	1:45	FUM	13	70	7:57	TD	7	70	3:33	TD
11/17	at Dolphins	12	61	6:39	FG	5	10	3:00	Punt	14	70	8:13	TD	14	97	7:47	TD
11/24	Broncos	6	28	2:51	Punt	4	12	1:49	INT	8	38	3:00	Punt	3	2	1:38	Punt
11/29	at Chiefs	5	1	3:37	Punt	8	45	3:15	Downs	13	66	4:54	FG	7	47	3:05	FG
12/08	at Buccaneers	3	-10	1:30	Punt	16	61	10:20	INT	12	85	6:53	TD	5	20	2:49	Punt
12/16	Falcons	10	16	5:45	FUM	3	-12	2:33	BK, Downs	5	10	3:56	Punt	1	0	0:14	INT
12/22	Jaguars	4	20	2:42	Punt	3	5	1:03	Punt	7	22	3:15	Punt	8	19	5:19	Punt

ADVANCES CHART

2024 REGULAR SEASON RAIDERS ADVANCES

DATE	OPPONENT	RUSHES	COMPLETIONS	ADVANCES	OUTCOME
09/08	at L.A. Chargers	22	25	47	L 22-10
09/15	at Baltimore	17	30	47	W 26-23
09/22	Carolina	16	27	43	L 36-22
09/29	Cleveland	29	14	43	W 20-16
10/06	at Denver	25	22	47	L 34-18
10/13	Pittsburgh	19	27	46	L 32-13
10/20	at L.A. Rams	29	21	50	L 20-15
10/27	Kansas City	21	24	45	L 27-20
11/03	at Cincinnati	21	21	42	L 41-24
11/17	at Miami	16	30	46	L 34-19
11/24	Denver	16	31	47	L 29-19
11/29	at Kansas City	25	23	48	L 19-17
12/08	at Tampa Bay	25	23	48	L 28-13
12/16	Atlanta	22	23	45	L 15-9
12/22	Jacksonville	27	24	51	W 19-14
12/29	at New Orleans	--	--	--	--
01/05	L.A. Chargers	--	--	--	--
TOTALS		330	365	695	

2024 REGULAR SEASON OPPONENT ADVANCES

DATE	OPPONENT	RUSHES	COMPLETIONS	ADVANCES	OUTCOME
09/08	at L.A. Chargers	27	17	44	L 22-10
09/15	at Baltimore	27	21	48	W 26-23
09/22	Carolina	31	26	57	L 36-22
09/29	Cleveland	22	24	46	W 20-16
10/06	at Denver	28	19	47	L 34-18
10/13	Pittsburgh	35	14	49	L 32-13
10/20	at L.A. Rams	28	14	42	L 20-15
10/27	Kansas City	29	27	56	L 27-20
11/03	at Cincinnati	31	27	58	L 41-24
11/17	at Miami	26	28	54	L 34-19
11/24	Denver	22	25	47	L 29-19
11/29	at Kansas City	16	26	42	L 19-17
12/08	at Tampa Bay	26	18	44	L 28-13
12/16	Atlanta	37	11	48	L 15-9
12/22	Jacksonville	21	25	46	W 19-14
12/29	at New Orleans	--	--	--	--
01/05	L.A. Chargers	--	--	--	--
TOTALS		406	322	728	

RAIDERS RECORD WHEN:

Having 45 or more advances	2 - 10
Having 50 or more advances	1 - 1
Having less than 45 advances	1 - 2
Having less than 50 advances	2 - 11
Allowing 45 or more advances	3 - 8
Allowing 50 or more advances	0 - 4
Allowing less than 45 advances	0 - 4
Allowing less than 50 advances	3 - 8

NOTE: Advances equal to all rushing attempts plus completions.

THIRD DOWN EFFICIENCY TEAM/OPPONENTS

RAIDERS 2024 REGULAR SEASON THIRD DOWN EFFICIENCY

RAIDERS												
Date	Opponent	3rd & 1	3rd & 2	3rd & 3	3rd & 4	3rd & 5	3rd & 6	3rd & 7	3rd & 8	3rd & 9	3rd & 10+	Total
09/08	at L.A. Chargers	0 / 1	2 / 3	0 / 2	1 / 1	0 / 0	1 / 1	0 / 2	0 / 0	1 / 2	0 / 2	5 / 14
09/15	at Baltimore	0 / 0	1 / 1	0 / 1	0 / 2	1 / 3	0 / 1	1 / 1	1 / 1	0 / 0	0 / 2	4 / 12
09/22	Carolina	0 / 0	0 / 1	0 / 0	3 / 4	0 / 0	0 / 2	0 / 1	0 / 0	0 / 0	0 / 3	3 / 11
09/29	Cleveland	0 / 1	0 / 1	2 / 3	0 / 1	0 / 0	1 / 1	0 / 0	0 / 0	1 / 1	0 / 4	4 / 12
10/06	at Denver	0 / 0	1 / 1	0 / 0	1 / 1	0 / 1	0 / 0	0 / 0	1 / 2	2 / 2	2 / 8	7 / 15
10/13	Pittsburgh	1 / 2	1 / 2	0 / 2	0 / 0	0 / 1	0 / 1	0 / 0	0 / 0	0 / 0	0 / 3	2 / 11
10/20	at L.A. Rams	0 / 0	1 / 1	1 / 2	0 / 2	0 / 2	0 / 1	0 / 2	0 / 1	1 / 2	0 / 2	3 / 15
10/27	Kansas City	1 / 2	0 / 0	0 / 0	0 / 0	1 / 1	0 / 0	1 / 2	0 / 2	2 / 4	1 / 2	6 / 13
11/03	at Cincinnati	1 / 1	0 / 0	1 / 2	2 / 5	1 / 1	0 / 0	0 / 0	0 / 1	0 / 1	0 / 2	5 / 13
11/17	at Miami	2 / 2	0 / 0	0 / 1	1 / 1	0 / 0	1 / 1	1 / 1	0 / 2	2 / 3	1 / 3	8 / 14
11/24	Denver	0 / 0	0 / 0	1 / 2	1 / 3	1 / 1	1 / 1	0 / 0	0 / 1	0 / 0	0 / 6	4 / 14
11/29	at Kansas City	1 / 1	0 / 0	1 / 2	0 / 2	1 / 1	0 / 1	0 / 1	0 / 0	0 / 2	0 / 2	3 / 12
12/08	at Tampa Bay	3 / 4	0 / 2	0 / 0	1 / 1	0 / 2	0 / 0	0 / 0	0 / 0	0 / 1	0 / 3	4 / 13
12/16	Atlanta	1 / 1	0 / 1	1 / 2	1 / 1	1 / 1	0 / 1	0 / 0	0 / 0	0 / 0	0 / 7	4 / 14
12/22	Jacksonville	1 / 1	0 / 0	1 / 1	2 / 2	0 / 2	0 / 2	0 / 0	0 / 0	0 / 0	0 / 6	4 / 14
12/29	at New Orleans	--	--	--	--	--	--	--	--	--	--	--
01/05	L.A. Chargers	--	--	--	--	--	--	--	--	--	--	--
TOTALS		11 / 16	6 / 13	8 / 20	13 / 26	6 / 16	4 / 13	3 / 10	2 / 10	9 / 18	4 / 55	66 / 197
		68.8%	46.2%	40.0%	50.0%	37.5%	30.8%	30.0%	20.0%	50.0%	7.3%	33.5%
		3RD & 1-3: 25 / 49 = 51.0%			3RD & 4-6: 23 / 55 = 41.8%			3RD & 7-10+: 18 / 93 = 19.4%				

OPPONENT 2024 REGULAR SEASON THIRD DOWN EFFICIENCY

OPPONENT												
Date	Opponent	3rd & 1	3rd & 2	3rd & 3	3rd & 4	3rd & 5	3rd & 6	3rd & 7	3rd & 8	3rd & 9	3rd & 10+	Total
09/08	at L.A. Chargers	1 / 1	1 / 1	0 / 0	0 / 3	0 / 1	1 / 3	0 / 0	0 / 1	1 / 2	0 / 3	4 / 15
09/15	at Baltimore	0 / 0	1 / 1	0 / 0	0 / 0	0 / 2	0 / 0	1 / 2	1 / 2	0 / 0	0 / 4	3 / 11
09/22	Carolina	1 / 1	1 / 2	0 / 0	0 / 1	1 / 1	0 / 0	0 / 1	1 / 2	0 / 0	1 / 4	5 / 12
09/29	Cleveland	0 / 0	1 / 2	1 / 1	0 / 1	0 / 0	0 / 0	0 / 0	0 / 0	0 / 2	1 / 4	3 / 10
10/06	at Denver	0 / 1	0 / 0	0 / 1	2 / 3	0 / 2	0 / 0	1 / 2	0 / 0	0 / 0	0 / 3	3 / 12
10/13	Pittsburgh	1 / 1	1 / 2	1 / 1	0 / 0	0 / 1	0 / 0	0 / 0	0 / 0	0 / 0	1 / 8	4 / 13
10/20	at L.A. Rams	1 / 1	0 / 2	0 / 1	0 / 2	1 / 1	0 / 1	0 / 0	0 / 0	0 / 0	0 / 2	2 / 10
10/27	Kansas City	1 / 1	3 / 3	0 / 0	2 / 2	2 / 4	1 / 1	2 / 2	0 / 0	0 / 1	1 / 2	12 / 16
11/03	at Cincinnati	4 / 4	1 / 2	1 / 2	1 / 2	0 / 2	1 / 1	0 / 0	0 / 0	0 / 0	0 / 2	8 / 15
11/17	at Miami	1 / 2	0 / 1	1 / 1	2 / 2	1 / 2	0 / 0	1 / 1	2 / 2	0 / 0	0 / 1	8 / 12
11/24	Denver	1 / 1	1 / 1	0 / 0	0 / 0	2 / 2	0 / 0	0 / 1	0 / 2	0 / 1	2 / 7	6 / 15
11/29	at Kansas City	2 / 2	0 / 1	0 / 1	1 / 2	1 / 2	0 / 0	0 / 0	1 / 2	0 / 0	2 / 6	7 / 16
12/08	at Tampa Bay	1 / 1	0 / 0	0 / 1	0 / 0	0 / 0	1 / 2	0 / 0	1 / 3	1 / 2	1 / 3	5 / 12
12/16	Atlanta	0 / 0	1 / 1	0 / 0	2 / 2	0 / 1	1 / 3	0 / 0	0 / 0	0 / 2	0 / 4	4 / 13
12/22	Jacksonville	1 / 2	0 / 0	1 / 1	1 / 1	0 / 1	1 / 1	0 / 0	1 / 3	1 / 1	0 / 5	6 / 15
12/29	at New Orleans	--	--	--	--	--	--	--	--	--	--	--
01/05	L.A. Chargers	--	--	--	--	--	--	--	--	--	--	--
TOTALS		15 / 18	11 / 19	5 / 10	11 / 21	8 / 22	6 / 12	5 / 9	7 / 17	3 / 11	9 / 58	80 / 197
		83.3%	57.9%	50.0%	52.4%	36.4%	50.0%	55.6%	41.2%	27.3%	15.5%	40.6%
		3RD & 1-3: 31 / 47 = 66.0%			3RD & 4-6: 25 / 55 = 45.5%			3RD & 7-10+: 24 / 95 = 25.3%				

FOURTH DOWN EFFICIENCY

2024 REGULAR SEASON FOURTH DOWN EFFICIENCY

Date	Opponent	RAIDERS						OPPONENT						
		4th & 1	4th & 2	4th & 3	4th & 4	4th & 5+	Total	4th & 1	4th & 2	4th & 3	4th & 4	4th & 5+	Total	
09/08	at L.A. Chargers	0/1	0/0	0/0	0/0	0/0	0/1	0/0	0/0	0/0	0/0	0/0	0/0	0/0
09/15	at Baltimore	0/0	0/1	0/0	0/0	0/0	0/1	0/0	0/0	0/0	0/0	0/0	1/1	1/1
09/22	Carolina	0/1	0/0	0/0	0/1	1/1	1/3	0/0	0/0	0/0	0/0	0/0	0/0	0/0
09/29	Cleveland	0/0	0/0	0/0	0/0	0/0	0/0	0/0	0/0	0/1	0/0	0/0	0/0	0/1
10/06	at Denver	0/0	0/0	0/0	0/0	0/1	0/1	1/1	0/0	0/0	0/0	0/0	0/0	1/1
10/13	Pittsburgh	0/0	1/1	0/1	0/0	0/1	1/3	1/1	0/0	0/0	0/0	0/0	0/0	1/1
10/20	at L.A. Rams	1/1	0/0	0/0	0/0	0/0	1/1	0/1	0/0	0/0	0/0	0/0	0/0	0/1
10/27	Kansas City	1/1	0/0	0/1	0/0	0/0	1/2	0/0	0/0	0/0	0/0	0/0	0/0	0/0
11/03	at Cincinnati	0/0	0/0	0/0	0/0	0/1	0/1	0/0	0/0	1/1	0/0	0/0	0/0	1/1
11/17	at Miami	1/1	0/0	1/1	0/0	0/0	2/2	1/1	1/1	0/0	0/0	0/0	0/0	2/2
11/24	Denver	1/1	0/0	0/0	1/1	0/0	2/2	0/0	0/0	0/0	0/0	0/0	0/0	0/0
11/29	at Kansas City	0/1	0/0	0/0	0/0	0/0	0/1	0/0	0/0	0/0	0/0	0/0	0/0	0/0
12/08	at Tampa Bay	2/2	0/0	0/0	0/0	1/1	3/3	1/1	0/0	0/0	0/0	0/0	0/0	1/1
12/16	Atlanta	1/1	0/0	0/0	0/0	1/1	2/2	0/0	0/0	0/0	0/0	0/0	0/0	0/0
12/22	Jacksonville	0/0	0/0	0/0	0/0	0/0	0/0	1/1	0/0	0/0	0/0	0/0	0/1	1/2
12/29	at New Orleans	--	--	--	--	--	--	--	--	--	--	--	--	--
01/05	L.A. Chargers	--	--	--	--	--	--	--	--	--	--	--	--	--
TOTALS		7/10	1/2	1/3	1/2	3/6	13/23	5/6	1/1	1/2	0/0	1/2	8/11	
		70.0%	50.0%	33.3%	50.0%	50.0%	56.5%	83.3%	100.0%	50.0%	0.0%	50.0%	72.7%	

100.0+ PASSER RATING

2024 REGULAR SEASON 100.0+ PASSER RATING

RAIDERS

PASSING GAMES

DATE	OPPONENT	PLAYER	ATT	CMP	YDS	CMP%	YDS/ATT	YDS/CMP	TD	TD%	INT	INT%	LONG	SACK/LOST	RATING
10/27	vs. Kansas City	Gardner Minshew II	30	24	209	80.00%	6.97	8.71	2	6.67%	0	0.00%	20	5/14	117.90
11/29	at Kansas City	Aidan O'Connell	35	23	340	65.71%	9.71	14.78	2	5.71%	0	0.00%	58t	3/22	116.40

2024 OPPONENTS 100.0+ PASSER RATING

PASSING GAMES

DATE	OPPONENT	PLAYER	ATT	CMP	YDS	CMP%	YDS/ATT	YDS/CMP	TD	TD%	INT	INT%	LONG	SACK/LOST	RATING
09/22	vs. Carolina	Andy Dalton	37	26	319	70.27%	8.62	12.27	3	8.11%	0	0.00%	35	2/13	123.60
10/06	at Denver	Bo Nix	27	19	206	70.37%	7.63	10.84	2	7.41%	0	0.00%	27	3/26	117.20
11/03	at Cincinnati	Joe Burrow	39	27	251	69.23%	6.44	9.30	5	12.82%	1	2.56%	47t	1/8	115.50
11/17	at Miami	Tua Tagovailoa	36	28	288	77.78%	8.00	10.29	3	8.33%	0	0.00%	57t	2/17	127.80
12/08	at Tampa Bay	Baker Mayfield	29	18	295	62.07%	10.17	16.39	3	10.34%	2	6.90%	44	4/27	101.90

*Need minimum of 20 attempts to qualify

COMPLETIONS BY DISTANCE

2024 REGULAR SEASON

DATE	OPPONENT	QUARTERBACK	LOSS	0-9	10-19	20-29	30-39	40-49	50+
09/08	at L.A. Chargers	Minshew II	--	15	6	2	2 (1)	--	--
09/15	at Baltimore	Minshew II	2	17 (1)	6	4	1	--	--
09/22	Carolina	Minshew II	--	9	6 (1)	2	--	--	1
		O'Connell	--	7 (1)	2	--	--	--	--
09/29	Cleveland	Minshew II	--	8	6	--	--	--	--
10/06	at Denver	Minshew II	1	5	5	--	--	--	1 (1)
		O'Connell	--	5	4	1	--	--	--
10/13	Pittsburgh	O'Connell	3	15 (1)	8	--	1	--	--
10/20	at L.A. Rams	Minshew II	--	7	7	1	--	--	--
		O'Connell	--	3	3	--	--	--	--
10/27	Kansas City	Minshew II	--	14 (1)	9 (1)	1	--	--	--
11/03	at Cincinnati	Minshew II	1	4	2	3	--	--	--
		Ridder	1	7	2	1 (1)	--	--	--
11/17	at Miami	Minshew II	--	18	9 (1)	2 (1)	1	--	--
11/24	Denver	Cole	--	--	--	--	1	--	--
		Ridder	--	2	2	1	--	--	--
		Minshew II	1	15 (1)	8	1	--	--	--
11/29	at Kansas City	O'Connell	1	11	4	4	1 (1)	1	1 (1)
12/08	at Tampa Bay	O'Connell	--	8	2	1	--	--	--
		Ridder	1	8	1	2	--	--	--
12/16	Atlanta	Ridder	1	14 (1)	5	3	--	--	--
12/22	Jacksonville	O'Connell	1	14	6	2	1	--	--
12/29	at New Orleans	--	--	--	--	--	--	--	--
01/05	L.A. Chargers	--	--	--	--	--	--	--	--
PLAYER TOTALS		Minshew II	5	112 (3)	64 (3)	16 (1)	4 (1)	--	2 (1)
		O'Connell	5	63 (2)	29	8	3 (1)	1	1 (1)
		Ridder	3	31 (1)	10	7 (1)	--	--	--
		Cole	--	--	--	--	1	--	--
TEAM TOTALS			13	206 (6)	103 (3)	31 (2)	8 (2)	1	3 (2)

YARDS GAINED BY DOWN

RAIDERS 2024 REGULAR SEASON YARDS GAINED BY DOWN

		RAIDERS												OPPONENT											
Date	Opponent	1ST DOWN			2ND DOWN			3RD DOWN			4TH DOWN			1ST DOWN			2ND DOWN			3RD DOWN			4TH DOWN		
		Att	Yds	Avg	Att	Yds	Avg	Att	Yds	Avg	Att	Yds	Avg	Att	Yds	Avg	Att	Yds	Avg	Att	Yds	Avg	Att	Yds	Avg
09/08	at L.A. Chargers	27	190	7.0	17	49	2.9	14	68	4.9	1	-1	-1.0	22	126	5.7	17	97	5.7	15	93	6.2	0	0	0.0
09/15	at Baltimore	27	99	3.7	20	117	5.9	12	44	3.7	1	0	0.0	30	167	5.6	21	133	6.3	11	60	5.5	1	30	30.0
09/22	Carolina	27	140	5.2	18	122	6.8	11	53	4.8	3	16	5.3	32	176	5.5	26	160	6.2	12	101	8.4	0	0	0.0
09/29	Cleveland	26	132	5.1	17	111	6.5	12	25	2.1	0	0	0.0	23	56	2.4	23	164	7.1	10	31	3.1	1	-10	-10.0
10/06	at Denver	28	156	5.6	21	90	4.3	15	84	5.6	1	0	0.0	26	86	3.3	19	139	7.3	12	56	4.7	1	8	8.0
10/13	Pittsburgh	25	105	4.2	21	147	7.0	11	14	1.3	3	9	3.0	26	84	3.2	22	159	7.2	13	61	4.7	1	3	3.0
10/20	at L.A. Rams	33	161	4.9	26	105	4.0	15	49	3.3	1	2	2.0	24	137	5.7	17	65	3.8	10	57	5.7	1	0	0.0
10/27	Kansas City	22	72	3.3	19	92	4.8	13	63	4.8	2	1	0.5	28	103	3.7	24	120	5.0	16	111	6.9	0	0	0.0
11/03	at Cincinnati	25	92	3.7	20	101	5.1	13	24	1.8	1	0	0.0	33	195	5.9	22	100	4.5	15	67	4.5	1	11	11.0
11/17	at Miami	25	111	4.4	21	93	4.4	14	111	7.9	2	13	6.5	26	101	3.9	24	175	7.3	12	71	5.9	2	6	3.0
11/24	Denver	32	112	3.5	26	144	5.5	14	69	4.9	1	10	10.0	28	108	3.9	22	118	5.4	15	99	6.6	0	0	0.0
11/29	at Kansas City	29	221	7.6	21	149	7.1	12	64	5.3	1	0	0.0	29	127	4.4	22	110	5.0	16	92	5.8	0	0	0.0
12/08	at Tampa Bay	26	103	4.0	22	83	3.8	13	70	5.4	3	30	10.0	27	151	5.6	19	142	7.5	12	120	10.0	1	7	7.0
12/16	Atlanta	27	130	4.8	22	52	2.4	14	55	3.9	2	12	6.0	24	115	4.8	20	105	5.3	13	41	3.2	0	0	0.0
12/22	Jacksonville	32	215	6.7	21	59	2.8	14	40	2.9	0	0	0.0	25	97	3.9	19	74	3.9	15	119	7.9	2	18	9.0
12/29	at New Orleans	--	--	--	--	--	--	--	--	--	--	--	--	--	--	--	--	--	--	--	--	--	--	--	--
01/05	L.A. Chargers	--	--	--	--	--	--	--	--	--	--	--	--	--	--	--	--	--	--	--	--	--	--	--	--
TOTALS		411	2,039	5.0	312	1,514	4.9	197	833	4.2	22	92	4.2	403	1,829	4.5	317	1,861	5.9	197	1,179	6.0	11	73	6.6

BIG RETURNS: KICKOFF AND PUNT

DATE	OPPONENT	QTR	RETURN	RAIDERS PLAYER	YDS.	DOWN	RESULT
09/08	at L.A. Chargers	1	Kickoff	Ameer Abdullah	28	LV 35	Punt
		4	Punt	Tre Tucker	21	LV 48	Punt
09/15	at Baltimore	1	Kickoff	Ameer Abdullah	25	BAL 45	Field Goal
		2	Kickoff	Ameer Abdullah	35	BAL 33	Missed FG
09/22	Carolina	3	Kickoff	DJ Turner	26	CAR 34	Field Goal
		3	Kickoff	Ameer Abdullah	27	LV 37	Field Goal
09/29	Cleveland	1	Kickoff	Tyreik McAllister	28	CLE 46	Field Goal
		4	Kickoff	Tyreik McAllister	21	CLE 5	Punt
10/06	at Denver	2	Kickoff	Ameer Abdullah	23	DEN 35	Punt
10/13	Pittsburgh	2	Kickoff	Ameer Abdullah	31	PIT 20	Punt
11/03	at Cincinnati	4	Punt	DJ Turner	24	LV 33	Downs
11/17	at Miami	3	Kickoff	DJ Turner	31	MIA 3	Touchdown
11/24	Denver	2	Kickoff	Dylan Laube	59	LV 35	Field Goal
11/29	at Kansas City	3	Kickoff	DJ Turner	22	KC 30	Field Goal
		3	Kickoff	DJ Turner	27	KC 45	Field Goal
		3	Kickoff	Ameer Abdullah	68	LV 35	Punt
		4	Kickoff	Dylan Laube	22	KC 25	Punt
12/08	at Tampa Bay	3	Kickoff	Ameer Abdullah	30	TB 7	Punt
		4	Kickoff	Ameer Abdullah	29	LV 35	Touchdown
12/16	Atlanta	1	Kickoff	Dylan Laube	24	LV 48	Punt
12/29	at New Orleans	--	--	--	--	--	--
01/05	L.A. Chargers	--	--	--	--	--	--

OPPONENT BIG RETURNS: KICKOFF AND PUNT

DATE	OPPONENT	QTR	RETURN	OPP. PLAYER	YDS.	DOWN	RESULT
09/08	at L.A. Chargers	1	Kickoff	Derius Davis	35	LV 21	Punt
09/15	at Baltimore	4	Kickoff	John Kelly	24	BAL 35	Touchdown
		4	Kickoff	John Kelly	22	LV 30	Punt
09/22	Carolina	1	Kickoff	Xavier Legette	30	CAR 35	Touchdown
		2	Kickoff	Raheem Blackshear	25	CAR 35	Touchdown
09/29	Cleveland	1	Kickoff	D'Onta Foreman	29	CLE 35	Touchdown
		2	Kickoff	D'Onta Foreman	27	LV 21	Punt
		3	Kickoff	Gary Brightwell	24	LV 48	Interception
10/06	at Denver	1	Kickoff	Tremon Smith	23	LV 10	Punt
		2	Kickoff	Tremon Smith	38	DEN 35	Field Goal
		3	Punt	Marvin Mims Jr.	38	50	Punt
10/13	Pittsburgh	1	Kickoff	Jaylen Warren	26	PIT 35	Field Goal
11/03	at Cincinnati	4	Kickoff	Kendric Pryor	24	LV 33	Punt
11/17	at Miami	2	Kickoff	Jaylen Wright	29	MIA 35	Field Goal
		3	Kickoff	Raheem Mostert	23	MIA 35	End Half
11/24	Denver	3	Punt	Marvin Mims Jr.	22	DEN 48	Punt
11/29	at Kansas City	1	Kickoff	Samaje Perine	26	KC 35	Field Goal
		2	Kickoff	Mecole Hardman	24	LV 45	Punt
12/08	at Tampa Bay	1	Kickoff	Rakim Jarrett	23	TB 35	Touchdown
		2	Kickoff	Sean Tucker	25	LV 16	Interception
12/16	Atlanta	2	Kickoff	Avery Williams	28	LV 8	Punt
		3	Kickoff	Avery Williams	38	LV 46	Interception
12/22	Jacksonville	1	Punt	Devin Duvernay	26	LV 29	Punt
12/29	at New Orleans	--	--	--	--	--	--
01/05	L.A. Chargers	--	--	--	--	--	--

TAKEAWAYS AND OPPONENT TAKEAWAYS

2024 REGULAR SEASON - DEFENSIVE TAKEAWAYS

DATE	OPPONENT	TAKEAWAY	QTR.	SCORE	YD-LINE	RESULT
09/08	at L.A. Chargers	None				
09/15	at Baltimore	R. Spillane INT (L. Jackson)	3	6-16	BLT-46	TD
09/22	Carolina	None				
09/29	Cleveland	T. Moehrig INT (D. Watson)	3	13-10	LV-32	TD
10/06	at Denver	None				
10/13	Pittsburgh	None				
10/20	at L.A. Rams	N. Hobbs INT (M. Stafford)	3	9-20	LA-49	FG
10/27	Kansas City	T. Moehrig INT (P. Mahomes)	3	13-17	KC-15	Downs
11/03	at Cincinnati	J. Jones INT (J. Burrow)	4	17-31	CIN-29	TD
11/17	at Miami	None				
11/24	Denver	None				
11/29	at Kansas City	None				
12/08	at Tampa Bay	K. Chaisson INT (B. Mayfield)	2	0-14	TB-36	Fumble
		T. Moehrig FR (A. Burney FF)	2	0-14	TB-45	TD
		J. Jones INT (B. Mayfield)	2	10-14	LV-(-8)	End of Half
12/16	Atlanta	R. Spillane INT (K. Cousins)	3	3-9	LV-46	Blocked Punt, Downs
12/22	Jacksonville	T. Moehrig FR (I. Pola-Mao FF)	2	13-7	JAX-45	Punt
		T. Harper FR (I. Pola-Mao FF)	2	13-7	LV-33	End of Half
12/29		--	--	--	--	--
01/05		--	--	--	--	--

2024 REGULAR SEASON - OFFENSIVE GIVEAWAYS

DATE	OPPONENT	TAKEAWAY	QTR.	SCORE	YD-LINE	RESULT
09/08	at L.A. Chargers	G. Minshew II fumble (K. Mack FR)	2	7-3	LV-34	FG
		Z. White fumble (J. Bosa FF; J. Taylor FR)	3	7-9	LAC-45	Punt
		G. Minshew II INT (P. Ford)	4	10-22	LAC-35	EOG
09/15	at Baltimore	G. Minshew II INT (M. Humphrey)	2	3-6	BLT-33	Missed FG
09/22	Carolina	G. Minshew II INT (M. Jackson)	4	15-33	LV-37	FG
09/29	Cleveland	Z. White fumble (I. McGuire FF; R. McLeod FR)	4	20-16	LV-25	TD
10/06	at Denver	G. Minshew II INT (P. Surtain II)	2	10-10	End Zone	TD
		G. Minshew II INT (R. Moss)	3	10-20	DEN-37	Punt
		A. O'Connell INT (P. Surtain II)	4	10-27	LV-39	TD
10/13	Pittsburgh	D. Laube fumble (T. Watt FF; K. Benton FR)	2	7-6	LV-30	TD
		A. Abdullah fumble (T. Watt FF; D. Elliott FR)	4	7-22	PIT-1	Punt
		A. O'Connell INT (D. Jackson)	4	7-22	LV-31	TD
10/20	at L.A. Rams	G. Minshew II INT (C. Durant)	2	3-0	LV-47	TD
		G. Minshew II fumble (C. Durant FF; K. Curl FR)	2	3-14	LV-33	TD
		G. Minshew II INT (J. McCollough)	3	6-14	LV-31	TD
		G. Minshew II INT (J. McCollough)	4	15-20	LV-34	EOG
10/27	Kansas City	G. Minshew II fumble (M. Pennel FF; D. Tranquill FR)	4	13-20	LV-41	TD
11/03	at Cincinnati	G. Minshew II fumble (L. Wilson FR)	3	10-24	LV-31	TD
		D. Ridder fumble (T. Hendrickson FF; L. Wilson FR)	4	17-38	LV-13	FG
11/17	at Miami	G. Minshew II INT (J. Ramsey)	4	19-31	LV-38	FG
11/24	Denver	G. Minshew II INT (B. Jones)	3	13-9	DEN-45	TD
		D. Ridder fumble (N. Bonitto FF; M. Roach FR)	4	19-26	LV-17	FG
11/29	at Kansas City	A. O'Connell fumble (N. Bolton FR)	4	17-19	KC-37	EOG
12/08	at Tampa Bay	A. O'Connell fumble (L. David FR)	2	0-14	TB-35	Fumble
		A. O'Connell INT (T. Smith)	3	10-14	TB-7	Punt
12/16	Atlanta	A. Mattison fumble (D. Alford FF; K. King FR)	1	0-0	LV-48	Punt
		D. Ridder INT (J. Simmons)	4	3-15	LV-39	Missed FG
		D. Ridder INT (J. Bates III)	4	9-15	ATL-(-7)	EOG
12/22	Jacksonville	None				
12/29		--	--	--	--	--
01/05		--	--	--	--	--

2024 REGULAR SEASON - TURNOVERS

Offense:	28 Giveaways 89 Points (11 TD, 5 FG)	Ratio -17 (11 takes, 28 gives)
Defense:	11 Takeaways 31 Points (4 TD, 1 FG)	
Special Teams:	0 Giveaways 0 Points (0 TD, 0 FG)	Points Off Turnovers Ratio -58 (31 scored, 89 allowed)
	0 Takeaways 0 Points (0 TD, 0 FG)	

TURNOVER BREAKDOWN CHART - TEAM AND OPPONENT

DATE	OPPONENT	FORCED TURNOVERS			TURNOVERS CONVERTED					OUTCOME	
		FUM	INTS	TOTAL	TD	FG	PTS.	PTS. PCT.	TD PCT.	NET DIFF.	RESULT
09/08	Las Vegas	0	0	0	0	0	0	0.0	0.0	-3	22-10
	at L.A. Chargers	2	1	3	0	1	3	33.3	0.0	+3	L.A. Chargers
09/15	Las Vegas	0	1	1	1	0	7	100.0	100.0	0	26-23
	at Baltimore	0	1	1	0	0	0	0.0	0.0	0	Las Vegas
09/22	Las Vegas	0	0	0	0	0	0	0.0	0.0	-1	36-22
	Carolina	0	1	1	0	1	3	100.0	0.0	+1	Carolina
09/29	Las Vegas	0	1	1	1	0	7	100.0	100.0	0	20-16
	Cleveland	1	0	1	1	0	6	100.0	100.0	0	Las Vegas
10/06	Las Vegas	0	0	0	0	0	0	0.0	0.0	-3	34-18
	at Denver	0	3	3	2	0	14	66.7	100.0	+3	Denver
10/13	Las Vegas	0	0	0	0	0	0	0.0	0.0	-3	32-13
	Pittsburgh	2	1	3	2	0	13	66.7	100.0	+3	Pittsburgh
10/20	Las Vegas	0	1	1	0	1	3	100.0	0.0	-3	20-15
	at L.A. Rams	1	3	4	3	0	19	75.0	100.0	+3	L.A. Rams
10/27	Las Vegas	0	1	1	0	0	0	0.0	0.0	0	27-20
	Kansas City	1	0	1	1	0	7	100.0	100.0	0	Kansas City
11/03	Las Vegas	0	1	1	1	0	6	100.0	100.0	-1	41-24
	at Cincinnati	2	0	2	1	1	10	100.0	50.0	+1	Cincinnati
11/17	Las Vegas	0	0	0	0	0	0	0.0	0.0	-1	34-19
	at Miami	0	1	1	0	1	3	100.0	0.0	+1	Miami
11/24	Las Vegas	0	0	0	0	0	0	0.0	0.0	-2	29-19
	Denver	1	1	2	1	1	10	100.0	50.0	+2	Denver
11/29	Las Vegas	0	0	0	0	0	0	0.0	0.0	-1	19-17
	at Kansas City	1	0	1	0	0	0	0.0	0.0	+1	Kansas City
12/08	Las Vegas	1	2	3	1	0	7	33.3	100.0	+1	28-13
	at Tampa Bay	1	1	2	0	0	0	0.0	0.0	-1	Tampa Bay
12/16	Las Vegas	0	1	1	0	0	0	0.0	0.0	-2	15-9
	Atlanta	1	2	3	0	0	0	0.0	0.0	+2	Atlanta
12/22	Las Vegas	2	0	2	0	0	0	0.0	0.0	+2	19-14
	Jacksonville	0	0	0	0	0	0	0.0	0.0	-2	Las Vegas
12/29		--	--	--	--	--	--	--	--	--	--
01/05		--	--	--	--	--	--	--	--	--	--
	RAIDERS	3	8	11	4	1	30	45.5	36.4	-17	3-12
	OPPONENTS	13	15	28	11	5	88	57.1	39.3	+17	12-3

RAIDERS 2024 REGULAR SEASON INSIDE 20 EFFICIENCY

RAIDERS																		
Date	Opponent	Pos	TD	PAT	2-Pt.	Miss PAT	FG	FGA	Blk/MFG	INT	Fum	Dwns	Drive Ends			TD%	Score	
													Half	Game	Pts		Pct.	Pts/Poss
09/08	at L.A. Chargers	1	0	0	0	0	1	1	0	0	0	0	0	0	3	0.0	100.0	3.0
09/15	at Baltimore	3	2	2	0	0	1	1	0	0	0	0	0	0	17	66.7	100.0	5.7
09/22	Carolina	3	3	2	1	0	0	0	0	0	0	0	0	0	22	100.0	100.0	7.3
09/29	Cleveland	3	2	2	0	0	1	1	0	0	0	0	0	0	17	66.7	100.0	5.7
10/06	at Denver	2	1	0	1	0	0	0	0	1	0	0	0	0	8	50.0	50.0	4.0
10/13	Pittsburgh	3	2	1	0	0	0	0	0	0	1	0	0	0	13	66.7	66.7	4.3
10/20	at L.A. Rams	2	0	0	0	0	2	2	0	0	0	0	0	0	6	0.0	100.0	3.0
10/27	Kansas City	4	2	2	0	0	1	1	0	0	0	1	0	0	17	50.0	75.0	4.3
11/03	at Cincinnati	1	1	1	0	0	0	0	0	0	0	0	0	0	7	100.0	100.0	7.0
11/17	at Miami	3	1	1	0	0	2	2	0	0	0	0	0	0	13	33.3	100.0	4.3
11/24	Denver	5	1	1	0	0	3	3	0	0	0	0	0	1	16	20.0	80.0	3.2
11/29	at Kansas City	1	0	0	0	0	1	1	0	0	0	0	0	0	3	0.0	100.0	3.0
12/08	at Tampa Bay	4	1	1	0	0	2	2	0	1	0	0	0	0	13	25.0	75.0	3.3
12/16	Atlanta	1	1	0	0	1	0	0	0	0	0	0	0	0	6	100.0	100.0	6.0
12/22	Jacksonville	3	2	1	0	0	1	1	0	0	0	0	0	0	16	66.7	100.0	5.3
12/29	at New Orleans	--	--	--	--	--	--	--	--	--	--	--	--	--	--	--	--	--
01/05	L.A. Chargers	--	--	--	--	--	--	--	--	--	--	--	--	--	--	--	--	--
TOTALS		39	19	14	2	1	15	15	0	2	1	1	0	1	177	48.7	87.2	4.5

OPPONENT 2024 REGULAR SEASON INSIDE 20 EFFICIENCY

OPPONENT																		
Date	Opponent	Pos	TD	PAT	2-Pt.	Miss PAT	FG	FGA	Blk/MFG	INT	Fum	Dwns	Drive Ends			TD%	Score	
													Half	Game	Pts		Pct.	Pts/Poss
09/08	at L.A. Chargers	4	2	1	0	0	2	2	0	0	0	0	0	0	19	50.0	100.0	4.8
09/15	at Baltimore	3	2	2	0	0	1	1	0	0	0	0	0	0	17	66.7	100.0	5.7
09/22	Carolina	5	3	2	0	0	2	2	0	0	0	0	0	0	26	60.0	100.0	5.2
09/29	Cleveland	2	1	1	0	0	0	0	0	0	0	1	0	0	7	50.0	50.0	3.5
10/06	at Denver	4	3	3	0	0	0	0	0	0	0	0	0	1	21	75.0	75.0	5.3
10/13	Pittsburgh	4	2	1	0	0	2	2	0	0	0	0	0	0	19	50.0	100.0	4.8
10/20	at L.A. Rams	3	2	1	0	1	0	1	1	0	0	0	0	0	13	66.7	66.7	4.3
10/27	Kansas City	4	3	3	0	0	1	1	0	0	0	0	0	0	24	75.0	100.0	6.0
11/03	at Cincinnati	5	4	4	0	0	1	1	0	0	0	0	0	0	31	80.0	100.0	6.2
11/17	at Miami	4	3	3	0	0	1	1	0	0	0	0	0	0	24	75.0	100.0	6.0
11/24	Denver	4	2	2	0	0	2	2	0	0	0	0	0	0	20	50.0	100.0	5.0
11/29	at Kansas City	5	1	1	0	0	4	4	0	0	0	0	0	0	19	20.0	100.0	3.8
12/08	at Tampa Bay	3	3	3	0	0	0	0	0	0	0	0	0	0	21	100.0	100.0	7.0
12/16	Atlanta	0	0	0	0	0	0	0	0	0	0	0	0	0	0	0.0	0.0	0.0
12/22	Jacksonville	1	1	1	0	0	0	0	0	0	0	0	0	0	7	100.0	100.0	7.0
12/29	at New Orleans	--	--	--	--	--	--	--	--	--	--	--	--	--	--	--	--	--
01/05	L.A. Chargers	--	--	--	--	--	--	--	--	--	--	--	--	--	--	--	--	--
TOTALS		51	32	28	0	1	16	17	1	0	0	1	0	1	268	62.7	94.1	5.3

RAIDERS

<u>Date/Opp.</u>	<u>Quarter</u>	<u>Score</u>	<u>Kicker</u>	<u>Recovered by</u>	<u>Yard line recovered at</u>
9/8 at LAC	----	----	----	----	----
9/15 at Bal.	----	----	----	----	----
9/22 vs. Car.	4	CAR 36, LV 22	D. Carlson	J. Sanders	LV 47
9/29 vs. Cle.	----	----	----	----	----
10/6 at Den.	4	DEN 34, LV 18	D. Carlson	L. Wallace	LV 44
10/13 vs. Pit.	4	PIT 29, LV 13	D. Carlson	M. Fitzpatrick	LV 43
10/20 at LAR	4	KC 27, LV 20	D. Carlson	N. Gray	LV 45
10/27 vs. KC	----	----	----	----	----
11/3 at Cin.	----	----	----	----	----
11/17 at Mia.	----	----	----	----	----
11/24 vs. Den.	----	----	----	----	----
11/29 at KC	----	----	----	----	----
12/8 at TB	----	----	----	----	----
12/16 vs. Atl.	----	----	----	----	----
12/22 vs. Jax.	----	----	----	----	----
12/29 at NO	----	----	----	----	----
TBD vs. LAC	----	----	----	----	----

OPPONENTS

<u>Date/Opp.</u>	<u>Quarter</u>	<u>Score</u>	<u>Kicker</u>	<u>Recovered by</u>	<u>Yard line recovered at</u>
9/8 at LAC	----	----	----	----	----
9/15 at Bal.	----	----	----	----	----
9/22 vs. Car.	----	----	----	----	----
9/29 vs. Cle.	----	----	----	----	----
10/6 at Den.	----	----	----	----	----
10/13 vs. Pit.	----	----	----	----	----
10/20 at LAR	----	----	----	----	----
10/27 vs. KC	----	----	----	----	----
11/3 at Cin.	----	----	----	----	----
11/17 at Mia.	----	----	----	----	----
11/24 vs. Den.	----	----	----	----	----
11/29 at KC	----	----	----	----	----
12/8 at TB	----	----	----	----	----
12/16 vs. Atl.	----	----	----	----	----
12/22 vs. Jax.	----	----	----	----	----
12/29 at NO	----	----	----	----	----
TBD vs. LAC	----	----	----	----	----

RAIDERS

DATE	OPPONENT	QUARTER	SCORE	TYPE	BLOCKED BY	RECOVERED BY
09/08	at L.A. Chargers	--	--	--	--	--
09/15	at Baltimore	--	--	--	--	--
09/22	Carolina	--	--	--	--	--
09/29	Cleveland	--	--	--	--	--
10/06	at Denver	--	--	--	--	--
10/13	Pittsburgh	--	--	--	--	--
10/20	at L.A. Rams	--	--	--	--	--
10/27	Kansas City	--	--	--	--	--
11/03	at Cincinnati	--	--	--	--	--
11/17	at Miami	--	--	--	--	--
11/24	Denver	--	--	--	--	--
11/29	at Kansas City	--	--	--	--	--
12/08	at Tampa Bay	--	--	--	--	--
12/16	Atlanta	--	--	--	--	--
12/22	Jacksonville	--	--	--	--	--
12/29	at New Orleans	--	--	--	--	--
01/05	L.A. Chargers	--	--	--	--	--

OPPONENTS

DATE	OPPONENT	QUARTER	SCORE	TYPE	BLOCKED BY	RECOVERED BY
09/08	at L.A. Chargers	--	--	--	--	--
09/15	at Baltimore	--	--	--	--	--
09/22	Carolina	--	--	--	--	--
09/29	Cleveland	--	--	--	--	--
10/06	at Denver	--	--	--	--	--
10/13	Pittsburgh	3	12-7, PIT	Punt	Jeremiah Moon	C.Smith
10/20	at L.A. Rams	--	--	--	--	--
10/27	Kansas City	--	--	--	--	--
11/03	at Cincinnati	--	--	--	--	--
11/17	at Miami	--	--	--	--	--
11/24	Denver	--	--	--	--	--
11/29	at Kansas City	--	--	--	--	--
12/08	at Tampa Bay	--	--	--	--	--
12/16	Atlanta	3	9-3, ATL	Punt	KhaDarel Hodge	D.Deablo
		4	15-9, ATL	PAT	Kevin King	
12/22	Jacksonville	--	--	--	--	--
12/29	at New Orleans	--	--	--	--	--
01/05	L.A. Chargers	--	--	--	--	--

TWO-POINT CONVERSIONS

RAIDERS

DATE	OPPONENT	QUARTER	SCORE BEFORE TRY	RESULT	PLAY
09/08	at L.A. Chargers	--	--	--	--
09/15	at Baltimore	--	--	--	--
09/22	Carolina	4	33-15, CAR	Converted	Gardner Minshew II pass to Jakobi Meyers
		TWO-POINT CONVERSION ATTEMPT. G.Minshew pass to J.Meyers is complete. ATTEMPT SUCCEEDS.			
09/29	Cleveland	--	--	--	--
10/06	at Denver	4	34-18, DEN	Converted	Alexander Mattison rushing
		TWO-POINT CONVERSION ATTEMPT. A.Mattison rushes right guard. ATTEMPT SUCCEEDS.			
10/13	Pittsburgh	4	29-13, PIT	Failed	Aidan O'Connell pass to Alex Bachman
		TWO-POINT CONVERSION ATTEMPT. A.O'Connell pass to A.Bachman is incomplete. ATTEMPT FAILS.			
10/20	at L.A. Rams	--	--	--	--
10/27	Kansas City	--	--	--	--
11/03	at Cincinnati	--	--	--	--
11/17	at Miami	3	17-12, MIA	Failed	Alexander Mattison rushing
		TWO-POINT CONVERSION ATTEMPT. A.Mattison rushes up the middle. ATTEMPT FAILS.			
11/24	Denver	--	--	--	--
11/29	at Kansas City	--	--	--	--
12/08	at Tampa Bay	--	--	--	--
12/16	Atlanta	--	--	--	--
12/22	Jacksonville	4	19-14, LV	Failed	Aidan O'Connell
		TWO-POINT CONVERSION ATTEMPT. A.O'Connell pass is incomplete. ATTEMPT FAILS.			
12/29	at New Orleans	--	--	--	--
01/05	L.A. Chargers	--	--	--	--

OPPONENTS

DATE	OPPONENT	QUARTER	SCORE BEFORE TRY	RESULT	PLAY
09/08	at L.A. Chargers	4	22-10, LAC	Failed	Gus Edwards rushing
		TWO-POINT CONVERSION ATTEMPT. G.Edwards rushes up the middle. ATTEMPT FAILS. Penalty on LV-J.Jones, Disqualification, offsetting. Penalty on LAC-J.Palmer, Disqualification, offsetting.			
09/15	at Baltimore	--	--	--	--
09/22	Carolina	4	33-7, CAR	Failed	Andy Dalton pass to Xavier Legette
		TWO-POINT CONVERSION ATTEMPT. A.Dalton pass to X.Legette is incomplete. ATTEMPT FAILS.			
09/29	Cleveland	--	--	--	--
10/06	at Denver	--	--	--	--
10/13	Pittsburgh	2	12-7, PIT	Failed	Justin Fields pass to Connor Heyward
		TWO-POINT CONVERSION ATTEMPT. J.Fields pass to Co.Heyward is incomplete. ATTEMPT FAILS.			
10/20	at L.A. Rams	--	--	--	--
10/27	Kansas City	--	--	--	--
11/03	at Cincinnati	--	--	--	--
11/17	at Miami	--	--	--	--
11/24	Denver	--	--	--	--
11/29	at Kansas City	--	--	--	--
12/08	at Tampa Bay	--	--	--	--
12/16	Atlanta	--	--	--	--
12/22	Jacksonville	--	--	--	--
12/29	at New Orleans	--	--	--	--
01/05	L.A. Chargers	--	--	--	--

SCORING BREAKDOWN

RAIDERS

DATE	OPPONENT	FIRST QUARTER	SECOND QUARTER	FIRST HALF	THIRD QUARTER	FOURTH QUARTER	SECOND HALF	OVERTIME	TOTAL
09/08	at L.A. Chargers	7	0	7	0	3	3	--	10
09/15	at Baltimore	0	6	6	7	13	20	--	26
09/22	Carolina	7	0	7	0	15	15	--	22
09/29	Cleveland	0	10	10	10	0	10	--	20
10/06	at Denver	10	0	10	0	8	8	--	18
10/13	Pittsburgh	7	0	7	0	6	6	--	13
10/20	at L.A. Rams	0	6	6	3	6	9	--	15
10/27	Kansas City	7	3	10	3	7	10	--	20
11/03	at Cincinnati	7	3	10	0	14	14	--	24
11/17	at Miami	3	3	6	6	7	13	--	19
11/24	Denver	0	13	13	0	6	6	--	19
11/29	at Kansas City	0	3	3	7	7	14	--	17
12/08	at Tampa Bay	0	10	10	0	3	3	--	13
12/16	Atlanta	0	3	3	0	6	6	--	9
12/22	Jacksonville	0	13	13	0	6	6	--	19
12/29	at New Orleans	--	--	--	--	--	--	--	--
01/05	L.A. Chargers	--	--	--	--	--	--	--	--
TOTALS		48	73	121	36	107	143	--	264

OPPONENTS

DATE	OPPONENT	FIRST QUARTER	SECOND QUARTER	FIRST HALF	THIRD QUARTER	FOURTH QUARTER	SECOND HALF	OVERTIME	TOTAL
09/08	at L.A. Chargers	3	3	6	3	13	16	--	22
09/15	at Baltimore	3	6	9	7	7	14	--	23
09/22	Carolina	7	14	21	6	9	15	--	36
09/29	Cleveland	10	0	10	0	6	6	--	16
10/06	at Denver	0	13	13	7	14	21	--	34
10/13	Pittsburgh	3	9	12	10	10	20	--	32
10/20	at L.A. Rams	0	14	14	6	0	6	--	20
10/27	Kansas City	7	10	17	0	10	10	--	27
11/03	at Cincinnati	7	10	17	14	10	24	--	41
11/17	at Miami	7	3	10	7	17	24	--	34
11/24	Denver	3	6	9	7	13	20	--	29
11/29	at Kansas City	3	7	10	6	3	9	--	19
12/08	at Tampa Bay	14	0	14	0	14	14	--	28
12/16	Atlanta	7	2	9	3	3	6	--	15
12/22	Jacksonville	7	0	7	7	0	7	--	14
12/29	at New Orleans	--	--	--	--	--	--	--	--
01/05	L.A. Chargers	--	--	--	--	--	--	--	--
TOTALS		81	97	178	83	129	212	--	390

GOAL TO GO SITUATIONS

DATE	OPPONENT	OFFENSE	DEFENSE
09/08	at L.A. Chargers	NONE	Field Goal - 24 yards
09/15	at Baltimore	TD - Run Field Goal - 25 yards TD - Pass	TD - Pass TD - Run
09/22	Carolina	TD - Run TD - Pass	TD - Pass TD - Pass TD - Run
09/29	Cleveland	TD - Run	TD - Pass
10/06	at Denver	Interception TD - Run	TD - Interception TD - Pass TD - Run TD - Pass
10/13	Pittsburgh	TD - Run Fumble	Field Goal - 37 yards TD - Run Field Goal - 36 yards
10/20	at L.A. Rams	Field Goal - 27 yards	TD - Run
10/27	Kansas City	TD - Pass Field Goal - 32 yards Lost on Downs	TD - Run TD - Pass Field Goal - 24 yards TD - Pass
11/03	at Cincinnati	TD - Run	TD - Pass TD - Pass TD - Pass TD - Pass Field Goal - 27 yards
11/17	at Miami	Field Goal - 27 yards Field Goal - 22 yards TD - Pass	TD - Pass Field Goal - 31 yards TD - Pass TD - Run
11/24	Denver	TD - Pass Field Goal - 22 yards End of Game	TD - Pass
11/29	at Kansas City	Field Goal - 27 yards	Field Goal - 32 yards
12/08	at Tampa Bay	TD - Run Field Goal - 27 yards	TD - Pass TD - Run
12/16	Atlanta	TD - Pass	NONE
12/22	Jacksonville	TD - Run TD - Run	TD - Run
12/29	at New Orleans	--	--
01/05	L.A. Chargers	--	--

OFFENSE DEFENSE

Goal-To-Go Situations	27	33
Scores	23	32
Touchdowns	15	25
Field Goals	8	7
Total Points	128	195
Fumbles	1	0
Interceptions	1	1
Missed Field Goals	0	0
Missed Field Goals (G2G)	0	0
Lost on Downs	1	0
End of Half/Game	1	0
Goal-to-Go Percentage	55.6	78.1

GOAL TO GO SITUATIONS - DETAILED

RAIDERS 2024 REGULAR SEASON GOAL-TO-GO

RAIDERS																		
Date	Opponent	Pos	TD	PAT	2-Pt.	Miss PAT	FG	FGA	Blk/MFG	INT	Fum	Dwns	Drive Ends			TD%	Score Pct.	Pts/Poss
													Half	Game	Pts			
09/08	at L.A. Chargers	0	0	0	0	0	0	0	0	0	0	0	0	0	0	0.0	0.0	0.0
09/15	at Baltimore	3	2	2	0	0	1	1	0	0	0	0	0	0	17	66.7	100.0	5.7
09/22	Carolina	2	2	2	0	0	0	0	0	0	0	0	0	0	14	100.0	100.0	7.0
09/29	Cleveland	1	1	1	0	0	0	0	0	0	0	0	0	0	7	100.0	100.0	7.0
10/06	at Denver	2	1	0	1	0	0	0	0	1	0	0	0	0	8	50.0	50.0	4.0
10/13	Pittsburgh	2	1	1	0	0	0	0	0	0	1	0	0	0	7	50.0	50.0	3.5
10/20	at L.A. Rams	1	0	0	0	0	1	1	0	0	0	0	0	0	3	0.0	100.0	3.0
10/27	Kansas City	3	1	1	0	0	1	1	0	0	0	1	0	0	10	33.3	66.7	3.3
11/03	at Cincinnati	1	1	1	0	0	0	0	0	0	0	0	0	0	7	100.0	100.0	7.0
11/17	at Miami	3	1	1	0	0	2	2	0	0	0	0	0	0	13	33.3	100.0	4.3
11/24	Denver	3	1	1	0	0	1	1	0	0	0	0	0	1	10	33.3	66.7	3.3
11/29	at Kansas City	1	0	0	0	0	1	1	0	0	0	0	0	0	3	0.0	100.0	3.0
12/08	at Tampa Bay	2	1	1	0	0	1	1	0	0	0	0	0	0	10	50.0	100.0	5.0
12/16	Atlanta	1	1	0	0	1	0	0	0	0	0	0	0	0	6	100.0	100.0	6.0
12/22	Jacksonville	2	2	1	0	0	0	0	0	0	0	0	0	0	13	100.0	100.0	6.5
12/29	at New Orleans	--	--	--	--	--	--	--	--	--	--	--	--	--	--	--	--	--
01/05	L.A. Chargers	--	--	--	--	--	--	--	--	--	--	--	--	--	--	--	--	--
TOTALS		27	15	12	1	1	8	8	0	1	1	1	0	1	128	55.6	85.2	4.7

OPPONENT 2024 REGULAR SEASON GOAL-TO-GO

OPPONENT																		
Date	Opponent	Pos	TD	PAT	2-Pt.	Miss PAT	FG	FGA	Blk/MFG	INT	Fum	Dwns	Drive Ends			TD%	Score Pct.	Pts/Poss
													Half	Game	Pts			
09/08	at L.A. Chargers	1	0	0	0	0	1	1	0	0	0	0	0	0	3	0.0	100.0	3.0
09/15	at Baltimore	2	2	2	0	0	0	0	0	0	0	0	0	0	14	100.0	100.0	7.0
09/22	Carolina	3	3	2	0	0	0	0	0	0	0	0	0	0	20	100.0	100.0	6.7
09/29	Cleveland	1	1	1	0	0	0	0	0	0	0	0	0	0	7	100.0	100.0	7.0
10/06	at Denver	4	3	4	0	0	0	0	0	1	0	0	0	0	22	75.0	75.0	5.5
10/13	Pittsburgh	3	1	1	0	0	2	2	0	0	0	0	0	0	13	33.3	100.0	4.3
10/20	at L.A. Rams	1	1	0	0	1	0	0	0	0	0	0	0	0	6	100.0	100.0	6.0
10/27	Kansas City	4	3	3	0	0	1	1	0	0	0	0	0	0	24	75.0	100.0	6.0
11/03	at Cincinnati	5	4	4	0	0	1	1	0	0	0	0	0	0	31	80.0	100.0	6.2
11/17	at Miami	4	3	3	0	0	1	1	0	0	0	0	0	0	24	75.0	100.0	6.0
11/24	Denver	1	1	1	0	0	0	0	0	0	0	0	0	0	7	100.0	100.0	7.0
11/29	at Kansas City	1	0	0	0	0	1	1	0	0	0	0	0	0	3	0.0	100.0	3.0
12/08	at Tampa Bay	2	2	2	0	0	0	0	0	0	0	0	0	0	14	100.0	100.0	7.0
12/16	Atlanta	0	0	0	0	0	0	0	0	0	0	0	0	0	0	0.0	0.0	0.0
12/22	Jacksonville	1	1	1	0	0	0	0	0	0	0	0	0	0	7	100.0	100.0	7.0
12/29	at New Orleans	--	--	--	--	--	--	--	--	--	--	--	--	--	--	--	--	--
01/05	L.A. Chargers	--	--	--	--	--	--	--	--	--	--	--	--	--	--	--	--	--
TOTALS		33	25	24	0	1	7	7	0	1	0	0	0	0	195	75.8	97.0	5.9

RAIDERS

<u>Date/Opp.</u>	<u>Quarter</u>	<u>Score</u>	<u>Initial Ruling</u>	<u>Final Ruling</u>
10/13 vs PIT	4	LV 13 PIT 29	J.Fields pass deep right to G.Pickens to LV 3 for 31 yards.	UPHELD
11/14 vs DEN	2	LV 7 DEN 3	B.Nix pass short right to D.Vele to LV 46 for 12 yards, not down by contact.	REVERSED
12/8 at TB	2	LV 0 TB 14	A.O'Connell pass incomplete deep left to T.Tucker.	UPHELD
12/22 vs JAX	1	LV 0 JAX 0	M.Jones pass incomplete short left to T.Etienne.	UPHELD

OPPONENTS

<u>Date/Opp.</u>	<u>Quarter</u>	<u>Score</u>	<u>Initial Ruling</u>	<u>Final Ruling</u>
9/15 at BAL	2	LV 3 BAL 6	L.Jackson pass incomplete deep right to Z.Flowers.	UPHELD
9/15 at BAL	4	LV 13 BAL 23	G.Minshew pass deep left to D.Adams ran ob at BLT 9 for 30 yards.	UPHELD
10/6 at DEN	4	LV 18 DEN 34	A.O'Connell pass incomplete short left. PENALTY, Intentional Grounding at LV 1.	UPHELD
10/20 at LAR	3	LV 9 LAR 20	D.Turner right end to LA 9 for 4 yards.	UPHELD
11/3 at CIN	3	LV 10 CIN 31	R.Rehkov punts 65 yards to end zone, Touchback.	UPHELD
12/16 vs ATL	2	LV 0 ATL 7	D.Ridder pass short left to S.McCormick pushed ob at ATL 45 for 15 yards.	UPHELD

REPLAY OFFICIAL

<u>Date/Opp.</u>	<u>Quarter</u>	<u>Score</u>	<u>Initial Ruling</u>	<u>Final Ruling</u>
9/8 at LAC	3	LV 7 LAC 9	J.Herbert pass short right intended for J.Palmer INTERCEPTED by T.Moehrig at LV 34.	REVERSED
10/6 at DEN	3	LV 10 DEN 20	B.Nix pass short right to J.McLaughlin for 4 yards, TOUCHDOWN.	UPHELD
11/3 at CIN	1	LV 0 CIN 0	Z.White left guard for 2 yards, TOUCHDOWN.	REVERSED
11/17 at MIA	2	LV 3 MIA 10	G.Minshew scrambles right end ran ob at MIA 9 for 5 yards, short of line to gain.	REVERSED
11/17 at MIA	4	LV 19 MIA 34	G.Minshew pass short right to A.Abdullah to MIA 34 for 1 yard, first down.	UPHELD
11/24 vs DEN	4	LV 19 DEN 29	D.Ridder pass short left to T.Tucker for 11 yards, TOUCHDOWN.	REVERSED
11/29 at KC	2	LV 3 KC 10	P.Mahomes pass incomplete short middle to N.Gray.	REVERSED
12/8 at TB	3	LV 10 TB 14	A.O'Connell pass short right intended for T.Tucker INTERCEPTED by K.Merriweather at LV 47.	REVERSED
12/8 at TB	4	LV 10 TB 21	D.Ridder pass deep right intended for J.Meyers INTERCEPTED by Z.McCollum at TB 36.	REVERSED

RAIDERS 2024 REGULAR SEASON RECORD WHEN...

CATEGORY	2024 SEASON		CATEGORY	2024 SEASON	
	W-L			W-L	
RAIDERS AT ALLEGIANT STADIUM	2-5		IN SEPTEMBER	2-2	
RAIDERS ON THE ROAD	1-7		IN OCTOBER	0-4	
RAIDERS ON GRASS	3-9		IN NOVEMBER	0-4	
RAIDERS ON ARTIFICIAL TURF	0-3		IN DECEMBER	1-2	
RAIDERS IN DOMES	0-0		IN JANUARY	0-0	
RAIDERS IN RETRACTABLE ROOF STADIUMS	0-0				
RAIDERS OUTDOORS	0-0		ON SUNDAY NIGHT	0-0	
RAIDERS INDOORS	0-0		ON THURSDAY NIGHT	0-0	
ALLEGIANT STADIUM ROOF OPEN	0-0		ON MONDAY NIGHT	0-1	
ALLEGIANT STADIUM ROOF CLOSED	0-0		ON SATURDAY	0-0	
RAIDERS SCORE FIRST	0-3		DAY GAMES	3-11	
OPPONENT SCORES FIRST	3-9		KICKOFF AT 12:00 PST	0-1	
RAIDERS SCORE ON FIRST POSSESSION	0-5		KICKOFF AT 3:00/3:05/3:15/3:35 PST	0-0	
RAIDERS SCORE 20 OR MORE POINTS	2-3		NIGHT GAMES	0-1	
RAIDERS SCORE 19 OR LESS POINTS	1-9				
RAIDERS ALLOW 20 OR MORE	1-10		VS. AFC WEST OVERALL	0-5	
RAIDERS ALLOW 19 OR LESS POINTS	2-2		VS. AFC WEST AT HOME	0-2	
			VS. AFC WEST ON THE ROAD	0-3	
RAIDERS LEAD AFTER 1ST QUARTER	0-3		VS. AFC	3-8	
RAIDERS TRAIL AFTER 1ST QUARTER	3-5		VS. AFC EAST	0-1	
SCORE TIED AFTER 1ST QUARTER	0-4		VS. AFC SOUTH	1-0	
RAIDERS LEAD AT HALFTIME	1-2		VS. AFC NORTH	2-2	
RAIDERS TRAIL AT HALFTIME	1-10				
SCORE TIED AT HALFTIME	1-0		VS. NFC	0-4	
RAIDERS LEAD AFTER 3RD QUARTER	1-0		VS. NFC EAST	0-0	
RAIDERS TRAIL AFTER 3RD QUARTER	2-12		VS. NFC SOUTH	0-3	
SCORE TIED AFTER 3RD QUARTER	0-0		VS. NFC NORTH	0-0	
GAME GOES TO OVERTIME	0-0		VS. NFC WEST	0-1	
RAIDERS HAVE + TURNOVER RATIO	1-1				
RAIDERS HAVE - TURNOVER RATIO	0-10				
TURNOVER RATIO EVEN	2-1				
RAIDERS HAVE 30:00+TOP	2-5				
RAIDERS HAVE LESS THAN 30:00 TOP	1-7				
RAIDERS HAVE 100-YARD RUSHER	0-0				
RAIDERS HAVE 300 NET PASSING YARDS	0-2				
RAIDERS HAVE 1 100-YARD RECEIVER	1-4				
RAIDERS HAVE 2 100-YARD RECEIVERS	0-0				
RAIDERS WIN COIN TOSS	2-6				
RAIDERS LOSE COIN TOSS	1-6				

BY RAIDERS

BY OPPONENT

PASSING

Aidan O'Connell @ Kansas City, 11/29/24	100-POINT PASSER RATING	Baker Mayfield @ Tampa Bay, 12/08/24
513 yards, Derek Carr @ Tampa Bay, 10/30/16	500 YARDS PASSING	504 yards, Elvis Grbac vs. Kansas City, 11/05/00
42 att., Gardner Minshew II vs. Denver, 11/24/24	40+ PASS ATTEMPTS	46 att., Patrick Mahomes @ Kansas City, 11/29/24
56 att., Derek Carr vs. Baltimore, 09/13/21	50+ PASS ATTEMPTS	64 att., Justin Herbert vs. L.A. Chargers, 01/09/22
435 yards, Derek Carr vs. Baltimore, 09/13/21	400 YARDS PASSING	406 yards, Patrick Mahomes vs. Kansas City, 11/14/21
340 yards, Aidan O'Connell @ Kansas City, 11/29/24	300 YARDS PASSING	306 yards, Patrick Mahomes @ Kansas City, 11/29/24
6 tds, Daryle Lamonica vs. Buffalo, 10/19/69	SIX TOUCHDOWN PASSES	6 tds, Dan Fouts vs. San Diego, 11/22/81
* Never Has Happened *	SEVEN TOUCHDOWN PASSES	7 tds, Nick Foles: (2, 17, 63, 15, 25, 46, 5) vs. Philadelphia, 11/03/13
5 tds, Kerry Collins: (18, 32, 18, 45, 3) vs. Tennessee, 12/19/04	FIVE TOUCHDOWN PASSES	5 tds, Joe Burrow: (1, 10, 2, 11, 47) @ Cincinnati, 11/03/24
4 tds, Aidan O'Connell: (30, 22, 11, 20) vs. L.A. Chargers, 12/14/23	FOUR TOUCHDOWN PASSES	5 tds, Joe Burrow: (1, 10, 2, 11, 47) @ Cincinnati, 11/03/24
4 tds, Aidan O'Connell: (30, 22, 11, 20) vs. L.A. Chargers, 12/14/23	THREE TOUCHDOWN PASSES	3 tds, Baker Mayfield: (15, 5, 29) @ Tampa Bay, 12/08/24
25 comp, Gardner Minshew II vs. Denver, 11/24/24	25+ Completions	25 comp, Mac Jones vs. Jacksonville, 12/22/24
30 comp, Gardner Minshew II @ Miami, 11/17/24	30+ Completions	31 comp, Josh Allen @ Buffalo, 09/17/23
30 comp, Gardner Minshew II @ Miami, 11/17/24	30-39 PASSING COMPLETIONS	31 comp, Josh Allen @ Buffalo, 09/17/23
40 comp, Derek Carr @ Tampa Bay, 10/30/16	40+ PASSING COMPLETIONS	40 comp, Billy Volek vs. Tennessee, 12/19/04
58 yards, Aidan O'Connell: (15:00) 12-A.O'Connell pass deep left to 11-T.Tucker for 58 yards, TOUCHDOWN. @ Kansas City, 11/29/24	PASS PLAY OF 50-OR-MORE YARDS	62 yards, Mac Jones: (1:03) (Shotgun) 10-M.Jones pass deep left to 7-B.Thomas for 62 yards, TOUCHDOWN. vs. Jacksonville, 12/22/24
85 yards, Derek Carr: (3:56) (Shotgun) 4-D.Carr pass deep right to 15-N.Agholor for 85 yards, TOUCHDOWN. vs. Miami, 12/26/20	PASS PLAY OF 80-OR-MORE YARDS	92 yards, Drew Lock: (6:43) (Shotgun) 3-D.Lock pass deep middle to 10-J.Jeudy for 92 yards, TOUCHDOWN. @ Denver, 01/03/21
7 ints, Ken Stabler vs. Denver, 10/16/77	SEVEN+ INTERCEPTIONS THROWN	* Never Has Happened *
6 ints, Donald Hollas vs. Miami, 12/06/98	SIX INTERCEPTIONS THROWN	* Never Has Happened *
5 ints, Jim Plunkett vs. Kansas City, 10/05/80	FIVE INTERCEPTIONS THROWN	5 ints, Steve Pelluer @ Dallas, 11/09/86
4 ints, Matthew McGloin vs. Kansas City, 12/15/13	FOUR INTERCEPTIONS THROWN	4 ints, Drew Lock vs. Denver, 11/15/20
3 ints, Gardner Minshew II @ L.A. Rams, 10/20/24	THREE INTERCEPTIONS THROWN	3 ints, Jordan Love vs. Green Bay, 10/09/23
2 ints, Desmond Ridder vs. Atlanta, 12/16/24	TWO INTERCEPTIONS THROWN	2 ints, Baker Mayfield @ Tampa Bay, 12/08/24

RUSHING

229 yards, Josh Jacobs @ Seattle, 11/27/22	200 YARDS RUSHING	203 yards, Adrian Peterson vs. Minnesota, 11/15/15
154 yards, Josh Jacobs @ Kansas City, 10/10/22	150-199 YARDS RUSHING	152 yards, Jahmyr Gibbs @ Detroit, 10/30/23
112 yards, Zamir White vs. Denver, 01/07/24	100 YARDS RUSHING	125 yards, Bijan Robinson vs. Atlanta, 12/16/24
112 yards, Zamir White vs. Denver, 01/07/24	100-149 YARDS RUSHING	125 yards, Bijan Robinson vs. Atlanta, 12/16/24
* Never Has Happened *	FOUR TOUCHDOWNS RUSHING	4 tds, Doug Martin: (45, 67, 70, 1) vs. Tampa Bay, 11/04/12
3 tds, Josh Jacobs: (4, 7, 15) vs. Houston, 10/23/22	THREE TOUCHDOWNS RUSHING	3 tds, C.J. Anderson: (11, 1, 25) @ Denver, 12/28/14
2 tds, Josh Jacobs: (2, 1) vs. N.Y. Giants, 11/05/23	TWO TOUCHDOWNS RUSHING	2 tds, Kyren Williams: (13, 2) @ L.A. Rams, 10/20/24
Josh Jacobs: (11, 5)/Devontae Booker: (7, 23) vs. Denver, 11/15/20	TWO PLAYERS WITH TWO TD RUSHING	* Never Has Happened *
229 yards, Josh Jacobs @ Seattle, 11/27/22	150 YARDS RUSHING	152 yards, Jahmyr Gibbs @ Detroit, 10/30/23
33 att., Josh Jacobs @ Seattle, 11/27/22	30+ RUSHING ATTEMPTS	30 att., Joe Mixon vs. Cincinnati, 11/21/21
64 yards, Sincere McCormick @ Kansas City, 11/29/24	50-74 YARD RUSHING	50 yards, Tank Bigsby vs. Jacksonville, 12/22/24
78 yards, Sincere McCormick @ Tampa Bay, 12/08/24	75+ YARD RUSHING	125 yards, Bijan Robinson vs. Atlanta, 12/16/24
33 att., Josh Jacobs @ Seattle, 11/27/22	30-39 RUSHING ATTEMPTS	30 att., Joe Mixon vs. Cincinnati, 11/21/21
40 att., Las Vegas 40, Seattle 34 @ Seattle, 11/27/22	40-49 RUSHING ATTEMPTS (TEAM)	43 att., Detroit 26, Las Vegas 14 @ Detroit, 10/30/23
52 att., Las Vegas 28, L.A. Chargers 13 @ San Diego, 12/05/10	50+ RUSHING ATTEMPTS (TEAM)	54 att., N.Y. Jets 38, Las Vegas 0 vs. N.Y. Jets, 10/25/09
328 yards, Las Vegas 59, Denver 14 @ Denver, 10/24/10	300 YARDS RUSHING (TEAM)	316 yards, N.Y. Jets 38, Las Vegas 0 vs. N.Y. Jets, 10/25/09
283 yards, Las Vegas 40, Seattle 34 @ Seattle, 11/27/22	200 YARDS RUSHING (TEAM)	222 yards, Detroit 26, Las Vegas 14 @ Detroit, 10/30/23
283 yards, Las Vegas 40, Seattle 34 @ Seattle, 11/27/22	200-299 YARDS RUSHING (TEAM)	222 yards, Detroit 26, Las Vegas 14 @ Detroit, 10/30/23
283 yards, Las Vegas 40, Seattle 34 @ Seattle, 11/27/22	200+ YARDS RUSHING (TEAM)	222 yards, Detroit 26, Las Vegas 14 @ Detroit, 10/30/23
328 yards, Las Vegas 59, Denver 14 @ Denver, 10/24/10	300+ YARDS RUSHING (TEAM)	316 yards, N.Y. Jets 38, Las Vegas 0 vs. N.Y. Jets, 10/25/09
63 yards, Josh Jacobs: (12:51) 8-J.Jacobs left end for 63 yards, TOUCHDOWN. vs. Kansas City, 11/26/23	RUN OF 50-74 YARDS	61 yards, J.K. Dobbins: (4:19) 27-J.Dobbins left tackle to LV 14 for 61 yards (39-N.Hobbs; 1-M.Epps). @ L.A. Chargers, 09/08/24

86 yards, Josh Jacobs: (4:32) 28-J.Jacobs right guard for 86 yards, TOUCHDOWN. @ Seattle, 11/27/22	RUN OF 75+ YARDS	80 yards, Adrian Peterson: (2:03) 28-A.Peterson right guard for 80 yards, TOUCHDOWN. vs. Minnesota, 11/15/15
86 yards, Josh Jacobs: (4:32) 28-J.Jacobs right guard for 86 yards, TOUCHDOWN. @ Seattle, 11/27/22	RUN OF 70+ YARDS	80 yards, Adrian Peterson: (2:03) 28-A.Peterson right guard for 80 yards, TOUCHDOWN. vs. Minnesota, 11/15/15
63 yards, Josh Jacobs: (12:51) 8-J.Jacobs left end for 63 yards, TOUCHDOWN. vs. Kansas City, 11/26/23	RUN OF 60-69 YARDS	61 yards, J.K. Dobbins: (4:19) 27-J.Dobbins left tackle to LV 14 for 61 yards (39-N.Hobbs; 1-M.Epps). @ L.A. Chargers, 09/08/24
51 yards, Josh Jacobs: (11:58) 28-J.Jacobs right tackle to KC 30 for 51 yards (35-C.Ward). vs. Kansas City, 09/15/19	RUN OF 50-59 YARDS	51 yards, Derius Davis: (14:50) (Shotgun) 12-D.Davis right end to LV 35 for 51 yards (25-T.Moehrig). @ L.A. Chargers, 10/01/23

RECEIVING

134 yards/102 yards, Hunter Renfrow/DeSean Jackson @ Dallas, 11/25/21	TWO 100-YARD RECEIVERS	106 yards/104 yards, Michael Gallup/Cedrick Wilson @ Dallas, 11/25/21
200 yards, Darren Waller @ N.Y. Jets, 12/06/20	200 YARDS RECEIVING	284 yards, Antonio Brown @ Pittsburgh, 11/08/15
140 yards, Brock Bowers @ Kansas City, 11/29/24	100 YARDS RECEIVING	132 yards, Brian Thomas Jr. vs. Jacksonville, 12/22/24
4 tds, Art Powell vs. Houston, 12/22/63	FOUR TOUCHDOWN RECEPTIONS	4 tds, Travis Kelce: (1, 4, 8, 1) @ Kansas City, 10/10/22
* Never Has Happened *	FIVE TOUCHDOWN RECEPTIONS	5 tds, Kellen Winslow vs. San Diego, 11/22/81
3 tds, Michael Crabtree: (2, 26, 1) vs. N.Y. Jets, 09/17/17	THREE TOUCHDOWN RECEPTIONS	4 tds, Travis Kelce: (1, 4, 8, 1) @ Kansas City, 10/10/22
2 tds, Davante Adams: (4, 1) @ Indianapolis, 12/31/23	TWO TOUCHDOWN RECEPTIONS	2 tds, Jalen McMillan: (15, 29) @ Tampa Bay, 12/08/24
Rickey Dudley/Jeremy Bringham vs. Carolina, 12/24/00	TWO PLAYERS WITH TWO TD RECEPTIONS	Julius Thomas: (10, 32)/Emmanuel Sanders: (32, 15) vs. Denver, 11/09/14
172 yards, Davante Adams vs. Pittsburgh, 09/24/23	150 YARDS RECEIVING	153 yards, A.J. Brown vs. Tennessee, 12/08/19
11 , Brock Bowers vs. Jacksonville, 12/22/24	10 OR MORE RECEPTIONS	10 , Travis Kelce vs. Kansas City, 10/27/24
140 yards, Brock Bowers @ Kansas City, 11/29/24	100-149 YARDS RECEIVING	132 yards, Brian Thomas Jr. vs. Jacksonville, 12/22/24
172 yards, Davante Adams vs. Pittsburgh, 09/24/23	150-199 YARDS RECEIVING	153 yards, A.J. Brown vs. Tennessee, 12/08/19
200 yards, Darren Waller @ N.Y. Jets, 12/06/20	200-299 YARDS RECEIVING	284 yards, Antonio Brown @ Pittsburgh, 11/08/15
85 yards, Nelson Agholor: (3:56) (Shotgun) 4-D.Carr pass deep right to 15-N.Agholor for 85 yards, TOUCHDOWN. vs. Miami, 12/26/20	70-YARD RECEPTION	79 yards, Joshua Palmer: (10:37) (Shotgun) 2-E.Stick pass deep left to 5-J.Palmer for 79 yards, TOUCHDOWN. vs. L.A. Chargers, 12/14/23
60 yards, Davante Adams: (10:34) (Shotgun) 3-J.Stidham pass deep left to 17-D.Adams for 60 yards, TOUCHDOWN [29-T.Hufanga]. Penalty on SF-7-C.Ward, Illegal Contact, declined. vs. San Francisco, 01/01/23	60-YARD RECEPTION	62 yards, Brian Thomas Jr.: (1:03) (Shotgun) 10-M.Jones pass deep left to 7-B.Thomas for 62 yards, TOUCHDOWN. vs. Jacksonville, 12/22/24
58 yards, Tre Tucker: (15:00) 12-A.O'Connell pass deep left to 11-T.Tucker for 58 yards, TOUCHDOWN. @ Kansas City, 11/29/24	50-YARD RECEPTION	57 yards, Jonnu Smith: (3:28) (Shotgun) 1-T.Tagovailoa pass deep middle to 9-J.Smith for 57 yards, TOUCHDOWN. @ Miami, 11/17/24

COMBINED YARDS

109 yards/307 yards, Josh Jacobs/Derek Carr @ Denver, 11/20/22	100-YARD RUSHER AND 300-YARD PASSER	114 yards/319 yards, Chuba Hubbard/Andy Dalton vs. Carolina, 09/22/24
140 yards/340 yards, Brock Bowers/Aidan O'Connell @ Kansas City, 11/29/24	100-YARD RECEIVER AND 300-YARD PASSER	122 yards/319 yards, Diontae Johnson/Andy Dalton vs. Carolina, 09/22/24
144 yards/177 yards, Josh Jacobs/Davante Adams vs. L.A. Chargers, 12/04/22	100-YARD RUSHER AND 100-YARD RECEIVER	120 yards/100 yards, Chase Brown/Mike Gesicki @ Cincinnati, 11/03/24
109 yards/307 yards/141 yards, Josh Jacobs/Derek Carr Davante Adams @ Denver, 11/20/22	100-YARD RUSHER, 300-YARD PASSER, 100-YARD RECEIVER	114 yards/319 yards/122 yards, Chuba Hubbard/Andy Dalton vs. Carolina, 09/22/24
130 yards/128/110 yards, Marshawn Lynch/Amari Cooper/Jared Cook vs. Cleveland, 09/30/18	100-YARD RUSHER/TWO 100-YARD RECEIVERS	117 yards/118/101 yards, Rudi Johnson/T.J. Houshmandzadeh/Chad Johnson @ Cincinnati, 12/10/06
134/102 yards/373 yards, Hunter Renfrow/DeSean Jackson/Derek Carr @ Dallas, 11/25/21	TWO 100-YARD RECEIVERS/300-YARD PASSER	106/104 yards/375 yards, Michael Gallup/Cedrick Wilson/Dak Prescott @ Dallas, 11/25/21

DEFENSE

29 yards, Jack Jones: (13:23) (Shotgun) 9-J.Burrow pass short right intended for 1-J.Chase INTERCEPTED by 18-J.Jones at CIN 29. 18-J.Jones for 29 yards, TOUCHDOWN. @ Cincinnati, 11/03/24	INTERCEPTED PASS RETURNED FOR A TOUCHDOWN	99 yards, Pat Surtain II: (8:59) 15-G.Minshew pass short left intended for 89-B.Bowers INTERCEPTED by 2-P.Surtain at DEN 0. 2-P.Surtain for 100 yards, TOUCHDOWN. @ Denver, 10/06/24
8 yards, Bilal Nichols: (5:00) (Shotgun) Direct snap to 10-I.Pacheco. 10-I.Pacheco FUMBLES (Aborted) at KC 8, RECOVERED by LV-91-B.Nichols at KC 8. 91-B.Nichols for 8 yards, TOUCHDOWN. @ Kansas City, 12/25/23	FUMBLE RETURNED FOR A TOUCHDOWN	33 yards, Kam Curl: (1:23) (Shotgun) 15-G.Minshew sacked at LV 37 for -7 yards (14-C.Durant). FUMBLES (14-C.Durant) [14-C.Durant], RECOVERED by LA-3-K.Curl at LV 33. 3-K.Curl for 33 yards, TOUCHDOWN. @ L.A. Rams, 10/20/24
(1:52) (Shotgun) 10-M.Jones sacked in End Zone for -4 yards, SAFETY (sack split by 91-B.Nichols and 98-M.Crosby). vs. New England, 10/15/23	SAFETY SCORED	Zach Harrison: (5:39) (Shotgun) 22-A.Mattison up the middle tackled in End Zone for -1 yards, SAFETY (96-Z.Harrison). vs. Atlanta, 12/16/24
Las Vegas 15, Kansas City 0 vs. Kansas City, 12/16/12	SHUTOUT	Minnesota 3, Las Vegas 0 vs. Minnesota, 12/10/23
5.0 sk, Khalil Mack @ Denver, 12/13/15	FIVE+ SACK GAME	6.0 sk, Khalil Mack @ L.A. Chargers, 10/01/23
4.0 sk, Maxx Crosby vs. Cincinnati, 11/17/19	FOUR SACK GAME	4.0 sk, Trey Hendrickson @ Cincinnati, 11/03/24
3.0 sk, Malcolm Koonce @ Kansas City, 12/25/23	THREE SACK GAME	4.0 sk, Trey Hendrickson @ Cincinnati, 11/03/24
2.0 sk, Maxx Crosby @ Denver, 10/06/24	TWO SACK GAME	2.0 sk, DeAngelo Malone vs. Atlanta, 12/16/24

William Thomas/Eric Allen vs. N.Y. Jets, 12/10/00	TWO INTERCEPTIONS BY TEAMMATES	* Never Has Happened *
75t yards, Marcus Peters @ Detroit, 10/30/23	70+ YARD INTERCEPTION RETURN	100t yards, Pat Surtain II @ Denver, 10/06/24
3 int, Rod Woodson vs. Tennessee, 09/29/02	THREE INTERCEPTION GAME	3 int, Walt Harris @ San Francisco, 10/08/06
2 ints, Robert Spillane vs. Green Bay, 10/09/23	TWO INTERCEPTIONS	2 ints, Jaylen McCollough @ L.A. Rams, 10/20/24
2 int, Robert Spillane vs. Green Bay, 10/09/23	TWO INTERCEPTION GAME	2 int, Jaylen McCollough @ L.A. Rams, 10/20/24
3 ints, Rod Woodson vs. Tennessee, 09/29/02	THREE INTERCEPTIONS	3 ints, Walt Harris @ San Francisco, 10/08/06
24 yards, Denver 16, Las Vegas 10 @ Denver, 10/01/17	LESS THAN 25 RUSHING YARDS	18 yards, Las Vegas 17, Denver 13 vs. Denver, 12/26/21
33 yards, Kansas City 27, Las Vegas 20 vs. Kansas City, 10/27/24	LESS THAN 50 RUSHING YARDS	48 yards, Las Vegas 27, Denver 14 vs. Denver, 01/07/24
72 yards, Las Vegas 19, Jacksonville 14 vs. Jacksonville, 12/22/24	LESS THAN 100 RUSHING YARDS	69 yards, Las Vegas 19, Jacksonville 14 vs. Jacksonville, 12/22/24
48 yards, Las Vegas 20, Kansas City 14 @ Kansas City, 12/25/23	LESS THAN 50 NET PASSING YARDS	26 yards, Tennessee 13, Las Vegas 9 @ Tennessee, 10/28/07
48 yards, Las Vegas 20, Kansas City 14 @ Kansas City, 12/25/23	LESS THAN 100 NET PASSING YARDS	93 yards, Atlanta 15, Las Vegas 9 vs. Atlanta, 12/16/24
116 yards, Las Vegas 20, Cleveland 16 vs. Cleveland, 09/29/24	LESS THAN 150 NET PASSING YARDS	93 yards, Atlanta 15, Las Vegas 9 vs. Atlanta, 12/16/24
119 yards, Las Vegas 15, Kansas City 0 vs. Kansas City, 12/16/12	LESS THAN 150 YARDS NET OFFENSE	128 yards, Washington 27, Las Vegas 10 @ Washington, 09/24/17
158 yards, Las Vegas 17, Denver 13 vs. Denver, 12/26/21	LESS THAN 200 YARDS NET OFFENSE	157 yards, Detroit 26, Las Vegas 14 @ Detroit, 10/30/23
261 yards, Atlanta 15, Las Vegas 9 vs. Atlanta, 12/16/24	LESS THAN 300 YARDS NET OFFENSE	249 yards, Atlanta 15, Las Vegas 9 vs. Atlanta, 12/16/24
4 to, L.A. Rams 20, Las Vegas 15 @ L.A. Rams, 10/20/24	FORCED FOUR TURNOVERS	4 to, Las Vegas 34, Denver 24 @ Denver, 10/17/21
5 to, Kansas City 48, Las Vegas 9 @ Kansas City, 12/12/21	FORCED FIVE+ TURNOVERS	5 to, Las Vegas 63, L.A. Chargers 21 vs. L.A. Chargers, 12/14/23
3 to, Atlanta 15, Las Vegas 9 vs. Atlanta, 12/16/24	AT LEAST ONE TURNOVER	2 to, Las Vegas 19, Jacksonville 14 vs. Jacksonville, 12/22/24
3 to, Tampa Bay 28, Las Vegas 13 @ Tampa Bay, 12/08/24	FORCED THREE+ TURNOVERS	3 to, Atlanta 15, Las Vegas 9 vs. Atlanta, 12/16/24

SPECIAL TEAMS

101 yards, Jacoby Ford: 4-P.Dawson kicks 66 yards from CLV 35 to OAK -1. 12-J.Ford for 101 yards, TOUCHDOWN. The Replay Assistant challenged the runner was in bounds ruling, and the play was Upheld. vs. Cleveland, 10/16/11	KICKOFF RETURNED FOR A TOUCHDOWN	100 yards, Tony Pollard: 2-D.Carlson kicks 65 yards from LV 35 to DAL 0. 20-T.Pollard for 100 yards, TOUCHDOWN. @ Dallas, 11/25/21
99 yards, Dwayne Harris: (10:35) 3-C.Wadman punts 65 yards to OAK 1, Center-42-C.Kreiter. 17-D.Harris for 99 yards, TOUCHDOWN. The Replay Official reviewed the kick touched ruling, and the play was Upheld. The ruling on the field stands. vs. Denver, 12/24/18	PUNT RETURNED FOR A TOUCHDOWN	70 yards, Cyrus Jones: (13:01) (Punt formation) 5-J.Townsend punts 52 yards to BLT 30, Center-47-T.Sieg. 27-C.Jones for 70 yards, TOUCHDOWN. @ Baltimore, 11/25/18
* Never Has Happened *	BLOCKED FIELD GOAL RETURNED FOR A TOUCHDOWN	72 yards, Ray Mickens (Cole Ford, kicker) @ N.Y. Jets, 09/21/97
Denico Autry: (14:03) 9-J.Ryan punt is BLOCKED by 96-D.Autry, Center-49-C.Gresham, RECOVERED by OAK-12-B.Butler at SEA 0. TOUCHDOWN. @ Seattle, 11/02/14	BLOCKED PUNT RETURNED FOR A TOUCHDOWN	Antonio Allen: (4:00) 7-M.King punt is BLOCKED by 39-A.Allen, Center-59-J.Condo, RECOVERED by NYJ-39-A.Allen at OAK 0. TOUCHDOWN. @ N.Y. Jets, 12/08/13
52 yards, Daniel Carlson: (11:49) 2-D.Carlson 52 yard field goal is GOOD, Center-50-J.Bobenmoyer, Holder-6-A.Cole. vs. Atlanta, 12/16/24	MADE FIELD GOAL OF 50 YARDS OR LONGER	54 yards, Wil Lutz: (:58) 3-W.Lutz 54 yard field goal is GOOD, Center-48-M.Fraboni, Holder-9-R.Dixon. vs. Denver, 11/24/24
53 yards, Daniel Carlson: (:12) 2-D.Carlson 53 yard field goal is BLOCKED (73-Y.Nijman), Center-50-J.Bobenmoyer, Holder-6-A.Cole. vs. Green Bay, 10/09/23	BLOCKED FIELD GOAL	25 yards, Brandon McManus: (:02) 8-B.McManus 25 yard field goal is BLOCKED (98-M.Crosby), Center-46-J.Bobenmoyer, Holder-17-C.Waitman. @ Denver, 11/20/22
AJ Cole: (12:26) 6-A.Cole punt is BLOCKED by 12-K.Hodge, Center-50-J.Bobenmoyer, recovered by LV-5-D.Deablo at LV 11. 5-D.Deablo to LV 37 for 26 yards (35-N.Brooks). vs. Atlanta, 12/16/24	BLOCKED PUNT	Michael Palardy: (:35) 17-M.Palardy punt is BLOCKED by 51-M.Koonce, Center-49-J.Cardona, recovered by NE-3-J.Peppers at NE 28. 3-J.Peppers to NE 20 for -8 yards (34-B.Bolden, 98-M.Crosby). vs. New England, 12/18/22
Las Vegas 30, Seattle 21 vs. Seattle, 12/05/99	NO PUNTS	Miami 34, Las Vegas 19 @ Miami, 11/17/24
Daniel Carlson: 2-D.Carlson extra point is No Good, Wide Left, Center-47-T.Sieg, Holder-6-A.Cole. vs. Denver, 10/02/22	MISSED POINT AFTER TOUCHDOWN ATTEMPT	Joshua Karty: 16-J.Karty extra point is No Good, Wide Right, Center-47-A.Ward, Holder-42-E.Evans. @ L.A. Rams, 10/20/24
Cairo Santos [Isaac Rochell blocked]: 8-C.Santos extra point is Blocked (96-I.Rochell), Center-48-P.Scales, Holder-16-T.Gill. @ Chicago, 10/22/23	POINT AFTER TOUCHDOWN ATTEMPT BLOCKED	Daniel Carlson [Kevin King blocked]: 2-D.Carlson extra point is Blocked (32-K.King), Center-50-J.Bobenmoyer, Holder-6-A.Cole. vs. Atlanta, 12/16/24
Erik Harris: 2-G.Tavecchio kicks inside 22 yards from OAK 35 to KC 43, impetus ends at OAK 49, out of bounds. Oakland challenged the runner was out of bounds ruling, and the play was REVERSED. 2-G.Tavecchio kicks inside 22 yards from OAK 35 to KC 43, impetus ends at OAK 49. RECOVERED by OAK-41-E.Harris. @ Kansas City, 12/10/17	SUCCESSFUL ONSIDE KICK	Eric Saubert: 8-B.McManus kicks inside 9 yards from DEN 35 to DEN 44. RECOVERED by DEN-82-E.Saubert. @ Denver, 10/17/21
5 fg, Daniel Carlson: (38, 47, 38, 27, 27) @ L.A. Rams, 10/20/24	FIVE FIELD GOALS	5 fg, Wil Lutz: (38, 53, 54, 45, 33) vs. Denver, 11/24/24
6 fg, Sebastian Janikowski: (40, 47, 42, 19, 37, 44) vs. Chicago, 11/27/11	SIX FIELD GOALS	6 fg, Greg Davis vs. San Diego, 10/05/97

52 yards, Daniel Carlson: (11:49) 2-D.Carlson 52 yard field goal is GOOD, Center-50-J.Bobenmoyer, Holder-6-A.Cole. vs. Atlanta, 12/16/24	50-59 YARD FIELD GOAL	54 yards, Wil Lutz: (2:00) 3-W.Lutz 33 yard field goal is GOOD, Center-48-M.Fraboni, Holder-9-R.Dixon. vs. Denver, 11/24/24
4 fg, Daniel Carlson: (34, 34, 53, 22) vs. Denver, 11/24/24	FOUR FIELD GOALS	4 fg, Matthew Wright: (25, 42, 35, 32) @ Kansas City, 11/29/24
63 yards, Sebastian Janikowski: (:05) 11-S.Janikowski 63 yard field goal is GOOD, Center-59-J.Condo, Holder-9-S.Lechler. @ Denver, 09/12/11	60+ YARD FIELD GOAL	62 yards, Stephen Gostkowski: (:05) 3-S.Gostkowski 62 yard field goal is GOOD, Center-49-J.Cardona, Holder-6-R.Allen. vs. New England, 11/19/17
4 fg, Daniel Carlson: (34, 34, 53, 22) vs. Denver, 11/24/24	THREE FIELD GOALS	4 fg, Matthew Wright: (25, 42, 35, 32) @ Kansas City, 11/29/24
53 yards, Johnnie Lee Higgins vs. St. Louis, 09/19/10	50-69 YARD PUNT RETURN	50 yards, Tyreek Hill vs. Kansas City, 10/16/16
80t yards, Johnnie Lee Higgins vs. Houston, 12/21/08	70-89 YARD PUNT RETURN	71 yards, Tarik Cohen vs. Chicago, 10/06/19
60 yds, AJ Cole vs. Jacksonville, 12/22/24	60-69 YARD PUNT	63 yds, Bradley Pinion vs. Atlanta, 12/16/24
99t yards, Dwayne Harris vs. Denver, 12/24/18	90+ YARD PUNT RETURN	90t yards, Eric Decker @ Denver, 09/12/11
70 yds, AJ Cole @ Cincinnati, 11/03/24	70+ YARD PUNT	84 yds, Corey Bojorquez vs. Cleveland, 09/29/24
83 yds, AJ Cole vs. Minnesota, 12/10/23	80+ YARD PUNT	84 yds, Corey Bojorquez vs. Cleveland, 09/29/24
24 yards, DJ Turner @ Cincinnati, 11/03/24	20 YARD PUNT RETURN	26 yards, Devin Duvernay vs. Jacksonville, 12/22/24
68 yards, Ameer Abdullah @ Kansas City, 11/29/24	50-69 YARD KICKOFF RETURN	52 yards, Jamal Agnew @ Jacksonville, 11/06/22
10 punts, Marquette King @ Denver, 12/13/15	PUNTED 10+ TIMES	10 punts, Darren Bennett @ San Diego, 12/28/03
72 yards, Dwayne Harris vs. Denver, 09/09/19	70-89 YARD KICKOFF RETURN	77 yards, Alex Erickson @ Cincinnati, 12/16/18
91 yards, Bryan McCann @ Kansas City, 12/24/11	90+ YARD KICKOFF RETURN	100t yards, Tony Pollard @ Dallas, 11/25/21


TEAM/MISCELLANEOUS

500 yards, Las Vegas 500, San Francisco 454 vs. San Francisco, 01/01/23	500 TOTAL YARDS OF OFFENSE	516 yards, Kansas City 516, Las Vegas 299 vs. Kansas City, 11/14/21
626 yards, Las Vegas 626, Tampa Bay 270 @ Tampa Bay, 10/30/16	600 TOTAL YARDS OF OFFENSE	* Never Has Happened *
434 yards, Las Vegas 434, Kansas City 329 @ Kansas City, 11/29/24	400 TOTAL YARDS OF OFFENSE	420 yards, Tampa Bay 420, Las Vegas 286 @ Tampa Bay, 12/08/24
ST: (1:10) (Shotgun) P.Rivers sacked at OAK 36 for -3 yards (M.Huff). FUMBLES (M.Huff), RECOVERED by OAK-T.Branch at OAK 36. T.Branch for 64 yards, TOUCHDOWN. The Replay Assistant challenged the fumble ruling, and the play was Upheld.DEF: (1:21) J.Campbell pass short right to Z.Miller for 1 yard, TOUCHDOWN. San Diego challenged the pass completion ruling, and the play was Upheld. (Timeout #1 at 01:13.)DEF: (3:43) (Shotgun) M.Bush up the middle for 3 yards, TOUCHDOWN.OFF: (10:37) M.Scifres punt is BLOCKED by B.Myers, Center-E.Albright, RECOVERED by OAK-H.Eugene at SD 5. H.Eugene for 5 yards, TOUCHDOWN. vs. San Diego, 10/10/10	TOUCHDOWN ON OFFENSE, DEFENSE AND SPECIAL TEAMS	ST: (11:20) (Shotgun) L.Jackson pass short right to M.Crabtree for 8 yards, TOUCHDOWN.ST: (8:16) L.Jackson left end for 5 yards, TOUCHDOWN.DEF: (6:11) (No Huddle, Shotgun) D.Carr sacked at OAK 33 for -5 yards (M.Judon). FUMBLES (M.Judon) [M.Judon], RECOVERED by BLT-T.Suggs at OAK 43. T.Suggs for 43 yards, TOUCHDOWN. Suggs' 3rd career touchdown.OFF: (13:01) (Punt formation) J.Townsend punts 52 yards to BLT 30, Center-T.Sieg. C.Jones for 70 yards, TOUCHDOWN. @ Baltimore, 11/25/18
Alexander Mattison: TWO-POINT CONVERSION ATTEMPT. 22-A.Mattison rushes right guard. ATTEMPT SUCCEEDS. @ Denver, 10/06/24	MADE TWO-POINT CONVERSION	Mac Jones: TWO-POINT CONVERSION ATTEMPT. 10-M.Jones pass to 16-J.Meyers is complete. ATTEMPT SUCCEEDS. vs. New England, 12/18/22
Aidan O'Connell: TWO-POINT CONVERSION ATTEMPT. 12-A.O'Connell pass is incomplete. ATTEMPT FAILS. vs. Jacksonville, 12/22/24	FAILED TWO-POINT CONVERSION	Justin Fields: TWO-POINT CONVERSION ATTEMPT. 2-J.Fields pass to 83-Co.Heyward is incomplete. ATTEMPT FAILS. vs. Pittsburgh, 10/13/24
Las Vegas 63, L.A. Chargers 21 vs. L.A. Chargers, 12/14/23	50 POINTS	L.A. Rams 52, Las Vegas 0 @ St. Louis, 11/30/14
Las Vegas 40, Seattle 34 @ Seattle, 11/27/22	40 POINTS	Cincinnati 41, Las Vegas 24 @ Cincinnati, 11/03/24
Las Vegas 40, Seattle 34 @ Seattle, 11/27/22	OVERTIME WIN	San Francisco 37, Las Vegas 34 vs. San Francisco, 01/01/23
San Francisco 37, Las Vegas 34 vs. San Francisco, 01/01/23	OVERTIME GAME	
San Francisco 37, Las Vegas 34 vs. San Francisco, 01/01/23	OVERTIME LOSS	Las Vegas 40, Seattle 34 @ Seattle, 11/27/22
Oakland 23, Denver 23 @ Denver, 10/22/73	OVERTIME TIE	Oakland 23, Denver 23 @ Denver, 10/22/73
Las Vegas 21, L.A. Chargers 0 vs. L.A. Chargers, 12/14/23	20 FIRST-QUARTER POINTS	L.A. Rams 21, Las Vegas 0 @ St. Louis, 11/30/14
Las Vegas 21, L.A. Chargers 0 vs. L.A. Chargers, 12/14/23	20 SECOND-QUARTER POINTS	Kansas City 21, Las Vegas 3 @ Kansas City, 12/12/21
Las Vegas 21, Denver 7 @ Denver, 10/24/10	20 THIRD-QUARTER POINTS	N.Y. Jets 21, Las Vegas 0 @ N.Y. Jets, 11/24/19
Las Vegas 21, Houston 0 vs. Houston, 10/23/22	20 FOURTH-QUARTER POINTS	Tampa Bay 21, Las Vegas 3 vs. Tampa Bay, 10/25/20
Las Vegas 15, Kansas City 0 vs. Kansas City, 12/16/12	SHUTOUT AT HOME	Minnesota 3, Las Vegas 0 vs. Minnesota, 12/10/23
* Never Has Happened *	SHUTOUT ON THE ROAD	New Orleans 24, Las Vegas 0 @ New Orleans, 10/30/22
Las Vegas 35, L.A. Chargers 32 vs. L.A. Chargers, 01/09/22	OVERTIME WIN AT HOME	San Francisco 37, Las Vegas 34 vs. San Francisco, 01/01/23
Las Vegas 40, Seattle 34 @ Seattle, 11/27/22	OVERTIME WIN ON THE ROAD	Denver 23, Las Vegas 20 @ Denver, 09/16/07
10 pen, L.A. Rams 20, Las Vegas 15 @ L.A. Rams, 10/20/24	10 PENALTIES	11 pen, Las Vegas 26, Baltimore 23 @ Baltimore, 09/15/24

3 td, Cincinnati 41, Las Vegas 24 (9:38) Z.White right guard for 1 yard, TOUCHDOWN. (13:23) (Shotgun) J.Burrow pass short right intended for J.Chase INTERCEPTED by J.Jones at CIN 29. J.Jones for 29 yards, TOUCHDOWN. (:48) (Shotgun) D.Ridder pass deep right to B.Bowers for 22 yards, TOUCHDOWN. @ Cincinnati, 11/03/24	THREE TOTAL TOUCHDOWNS	3 td, Kansas City 27, Las Vegas 20 (10:08) K.Hunt right guard for 1 yard, TOUCHDOWN. (2:00) (Shotgun) P.Mahomes pass short middle to T.Kelce for 5 yards, TOUCHDOWN. (5:03) (Shotgun) P.Mahomes pass short left to X.Worthy for 9 yards, TOUCHDOWN. vs. Kansas City, 10/27/24
0 to, Las Vegas 19, Jacksonville 14 vs. Jacksonville, 12/22/24	NO TURNOVERS	0 to, Kansas City 19, Las Vegas 17 @ Kansas City, 11/29/24
0 pen, Las Vegas 27, Denver 14 vs. Denver, 01/07/24	NO PENALTIES	0 pen, Kansas City 40, Las Vegas 9 @ Kansas City, 12/01/19
4 td, San Francisco 37, Las Vegas 34 (11:45) T.Munford reported in as eligible. J.Stidham pass deep right to D.Waller for 24 yards, TOUCHDOWN. (:15) (Shotgun) J.Stidham pass short left to D.Adams for 4 yards, TOUCHDOWN. (10:34) (Shotgun) J.Stidham pass deep left to D.Adams for 60 yards, TOUCHDOWN [T.Hufanga]. Penalty on SF-C.Ward, Illegal Contact, declined. (1:14) T.Munford reported in as eligible. J.Jacobs left guard for 1 yard, TOUCHDOWN. vs. San Francisco, 01/01/23	FOUR TOTAL TOUCHDOWNS	4 td, Tampa Bay 28, Las Vegas 13 (8:12) (Shotgun) B.Mayfield pass short right to J.McMillan for 15 yards, TOUCHDOWN. (3:58) (Shotgun) B.Mayfield pass short middle to R.White for 5 yards, TOUCHDOWN. (8:52) R.White up the middle for 3 yards, TOUCHDOWN. (2:03) (Shotgun) B.Mayfield pass short right to J.McMillan for 29 yards, TOUCHDOWN. @ Tampa Bay, 12/08/24
L.A. Rams 20, Las Vegas 15 @ L.A. Rams, 10/20/24	GAME WITHOUT TOUCHDOWNS	Minnesota 3, Las Vegas 0 vs. Minnesota, 12/10/23
41:28 TOP, Las Vegas 30, Denver 20 vs. Denver, 11/06/16 vs. N.Y. Giants, 11/05/23 (21, 21, 14, 7 Points), Las Vegas 63, L.A. Chargers 21 vs. L.A. Chargers, 12/14/23	OVER 40:00 TIME OF POSSESSION (NON-OT) NO SACKS/NO INTERCEPTIONS ALLOWED SCORE TOUCHDOWN IN EACH QUARTER	40:04 TOP, Buffalo 38, Las Vegas 10 @ Buffalo, 09/17/23 vs. New England, 12/18/22 (7, 10, 14, 10 Points), Cincinnati 41, Las Vegas 24 @ Cincinnati, 11/03/24
42 (first half), Las Vegas 63, L.A. Chargers 21 vs. L.A. Chargers, 12/14/23	30 ONE-HALF POINTS	35 (first half), Kansas City 48, Las Vegas 9 @ Kansas City, 12/12/21
21 (Q1), 21 (Q2), Las Vegas 63, L.A. Chargers 21 vs. L.A. Chargers, 12/14/23	SCORED 20+ POINTS IN ONE QUARTER	21 (Q2), Kansas City 48, Las Vegas 9 @ Kansas City, 12/12/21
Minnesota 3, Las Vegas 0 vs. Minnesota, 12/10/23	ZERO POINTS SCORED IN FIRST HALF	Las Vegas 63, L.A. Chargers 21 vs. L.A. Chargers, 12/14/23
Las Vegas 63, L.A. Chargers 21 vs. L.A. Chargers, 12/14/23	WON GAME BY 20+ POINTS	Buffalo 38, Las Vegas 10 @ Buffalo, 09/17/23
3 tds, Josh Jacobs: (4-Rushing, 7-Rushing, 15-Rushing) vs. Houston, 10/23/22	THREE TOUCHDOWNS BY A PLAYER	3 tds, D'Onta Foreman: (2-Rushing, 3-Rushing, 5-Pass Reception) @ Chicago, 10/22/23
4 tds, Darren McFadden: (4-Rushing, 19-Pass Reception, 4-Rushing, 57-Rushing) @ Denver, 10/24/10	FOUR TOUCHDOWNS BY A PLAYER	4 tds, Travis Kelce: (1-Pass Reception, 4-Pass Reception, 8-Pass Reception, 1-Pass Reception) @ Kansas City, 10/10/22
* Never Has Happened *	FIVE TOUCHDOWNS BY A PLAYER	5 tds, Jamaal Charles: (49-Pass Reception, 39-Pass Reception, 1-Rushing, 16-Pass Reception, 71-Pass Reception) vs. Kansas City, 12/15/13



**UPDATED
PLAYER
BIOS**



AMEER ABDULLAH



POSITION: Running Back **NFL SEASON:** 10
HT/WT: 5-9/203 **RAIDERS SEASON:** 3
ACQUIRED: UFA-'22 (CAR.) **COLLEGE:** Nebraska
BORN: 06/13/93 **HOMETOWN:** Birmingham, Ala.

TRANSACTIONS: Selected by Detroit Lions in the second round (54th overall) of the 2015 NFL Draft, May 1, 2015...Waived by Lions, Nov. 6, 2018...Claimed via waivers by Minnesota Vikings, Nov. 7, 2018...Waived by Vikings, Aug. 31, 2021...Signed by Vikings to practice squad, Sept. 1, 2021...Released by Vikings Oct. 19, 2021...Signed by Carolina Panthers as a free agent, Oct. 23, 2021...Signed by Las Vegas Raiders as an unrestricted free agent, March 18, 2022.

AT A GLANCE

- ✔ Career totals include 125 games played with 23 starts, 428 carries for 1,683 yards and six TDs in addition to 163 receptions for 1,207 yards and eight TDs.
- ✔ Has returned 142 career kickoffs for 3,487 yards (24.6 avg.), ranking the sixth-best kickoff return average among active players (min. 75 kickoff returns).
- ✔ In 2017, set career highs in rushing attempts (165) and rushing TDs (four), while finishing with 552 yards rushing and 162 receiving yards receiving and one TD.
- ✔ Finished fifth in the NFL in all-purpose yardage with 1,857 total yards in 2015, ranking third amongst Lions rookies in franchise history.

CAREER: Versatile running back enters his 10th season in the NFL and third with the Raiders...In 2023, played in 17 games and finished with 15 carries for 89 rushing yards...Added 19 receptions for 131 receiving yards...Led the team with 12 tackles on special teams...In 2022, rushed four times for 20 yards while catching 25 passes for 211 yards and one TD...In 2021, played in 17 games with one start and totaled 51 carries for 166 yards and 38 receptions for 289 yards with one TD...In 2020, played in 16 games and finished the season with eight carries for 42 yards while totaling eight receptions for 58 yards and a career high two receiving TDs...Played in all 16 games in 2019 and finished the season with 23 carries for 115 yards,

while adding 15 receptions for 88 yards and one TD...Played in 10 games in 2018, recording three receptions for 28 yards and one carry for one yard...In 2017, played in 14 games with 11 starts, totaling 165 carries for 552 yards and four TDs while adding 25 receptions for 162 yards and one TD...In 2016, played in two games and finished with 18 rushes for 101 yards and five receptions for 57 yards with one TD...Finished fifth in the NFL in all-purpose yardage with 1,857 total yards (597 rushing, 183 receiving, 1,077 kickoff) as a rookie in 2015...Career totals include 125 games played with 23 starts, 428 carries for 1,683 yards and six TDs in addition to 163 receptions for 1,207 yards and eight TDs...Has returned 142 career kickoffs for 3,487 yards (24.6 avg.).

2024: (9/8) at LAC: Saw action on special teams...Posted a kickoff return for 28 yards...**(9/15) at Bal.:** Played on offense and special teams...Returned two kickoffs for 60 yards, including a 35-yard long...**(9/22) vs. Car.:** Recorded two catches for 13 yards...Returned one kickoff for 27 yards...**(9/29) vs. Cle.:** Played exclusively on special teams...**(10/6) at Den.:** Led the team with 42 rushing yards and one touchdown on five carries (8.4 avg.) and caught three passes for nine yards (3.0 avg)...**(10/13) vs. Pit.:** Had 24 rushing yards on four attempts and three receptions for 14 yards...Also added a kickoff return for 31 yards...**(10/20) at LAR:** Saw action on offense and special teams...**(10/27) vs. KC:** Posted one reception for nine yards...**(11/3) at Cin.:** Rushed 12 yards on four attempts and posted three receptions for 14 yards...**(11/17) at Mia.:** Finished with three catches for 16 yards (5.3 avg.) and one touchdown and rushed once for one yard...**(11/24) vs. Den.:** Started at running back...Rushed eight times for 28 yards (3.5 avg.), caught five passes for 37 yards (7.4 avg.) and notched his second consecutive game with a receiving touchdown...**(11/29) at KC:** Started at running back and rushed 10 times for 39 yards (3.9 avg.) and caught two passes for 14 yards (7.0 avg.)...Returned two punts for 30 yards (15.0 avg.), tied for the highest single-game punt return average in a game this season (D.J. Turner)...Also notched a 68-yard kickoff return, the second longest return of his career and his longest since 2015 (104 at GB, Nov. 15, 2015)...**(12/8) at TB:** Notched two kickoff returns for 59 yards...**(12/15) vs. ATL:** Led the team with seven receptions for 58 yards (8.3 avg.) and one touchdown and carried the ball three times for eight yards (2.7 avg.).

2023: Played in all 17 games and recorded 15 rushes for 89 yards and 19 receptions for 131 yards...Led the team with 12 tackles on special teams...**(9/10) at Den.:** Saw action on offense and special teams...**(9/17) at Buf.:** Posted one reception for five yards...**(9/24) vs. Pit.:** Totaled 16 yards on two receptions (8.0 avg.)...**(10/1) at LAC:** Recorded two receptions for 14 yards (7.0 avg.)...Added one tackle on special teams...**(10/9) vs. GB:** Rushed for four yards and hauled in one pass for 11 yards...**(10/15) vs. NE:** Posted two tackles on special teams...**(10/22) at Chi.:** Played on both offense and special teams...**(10/30) at Det.:** Recorded a seven-yard rush and posted one catch for 12 yards...**(11/5) vs. NYG:** Rushed two times for eight yards and posted two catches for 17 yards...Led the team with two special teams tackles...**(11/12) vs. NYJ:** Caught one pass for four yards...Led team with two special team tackles...**(11/19) at Mia.:** Recorded one reception for four yards and notched one tackle on special teams...**(11/26) vs. KC:** Rushed one time for 11 yards and caught one pass for two yards...**(12/10) vs. Min.:** Rushed one time for 12 yards...Added two receptions for seven yards...**(12/14) vs. LAC:** Totaled 32 yards on six carries (5.3 avg.) and caught two passes for 13 yards...**(12/25) at KC:** Rushed two times for 11 yards (5.5 avg.) and caught one pass for one yard...**(12/31) at Ind.:** Totaled one rushing attempt for four yards and one reception for 18 yards...**(1/7) vs. Den.:** Recorded one catch for seven yards.

2022: Played in all 17 games and totaled four rushes for 20 yards and 25 receptions for 211 yards with one TD...Added 26 kickoff returns for 543 yards...**(9/11) at LAC:** Saw action on offense and special teams...**(9/18) vs. Ari.:** Recorded a season-long 23-yard reception...**(9/25) at Ten:** Returned one kickoff for 23 yards...**(10/2) vs. Den.:** Returned one kickoff for 17 yards...**(10/10) at KC:** Returned one kickoff for 16 yards...**(10/23) vs. Hou.:** Hauled in two passes for seven yards (3.5 avg.) and added one kickoff return for 17 yards...Registered three tackles on special teams...**(10/30) at NO.:** Recorded four receptions for 28 yards (7.0 avg.)...Added one kickoff return for 20 yards and one special teams tackle...**(11/6) at Jac.:** Posted one reception for eight yards (8.0 avg.)...Totaled 21 yards on two kickoff returns...**(11/13) vs. Ind.:** Tied a season-high with four receptions and totaled 33 yards...Registered two tackles on special teams and returned three kickoffs for 86 yards (28.7 avg.)...**(11/20) at Den.:** Posted five yards on three receptions

and returned three kickoffs for 69 yards...**(11/27) at Sea.:** Rushed for a season-high 16 yards on three carries (5.3 avg.) and recorded 39 yards on three receptions, including an 18-yard TD catch...Added three kickoff returns for 73 yards (24.3 avg.)...**(12/4) vs. LAC:** Rushed one time for four yards...**(12/8) at LAR:** Hauled in two passes for 17 yards and returned one kickoff for 15 yards...**(12/18) vs. NE:** Recorded two receptions for 14 yards...Added a season-high 111 yards on two kickoff returns (22.2 avg.)...**(12/24) at Pit.:** Posted two receptions for 27 yards (13.5 avg.)...Returned three kickoffs for 50 yards...**(1/1/23) vs. SF:** Saw action on offense and special teams...**(1/7/23) vs. KC:** Recorded one reception for 10 yards and one kickoff return for 25 yards.

2021 (with Min. and Car.): Played in 17 games with one start between the Vikings and Panthers, totaling 51 carries for 166 yards and 38 receptions for 289 yards with one TD...Returned 29 kickoffs for 646 yards (22.3 avg.)...**(9/12) at Cin.:** Rushed one time for four yards...Added two receptions for 15 yards...**(9/26) vs. Sea.:** Rushed five times for 24 yards...**(10/31) at Atl.:** Carried the ball eight times for a season-high 31 yards...Hauled in three passes for 35 yards...**(11/7) vs. NE:** Recorded four receptions for 30 yards...**(11/14) at Ari.:** Recorded a season-high nine carries to go to 24 yards...Added four catches for 27 yards...**(12/12) vs. Atl.:** Rushed four times for 16 yards and caught two passes for 17 yards...**(12/19) at Buf.:** Caught four passes for 48 yards and one TD...Rushed four times for seven yards...**(1/2/22) at NO:** Rushed six times for 21 yards...Added four receptions for 31 yards...**(1/9/22) at TB:** Recorded a career-high nine receptions for 56 yards...Carried the ball seven times for 26 yards.

2020 (with Min.): Played in 16 games and finished the season with eight carries for 42 yards and returned four kickoffs 107 yards while totaling eight receptions for 58 yards and a career high two receiving TDs...**(9/27) vs. Ten.:** Returned two kickoffs for 47 yards...**(10/11) at Sea.:** Returned two kickoffs for 37 yards, including a 20-yard return...**(10/18) vs. Atl.:** Rushed two times for seven yards and returned three kickoffs for 73 yards, including a 29-yard return...**(11/1) at GB:** Returned one kickoff nine yards...**(11/8) vs. Det.:** Scored a 22-yard receiving TD...**(12/6) vs. Jac.:** Rushed two times for 11 yards...**(12/13) at TB:** Recorded 11 yards on three carries and hauled in two passes for 10 yards...**(12/20) vs. Chi.:** Returned one kickoff for a season-long 30 yards...**(12/25) at NO:** Rushed for 13 yards on one carry...**(1/3/21) at Det.:** Scored second receiving TD of the season.

2019 (with Min.): Played in all 16 games and finished the season with 23 carries for 115 yards, while adding 15 receptions for 88 yards and one TD...Recorded 13 kickoff returns for 325 yards (25.0 avg.)...**(9/8) vs. Atl.:** Finished with two carries for eight yards...**(9/22) vs. Oak.:** Returned one kickoff for 25 yards...**(10/6) at NYG:** Rushed three times for 24 yards and returned one kickoff for 33 yards...**(10/20) at Det.:** Posted the team's longest kick return of the season by going 38 yards on his second kick return of the game...**(11/3) at KC:** Caught a 16-yard touchdown pass from QB Kirk Cousins...**(12/15) at LAC:** Carried a season-high five times for 25 yards...**(12/23) vs. GB:** Recorded a season-high 27 rushing yards on four carries, while catching six passes for 31 yards...**Postseason: (1/5/20) at NO:** Rushed one time for nine yards...**(1/12/20) at SF:** Recorded five kickoff returns for 148 yards, the second-highest kickoff return yardage total of his career...Also caught one pass for seven yards.

2018 (with Det. and Min.): Played in 10 games between the Lions and Vikings...Appeared in three games for the Lions and returned four kickoffs for 107 yards (26.8 avg.), while adding two receptions for 18 yards and one rushing attempt for one yard...Served as the Vikings' primary kick returner for the final seven games of the season after joining the team on Nov. 7...Returned 10 kickoffs for 258 yards (25.8 avg.) and added two receptions for 18 yards...**(10/7) vs. GB:** Returned one kickoff for 30 yards...**(10/21) at Mia.:** Rushed one time for one yard...**(10/28) vs. Sea.:** Returned three kickoffs for 77 yards (25.7 avg.).. **(11/18) at Chi.:** Made his Vikings debut and recorded one catch for 10 yards...Also returned two kickoffs for 57 yards...**(12/2) at NE:** Returned two kickoffs for 61 yards...**(12/10) at Sea.:** Returned three kickoffs for 64 yards (21.3 avg.)...**(12/23) at Det.:** Had two kickoff returns for 52 yards.

2017 (with Det.): Played in 14 games with 11 starts, totaling 165 carries for 552 yards and four TDs...Added 25 receptions for 162 yards and one TD...Returned eight kickoffs for 179 yards (22.4 avg.)...Set career highs in rushing attempts (165) and rushing TDs (four)...**(9/10) vs. Ari.:** Carried the ball 15 times for 30 yards...Also caught three passes for 11 yards...**(9/18) at NYG:** Rushed 17 times for 86 yards (5.1 avg.)...**(9/24) vs. Atl.:** Totaled 14 carries for 47 yards and three receptions for 39 yards...**(10/1) at Min.:** Rushed for a career-high 94 yards and one TD on 20 attempts...**(10/8) vs. Car.:** Rushed 10 times for 31 yards and added one catch for three yards...**(10/15) at NO:** Rushed 14 times for 54 yards...**(10/29) vs. Pit.:** Rushed 11 times for 27 yards...Hauled in three passes for 11 yards...**(11/6) at GB:** Carried the ball a career-high 21 times and finished with 48 yards and one TD...Added one reception for nine yards...**(11/12) vs. Cle.:** Recorded 11 carries for 52 yards and one TD...Had one reception for three yards...**(11/19) at Chi.:** Rushed 11 times for 22 yards...Hauled in two passes for 13 yards with one TD...**(11/23) vs. Min.:** Recorded three catches for 29 yards...Rushed six times for 14 yards...**(12/24) at Cin.:** Rushed six times for 21 yards and made one catch for five yards...**(12/31) vs. GB:** Carried the ball eight times for 18 yards while recording one catch for 11 yards.

2016 (with Det.): Played in two games and finished with 18 rushes for 101 yards (5.6 avg.)...Added five receptions for 57 yards (11.4 avg.) with one TD...Was placed on the Reserve/Injured List with a foot injury on Sep. 21...**(9/11) at Ind.:** Carried the ball 12 times for a team-high 63 yards...Also hauled in five passes receptions for 57 yards and one TD...**(9/18) vs. Ten.:** Rushed six times for 38 yards before leaving the game in the second quarter due to injury.

2015 (with Det.): Played in 16 games with nine starts and totaled 143 carries for 597 yards (4.2 avg.) with two TDs...Added 25 receptions for 183 yards (7.3 avg.) and one TD...Returned 37 kickoffs for 1,077 yards (29.1 avg.)...Finished fifth in the NFL in all-purpose yardage with 1,857 total yards (597 rushing, 183 receiving, 1,077 kickoff)...Among all rookies in Lions history, his 1,857 all-purpose yards rank third all-time...**(9/13) at SD:** Totaled 199 all-purpose yards (50 rushing, 44 receiving and 105 kick return yards)...**(9/20) at Min.:** Rushed six times for nine yards...Also hauled in one pass for nine yards and returned three kickoffs for 84 yards...**(9/27) vs. Den.:** Recorded eight carries for 23 yards...Also caught two passes for 19 yards and his first career TD reception...**(10/5) at Sea.:** Rushed 13 times for 33 yards...Also caught two passes for 11 yards and returned two kickoffs for 34 yards...**(10/11) vs. Ari.:** Carried the ball six times for 16 yards while catching one pass for nine yards...Returned one kickoff for 41 yards...**(10/18) vs. Chi.:** Started at running back and carried the ball 14 times for 48 yards...Also hauled in three passes for 21 yards and returned one kickoff for 22 yards...**(10/25) vs. Min.:** Rushed eight times for 43 yards and returned three kickoffs for 79

yards...**(11/1) at KC:** Returned six kickoffs for 151 yards, which are both career-highs...**(11/15) at GB:** Rushed five times for 15 yards and returned two kickoffs for 134 yards, including a 104-yard return, which tied an NFL record for the longest non-scoring play...**(11/22) vs. Oak.:** Carried the ball 12 times for a team-high 44 yards...Also caught one pass for two yards and returned two kickoffs for 54 yards...**(11/26) vs. Phi.:** Recorded a season-high 16 carries for 63 yards...Also caught one pass for 12 yards and returned one kickoff for 25 yards...**(12/3) vs. GB:** Rushed 13 times for 67 yards, including a career-long run of 36 yards...Also returned two kickoffs for 51 yards...**(12/13) at StL.:** Carried the ball seven times for 23 yards and caught two passes for 21 yards...Also returned one kickoff for 21 yards...**(12/21) at NO:** Rushed nine times for a career-high 77 yards and one TD...Also returned four kickoffs for 123 yards and caught two passes for 12 yards...**(12/27) vs. SF:** Finished with eight carries for 39 yards...**(1/3/16) at Chi.:** Recorded 10 carries for 44 yards, one reception for seven yards and four kickoff returns for 64 yards...With 115 all-purpose yards, became the third rookie in team history with 1,800-plus all-purpose yards (RB Billy Sims, 1,907 in 1980; RB Barry Sanders, 1,870 in 1989).

COLLEGE: Played in 53 games with 33 starts at Nebraska from 2011-14, totaling 813 carries for 4,588 rushing yards with 39 TDs...Also added 73 receptions for 690 yards and seven TDs...Returned 61 kickoffs for 1,592 yards (26.1 avg.) with one TD, while adding 31 punt returns for 316 yards (10.2 avg.) and one TD...Registered 7,186 all-purpose yards on 978 attempts (135.6 avg. yards per game)...Ranks second all-time in career rushing yards in program history...As a senior in 2014, started all 13 games and recorded 2,272 all-purpose yards...Finished with 22 receptions for 269 yards and three TDs...Rushed 264 times for 1,611 yards and 19 TDs...Registered his third consecutive 1,000-yard season...Returned 14 kickoffs for 392 yards...Named second-team All-American, second-team All-Big Ten and a Doak Award finalist...As a junior in 2013, started all 13 games and carried the ball 281 times for 1,690 yards and nine TDs...Added 26 catches for 232 yards and two TDs...Had four kickoff returns for 77 yards...Named a third-team All-American by the Associated Press and first-team All-Big Ten...As a sophomore in 2012, played in 14 games with seven starts and recorded 226 rushing attempts for 1,137 yards...Added 24 receptions for 178 yards and two TDs...Returned 17 kickoffs for 360 yards and 16 punt returns for 209 yards and one TD...Named second-team All-Big Ten...As a freshman in 2011, played in 13 games and carried the ball 42 times for 150 yards with three TDs...Added one catch for 11 yards...Returned 26 kickoffs for 763 yards and one TD...Added 15 punt returns for 106 yards...Named Big Ten All-Freshman team.

PERSONAL: Attended Homewood (Ala.) High School, where he rushed for 1,800 yards and 24 touchdowns, while catching 33 passes for 515 yards as a senior...He also scored four TDs on punt returns to help school to a 6-4 record...Named South region player of the year and was selected to participate in the Mississippi-Alabama All-Star Classic.

ADDITIONAL STATISTICS: Special teams tackles – 8 in 2022, 12 in 2023. NFL Totals: 20.

SINGLE-GAME HIGHS: RUSHING: Attempts – 21, 11/6/17 at GB. Yards – 94, 10/1/17 at Min. Long – 36, 12/3/15 vs. GB. Touchdowns – 1, six times; last: 12/31/17 vs. GB. RECEIVING: Receptions – 9, 1/9/22 at TB. Yards – 57, 9/11/16 at Ind. Long – 36, 9/13/15 at SD. Touchdowns – 1, eight times; last: 11/27/22 at Sea. RETURNS: Kickoffs – 6, 11/1/15 at KC. Yards – 151, 11/1/15 at KC. Long – 104, 11/15/15 at GB.

REGULAR SEASON COMPARISON: RECEIVING - NEW ORLEANS SAINTS										
DATE	OPP	W/L	GP/GS	REC	YDS.	AVG.	TD	LG	TGTS	YAC
12/21/15	DET @ NO	W	S	2	12	6.0	0	7	2	19
10/15/17	DET @ NO	L	S	0	0	0	0	0	2	0
12/25/20	MIN @ NO	L	P	0	0	0	0	0	1	0
1/2/22	CAR @ NO	L	P	4	31	7.8	0	17	4	45
10/30/22	LV @ NO	L	P	4	28	7.0	0	10	5	21
TOTALS		1/4	5/2	10	71	7.1	0	17	14	85

POSTSEASON COMPARISON: RECEIVING - NEW ORLEANS SAINTS										
DATE	OPP	W/L	GP/GS	REC	YDS.	AVG.	TD	LG	TGTS	YAC
1/5/20	MIN @ NO	W	P	0	0	0	0	0	0	0
TOTALS		1/0	1/0	0	0	0	0	0	0	0

AMEER ABDULLAH'S NFL REGULAR SEASON RUSHING/RECEIVING STATISTICS

DATE	TEAM	GP GS		RUSHING					RECEIVING				
				NO.	YDS.	AVG.	LG	TD	NO.	YDS.	AVG.	LG	TD
2015	Lions	16	9	143	597	4.2	36	2	25	183	7.3	36	1
2016	Lions	2	2	18	101	5.6	24	0	5	57	11.4	18	1
2017	Lions	14	11	165	552	3.3	34	4	25	162	6.5	22	1
2018	Lions	3	0	1	1	1.0	1	0	2	18	9.0	12	0
Went from Detroit to Minnesota .													
2018	Vikings	7	0	0	0	0.0	0	0	1	10	10.0	10	0
2018	TOTAL	10	0	1	1	1.0	1	0	3	28	9.3	12	0
2019	Vikings	16	0	23	115	5.0	15	0	15	88	5.9	16t	1
2020	Vikings	16	0	8	42	5.3	13	0	8	58	7.3	22t	2
2021	Vikings	6	0	7	30	4.3	9	0	3	17	5.7	10	0
Went from Minnesota to Carolina .													
2021	Panthers	11	1	44	136	3.1	15	0	35	272	7.8	23t	1
2021	TOTAL	17	1	51	166	3.3	15	0	38	289	7.6	23t	1
2022	Raiders	17	0	4	20	5.0	7	0	25	211	8.4	23	1
2023	Raiders	17	0	15	89	5.9	12	0	19	131	6.9	18	0
2024	Raiders	15	2	46	196	4.3	40	2	37	229	6.2	24	3
NFL TOTALS		140	25	474	1,879	4.0	40	8	200	1,436	7.2	36	11

AMEER ABDULLAH'S NFL POSTSEASON RUSHING/RECEIVING STATISTICS

DATE	TEAM	GP GS		RUSHING					RECEIVING				
				NO.	YDS.	AVG.	LG	TD	NO.	YDS.	AVG.	LG	TD
2016	Lions	0	0	0	0	0.0	0	0	0	0	0.0	0	0
2019	Vikings	2	0	1	9	9.0	9	0	1	7	7.0	7	0
NFL TOTALS		2	0	1	9	9.0	9	0	1	7	7.0	7	0

AMEER ABDULLAH'S NFL REGULAR SEASON RETURN STATISTICS

DATE	TEAM	KICKOFF RETURNS					PUNT RETURNS					
		RET.	YDS.	AVG.	LG	TD	NO.	FC	YDS.	AVG.	LG	TD
2015	Lions	37	1,077	29.1	104	0	0	0	0	0.0	0	0
2016	Lions	0	0	0.0	0	0	0	0	0	0.0	0	0
2017	Lions	8	179	22.4	29	0	0	0	0	0.0	0	0
2018	Lions	4	107	26.8	32	0	0	0	0	0.0	0	0
Went from Detroit to Minnesota .												
2018	Vikings	10	258	25.8	33	0	0	0	0	0.0	0	0
2018	TOTAL	14	365	26.1	33	0	0	0	0	0.0	0	0
2019	Vikings	13	325	25.0	38	0	0	0	0	0.0	0	0
2020	Vikings	15	352	23.5	33	0	0	0	0	0.0	0	0
2021	Vikings	7	162	23.1	45	0	0	0	0	0.0	0	0
Went from Minnesota to Carolina .												
2021	Panthers	22	484	22.0	39	0	0	0	0	0.0	0	0
2021	TOTAL	29	646	22.3	45	0	0	0	0	0.0	0	0
2022	Raiders	26	543	20.9	33	0	0	0	0	0.0	0	0
2023	Raiders	0	0	0.0	0	0	0	0	0	0.0	0	0
2024	Raiders	9	296	32.9	68	0	9	6	87	9.7	19	0
NFL TOTALS		151	3,783	25.1	104	0	9	6	87	9.7	19	0

AMEER ABDULLAH'S NFL POSTSEASON RETURN STATISTICS

DATE	TEAM	KICKOFF RETURNS					PUNT RETURNS					
		RET.	YDS.	AVG.	LG	TD	NO.	FC	YDS.	AVG.	LG	TD
2016	Lions	0	0	0.0	0	0	0	0	0	0.0	0	0
2019	Vikings	6	151	25.2	39	0	0	0	0	0.0	0	0
NFL TOTALS		6	151	25.2	39	0	0	0	0	0.0	0	0

SINGLE-GAME HIGHS: RUSHING/RECEIVING

Rush Attempts	21 at Green Bay Packers, Nov 06, 2017 20 at Minnesota Vikings, Oct 01, 2017	Kickoff Return Yards	151 at Kansas City Chiefs, Nov 01, 2015 134 at Green Bay Packers, Nov 15, 2015
Rushing Yards	94 at Minnesota Vikings, Oct 01, 2017 86 at New York Giants, Sep 18, 2017	Longest Kickoff Return	104 at Green Bay Packers, Nov 15, 2015 68 at Kansas City Chiefs, Nov 29, 2024
Rushing Average	8.6 at New Orleans Saints, Dec 21, 2015 7.1 at San Diego Chargers, Sep 13, 2015	Fair Catches	3 vs. Atlanta Falcons, Dec 16, 2024 1 at Tampa Bay Buccaneers, Dec 08, 2024 ...2 more at 1.
Longest Runs	40 at Denver Broncos, Oct 06, 2024 36 vs. Green Bay Packers, Dec 03, 2015	Punt Return Yards	30 at Tampa Bay Buccaneers, Dec 08, 2024 ...1 more at 30.
Rushing TDs	1 vs. Jacksonville Jaguars, Dec 22, 2024 ...7 more at 1.	Longest Punt Return	19 vs. Jacksonville Jaguars, Dec 22, 2024 18 at Kansas City Chiefs, Nov 29, 2024
Receptions	9 at Tampa Bay Buccaneers, Jan 09, 2022 7 vs. Atlanta Falcons, Dec 16, 2024	Punt Returns	3 vs. Pittsburgh Steelers, Oct 13, 2024 2 vs. Jacksonville Jaguars, Dec 22, 2024 ...2 more at 2.
Receiving Yards	58 vs. Atlanta Falcons, Dec 16, 2024 57 at Indianapolis Colts, Sep 11, 2016	Kickoff Return Average	35.0 at San Diego Chargers, Sep 13, 2015 30.8 at New Orleans Saints, Dec 21, 2015
Receiving Average	13.0 at Seattle Seahawks, Nov 27, 2022 ...1 more at 13.0.	Special Teams Tackles	3 vs. Cleveland Browns, Sep 29, 2024 ...1 more at 3.
Longest Receptions	36 at San Diego Chargers, Sep 13, 2015 24 vs. Atlanta Falcons, Dec 16, 2024	Most TDs	1 vs. Jacksonville Jaguars, Dec 22, 2024 ...18 more at 1.
Receiving TDs	1 vs. Atlanta Falcons, Dec 16, 2024 ...10 more at 1.	Miscellaneous Tackles	1 vs. Minnesota Vikings, Nov 23, 2017 ...4 more at 1.
All-Purpose Yards	212 at New Orleans Saints, Dec 21, 2015 199 at San Diego Chargers, Sep 13, 2015	Scrimmage Yards	120 at Indianapolis Colts, Sep 11, 2016 109 at Minnesota Vikings, Oct 01, 2017
Kickoff Returns	6 at Kansas City Chiefs, Nov 01, 2015 5 vs. New England Patriots, Dec 18, 2022 ...1 more at 5.		

SINGLE-GAME HIGHS - POSTSEASON: RUSHING/RECEIVING

Rush Attempts	1 at New Orleans Saints, Jan 05, 2020	All-Purpose Yards	155 at San Francisco 49ers, Jan 11, 2020 12 at New Orleans Saints, Jan 05, 2020
Rushing Yards	9 at New Orleans Saints, Jan 05, 2020	Kickoff Returns	5 at San Francisco 49ers, Jan 11, 2020 1 at New Orleans Saints, Jan 05, 2020
Longest Runs	9 at New Orleans Saints, Jan 05, 2020	Kickoff Return Yards	148 at San Francisco 49ers, Jan 11, 2020 3 at New Orleans Saints, Jan 05, 2020
Receptions	1 at San Francisco 49ers, Jan 11, 2020	Longest Kickoff Return	39 at San Francisco 49ers, Jan 11, 2020 31 at San Francisco 49ers, Jan 11, 2020
Receiving Yards	7 at San Francisco 49ers, Jan 11, 2020	Kickoff Return Average	29.6 at San Francisco 49ers, Jan 11, 2020
Longest Receptions	7 at San Francisco 49ers, Jan 11, 2020	Special Teams Tackles	2 at New Orleans Saints, Jan 05, 2020

AMEER ABDULLAH'S 2024 GXG REGULAR-SEASON STATISTICS (RAIDERS)


DATE	OPPONENT	P/S	RUSHING					RECEIVING					W/L	SCORE
			NO.	YDS.	AVG.	LG	TD	NO.	YDS.	AVG.	LG	TD		
09/08	at Chargers	P	0	0	0.0	0	0	0	0	0.0	0	0	L	10-22
09/15	at Ravens	P	2	1	0.5	4	0	2	1	0.5	1	0	W	26-23
09/22	Panthers	P	0	0	0.0	0	0	2	13	6.5	9	0	L	22-36
09/29	Browns	P	0	0	0.0	0	0	0	0	0.0	0	0	W	20-16
10/06	at Broncos	P	5	42	8.4	40	1	3	9	3.0	10	0	L	18-34
10/13	Steelers	P	4	24	6.0	10	0	3	14	4.7	12	0	L	13-32
10/20	at Rams	P	0	0	0.0	0	0	0	0	0.0	0	0	L	15-20
10/27	Chiefs	P	1	2	2.0	2	0	1	9	9.0	9	0	L	20-27
11/03	at Bengals	P	4	12	3.0	6	0	3	14	4.7	10	0	L	24-41
11/17	at Dolphins	P	1	1	1.0	1	0	3	16	5.3	10t	1	L	19-34
11/24	Broncos	S	8	28	3.5	5	0	5	37	7.4	13	1	L	19-29
11/29	at Chiefs	S	10	39	3.9	11	0	2	14	7.0	7	0	L	17-19
12/08	at Buccaneers	P	1	1	1.0	1	0	1	-3	-3.0	-3	0	L	13-28
12/16	Falcons	P	3	8	2.7	4	0	7	58	8.3	24	1	L	9-15
12/22	Jaguars	P	7	38	5.4	10	1	5	47	9.4	12	0	W	19-14
2024 TOTALS		15-2	46	196	4.3	40	2	37	229	6.2	24	3	3-12	

AMEER ABDULLAH'S 2023 GXG REGULAR-SEASON STATISTICS (RAIDERS)

DATE	OPPONENT	P/S	RUSHING					RECEIVING					W/L	SCORE
			NO.	YDS.	AVG.	LG	TD	NO.	YDS.	AVG.	LG	TD		
09/10	at Broncos	P	0	0	0.0	0	0	0	0	0.0	0	0	W	17-16
09/17	at Bills	P	0	0	0.0	0	0	1	5	5.0	5	0	L	10-38
09/24	Steelers	P	0	0	0.0	0	0	2	16	8.0	13	0	L	18-23
10/01	at Chargers	P	0	0	0.0	0	0	2	14	7.0	10	0	L	17-24
10/09	Packers	P	1	4	4.0	4	0	1	11	11.0	11	0	W	17-13
10/15	Patriots	P	0	0	0.0	0	0	0	0	0.0	0	0	W	21-17
10/22	at Bears	P	0	0	0.0	0	0	0	0	0.0	0	0	L	12-30
10/30	at Lions	P	1	7	7.0	7	0	1	12	12.0	12	0	L	14-26
11/05	Giants	P	2	8	4.0	5	0	2	17	8.5	11	0	W	30-6
11/12	Jets	P	0	0	0.0	0	0	1	4	4.0	4	0	W	16-12
11/19	at Dolphins	P	0	0	0.0	0	0	1	4	4.0	4	0	L	13-20
11/26	Chiefs	P	1	11	11.0	11	0	1	2	2.0	2	0	L	17-31
12/10	Vikings	P	1	12	12.0	12	0	2	7	3.5	7	0	L	0-3
12/14	Chargers	P	6	32	5.3	9	0	2	13	6.5	8	0	W	63-21
12/25	at Chiefs	P	2	11	5.5	7	0	1	1	1.0	1	0	W	20-14
12/31	at Colts	P	1	4	4.0	4	0	1	18	18.0	18	0	L	20-23
01/07	Broncos	P	0	0	0.0	0	0	1	7	7.0	7	0	W	27-14
2023 TOTALS		17-0	15	89	5.9	12	0	19	131	6.9	18	0	8-9	



DAVID AGOHA



POSITION: Defensive End

NFL SEASON: 1

HT/WT: 6-4/252

RAIDERS SEASON: 1

ACQUIRED: IPPP-'23

COLLEGE: N/A

BORN: 05/18/01

HOMETOWN: Bende in Abia State, Nigeria

TRANSACTIONS: Signed by Las Vegas Raiders as an undrafted free agent, May 12, 2023...Re-signed by Raiders as a Reserve/Future free agent, Jan. 8, 2024.

CAREER: Allocated to the Raiders from the NFL International Player Pathway Program in 2023 and spent the entire season on the practice squad...Participated in the NFL Africa Camp in Ghana hosted by former NFL defensive lineman Osi Umenyiora and Uprise Academy.

PERSONAL: Native of Bende in Abia State, Nigeria...Participated in soccer, baseball and boxing...Had a pro boxing debut cancelled due to the COVID-19 pandemic...Played basketball for the Invaders of Ado Ekiti in Nigeria's Premier Basketball League.

DAVID AGOHA'S NFL REGULAR SEASON DEFENSIVE STATISTICS

DATE	TEAM	GP	GS	TACKLES							INTERCEPTIONS						O. FUMB				ST				MISC			
				TK	S	A	TFL	YDS	SK	YDS	QBH	NO	YDS	LG	TD	PD	FF	FR	TD	YDS	TK	S	A	FF	FR	S	A	
2023	Raiders	0	0	0	0	0	0	0	0.0	0.0	0	0	0	0	0	0	0	0	0	0	0	0	0	0	0	0	0	0
2024	Raiders	0	0	0	0	0	0	0	0.0	0.0	0	0	0	0	0	0	0	0	0	0	0	0	0	0	0	0	0	0
NFL TOTALS		0	0	0	0	0	0	0	0.0	0.0	0	0	0	0	0	0	0	0	0	0	0	0	0	0	0	0	0	0

DAVID AGOHA'S 2024 GXG REGULAR-SEASON STATISTICS (RAIDERS)

DATE	OPPONENT	P/S	TACKLES							INTERCEPTIONS						O. FUMB				ST				MISC			W/L	SCORE			
			TK	S	A	SK	YDS	TFL	YDS	QBH	NO	YDS	LG	TD	PD	FF	FR	TD	YDS	TK	S	A	FF	FR	S	A					
09/08	at Chargers																													L	10-22
09/15	at Ravens																													W	26-23
09/22	Panthers																													L	22-36
09/29	Browns																													W	20-16
10/06	at Broncos																													L	18-34
10/13	Steelers																													L	13-32
10/20	at Rams																													L	15-20
10/27	Chiefs																													L	20-27
11/03	at Bengals																													L	24-41
11/17	at Dolphins																													L	19-34
11/24	Broncos																													L	19-29
11/29	at Chiefs																													L	17-19
12/08	at Buccaneers																													L	13-28
12/16	Falcons																													L	9-15
12/22	Jaguars																													W	19-14
2024 TOTALS			0	0	0	0.0	0.0	0	0	0	0	0	0	0	0	0	0	0	0	0	0	0	0	0	0	0	0	0	0	3-12	

DAVID AGOHA'S 2023 GXG REGULAR-SEASON STATISTICS (RAIDERS)

DATE	OPPONENT	P/S	TACKLES							INTERCEPTIONS					O. FUMB				ST					MISC		W/L	SCORE
			TK	S	A	SK	YDS	TFL	YDS	QBH	NO	YDS	LG	TD	PD	FF	FR	TD	YDS	TK	S	A	FF	FR	S		
09/10	at Broncos																									W	17-16
09/17	at Bills																									L	10-38
09/24	Steelers																									L	18-23
10/01	at Chargers																									L	17-24
10/09	Packers																									W	17-13
10/15	Patriots																									W	21-17
10/22	at Bears																									L	12-30
10/30	at Lions																									L	14-26
11/05	Giants																									W	30-6
11/12	Jets																									W	16-12
11/19	at Dolphins																									L	13-20
11/26	Chiefs																									L	17-31
12/10	Vikings																									L	0-3
12/14	Chargers																									W	63-21
12/25	at Chiefs																									W	20-14
12/31	at Colts																									L	20-23
01/07	Broncos																									W	27-14
2023 TOTALS			0	0	0	0.0	0.0	0	0	0	0	0	0	0	0	0	0	0	0	0	0	0	0	0	0	8-9	



GOTTLIEB AYEDZE



POSITION: Tackle
HT/WT: 6-4/309
ACQUIRED: FA-'24
BORN: 04/10/00

NFL SEASON: R
RAIDERS SEASON: R
COLLEGE: Maryland
HOMETOWN: Germantown, Md.

TRANSACTIONS: Signed by Philadelphia Eagles as an undrafted free agent, May 3, 2024...Waived by Eagles, July 25, 2024...Re-signed by Eagles, Aug. 17, 2024...Waived by Eagles, Aug. 27, 2024...Signed by Las Vegas Raiders to practice squad, Sept. 25, 2024.

CAREER: Joined the Raiders' practice squad in Week 4 after spending the offseason with the Philadelphia Eagles.

COLLEGE: Played his final collegiate season at Maryland (2023) after spending four years at Frostburg State (2019-22)...Appeared in 11 games with 10 starts at right tackle for the Terps...Blocked for the fourth-ranked overall offense in the Big Ten (387.3 ypg) and the top-ranked passing offense (278.9 passing ypg)...Participated in the 2024 East-West Shrine Bowl...In 2022 at Frostburg State, started 11 games and helped pave the way for the second-best rushing attack in the MEC...Named All-MEC First Team...Named AFCA First Team All-American... Named D2CCA Second Team All-Region...Named Honorable Mention All-American...In 2021, started 11 games and was named All-MEC First Team after helping led his team to a 10-1 record...In 2020, earned All-MEC first team honors...Played in 11 games as a freshman.

PERSONAL: Attended Northwest (MD) High School...Played just one year of high school football...Was Born in the United States, but moved to Togo, a country in West Africa, when he was 5 years old... Returned to the United States when he was 15 years old...Is fluent in French.

GOTTLIEB AYEDZE'S NFL REGULAR SEASON STATISTICS


DATE	TEAM	GP	GS
2024	Eagles	0	0
Went from Philadelphia to Las Vegas.			
2024	Raiders	0	0
2024	TOTAL	0	0
NFL TOTALS		0	0

GOTTLIEB AYEDZE'S 2024 GXG REGULAR-SEASON STATISTICS (EAGLES/RAIDERS)

DATE	OPPONENT	P/S	W/L	SCORE
09/06	Packers		W	34-29
DID NOT PLAY Went from Eagles to Raiders.				
09/29	Browns		W	20-16
10/06	at Broncos		L	18-34
10/13	Steelers		L	13-32
10/20	at Rams		L	15-20
10/27	Chiefs		L	20-27
11/03	at Bengals		L	24-41
11/17	at Dolphins		L	19-34
11/24	Broncos		L	19-29
11/29	at Chiefs		L	17-19
12/08	at Buccaneers		L	13-28
12/16	Falcons		L	9-15
12/22	Jaguars		W	19-14
2024 TOTALS		0-0	3-10	



ALEX BACHMAN



POSITION: Wide Receiver

NFL SEASON: 1

HT/WT: 6-0/190

RAIDERS SEASON: 1

ACQUIRED: FA-'24

COLLEGE: Wake Forest

BORN: 05/29/96

HOMETOWN: Westlake Village, Calif.

TRANSACTIONS: Signed by Los Angeles Rams as an undrafted free agent, April 29, 2019...Waived by Rams, Sept. 5, 2019...Signed by New York Giants to practice squad, Nov. 12, 2019...Signed by Giants to a reserve/future contract, Dec. 30, 2019...Waived by Giants, Sept. 4, 2020...Signed to Giants practice squad, Sept. 5, 2020...Waived by Giants, Sept. 14, 2020...Signed to Giants practice squad, Oct. 5, 2020...Signed to a reserve/future contract by Giants, on Jan. 3, 2021...Waived by Giants, Aug. 30, 2021...Signed by Giants to practice squad, Nov. 2, 2021...Signed to a reserve/future contract by Giants, Jan. 10, 2022...Waived by Giants, Aug. 30, 2022...Signed by Houston Texans to practice squad, Nov. 15, 2022...Signed by Texans to a reserve/future contract, Jan. 10, 2023...Waived by Texans, Aug. 29, 2023...Signed by Texans to practice squad, Nov. 8, 2023...Signed by Texans to a reserve/future contract, Jan. 22, 2024...Waived by Texans, April 9, 2024...Signed by Las Vegas Raiders as a free agent, May 22, 2024.

CAREER: Joins the Raiders after spending time on the practice squads for the New York Giants (2019-21) and Houston Texans (2022-23)...Has appeared in four regular season NFL contests...Played in one game in 2020...In 2021, recorded one tackle on special teams...Added one punt return for 16 yards and four kickoff returns for a 23.5-yard average.

COLLEGE: Played four years at Wake Forest, appearing in 48 games and recording 82 receptions for 1,162 yards (14.2 avg.) and 10 touchdowns...As a senior in 2018, played in 11 games and posted a career-best 37 receptions for 541 yards and six touchdowns...Played in nine games in 2017 and totaled 21 receptions for 365 yards (career-high 17.4 avg.) and three touchdowns...As a junior in 2016, caught 23 passes for 248 yards and one touchdown...Appeared in one game and posted one reception for eight yards as a true freshman in 2015.

PERSONAL: Attended Oaks Christian High School in Westlake Village, Calif. ...Started at safety as a junior and posted five interceptions and 95 tackles...Added 12 receptions and one touchdown...A three-sport athlete in football, track and basketball...Member of the 4x100 and 4x400 relay teams as well as a decathlete...Tied school record in 300-meter hurdles.

ALEX BACHMAN'S NFL REGULAR SEASON RUSHING/RECEIVING STATISTICS

DATE	TEAM	GP	GS	RECEIVING					RUSHING				
				NO.	YDS.	AVG.	LG	TD	NO.	YDS.	AVG.	LG	TD
2019	Rams	0	0	0	0	0.0	0	0	0	0	0	0	0
2020	Giants	1	0	0	0	0.0	0	0	0	0	0.0	0	0
2021	Giants	3	0	0	0	0.0	0	0	1	-3	-3.0	-3	0
2022	Giants	0	0	0	0	0.0	0	0	0	0	0.0	0	0
Went from N.Y. Giants to Houston.													
2022	Texans	0	0	0	0	0.0	0	0	0	0	0.0	0	0
2022	TOTAL	0	0	0	0	0.0	0	0	0	0	0.0	0	0
2023	Texans	0	0	0	0	0.0	0	0	0	0	0.0	0	0
2024	Raiders	6	1	3	31	10.3	18	0	0	0	0.0	0	0
NFL TOTALS		10	1	3	31	10.3	18	0	1	-3	-3.0	0	0

ALEX BACHMAN'S NFL POSTSEASON RUSHING/RECEIVING STATISTICS

DATE	TEAM	GP	GS	RECEIVING					RUSHING				
				NO.	YDS.	AVG.	LG	TD	NO.	YDS.	AVG.	LG	TD
2023	Texans	0	0	0	0	0.0	0	0	0	0	0.0	0	0
NFL TOTALS		0	0	0	0	0.0	0	0	0	0	0.0	0	0

ALEX BACHMAN'S NFL REGULAR SEASON RETURN STATISTICS

DATE	TEAM	KICKOFF RETURNS					PUNT RETURNS					
		RET.	YDS.	AVG.	LG	TD	NO.	FC	YDS.	AVG.	LG	TD
2019	Rams	0	0	0.0	0	0	0	0	0	0.0	0	0
2020	Giants	0	0	0.0	0	0	0	0	0	0.0	0	0
2021	Giants	4	94	23.5	27	0	1	1	16	16.0	16	0
2022	Giants	0	0	0.0	0	0	0	0	0	0.0	0	0
Went from N.Y. Giants to Houston.												
2022	Texans	0	0	0.0	0	0	0	0	0	0.0	0	0
2022	TOTAL	0	0	0.0	0	0	0	0	0	0.0	0	0
2023	Texans	0	0	0.0	0	0	0	0	0	0.0	0	0
2024	Raiders	0	0	0.0	0	0	0	4	0	0.0	0	0
NFL TOTALS		4	94	23.5	27	0	1	5	16	16.0	16	0

ALEX BACHMAN'S NFL POSTSEASON RETURN STATISTICS

DATE	TEAM	KICKOFF RETURNS					PUNT RETURNS					
		RET.	YDS.	AVG.	LG	TD	NO.	FC	YDS.	AVG.	LG	TD
2023	Texans	0	0	0.0	0	0	0	0	0	0.0	0	0
NFL TOTALS		0	0	0.0	0	0	0	0	0	0.0	0	0

SINGLE-GAME HIGHS: RUSHING/RECEIVING

Rush Attempts	1 vs. Washington Football Team, Jan 09, 2022	Longest Kickoff Return	27 vs. Washington Football Team, Jan 09, 2022
Receptions	3 vs. Pittsburgh Steelers, Oct 13, 2024		23 vs. Washington Football Team, Jan 09, 2022
Receiving Yards	31 vs. Pittsburgh Steelers, Oct 13, 2024		...1 more at 23.
Receiving Average	10.3 vs. Pittsburgh Steelers, Oct 13, 2024	Fair Catches	2 at Los Angeles Rams, Oct 20, 2024
Longest Receptions	18 vs. Pittsburgh Steelers, Oct 13, 2024		...1 more at 2.
	11 vs. Pittsburgh Steelers, Oct 13, 2024	Punt Return Yards	16 vs. Washington Football Team, Jan 09, 2022
All-Purpose Yards	107 vs. Washington Football Team, Jan 09, 2022	Longest Punt Return	16 vs. Washington Football Team, Jan 09, 2022
	31 vs. Pittsburgh Steelers, Oct 13, 2024	Punt Returns	1 vs. Washington Football Team, Jan 09, 2022
Kickoff Returns	4 vs. Washington Football Team, Jan 09, 2022	Kickoff Return Average	23.5 vs. Washington Football Team, Jan 09, 2022
Kickoff Return Yards	94 vs. Washington Football Team, Jan 09, 2022	Special Teams Tackles	2 vs. Cleveland Browns, Sep 29, 2024
			1 vs. Dallas Cowboys, Dec 19, 2021
		Scrimmage Yards	31 vs. Pittsburgh Steelers, Oct 13, 2024

ALEX BACHMAN'S 2024 GXG REGULAR-SEASON STATISTICS (RAIDERS)

DATE	OPPONENT	P/S	RECEIVING					RUSHING					W/L	SCORE
			NO.	YDS.	AVG.	LG	TD	NO.	YDS.	AVG.	LG	TD		
09/08	at Chargers												L	10-22
09/15	at Ravens												W	26-23
09/22	Panthers												L	22-36
09/29	Browns												W	20-16
10/06	at Broncos												L	18-34
10/13	Steelers												L	13-32
10/20	at Rams	S	0	0	0.0	0	0	0	0	0.0	0	0	L	15-20
10/27	Chiefs	P	0	0	0.0	0	0	0	0	0.0	0	0	L	20-27
11/03	at Bengals	P	0	0	0.0	0	0	0	0	0.0	0	0	L	24-41
11/17	at Dolphins												L	19-34
11/24	Broncos												L	19-29
11/29	at Chiefs												L	17-19
12/08	at Buccaneers												L	13-28
12/16	Falcons												L	9-15
12/22	Jaguars												W	19-14
2024 TOTALS		3-1	0	0	0.0	0	0	0	0	0.0	0	0	3-12	


ALEX BACHMAN'S 2023 GXG REGULAR-SEASON STATISTICS (TEXANS)

DATE	OPPONENT	P/S	RECEIVING					RUSHING					W/L	SCORE
			NO.	YDS.	AVG.	LG	TD	NO.	YDS.	AVG.	LG	TD		
09/10	at Ravens												L	9-25
09/17	Colts												L	20-31
09/24	at Jaguars												W	37-17
10/01	Steelers												W	30-6
10/08	at Falcons												L	19-21
10/15	Saints												W	20-13
10/29	at Panthers												L	13-15
11/05	Buccaneers												W	39-37
11/12	at Bengals												W	30-27
11/19	Cardinals												W	21-16
11/26	Jaguars												L	21-24
12/03	Broncos												W	22-17
12/10	at Jets												L	6-30
12/17	at Titans												W	19-16+
12/24	Browns												L	22-36
12/31	Titans												W	26-3
01/06	at Colts												W	23-19
2023 TOTALS		0-0	0	0	0.0	0	0	0	0	0.0	0	0	10-7	

+ - Overtime

ALEX BACHMAN'S 2023 GXG POSTSEASON STATISTICS (TEXANS)

DATE	OPPONENT	P/S	RECEIVING					RUSHING					W/L	SCORE	
			NO.	YDS.	AVG.	LG	TD	NO.	YDS.	AVG.	LG	TD			
01/13	Browns														
01/20	at Ravens														
2023 TOTALS		0-0	0	0	0.0	0	0	0	0	0.0	0	0	0	1-1	



JACOB BOBENMOYER

50

POSITION: Long Snapper

NFL SEASON: 5

HT/WT: 6-2/235

RAIDERS SEASON: 2

ACQUIRED: UFA-'23 (DEN.)

COLLEGE: Northern Colorado

BORN: 05/28/97

HOMETOWN: Cheyenne, Wyo.

TRANSACTIONS: Signed by Denver Broncos as a free agent, Mar. 11, 2020...Signed by Las Vegas Raiders as an unrestricted free agent, Mar. 18, 2023.

AT A GLANCE

- ✔ In his first season with the Raiders, saw action in all 17 games and posted three special teams tackles (one solo), while helping P AJ Cole earn his third career Pro Bowl honor after leading the NFL in net yards per punt (45.1).
- ✔ Appeared in 46 games with the Broncos, totaling one fumble recovery and 11 special teams tackles during his career.
- ✔ In 2020, helped K Brandon McManus set a then single season record with 10 field goals of 50+ yards.

CAREER: Veteran long snapper enters his second season with the Silver and Black...Saw action in all 17 games of 2023 and posted three special teams tackles (one solo)...Helped K Daniel Carlson make 26-of-30 FGs and 32-of 32 PATs...In 2022, appeared in 13 games and totaled four special teams tackles...Appeared in all 17 games for Denver in 2021 and recorded four special-teams tackles...As a rookie in 2020, played in 16 games and registered one fumble recovery and three special teams tackles...Career totals include 63 games

played and seven special teams tackles.

2024: (9/8) at LAC: Snapped on five punts, two field goal attempts and one PAT...**(9/15) at Bal.:** Snapped on three punts, four field goals, and two PATs...**(9/22) vs. Car.:** Snapped on five punts, one field goal, and two PATs...**(9/29) vs. Cle.:** Snapped on four punts, two field goals, and two PATs...**(10/6) at Den.:** Snapped on five punts, one field goal and two PATs...**(10/13) vs. Pit.:** Snapped on four punts and two PATs...**(10/20) at LAR:** Snapped on four punts and five field goals...**(10/27) vs. KC:** Snapped on two punts, two field goals and two PATs...**(11/3) at Cin.:** Snapped on five punts, one field goal and three PATs...**(11/17) at Mia.:** Snapped on one punt, two field goals, and one PAT...**(11/24) vs. Den.:** Snapped on four punts, four field goals and one PAT...**(12/8) at TB:** Snapped on four punts, two field goals, and one PAT...**(12/16) vs. Atl.:** Snapped on five punts, one field goal and one PAT...**(12/22) vs. Jac.:** Snapped on six punts, three field goals, and one PAT.

2023: Saw action in all 17 games, and posted three special teams tackles (one)...Helped K Daniel Carlson make 26-of-30 FGs and 32-of 32 PATs...**(9/10) at Den.:** Snapped on one punt, one FG attempt and two PATs...**(9/17) at Buf.:** Snapped on three punts, one FG attempt and one PAT...**(9/24) vs. Pit.:** Snapped on five punts, one FG attempt and one PAT...**(10/1) at LAC:** Snapped on five punts, one FG attempt and two PATs...**(10/9) vs. GB:** Snapped on four punts, two PATs and three FG attempts...**(10/15) vs. NE:** Snapped on two punts, one PAT and four FG attempts...**(10/22) at Chi.:** Snapped on two punts and two FG attempts...**(10/30) at Det.:** Snapped on five punts and two PATs...**(11/5) vs. NYG:** Snapped on five punts, three FG attempts and three PATs...**(11/12) vs. NYJ:** Snapped on five punts, three FG attempts and one PAT...**(11/19) at Mia.:** Snapped on six punts, two FG attempts and one PAT...**(11/26) vs. KC:** Snapped on three punts, two FG attempts and two PATs...**(12/10) vs. Min.:** Snapped on eight punts...**(12/14) vs. LAC:** Snapped on six punts and a career-high nine PATs...**(12/25) at KC:** Notched one tackle on special teams and snapped on six punts and two FG attempts...**(12/31) at Ind.:** Snapped on five punts, two FG attempts and two PATs...**(1/7/24) vs. Den.:** Snapped on four punts, two FG attempts and three PATs.

2022 (with Den.): Appeared in 13 games and recorded four tackles on special teams...Missed four games on the Reserve/Injured List...Helped K Brandon McManus convert on 28-of-36 (77.8 percent) of his field goal attempts and 25-of-27 PATs for 109 points...Snapped to P Corliss Waitman on a league-leading 96 punts and ranked tied for seventh in the NFL with 30 punts inside the 20-yard line...**(9/12) at Sea.:** Helped McManus convert on 3-of-4 FG attempts and one PAT...**(9/25) vs. SF:** Helped Waitman earn AFC Special Teams Player of the Week honors after punting 10 times for 476 yards (47.6 avg.) with six punts inside the 20-yard line, a new franchise record...**(10/6) vs. Ind.:** Made his first special teams tackle of the season...Snapped on five punts and four FG attempts...Helped McManus reach 900 career regular-season points and hit from 50+ yards for the 36th time...**(11/20) vs. LV:** Recorded one special teams tackle...Snapped on four punts, four FG attempts and one PAT...**(11/27) at Car.:** Notched one special teams tackle...Snapped on seven punts, two FG attempts and one PAT...**(1/8/23) vs. LAC:** Posted one tackle on special teams...Snapped on five punts, one FG attempts and four PATs.

2021 (with Den.): Appeared in 17 games and recorded four special teams tackles...Helped McManus connect on 26-of-31 field goal attempts and 33-of-34 PATs for 111 points...Snapped to P Sam Martin who punted 67 times for 3,083 yards (46.0 avg.)and 28 punts inside the 20-yard line...**(9/12) at NYG:** Snapped on two punts, two FG attempts and two PATs...**(9/19) at Jac.:** Snapped on four punts, three FG attempts and two PATs...**(9/26) vs. NYJ:** Helped McManus connect on 4-of-4 field goal attempts and two extra points...**(10/3) vs. Bal.:** Collected one special teams tackle...Snapped on 10 punts and one PAT...Helped Martin set career highs in punts (10) and yards (491)...Also helped Martin record a season-long 68-yard punt and place four punts inside the 20-yard line...**(10/31) vs. Was.:** Recorded one special teams tackle...Snapped on three punts, two FG attempts and one PAT...Helped Martin place all three punts inside the 20-yard line...**(11/7) at Dal.:** Notched one special teams tackle...Snapped on three punts, four FG attempts and one PAT...**(11/14) vs. Phi.:** Helped Martin record a 50.8 net punting average on four punts for 212 yards...**(12/5) at KC:** Helped Martin register a season-high 53.3 avg. on three punts for 160 yards...

(12/12) vs. Det.: Helped McManus earn AFC Special Teams Player of the Week after making a 52-yard field goal and converting all five PATs...**(1/2/22) at LAC:** Snapped on three punts, two FG attempts and one PAT...Helped McManus record a career-long 61-yard field goal to mark the longest field goal in a road game in franchise history...**(1/8/22) vs. KC:** Recorded his seventh career special

teams stop...Snapped on three punts, two FG attempts and three PATs.

2020 (with Den.): Played in 16 games and posted one fumble recovery and three special teams tackles...Helped McManus connect on a league-high 10 field goals of 50+ yards which set a then single-season franchise record, while also converting on 28-of-34 field goal attempts (82.4 percent) and 24-of-27 PATs...Also helped Martin record a 46.8 average on 65 punts...**(9/14) vs. Ten.:** Made his NFL and Broncos debut in the season opener...Snapped on five punts and one PAT...Also helped Martin punt five times for a 46.4 average with three punts placed inside the 20-yard line...**(9/20) at Pit.:** Snapped on four punts, two FG attempts and one PAT...Helped McManus surpass K Matt Prater for third all-time in regular-season made field goals in Broncos history...**(10/18) at NE:** Helped McManus earn AFC Special Teams Player of the Week honors after setting a career high and single-game franchise record with six made field goals (45, 44, 27, 52, 20, 54) and connecting on multiple 50-yard field goals...**(11/8) at Atl.:** Helped McManus tie Prater for the third-most total points in franchise history after connecting on 2-of-2 field goals (43, 41) and 3-of-3 PATs for nine points...**(11/15) at LV:** Snapped on four punts and two FG attempts...Helped McManus surpass Prater for the third-most points in franchise history...**(12/27) at LAC:** Helped McManus record multiple 50+ yard field goals for the seventh time in his career, tying the NFL record.

COLLEGE: Played in 31 games over three seasons at Northern Colorado...Was credited with 24 tackles (10 solo) and blocked one punt during his career with the Bears...Was voted a Phil Steele fourth-team All-America long snapper in 2018.

PERSONAL: Attended Cheyenne East (Wyo.) High School where he was an all-state linebacker, all-conference tight end and track athlete...Competed in shotput and discuss and on the 4x100 relay team...Last name pronounced BOB-en-meyer.

ADDITIONAL STATISTICS: Special-teams tackles — 3 in 2020, 4 in 2021, 4 in 2022, 3 in 2023. NFL Totals – 14. Fumble recoveries — 1 in 2020. NFL Totals – 1.

JACOB BOBENMOYER'S NFL REGULAR SEASON STATISTICS


DATE	TEAM	GP
2020	Broncos	16
2021	Broncos	17
2022	Broncos	13
2023	Raiders	17
2024	Raiders	15
NFL TOTALS		78

JACOB BOBENMOYER'S 2024 GXG REGULAR-SEASON STATISTICS (RAIDERS)

DATE	OPPONENT		W/L	SCORE
09/08	at Chargers	P	L	10-22
09/15	at Ravens	P	W	26-23
09/22	Panthers	P	L	22-36
09/29	Browns	P	W	20-16
10/06	at Broncos	P	L	18-34
10/13	Steelers	P	L	13-32
10/20	at Rams	P	L	15-20
10/27	Chiefs	P	L	20-27
11/03	at Bengals	P	L	24-41
11/17	at Dolphins	P	L	19-34
11/24	Broncos	P	L	19-29
11/29	at Chiefs	P	L	17-19
12/08	at Buccaneers	P	L	13-28
12/16	Falcons	P	L	9-15
12/22	Jaguars	P	W	19-14
2024 TOTALS		15	3-12	

JACOB BOBENMOYER'S 2023 GXG REGULAR-SEASON STATISTICS (RAIDERS)

DATE	OPPONENT		W/L	SCORE
09/10	at Broncos	P	W	17-16
09/17	at Bills	P	L	10-38
09/24	Steelers	P	L	18-23
10/01	at Chargers	P	L	17-24
10/09	Packers	P	W	17-13
10/15	Patriots	P	W	21-17
10/22	at Bears	P	L	12-30
10/30	at Lions	P	L	14-26
11/05	Giants	P	W	30-6
11/12	Jets	P	W	16-12
11/19	at Dolphins	P	L	13-20
11/26	Chiefs	P	L	17-31
12/10	Vikings	P	L	0-3
12/14	Chargers	P	W	63-21
12/25	at Chiefs	P	W	20-14
12/31	at Colts	P	L	20-23
01/07	Broncos	P	W	27-14
2023 TOTALS		17	8-9	



BROCK BOWERS

89

POSITION: Tight End

NFL SEASON: R

HT/WT: 6-3/243

RAIDERS SEASON: R

ACQUIRED: D1-'24

COLLEGE: Georgia

BORN: 12/13/02

HOMETOWN: Napa, Calif.

TRANSACTIONS: Selected by Las Vegas Raiders in the first round (13th overall) of the 2024 Draft, April 25, 2024.

AT A GLANCE

- ✔ Played in 40 career games over three seasons at Georgia (2021-23), recording 175 receptions for 2,538 yards (14.5 avg.) and 26 touchdowns. Added 19 carries for 193 yards and five rushing touchdowns. Part of a Georgia team that won back-to-back CFP National Championships in 2021-22.
- ✔ Became the first ever back-to-back winner of the John Mackey Award (2022, 2023), given to the nation's best tight end.
- ✔ Three-time First Team All-American at Georgia (2021, 2022, 2023) – just the third player in program history to accomplish the feat (Herschel Walker, David Pollack).
- ✔ As a junior in 2023, led the team with 56 catches for 714 yards (12.8 avg.) and six receiving touchdowns. His 716 yards were second most in the nation among tight ends.

2024: (9/8) at LAC: Led the team with six catches for 58 yards (9.7 avg.), including a 26-yard grab in the second quarter...His six receptions are the most by a Raiders tight end in their NFL debut and tied for the second most in NFL history by a tight end in their NFL debut, only behind Keith McKeller's 9 receptions on Oct. 18, 1987...**(9/15) at Bal.:** Tied for the team lead with nine receptions for 98 yards (10.9 avg.)...Became the first Raiders rookie tight end to record nine catches in a single game...**(9/22) vs. Car.:** Finished with three receptions for 41 yards (13.7 avg.)...**(9/29) vs. Cle.:** Posted two receptions for 19 yards (9.5 avg.) and one rush for 12 yards...**(10/6) at Den.:** Led the team with eight catches for 97 yards (12.1 avg.) and one touchdown - a 57-yard touchdown reception in the first quarter, notching his first career touchdown...**(10/13) vs. Pit.:** Led the team with nine

catches for 71 yards (7.9 avg.)...**(10/20) at LAR:** Led the team with a career-high 10 catches for 93 yards (9.3 avg.)...**(10/27) vs. KC:** Led the team with 58 receiving yards on five catches (11.6 avg.)...He now owns 52 receptions for 535 yards (10.3 avg.) and one touchdown through his first eight NFL games...**(11/3) at Cin.:** Finished the game with five receptions for 45 yards (9.0 avg.) and one touchdown...**(11/17) at Mia.:** Led the team and established single-game career highs with 13 receptions for 126 yards (9.7 avg.) and one touchdown...**(11/24) vs. Den.:** Finished with four receptions for 38 yards (9.5 avg.)...**(11/29) at KC:** Finished with 10 receptions for a single-game career-high 140 yards (14.0 avg.) and one touchdown...His 140 yards notched his second 100-yard receiving game this season...**(12/8) at TB:** Finished with three receptions for 49 yards (16.3 avg.)...**(12/15) vs. ATL:** Finished with three receptions for 35 yards (11.7 avg.)

COLLEGE: A three-year starter at Georgia (2020-23), played in 40 career games, totaling 175 receptions for 2,538 yards (14.5 avg.) and 26 touchdowns, while adding 19 carries for 193 yards and five rushing touchdowns...Won the John Mackey Award in both 2022 and 2023, becoming the first ever back-to-back winner of the award...Also earned All-America honors in each of his three years at Georgia, just the third player in program history to accomplish the feat...Despite playing tight end, was also named a finalist for the Lombardi Award in 2023, given to the nation's top offensive/defensive lineman...As a junior in 2023, started in 10 games and recorded 56 receptions for 714 yards (12.8 avg.) and six touchdowns, ranking second in the nation in receiving yards among tight ends and sixth nationally in receiving touchdowns...Added six carries for 28 yards and one touchdown...Earned All-American honors and won the John Mackey Award for the nation's top tight end...Caught five passes for a team-high 78 yards, adding a three-yard rushing TD in Georgia's season-opening win against UT Martin...Logged seven receptions for 54 yards in win over South Carolina...Recorded nine catches for 121 yards and two TDs, including a 41-yard touchdown against UAB...Posted eight passes for career-high 157 yards and game-winning 40-yard touchdown at Auburn and was named the Mackey Award Tight End of the Week for his performance...Logged seven receptions for 132 yards and a 21-yard touchdown catch against Kentucky...Caught three passes for 34 yards and one touchdown against Ole Miss...Recorded seven catches for 60 yards and one touchdown in win over Tennessee...Posted five passes for 53 yards in SEC Championship against Alabama...As a junior in 2022, played in all 15 games (14 starts) for Georgia's CFP National Championship run, notching team highs in receptions (63), receiving yards (942) and receiving touchdowns (seven)...Added 109 rushing yards and three touchdowns on nine carries (12.1 avg.)...Won the John Mackey Award, the first tight end in program history to win the award...Registered seven catches for 152 yards and a TD in the CFP National Championship Game against TCU...Recorded four catches for 64 yards against Ohio State in the CFP Semifinal game...Scored three TDs in a game for the second time of his career in win at South Carolina, notching two receiving TDs (6 and 78 yards) and one rushing TD (5 yards) against the Gamecocks, earning SEC Offensive Player of the Week for his performance...Won SEC OPOW award for his then-career-high 154 receiving yards in five catches against Florida, including a 73-yard TD catch...Logged two passes for 38 yards in win over No. 11 Oregon and also had key block that cleared a path for Ladd McConkey to score the Bulldogs' first TD of 2022 on a 9-yard run...Recorded three catches for 57 yards against Samford...As a true freshman in 2021, played in all 15 games (13 starts) and finished as Georgia's leading receiver for their CFP National Championship run...Established UGA tight end records for single-season receptions (56), receiving yards (882) and receiving touchdowns (13)...His 13 touchdown catches were also a single-season UGA record by either a receiver or tight end...Added four rushes for 56 yards and one touchdown...Earned 2021 First Team All-America honors, True Freshman All-America, Shaun Alexander Freshman of the Year Award, Football Writers Association Freshman of the Year Award, Coaches' SEC Freshman of the Year, AP SEC Newcomer of the Year, AP and Coaches' All-SEC First Team...Established a career-high and SEC Championship Game record (for a TE) with 10 receptions against Alabama...Recorded four games of 100+ yards receiving during the regular season: against UAB, against Kentucky, at Georgia Tech and at Alabama...Recorded multiple touchdown receptions in four games this season: against UAB, at Vanderbilt, against Kentucky, against Charleston Southern and at Georgia Tech...Named SEC Freshman of the Week twice: against Vanderbilt and Kentucky...Posted five catches for 101 yards and two TDs against UK, earning John Mackey Award Tight End of the Week and SEC Freshman of the Week...Logged a team-high six catches for 43 yards against Clemson...Notched an 89-yard TD reception against UAB, tying for the sixth-longest scoring pass in UGA history...Recorded three catches for 100 yards (33.3 avg.) and two touchdowns against Georgia Tech, including 77-yard TD

reception...Recorded four catches for 69 yards (17.3 avg.) and two touchdowns along with a 12-yard rushing touchdown at Vanderbilt...Recorded two receptions for 43 (21.5 avg.) yards in win at #18 Auburn.

PERSONAL: Attended Napa (Calif.) High School...Selected to the 2021 All-American Bowl...Helped lead Napa HS to a 7-4 record in his 2019 junior season, advancing to the CIF North Coast Division II Sectional Playoffs...Played tight end, running back, wide receiver, linebacker, and kick returner...finished season with 1,499 all-purpose yards and 18 total touchdowns, including 39 receptions for 1,098 receiving yards and school-record 14 touchdowns, as well as 22 carries for 316 rushing yards and three touchdowns...Finished fifth on team in tackles with 25, in addition to an 85-yard kickoff return touchdown...In 2019, was named San Francisco Chronicle All-Metro First Team offense, Napa Valley Register All-Napa County Football Player of the Year, Vine Valley Athletic League Most Valuable Player...Also played power forward on the high school basketball team.

BROCK BOWERS' NFL REGULAR SEASON RUSHING/RECEIVING STATISTICS

DATE	TEAM	GP	GS	RECEIVING					RUSHING				
				NO.	YDS.	AVG.	LG	TD	NO.	YDS.	AVG.	LG	TD
2024	Raiders	15	14	101	1,067	10.6	57t	4	4	14	3.5	12	0
NFL TOTALS		15	14	101	1,067	10.6	57T	4	4	14	3.5	12	0

BROCK BOWERS' NFL REGULAR SEASON RETURN STATISTICS

DATE	TEAM	KICKOFF RETURNS					PUNT RETURNS					
		RET.	YDS.	AVG.	LG	TD	NO.	FC	YDS.	AVG.	LG	TD
2024	Raiders	0	0	0.0	0	0	0	0	0	0.0	0	0
NFL TOTALS		0	0	0.0	0	0	0	0	0	0.0	0	0

SINGLE-GAME HIGHS: RUSHING/RECEIVING

Longest Runs	12 vs. Cleveland Browns, Sep 29, 2024 3 at Tampa Bay Buccaneers, Dec 08, 2024	Receiving TDs	1 at Kansas City Chiefs, Nov 29, 2024 ...3 more at 1.
Receptions	13 at Miami Dolphins, Nov 17, 2024 11 vs. Jacksonville Jaguars, Dec 22, 2024	All-Purpose Yards	142 at Kansas City Chiefs, Nov 29, 2024 123 at Miami Dolphins, Nov 17, 2024
Receiving Yards	140 at Kansas City Chiefs, Nov 29, 2024 126 at Miami Dolphins, Nov 17, 2024	Most TDs	1 at Kansas City Chiefs, Nov 29, 2024 ...3 more at 1.
Receiving Average	16.3 at Tampa Bay Buccaneers, Dec 08, 2024 14.0 at Kansas City Chiefs, Nov 29, 2024	Scrimmage Yards	142 at Kansas City Chiefs, Nov 29, 2024 123 at Miami Dolphins, Nov 17, 2024
Longest Receptions	57t at Denver Broncos, Oct 06, 2024 33t at Kansas City Chiefs, Nov 29, 2024		

100-YARD RECEIVING GAMES (2): REGULAR SEASON

DATE	TEAM	NO.	YDS.	AVG.	LG	TD
11/17/24	at Dolphins	13	126	9.7	23t	1
11/29/24	at Chiefs	10	140	14.0	33t	1

BROCK BOWERS' 2024 GXG REGULAR-SEASON STATISTICS (RAIDERS)

DATE	OPPONENT	P/S	RECEIVING					RUSHING					W/L	SCORE
			NO.	YDS.	AVG.	LG	TD	NO.	YDS.	AVG.	LG	TD		
09/08	at Chargers	P	6	58	9.7	26	0	0	0	0.0	0	0	L	10-22
09/15	at Ravens	S	9	98	10.9	27	0	0	0	0.0	0	0	W	26-23
09/22	Panthers	S	3	41	13.7	21	0	0	0	0.0	0	0	L	22-36
09/29	Browns	S	2	19	9.5	13	0	1	12	12.0	12	0	W	20-16
10/06	at Broncos	S	8	97	12.1	57t	1	0	0	0.0	0	0	L	18-34
10/13	Steelers	S	9	71	7.9	18	0	0	0	0.0	0	0	L	13-32
10/20	at Rams	S	10	93	9.3	25	0	0	0	0.0	0	0	L	15-20
10/27	Chiefs	S	5	58	11.6	19	0	0	0	0.0	0	0	L	20-27
11/03	at Bengals	S	5	45	9.0	22t	1	0	0	0.0	0	0	L	24-41
11/17	at Dolphins	S	13	126	9.7	23t	1	1	-3	-3.0	-3	0	L	19-34
11/24	Broncos	S	4	38	9.5	13	0	0	0	0.0	0	0	L	19-29
11/29	at Chiefs	S	10	140	14.0	33t	1	1	2	2.0	2	0	L	17-19
12/08	at Buccaneers	S	3	49	16.3	25	0	1	3	3.0	3	0	L	13-28
12/16	Falcons	S	3	35	11.7	22	0	0	0	0.0	0	0	L	9-15
12/22	Jaguars	S	11	99	9.0	32	0	0	0	0.0	0	0	W	19-14
2024 TOTALS	15-14		101	1,067	10.6	57T	4	4	14	3.5	12	0	3-12	



CARTER BRADLEY



POSITION: Quarterback

NFL SEASON: R

HT/WT: 6-3/213

RAIDERS SEASON: R

ACQUIRED: UDFA-'24

COLLEGE: South Alabama

BORN: 03/09/00

HOMETOWN: Jacksonville, Fla.

TRANSACTIONS: Signed by Las Vegas Raiders as an undrafted free agent, May 9, 2024.

COLLEGE: Played two seasons at South Alabama after playing four years at Toledo...Appeared in 46 career games and completed 678-of-1,078 pass attempts for 8,372 yards and 61 touchdowns...In 2023, started 11 games and completed 221-of-326 passes for 2,660 yards and 19 touchdowns...Added one rushing touchdown...Named honorable mention All-Sun Belt Conference...Was invited to the Reese's Senior Bowl...Left as the program's all-time leader in completions (497), passing yards (6,003) and passing touchdowns (47)...Recorded a season-high three touchdown passes at Louisiana-Monroe...Threw for a season-high 381 yards against Louisiana-Lafayette...Completed 21-of-27 passes for 319 yards against Southern Miss...Threw for 176 yards and two touchdowns against Marshall...Recorded 190 passing yards and one touchdown in addition to one rushing touchdown at Tulane...In 2022, played in 13 games and completed 276-of-427 passes for 3,343 yards and 28 touchdowns...Added 63 rushes for 55 yards and two touchdowns...Set single-season program records for passing yards (3,343), completions (276) and touchdowns (28) in his first year at South Alabama...Ranked 22nd nationally in passing touchdowns and 25th in passing yards...Passed for three or more touchdowns in seven games...Threw for more than 300 yards three times...Set a school record with 420 passing yards against Louisiana-Monroe...Passed for a career-high four touchdowns against Texas State...Completed 26 passes for 354 yards and three touchdowns against Central Michigan...Was named to the Manning Star of the Week list...Passed for 377 yards against Western Kentucky in the R+L Carriers New Orleans Bowl...In 2021, played in eight games for Toledo...Completed 77-of-130 passes for 972 yards and four touchdowns...Finished 18-of-28 passing for 221 yards and one touchdown at No. 7 Notre Dame... Posted a season-best 254 passing yards against Colorado State...Completed 10-of-18 passes for 144 yards and one touchdown at Ball State...Passed for 110 yards and one touchdown against Massachusetts...Played in four games in 2020 and completed 55-of-89 passes for 849 yards and nine touchdowns...Ranked third in the conference with a 164.1 passer rating...His 212.3 yards per game ranked seventh in the conference...Completed 29-of-44 attempts for 432 yards and three touchdowns, while adding another 44 yards on five carries at Northern Illinois...Threw for 265 yards and three scores against Central Michigan...Passed for 108 yards and two touchdowns against Eastern Michigan...Threw for 502 yards and one touchdown in seven games as a redshirt freshman...Finished 15-of-23 passing for 121 yards at Central Michigan...Passed for 137 yards at Ball State...Appeared in three contests while redshirting his first year with the program...Recorded 54 passing yards through the air...Completed three passes for 52 yards in his collegiate debut against Virginia Military Institute.

PERSONAL: Attended Providence School in Jacksonville, Fla. ...A three-start prospect according to 247Sports.com and Scout.com... Participated in the Elite 11 finals...Father, Gus, is currently the Indianapolis Colts defensive coordinator.

CARTER BRADLEY'S NFL REGULAR SEASON PASSING STATISTICS

DATE	TEAM	GP	GS	ATT.	CMP.	PCT.	YDS	AVG.	TD	INT.	LG	SK	LST	RATE
2024	Raiders	0	0	0	0	0.0	0	0.0	0	0	0	0	0	0.0
TOTALS		0	0	0	0	0.0	0	0.0	0	0	0	0	0	0.0

CARTER BRADLEY'S NFL REGULAR SEASON RUSHING STATISTICS

DATE	TEAM	NO	YD	AVG.	LG	TD
		.	S.			
2024	Raiders	0	0	0.0	0	0
TOTALS		0	0	0.0	0	0

CARTER BRADLEY'S NFL REGULAR SEASON PASSING/RUSHING STATISTICS

DATE	TEAM	GP	GS	PASSING										RUSHING					
				ATT.	CMP.	PCT.	YDS	AVG.	TD	INT.	LG	SK	LST	RATE	NO.	YDS.	AVG.	LG	TD
2024	Raiders	0	0	0	0	0.0	0	0.0	0	0	0	0	0	0.0	0	0	0.0	0	0
TOTALS		0	0	0	0	0.0	0	0.0	0	0	0	0	0	0.0	0	0	0.0	0	0

CARTER BRADLEY'S 2024 GXG REGULAR-SEASON STATISTICS (RAIDERS)

DATE	OPPONENT	P/S	PASSING										RUSHING				W/L	SCORE		
			ATT	CMP	YDS	PCT	Y/A	Y/C	TD	INT	LG	SK/YD	RATE	ATT	YDS	LG			TD	
09/08	at Chargers																		L	10-22
09/15	at Ravens																		W	26-23
09/22	Panthers																		L	22-36
09/29	Browns																		W	20-16
10/06	at Broncos																		L	18-34
10/13	Steelers																		L	13-32
10/20	at Rams																		L	15-20
10/27	Chiefs																		L	20-27
11/03	at Bengals																		L	24-41
11/17	at Dolphins																		L	19-34
11/24	Broncos																		L	19-29
11/29	at Chiefs																		L	17-19
12/08	at Buccaneers																		L	13-28
12/16	Falcons																		L	9-15
12/22	Jaguars																		W	19-14
2024 TOTALS		0-0	0	0	0	0.0	0.0	0.0	0	0	0	0/0	0.0	0	0	0	0	0	3-12	



HARRISON BRYANT

84

POSITION: Tight End

NFL SEASON: 5

HT/WT: 6-5/240

RAIDERS SEASON: 1

ACQUIRED: UFA-'24 (CLE.)

COLLEGE: Florida Atlantic

BORN: 04/23/98

HOMETOWN: Gray, Ga.

TRANSACTIONS: Selected by Cleveland Browns in the fourth round (115th overall) of the 2020 NFL Draft, April 25, 2020...Signed by Las Vegas Raiders as an unrestricted free agent, March 14, 2024.

AT A GLANCE

Has appeared in 65 career games with 30 starts, totaling 89 receptions for 791 yards and 10 touchdowns over four NFL seasons.

In 2022, registered career highs in receptions (31) and receiving yards (239) with one touchdown.

Named to the PFWA NFL All-Rookie team in 2020 after leading all rookie tight ends with three receiving touchdowns.

Spent four years at Florida Atlantic (2016-19), totaling 148 receptions for 2,137 yards and 16 touchdowns. As a senior, earned the John Mackey Award as the nation's most outstanding tight end.

CAREER: Veteran tight end enters first season with the Silver and Black...Originally drafted by the Cleveland Browns in the fourth round of the 2020 NFL Draft (115th overall) and spent his first four NFL seasons with the club...In 2023, played in 17 games with nine starts and totaled 13 receptions for 81 yards and three touchdowns...In 2022, appeared in 17 games and made nine starts, setting career highs in receiving yards (239) and receptions (31)...In 2021, played in 16 games with three starts and finished with 21 catches for 233 yards and three touchdowns...As a rookie in 2020, appeared in 16 games with

nine starts and totaled 24 receptions for 238 yards and three touchdowns...Career totals include 65 games played with 30 starts, 89 receptions for 791 yards and 10 touchdowns...Has appeared in three postseason contests with one start and recorded four catches for 65 yards (16.3 avg.).

2024: (9/8) at LAC: Saw action on offense and special teams...**(9/15) at Bal.:** Saw action on offense and special teams..Posted one tackle...**(9/22) vs. Car.:** Saw action on offense and special teams...**(9/29) vs. Cle.:** Started at tight end and recorded two receptions for 21 yards...**(10/6) at Den.:** Saw action on offense and special teams...**(10/13) vs. Pit.:** Started at tight end and posted three receptions for 24 yards...**(10/20) at LAR:** Posted two catches for 19 yards...**(10/27) vs. KC:** Inactive...**(11/3) at Cin.:** Had two receptions for 22 yards...**(11/17) at Mia.:** Inactive...**(11/24) vs. Den.:** Inactive...**(11/24) at KC:** Inactive...**(12/8) at TB:** Saw action on offense...**(12/15) vs. ATL:** Saw action on offense and special teams.

2023 (with Cle.): Played in 17 games with nine starts and recorded 13 receptions for 81 yards and three touchdowns...**(9/10) vs. Cin.:** Recorded two catches for five yards, including a three-yard touchdown...**(9/18) at Pit.:** Made his first start of the season at tight end...**(10/1) vs. Bal.:** Posted one catch for two yards...**(11/12) at Bal.:** Started at tight end and hauled in one pass for three yards...**(11/26) at Den.:** Caught a two-yard touchdown pass from QB Dorian Thompson-Robinson...**(12/3) at LAR:** Registered a season-high 49 receiving yards on five catches (9.8 avg.), including an 8-yard TD pass from QB Joe Flacco...**(12/24) at Hou.:** Posted one catch for six yards...**(12/28) vs. NYJ:** Caught two passes for 14 yards...**Postseason: (1/13/24) at Hou.:** Finished second on the team with 65 yards on four catches (16.3 avg.).

2022 (with Cle.): Appeared in 17 games with nine starts...Registered career highs in receptions (31) and receiving yards (239) with one touchdown...**(9/11) at Car.:** Hauled in two passes for 18 yards...**(9/18) vs. NYJ:** Started at tight end and finished with 45 yards on three catches (15.0 avg.)...**(10/2) at Atl.:** Posted four catches for 18 yards...**(10/16) vs. NE:** Recorded three receptions for 18 yards...**(10/23) at Bal.:** Caught two passes for 15 yards...**(11/13) at Mia.:** Started at tight end and recorded three catches for 15 yards and one touchdown...**(11/20) at Buf.:** Finished with four catches for 41 yards...**(11/27) vs. TB:** Posted two catches for nine yards...**(12/4) at Hou.:** Hauled in one pass for six yards...**(12/11) at Cin.:** Made one catch for eight yards...**(12/17) vs. Bal.:** Recorded two receptions for seven yards...**(1/1/23) at Was.:** Posted two receptions for 19 yards...**(1/8/23) at Pit.:** Caught two passes for 20 yards.

2021 (with Cle.): Played in 16 games with three starts...Finished with 21 receptions for 233 yards and three touchdowns...**(9/12) at KC:** Posted one catch for 17 yards...**(9/19) vs. Hou.:** Recorded a season-high four receptions for 49 yards...**(9/26) vs. Chi.:** Made his first start of the season at tight end...**(10/3) at Min.:** Hauled in one pass for three yards...**(10/10) at LAC:** Started at tight end...**(10/21) vs. Den.:** Recorded one reception for 15 yards...**(10/31) vs. Pit.:** Hauled in two passes for 33 yards (16.5 avg.)...**(11/7) at Cin.:** Recorded two catches for 26 yards...**(11/14) at NE:** Posted two receptions for 18 yards...**(11/28) at Bal.:** Totaled a season-high 50 yards on three catches (16.7 avg.)...**(12/20) vs. LV:** Caught two passes for 11 yards and one touchdown...**(12/25) at GB:** Hauled in a one-yard TD pass...**(1/3/22) at Pit.:** Recorded a one-yard touchdown reception...**(1/9/22) vs. Cin.:** Posted one catch for nine yards.

2020 (with Cle.): Appeared in 15 games with nine starts and totaled 24 receptions for 238 yards and three touchdowns...Named to PFWA All-Rookie team after leading all rookie tight ends with three receiving touchdowns...**(9/13) at Bal.:** Made his NFL debut and started at tight end...Recorded one catch for five yards...**(9/17) vs. Cin.:** Posted one reception for 14 yards...**(9/27) vs. Was.:** Started at tight end and registered his first career touchdown reception on a three-yard pass from QB Baker Mayfield...**(10/4) at Dal.:** Recorded a season-high four catches for 37 yards...**(10/18) at Pit.:** Posted one reception for 11 yards...**(10/25) at Cin.:** Totaled 56 yards on four receptions (14.0 avg.) and set a career-high with two receiving touchdowns...**(11/1) vs. LV:** Recorded three catches for 25 yards...**(11/29) at Jac.:** Hauled in one pass for 13 yards...**(12/14) vs. Bal.:** Posted three receptions for 18 yards...**(12/20) at NYG:** Recorded two receptions for 19 yards...**(12/27) at NYJ:** Caught three passes for 37 yards...**Postseason: (1/10/21) at Pit.:** Started at tight end in wildcard game...**(1/17/21) at KC:** Played on offense in divisional round.

COLLEGE: Played four years at Florida Atlantic (2016-19), totaling 148 receptions for 2,137 yards and 16 touchdowns...As a senior in 2019, won the John Mackey Award as the nation's most outstanding tight end after posting 65 receptions for 1,004 yards and seven touchdowns...Earned unanimous first team All-American honors by the AFCA, Associated Press, Sporting News and Walter Camp...As a junior in 2018, started 12 games and recorded 45 catches for 662 yards and four touchdowns...Registered 32 receptions for 408 yards and five touchdowns as a sophomore in 2017...As a freshman in 2016, appeared in 12 games with one start and posted six catches for 63 yards...Majored in health administration.

PERSONAL: A native of Gray, Ga. ...Attended John Milledge Academy in Milledgeville, Ga. ...Named all-county, all-region and all-state as both a junior and senior...Named the 2015 Baldwin County Defensive Player of the Year...Played offense and defense...As a senior, recorded 39 receptions for 608 yards and 10 TDs...Tallied 100 tackles, 14 tackles for loss, 11 sacks and two forced fumbles...As a junior, played offensive tackle...On defense, recorded 54 tackles, 11 tackles for loss, 4.5 sacks and two fumble recoveries...Also lettered in basketball and baseball.

SINGLE-GAME HIGHS: RECEIVING: Receptions – 5, 12/3/23 at LAR. Yards – 56, 10/25/20 at Cin. Long – 41, 11/28/21 at Bal. Touchdowns – 2, 10/25/20 at Cin. RUSHING: Attempts – 2, 9/24/23 vs. Ten. Yards – 8, 12/4/22 at Hou. Long – 8, 12/4/22 at Hou.

REGULAR SEASON COMPARISON: RECEIVING - NEW ORLEANS SAINTS

DATE	OPP	W/L	GP/GS	REC	YDS.	AVG.	TD	LG	TGTS	YAC
12/24/22	CLV vs. NO	L	S	0	0	0	0	0	0	0
TOTALS		0/1	1/1	0	0	0	0	0	0	0

HARRISON BRYANT'S NFL REGULAR SEASON RUSHING/RECEIVING STATISTICS

DATE	TEAM	GP	GS	RECEIVING					RUSHING				
				NO.	YDS.	AVG.	LG	TD	NO.	YDS.	AVG.	LG	TD
2020	Browns	15	9	24	238	9.9	35	3	0	0	0.0	0	0
2021	Browns	16	3	21	233	11.1	41	3	0	0	0.0	0	0
2022	Browns	17	9	31	239	7.7	30	1	1	8	8.0	8	0
2023	Browns	17	9	13	81	6.2	23	3	5	8	1.6	2	0
2024	Raiders	11	2	9	86	9.6	18	0	0	0	0.0	0	0
NFL TOTALS		76	32	98	877	8.9	41	10	6	16	2.7	8	0

HARRISON BRYANT'S NFL POSTSEASON RUSHING/RECEIVING STATISTICS

DATE	TEAM	GP	GS	RECEIVING					RUSHING				
				NO.	YDS.	AVG.	LG	TD	NO.	YDS.	AVG.	LG	TD
2020	Browns	2	1	0	0	0.0	0	0	0	0	0.0	0	0
2023	Browns	1	0	4	65	16.3	47	0	0	0	0.0	0	0
NFL TOTALS		3	1	4	65	16.3	47	0	0	0	0.0	0	0

HARRISON BRYANT'S NFL REGULAR SEASON RETURN STATISTICS

DATE	TEAM	KICKOFF RETURNS					PUNT RETURNS					
		RET.	YDS.	AVG.	LG	TD	NO.	FC	YDS.	AVG.	LG	TD
2020	Browns	0	0	0.0	0	0	0	0	0	0.0	0	0
2021	Browns	0	0	0.0	0	0	0	0	0	0.0	0	0
2022	Browns	0	0	0.0	0	0	0	0	0	0.0	0	0
2023	Browns	0	0	0.0	0	0	0	0	0	0.0	0	0
2024	Raiders	0	0	0.0	0	0	0	0	0	0.0	0	0
NFL TOTALS		0	0	0.0	0	0	0	0	0	0.0	0	0

HARRISON BRYANT'S NFL POSTSEASON RETURN STATISTICS

DATE	TEAM	KICKOFF RETURNS					PUNT RETURNS					
		RET.	YDS.	AVG.	LG	TD	NO.	FC	YDS.	AVG.	LG	TD
2020	Browns	0	0	0.0	0	0	0	0	0	0.0	0	0
2023	Browns	0	0	0.0	0	0	0	0	0	0.0	0	0
NFL TOTALS		0	0	0.0	0	0	0	0	0	0.0	0	0

SINGLE-GAME HIGHS: RUSHING/RECEIVING

Rush Attempts	2 vs. Tennessee Titans, Sep 24, 2023 1 at Denver Broncos, Nov 26, 2023 ...3 more at 1.	Longest Receptions	41 at Baltimore Ravens, Nov 28, 2021 35 at Cincinnati Bengals, Oct 25, 2020
Rushing Yards	8 at Houston Texans, Dec 04, 2022 4 vs. Tennessee Titans, Sep 24, 2023	Receiving TDs	2 at Cincinnati Bengals, Oct 25, 2020 1 at Los Angeles Rams, Dec 03, 2023 ...7 more at 1.
Longest Runs	8 at Houston Texans, Dec 04, 2022 2 at Baltimore Ravens, Nov 12, 2023 ...3 more at 2.	All-Purpose Yards	56 at Cincinnati Bengals, Oct 25, 2020 50 at Baltimore Ravens, Nov 28, 2021
Receptions	5 at Los Angeles Rams, Dec 03, 2023 4 at Buffalo Bills, Nov 20, 2022 ...4 more at 4.	Special Teams Tackles	2 vs. New York Jets, Dec 28, 2023 1 at Los Angeles Rams, Dec 03, 2023 ...5 more at 1.
Receiving Yards	56 at Cincinnati Bengals, Oct 25, 2020 50 at Baltimore Ravens, Nov 28, 2021	Most TDs	2 at Cincinnati Bengals, Oct 25, 2020 1 at Los Angeles Rams, Dec 03, 2023 ...7 more at 1.
Receiving Average	16.7 at Baltimore Ravens, Nov 28, 2021 15.0 vs. New York Jets, Sep 18, 2022	Miscellaneous Tackles	1 vs. Chicago Bears, Dec 17, 2023 ...2 more at 1.

SINGLE-GAME HIGHS - POSTSEASON: RECEIVING

Receptions	4 at Houston Texans, Jan 13, 2024	Longest Receptions	47 at Houston Texans, Jan 13, 2024
Receiving Yards	65 at Houston Texans, Jan 13, 2024	All-Purpose Yards	11 at Houston Texans, Jan 13, 2024
Receiving Average	16.3 at Houston Texans, Jan 13, 2024		65 at Houston Texans, Jan 13, 2024

HARRISON BRYANT'S 2024 GXG REGULAR-SEASON STATISTICS (RAIDERS)

DATE	OPPONENT	P/S	RECEIVING					RUSHING					W/L	SCORE
			NO.	YDS.	AVG.	LG	TD	NO.	YDS.	AVG.	LG	TD		
09/08	at Chargers	P	0	0	0.0	0	0	0	0	0.0	0	0	L	10-22
09/15	at Ravens	P	0	0	0.0	0	0	0	0	0.0	0	0	W	26-23
09/22	Panthers	P	0	0	0.0	0	0	0	0	0.0	0	0	L	22-36
09/29	Browns	S	2	21	10.5	14	0	0	0	0.0	0	0	W	20-16
10/06	at Broncos	P	0	0	0.0	0	0	0	0	0.0	0	0	L	18-34
10/13	Steelers	S	3	24	8.0	14	0	0	0	0.0	0	0	L	13-32
10/20	at Rams	P	2	19	9.5	12	0	0	0	0.0	0	0	L	15-20
10/27	Chiefs												L	20-27
11/03	at Bengals	P	2	22	11.0	18	0	0	0	0.0	0	0	L	24-41
11/17	at Dolphins												L	19-34
11/24	Broncos												L	19-29
11/29	at Chiefs												L	17-19
12/08	at Buccaneers	P	0	0	0.0	0	0	0	0	0.0	0	0	L	13-28
12/16	Falcons	P	0	0	0.0	0	0	0	0	0.0	0	0	L	9-15
12/22	Jaguars	P	0	0	0.0	0	0	0	0	0.0	0	0	W	19-14
2024 TOTALS		11-2	9	86	9.6	18	0	0	0	0.0	0	0	3-12	

HARRISON BRYANT'S 2023 GXG REGULAR-SEASON STATISTICS (BROWNS)


DATE	OPPONENT	P/S	RECEIVING					RUSHING					W/L	SCORE
			NO.	YDS.	AVG.	LG	TD	NO.	YDS.	AVG.	LG	TD		
09/10	Bengals	P	2	5	2.5	3t	1	0	0	0.0	0	0	W	24-3
09/18	at Steelers	S	0	0	0.0	0	0	0	0	0.0	0	0	L	22-26
09/24	Titans	S	0	0	0.0	0	0	2	4	2.0	2	0	W	27-3
10/01	Ravens	P	1	2	2.0	2	0	1	2	2.0	2	0	L	3-28
10/15	49ers	P	0	0	0.0	0	0	0	0	0.0	0	0	W	19-17
10/22	at Colts	S	0	0	0.0	0	0	0	0	0.0	0	0	W	39-38
10/29	at Seahawks	P	0	0	0.0	0	0	0	0	0.0	0	0	L	20-24
11/05	Cardinals	S	0	0	0.0	0	0	0	0	0.0	0	0	W	27-0
11/12	at Ravens	S	1	3	3.0	3	0	1	2	2.0	2	0	W	33-31
11/19	Steelers	P	0	0	0.0	0	0	0	0	0.0	0	0	W	13-10
11/26	at Broncos	P	1	2	2.0	2t	1	1	0	0.0	0	0	L	12-29
12/03	at Rams	S	5	49	9.8	23	1	0	0	0.0	0	0	L	19-36
12/10	Jaguars	S	0	0	0.0	0	0	0	0	0.0	0	0	W	31-27
12/17	Bears	S	0	0	0.0	0	0	0	0	0.0	0	0	W	20-17
12/24	at Texans	P	1	6	6.0	6	0	0	0	0.0	0	0	W	36-22
12/28	Jets	P	2	14	7.0	9	0	0	0	0.0	0	0	W	37-20
01/07	at Bengals	S	0	0	0.0	0	0	0	0	0.0	0	0	L	14-31
2023 TOTALS		17-9	13	81	6.2	23	3	5	8	1.6	2	0	11-6	

HARRISON BRYANT'S 2023 GXG POSTSEASON STATISTICS (BROWNS)

DATE	OPPONENT	P/S	RECEIVING					RUSHING					W/L	SCORE
			NO.	YDS.	AVG.	LG	TD	NO.	YDS.	AVG.	LG	TD		
01/13	at Texans	P	4	65	16.3	47	0	0	0	0.0	0	0	L	14-45
2023 TOTALS		1-0	4	65	16.3	47	0	0	0	0.0	0	0	0-1	



AMARI BURNEY



POSITION: Linebacker

NFL SEASON: 2

HT/WT: 6-2/228

RAIDERS SEASON: 2

ACQUIRED: D6-'23

COLLEGE: Florida

BORN: 06/19/00

HOMETOWN: St. Petersburg, Fla.

TRANSACTIONS: Selected by Las Vegas Raiders in the sixth round (203rd overall) of the 2023 NFL Draft, April 29, 2023.

AT A GLANCE

- ▼ Played in seven games with one start as a rookie and recorded 14 tackles (nine solo).
- ▼ Spent five years at Florida (2018-22), totaling 223 total tackles (121 solo), 15 tackles for loss, seven sacks, 12 passes defended, four interceptions, two forced fumbles and two fumble recoveries.
- ▼ Was the only player in the SEC in 2022 with at least two interceptions and four sacks.

2024: (9/8) at LAC: Saw action on special teams and recorded one tackle...**(9/15) at Bal.:** Appeared on special teams...**(9/22) vs. Car.:** Played on special teams...**(9/29) vs. Cle.:** Posted one tackle...**(10/6) at Den.:** Saw action on defense and special teams...**(10/13) vs. Pit.:** Appeared on special teams...**(10/20) at LAR:** Played on special teams...**(11/3) at Cin.:** Finished with one assisted tackle on defense...**(11/17) at Mia.:** Posted two solo tackles on defense...**(11/24) vs. Den.:** Played on defense and

special teams...**(12/8) at TB:** Notched one tackle, 1.0 sack, one forced fumble, one quarterback hit and one tackle for loss...Also notched his first career sack and first career forced fumble...**(12/16) vs. Atl.:** Logged an assisted tackle on special teams...**(12/22) vs. Jac.:** Finished with two assisted tackles on defense and an assisted tackle on special teams.

2023: Appeared in seven games and recorded 14 tackles (nine solo)...Added one tackle on special teams...Was inactive for 10 contests...**(10/30) at Det.:** Made his NFL debut and recorded five tackles (three)..Added one tackle on special teams...**(11/5) at NYG:** Made his first career start at linebacker and registered six tackles (three)...**(11/12) vs. NYJ:** Logged one tackle...**(12/14) vs. LAC:** Recorded two tackles...**(12/25) at KC:** Saw action on special teams....**(12/31) at Ind.:** Played on special teams...**(1/7/24) vs. Den.:** Appeared on special teams...**(10/27) vs. KC:** Saw action on special teams.

COLLEGE: Spent five years at Florida (2018-22), appearing in 58 games with 22 starts...Recorded 223 total tackles (121 solo), 15 tackles for loss, seven sacks, 12 passes defended, four INTs, two forced fumbles and a two fumble recoveries...In 2022, started in all 13 games and finished with 79 tackles, four sacks, two forced fumbles, four passes defended, two INTs one fumble recovery...In 2021, appeared in all 13 games and made two starts...Finished with 44 tackles (24) and three passes defended...In 2020, appeared in all 12 games with four starts...Finished fourth on the team with 52 tackles (29)...Added two sacks and 2.5 tackles for loss...In 2019, appeared in eight games and made three starts...Finished seventh on the team with 37 tackles...In 2018, appeared in 12 games as a reserve defensive back...Totaled 11 tackles, two tackles for loss, one sack and two passes defended.

PERSONAL: Attended Calvary Christian High School in Clearwater, Fla. his senior year after transferring from Clearwater Central Catholic...Played both offense and defense...Totaled 182 career tackles, three interceptions, 23 passes defended, two sacks, three forced fumbles, three fumble recoveries and three defensive touchdowns...On offense, recorded 992 receiving yards and 12 touchdowns on 54 receptions.....Cousin, Brandon Facyson, plays for the Las Vegas Raiders.

ADDITIONAL STATISTICS: Special teams tackles – 1 in 2023. NFL Totals: 1.

SINGLE-GAME HIGHS: TACKLES: Total – 6, 11/5/23 vs. NYG. Solo – 3, two times; last: 11/5/23 vs. NYG.

AMARI BURNEY'S NFL REGULAR SEASON DEFENSIVE STATISTICS

DATE	TEAM	GP	GS	TACKLES							INTERCEPTIONS					O. FUMB			ST				MISC				
				TK	S	A	TFL	YDS	SK	YDS	QBH	NO	YDS	LG	TD	PD	FF	FR	TD	YDS	TK	S	A	FF	FR	S	A
2023	Raiders	7	1	14	9	5	0	0	0.0	0.0	0	0	0	0	0	0	0	0	0	0	1	1	0	0	0	0	0
2024	Raiders	15	0	9	5	4	2	16	1.0	11.0	1	0	0	0	0	0	1	0	0	0	4	2	2	0	0	0	0
NFL TOTALS		22	1	23	14	9	2	16	1.0	11.0	1	0	0	0	0	0	1	0	0	0	5	3	2	0	0	0	0

SINGLE-GAME HIGHS: DEFENSIVE

Total Tackles 6 vs. New York Giants, Nov 05, 2023
5 at Detroit Lions, Oct 30, 2023

Solo Tackles 3 vs. New York Giants, Nov 05, 2023
...1 more at 3.

Tackles For Loss 1 at Kansas City Chiefs, Nov 29, 2024

Special Teams Tackles 1 vs. Jacksonville Jaguars, Dec 22, 2024
...4 more at 1.

AMARI BURNEY'S 2024 GXG REGULAR-SEASON STATISTICS (RAIDERS)

DATE	OPPONENT	P/S	TACKLES							INTERCEPTIONS					O. FUMB				ST				MISC		W/L	SCORE		
			TK	S	A	SK	YDS	TFL	YDS	QBH	NO	YDS	LG	TD	PD	FF	FR	TD	YDS	TK	S	A	FF	FR			S	A
09/08	at Chargers	P	0	0	0	0.0	0.0	0	0	0	0	0	0	0	0	0	0	0	0	1	1	0	0	0	0	0	L	10-22
09/15	at Ravens	P	0	0	0	0.0	0.0	0	0	0	0	0	0	0	0	0	0	0	0	0	0	0	0	0	0	0	W	26-23
09/22	Panthers	P	0	0	0	0.0	0.0	0	0	0	0	0	0	0	0	0	0	0	0	0	0	0	0	0	0	0	L	22-36
09/29	Browns	P	1	0	1	0.0	0.0	0	0	0	0	0	0	0	0	0	0	0	0	0	0	0	0	0	0	0	W	20-16
10/06	at Broncos	P	0	0	0	0.0	0.0	0	0	0	0	0	0	0	0	0	0	0	0	0	0	0	0	0	0	0	L	18-34
10/13	Steelers	P	0	0	0	0.0	0.0	0	0	0	0	0	0	0	0	0	0	0	0	0	0	0	0	0	0	0	L	13-32
10/20	at Rams	P	0	0	0	0.0	0.0	0	0	0	0	0	0	0	0	0	0	0	0	0	0	0	0	0	0	0	L	15-20
10/27	Chiefs	P	0	0	0	0.0	0.0	0	0	0	0	0	0	0	0	0	0	0	0	0	0	0	0	0	0	0	L	20-27
11/03	at Bengals	P	1	0	1	0.0	0.0	0	0	0	0	0	0	0	0	0	0	0	0	1	1	0	0	0	0	0	L	24-41
11/17	at Dolphins	P	2	2	0	0.0	0.0	0	0	0	0	0	0	0	0	0	0	0	0	0	0	0	0	0	0	0	L	19-34
11/24	Broncos	P	0	0	0	0.0	0.0	0	0	0	0	0	0	0	0	0	0	0	0	0	0	0	0	0	0	0	L	19-29
11/29	at Chiefs	P	2	2	0	0.0	0.0	1	5	0	0	0	0	0	0	0	0	0	0	0	0	0	0	0	0	0	L	17-19
12/08	at Buccaneers	P	1	1	0	1.0	11.0	1	11	1	0	0	0	0	0	1	0	0	0	0	0	0	0	0	0	0	L	13-28
12/16	Falcons	P	0	0	0	0.0	0.0	0	0	0	0	0	0	0	0	0	0	0	0	1	0	1	0	0	0	0	L	9-15
12/22	Jaguars	P	2	0	2	0.0	0.0	0	0	0	0	0	0	0	0	0	0	0	0	1	0	1	0	0	0	0	W	19-14
2024 TOTALS		15-0	9	5	4	1.0	11.0	2	16	1	0	0	0	0	0	1	0	0	0	4	2	2	0	0	0	0	3-12	

AMARI BURNEY'S 2023 GXG REGULAR-SEASON STATISTICS (RAIDERS)

DATE	OPPONENT	P/S	TACKLES							INTERCEPTIONS					O. FUMB				ST				MISC		W/L	SCORE		
			TK	S	A	SK	YDS	TFL	YDS	QBH	NO	YDS	LG	TD	PD	FF	FR	TD	YDS	TK	S	A	FF	FR			S	A
09/10	at Broncos									ON INACTIVE LIST																W	17-16	
09/17	at Bills									ON INACTIVE LIST																L	10-38	
09/24	Steelers									ON INACTIVE LIST																L	18-23	
10/01	at Chargers									ON INACTIVE LIST																L	17-24	
10/09	Packers									ON INACTIVE LIST																W	17-13	
10/15	Patriots									ON INACTIVE LIST																W	21-17	
10/22	at Bears									ON INACTIVE LIST																L	12-30	
10/30	at Lions	P	5	3	2	0.0	0.0	0	0	0	0	0	0	0	0	0	0	0	0	1	1	0	0	0	0	0	L	14-26
11/05	Giants	S	6	3	3	0.0	0.0	0	0	0	0	0	0	0	0	0	0	0	0	0	0	0	0	0	0	0	W	30-6
11/12	Jets	P	1	1	0	0.0	0.0	0	0	0	0	0	0	0	0	0	0	0	0	0	0	0	0	0	0	0	W	16-12
11/19	at Dolphins									ON INACTIVE LIST																L	13-20	
11/26	Chiefs									ON INACTIVE LIST																L	17-31	
12/10	Vikings									ON INACTIVE LIST																L	0-3	
12/14	Chargers	P	2	2	0	0.0	0.0	0	0	0	0	0	0	0	0	0	0	0	0	0	0	0	0	0	0	0	W	63-21
12/25	at Chiefs	P	0	0	0	0.0	0.0	0	0	0	0	0	0	0	0	0	0	0	0	0	0	0	0	0	0	0	W	20-14
12/31	at Colts	P	0	0	0	0.0	0.0	0	0	0	0	0	0	0	0	0	0	0	0	0	0	0	0	0	0	0	L	20-23
01/07	Broncos	P	0	0	0	0.0	0.0	0	0	0	0	0	0	0	0	0	0	0	0	0	0	0	0	0	0	0	W	27-14
2023 TOTALS		7-1	14	9	5	0.0	0.0	0	0	0	0	0	0	0	0	0	0	0	0	1	1	0	0	0	0	0	8-9	



ADAM BUTLER

69

POSITION: Defensive Tackle **NFL SEASON:** 7

HT/WT: 6-5/300

RAIDERS SEASON: 2

ACQUIRED: FA-'23

COLLEGE: Vanderbilt

BORN: 04/12/94

HOMETOWN: Duncanville, Texas

TRANSACTIONS: Signed by New England Patriots as an undrafted free agent, May 5, 2017...Signed by Miami Dolphins as an unrestricted free agent, March 19, 2021...Released by Dolphins, Aug. 2, 2022...Signed by Las Vegas Raiders as a Reserve/future free agent, Jan. 27, 2023... Re-signed by Raiders as an unrestricted free agent, March 18, 2024.

AT A GLANCE

- Has played in 97 career games with 13 starts, totaling 141 tackles (79 solo), 22.0 sacks, 16 passes defended and two forced fumbles.
- In 2023, played in all 17 games and recorded 28 tackles (16), 5.0 sacks, eight tackles for loss, four passes defended and one forced fumble.
- Appeared in seven career postseason games with New England and won Super Bowl LIII.

CAREER: Joined the Raiders after spending the 2021 season with the Miami Dolphins...Originally entered the NFL as an undrafted free agent with the New England Patriots and spent four seasons with the club from 2017-20...Has played in 97 career games with 13 starts and totaled 141 tackles (79 solo), 22.0 sacks, 30 tackles for loss, two forced fumbles and 16 passes defended...In 2023, totaled 28 tackles (16), 5.0 sacks, four passes defended, eight tackles for loss and one forced

fumble...In 2021, played in 17 games with one start and recorded 17 tackles (nine), two sacks and two passes defended...Played in 15 games with four starts in 2020 and registered a career-high 34 tackles (18), six tackles for loss, four sacks and two passes defended...In 2019, played in 16 games with two starts and registered 26 tackles (17), six sacks and five passes defended...In 2018, appeared in 16 games and recorded 17 tackles (eight), three sacks, two passes defended and one forced fumble...Played in 16 games with six starts in 2017 and totaled 19 tackles (11) and two sacks.

2024: (9/8) at LAC: Recorded four tackles (three solo) and one quarterback hit...**(9/15) at Bal.:** Posted two tackles...**(9/22) vs. Car.:** Recorded three tackles (one)...**(9/29) vs. Cle.:** Totaled six tackles (four) and one tackle for loss...**(10/6) at Den.:** Finished with two tackles...**(10/13) vs. Pit.:** Recorded five tackles (three)...**(10/20) at LAR:** Posted six tackles (four solo)...**(10/27) vs. KC:** Finished with three tackles (one solo)...**(11/3) at Cin.:** Totaled two tackles (one solo) and one quarterback hit...**(11/17) at Mia.:** Combined for five tackles (two solo), 1.0 sacks, two tackles for loss and one quarterback hit...**(11/24) vs. Den.:** Finished with two solo tackles and one tackle for loss...**(12/8) at TB:** Totaled four tackles (two solo), 1.0 sacks, one tackle for loss and two quarterback hits...**(12/16) vs. Atl.:** Finished with six total tackles (three solo), 1.0 sack, one tackle for loss, one quarterback hit and one pass defended, logging back-to-back games with a sack and bringing his season total to 3.5 in Week 15...**(12/22) vs. Jac.:** Played on defense.

2023: Appeared in 17 games and registered 28 tackles (16 solo), 5.0 sacks, eight tackles for loss, four passes defended and one forced fumble... **(9/10) at Den.:** Saw action on both defense and special teams...**(9/17) at Buf.:** Recorded two tackles...**(9/24) vs. Pit.:** Posted one tackle...**(10/1) at LAC:** Totaled three tackles (two), one quarterback hit, and one tackle for loss...**(10/9) vs. GB:** Recorded two tackles (one)...**(10/15) vs. NE:** Tallied two tackles, one sack and one tackle for loss...**(10/22) at Chi.:** Registered one pass defended...**(10/30) at Det.:** Compiled three tackles (one), one tackle for loss, one quarterback hit, and one pass defended...**(11/5) vs. NYG:** Totaled two tackles (one), 1.0 sack, one tackle for loss and one quarterback hit...**(11/12) vs. NYJ:** Posted three tackles (two), one tackle for loss and one pass defended...**(11/19) at Mia.:** Played on defense and special teams...**(11/26) vs. KC:** Recorded one tackle...**(12/10) vs. Min.:** Notched two quarterback hits...**(12/14) vs. LAC:** Posted four tackles (one) and one tackle for loss...**(12/25) at KC:** Recorded two tackles, 1.0 sack, one quarterback hit and one forced fumble...**(12/31) at Ind.:** Finished with two tackles, 1.0 sack, one quarterback hit and one tackle for loss...**(1/7/24) vs. Den.:** Totaled two tackles (one), 1.0 sack, one tackle for loss, one quarterback hit and one pass defended.

2021 (with Mia.): Appeared in 17 games with one start and recorded 17 tackles (nine), two sacks and two passes defended...**(9/12) at NE:** Posted two tackles (one)...**(9/19) vs. Buf.:** Made his only start of the season on the defensive line and recorded one tackle...**(9/26) at LV:** Notched one tackle...**(10/17) at Jac.:** Made one tackle...**(10/31) at Buf.:** Finished with a season-high four tackles (two)...**(11/7) vs. Hou.:** Totaled two tackles and two passes defended...**(11/11) vs. Bal.:** Recorded two tackles and one sack...Brought down QB Lamar Jackson for a loss of five yards in the third quarter...**(11/21) at NYJ:** Posted one tackle...**(11/28) vs. Car.:** Recorded one pass defended...**(12/5) vs. NYG:** Registered two tackles and one sack...Sacked QB Mike Glennon for a loss of eight yards in the fourth quarter...**(1/2/22) at Ten.:** Logged one tackle...

2020 (with NE): Played in 15 games with four starts and registered a career-high 34 tackles (18 solo), six tackles for loss, four sacks and two passes defended...**(9/13) vs. Mia.:** Recorded three tackles (two)...**(9/20) at Sea.:** Posted two tackles (one)...**(9/27) vs. LV:** Totaled three tackles (one) and one tackle for loss...**(10/5) at KC:** Recorded one tackle...**(10/18) vs. Den.:** Made first start of the season...**(10/25) vs. SF:** Appeared in a reserve role on the defensive line...**(11/1) at Buf.:** Posted one tackle...**(11/15) vs. Bal.:** Registered three tackles (two)...**(11/29) vs. Ari.:** Started at defensive tackle and tallied a career-high five tackles (two)...Added one sack and one pass defended...**(12/6) at LAC:** Recorded three tackles and sacked QB Justin Herbert for a nine-yard loss...Also registered one pass defended...**(12/10) at LAR:** Posted three tackles (one)...**(12/20) at Mia.:** Recorded four tackles (two)...Sacked QB Tua Tagovailoa for a three-yard loss...**(12/28) vs. Buf.:** Started on the defensive line and made two tackles...**(1/3/21) vs. NYJ:** Posted four total tackles and a 10-yard sack of Jets QB Sam Darnold in the third quarter.

2019 (with NE): Played in 16 with two starts and posted 26 tackles (17 solo), a career-high six sacks and five passes defended as part of a team that finished No. 1 in the NFL in total defense (275.9 yards per game) and scoring (14.1 points allowed per game)...His six sacks were third most on the team...**(9/15) at Mia.:** Totaled four tackles (three), two sacks and one pass defended...Marked his first

career multi-sack game...**(9/22) vs. NYJ:** Posted three tackles...**(9/29) at Buf.:** Tallied two tackles, one tackle for loss and one pass defended...**(10/6) at Was.:** Recorded two tackles (one)...**(10/27) vs. Cle.:** Registered his second career multi-sack game...Finished with four tackles (two), two sacks and two tackles for loss...**(11/3) at Bal.:** Registered one pass defended...**(11/17) at Phi.:** Tallied one tackle, one sack and one pass defended...Sacked QB Carson Wentz for a loss of three yards in the second quarter...**(12/8) vs. KC:** Tied a season-high with four tackles, including one tackle for loss...**(12/15) at Cin.:** Finished with three tackles (two) and one pass defended...**(12/21) vs. Buf.:** Registered two tackles (one) and 0.5 sacks...**(12/29) vs. Mia.:** Recorded one tackle for loss...**Postseason: (1/4/20) vs. Ten.:** Totaled three tackles and added one pass defended in the AFC Wild Card.

2018 (with NE): Appeared in 16 games and recorded 17 tackles (eight solo), three sacks, one forced fumble and two passes defended...**(9/9) vs. Hou.:** Posted a season-high five tackles (one)...**(9/16) at Jac.:** Notched one tackle...**(9/30) vs. Mia.:** Recorded two tackles, one sack and one pass defended...Brought down QB Ryan Tannehill for a loss of nine yards in the third quarter...**(10/4) vs. Ind.:** Posted one tackle for loss...**(12/2) vs. Min.:** Tallied one tackle and one sack, taking down QB Kirk Cousins for a loss of eight yards in the first quarter...**(12/21) vs. Buf.:** Recorded two tackles and 0.5 sacks...**(12/30) vs. NYJ:** Compiled one tackle, one sack and one forced fumble...Strip-sacked Darnold in the third quarter and the fumble was recovered by LB Kyle Van Noy and returned 46 yards for a TD...**Postseason: (1/13/19) vs. LAC:** Logged one tackle...**(1/20/19) at KC:** Saw action on defense in the AFC Championship...**(2/3/19) vs. LAR:** Played in

2017 (with NE): Played in 16 games with six starts and totaled 19 tackles (11 solo) and two sacks...**(9/7) vs. KC:** Made his NFL debut and recorded one tackle...**(9/17) at NO:** Made his first career start at defensive tackle...**(9/24) vs. Hou.:** Posted three tackles (one)...**(10/5) at TB:** Recorded two tackles(one)**(10/15) at NYJ:** Notched one tackle...**(10/22) vs. Atl.:** Recorded three tackles (two) while adding the first sack of his career by taking down QB Matt Ryan for a loss of 10 yards in the second quarter...**(10/29) vs. LAC:** Posted two tackles (one)...**(11/12) at Den.:** Recorded three tackles (two)...**(12/3) at Buf.:** Logged two tackles (one)...**(12/11) at Mia.:** Posted two tackles (one) and one sack...Brought down QB Jay Cutler for a loss of 10 yards in the third quarter...**Postseason: (1/13/18) vs. Ten.:** Sacked QB Marcus Mariota for a loss of five yards in the third quarter...Added one tackle...**(1/21/18) vs. Jac.:** Totaled one tackle and one sack, bringing down QB Blake Bortles for a loss of six yards...**(2/4/18) vs. Phi.:** Posted one tackle in Super Bowl LII.

COLLEGE: A four-year starter at Vanderbilt from 2013-16...Played in 47 games with 34 starts...As a senior in 2016, started all 13 games and recorded 31 tackles (18 solo), four sacks and one pass defended...Played in all 12 games as a junior in 2015 and posted 18 tackles (12) and three sacks...As a sophomore in 2014, played in 12 games with nine starts and totaled 35 tackles (16), 2.5 sacks, three passes defended and one fumble recovery returned for a TD...Also blocked one kick...As a redshirt freshman in 2013, switched from offensive line to defensive line in the spring...Appeared in 12 games with six starts and registered 25 tackles (16), two passes defended, one forced fumble and one fumble recovery...Added two blocked kicks...Redshirted in 2012.

PERSONAL: Attended Duncanville (Texas) High School...Played left tackle and defensive end...A two-time first team 5A All-District selection...Helped team to District titles and 5A playoff appearances as a junior and senior...As a senior, blocked eight field goal attempts...Also lettered in track and field as a thrower.

SINGLE-GAME HIGHS: TACKLES: Total – 5, two times; last: 11/29/20 vs. Ari. Solo – 4, 12/8/19 vs. KC. Sacks – 2, two times, last: 10/27/19 vs. Cle. Passes Defensed – 2, 11/7/21 vs. Hou. Forced Fumbles – 1, two times; last: 12/25/23 at KC.

REGULAR SEASON COMPARISON: DEFENSIVE - NEW ORLEANS SAINTS

DATE	OPP	W/L	GP/GS	TACKLES					SACK	YDS.	INT	TFL	PD	QBH	TD	MISC		
				TOT	SOLO	ASST	FF	FR										
9/17/17	NE @ NO	W	S	0	0	0	0.0	0.0	0	0	0	0	0	0	0	0	0	
12/27/21	MIA @ NO	W	P	0	0	0	0.0	0.0	0	0	0	0	0	0	0	0	0	
TOTALS		2/0	2/1	0	0	0	0.0	0.0	0	0	0	0	0	0	0	0	0	

ADAM BUTLER'S NFL REGULAR SEASON DEFENSIVE STATISTICS

DATE	TEAM	GP	GS	TACKLES							INTERCEPTIONS					O. FUMB					ST					MISC	
				TK	S	A	TFL	YDS	SK	YDS	QBH	NO	YDS	LG	TD	PD	FF	FR	TD	YDS	TK	S	A	FF	FR	S	A
2017	Patriots	16	6	19	11	8	2	20	2.0	20.0	2	0	0	0	0	0	0	0	0	0	0	0	0	0	0	0	
2018	Patriots	16	0	17	8	9	4	24	3.0	22.0	4	0	0	0	2	1	0	0	0	0	0	0	0	0	0		
2019	Patriots	16	2	26	17	9	8	27	6.0	35.5	9	0	0	0	5	0	0	0	0	0	0	0	0	0	0		
2020	Patriots	15	4	34	18	16	6	32	4.0	31.0	7	0	0	0	2	0	0	0	0	0	0	0	0	0	0		
2021	Dolphins	17	1	17	9	8	2	13	2.0	13.0	5	0	0	0	3	0	0	0	0	0	0	0	0	0	0		
2022	Dolphins	0	0	0	0	0	0	0	0.0	0.0	0	0	0	0	0	0	0	0	0	0	0	0	0	0	0		
2023	Raiders	17	0	28	16	12	8	35	5.0	38.0	9	0	0	0	4	1	0	0	0	0	0	0	0	0	0		
2024	Raiders	15	14	57	32	25	7	32	3.5	26.5	8	0	0	0	2	0	0	0	0	0	0	0	0	0	0		
NFL TOTALS		112	27	198	111	87	37	183	25.5	186.0	44	0	0	0	18	2	0	0	0	0	0	0	0	0	0		

ADAM BUTLER'S NFL POSTSEASON DEFENSIVE STATISTICS

DATE	TEAM	GP	GS	TACKLES								INTERCEPTIONS					O. FUMB				ST					MISC	
				TK	S	A	TFL	YDS	SK	YDS	QBH	NO	YDS	LG	TD	PD	FF	FR	TD	YDS	TK	S	A	FF	FR	S	A
2017	Patriots	3	0	3	3	0	3	11	2.0	11.0	2	0	0	0	0	0	0	0	0	0	0	0	0	0	0	0	
2018	Patriots	3	0	1	0	1	0	0	0.0	0.0	2	0	0	0	0	0	0	0	0	0	0	0	0	0	0		
2019	Patriots	1	0	3	2	1	0	0	0.0	0.0	0	0	0	0	0	1	0	0	0	0	0	0	0	0	0		
NFL TOTALS		7	0	7	5	2	3	11	2.0	11.0	4	0	0	0	0	1	0	0	0	0	0	0	0	0	0		

SINGLE-GAME HIGHS: DEFENSIVE

Total Tackles	6 vs. Atlanta Falcons, Dec 16, 2024 ...3 more at 6.	Passes Defensed	2 vs. Houston Texans, Nov 07, 2021 1 vs. Atlanta Falcons, Dec 16, 2024 ...15 more at 1.
Solo Tackles	4 at Los Angeles Rams, Oct 20, 2024 ...2 more at 4.	Forced Fumbles	1 vs. New York Jets, Dec 30, 2018
Sacks	2.0 vs. Cleveland Browns, Oct 27, 2019 ...1 more at 2.0.	Tackles For Loss	2 at Miami Dolphins, Nov 17, 2024 ...3 more at 2.

SINGLE-GAME HIGHS - POSTSEASON: DEFENSIVE


Total Tackles	3 vs. Tennessee Titans, Jan 04, 2020 1 vs. Los Angeles Chargers, Jan 13, 2019 ...3 more at 1.	Passes Defensed	1 vs. Tennessee Titans, Jan 04, 2020
Solo Tackles	2 vs. Tennessee Titans, Jan 04, 2020 1 vs. Philadelphia Eagles, Feb 04, 2018 ...2 more at 1.	Tackles For Loss	1 vs. Philadelphia Eagles, Feb 04, 2018 ...2 more at 1.
Sacks	1.0 vs. Jacksonville Jaguars, Jan 21, 2018 ...1 more at 1.0.		

ADAM BUTLER'S 2024 GXG REGULAR-SEASON STATISTICS (RAIDERS)

DATE	OPPONENT	P/S	TACKLES								INTERCEPTIONS					O. FUMB				ST					MISC		W/L	SCORE
			TK	S	A	SK	YDS	TFL	YDS	QBH	NO	YDS	LG	TD	PD	FF	FR	TD	YDS	TK	S	A	FF	FR	S	A		
09/08	at Chargers	S	4	3	1	0.0	0.0	0	0	1	0	0	0	0	0	0	0	0	0	0	0	0	0	0	0	L	10-22	
09/15	at Ravens	S	2	2	0	0.0	0.0	0	0	0	0	0	0	0	0	0	0	0	0	0	0	0	0	0	0	W	26-23	
09/22	Panthers	P	3	1	2	0.0	0.0	0	0	0	0	0	0	0	0	0	0	0	0	0	0	0	0	0	0	L	22-36	
09/29	Browns	S	6	4	2	0.0	0.0	1	3	1	0	0	0	0	1	0	0	0	0	0	0	0	0	0	0	W	20-16	
10/06	at Broncos	S	2	2	0	0.0	0.0	0	0	0	0	0	0	0	0	0	0	0	0	0	0	0	0	0	0	L	18-34	
10/13	Steelers	S	5	3	2	0.0	0.0	0	0	0	0	0	0	0	0	0	0	0	0	0	0	0	0	0	0	L	13-32	
10/20	at Rams	S	6	4	2	0.0	0.0	0	0	0	0	0	0	0	0	0	0	0	0	0	0	0	0	0	0	L	15-20	
10/27	Chiefs	S	4	1	3	0.0	0.0	0	0	0	0	0	0	0	0	0	0	0	0	0	0	0	0	0	0	L	20-27	
11/03	at Bengals	S	2	1	1	0.0	0.0	0	0	1	0	0	0	0	0	0	0	0	0	0	0	0	0	0	0	L	24-41	
11/17	at Dolphins	S	5	2	3	1.0	8.0	2	10	1	0	0	0	0	0	0	0	0	0	0	0	0	0	0	0	L	19-34	
11/24	Broncos	S	2	2	0	0.0	0.0	1	2	0	0	0	0	0	0	0	0	0	0	0	0	0	0	0	0	L	19-29	
11/29	at Chiefs	S	6	2	4	0.5	2.5	1	1	1	0	0	0	0	0	0	0	0	0	0	0	0	0	0	0	L	17-19	
12/08	at Buccaneers	S	4	2	2	1.0	8.0	1	8	2	0	0	0	0	0	0	0	0	0	0	0	0	0	0	0	L	13-28	
12/16	Falcons	S	6	3	3	1.0	8.0	1	8	1	0	0	0	0	1	0	0	0	0	0	0	0	0	0	0	L	9-15	
12/22	Jaguars	S	0	0	0	0.0	0.0	0	0	0	0	0	0	0	0	0	0	0	0	0	0	0	0	0	0	W	19-14	
2024 TOTALS		15-14	57	32	25	3.5	26.5	7	32	8	0	0	0	0	2	0	0	0	0	0	0	0	0	0	0	3-12		

ADAM BUTLER'S 2023 GXG REGULAR-SEASON STATISTICS (RAIDERS)

DATE	OPPONENT	P/S	TACKLES								INTERCEPTIONS					O. FUMB				ST				MISC		W/L	SCORE	
			TK	S	A	SK	YDS	TFL	YDS	QBH	NO	YDS	LG	TD	PD	FF	FR	TD	YDS	TK	S	A	FF	FR	S			A
09/10	at Broncos	P	0	0	0	0.0	0.0	0	0	0	0	0	0	0	0	0	0	0	0	0	0	0	0	0	0	0	W	17-16
09/17	at Bills	P	1	0	1	0.0	0.0	0	0	0	0	0	0	0	0	0	0	0	0	0	0	0	0	0	0	L	10-38	
09/24	Steelers	P	1	0	1	0.0	0.0	0	0	0	0	0	0	0	0	0	0	0	0	0	0	0	0	0	0	L	18-23	
10/01	at Chargers	P	3	2	1	0.0	0.0	1	1	1	0	0	0	0	0	0	0	0	0	0	0	0	0	0	0	L	17-24	
10/09	Packers	P	2	1	1	0.0	0.0	0	0	0	0	0	0	0	0	0	0	0	0	0	0	0	0	0	0	W	17-13	
10/15	Patriots	P	2	2	0	1.0	11.0	1	11	1	0	0	0	0	0	0	0	0	0	0	0	0	0	0	0	W	21-17	
10/22	at Bears	P	0	0	0	0.0	0.0	0	0	0	0	0	0	0	1	0	0	0	0	0	0	0	0	0	0	L	12-30	
10/30	at Lions	P	3	1	2	0.0	0.0	1	2	1	0	0	0	0	1	0	0	0	0	0	0	0	0	0	0	L	14-26	
11/05	Giants	P	2	1	1	1.0	2.0	1	2	1	0	0	0	0	0	0	0	0	0	0	0	0	0	0	0	W	30-6	
11/12	Jets	P	3	2	1	0.0	0.0	1	0	0	0	0	0	0	1	0	0	0	0	0	0	0	0	0	0	W	16-12	
11/19	at Dolphins	P	0	0	0	0.0	0.0	0	0	0	0	0	0	0	0	0	0	0	0	0	0	0	0	0	0	L	13-20	
11/26	Chiefs	P	1	1	0	0.0	0.0	0	0	0	0	0	0	0	0	0	0	0	0	0	0	0	0	0	0	L	17-31	
12/10	Vikings	P	0	0	0	0.0	0.0	0	0	0	2	0	0	0	0	0	0	0	0	0	0	0	0	0	0	L	0-3	
12/14	Chargers	P	4	1	3	0.0	0.0	1	3	0	0	0	0	0	0	0	0	0	0	0	0	0	0	0	0	W	63-21	
12/25	at Chiefs	P	2	2	0	1.0	9.0	0	0	1	0	0	0	0	0	1	0	0	0	0	0	0	0	0	0	W	20-14	
12/31	at Colts	P	2	2	0	1.0	9.0	1	9	1	0	0	0	0	0	0	0	0	0	0	0	0	0	0	0	L	20-23	
01/07	Broncos	P	2	1	1	1.0	7.0	1	7	1	0	0	0	0	1	0	0	0	0	0	0	0	0	0	0	W	27-14	
2023 TOTALS			17-0	28	16	12	5.0	38.0	8	35	9	0	0	0	0	4	1	0	0	0	0	0	0	0	0	8-9		



MATTHEW BUTLER

91

POSITION: Defensive Tackle **NFL SEASON:** 2
HT/WT: 6-3/290 **RAIDERS SEASON:** 2
ACQUIRED: D5 - '22 **COLLEGE:** Tennessee
BORN: 06/10/99 **HOMETOWN:** Raleigh, N.C.

TRANSACTIONS: Selected by Las Vegas Raiders in the fifth round (175th overall) of the 2022 NFL Draft, April 30, 2022...Waived by Raiders, Aug. 29, 2023...Re-signed by Raiders to practice squad, Aug. 31, 2023...Signed by Raiders to active roster, Jan. 6, 2024.

AT A GLANCE

- Played in six games as a rookie in 2022 and recorded five tackles and 0.5 sacks.
- Appeared in 53 games with 26 starts during his career at Tennessee, totaling 152 tackles (69 solo), 9.5 sacks, three passes defended and two forced fumbles.

CAREER: Defensive tackle enters his third season with the Silver and Black after initially being drafted by the Raiders in the fifth round (175th overall) of the 2022 NFL Draft...Has appeared in eight career games and owns six tackles (one solo), 0.5 sack and one quarterback hit...Spent the majority of the 2023 season on the practice squad before being elevated to the active roster for the final two games, logging one tackle...As a rookie in 2022,

played in six games and registered five tackles (one solo), 0.5 sack and one quarterback hit.

2023: Appeared in two contests and recorded one tackle...Spent much of the season on the team's practice squad...**(1/31) at Ind.:** Saw action on defense...**(1/7) vs. Den.:** Recorded one tackle.

2022: Appeared in six games and totaled five tackles (one solo), 0.5 sacks and one quarterback hit...Was inactive for 11 contests...**(9/25) at Ten.:** Recorded one tackle...**(10/2) vs. Den.:** Posted one tackle...**(11/6) at Jac.:** Recorded one tackle...**(12/4) vs. LAC:** Registered his first career half-sack and added one tackle and one quarterback hit...**(12/8) at LAR:** Saw action on defense...**(12/18) vs. NE:** Posted one tackle.

COLLEGE: Spent five years at Tennessee from 2017-21, appearing in 53 games with 26 starts...Finished his collegiate career with 152 tackles (69 solo), 9.5 sacks, three passes defended and two forced fumbles...In 2021, played in all 13 games with 12 starts and recorded 47 tackles (19), five sacks and one forced fumble...In 2020, started all 10 games and compiled 43 tackles (22), two sacks, one pass defended and one forced fumble...In 2019, appeared in 13 games with four starts, totaling 45 tackles (23), 2.5 sacks and two passes defended...In 2018, appeared in nine games and finished with 13 tackles...Posted four tackles against Florida...In 2017, saw action in eight games and tallied four tackles...Earned a degree in political science.

PERSONAL: Attended Garner (N.C) High School...Rated as a four-star prospect...Named to the 2016 North Carolina Associated Press All-State Class 4A team...Selected to participate in the Shrine Bowl of the Carolinas...As a senior, finished with 96 tackles, including 44 tackles for loss, and 26 sacks, helping his team to a 12-2 record and appearance in the regional semifinals.

SINGLE-GAME HIGHS: TACKLES: Total – 1, six times, last: 1/7/24 vs. Den. Solo – 1, 10/2/22 vs. Den. Sacks – 0.5, 12/4/22 vs. LAC.

MATTHEW BUTLER'S NFL REGULAR SEASON DEFENSIVE STATISTICS

DATE	TEAM	GP	GS	TACKLES								INTERCEPTIONS					O. FUMB				ST		MISC				
				TK	S	A	TFL	YDS	SK	YDS	QBH	NO	YDS	LG	TD	PD	FF	FR	TD	YDS	TK	S	A	FF	FR	S	A
2022	Raiders	6	0	5	1	4	0	0	0.5	1.5	1	0	0	0	0	0	0	0	0	0	0	0	0	0	0	0	0
2023	Raiders	2	0	1	0	1	0	0	0.0	0.0	0	0	0	0	0	0	0	0	0	0	0	0	0	0	0	0	
2024	Raiders	7	1	9	4	5	0	0	0.0	0.0	0	0	0	0	0	0	0	0	0	0	0	0	0	0	0	0	
NFL TOTALS		15	1	15	5	10	0	0	0.5	1.5	1	0	0	0	0	0	0	0	0	0	0	0	0	0	0	0	

SINGLE-GAME HIGHS: DEFENSIVE

Total Tackles 4 vs. Pittsburgh Steelers, Oct 13, 2024
3 at Cincinnati Bengals, Nov 03, 2024


Solo Tackles 2 at Cincinnati Bengals, Nov 03, 2024
1 vs. Kansas City Chiefs, Oct 27, 2024
...2 more at 1.

MATTHEW BUTLER'S 2024 GXG REGULAR-SEASON STATISTICS (RAIDERS)

DATE	OPPONENT	P/S	TACKLES						INTERCEPTIONS					O. FUMB				ST				MISC		W/L	SCORE		
			TK	S	A	SK	YDS	TFL	YDS	QBH	NO	YDS	LG	TD	PD	FF	FR	TD	YDS	TK	S	A	FF			FR	S
09/08	at Chargers																									L	10-22
09/15	at Ravens																									W	26-23
09/22	Panthers																									L	22-36
09/29	Browns																									W	20-16
10/06	at Broncos																									L	18-34
10/13	Steelers	S	4	1	3	0.0	0.0	0	0	0	0	0	0	0	0	0	0	0	0	0	0	0	0	0	0	L	13-32
10/20	at Rams	P	0	0	0	0.0	0.0	0	0	0	0	0	0	0	0	0	0	0	0	0	0	0	0	0	0	L	15-20
10/27	Chiefs	P	1	1	0	0.0	0.0	0	0	0	0	0	0	0	0	0	0	0	0	0	0	0	0	0	0	L	20-27
11/03	at Bengals	P	3	2	1	0.0	0.0	0	0	0	0	0	0	0	0	0	0	0	0	0	0	0	0	0	0	L	24-41
11/17	at Dolphins	P	1	0	1	0.0	0.0	0	0	0	0	0	0	0	0	0	0	0	0	0	0	0	0	0	0	L	19-34
11/24	Broncos																									L	19-29
11/29	at Chiefs																									L	17-19
12/08	at Buccaneers	P	0	0	0	0.0	0.0	0	0	0	0	0	0	0	0	0	0	0	0	0	0	0	0	0	0	L	13-28
12/16	Falcons	P	0	0	0	0.0	0.0	0	0	0	0	0	0	0	0	0	0	0	0	0	0	0	0	0	0	L	9-15
12/22	Jaguars																									W	19-14
2024 TOTALS		7-1	9	4	5	0.0	0.0	0	0	0	0	0	0	0	0	0	0	0	0	0	0	0	0	0	0	3-12	

MATTHEW BUTLER'S 2023 GXG REGULAR-SEASON STATISTICS (RAIDERS)

DATE	OPPONENT	P/S	TACKLES						INTERCEPTIONS					O. FUMB				ST				MISC		W/L	SCORE		
			TK	S	A	SK	YDS	TFL	YDS	QBH	NO	YDS	LG	TD	PD	FF	FR	TD	YDS	TK	S	A	FF			FR	S
09/10	at Broncos																									W	17-16
09/17	at Bills																									L	10-38
09/24	Steelers																									L	18-23
10/01	at Chargers																									L	17-24
10/09	Packers																									W	17-13
10/15	Patriots																									W	21-17
10/22	at Bears																									L	12-30
10/30	at Lions																									L	14-26
11/05	Giants																									W	30-6
11/12	Jets																									W	16-12
11/19	at Dolphins																									L	13-20
11/26	Chiefs																									L	17-31
12/10	Vikings																									L	0-3
12/14	Chargers																									W	63-21
12/25	at Chiefs																									W	20-14
12/31	at Colts	P	0	0	0	0.0	0.0	0	0	0	0	0	0	0	0	0	0	0	0	0	0	0	0	0	0	L	20-23
01/07	Broncos	P	1	0	1	0.0	0.0	0	0	0	0	0	0	0	0	0	0	0	0	0	0	0	0	0	0	W	27-14
2023 TOTALS		2-0	1	0	1	0.0	0.0	0	0	0	0	0	0	0	0	0	0	0	0	0	0	0	0	0	0	8-9	



DANIEL CARLSON



POSITION: Kicker

NFL SEASON: 7

HT/WT: 6-5/215

RAIDERS SEASON: 7

ACQUIRED: FA-'18

COLLEGE: Auburn

BORN: 01/23/95

HOMETOWN: Colorado Springs, Colo.

TRANSACTIONS: Selected by Minnesota Vikings in the fifth round (167th overall) of the 2018 NFL Draft, April 28, 2018...Waived by Vikings, Sept. 17, 2018...Signed by Oakland Raiders as a free agent, Oct. 23, 2018...Re-signed by Raiders as an exclusive rights free agent, April 15, 2019...Re-signed by Raiders as an exclusive rights free agent, April 16, 2020...Re-signed by Raiders as a restricted free agent, April 29, 2021.

AT A GLANCE

- Since entering the league in 2018, Carlson has made 169-of-192 field goals (88.0 percent) and 200-of-208 extra points for 707 total points. Since 2018, his 169 field goals rank third in the NFL, his 88.0 field goal percentage ranks sixth (min. 150 att.) and his 707 points rank fifth.
- Has scored 707 career points, including 698 as a member of the Raiders. He is one of six players in Raiders history to score 600+ points and he is one of just 12 players in NFL history to reach 700 career points in his first six NFL seasons.
- Made 11 field goals from 50+ yards in 2022, the most in a single season in NFL history.
- Made 41 consecutive field goal attempts from Week 8 of the 2021 season to Week 11 of the 2022 season. His streak of 41 consecutive makes is the third longest active streak in NFL history and the longest in franchise history.
- Ranked first in the NFL in total field goals made (40) and total points scored (150) in 2021.
- In 2021, was named the AFC Special Teams Player of the Week in Weeks 2, 12, 17 and 18, becoming the first ever kicker to win four Player of the Week awards in a single season...Also led the NFL with five games where he converted on a field goal in the fourth quarter and overtime of wins.

CAREER: Entering his seventh year with the Raiders...Owns 707 career points, including 698 as a member of the Raiders...He is one of six players in Raiders history to score 600+ points and he is one of just 12 players in NFL history to reach 700 career points in his first six NFL seasons...In 2023, Carlson made 26-of-30 field goal attempts (86.7 percent) as well as 32-of-32 extra point attempts for 110 total points – his fourth consecutive season with 100-plus points...In 2022, Carlson made 34-of-37 field goals (91.9percent) and 35-of-36 extra points (97.2 percent) for 137 total points en route to selections to the AP All-Pro First team and the PFWA All-NFL team...In 2021, earned second-team All-AP honors after leading the NFL in total field goals made (40), total points scored (150) and game-winning field goals in the fourth quarter or overtime (five)...Has been named AFC Special Teams Player of the Week six times in his career (Week 11 in 2018, Week 1 in 2020, Weeks 2, 12, 17 and 18 in 2021)...Became the first ever kicker to win four Player of the Week awards in a single season...Owns the franchise record for field goals made (40) and total points scored in a single season (150)...Set the club record for highest field goal percentage (94.3) in 2020, breaking Raiders legend K

Sebastian Janikowski's point total previously set in 2010...Over his career, has converted on 109-of-125 field goals (87.2 percent) and 133-of-140 PATs for a total of 460 points.

2024: (9/8) at LAC: Went 1-for-2 (50.0%) on field goals, including a 32-yard make in the fourth quarter and 1-for-1 on extra points...**(9/15) at Bal.:** Went 4-for-4 (100.0%) on field goals (53, 51, 25, 38), including a 38-yard make with 27 seconds left in the fourth quarter to seal the victory...Also went 2-for-2 on extra points...Finished with 14 total points in the game, his most since Week 4 of the 2022 season (14 points vs. Den.)...**(9/22) vs. Car.:** Recorded two points on PATs...**(9/29) vs. Cle.:** Finished 2-for-2 (100.0%) on field goals (52, 34) and 2-for-2 (100.0%) on extra points...**(10/6) at Den.:** Went 1-for-1 (100.0%) on field goals (40) and 1-for-1 (100.0%) on extra points...**(10/13) vs. Pit.:** Converted on one PAT...**(10/20) at LAR:** Finished making 5-of-5 (100.0%) field goals for 15 total points, reaching 755 career points and becoming one of 13 players in NFL history to record 750+ points in their first 102 career games...His five made field goals also tied his single-game career high and he reached three career games with 5+ field goals made, tied for the fourth most of such games in the NFL since 2018...**(10/27) vs. KC:** Finished the game making 2-of-2 (100.0%) field goals (54, 32) and 1-of-1 (100.0%) extra points for seven total points...His 54-yarer was his longest of the season and the longest he has made since Week 10 of 2023 (54 yards)...Carlson also notched his 72nd game with a perfect field goal percentage, tied for the second most games with a perfect field goal percentage in NFL history among players in their first 103 career games...**(11/3) at Cin.:** Finished the game making 1-of-1 (100.0%) field goals (46) and 3-of-3 (100.0%) extra points for four total points...Reached 185-of-210 (88.1%) field goals since 2018...His 185 makes are the third most in the NFL and his 88.1% field goal percentage ranks fifth over that span (min.150 att.)...Also reached 16-of-18 (88.9%) field goals in 2024. His 88.9 field goal percentage ranks seventh in the NFL (min. 15 att.)...**(11/17) at Mia.:** Finished the game making 2-of-2 (100.0%) field goals (27, 22) and 1-of-1 (100.0%) extra points for seven total points, counting as his 57th career game with multiple made field goals, the fifth most of such games in the NFL since 2018...Also notched his 74th game with a perfect field goal percentage, the second most games with a perfect field goal percentage in NFL history among players in their first 105 career games - only behind Justin Tucker (75)...**(11/24) vs. Den.:** went 4-for-4 (100.0%) on field goals (34, 34, 53, 22) and 1-for-1 (100.0%) on extra points for 13 total points, reaching 17 consecutive field goal attempts, dating back to Week 4, the second longest active streakof makes in the NFL - only behind Zane Gonzalez (20)...Also notched his 9th career game with 4+ made field goals, tied for the 5th most in the NFL since 2018. This is also his ninth game with at least four field goals and 100% accuracy for the Raiders. Only Sebastian Janikowski (12) has more such games in team history...**(12/8) at TB:** Made 2-of-2 (100.0%) field goal attempts and 1-of-1 (100.0%) extra point attempts for seven total points...Surpassed 800 career points scored since entering the league in 2018 and became just the 13th kicker in NFL history to reach 800+ career points in his first seven NFL seasons...**(12/16) vs. Atl.:** Made a lone field goal attempt from 52 yards, reaching 31-of-42 (73.8%) from 50+ yards since entering the league in 2018, the third best percentage in the NFL over that span (min. 40 att.)...His 31 made field goals from 50+ yards are tied for the third most in the NFL since 2000 among players in their first 109 career games...**(12/22) vs. Jac.:** Went 2-for-3 (66.7%) on field goal attempts (49, 37, 46WR) and 1-for-1 (100.0%) on extra points for seven total points scored...He surpassed 800 career points as a member of the Raiders, becoming one of four players in franchise history to notch 800+ career points with the Silver and Black, joining Sebastian Janikowski, George Blanda and Chris Bahr.

2023: Played in all 17 games, making 26-of-30 field goal attempts (86.7percent) as well as 32-of-32 extra point attempts (100.0 percent) for 110 total points...Notched his fourth consecutive season with 100-plus points, one of eight kickers in the NFL with 100-plus points in each season since 2000...Surpassed 700 career points, becoming the 12th player in NFL history to reach 700 career points in his first six career seasons...Now has 707 career points, the fifth most in the NFL since 2018...**(9/10) at Den.:** Made both of his extra point attempts and his lone field goal attempt from 24 yards for a total of five points, surpassing 600 career points, becoming one of 10 kickers in NFL history to reach 600 points in 79 career games or less...**(9/17) at Buf.:** Converted on one field goal attempt (47 yards) and one extra point for four total points...In his 80th career game, Carlson notched his 145th made field goal, becoming just the fourth kicker in NFL history to make 145 field goals in his first 80 career games...**(9/24) vs. Pit.:** Converted on his lone field goal attempt (26 yards) and went 1-for-1 on extra points for four total points...Has now scored 601 total points as a member of the Raiders, becoming one of just six players in franchise history to accomplish the feat...**(10/1) at LAC:** Converted on his lone field goal attempt (22) and went 2-for-2 on extra points for five total points in the game...**(10/9) vs. GB:** Converted on one field goal and two extra point attempts...**(10/15) vs. NE:** Connected on four field goals and one PAT, scoring a season-high 13 points...**(10/22) at Chi.:** Made 2-of-3 field goals for six total points...**(10/30) at Det.:** Converted on two PATs...**(11/5) vs. NYG:** Made 3-of-3 field goals and 3-of-3 extra points for 12 total points...**(11/12) vs. NYJ:** Made 3-of-3 field goals and went 1-for-1 on extra points for 10 total points...**(11/19) at Mia.:** Made 2-of-2 field goals and went 1-for-1 on extra points for seven total points...**(11/26) vs. KC:** Made 1-of-2 field goals and went 2-for-2 on extra points for five total points in the game...**(12/10) vs. Min.:** Appeared on special teams...**(12/14) vs. LAC:** Converted on nine PATs for nine total points...**(12/25) at KC:** Converted of 2-of-2 field goals for six total points...**(12/31) at Ind.:** Converted 2-of-2 field goals and 2-of-2 extra points for eight total points...**(1/7/24) vs. Den.:** Converted 2-of-2 field goals and 3-of-3 extra points for nine total points.

2022: Selected to the AP All-Pro First Team and the PFWA All-NFL team after making 34-of-37 field goals (91.9percent) and 35-of-36 extra points (97.2percent) for 137 total points...Ranked second in made field goals (34), tied for third in points scored (137) and tied for fourth in field goal percentage (91.9percent)...He made 41 consecutive field goals from Week 8 of the 2021 season to Week 11 in 2022, the third longest streak in NFL history...Carlson also set an NFL record in 2022, making 11 field goals of 50+ yards...**(9/11) at LAC:** Hit 2-of-2 field goals and an extra point for a total of seven points...**(9/18) vs. Ari.:** Converted on 3-of-3 field goal attempts (25, 32, 55) and 2-of-2 extra point attempts for 11 points, his 19th career game with 10+ points...**(9/25) at Ten.:** Made 3-of-3 field goals (21,32,35) and went 1-of-1 on extra points...Has scored 10+ points in 20 games since entering the league in 2018...**(10/2) vs. Den.:** Converted 4-of-4 field goal attempts (26, 39, 22, 30), and went 1-for-2 on PATs...Totaled 13 points, his 21st career game with 10+ points since 2018...Made his 35th consecutive field goal attempts dating back to Week 8 of the 2021 season...**(10/10) at KC.:** Converted on 3-of-3 field goal attempts (53, 50, 47) and went 2-for-2 on extra points...Now owns 22 career games with 10+ points since 2018...Became only the 10th kicker in NFL history to make at least 35-straight attempts...**(10/23) vs. Hou.:** Converted on his lone field goal attempt, and went 5-for-5 in extra point attempts...**(11/6) at Jac.:** Made 2-of-2 field goal attempts and completed two successful point after attempts...**(11/13) vs. Ind.:** Made 2-of-3 extra point attempts...**(11/20) at Den.:** Converted 3-of-4 field goal attempts and made his lone extra point attempt...**(11/27) at Sea.:** Made 2-of-3 field goals from 25 and 36, and went 4-for-4 on extra points for 10 total points...**(12/4) vs. LAC:** Hit 2-of-3 field goals from 25 and 55...Made 3-for-3 extra points for nine total points...His 89.3 field goal percentage through Week 13 tied for the best mark in the NFL (min. 25 attempts)...**(12/8) at LAR:** Converted on all three field goal attempts and his lone point after attempt...**(12/18) vs. NE:** Made his lone field goal attempt from 49 yards and converted on 3-of-3 extra points for six total points...His 29 total field goals through Week 15 tied for the second most in the NFL...**(12/24) at Pit.:** Converted on his lone field goal attempt and made one extra point attempt for four total points...**(1/1/23) vs. SF:** Made 2-of-2 field goal attempts from 20 and 57, and converted on 4-of-4 extra point attempts for 10 total points in the game, notching his eighth game this season with 10+ points, the most in the NFL...Finished the season with 26 career games of 10+ points, the third most in the NFL since 2018.

2021: Played in all 17 games and converted on 40-of-43 FGs (93.0 percent) and 30-of-33 PATs (90.9 percent) for 150 points on the season...His 150 points set the franchise record for most points scored in a single season, breaking his previous record of 144 set in 2020...His FG percentage of 93.0 ranks third all time in franchise history...Named AFC Special Teams Player of the Week in Weeks 2,12,17,18...Became the first ever kicker to win four Player of the Week awards in one season...Led the NFL with five games where he converted a game-winning FG in the fourth quarter or overtime...Finished the season ranked for first in the NFL in points scored (150), first in field goals made (40), fourth in field goal percentage (93.0) and tied for seventh for field goals made from 50-plus yards (six)...Was the only player in the league this season with two games of five made field goals...**(9/13) vs. Bal.:** Converted on FGs of 34 and 55 yards...His 55-yard FG came as time expired in the fourth quarter to send the game into overtime...Connected on three PATs...**(9/19) at Pit.:** Converted on FGs of 46, 33, 41 and 45 yards in the win...His 45-yard FG with 20 seconds left in the game sealed the win for the Silver and Black...Connected on two PATs...**(9/26) vs. Mia.:** Converted on FGs of 50, 38 and 22 yards...His game-winning, 22-yard FG came as time expired in overtime for the Raiders third straight win...**(10/4) at LAC:** Connected on two PATs...**(10/10) vs. Chi.:** Converted on a 31-yard FG...**(10/17) at Den.:** Converted on FGs of 50 and 30 yards, while also connecting on four PATs...**(10/24) vs. Phi.:** Converted on FGs of 28 and 39 yards...Connected on three PATs...**(11/7) at NYG:** Converted on FGs of 25, 32 and 25 yards...Connected on one PAT...**(11/14) vs. KC:** Was perfect on two PATs...**(11/21) vs. Cin.:** Converted on FGs of 27 and 47 yards and connected on one PAT...**(11/25) at Dal.:** Converted on FGs of 22, 46, 30, 56 and 29...His 29-yard FG came in overtime to seal the Raiders win...Connected on two PATs...His 56-yard field goal marked a new career long...**(12/5) vs. Was.:** Converted on FGs of 52, 38 and 37 yards...**(12/12) at KC:** Converted a 26-yard FG...**(12/20) at Cle.:** Converted on FGs of 24, 40 and 48 yards...His 48-yard field goal clinched the 16-14 win as time expired, marking his third of the season...**(12/26) vs. Den.:** Converted a 41-yard FG to give the Raiders the lead and win with 7:35 left in the game...**(1/2/22) at Ind.:** Connected on FGs of 47, 44 and 33-yards...His 33-yard FG sealed the 23-20 victory as time expired, marking his fourth game-winning FG this season...**(1/9/22) vs. LAC:** Converted on FGs of 24, 31, 52, 40 and 47 yards...His 47-yard FG as time expired in overtime marked his fifth game-winning FG...Set the single season franchise record for most points scored (150), surpassing his own record of 144 points set in 2020...His 150 points are tied for most the most in the NFL...His five field goals tied a career high (last: 5 at Dallas, Nov. 25, 2021) and his 17 points in the contest are the second highest of his career...**Postseason: (1/15/22) at Cin.:** Converted on FGs of 47, 28, 34 and 28 yards.

2020: Played in all 16 games and converted on 33-of-35 FGs and 45-of-47 PATs to total 144 points...Finished the season ranked tied for first in the NFL in points scored(144), fourth in FGs made (33) and sixth in FG percentage (94.3 percent – min. 15 attempts)...His 94.3 FG percentage marked a new franchise record...Led the NFL in FGs made between 20-29 yards, as he finished a perfect 18-for-18 on the season...His four FGs this season of 50-plus yards tied for third-most in franchise history...Earned AFC Special Teams Player of the Week honors for his performance in Week 1...Was perfect on all 10 FG attempts in the month of December and January and totaled 44 points to earn AFC Special Teams Player of the Month...(9/13) **at Car.:** Converted on FG attempts of 20 and 54 yards and was perfect on all four PATs...His 54-yard FG marked a new career long...Earned AFC Special Teams Player of the Week honors for his performance in the season-opening win...(9/21) **vs. NO:** Connected on FG attempts of 28 and 54 yards and was true on all four PATs...(9/27) **at NE:** Converted on 2-of-3 FG attempts and two PATs, connecting on FG attempts of 29 and 25 yards...(10/4) **vs. Buf.:** Finished the contest 3-of-3 on FG attempts and was perfect on two PATs...Tied a then-career high for FGs made in a single game with three...Tied his then-career-long with a 54-yard FG attempt...(10/11) **at KC:** Finished 2-of-2 on FG attempts while making 4-of-5 PATs for a total of 10 points...(10/25) **vs. TB:** Connected on FG attempts of 42 and 36 yards while making 2-of-2 PATs...(11/1) **at Cle.:** Finished 3-of-4 on FG attempts and 1-of-1 PATs for 10 points...(11/8) **at LAC:** Finished 1-of-1 on FG attempts while making 4-of-4 PATs...(11/15) **vs. Den.:** Finished 3-of-3 on FG attempts while making 4-of-4 PATs to record a career-high 13 points...Connected on a 52-yard FG...His four FGs on the season of 50-plus yards tied for third-most in franchise history...(11/22) **vs. KC:** Converted on a FG attempt of 35-yards and was perfect on all four PATs...(11/29) **at Atl.:** Converted on FG attempts of 29 and 24 yards...(12/6) **at NYJ:** Converted on a 48-yard FG attempt and was perfect on all four PATs...(12/13) **vs. Ind.:** Converted on FG attempts of 25 and 23 yards and was perfect on all three PATs...(12/17) **vs. LAC:** Connected on two FG attempts of 23 yards and was perfect on all three PATs...(12/26) **vs. Mia.:** Finished 4-of-4 on FG attempts while making 1-of-2 PATs to tie his career-high of 13 points from Week 9...His four FGs made marked a new single-game career high...Converted on FG attempts of 20, 22, 23 and 38 yards...(1/3/21) **at Den.:** Finished 1-of-1 on FG attempts while making 3-of-3 PATs...Set the then-franchise record for total points scored (144).

2019: Played in all 16 games and converted on 19-of-26 FGs and 34-of-36 PATs to total 91 points...(9/9) **vs. Den.:** Converted on a FG attempt of 29 yards and was perfect on three PATs...(9/15) **vs. KC:** Converted on a FG attempt of 28 yards and made one PAT...(9/22) **at Min.:** Connected on two PATs...(9/29) **at Ind.:** Converted on a 26-yard FG and was true on all four PATs...(10/6) **vs. Chi.:** Converted on a 41-yard FG attempt and connected on three PATs...(10/20) **at GB:** Converted on a season-long 45-yard FG attempt and connected on all three PATs...(10/27) **at Hou.:** Converted on a 44-yard FG attempt and was true on all three PATs...(11/3) **vs. Det.:** Converted on a 32-yard FG attempt and connected on four PATs...(11/7) **vs. LAC:** Converted on FG attempts of 40 and 22-yards and was 2-of-3 on PATs, scoring a season-high eight points...(11/17) **vs. Cin.:** Converted on a 20-yard FG attempt and was true on both PATs...Added a special teams tackle on kickoff coverage...(11/24) **at NYJ:** Converted on a season-long 48-yard FG attempt for the team's only points in the contest...(12/1) **at KC:** Connected on 1-of-2 FG attempts, converting on a 34-yard FG attempt in the fourth quarter...Missed a 44-yard FG attempt and had a PAT blocked...(12/8) **vs. Ten.:** Converted on all three PATs...(12/15) **vs. Jac.:** Connected on 3-of-4 FG attempts, tying a career-best three FGs in the contest (last: Week 11 vs. Ari., 2018)...(12/22) **at LAC:** Tied a season-long with a 48-yard FG attempt and was 3-of-3 on PATs...(12/29) **at Den.:** Tied a season high with three FGs, connecting on FG attempts of 23, 33, and 28 yards.

2018 (with Min. and Oak.): Played two games with Minnesota before being signed as a free agent with the Raiders prior to Week 8...In 10 contests with the Raiders he converted on 16-of-17 FGs for a 94.1 FG percentage, marking a then-franchise record...Finished his rookie season connecting on 17-of-21 (81.0 percent) FGs while making 24-of-24 PATs to total 75 points...Perfect on 3-of-3 FG attempts of 50-plus yards...Selected as the AFC Special Teams Player of the Week 11...(9/9) **vs. SF:** Connected on one FG attempt of 48 yards and recorded three PATs in his NFL debut...(9/16) **at GB:** Connected on all three PATs in the contest...(10/28) **vs. Ind.:** Converted on four PATs in his Raiders debut...(11/1) **at SF:** Connected on a FG attempt of 37 yards...(11/11) **vs. LAC:** Converted on FG attempts of 46 and 30 yards...(11/18) **at Ari:** Connected on a 35-yard, game-winning FG with two seconds left on the clock...Converted on FG attempts of 21, 35 and 49 yards...Also recorded two PATs, scoring 11 points...Earned AFC Special Teams Player of the Week Honors...(11/25) **at Bal.:** Converted on a 42-yard FG attempt and two PATs...(12/2) **vs. KC:** Converted on FG attempts of 50 and 44 yards...Connected on three PATs and scored nine points...(12/9) **vs. Pit.:** Connected on a 44-yard FG attempt and was perfect on three PATs...(12/16) **at Cin.:** Converted on FG attempts of 27, 40 and 50 yards...(12/24) **vs. Den.:** Converted on FG attempts of 43 and 45 yards...Connected on three PATs...(12/30) **at KC:** Split the uprights from 50 yards out with 1:04 remaining in the first half to remain perfect on FG attempts of 50 yards...Connected on 15 straight FGs since Week 10, tied for fourth most in the NFL during that span.

COLLEGE: Played four seasons at Auburn (2014-17), appearing in 53 contests...Named All-American three times by the Walter Camp Foundation, highlighted as a first-team member as a senior in 2017...Named All-American First Team by AFCA as a senior and was a second-team honoree by the Associated Press as a junior and senior...Garnered first-team All-SEC honors from 2015-17...Was named the SEC Special Teams Player of the Year in 2016 and 2017, while also being honored as the Outstanding Specialist for the Senior Bowl...Left Auburn as the school and SEC record holder in career scoring (480 points), kicking points (474), career FGs (92) and consecutive PATs made (198)...Recorded a career FG percentage of 80.7...Was true on 13-of-21 FG attempts from 50-plus yards, the second-best percentage on 50-plus-yard FG attempts in NCAA history...Made at least four FGs from at least 50 yards in each of his final three seasons with the school...Set an NCAA record with seven career games of making at least four FGs...Is the holder of 14 Auburn kicking records, including most points in a season (134) in 2016, while also tying the school and SEC record by making six FGs in a game...In 2017, connected on 23-of-31 FG attempts (74.2 percent) and was 57-of-57 on PATs, totaling the second-most kicking points in school history with 126...As a junior in 2016, made a career-high 28 FGs on 32 attempts (87.5 percent) and connected on all 44 PATs, totaling the most kicking points in Tigers history with 128...Also rushed for a 20-yard TD to total a school-record 134 points on the year...As a sophomore in 2015, made 23-of-27 FG attempts (85.2 percent) and was 40-of-40 on PATs, earning 109 points on the year...As a redshirt freshman in 2014, connected on 18-of-24 FG attempts (75.0 percent) and made all 57 PATs, finishing with 111 points...Also punted eight times for 317 yards (39.6 avg.)...Redshirted as a true freshman in 2013 as the team advanced to the BCS National Championship...Earned a bachelor's degree in marketing and holds an MBA.

PERSONAL: Attended The Classical Academy in Colorado Springs, Colo., as a junior and senior from 2011-12...Earned Class 3A All-State honors both years at the Academy...Played in the All-American game as a senior in 2012...Ranked as the No. 3 kicking prospect in the nation by Scout.com and Rivals.com...Was ESPN.com's No. 1 ranked prep kicker in the country...Also played soccer and helped the school advance to the state title game as both a junior and senior. Brother, Anders, succeeded him as kicker at Auburn.

SINGLE-GAME HIGHS: FIELD GOALS: Attempts – 5, two times; last: 1/9/22 vs. LAC. Made 5, two times; last: 1/9/22 vs. LAC. Long – 57, two times; last: 1/1/23 vs. SF. EXTRA POINTS: Attempts – 5, two times; last: 10/23/22 vs. Hou. Made – 5, 10/23/22 vs. Hou. POINTS: Total – 18, 11/25/21 at Dal.

KICK BY KICK:

2018: (48G); (48N, 49N, 35N); (); (); (); (); (); (37G, 45N); (46G, 30G); (49G, 21G, 35G); (42G); (50G, 44G); (44G); (50G, 27G, 40G); (43G, 45G); (50G).

2019: (29G); (28G); (51N); (26G); (41G); (45G); (44G); (32G, 45N); (40G, 22G, 53N); (20G); (48G, 43N); (44N, 34G); (33G, 34G, 27G, 45N); (48G); (39N, 23G, 33G, 28G).

2020: (20G, 54G); (28G, 54G); (29G, 41N, 25G); (54G, 39G, 25G); (38G, 43G); (42G, 36G); (41N, 29G, 33G, 24G); (31G); (24G, 52G, 22G); (35G); (29G, 24G); (48G); (25G, 23G); (23G, 23G); (23G, 38G, 20G, 22G); (33G).

2021: (34G, 55G), (46G, 33G, 41G, 45G), (50G, 38G, 22G) (52N), (31G), (50G, 43N, 30G), (28G, 39G), (25G, 32G, 25G, 25N), (26G, 47G), (22G, 46G, 30G, 56G, 29G), (52G, 38G, 37G), (26G), (24G, 40G, 48G), (41G), (47G, 44G, 33G), (24G, 31G, 52G, 40G, 47G)

2022: (23G, 55G); (32G, 55G, 25G); (21G, 32G, 35G); (26G, 39G, 22G, 30G); (53G, 50G, 47G); (50G); (); (38G, 38G); (); (46N, 52G, 57G, 25G); (36G, 25G, 56N); (55G, 52N, 25G); (52G, 31G, 36G); (49G); (40G); (20G, 57G); (54G, 38G).

2023: (24G); (47G); (26G); (22G); (26G, 53N, 52N); (25G, 37G, 30G, 24G); (41N, 40G, 25G); (24G, 46G, 41G); (41G, 54G, 40G); (34G, 47G); (30N, 34G); (24G, 35G); (40G, 33G); (49G, 21G)

REGULAR SEASON COMPARISON: KICKING - NEW ORLEANS SAINTS

DATE	OPP	W/L	GP/GS	FGM	FGA	PCT	LONG	XPM	XPA	PTS	1-19	20-29	30-39	40-49	50+	KO	TB
9/21/20	NO @ LV	L	P	2	2	100%	54	4	4	10	0-0	0-0	0-0	0-0	1-1	6	4
10/30/22	LV @ NO	T	P	0	0	0%	0	0	0	0	0-0	0-0	0-0	0-0	0-0	1	1
TOTALS		0/2	2/0	2	2	100%	54	4	4	10	0-0	0-0	0-0	0-0	1-1	7	5

DANIEL CARLSON'S NFL REGULAR SEASON KICKING STATISTICS

DATE	TEAM	GP	FGM	FGA	PCT.	LG	XP	XPA	PCT.	BLK	PTS
2018	Vikings	2	1	4	25.0	48	6	6	100.0	0	9
Went from Minnesota to Oakland.											
2018	Raiders	10	16	17	94.1	50	18	18	100.0	0	66
2018	TOTAL	12	17	21	81.0	50	24	24	100.0	0	75
2019	Raiders	16	19	26	73.1	48	34	36	94.4	0	91
2020	Raiders	16	33	35	94.3	54	45	47	95.7	0	144
2021	Raiders	17	40	43	93.0	56	30	33	90.9	0	150
2022	Raiders	17	34	37	91.9	57	35	36	97.2	1	137
2023	Raiders	17	26	30	86.7	54	32	32	100.0	1	110
2024	Raiders	15	28	34	82.4	54	20	21	95.2	0	104
NFL TOTALS		110	197	226	87.2	57	220	229	96.1	2	811

DANIEL CARLSON'S NFL POSTSEASON KICKING STATISTICS

DATE	TEAM	GP	FGM	FGA	PCT.	LG	XP	XPA	PCT.	BLK	PTS
2021	Raiders	1	4	4	100.0	47	1	1	100.0	0	13
NFL TOTALS		1	4	4	100.0	47	1	1	100.0	0	13

DANIEL CARLSON'S NFL REGULAR SEASON FIELD-GOAL ACCURACY STATISTICS

DATE	TEAM	1-19	PCT.	20-29	PCT.	30-39	PCT.	40-49	PCT.	50+	PCT.
2018	Vikings	0-0	0.0	0-0	0.0	0-1	0.0	1-3	33.3	0-0	0.0
Went from Minnesota to Oakland .											
2018	Raiders	0-0	0.0	2-2	100.0	3-3	100.0	8-9	88.9	3-3	100.0
2018	TOTAL	0-0	0.0	2-2	100.0	3-4	75.0	9-12	75.0	3-3	100.0
2019	Raiders	0-0	0.0	8-8	100.0	5-6	83.3	6-10	60.0	0-2	0.0
2020	Raiders	0-0	0.0	18-18	100.0	8-8	100.0	3-5	60.0	4-4	100.0
2021	Raiders	0-0	0.0	10-11	90.9	12-12	100.0	12-13	92.3	6-7	85.7
2022	Raiders	0-0	0.0	9-9	100.0	11-11	100.0	3-4	75.0	11-13	84.6
2023	Raiders	0-0	0.0	10-10	100.0	6-7	85.7	9-10	90.0	1-3	33.3
2024	Raiders	0-0	0.0	9-9	100.0	9-9	100.0	4-6	66.7	6-10	60.0
NFL TOTALS		0-0	0.0	66-67	98.5	54-57	94.7	46-60	76.7	31-42	73.8

DANIEL CARLSON'S NFL POSTSEASON FIELD-GOAL ACCURACY STATISTICS

DATE	TEAM	1-19	PCT.	20-29	PCT.	30-39	PCT.	40-49	PCT.	50+	PCT.
2021	Raiders	0-0	0.0	2-2	100.0	1-1	100.0	1-1	100.0	0-0	0.0
NFL TOTALS		0-0	0.0	2-2	100.0	1-1	100.0	1-1	100.0	0-0	0.0

SINGLE-GAME HIGHS: KICKER

Field Goals Made	5 at Los Angeles Rams, Oct 20, 2024 ...2 more at 5.	Points	18 at Dallas Cowboys, Nov 25, 2021 17 vs. Los Angeles Chargers, Jan 09, 2022
Field Goal Attempts	5 at Los Angeles Rams, Oct 20, 2024 ...2 more at 5.	Special Teams Tackles	1 at Buffalo Bills, Sep 17, 2023 ...3 more at 1.
Longest Field Goals Made	57 vs. San Francisco 49ers, Jan 01, 2023 ...1 more at 57.	Kickoff Average	66.2 vs. Denver Broncos, Jan 07, 2024 ...1 more at 66.2.
Longest Field Goal Attempts	58 at Kansas City Chiefs, Nov 29, 2024 57 vs. Carolina Panthers, Sep 22, 2024 ...2 more at 57.	Extra Point Attempt Percentage	100.0 vs. Los Angeles Chargers, Dec 14, 2023 ...1 more at 100.0.
PATs Made	9 vs. Los Angeles Chargers, Dec 14, 2023 5 vs. Houston Texans, Oct 23, 2022	Field Goal Percentage	100.0 vs. Denver Broncos, Nov 24, 2024 ...8 more at 100.0.
PAT Attempts	9 vs. Los Angeles Chargers, Dec 14, 2023 5 vs. Houston Texans, Oct 23, 2022 ...1 more at 5.	Touchbacks	7 vs. Miami Dolphins, Dec 26, 2020 6 at Kansas City Chiefs, Oct 10, 2022 ...4 more at 6.

SINGLE-GAME HIGHS - POSTSEASON: KICKER

Field Goals Made	4 at Cincinnati Bengals, Jan 15, 2022	PAT Attempts	1 at Cincinnati Bengals, Jan 15, 2022
Field Goal Attempts	4 at Cincinnati Bengals, Jan 15, 2022	Points	13 at Cincinnati Bengals, Jan 15, 2022
Longest Field Goals Made	47 at Cincinnati Bengals, Jan 15, 2022	Kickoff Average	61.0 at Cincinnati Bengals, Jan 15, 2022
Longest Field Goal Attempts	47 at Cincinnati Bengals, Jan 15, 2022 34 at Cincinnati Bengals, Jan 15, 2022	Field Goal Percentage	100.0 at Cincinnati Bengals, Jan 15, 2022
PATs Made	1 at Cincinnati Bengals, Jan 15, 2022	Touchbacks	1 at Cincinnati Bengals, Jan 15, 2022

DANIEL CARLSON'S 2024 GXG REGULAR-SEASON STATISTICS (RAIDERS)

DATE	OPPONENT	P	FIELD GOALS				EXTRA POINTS				W/L	SCORE	
			FGM	FGA	PCT	LG	XP	XPA	PCT	BLK			PTS
09/08	at Chargers	P	1	2	50.0	32	1	1	100.0	0	4	L	10-22
09/15	at Ravens	P	4	4	100.0	53	2	2	100.0	0	14	W	26-23
09/22	Panthers	P	0	1	0.0	0	2	2	100.0	0	2	L	22-36
09/29	Browns	P	2	2	100.0	52	2	2	100.0	0	8	W	20-16
10/06	at Broncos	P	1	1	100.0	40	1	1	100.0	0	4	L	18-34
10/13	Steelers	P	0	0	0.0	0	1	1	100.0	0	1	L	13-32
10/20	at Rams	P	5	5	100.0	47	0	0	0.0	0	15	L	15-20
10/27	Chiefs	P	2	2	100.0	54	2	2	100.0	0	8	L	20-27
11/03	at Bengals	P	1	1	100.0	46	3	3	100.0	0	6	L	24-41
11/17	at Dolphins	P	2	2	100.0	27	1	1	100.0	0	7	L	19-34
11/24	Broncos	P	4	4	100.0	53	1	1	100.0	0	13	L	19-29
11/29	at Chiefs	P	1	4	25.0	27	2	2	100.0	0	5	L	17-19
12/08	at Buccaneers	P	2	2	100.0	27	1	1	100.0	0	7	L	13-28
12/16	Falcons	P	1	1	100.0	52	0	1	0.0	1	3	L	9-15
12/22	Jaguars	P	2	3	66.7	49	1	1	100.0	0	7	W	19-14
2024 TOTALS			15	28	34	82.4	54	20	21	95.2	1	104	3-12

DANIEL CARLSON'S 2023 GXG REGULAR-SEASON STATISTICS (RAIDERS)

DATE	OPPONENT		FIELD GOALS				EXTRA POINTS					W/L	SCORE
			FGM	FGA	PCT	LG	XP	XPA	PCT	BLK	PTS		
09/10	at Broncos	P	1	1	100.0	24	2	2	100.0	0	5	W	17-16
09/17	at Bills	P	1	1	100.0	47	1	1	100.0	0	4	L	10-38
09/24	Steelers	P	1	1	100.0	26	1	1	100.0	0	4	L	18-23
10/01	at Chargers	P	1	1	100.0	22	2	2	100.0	0	5	L	17-24
10/09	Packers	P	1	3	33.3	26	2	2	100.0	0	5	W	17-13
10/15	Patriots	P	4	4	100.0	37	1	1	100.0	0	13	W	21-17
10/22	at Bears	P	2	3	66.7	40	0	0	0.0	0	6	L	12-30
10/30	at Lions	P	0	0	0.0	0	2	2	100.0	0	2	L	14-26
11/05	Giants	P	3	3	100.0	46	3	3	100.0	0	12	W	30-6
11/12	Jets	P	3	3	100.0	54	1	1	100.0	0	10	W	16-12
11/19	at Dolphins	P	2	2	100.0	47	1	1	100.0	0	7	L	13-20
11/26	Chiefs	P	1	2	50.0	34	2	2	100.0	0	5	L	17-31
12/10	Vikings	P	0	0	0.0	0	0	0	0.0	0	0	L	0-3
12/14	Chargers	P	0	0	0.0	0	9	9	100.0	0	9	W	63-21
12/25	at Chiefs	P	2	2	100.0	35	0	0	0.0	0	6	W	20-14
12/31	at Colts	P	2	2	100.0	40	2	2	100.0	0	8	L	20-23
01/07	Broncos	P	2	2	100.0	49	3	3	100.0	0	9	W	27-14
2023 TOTALS		17	26	30	86.7	54	32	32	100.0	0	110	8-9	



ZACH CARTER

93

POSITION: Defensive Tackle/**NFL SEASON:** 3

HT/WT: 6-4/302

RAIDERS SEASON: 1

ACQUIRED: FA-'24

COLLEGE: Florida

BORN: 07/04/99

HOMETOWN: Tampa, Fla.

TRANSACTIONS: Selected by Cincinnati Bengals in the third round of the 2022 NFL Draft, April 29, 2022...Released by Bengals, Oct. 4, 2024... Signed by Las Vegas Raiders to practice squad, Oct. 10, 2024...Signed by Raiders to active roster, Oct. 21, 2024.

AT A GLANCE

- Has played in 37 career games with 16 starts, totaling 55 tackles (22 solo), one sack, two passes defended, two tackles for loss and one forced fumble.
- In 2023, played in all 17 games and recorded 23 tackles (eight), one pass defended, one tackle for loss and one forced fumble.
- Appeared in three career postseason games with Cincinnati, recording eight tackles (three).

CAREER: Joined the Raiders practice squad in Week 6 of the 2024 season after spending the previous two seasons with the Cincinnati Bengals...Signed to the Raiders active roster in Week 8...Entered the NFL as a third-round draft selection of the Bengals and spent two full seasons with the club from 2022-23...Has played in 37 career games with 16 starts and totaled 55 tackles (22 solo), one sack, two passes defended, two tackles for loss and one forced fumble...In 2024, played in four

games with two starts and recorded nine tackles (four) and 0.5 sack...In 2023, played in all 17 games with five starts and recorded 23 tackles (eight), one pass defended, one tackle for loss and one forced fumble...In 2022, played in 16 games with nine starts and recorded 23 tackles (a career-high 10 solo), 0.5 sack, one pass defended and one tackle for loss.

2024 (with Cin./LV): Appeared in four games with two starts and registered nine tackles (four solo) and 0.5 sack for the Bengals...Joined the Raiders practice squad in Week 6 and signed to the active roster in Week 8...**(9/8) vs. NE:** Recorded two tackles...**(9/15) at KC:** Recorded one tackle...**(9/23) vs. Was.:** Started at DT and recorded three tackles and 0.5 sack...**(9/29) at Car.:** Started at DT and recorded three tackles...**(10/27) vs. KC:** Inactive...**(11/3) at Cin.:** Played on defense...**(11/17) at Mia.:** Inactive...**(11/24) vs. Den.:** Appeared on defense...**(12/8) at TB:** Played on defense...**(12/16) vs. Atl.:** Finished with four tackles (two solo)...**(12/22) vs. Jac.:** Finished with two solo tackles on defense.

2023 (with Cin.): Appeared in 17 games with five starts and recorded 23 tackles (eight solo), one pass defended, one tackle for loss and one forced fumble...**(9/10) at Cle.:** Logged two tackles and one pass defended...**(9/17) vs. Bal.:** Recorded two tackles and one tackle for loss...**(9/23) vs. LAR:** Recorded one QB hit...**(10/1) at Ten.:** Logged two tackles...**(10/15) vs. Sea.:** Posted one tackle...**(10/29) at SF:** Started at DT and recorded one tackle...**(11/12) vs. Hou.:** Recorded one tackle...**(11/16) at Bal.:** Recorded one tackle...**(11/26) vs. Pit.:** Recorded four tackles and one forced fumble...**(12/4) at Jax.:** Logged one tackle...**(12/10) vs. Ind.:** Started at DT...**(12/16) vs. Min.:** Recorded one tackle and one QB hit...**(12/23) at Pit.:** Started at DT and logged three tackles...**(12/31) at KC:** Started at DT and logged two tackles (two)...**(1/7) vs. Cle.:** Started at DT and recorded two tackles (two)...

2022 (with Cin.): Played in 16 games with nine starts and registered 23 tackles (a career-high 10 solo), 0.5 sack, one tackle for loss and one pass defended...**(9/25) at NYJ:** Recorded two tackles (two)...**(9/29) vs. Mia.:** Started at DT and logged one tackle...**(10/9) at Bal.:** Started at DT and logged one solo tackle...**(10/16) at NO:** Started at DT and recorded two tackles (one)...**(10/23) vs. Atl.:** Started at DT and recorded five tackles (four)...**(10/31) at Cle.:** Started at DT and recorded five tackles (two) and one tackle for loss...**(11/6) vs. Car.:** Started at DT and recorded one tackle...**(11/20) at Pit.:** Started at DT and logged one solo tackle...**(11/27) at Ten.:** Started at DT...**(12/18) at TB:** Recorded one solo tackle...**(12/24) at NE:** Started at DT and posted two solo tackles, 0.5 sack and one QB hit...**(1/8) vs. Bal.:** Posted two tackles (one) and one pass defended.

COLLEGE: Played four seasons at Florida from 2018-21...Played in 46 games with 23 starts...Tallied 107 tackles (39 solo), 17.5 sacks, 28.5 tackles for loss, eight passes defended, two forced fumbles and one fumble recovery...As a senior in 2021, ranked ninth in the SEC in sacks (eight)...As a junior in 2020, led team in sacks (five)...Redshirted as a true freshman in 2017.

PERSONAL: Attended Hillsborough (Fla.) High School...Named first-team all-county as a senior...Tallied 149 tackles and 8.5 sacks during his sophomore and junior seasons...Also played basketball as a power forward.

SINGLE-GAME HIGHS: TACKLES: Total – 5, two times; last: 10/31/22 at Cle. Solo – 4, 10/23/22 vs. Atl. Sacks – 0.5, two times, last: 9/23/24 vs. Was. Passes Defended – 1, two times, last: 9/10/23 at Cle. Forced Fumbles – 1, 11/26/23 vs Pit.

REGULAR SEASON COMPARISON: DEFENSIVE - NEW ORLEANS SAINTS

DATE	OPP	W/L	GP/GS	TACKLES				SACK	YDS.	INT	TFL	PD	QBH	TD	MISC	
				TOT	SOLO	ASST	FF								FR	
10/16/22	CIN @ NO	W	5	2	1	1	0.0	0.0	0	0	0	0	0	0	0	
TOTALS		1/0	1/1	2	1	1	0.0	0.0	0	0	0	0	0	0	0	

ZACH CARTER'S NFL REGULAR SEASON DEFENSIVE STATISTICS

DATE	TEAM	GP	GS	TACKLES							INTERCEPTIONS						O. FUMB				ST				MISC		
				TK	S	A	TFL	YDS	SK	YDS	QBH	NO	YDS	LG	TD	PD	FF	FR	TD	YDS	TK	S	A	FF	FR	S	A
2022	Bengals	16	9	23	10	13	1	1	0.5	0.5	1	0	0	0	0	1	0	0	0	0	0	0	0	0	0	0	0
2023	Bengals	17	5	23	8	15	1	3	0.0	0.0	2	0	0	0	0	1	1	0	0	0	0	0	0	0	0	0	
2024	Bengals	4	2	9	4	5	0	0	0.5	0.5	1	0	0	0	0	0	0	0	0	0	0	0	0	0	0	0	
Went from Cincinnati to Las Vegas.																											
2024	Raiders	6	0	8	5	3	0	0	1.0	0.0	1	0	0	0	0	0	0	0	0	0	0	0	0	0	0	0	0
2024	TOTAL	10	2	17	9	8	0	0	1.5	0.5	2	0	0	0	0	0	0	0	0	0	0	0	0	0	0	0	0
NFL TOTALS		43	16	63	27	36	2	4	2.0	1.0	5	0	0	0	0	2	1	0	0	0	0	0	0	0	0	0	0

ZACH CARTER'S NFL POSTSEASON DEFENSIVE STATISTICS

DATE	TEAM	GP	GS	TACKLES							INTERCEPTIONS						O. FUMB				ST				MISC	
				TK	S	A	TFL	YDS	SK	YDS	QBH	NO	YDS	LG	TD	PD	FF	FR	TD	YDS	TK	S	A	FF	FR	S
2022	Bengals	3	2	8	3	5	0	0	0.0	0.0	0	0	0	0	0	0	0	0	0	0	0	0	0	0	0	0
NFL TOTALS		3	2	8	3	5	0	0	0.0	0.0	0	0	0	0	0	0	0	0	0	0	0	0	0	0	0	0

SINGLE-GAME HIGHS: DEFENSIVE

Total Tackles 5 at Cleveland Browns, Oct 31, 2022
 ...1 more at 5.

Sacks 1.0 at Kansas City Chiefs, Nov 29, 2024
 0.5 vs. Washington Commanders, Sep 23, 2024
 ...1 more at 0.5.

Solo Tackles 4 vs. Atlanta Falcons, Oct 23, 2022
 2 vs. Atlanta Falcons, Dec 16, 2024
 ...5 more at 2.

ZACH CARTER'S 2024 GXG REGULAR-SEASON STATISTICS (BENGALS/RAIDERS)


DATE	OPPONENT	P/S	TACKLES							INTERCEPTIONS						O. FUMB				ST				MISC		W/L	SCORE		
			TK	S	A	SK	YDS	TFL	YDS	QBH	NO	YDS	LG	TD	PD	FF	FR	TD	YDS	TK	S	A	FF	FR	S			A	
09/08	Patriots	P	2	1	1	0.0	0.0	0	0	0	0	0	0	0	0	0	0	0	0	0	0	0	0	0	0	L	10-16		
09/15	at Chiefs	P	1	0	1	0.0	0.0	0	0	0	0	0	0	0	0	0	0	0	0	0	0	0	0	0	0	L	25-26		
09/23	Commanders	S	3	2	1	0.5	0.5	0	0	1	0	0	0	0	0	0	0	0	0	0	0	0	0	0	0	L	33-38		
09/29	at Panthers	S	3	1	2	0.0	0.0	0	0	0	0	0	0	0	0	0	0	0	0	0	0	0	0	0	0	W	34-24		
10/06	Ravens		DID NOT PLAY																									L	38-41+
Went from Bengals to Raiders.																													
10/13	Steelers		PRACTICE SQUAD																									L	13-32
10/20	at Rams		PRACTICE SQUAD																									L	15-20
10/27	Chiefs		DID NOT PLAY																									L	20-27
11/03	at Bengals	P	0	0	0	0.0	0.0	0	0	0	0	0	0	0	0	0	0	0	0	0	0	0	0	0	0	L	24-41		
11/17	at Dolphins		ON INACTIVE LIST																									L	19-34
11/24	Broncos	P	0	0	0	0.0	0.0	0	0	0	0	0	0	0	0	0	0	0	0	0	0	0	0	0	0	L	19-29		
11/29	at Chiefs	P	2	2	0	1.0	0.0	0	0	1	0	0	0	0	0	0	0	0	0	0	0	0	0	0	0	L	17-19		
12/08	at Buccaneers	P	0	0	0	0.0	0.0	0	0	0	0	0	0	0	0	0	0	0	0	0	0	0	0	0	0	L	13-28		
12/16	Falcons	P	4	2	2	0.0	0.0	0	0	0	0	0	0	0	0	0	0	0	0	0	0	0	0	0	0	L	9-15		
12/22	Jaguars	P	2	1	1	0.0	0.0	0	0	0	0	0	0	0	0	0	0	0	0	0	0	0	0	0	0	W	19-14		
2024 TOTALS		10-2	17	9	8	1.5	0.5	0	0	2	0	0	0	0	0	0	0	0	0	0	0	0	0	0	0	2-13			

+ - Overtime

ZACH CARTER'S 2023 GXG REGULAR-SEASON STATISTICS (BENGALS)

DATE	OPPONENT	P/S	TACKLES							INTERCEPTIONS					O. FUMB				ST				MISC		W/L	SCORE			
			TK	S	A	SK	YDS	TFL	YDS	QBH	NO	YDS	LG	TD	PD	FF	FR	TD	YDS	TK	S	A	FF	FR			S	A	
09/10	at Browns	P	2	1	1	0.0	0.0	0	0	0	0	0	0	0	0	0	0	0	0	0	0	0	0	0	0	0	L	3-24	
09/17	Ravens	P	2	1	1	0.0	0.0	1	3	0	0	0	0	0	0	0	0	0	0	0	0	0	0	0	0	0	L	24-27	
09/25	Rams	P	0	0	0	0.0	0.0	0	0	0	1	0	0	0	0	0	0	0	0	0	0	0	0	0	0	0	W	19-16	
10/01	at Titans	P	2	0	2	0.0	0.0	0	0	0	0	0	0	0	0	0	0	0	0	0	0	0	0	0	0	0	L	3-27	
10/08	at Cardinals	P	0	0	0	0.0	0.0	0	0	0	0	0	0	0	0	0	0	0	0	0	0	0	0	0	0	0	W	34-20	
10/15	Seahawks	P	1	1	0	0.0	0.0	0	0	0	0	0	0	0	0	0	0	0	0	0	0	0	0	0	0	0	W	17-13	
10/29	at 49ers	S	1	1	0	0.0	0.0	0	0	0	0	0	0	0	0	0	0	0	0	0	0	0	0	0	0	0	W	31-17	
11/05	Bills	P	0	0	0	0.0	0.0	0	0	0	0	0	0	0	0	0	0	0	0	0	0	0	0	0	0	0	W	24-18	
11/12	Texans	P	1	0	1	0.0	0.0	0	0	0	0	0	0	0	0	0	0	0	0	0	0	0	0	0	0	0	L	27-30	
11/16	at Ravens	P	1	0	1	0.0	0.0	0	0	0	0	0	0	0	0	0	0	0	0	0	0	0	0	0	0	0	L	20-34	
11/26	Steelers	P	4	0	4	0.0	0.0	0	0	0	0	0	0	0	0	0	1	0	0	0	0	0	0	0	0	0	L	10-16	
12/04	at Jaguars	P	1	0	1	0.0	0.0	0	0	0	0	0	0	0	0	0	0	0	0	0	0	0	0	0	0	0	0	W	34-31+
12/10	Colts	S	0	0	0	0.0	0.0	0	0	0	0	0	0	0	0	0	0	0	0	0	0	0	0	0	0	0	W	34-14	
12/16	Vikings	P	1	0	1	0.0	0.0	0	0	0	1	0	0	0	0	0	0	0	0	0	0	0	0	0	0	0	0	W	27-24+
12/23	at Steelers	S	3	0	3	0.0	0.0	0	0	0	0	0	0	0	0	0	0	0	0	0	0	0	0	0	0	0	L	11-34	
12/31	at Chiefs	S	2	2	0	0.0	0.0	0	0	0	0	0	0	0	0	0	0	0	0	0	0	0	0	0	0	0	L	17-25	
01/07	Browns	S	2	2	0	0.0	0.0	0	0	0	0	0	0	0	0	0	0	0	0	0	0	0	0	0	0	0	W	31-14	
2023 TOTALS			17-5	23	8	15	0.0	0.0	1	3	2	0	0	0	0	1	1	0	0	0	0	0	0	0	0	0	0	9-8	

+ - Overtime



ANDRE CARTER II



POSITION: Defensive End

NFL SEASON: 2

HT/WT: 6-6/256

RAIDERS SEASON: 1

ACQUIRED: FA-'24

COLLEGE: Army

BORN: 03/28/00

HOMETOWN: Missouri City, Texas

2024: (12/22) vs. Jac.: Played on defense and special teams.

REGULAR SEASON COMPARISON: DEFENSIVE - NEW ORLEANS SAINTS

DATE	OPP	W/L	GP/GS	TACKLES			SACK	YDS.	INT	TFL	PD	QBH	TD	MISC	
				TOT	SOLO	ASST								FF	FR
11/12/23	MIN vs. NO	W	P	0	0	0	0.0	0.0	0	0	0	0	0	0	0
TOTALS		1/0	1/0	0	0	0	0.0	0.0	0	0	0	0	0	0	0

ANDRE CARTER II'S NFL REGULAR SEASON DEFENSIVE STATISTICS

DATE	TEAM	GP	GS	TACKLES							INTERCEPTIONS					O. FUMB				ST				MISC		
				TK	S	A	TFL	YDS	SK	YDS	QBH	NO	YDS	LG	TD	PD	FF	FR	TD	YDS	TK	S	A	FF	FR	S
2023	Vikings	12	0	2	0	2	0	0	0.0	0.0	0	0	0	0	0	0	0	0	0	0	0	0	0	0	0	0
2024	Vikings	0	0	0	0	0	0	0	0.0	0.0	0	0	0	0	0	0	0	0	0	0	0	0	0	0	0	
NFL TOTALS		12	0	2	0	2	0	0	0.0	0.0	0	0	0	0	0	0	0	0	0	0	0	0	0	0	0	

ANDRE CARTER II'S 2024 GXG REGULAR-SEASON STATISTICS (VIKINGS)


DATE	OPPONENT	P/S	TACKLES							INTERCEPTIONS					O. FUMB				ST				MISC		W/L	SCORE		
			TK	S	A	SK	YDS	TFL	YDS	QBH	NO	YDS	LG	TD	PD	FF	FR	TD	YDS	TK	S	A	FF	FR			S	A
09/08	at Giants																									W	28-6	
09/15	49ers																									W	23-17	
09/22	Texans																									W	34-7	
09/29	at Packers																									W	31-29	
10/06	Jets																									W	23-17	
10/20	Lions																									L	29-31	
10/24	at Rams																									L	20-30	
11/03	Colts																									W	21-13	
11/10	at Jaguars																									W	12-7	
11/17	at Titans																									W	23-13	
11/24	at Bears																									W	30-27+	
12/01	Cardinals																									W	23-22	
12/08	Falcons																									W	42-21	
12/16	Bears																									W	30-12	
12/22	at Seahawks																									W	27-24	
2024 TOTALS			0	0	0	0.0	0.0	0	0	0	0	0	0	0	0	0	0	0	0	0	0	0	0	0	0	0	13-2	

+ - Overtime


ANDRE CARTER II'S 2023 GXG REGULAR-SEASON STATISTICS (VIKINGS)

DATE	OPPONENT	P/S	TACKLES							INTERCEPTIONS					O. FUMB				ST					MISC		W/L	SCORE		
			TK	S	A	SK	YDS	TFL	YDS	QBH	NO	YDS	LG	TD	PD	FF	FR	TD	YDS	TK	S	A	FF	FR	S			A	
09/10	Buccaneers									ON INACTIVE LIST																	L	17-20	
09/14	at Eagles									INACTIVE																		L	28-34
09/24	Chargers	P	0	0	0	0.0	0.0	0	0	0	0	0	0	0	0	0	0	0	0	0	0	0	0	0	0	0	L	24-28	
10/01	at Panthers	P	1	0	1	0.0	0.0	0	0	0	0	0	0	0	0	0	0	0	0	0	0	0	0	0	0	0	W	21-13	
10/08	Chiefs									ON INACTIVE LIST																		L	20-27
10/15	at Bears									ON INACTIVE LIST																		W	19-13
10/23	49ers									ON INACTIVE LIST																		W	22-17
10/29	at Packers	P	0	0	0	0.0	0.0	0	0	0	0	0	0	0	0	0	0	0	0	0	0	0	0	0	0	0	W	24-10	
11/05	at Falcons	P	0	0	0	0.0	0.0	0	0	0	0	0	0	0	0	0	0	0	0	0	0	0	0	0	0	0	W	31-28	
11/12	Saints	P	0	0	0	0.0	0.0	0	0	0	0	0	0	0	0	0	0	0	0	0	0	0	0	0	0	0	W	27-19	
11/19	at Broncos	P	0	0	0	0.0	0.0	0	0	0	0	0	0	0	0	0	0	0	0	0	0	0	0	0	0	0	L	20-21	
11/27	Bears	P	0	0	0	0.0	0.0	0	0	0	0	0	0	0	0	0	0	0	0	0	0	0	0	0	0	0	L	10-12	
12/10	at Raiders	P	0	0	0	0.0	0.0	0	0	0	0	0	0	0	0	0	0	0	0	0	0	0	0	0	0	0	W	3-0	
12/16	at Bengals	P	0	0	0	0.0	0.0	0	0	0	0	0	0	0	0	0	0	0	0	0	0	0	0	0	0	0	L	24-27+	
12/24	Lions	P	0	0	0	0.0	0.0	0	0	0	0	0	0	0	0	0	0	0	0	0	0	0	0	0	0	0	L	24-30	
12/31	Packers	P	1	0	1	0.0	0.0	0	0	0	0	0	0	0	0	0	0	0	0	0	0	0	0	0	0	0	L	10-33	
01/07	at Lions	P	0	0	0	0.0	0.0	0	0	0	0	0	0	0	0	0	0	0	0	0	0	0	0	0	0	0	L	20-30	
2023 TOTALS		12-0	2	0	2	0.0	0.0	0	0	0	0	0	0	0	0	0	0	0	0	0	0	0	0	0	0	7-10			

+ - Overtime



K'LAVON CHAISSON



POSITION: Defensive End

NFL SEASON: 5

HT/WT: 6-3/245

RAIDERS SEASON: 1

ACQUIRED: FA-'24

COLLEGE: LSU

BORN: 07/25/99

HOMETOWN: Houston, Texas

TRANSACTIONS: Selected by Jacksonville Jaguars in the first round (20th overall) of the 2020 NFL Draft, April 24, 2020...Signed by Carolina Panthers as an unrestricted free agent, March 15, 2024...Released by Panthers, Sept. 3, 2024...Signed by Las Vegas Raiders to practice squad, Sept. 9, 2024.

AT A GLANCE

- Has played in 57 games with 11 starts over four seasons with the Jacksonville Jaguars (2020-23), compiling 72 tackles (47 solo), five sacks, two passes defended and 11 tackles for loss.
- Last season, played in 17 games and registered a career-high two sacks in addition to 13 tackles, one pass defended and four tackles for loss.
- In 2021, totaled a career-high 31 tackles (20) to go along with one sack and three tackles for loss.

CAREER: Veteran defensive lineman has appeared in 57 career games with 11 starts over his first four NFL seasons...Has compiled 72 tackles (47), five sacks, two passes defended and 11 tackles for loss...In 2023, played in 17 games and recorded 13 tackles (nine), one pass defended, four tackles for loss and a career-high two sacks...In 2022, played in nine games and posted nine tackles (six), one sack and one tackle for loss...In 2021, played in 15 games with eight starts and recorded a career-high 31 tackles (20) in addition to one sack and three

tackles for loss...As a rookie in 2020, played in 16 games with three starts and finished with 19 tackles (12), one sack, one pass defended and three tackles for loss.

2024: (9/15) at Bal.: Saw limited action on defense...**(10/6) at Den.:** Recorded an assisted tackle on defense...**(10/13) vs. Pit.:** Tallied one tackle, 1.0 sack, one tackle for loss and one quarterback hit...**(10/20) at LAR:** Totaled two tackles (one solo)...**(10/27) vs. KC:** Finished with four tackles (three solo) and one quarterback hit...**(11/3) at Cin.:** Totaled one solo tackle on defense...**(11/17) at Mia.:** Finished with one solo tackle and one tackle for loss...**(11/24) vs. Den.:** Played on defense...**(12/8) at TB:** Finished with four total tackles (three solo), 0.5 sack, one tackle for loss, one quarterback hit, one pass defended and one interception...Became the fourth Raiders player with an interception and sack involvement (at least 0.5 of a sack) in a game over the last 10 seasons...The others were Robert Spillane (last season), Khalil Mack (2016) and Malcolm Smith (2015). Smith was the last to do it in a road game (at LAC)...**(12/16) vs. Atl.:** Posted five tackles (one solo) and one tackle for loss...**(12/22) vs. Jac.:** Finished with two tackles (two solo), 1.0 sack, one tackle for loss, one quarterback hit and one pass defended, reaching 4.0 sacks on the season, including 3.0 sacks over the last four games, tied for the sixth most in the NFL over that span.

2023 (with Jax.): Appeared in 17 games and recorded 13 tackles (nine solo), one pass defended, four tackles for loss and a career-high two sacks...**(9/10) at Ind.:** Saw action at outside linebacker and on special teams in season opener...**(9/17) vs. KC:** Posted one sack for a seven-yard loss and added two tackles...**(9/24) vs. Hou:** Recorded one tackle and one quarterback hit...**(10/1) vs. Atl.:** Posted one quarterback hit...Saw action on special teams...**(10/8) at Buf.:** Recorded one tackle and saw action on special teams...**(10/15) vs. Ind.:** Posted one tackle and 1.0 sack for a four-yard loss...**(10/19) at NO:** Saw action on defense and on special teams...**(10/29) at Pit.:** Recorded one tackle, one quarterback hit and one pass defended...**(11/12) vs. SF:** Posted one tackle...**(11/19) vs. Ten.:** Recorded one tackle and saw action on special teams...**(11/26) at Hou.:** Recorded one quarterback hit and saw action on special teams...**(12/4) vs. Cin.:** Posted two tackles for loss and one quarterback hit...**(12/10) at Cle.:** Saw action at outside linebacker and on special teams...**(12/17) vs. Bal.:** Recorded one tackle and one quarterback hit...**(12/24) at TB:** Posted two tackles (one)...**(12/31) vs. Car.:** Saw action on defense and on special teams...**(1/7/24) at Ten.:** Saw action on defense and on special teams

2022 (with Jax.): Played in nine games and recorded nine tackles (six solo), one sack and one tackle for loss...**(9/11) at Was.:** Recorded one tackle and one special teams tackle...**(9/18) vs. Ind.:** Saw action on defense and special teams and recorded one tackle...**(9/25) at LAC:** Saw action on defense and special teams...**(10/9) vs. Hou.:** Saw action on defense and special teams...Left the game early with a knee injury...**(12/11) at Ten.:** Returned to action on defense and special teams after missing the previous seven games with a knee injury...Recorded one tackle...**(12/18) vs. Dal.:** Saw action on defense and special teams...**(12/22) at NYJ:** Recorded one tackle...**(1/1/23) at Hou.:** Posted four tackles (three) and one sack...**(1/7/23) vs. Ten.:** Saw action on defense and special teams and recorded one tackle...**Postseason: (1/14/23) vs. LAC:** Saw action on defense and special teams and recorded one tackle...**(1/21/23) at KC:** Recorded one tackle on defense and added one tackle on special teams.

2021 (with Jax.): Played in 15 games with eight starts and totaled a career-high 31 tackles (20 solo) in addition to one sack and three tackles for loss...**(9/12) at Hou.:** Started at outside linebacker and recorded two tackles...**(9/19) vs. Den:** Recorded three tackles (one)...**(9/26) vs. Ari.:** Started at outside linebacker and finished with three tackles (two)...**(9/30) at Cin:** Posted one tackle...**(10/10) vs. Ten.:** Started at outside linebacker and registered a career-high six tackles, including one sack and two tackles for loss...**(10/17) vs. Mia.:** Saw action on defense...**(10/31) at Sea.:** Started at outside linebacker and recorded two tackles...**(11/7) vs. Buf.:** Saw action on defense...**(11/14) at Ind.:** Recorded two tackles...**(11/21) vs. SF:** Started at outside linebacker and recorded four tackles (three)...**(11/28) vs. Atl.:** Started at outside linebacker...**(12/5) at LAR:** Posted one tackle...**(12/12) at Ten.:** Recorded two tackles and one tackle for loss...**(12/19) vs. Hou.:** Started at outside linebacker and recorded two tackles...**12/26 at NYJ:** Started at outside linebacker and posted two tackles.

2020 (with Jax.): Appeared in 16 games with three starts and totaled 19 tackles (12 solo), three tackles for loss, one sack, and one pass defended...**(9/13) vs. IND.:** Saw action in his NFL debut and posted two tackles (one)...**(9/20) at Ten.:** Posted two tackles and notched his first career sack...**(10/11) at Hou.:** Made his first career start at defensive end and tallied one tackle and one pass

defensed...(10/25) at LAC: Posted one tackle...(11/22) vs. Pit.: Recorded two tackles and one tackle for loss...(12/6) at Min.: Posted two tackles and two quarterback hits...(12/20) at Bal.: Recorded one tackle for loss...(12/27) vs. Chi.: Made two tackles (one)...(1/3/21) at Ind: Posted a season-high three tackles (two).

COLLEGE: Played in 26 games with 17 starts over three seasons at LSU (2017-19)...Finished with 92 tackles, 19 tackles for loss and 9.5 sacks...Named First Team All-SEC in 2019 and Freshman All-SEC in 2017...In 2019, started 13 games at outside linebacker and registered 60 tackles, 13.5 tackles for loss and 6.5 sacks... Led team in both tackles for loss and sacks...Earned first team All-SEC honors...Played in one game as a sophomore after suffering a season-ending injury...As a freshman in 2017, played in 12 games with three starts...Became the eighth LSU true freshman since 2000 to start a season opener...Finished with 27 tackles, two sacks and 4.5 tackles for loss.

SINGLE-GAME HIGHS: TACKLES: Total – 6, last: 10/10/21 vs. Ten. Solo – 3, three times; last: 1/1/23 at Hou. Sacks – 1, five times; last: 10/15/23 vs. Ind. Passes Defensed – 1, two times; last: 10/29/23 at Pit. Tackles for loss – 2, two times; last: 12/4/23 vs. Cin.

K'LAVON CHAISSON'S NFL REGULAR SEASON DEFENSIVE STATISTICS

DATE	TEAM	GP	GS	TACKLES							INTERCEPTIONS						O. FUMB				ST				MISC							
				TK	S	A	TFL	YDS	SK	YDS	QBH	NO	YDS	LG	TD	PD	FF	FR	TD	YDS	TK	S	A	FF	FR	S	A					
2020	Jaguars	16	3	19	12	7	3	13	1.0	8.0	9	0	0	0	0	1	0	0	0	0	0	0	0	0	0	0	0	0	0	0	0	0
2021	Jaguars	15	8	31	20	11	3	5	1.0	2.0	4	0	0	0	0	0	0	0	0	0	0	0	0	0	0	0	0	0	0	0	0	
2022	Jaguars	9	0	9	6	3	1	9	1.0	9.0	2	0	0	0	0	0	0	0	0	0	0	1	1	0	0	0	0	0	0	0	0	
2023	Jaguars	17	0	13	9	4	4	18	2.0	11.0	8	0	0	0	0	1	0	0	0	0	0	0	0	0	0	0	0	0	0	0	0	
2024	Raiders	13	4	28	16	12	6	31	4.0	28.5	7	1	0	0	0	2	0	0	0	0	0	0	0	0	0	0	0	0	0	0	0	
NFL TOTALS		70	15	100	63	37	17	76	9.0	58.5	30	1	0	0	0	4	0	0	0	0	0	1	1	0	0	0	0	0	0	0	0	

K'LAVON CHAISSON'S NFL POSTSEASON DEFENSIVE STATISTICS

DATE	TEAM	GP	GS	TACKLES							INTERCEPTIONS						O. FUMB				ST				MISC						
				TK	S	A	TFL	YDS	SK	YDS	QBH	NO	YDS	LG	TD	PD	FF	FR	TD	YDS	TK	S	A	FF	FR	S	A				
2022	Jaguars	2	0	2	1	1	0	0	0.0	0.0	0	0	0	0	0	0	0	0	0	0	0	1	0	1	0	0	0	0	0	0	0
NFL TOTALS		2	0	2	1	1	0	0	0.0	0.0	0	0	0	0	0	0	0	0	0	0	1	0	1	0	0	0	0	0	0	0	

SINGLE-GAME HIGHS: DEFENSIVE

Total Tackles	6 vs. Tennessee Titans, Oct 10, 2021 5 vs. Atlanta Falcons, Dec 16, 2024	Tackles For Loss	2 vs. Cincinnati Bengals, Dec 04, 2023 ...1 more at 2.
Solo Tackles	3 at Tampa Bay Buccaneers, Dec 08, 2024 ...4 more at 3.	Interceptions	1 at Tampa Bay Buccaneers, Dec 08, 2024
Sacks	1.5 at Kansas City Chiefs, Nov 29, 2024 1.0 vs. Jacksonville Jaguars, Dec 22, 2024 ...6 more at 1.0.	Special Teams Tackles	1 at Washington Commanders, Sep 11, 2022
Passes Defensed	1 vs. Jacksonville Jaguars, Dec 22, 2024 ...3 more at 1.		

SINGLE-GAME HIGHS - POSTSEASON: DEFENSIVE

Total Tackles	1 at Kansas City Chiefs, Jan 21, 2023 ...1 more at 1.	Solo Tackles	1 vs. Los Angeles Chargers, Jan 14, 2023
----------------------	--	---------------------	--

K'LAVON CHAISSON'S 2024 GXG REGULAR-SEASON STATISTICS (RAIDERS)

DATE	OPPONENT	P/S	TACKLES							INTERCEPTIONS						O. FUMB				ST				MISC		W/L	SCORE	
			TK	S	A	SK	YDS	TFL	YDS	QBH	NO	YDS	LG	TD	PD	FF	FR	TD	YDS	TK	S	A	FF	FR	S			A
09/08	at Chargers		NOT ON ROSTER																							L	10-22	
09/15	at Ravens		PRACTICE SQUAD																							W	26-23	
09/22	Panthers		PRACTICE SQUAD																							L	22-36	
09/29	Browns		PRACTICE SQUAD																							W	20-16	
10/06	at Broncos		PRACTICE SQUAD																							L	18-34	
10/13	Steelers	P	1	1	0	1.0	9.0	1	9	1	0	0	0	0	0	0	0	0	0	0	0	0	0	0	0	0	L	13-32
10/20	at Rams	P	2	1	1	0.0	0.0	0	0	0	0	0	0	0	0	0	0	0	0	0	0	0	0	0	0	0	L	15-20
10/27	Chiefs	S	4	2	2	0.0	0.0	0	0	1	0	0	0	0	0	0	0	0	0	0	0	0	0	0	0	L	20-27	
11/03	at Bengals	S	1	1	0	0.0	0.0	0	0	0	0	0	0	0	0	0	0	0	0	0	0	0	0	0	0	L	24-41	
11/17	at Dolphins	S	1	1	0	0.0	0.0	1	2	0	0	0	0	0	0	0	0	0	0	0	0	0	0	0	0	L	19-34	
11/24	Broncos	P	0	0	0	0.0	0.0	0	0	0	0	0	0	0	0	0	0	0	0	0	0	0	0	0	0	L	19-29	
11/29	at Chiefs	P	3	1	2	1.5	8.5	1	6	3	0	0	0	0	0	0	0	0	0	0	0	0	0	0	0	L	17-19	
12/08	at Buccaneers	P	4	3	1	0.5	0.0	1	1	1	1	0	0	0	1	0	0	0	0	0	0	0	0	0	0	L	13-28	
12/16	Falcons	P	5	1	4	0.0	0.0	1	2	0	0	0	0	0	0	0	0	0	0	0	0	0	0	0	0	L	9-15	
12/22	Jaguars	S	2	2	0	1.0	11.0	1	11	1	0	0	0	1	0	0	0	0	0	0	0	0	0	0	0	W	19-14	
2024 TOTALS		10-4	23	13	10	4.0	28.5	6	31	7	1	0	0	0	2	0	0	0	0	0	0	0	0	0	0	3-12		

K'LAVON CHAISSON'S 2023 GXG REGULAR-SEASON STATISTICS (JAGUARS)

DATE	OPPONENT	P/S	TACKLES								INTERCEPTIONS					O. FUMB				ST				MISC		W/L	SCORE									
			TK	S	A	SK	YDS	TFL	YDS	QBH	NO	YDS	LG	TD	PD	FF	FR	TD	YDS	TK	S	A	FF	FR	S			A								
09/10	at Colts	P	0	0	0	0.0	0.0	0	0	0	0	0	0	0	0	0	0	0	0	0	0	0	0	0	0	0	0	0	0	0	0	0	0	0	W	31-21
09/17	Chiefs	P	2	1	1	1.0	7.0	1	7	1	0	0	0	0	0	0	0	0	0	0	0	0	0	0	0	0	0	0	0	0	0	0	L	9-17		
09/24	Texans	P	1	1	0	0.0	0.0	0	0	0	1	0	0	0	0	0	0	0	0	0	0	0	0	0	0	0	0	0	0	0	0	0	0	L	17-37	
10/01	Falcons	P	0	0	0	0.0	0.0	0	0	0	1	0	0	0	0	0	0	0	0	0	0	0	0	0	0	0	0	0	0	0	0	0	0	W	23-7	
10/08	at Bills	P	1	0	1	0.0	0.0	0	0	0	0	0	0	0	0	0	0	0	0	0	0	0	0	0	0	0	0	0	0	0	0	0	0	W	25-20	
10/15	Colts	P	1	1	0	1.0	4.0	1	4	1	0	0	0	0	0	0	0	0	0	0	0	0	0	0	0	0	0	0	0	0	0	0	0	W	37-20	
10/19	at Saints	P	0	0	0	0.0	0.0	0	0	0	0	0	0	0	0	0	0	0	0	0	0	0	0	0	0	0	0	0	0	0	0	0	0	W	31-24	
10/29	at Steelers	P	1	1	0	0.0	0.0	0	0	0	1	0	0	0	0	1	0	0	0	0	0	0	0	0	0	0	0	0	0	0	0	0	0	W	20-10	
11/12	49ers	P	1	1	0	0.0	0.0	0	0	0	0	0	0	0	0	0	0	0	0	0	0	0	0	0	0	0	0	0	0	0	0	0	0	L	3-34	
11/19	Titans	P	1	0	1	0.0	0.0	0	0	0	0	0	0	0	0	0	0	0	0	0	0	0	0	0	0	0	0	0	0	0	0	0	0	W	34-14	
11/26	at Texans	P	0	0	0	0.0	0.0	0	0	0	1	0	0	0	0	0	0	0	0	0	0	0	0	0	0	0	0	0	0	0	0	0	0	W	24-21	
12/04	Bengals	P	2	2	0	0.0	0.0	2	7	1	0	0	0	0	0	0	0	0	0	0	0	0	0	0	0	0	0	0	0	0	0	0	0	L	31-34+	
12/10	at Browns	P	0	0	0	0.0	0.0	0	0	0	0	0	0	0	0	0	0	0	0	0	0	0	0	0	0	0	0	0	0	0	0	0	0	L	27-31	
12/17	Ravens	P	1	1	0	0.0	0.0	0	0	0	1	0	0	0	0	0	0	0	0	0	0	0	0	0	0	0	0	0	0	0	0	0	0	L	7-23	
12/24	at Buccaneers	P	2	1	1	0.0	0.0	0	0	0	0	0	0	0	0	0	0	0	0	0	0	0	0	0	0	0	0	0	0	0	0	0	0	L	12-30	
12/31	Panthers	P	0	0	0	0.0	0.0	0	0	0	0	0	0	0	0	0	0	0	0	0	0	0	0	0	0	0	0	0	0	0	0	0	0	W	26-0	
01/07	at Titans	P	0	0	0	0.0	0.0	0	0	0	0	0	0	0	0	0	0	0	0	0	0	0	0	0	0	0	0	0	0	0	0	0	0	L	20-28	
2023 TOTALS		17-0	13	9	4	2.0	11.0	4	18	8	0	0	0	0	1	0	0	0	0	0	0	0	0	0	0	0	0	0	0	0	9-8					

+ - Overtime



AJ COLE



POSITION: Punter

NFL SEASON: 6

HT/WT: 6-4/220

RAIDERS SEASON: 6

ACQUIRED: UDFA -'19

COLLEGE: North Carolina State

BORN: 11/27/95

HOMETOWN: College Park, Ga.

TRANSACTIONS: Signed by Oakland Raiders as an undrafted free agent, May 6, 2019.

AT A GLANCE

- ✔ Earned his third-straight Pro Bowl selection and First Team All-Pro in 2023 after finishing with a league-leading 45.1 net punting average, the best average in a single season in Raiders history (since 1976). He also logged 16 punts of 60+ yards in 2023, passing Shane Lechler (14 in 2008 and 2011) for the most 60-plus yard punts in a single season in Raiders history.
- ✔ Established an NFL record in 2023, notching the highest single-game punting average in NFL history (63.6), punting five times for 318 yards in Week 9.
- ✔ Owns the longest punt in Raiders history and tied for the fourth longest punt in the NFL since 2000 – an 83-yard punt in Week 14 of 2023.
- ✔ Owns a 48.2 gross punting average since entering the league in 2019, tied for the best mark in the NFL over that span. Also has 47 punts of 60+ yards since 2019, tied for the most in the league over that span.

CAREER: Punter enters his sixth year with the Silver and Black, making the team after participating on a tryout basis at the team's rookie mini-camp in 2019...In 2023, Cole finished with a league-leading 45.1 net punting average, the best average in a single season in Raiders history (since 1976), earning him his third-straight Pro Bowl appearance and an Associated Press first team All-Pro selection...Also ranked tied for second in the NFL in gross punting average in 2023 (50.4)...Logged 16 punts of 60-plus yards in 2023, passing Shane Lechler (14 in 2008 and 2011) for the most 60+ yard punts in a single season in Raiders history...In 2022, finished fourth in the NFL with a 48.9 gross punting average on 59 punts and was named to his second career Pro Bowl...In 2021, earned his first Pro Bowl selection after leading the NFL with a 50.0 yard average on 64 punts and placing 28 inside the 20-yard line...In 2020, appeared in all 16

contests for the second consecutive season and set a career high with an average of 40.1 net yards per punt...As a rookie in 2019, set rookie club records for punting average (46.0), net average (39.4) and punts downed inside the 20-yard line (33)...Career totals include 83 games played with 309 punts for 14,889 yards (48.2 avg.), a net average of 42.4 yards and 141 punts downed inside the 20-yard line with a long of 83 yards.

2024: (9/8) at LAC: Punted five times for 265 yards (53.0 avg.), including a 62-yard punt...Downed three punts inside the 20-yard line...**(9/15) at Bal.:** Punted three times for 128 yards (42.7 avg.), with a 54 long...**(9/22) vs. Car.:** Punted five times for 261 yards (52.2 avg.), including three downed inside the 20-yard line and a 58-yard long...**(9/29) vs. Cle.:** Punted four times for 232 yards (58.0 avg.), including a 66-yard punt and a 67-yard punt...Downed two punts inside the 20-yard line...**(10/6) at Den.:** Punted five times for 267 yards (53.4 avg.) and downed two punts inside the 20-yard line...**(10/13) vs. Pit.:** Punted three times for 170 yards (56.7 avg.)...**(10/20) at LAR:** Punted four times, including one inside the 20, for a 47.5 average with a 56 long...**(10/27) vs. KC:** Punted two times for 128 yards and a 51. net average...**(11/3) at Cin.:** Punted five times for 280 yards (56.0 avg.) and downed three punts inside the 20-yard line...Notched two punts of 60+ yards in the game, his 17th career game with multiple punts of 60+ yards, the most in the NFL since 2019 and the third most in the NFL since 2000, passing Jon Ryan (16), and reached his 50th career game with multiple punts downed inside the 20-yard line, the second most in the NFL since 2019. Cole's 50 games are also tied for the 7th most in the NFL since 2000 among players in their first six seasons...**(11/17) at Mia.:** Punted one time for 54 yards...**(11/24) vs. Den.:** Punted four times for 190 yards (47.5 avg.) and downed two punts inside the 20-yard line, reaching his 51st career game with multiple punts downed inside the 20-yard line, the second most in the NFL since 2019...His 51 games are also tied for the sixth most in the NFL since 2000 among players in their first six seasons...He also completed a 34-yard pass to LB Divine Deablo on a fake punt in the second quarter for a first down, his first career completion...His 34-yard completion was also the longest by a punter in the NFL since Pat O'Donnell completed a 38-yard pass to Benny Cunningham for the Bears on October 9, 2017...**(12/8) at TB:** Punted four times for 177 yards (44.3 avg.) and a long of 51...**(12/16) vs. Atl.:** Punted five times, (one blocked) for a total 159 yards and a 29.4 net average...**(12/22) vs. Jac.:** Punted six times for 285 yards (47.5 avg.), including one 60-yard punt and three punts downed inside the 20-yard line...Reached 14 punts of 60+ yards in 2024, tied for the second most in the NFL...His 61 punts of 60+ yards since entering the league rank second in the NFL over that span at the Week 16 mark.

2023: Led the league in net punting average (45.1), earning him his third-straight Pro Bowl appearance and garnering an Associated Press first team All-Pro selection... Also ranked tied for second in the NFL in gross punting average in 2023 (50.4)... Logged 16 punts of 60-plus yards in 2023, the second most in the NFL and passed Shane Lechler (14 in 2008 and 2011) for the most 60-plus yard punts in a single season in Raiders history...**(9/10) at Den.:** Totaled 49 yards on one punt...**(9/17) at Buf.:** Totaled 149 yards on three punts (49.7 avg.), placing two punts inside the 20 yard-yard line...**(9/24) vs. Pit.:** Punted five times for 262 yards (52.4 avg.)...**(10/1) at LAC:** Punted five times for 269 yards (53.8 avg.), including a long of 70 yards and three punts downed inside the 20-yard line...Now has 35 punts of 60+ yards since entering the league in 2019, tied for the most in the NFL over that span (Corey Bojorquez, 35)...**(10/9) vs. GB:** Punted four times for 189 yards (47.3 avg.), including a long of 55 yards and four punts downed inside the 20-yard line...**(10/15) vs. NE:** Totaled 103 yards on two punts (51.5 avg.) and had one punt downed inside the 20-yard line...**(10/22) at Chi.:** Punted twice for 82 yards (41.0 avg.) and downed both punts inside the 20-yard line...**(10/30) at Det.:** Punted five times for 242 yards (48.4 avg.) and downed two punts inside the 20-yard line...**(11/5) vs. NYG:** Punted five times for 318 yards (63.6 avg.) and downed one punt inside the 20-yard line...Averaged 63.6 yards per punt in the game, the highest single-game punting average in NFL history (min. four punts)...**(11/12) vs. NYJ:** Punted five times for 253 yards (50.6 avg.) and downed three punts inside the 20-yard line...Booted two punts over 60 yards...**(11/19) at Mia.:** Punted six times for 315 yards (52.5 avg.) and downed two punts inside the 20-yard line...Logged a 61-yard punt in the second quarter...**(11/26) vs. KC:** Punted three times for 117 yards (39.0 avg.) and a 51 long...**(12/10) vs. Min.:** Logged eight punts for 433 yards (54.1 avg.) with an 83 long and two touchbacks...His 83-yard punt is the longest punt in Raiders history and tied for the fourth longest punt in the NFL since 2000...**(12/14) vs. LAC:** Punted six times for 310

yards (51.7 avg.) with a 68-yard long and two touchbacks...**(12/25) at KC:** Punted six times for 271 yards (45.2 avg.), with three punts inside the 20-yard line and a 50-yard long...**(12/31) at Ind.:** Punted six times for a total 187 yards (37.4 avg.) and a 56 long...**(1/7/24) vs. Den.:** Punted four times for 234 yards (58.5 avg.) and downed one punt inside the 20-yard line.

2022: Earned his second Pro Bowl selection, finishing fourth in the NFL with a 48.9 gross punting average on 59 punts, while his 43.9 net punting average ranked fifth in the league (min. 50 attempts)...Downed 20.3 percent of his punts (12) inside the 10-yard line this season, the fifth-best percentage in the NFL...His five punts downed inside the 5-yard line (8.5 percent) ranked second in the league...**(9/11) at LAC:** Netted 106 yards (53 avg.) on two punts, downing one punt inside the 20-yard line, with a 56-yard long...**(9/18) vs. Ari.:** Totaled three punts for 161 yards (53.7 avg.) with a 66-yard long...**(9/25) at Ten.:** Recorded 144 yards (48.0 avg.) on three punts, placing two inside the 20-yard line...**(10/2) vs. Den.:** Totaled 215 yards on four punts, averaging 53.8 yards...**(10/10) at KC:** Punted two times for 104 yards (52 avg.) with a 60-yard long...**(10/23) vs. Hou.:** Averaged 46.5 yards on two punts with a 50-yard long...**(10/30) at NO:** Punted five times for 229 yards (45.8 avg.) with a 54-yard long...**(11/6) at Jac.:** Totaled 196 yards on four punts (49.0 avg.), downing three inside the 20-yard line...**(11/13) vs. Ind.:** Netted 294 yards (53.4 avg.) on five punts with a season-high 67-yard long...**(11/20) at Den.:** Averaged 46.8 yards on four punts...**(11/27) at Sea.:** Totaled 91 yards on two punts with a 50-yard long...**(12/4) vs. LAC:** Averages 34.5 yards on four punts, downing two inside the 20-yard line...**(12/8) at LAR:** Punted three times for 148 yards (49.3 avg.) with a 64-yard long...**(12/18) vs. NE:** Punted a season-high seven times for 324 yards (46.3 avg.)...Downed two punts inside the 20-yard line...**(12/24) at Pit.:** Averages 41.6 yards on five punts...**(1/1/23) vs. SF:** Totaled 81 yards on two punts (40.5 avg.)...**(1/7/23) vs. KC:** Averaged 61.0 yards on two punts, downing one inside the 20-yard line.

2021: Earned his first Pro Bowl selection, averaging 50.0 yards on 64 punts and placing 28 inside the 20-yard line...Led the NFL with 50.0 yard average, which also ranked eighth in NFL history...**(9/13) vs. Bal.:** Averaged 52.7 yards, placing two punts inside the 20-yard line...**(9/19) at Pit.:** Averaged 47.5 yards, placing two punts inside the 20-yard line...**(9/26) vs. Mia.:** Averaged 54.0 yards, placing two punts inside the 20-yard line...**(10/4) at LAC:** Averaged 51.2 yards and placed one punt inside the 20-yard line...**(10/10) vs. Chi.:** Averaged 56.0 yards in the contest...Also recorded a season-high three punts inside the 20-yard line...**(10/17) at Den.:** Averaged a career-high 57.0 yards, placing two punts inside the 20-yard line...Recorded a 71-yard punt, marking the second-longest of his career...**(10/24) vs. Phi.:** Averaged 47.0 yards in the win, placing one punt inside the 20-yard line...**(11/7) at NYG:** Averaged 50.0 yards on the day...**(11/14) vs. KC:** Punted five times for 250 yards (50.0 avg.), placing one punt inside the 20-yard line...Added one tackle and one forced fumble...**(11/21) vs. Cin.:** Averaged 46.5 yards, placing two punts inside the 20-yard line...**(11/25) at Dal.:** Averaged 48.6 yards, placing four punts inside the 20-yard line...**(12/5) vs. Was.:** Averaged 50.5 yards and placed two punts inside the 20-yard line...**(12/12) at KC:** Averaged 50.0 yards on three punts...**(12/20) at Cle.:** Averaged 44.3 yards in the win, placing one punt inside the 20-yard line...**(12/26) vs. Den.:** Averaged 42.5 yards on two punt, both of which were placed inside the 20-yard line...**(1/2/22) at Ind.:** Averaged 52.0 yards on two punts with one punt placed inside the 20-yard line...**(1/9/22) vs. LAC:** Averaged 45.3 yards on four punts in the win, placing two punts inside the 20-yard line...**Postseason: (1/15/22) at Cin.:** Averaged 49.5 yards on two punts in is first postseason appearance.

2020: Played in 16 games and recorded 44 punts for 1,939 yards (44.1 avg.)...Finished tied for 16th in the NFL with 20 punts placed inside the 20-yard line, while his percentage of punts downed inside the 20-yard line (45.5 percent) ranked fourth in the league...His 133 opponent punt return yards allowed ranked seventh-fewest in the NFL...**(9/13) at Car.:** Punted three times for 127 yards (42.3 avg.) with a long of 52 yards...**(9/21) vs. NO:** Punted two times for 80 yards with a long of 44 yards...**(9/27) at NE:** Punted three times for 136 yards (45.3 avg.), placing one punt inside the 20-yard line...**(10/4) vs. Buf.:** Punted one time for 57 yards...**(10/11) at KC:** Punted two times for 106 yards (53.0 avg.), placing one punt inside the 20-yard line...**(10/25) vs. TB:** Punted three times for 121 yards (40.3 avg.), placing two punts inside the 20-yard line...**(11/1) at Cle.:** Punted one time for 56 yards, placing the punt inside the 20-yard line...**(11/8) at LAC:** Punted four times for 150 yards (37.5 avg.), placing two punts inside the 20-yard line...**(11/15) vs. Den.:** Punted four times for 174 yards (43.5 avg.), placing a season-high three punts inside the 20-yard line...**(11/22) vs. KC:** Punted two times for 73 yards (36.5 avg.), placing one punt inside the 20-yard line...**(11/29) at Atl.:** Punted a season-high five times for 243 yards (48.6 avg.) with a long of 63 yards...Tied his season-high by placing three punts inside the 20-yard line, while his 63-yard punt marked a new season-long...**(12/6) at NYJ:** Punted three times for 129 yards (43.0 avg.), placing two punts inside the 20-yard line...**(12/13) vs. Ind.:** Punted one time for 47 yards...**(12/17) vs. LAC:** Punted two times for 75 yards (37.5 avg.) with a 56-yard long...**(12/26) vs. Mia.:** Punted four times for 168 yards (42.0 avg.) with a 58-yard long, placing two punts inside the 20-yard line...**(1/3/21) at Den.:** Punted four times for 199 yards (49.8 avg.), placing two punts inside the 20-yard line...His 49.8 average was his highest of the season in games with multiple punts.

2019: Played all 16 games in his rookie season and set rookie club records in punting average (46.0), net average (39.4 avg.) and punts downed inside the 20-yard line (33)...Totaled 67 punts for 3,081 yards...Led the league from Weeks 11-17 with 18 punts downed inside the 20-yard line, while his 33 total for the year tied P Shane Lechler for third-most in franchise history and ranked fifth in the NFL...Also booted a 74-yard punt, the third-longest punt in team history, sixth-longest by a rookie in NFL history and third-longest overall in 2019...**(9/9) vs. Den.:** Averaged 44.7 yards on three punts with a 52-yard long, placing one punt inside the 20-yard line in his NFL debut...**(9/15) vs. KC:** Totaled 264 yards on six punts for a 44-yard average and a long of 60 yards...**(9/22) at Min.:** Averaged a season-best 54.3 yards on four punts with a net average of 49.0 yards per punt...Tied a career-long with a 60-yarder, placing two punts inside the 20-yard line...**(9/29) at Ind.:** Punted five times for 253 yards (50.6 avg.) with a long of 59 yards, placing three punts inside the 20-yard line...**(10/6) vs. Chi.:** Averaged 42.5 yards on four punts, placing one punt inside the 20-yard line...**(10/20) at GB:** Punted two times for 106 yards (53.0 avg.) with a long of 59 yards, placing both punts inside the 20-yard line...**(10/27) at Hou.:** Punted six times for 292 yards (48.7 avg.) with a long of 57 yards, placing three punts inside the 20-yard line...**(11/3) vs. Det.:** Punted two times for 96 yards (48.0 avg.) with a long of 52 yards...**(11/7) vs. LAC:** Punted four times for 170 yards (42.5 avg.) with a long of 50 yards, placing one punt inside the 20-yard line...**(11/17) vs. Cin.:** Averaged 42.3 yards on five punts with a 50-yard long, placing one punt inside the 20-yard line...**(11/24) at NYJ:** Punted a career-high seven times for 315 yards (45.0 avg.) with a long of 57 yards, while placing four punts inside the 20-yard line...**(12/1) at KC:** Averaged 38.5 yards on two punts, placing one punt inside the 20-yard line...**(12/8) vs. Ten.:** Totaled 221 yards on five punts for a 44.2 average, placing four punts

inside the 20-yard line...**(12/15) vs. Jac.:** Punted four times for 167 yards (41.8 avg.) with a long of 52 yards, placing three punts inside the 20-yard line...**(12/22) at LAC:** Punted five times for 259 yards (51.8 avg.) with a career long of 74 yards, placing three punts inside the 20-yard line...His 74-yard punt was the third-longest in the NFL this season and longest for Raiders players since Lechler's 76-yarder at KC on Dec. 24, 2011...**(12/29) at Den.:** Punted three times for 124 yards (41.3 avg.) with a long of 49 yards...Placed two punts inside the 20-yard line, tying Lechler for third-most punts inside the 20-yard line in a single season in franchise history (33).

COLLEGE: Four-year letterman at North Carolina State (2015-18), appearing in 52 career games...Finished collegiate career ranked second in program history in punting yards (9,288) and third in punts (220)...Also ranked third in the program record book with a 42.2-yard punting average...Had 89 career punts downed inside the 20-yard line...As a senior, punted 49 times for 2,076 yards (42.4 avg.), marking fourth-straight year eclipsing the 2,000-yard mark...Had 22 punts downed inside the 20-yard line...Semifinalist for the Wuerffel Trophy, presented annually to the player "who best combines exemplary community service with athletic and academic achievement"...As a junior, averaged 43.7 yards per punt, which ranked fifth in the ACC and marked the fifth-best single-season average in program history...Totaled 54 punts for 2,358 yards and set a career best by notching 18 punts of 50-or-more yards...Had two punts of 60-plus yards...Named to the preseason watch list for the Ray Guy Award...Finalist for the Wuerffel Trophy...Named to the Allstate AFCA Good Works Team...CoSIDA Academic All-District and Academic All-ACC selection...As a sophomore, punted 51 times for 2,104 yards (41.3 avg.)...As a freshman, set single-season personal standards in punts (66), yards (2,750), touchbacks (six), fair catches (25) and punts inside the 20-yard line (28)...Graduated with a degree in industrial engineering.

PERSONAL: Attended Woodward Academy in College Park, Ga. ...As a senior, averaged 40.1 yards per punt and converted 7-of-9 FG attempts and 33-of-38 PAT attempts...Named to the Atlanta Journal-Constitution All-Metro Team...Also named all-region and second-team all-state...Ranked as the No. 13 punter in the nation by Kohl's Kicking, the No. 5 kicker and No. 70 player in Georgia by Rivals.com and the No. 19 kicker in the nation by ESPN.com...Helped team to a 9-3 record and a quarterfinal appearance in the Georgia 3A playoffs...Also played tight end and defensive end.

ADDITIONAL STATISTICS: Special teams tackles – 1 in 2019, 1 in 2021. NFL Totals – 2.

SINGLE-GAME HIGHS: PUNTING: Punts – 8, 12/10/23 vs Min. Gross average – 63.6, 11/5/23 vs. NYJ. Net average – 58.5, 1/7/23 vs KC. Punts inside 20 – four, six times; last: 12/31/23 at Ind. Long – 83, 12/10/23 vs Min.

REGULAR SEASON COMPARISON: PUNTING - NEW ORLEANS SAINTS												
DATE	OPP	W/L	GP/GS	NO.	YDS.	AVG.	TB	IN20	LG			
9/21/20	LV vs. NO	W	P	2	78	39.0	0	0	42			
10/30/22	LV @ NO	L	P	5	229	45.8	0	4	54			
TOTALS		1/1	2/0	7	307	43.9	0	4	54			

AJ COLE'S NFL REGULAR SEASON PUNTING STATISTICS													
DATE	TEAM	GP	NO.	YDS.	AVG.	OPP. RET.	YDS.	NET YDS.	AVG.	TB	IN20	LG	BK
2019	Raiders	16	67	3,081	46.0	30	318	2,643	39.4	6	33	74	0
2020	Raiders	16	44	1,939	44.1	14	133	1,766	40.1	2	20	63	0
2021	Raiders	17	64	3,202	50.0	28	341	2,721	42.5	7	28	71	0
2022	Raiders	17	59	2,884	48.9	25	274	2,590	43.9	1	26	67	0
2023	Raiders	17	75	3,783	50.4	31	283	3,380	45.1	6	34	83	0
2024	Raiders	15	58	2,926	50.4	23	263	2,543	42.4	6	23	70	2
NFL TOTALS		98	367	17,815	48.5	151	1,612	15,643	42.4	28	164	83	2

AJ COLE'S NFL POSTSEASON PUNTING STATISTICS													
DATE	TEAM	GP	NO.	YDS.	AVG.	OPP. RET.	YDS.	NET YDS.	AVG.	TB	IN20	LG	BK
2021	Raiders	1	2	99	49.5	2	26	73	36.5	0	0	58	0
NFL TOTALS		1	2	99	49.5	2	26	73	36.5	0	0	58	0

SINGLE-GAME HIGHS: PUNTER			
Punts	8 vs. Minnesota Vikings, Dec 10, 2023 7 vs. New England Patriots, Dec 18, 2022 ...1 more at 7.	Longest Punts	83 vs. Minnesota Vikings, Dec 10, 2023 74 at Los Angeles Chargers, Dec 22, 2019
Gross Punting Yards	433 vs. Minnesota Vikings, Dec 10, 2023 324 vs. New England Patriots, Dec 18, 2022	Inside the 20	4 at Indianapolis Colts, Dec 31, 2023 ...5 more at 4.
Gross Punting Avg	63.6 vs. New York Giants, Nov 05, 2023 58.8 vs. Indianapolis Colts, Nov 13, 2022	Rush Attempts	1 vs. Los Angeles Chargers, Dec 17, 2020
Net Punting Yards	345 vs. Minnesota Vikings, Dec 10, 2023 299 vs. New England Patriots, Dec 18, 2022	Special Teams Tackles	1 vs. Kansas City Chiefs, Nov 14, 2021 ...1 more at 1.
Net Punting Avg	53.4 vs. Indianapolis Colts, Nov 13, 2022 50.8 at Cincinnati Bengals, Nov 03, 2024		

SINGLE-GAME HIGHS - POSTSEASON: PUNTER			
Punts	2 at Cincinnati Bengals, Jan 15, 2022	Net Punting Yards	73 at Cincinnati Bengals, Jan 15, 2022
Gross Punting Yards	99 at Cincinnati Bengals, Jan 15, 2022	Longest Punts	58 at Cincinnati Bengals, Jan 15, 2022

AJ COLE'S 2024 GXG REGULAR-SEASON STATISTICS (RAIDERS)

DATE	OPPONENT		NO.	YDS.	AVG.	OPP. RET.	YDS.	NET YDS.	AVG	TB	IN20	LG	BK	W/L	SCORE
09/08	at Chargers	P	5	265	53.0	1	9	236	47.2	1	3	62	0	L	10-22
09/15	at Ravens	P	3	128	42.7	1	15	113	37.7	0	0	54	0	W	26-23
09/22	Panthers	P	5	261	52.2	3	33	228	45.6	0	3	58	0	L	22-36
09/29	Browns	P	4	232	58.0	2	30	202	50.5	0	2	67	0	W	20-16
10/06	at Broncos	P	5	267	53.4	2	54	213	42.6	0	2	61	0	L	18-34
10/13	Steelers	P	3	170	56.7	0	0	130	32.5	2	0	66	1	L	13-32
10/20	at Rams	P	4	190	47.5	1	8	162	40.5	1	1	56	0	L	15-20
10/27	Chiefs	P	2	128	64.0	1	6	102	51.0	1	1	68	0	L	20-27
11/03	at Bengals	P	5	280	56.0	3	26	254	50.8	0	3	70	0	L	24-41
11/17	at Dolphins	P	1	54	54.0	1	0	54	54.0	0	1	54	0	L	19-34
11/24	Broncos	P	4	190	47.5	1	22	168	42.0	0	2	60	0	L	19-29
11/29	at Chiefs	P	3	140	46.7	1	8	132	44.0	0	1	55	0	L	17-19
12/08	at Buccaneers	P	4	177	44.3	1	3	154	38.5	1	0	51	0	L	13-28
12/16	Falcons	P	4	159	39.8	1	12	147	29.4	0	1	47	1	L	9-15
12/22	Jaguars	P	6	285	47.5	4	37	248	41.3	0	3	60	0	W	19-14
2024 TOTALS			15	58	2,926	50.4	23	263	2,543	42.4	6	23	70	2	3-12

AJ COLE'S 2023 GXG REGULAR-SEASON STATISTICS (RAIDERS)

DATE	OPPONENT		NO.	YDS.	AVG.	OPP. RET.	YDS.	NET YDS.	AVG	TB	IN20	LG	BK	W/L	SCORE
09/10	at Broncos	P	1	49	49.0	0	0	49	49.0	0	0	49	0	W	17-16
09/17	at Bills	P	3	149	49.7	0	0	149	49.7	0	2	53	0	L	10-38
09/24	Steelers	P	5	262	52.4	2	5	237	47.4	1	1	60	0	L	18-23
10/01	at Chargers	P	5	269	53.8	3	18	251	50.2	0	3	70	0	L	17-24
10/09	Packers	P	4	189	47.3	1	2	187	46.8	0	4	55	0	W	17-13
10/15	Patriots	P	2	103	51.5	1	14	89	44.5	0	1	57	0	W	21-17
10/22	at Bears	P	2	82	41.0	0	0	82	41.0	0	2	43	0	L	12-30
10/30	at Lions	P	5	242	48.4	2	18	224	44.8	0	2	52	0	L	14-26
11/05	Giants	P	5	318	63.6	3	33	245	49.0	2	1	69	0	W	30-6
11/12	Jets	P	5	253	50.6	1	5	228	45.6	1	3	63	0	W	16-12
11/19	at Dolphins	P	6	315	52.5	3	30	285	47.5	0	2	61	0	L	13-20
11/26	Chiefs	P	3	117	39.0	1	10	107	35.7	0	1	51	0	L	17-31
12/10	Vikings	P	8	433	54.1	5	48	345	43.1	2	2	83	0	L	0-3
12/14	Chargers	P	6	310	51.7	3	44	266	44.3	0	2	68	0	W	63-21
12/25	at Chiefs	P	6	271	45.2	3	23	248	41.3	0	3	50	0	W	20-14
12/31	at Colts	P	5	187	37.4	0	0	187	37.4	0	4	56	0	L	20-23
01/07	Broncos	P	4	234	58.5	3	33	201	50.3	0	1	66	0	W	27-14
2023 TOTALS			17	75	3,783	50.4	31	283	3,380	45.1	6	34	83	0	8-9



CHRIS COLLIER

33

POSITION: Running Back

NFL SEASON: R

HT/WT: 5-11/210

RAIDERS SEASON: R

ACQUIRED: FA '24

COLLEGE: Lock Haven

BORN: 03/24/00

HOMETOWN: Elmhurst, NY

TRANSACTIONS: Signed by Baltimore Ravens as an undrafted free agent, May, 3, 2024...Waived by Ravens, Aug. 27, 2024...Signed by Baltimore Ravens to practice squad, Aug. 28, 2024...Waived by Ravens, Nov. 5, 2024...Signed by Las Vegas Raiders to practice squad, Nov. 20, 2024.

CAREER: Joined the Raiders practice squad in Week 12...Originally signed with the Baltimore Ravens as an undrafted free agent, where he spent the first 10 weeks of the season on the club's practice squad.

COLLEGE: Played one season at Lock Haven in 2023...Started 11 games...Recorded 1,393 rushing yards and 12 touchdowns, in addition to 22 receptions for 238 yards and three touchdowns...Named AFCA Division II All-American First Team, D2CCA All-Region Second Team and PSAC All-Conference First Team...Named PSAC Offensive Athlete of the Year and PSAC Offensive Athlete of the Week three times...Spent three seasons at Wagner (2020-22), appearing in 11 games with six starts...Recorded 118 carries for 337 yards and one touchdown...Began his collegiate career at Nassau Community College for two seasons...Recorded 82 carries for 348 yards and one touchdown.

PERSONAL: Attended Lawrence (NY.) High School...Recorded 1800 rushing yards and 25 touchdowns as a senior, leading them to the state title game...Also grew up playing basketball and hockey.

CHRIS COLLIER'S NFL REGULAR SEASON RUSHING/RECEIVING STATISTICS

DATE	TEAM	RUSHING							RECEIVING				
		GP	GS	NO.	YDS.	AVG.	LG	TD	NO.	YDS.	AVG.	LG	TD
2024	Ravens	5	0	0	0	0.0	0	0	0	0	0.0	0	0
Went from Baltimore to Las Vegas.													
2024	Raiders	0	0	0	0	0.0	0	0	0	0	0.0	0	0
2024	TOTAL	5	0	0	0	0.0	0	0	0	0	0.0	0	0
NFL TOTALS		5	0	0	0	0.0	0	0	0	0	0.0	0	0

CHRIS COLLIER'S NFL REGULAR SEASON RETURN STATISTICS

DATE	TEAM	KICKOFF RETURNS					PUNT RETURNS					
		RET.	YDS.	AVG.	LG	TD	NO.	FC	YDS.	AVG.	LG	TD
2024	Ravens	10	221	22.1	35	0	0	0	0	0.0	0	0
Went from Baltimore to Las Vegas.												
2024	Raiders	0	0	0.0	0	0	0	0	0	0.0	0	0
2024	TOTAL	10	221	22.1	35	0	0	0	0	0.0	0	0
NFL TOTALS		10	221	22.1	35	0	0	0	0	0.0	0	0

SINGLE-GAME HIGHS: RUSHING/RECEIVING

All-Purpose Yards	134 at Cleveland Browns, Oct 27, 2024 35 at Tampa Bay Buccaneers, Oct 21, 2024	Longest Kickoff Return	35 at Tampa Bay Buccaneers, Oct 21, 2024 30 vs. Denver Broncos, Nov 03, 2024
Kickoff Returns	6 at Cleveland Browns, Oct 27, 2024 2 at Cincinnati Bengals, Oct 06, 2024	Kickoff Return Average	22.3 at Cleveland Browns, Oct 27, 2024
Kickoff Return Yards	134 at Cleveland Browns, Oct 27, 2024 35 at Tampa Bay Buccaneers, Oct 21, 2024		

CHRIS COLLIER'S 2024 GXG REGULAR-SEASON STATISTICS (RAVENS/RAIDERS)

DATE	OPPONENT	P/S	RUSHING					RECEIVING					W/L	SCORE
			NO.	YDS.	AVG.	LG	TD	NO.	YDS.	AVG.	LG	TD		
09/05	at Chiefs												L	20-27
09/15	Raiders												L	23-26
09/22	at Cowboys	P	0	0	0.0	0	0	0	0	0.0	0	0	W	28-25
09/29	Bills												W	35-10
10/06	at Bengals	P	0	0	0.0	0	0	0	0	0.0	0	0	W	41-38+
10/13	Commanders												W	30-23
10/21	at Buccaneers	P	0	0	0.0	0	0	0	0	0.0	0	0	W	41-31
10/27	at Browns	P	0	0	0.0	0	0	0	0	0.0	0	0	L	24-29
11/03	Broncos	P	0	0	0.0	0	0	0	0	0.0	0	0	W	41-10
12/08	at Buccaneers												L	13-28
2024 TOTALS		5-0	0	0	0.0	0	0	0	0	0.0	0	0	6-4	

+ - Overtime



DIVINE DEABLO



POSITION: Linebacker

NFL SEASON: 4

HT/WT: 6-3/223

RAIDERS SEASON: 4

ACQUIRED: D3B-'21

COLLEGE: Virginia Tech

BORN: 08/17/98

HOMETOWN: Winston-Salem, N.C.

TRANSACTIONS: Selected by Las Vegas Raiders in the third round (80th overall) of the 2021 NFL Draft, May 1, 2021.

AT A GLANCE

In 2023, set career highs in tackles (105), sacks (one), passes defended (two) and tackles for loss (four).

Through his first 40 career games, has registered nine performances of 10-plus tackles, tied for second-most in Raiders history for a player in their first career games.

Averaged 9.25 tackles per game in 2022, the 11th-best average in the NFL that season.

Appeared in 51 games with 39 starts during his career at Virginia Tech, totaling 206 tackles (117), 0.5 sacks, six INTs, 17 passes defended, three forced fumbles and two fumble recoveries.

CAREER: Entering his fourth season in the NFL after being drafted by the Raiders in the third round (80th overall) of the 2021 NFL Draft...Has appeared in 40 career games with 28 starts, totaling 218 tackles (126 solo), six tackles for loss, one sack, four passes defended and two fumble recoveries...In 2023, finished second on the team with 105 tackles (64)...Played in eight games in 2022 before being placed on the reserve/injured list and posted 74 tackles (38), one tackle for loss and one pass defended...As a rookie in 2021, played in all 17 games with five starts, finishing with 39 tackles (24 solo) and one pass defended.

2024: (9/8) at LAC: Recorded three tackles (one solo)...**(9/15) at Bal.:** Registered six tackles (five)...**(9/22) vs. Car.:** Inactive...**(9/29) vs. Cle.:** Inactive...**(10/6) at Den.:** Inactive...**(10/13) vs. Pit.:** Finished with six tackles, 1.0 sack, two tackles for loss and one quarterback hit...**(10/20) at LAR:** Totaled four tackles (three solo)...**(10/27) vs. KC:** Finished with seven tackles (four solo)...**(11/3) at Cin.:** Totaled four tackles (three solo)...**(11/17) at Mia.:** Posted four tackles (three solo)...**(11/24) vs. Den.:** Finished with five tackles (three solo), and pulled in one catch for 34 yards on a fake punt, the first reception of his career...**(12/8) at TB:** Played on defense and also appeared on special teams...**(12/16) vs. Atl.:** Totaled six tackles (three solo), one tackle for loss and one pass defended...**(12/22) vs. Jac.:** Totaled four tackles (two solo) and one pass defended.

2023: Started all 15 games he appeared in and set career highs in tackles (105), sacks (one), passes defended (two) and tackles for loss (four)...Added one fumble recovery...Was inactive for two contests due to injury...**(9/10) at Den.:** Recorded nine tackles (five solo), one tackle for loss and one pass defended...**(9/17) at Buf.:** Recorded 10 tackles (six), one sack and one tackle for loss...**(9/24) vs. Pit.:** Led the team with eight tackles (four)...**(10/1) at LAC:** Recorded three tackles (two)...Added one tackle on special teams...**(10/9) vs. GB:** Led the team with 10 tackles (six)... Marked his eighth career performance of 10+ tackles...**(10/15) vs. NE:** Tied for the team lead with seven total tackles (two)...**(10/22) at Chi.:** Posted four tackles before leaving the game in the second quarter with an ankle injury...**(11/12) vs. NYJ:** Recorded seven tackles (four) and one pass defended...**(11/19) at Mia.:** Posted seven tackles (three) and one fumble recovery...**(11/26) vs. KC:** Notched four tackles (three)...**(12/10) vs. Min.:** Recorded five tackles (three)...**(12/14) vs. LAC:** Led the team with 12 tackles (seven)...**(12/25) at KC:** Recorded six tackles...**(12/31) at Ind.:** Posted three tackles (two)...**(1/7/24) vs. Den.:** Finished with 10 tackles (six solo) and one tackle for loss, notching his fourth game this season with 10-plus tackles and the ninth double-digit tackle performance of his career.

2022: Started in the first eight games of the season before being placed on the reserve/injured list with an arm injury...Posted a career-high 74 tackles (38 solo), which ranked sixth in the NFL through week eight...Added one pass defended...**(9/11) at LAC:** Tallied seven tackles (four) and saw action on special teams...**(9/18) vs. Ari.:** Led the team with a career-high 16 tackles (six), his second-career performance of 10+ tackles...**(9/25) at Ten.:** Finished second on the team with seven total tackles (four solo) and added one pass defended...**(10/2) vs. Den.:** Recorded eight tackles (three), bringing his season total to 38 tackles on the year, the most on the team and tied for eighth-most in the NFL through Week 4...**(10/10) at KC.:** Led the team with 10 tackles (three solo), notching his second game on the year with 10+ tackles...**(10/23) vs. Hou.:** Led the team with 11 total tackles (six) and one tackle for loss, his third performances of 10+ tackles this season, tied for eighth-most in the league...**(10/30) at NO.:** Tallied a team-high 14 tackles (nine)...**(11/6) at Jac.:** Recorded one tackle before injuring his arm, an injury that would sideline him for the remainder of the season.

2021: Played in all 17 games with five starts as a rookie, finishing with 39 tackles (24 solo) and one pass defended...**(9/13) vs. Bal.:** Made his NFL debut, appearing exclusively on special teams...**(9/19) at Pit.:** Appeared exclusively on special teams in the win...**(9/26) vs. Mia.:** Saw action in a reserve role on defense, recording one tackle...Also appeared on special teams...**(10/4) at LAC:** Appeared exclusively on special teams...**(10/10) vs. Chi.:** Saw action exclusively on special teams...**(10/17) at Den.:** Appeared exclusively on special teams...**(10/24) vs. Phi.:** Saw action exclusively on special teams in the win...**(11/7) at NYG:** Appeared exclusively on special teams...**(11/14) vs. KC:** Saw limited action on defense and contributed one tackle on special teams...**(11/25) at Dal.:** Saw extensive action on special teams...**(12/5) vs. Was.:** Finished with a career-high 10 tackles (seven)...Added one stop on special teams...**(12/12) at KC:** Finished second on the team with nine tackles (four)...Added one stop on special teams...**(12/20) at Cle.:** Finished with four tackles (two) in the win...**(12/26) vs. Den.:** Recorded on tackle on defense...**(1/2/22) at Ind.:** Led the team with nine tackles (nine), adding one pass defended...**(1/9/22) vs. LAC:** Recorded five tackles (two) on defense, while adding one stop and one fumble recovery on special teams...**Postseason: (1/15/22) at Cin.:** Finished second on the team with eight tackles (three) in his first postseason appearance.

COLLEGE: Spent five years at Virginia Tech from 2016-20, appearing in 51 games with 39 starts...Finished his collegiate career with 206 tackles (117 solo), 0.5 sacks, six INTs, 17 passes defended, three forced fumbles and two fumble recoveries...In 2020, earned

first-team All-ACC after starting nine games and recoding 55 tackles (32), four INTs and one fumble recovery...In 2019, started all 13 games at free safety and finished second on the team with a career-best 84 tackles (42)...Also registered one INT, one forced fumble and one fumble recovery which was returned 98 yards for a TD...In 2018, started all 11 games in which he played and totaled 55 tackles (35), two passes defended and one fumble recovery...In 2017, appeared in four games and totaled eight tackles, one INT and three passes defended...In 2016, played in all 14 games and recorded four tackles and one forced fumble...Majored in consumer studies.

PERSONAL: Attended Mount Tabor High School in Winston-Salem, N.C. ...Rated as a four-star recruit by ESPN and the 172nd player in the 2016 ESPN Top 300...Ranked the No. 9 player in the state of North Carolina and the No. 22 wide receiver in the country by ESPN...Rivals.com listed him No. 70 by position and No. 20 overall in the state...Scout.com ranked him the third-best position player in the state and No. 107 in the country, while 247Sports.com listed him at No. 178 by position and the 50th-best player in the state...Selected to play in the Shrine Bowl of the Carolina's...Three-time Central-Piedmont 4A all-conference selection...Had 10 TDs, averaging over 21 yards per reception, and added one INT as a senior... Averaged 18 yards a catch for more than 700 yards as a junior...Earned All-Northwest Conference honors as a senior.

ADDITIONAL STATISTICS: Special Teams Tackles – 6 in 2021; NFL Totals: 6.

SINGLE-GAME HIGHS: TACKLES: Total – 16, 9/18/22 vs. Ari. Solo – 9, 10/30/22 at NO. Passes Defensed – 1, two times; last: 9/25/22 at Ten. Tackles for loss – 1, two times; last: 10/23/22 vs. Hou.

REGULAR SEASON COMPARISON: DEFENSIVE - NEW ORLEANS SAINTS

DATE	OPP	W/L	GP/GS	TACKLES							INT	TFL	PD	QBH	TD	MISC	
				TOT	SOLO	ASST	SACK	YDS.	FF	FR							
10/30/22	LV @ NO	L	S	14	9	5	0.0	0.0	0	0	0	0	0	0	0	0	
TOTALS		0/1	1/1	14	9	5	0.0	0.0	0	0	0	0	0	0	0	0	

DIVINE DEABLO'S NFL REGULAR SEASON DEFENSIVE STATISTICS

DATE	TEAM	GP	GS	TACKLES							INTERCEPTIONS					O. FUMB					ST					MISC	
				TK	S	A	TFL	YDS	SK	YDS	QBH	NO	YDS	LG	TD	PD	FF	FR	TD	YDS	TK	S	A	FF	FR	S	A
2021	Raiders	17	5	39	24	15	1	0	0.0	0.0	0	0	0	0	0	1	0	0	0	0	6	4	2	0	1	0	0
2022	Raiders	8	8	74	38	36	1	4	0.0	0.0	0	0	0	0	0	1	0	0	0	0	0	0	0	0	0	0	0
2023	Raiders	15	15	105	64	41	4	19	1.0	7.0	2	0	0	0	0	2	0	1	0	0	1	1	0	0	0	0	0
2024	Raiders	12	12	52	32	20	3	22	1.0	13.0	3	0	0	0	0	2	0	0	0	0	0	0	0	0	0	0	0
NFL TOTALS		52	40	270	158	112	9	45	2.0	20.0	5	0	0	0	0	6	0	1	0	0	7	5	2	0	1	0	0

DIVINE DEABLO'S NFL POSTSEASON DEFENSIVE STATISTICS

DATE	TEAM	GP	GS	TACKLES							INTERCEPTIONS					O. FUMB					ST					MISC	
				TK	S	A	TFL	YDS	SK	YDS	QBH	NO	YDS	LG	TD	PD	FF	FR	TD	YDS	TK	S	A	FF	FR	S	A
2021	Raiders	1	1	8	3	5	0	0	0.0	0.0	0	0	0	0	0	0	0	0	0	0	0	0	0	0	0	0	0
NFL TOTALS		1	1	8	3	5	0	0	0.0	0.0	0	0	0	0	0	0	0	0	0	0	0	0	0	0	0	0	0

SINGLE-GAME HIGHS: DEFENSIVE

Total Tackles	16 vs. Arizona Cardinals, Sep 18, 2022 14 at New Orleans Saints, Oct 30, 2022	Fumble Recoveries	1 at Miami Dolphins, Nov 19, 2023
Solo Tackles	9 at New Orleans Saints, Oct 30, 2022 8 at Indianapolis Colts, Jan 02, 2022	Tackles For Loss	2 vs. Pittsburgh Steelers, Oct 13, 2024 1 vs. Atlanta Falcons, Dec 16, 2024 ...6 more at 1.
Sacks	1.0 vs. Pittsburgh Steelers, Oct 13, 2024 ...1 more at 1.0.	Special Teams Tackles	1 at Los Angeles Chargers, Oct 01, 2023 ...6 more at 1.
Passes Defensed	1 vs. Jacksonville Jaguars, Dec 22, 2024 ...5 more at 1.	Special Teams Fumble Recoveries	1 vs. Los Angeles Chargers, Jan 09, 2022

SINGLE-GAME HIGHS - POSTSEASON: DEFENSIVE


Total Tackles	8 at Cincinnati Bengals, Jan 15, 2022	Solo Tackles	3 at Cincinnati Bengals, Jan 15, 2022
----------------------	---------------------------------------	---------------------	---------------------------------------

DIVINE DEABLO'S 2024 GXG REGULAR-SEASON STATISTICS (RAIDERS)

DATE	OPPONENT	P/S	TACKLES								INTERCEPTIONS					O. FUMB				ST				MISC		W/L	SCORE
			TK	S	A	SK	YDS	TFL	YDS	QBH	NO	YDS	LG	TD	PD	FF	FR	TD	YDS	TK	S	A	FF	FR	S		
09/08	at Chargers	S	3	1	2	0.0	0.0	0	0	0	0	0	0	0	0	0	0	0	0	0	0	0	0	0	0	L	10-22
09/15	at Ravens	S	6	5	1	0.0	0.0	0	0	0	0	0	0	0	0	0	0	0	0	0	0	0	0	0	0	W	26-23
09/22	Panthers		ON INACTIVE LIST																				L	22-36			
09/29	Browns		ON INACTIVE LIST																				W	20-16			
10/06	at Broncos		ON INACTIVE LIST																				L	18-34			
10/13	Steelers	S	6	3	3	1.0	13.0	2	16	1	0	0	0	0	0	0	0	0	0	0	0	0	0	0	0	L	13-32
10/20	at Rams	S	4	3	1	0.0	0.0	0	0	0	0	0	0	0	0	0	0	0	0	0	0	0	0	0	0	L	15-20
10/27	Chiefs	S	7	4	3	0.0	0.0	0	0	0	0	0	0	0	0	0	0	0	0	0	0	0	0	0	0	L	20-27
11/03	at Bengals	S	4	3	1	0.0	0.0	0	0	0	0	0	0	0	0	0	0	0	0	0	0	0	0	0	0	L	24-41
11/17	at Dolphins	S	4	3	1	0.0	0.0	0	0	0	0	0	0	0	0	0	0	0	0	0	0	0	0	0	0	L	19-34
11/24	Broncos	S	5	3	2	0.0	0.0	0	0	0	0	0	0	0	0	0	0	0	0	0	0	0	0	0	0	L	19-29
11/29	at Chiefs	S	3	2	1	0.0	0.0	0	0	0	2	0	0	0	0	0	0	0	0	0	0	0	0	0	0	L	17-19
12/08	at Buccaneers	S	0	0	0	0.0	0.0	0	0	0	0	0	0	0	0	0	0	0	0	0	0	0	0	0	0	L	13-28
12/16	Falcons	S	6	3	3	0.0	0.0	1	6	0	0	0	0	0	1	0	0	0	0	0	0	0	0	0	0	L	9-15
12/22	Jaguars	S	4	2	2	0.0	0.0	0	0	0	0	0	0	0	1	0	0	0	0	0	0	0	0	0	0	W	19-14
2024 TOTALS		12-12	52	32	20	1.0	13.0	3	22	3	0	0	0	0	2	0	0	0	0	0	0	0	0	0	0	3-12	

DIVINE DEABLO'S 2023 GXG REGULAR-SEASON STATISTICS (RAIDERS)

DATE	OPPONENT	P/S	TACKLES								INTERCEPTIONS					O. FUMB				ST				MISC		W/L	SCORE	
			TK	S	A	SK	YDS	TFL	YDS	QBH	NO	YDS	LG	TD	PD	FF	FR	TD	YDS	TK	S	A	FF	FR	S			A
09/10	at Broncos	S	9	5	4	0.0	0.0	1	7	0	0	0	0	0	1	0	0	0	0	0	0	0	0	0	0	0	W	17-16
09/17	at Bills	S	10	6	4	1.0	7.0	1	7	1	0	0	0	0	0	0	0	0	0	0	0	0	0	0	0	L	10-38	
09/24	Steelers	S	8	4	4	0.0	0.0	0	0	0	0	0	0	0	0	0	0	0	0	0	0	0	0	0	0	L	18-23	
10/01	at Chargers	S	3	2	1	0.0	0.0	0	0	0	0	0	0	0	0	0	0	0	0	0	0	0	0	0	0	L	17-24	
10/09	Packers	S	10	6	4	0.0	0.0	1	5	0	0	0	0	0	0	0	0	0	0	0	0	0	0	0	0	W	17-13	
10/15	Patriots	S	7	3	4	0.0	0.0	0	0	0	0	0	0	0	0	0	0	0	0	0	0	0	0	0	0	W	21-17	
10/22	at Bears	S	4	4	0	0.0	0.0	0	0	0	0	0	0	0	0	0	0	0	0	0	0	0	0	0	0	L	12-30	
10/30	at Lions		ON INACTIVE LIST																				L	14-26				
11/05	Giants		ON INACTIVE LIST																				W	30-6				
11/12	Jets	S	7	4	3	0.0	0.0	0	0	0	0	0	0	0	1	0	0	0	0	0	0	0	0	0	0	W	16-12	
11/19	at Dolphins	S	7	3	4	0.0	0.0	0	0	0	0	0	0	0	0	0	1	0	0	0	0	0	0	0	0	L	13-20	
11/26	Chiefs	S	4	3	1	0.0	0.0	0	0	0	0	0	0	0	0	0	0	0	0	0	0	0	0	0	0	L	17-31	
12/10	Vikings	S	5	3	2	0.0	0.0	0	0	0	0	0	0	0	0	0	0	0	0	0	0	0	0	0	0	L	0-3	
12/14	Chargers	S	12	7	5	0.0	0.0	0	0	0	0	0	0	0	0	0	0	0	0	0	0	0	0	0	0	W	63-21	
12/25	at Chiefs	S	6	6	0	0.0	0.0	0	0	0	1	0	0	0	0	0	0	0	0	0	0	0	0	0	0	W	20-14	
12/31	at Colts	S	3	2	1	0.0	0.0	0	0	0	0	0	0	0	0	0	0	0	0	0	0	0	0	0	0	L	20-23	
01/07	Broncos	S	10	6	4	0.0	0.0	1	0	0	0	0	0	0	0	0	0	0	0	0	0	0	0	0	0	W	27-14	
2023 TOTALS		15-15	105	64	41	1.0	7.0	4	19	2	0	0	0	0	2	0	1	0	0	1	1	0	0	0	0	8-9		



M.J. DEVONSHIRE

POSITION: Cornerback

HT/WT: 5-11/186

ACQUIRED: D7B-'24

BORN: 09/12/00

NFL SEASON: R

RAIDERS SEASON: R

COLLEGE: Pittsburgh

HOMETOWN: Aliquippa, PA

26

TRANSACTIONS: Selected by Las Vegas Raiders in seventh round (229th overall) of the 2024 NFL Draft, April 30, 2024.

AT A GLANCE

- Played in 50 games with 18 starts over five seasons at Pittsburgh (2021-23) and Kentucky (2019-20), totaling 90 tackles, eight interceptions, 1.5 tackles for loss and 24 passes defended.
- Led the ACC in pass breakups (1.17 per game) and interception return yards (115), while ranking second in interceptions (0.33 per game) in 2023.
- Returned three interceptions for touchdown while at Pitt, tying the school record.

interceptions (0.33 per game)...Compiled six tackles, five passes defended and returned one interception 86 yards for a touchdown against Louisville...Marked third career interception returned for a TD, tying the school record...Named the ACC Defensive Back of the Week, Paycom Jim Thorpe Award Player of the Week and Senior Bowl Co-Defensive Player of the Week...Recorded interceptions against Wake Forest, Boston College and Duke...Selected to play in the East-West Shrine Bowl...In 2022, played in 13 games with nine starts...Registered 34 tackles (23), eight passes defended and three interceptions...Also served as primary punt returner...Named All-ACC second team as a return specialist and Honorable Mention All-ACC at cornerback...Led the ACC and ranked 12th nationally in punt return average (9.7 avg. on 24 returns)...Scored three total touchdowns: two interceptions and one punt return...Became the first Pitt player to score TDs via both punt and INT returns in the same season since Darrelle Revis in 2006...Tied for the ACC lead and ranked third nationally with two interceptions returned for TDs...Returned an interception 56 yards for the go-ahead touchdown in the fourth quarter against West Virginia...Named the Paycom Jim Thorpe Award Player of the Week and ACC Defensive Back of the Week...Recorded a 29-yard pick six at Virginia...Had an 82-yard punt return TD against Rhode Island, the Panthers' first punt return score since 2018...Tied a career high with six tackles against Virginia Tech...In 2021, played in 13 games as a reserve cornerback...Totaled 18 tackles, one TFL, four passes defended and one interception...His INT came in overtime at the goal line against North Carolina...Recorded a career-high six tackles against Michigan State in the Chick-fil-A Peach Bowl...Registered two passes defended and one tackle for loss against Wake Forest in the ACC Championship Game...In two seasons with Kentucky (2019-20), played in 12 career games and totaled six tackles and two passes defended.

PERSONAL: Attended Aliquippa (Pa.) High School, where as a senior, led the Quips to a 14-1 record and the WPIAL and PIAA Class 3A championships...Compiled 27 catches for 571 yards (21.2 avg.) and 24 total touchdowns (scored four different ways) his final season...Added eight interceptions on defense, including three in the state title game...Had eight kickoff or punt return touchdowns, one short of the national high school record...Had five return TDs that were nullified due to penalties...Named Pennsylvania Football Writers Class 3A Player of the Year, Pittsburgh Post-Gazette Co-Player of the Year and Pittsburgh Tribune-Review High School Athlete of the Year...Averaged more than 17 points per game in basketball, leading the Quips to the WPIAL and PIAA playoffs...Won two PIAA track titles (100 and 200 meters).

M.J. DEVONSHIRE'S NFL REGULAR SEASON DEFENSIVE STATISTICS


DATE	TEAM	GP	GS	TACKLES								INTERCEPTIONS					O. FUMB					ST					MISC					
				TK	S	A	TFL	YDS	SK	YDS	QBH	NO	YDS	LG	TD	PD	FF	FR	TD	YDS	TK	S	A	FF	FR	S	A					
2024	Raiders	0	0	0	0	0	0	0	0	0.0	0.0	0	0	0	0	0	0	0	0	0	0	0	0	0	0	0	0	0	0	0	0	0
NFL TOTALS		0	0	0	0	0	0	0	0	0.0	0.0	0	0	0	0	0	0	0	0	0	0	0	0	0	0	0	0	0	0	0	0	

M.J. DEVONSHIRE'S 2024 GXG REGULAR-SEASON STATISTICS (RAIDERS)

DATE	OPPONENT	P/S	TACKLES							INTERCEPTIONS					O. FUMB				ST					MISC		W/L	SCORE
			TK	S	A	SK	YDS	TFL	YDS	QBH	NO	YDS	LG	TD	PD	FF	FR	TD	YDS	TK	S	A	FF	FR	S		
09/08	at Chargers																									L	10-22
09/15	at Ravens																									W	26-23
09/22	Panthers																									L	22-36
09/29	Browns																									W	20-16
10/06	at Broncos																									L	18-34
10/13	Steelers																									L	13-32
10/20	at Rams																									L	15-20
10/27	Chiefs																									L	20-27
11/03	at Bengals																									L	24-41
11/17	at Dolphins																									L	19-34
11/24	Broncos																									L	19-29
11/29	at Chiefs																									L	17-19
12/08	at Buccaneers																									L	13-28
12/16	Falcons																									L	9-15
12/22	Jaguars																									W	19-14
2024 TOTALS			0	0	0	0.0	0.0	0	0	0	0	0	0	0	0	0	0	0	0	0	0	0	0	0	0	3-12	



TOMMY EICHENBERG



POSITION: Linebacker

NFL SEASON: R

HT/WT: 6-2/233

RAIDERS SEASON: R

ACQUIRED: D5-'24

COLLEGE: Ohio State

BORN: 01/11/01

HOMETOWN: Cleveland, Ohio

TRANSACTIONS: Selected by Las Vegas Raiders in the fifth round (148th overall) of the 2024 Draft, April 27, 2024.

AT A GLANCE

- Played in 41 career games with 27 starts over five seasons at Ohio State, recording 268 tackles, 21 tackles for loss, 3.5 sacks, two interceptions, five passes defended, one forced fumble and one fumble recovery.
- In 2023, was named the Butkus-Fitzgerald Big Ten Linebacker of the Year and earned his second consecutive First-Team All-Big Ten Conference honor after recording 82 tackles and 1.5 tackles for loss.
- Led the Buckeyes in total tackles (120) and tackles for loss (12) in 2022, while also leading the Big Ten in solo tackles (77) and earning Defensive MVP of the Rose Bowl after setting a bowl-record and career-high of 17 tackles.

2024: (9/8) at LAC: Inactive...**(9/15) at Bal.:** Saw action on special teams...**(9/22) vs. Car.:** Recorded two tackles on special teams...**(9/29) vs. Cle.:** Posted two tackles...Added one tackle on special teams...**(10/6) at Den.:** Recorded an assisted tackle on defense and made his first career start at linebacker...**(10/13) vs. Pit.:** Inactive...**(10/20) at LAR:** Inactive...**(10/27) vs. KC:** Notched an assisted tackle on special teams...**(11/3) at Cin.:** Posted one solo tackle on defense...**(11/17) at Mia.:** Recorded an assisted tackle on special teams...**(11/24) vs. Den.:** Finished with one solo tackle on special teams...**(12/8) at TB:** Played on special teams...**(12/16) vs. Atl.:** Logged one solo tackle on special teams, bringing his season total to nine, a team high...**(12/22) vs. Jac.:** Played on special teams.

COLLEGE: Played five seasons at Ohio State, playing in 41 games with 27 starts...A three-year starter...Totalled 268 tackles, 21 tackles for loss, 3.5 sacks, two interceptions, five passes defended, one forced fumble and one fumble recovery...In 2023, finished second on the team with 82 tackles, two tackles for loss, one sack and one forced fumble...Earned Big Ten Conference's Butkus-Fitzgerald Linebacker of the Year award and was named first-team all-Big Ten by the coaches and media in 2023...Named second-team All-America by the Football Writers Association of America, Sports Illustrated and Phil Steele and was a semifinalist for the Butkus Award...Posted 13 tackles against Maryland...Recorded 10 tackles against Western Kentucky...In 2022, led team in tackles (120), tackles for loss (12) while adding four passes defended and one interception...Ranked fifth nationally, and first in the Big Ten, with 77 solo tackles...Ranked in the Top 25 nationally in tackles per game with 9.23...Named first-team all-Big Ten Conference by coaches and media...Named a finalist for the Lott IMPACT Trophy and was a semifinalist for the Butkus Award...Earned second-team All-America honors by AP, FWAA, Walter Camp and The Sporting News...Registered one interception returned for a touchdown and three passes defended against Iowa...Posted 15 tackle against Penn State...Recorded 14 tackles against Wisconsin...Logged 13 tackles against Northwestern...Posted 13 tackles against Maryland...Named the Bronko Nagurski national defensive player of the week after nine-tackle, two-sack performance against Notre Dame...In 2021, played in all 13 games with four starts...Finished second on the team with 64 tackles...Recorded 17 tackles against Utah in the Rose Bowl...Recorded seven tackles against Maryland...Posted seven tackle against Michigan State...Played in one game in 2020 and redshirted the 2019 campaign after playing in only four games.

PERSONAL: Attended St. Ignatius High School in Cleveland, Ohio ...Rated a four-star prospect by 247Sports.com and was a consensus top-10 ranked player in the state of Ohio...As a senior, was named a First Team All-Ohio selection after recording 126 tackles, 23 tackles for loss, eight sacks and five passes defended...Added seven quarterback hurries, five forced fumbles and one interception...Led team to the state playoffs...Led the team with 81 tackles and 7.5 sacks as a junior...Also lettered in track and field team in the shot put and finished eighth at the state championship meet in 2018...Brother, Liam, played at Notre Dame and is in his fourth season with the Miami Dolphins.

TOMMY EICHENBERG'S NFL REGULAR SEASON DEFENSIVE STATISTICS

DATE	TEAM	GP	GS	TACKLES								INTERCEPTIONS					O. FUMB				ST					MISC		
				TK	S	A	TFL	YDS	SK	YDS	QBH	NO	YDS	LG	TD	PD	FF	FR	TD	YDS	TK	S	A	FF	FR	S	A	
2024	Raiders	12	1	4	3	1	0	0	0.0	0.0	0	0	0	0	0	0	0	0	0	0	0	9	5	4	0	0	0	0
NFL TOTALS		12	1	4	3	1	0	0	0.0	0.0	0	0	0	0	0	0	0	0	0	0	0	9	5	4	0	0	0	0

SINGLE-GAME HIGHS: DEFENSIVE

Total Tackles	2 vs. Cleveland Browns, Sep 29, 2024 1 at Cincinnati Bengals, Nov 03, 2024 ...1 more at 1.	Special Teams Tackles	2 at Cincinnati Bengals, Nov 03, 2024 ...1 more at 2.
Solo Tackles	2 vs. Cleveland Browns, Sep 29, 2024 1 at Cincinnati Bengals, Nov 03, 2024		

TOMMY EICHENBERG'S 2024 GXG REGULAR-SEASON STATISTICS (RAIDERS)

DATE	OPPONENT	P/S	TACKLES							INTERCEPTIONS					O. FUMB				ST					MISC		W/L	SCORE	
			TK	S	A	SK	YDS	TFL	YDS	QBH	NO	YDS	LG	TD	PD	FF	FR	TD	YDS	TK	S	A	FF	FR	S			A
09/08	at Chargers									ON INACTIVE LIST																	L	10-22
09/15	at Ravens	P	0	0	0	0.0	0.0	0	0	0	0	0	0	0	0	0	0	0	0	0	0	0	0	0	0	0	W	26-23
09/22	Panthers	P	0	0	0	0.0	0.0	0	0	0	0	0	0	0	0	0	0	0	0	2	2	0	0	0	0	0	L	22-36
09/29	Browns	P	2	2	0	0.0	0.0	0	0	0	0	0	0	0	0	0	0	0	0	1	1	0	0	0	0	0	W	20-16
10/06	at Broncos	S	1	0	1	0.0	0.0	0	0	0	0	0	0	0	0	0	0	0	0	0	0	0	0	0	0	0	L	18-34
10/13	Steelers									ON INACTIVE LIST																	L	13-32
10/20	at Rams									ON INACTIVE LIST																	L	15-20
10/27	Chiefs	P	0	0	0	0.0	0.0	0	0	0	0	0	0	0	0	0	0	0	0	1	0	1	0	0	0	0	L	20-27
11/03	at Bengals	P	1	1	0	0.0	0.0	0	0	0	0	0	0	0	0	0	0	0	0	2	1	1	0	0	0	0	L	24-41
11/17	at Dolphins	P	0	0	0	0.0	0.0	0	0	0	0	0	0	0	0	0	0	0	0	1	0	1	0	0	0	0	L	19-34
11/24	Broncos	P	0	0	0	0.0	0.0	0	0	0	0	0	0	0	0	0	0	0	0	1	1	0	0	0	0	0	L	19-29
11/29	at Chiefs	P	0	0	0	0.0	0.0	0	0	0	0	0	0	0	0	0	0	0	0	0	0	0	0	0	0	0	L	17-19
12/08	at Buccaneers	P	0	0	0	0.0	0.0	0	0	0	0	0	0	0	0	0	0	0	0	0	0	0	0	0	0	0	L	13-28
12/16	Falcons	P	0	0	0	0.0	0.0	0	0	0	0	0	0	0	0	0	0	0	0	1	0	1	0	0	0	0	L	9-15
12/22	Jaguars	P	0	0	0	0.0	0.0	0	0	0	0	0	0	0	0	0	0	0	0	0	0	0	0	0	0	0	W	19-14
2024 TOTALS		12-1	4	3	1	0.0	0.0	0	0	0	0	0	0	0	0	0	0	0	0	9	5	4	0	0	0	0	3-12	



AMARI GAINER

POSITION: Linebacker

HT/WT: 6-3/236

ACQUIRED: UDFA-'24

BORN: 06/22/00

NFL SEASON: R

RAIDERS SEASON: R

COLLEGE: North Carolina

HOMETOWN: Tallahassee, Fla.

53

TRANSACTIONS: Signed by Las Vegas Raiders as an undrafted free agent, May 9, 2024.

2024: (9/8) at LAC: Saw action on special teams...**(9/15) at Bal.:** Appeared on special teams...**(9/22) vs. Car.:** Played on defense and special teams...**(9/29) vs. Cle.:** Posted one tackle...**(10/6) at Den.:** Recorded one tackle on special teams...**(10/13) vs. Pit.:** Appeared on special teams...**(10/20) at LAR:** Played on special teams...**(10/27) vs. KC:** Notched an assisted tackle on special teams...**(11/3) at Cin.:** Posted an assisted tackle on special teams...**(11/17) at Mia.:** Logged an assisted tackle on special teams...**(11/24) vs. Den.:** Played on special teams...**(12/8) at TB:** Saw action on special teams...**(12/16) vs. Atl.:** Played on special teams...**(12/22) vs. Jac.:** Appeared on special teams.

COLLEGE: Played final year at North Carolina after five seasons at Florida State...Appeared in 59 career games and totaled 237 tackles (115 solo), 25 tackles for loss, 8.5 sacks, four passes defended, six forced fumbles and three fumble recoveries...In 2023, appeared in all 13 games and recorded 27 tackles, six tackles for loss, 2.5 sacks, two passes defended and one forced fumble...Posted two tackles, two tackles for loss and two sacks in the season opener against South Carolina...Recorded two tackles against Minnesota...Notched three tackles against Pittsburgh...Posted four tackles against Miami...Recorded three tackles and one pass defended against Virginia...Made one tackle at Georgia Tech...Registered two tackles and one pass defended against Campbell...Recorded one tackle and one tackle for loss against Duke...Totalled four tackles and one tackle for loss at Clemson...Posted two tackles, one tackle for loss and a half sack at NC State...Recorded three tackles and one forced fumble against West Virginia in the Duke's Mayo Bowl...Spent five seasons at Florida State...Appeared in 46 games and made 18 starts, totaling 210 tackles, six sacks, 19 tackles for loss, five forced fumbles and two passes defended...In 2022, played in eight games with one start...Recorded 17 tackles, 1.5 tackles for loss, one sack and one forced fumble...Registered four tackles, one sack and one forced fumble at Syracuse...Recorded four tackles against Louisiana...Posted four tackles against Duquesne...Made two tackles against Georgia Tech...Posted one tackle against Florida...Played in 12 games with three starts in 2021...Totalled 59 tackles, one sack, 5.5 tackles for loss, one sack, one forced fumble, one fumble recovery and two passes defended...Registered a season-high eight tackles and added 2.5 tackles for loss and one sack at Wake Forest...Recorded six tackles against No. 9 Notre Dame...Posted six tackles against Jacksonville State...Notched two tackles against Syracuse...Registered five tackles at North Carolina...Recorded six tackles and one forced fumble against UMass...Posted two tackles, one tackle for loss, one fumble recovery and one pass defended at Clemson...Recorded seven tackles against North Carolina State...Recorded four tackles and one pass defended against Miami...Posted five tackles at Florida...In 2020, appeared in nine games and made five starts...Recorded 65 tackles, a half sack, five tackles for loss and one forced fumble...Led team in tackles...Recorded a career-high 12 tackles at North Carolina State...Finished with 10 tackles, 2.5 tackles for loss and a half-sack against Georgia Tech...Recorded eight tackles at No. 12 Miami...Posted three tackles against Jacksonville State...Recorded 11 tackles and one forced fumble at No. 5 Notre Dame...Notched seven tackles at Louisville...Posted seven stops against Pitt...Recorded five tackles and one fumble recovery against Duke...Played in 13 games with nine starts in 2019...Finished with 69 tackles, 3.5 sacks, seven tackles for loss, two forced fumbles and one fumble recovery...Ranked third on the team in tackles, tackles for loss and sacks...Tied for 12th in the ACC and was one of only two freshmen in the conference with two forced fumbles...Registered a career-high 12 tackles at Boston College...Made first collegiate start, recording nine tackles, a career-high two sacks and one forced fumble against North Carolina State...Was named ACC Rookie of the Week...Posted two tackles at No. 25 Virginia...Recorded five tackles against Louisville...Registered eight tackles at No. 2 Clemson...Recorded five tackles against Syracuse...Totalled five tackles, one sack and one forced fumble against Miami...Registered six tackles against Alabama State...Posted seven tackles at No. 8 Florida...Recorded six tackles and one fumble recovery in Sun Bowl against Arizona State... Played in four games as a true freshman in 2018...Made collegiate debut at Syracuse


PERSONAL: Attended Lawton-Chiles High School in Tallahassee, Fla. ...A three-star recruit...Recorded 93 tackles, 24 tackles for loss and 12 sacks in 10 games in 2017...Named All-Big Bend Defensive Player of the Year and first-team all-state his senior season...As a junior, earned honorable mention all-state honors in addition to first-team All-Big Bend team after recording 77 tackles, 23 tackles for loss and eight sacks...Father, Herb Gainer, played wide receiver for Florida State from 1984-87.

AMARI GAINER'S NFL REGULAR SEASON DEFENSIVE STATISTICS

DATE	TEAM	GP	GS	TACKLES							INTERCEPTIONS					O. FUMB					ST					MISC			
				TK	S	A	TFL	YDS	SK	YDS	QBH	NO	YDS	LG	TD	PD	FF	FR	TD	YDS	TK	S	A	FF	FR	S	A		
2024	Raiders	15	0	0	0	0	0	0	0.0	0.0	0	0	0	0	0	0	0	0	0	0	0	0	4	2	2	0	0	0	0
NFL TOTALS		15	0	0	0	0	0	0	0.0	0.0	0	0	0	0	0	0	0	0	0	0	0	4	2	2	0	0	0	0	

AMARI GAINER'S 2024 GXG REGULAR-SEASON STATISTICS (RAIDERS)

DATE	OPPONENT	P/S	TACKLES									INTERCEPTIONS					O. FUMB				ST					MISC		W/L	SCORE					
			TK	S	A	SK	YDS	TFL	YDS	QBH	NO	YDS	LG	TD	PD	FF	FR	TD	YDS	TK	S	A	FF	FR	S	A								
09/08	at Chargers	P	0	0	0	0.0	0.0	0	0	0	0	0	0	0	0	0	0	0	0	0	0	0	0	0	0	0	0	0	0	0	0	0	L	10-22
09/15	at Ravens	P	0	0	0	0.0	0.0	0	0	0	0	0	0	0	0	0	0	0	0	0	0	0	0	0	0	0	0	0	0	0	0	0	W	26-23
09/22	Panthers	P	0	0	0	0.0	0.0	0	0	0	0	0	0	0	0	0	0	0	0	0	0	0	0	0	0	0	0	0	0	0	0	0	L	22-36
09/29	Browns	P	0	0	0	0.0	0.0	0	0	0	0	0	0	0	0	0	0	0	0	0	0	0	0	0	0	0	0	0	0	0	0	0	W	20-16
10/06	at Broncos	P	0	0	0	0.0	0.0	0	0	0	0	0	0	0	0	0	0	0	0	0	0	0	0	1	1	0	0	0	0	0	0	0	L	18-34
10/13	Steelers	P	0	0	0	0.0	0.0	0	0	0	0	0	0	0	0	0	0	0	0	0	0	0	0	0	0	0	0	0	0	0	0	0	L	13-32
10/20	at Rams	P	0	0	0	0.0	0.0	0	0	0	0	0	0	0	0	0	0	0	0	0	0	0	0	0	0	0	0	0	0	0	0	0	L	15-20
10/27	Chiefs	P	0	0	0	0.0	0.0	0	0	0	0	0	0	0	0	0	0	0	0	0	0	0	0	1	0	1	0	0	0	0	0	0	L	20-27
11/03	at Bengals	P	0	0	0	0.0	0.0	0	0	0	0	0	0	0	0	0	0	0	0	0	0	0	0	1	0	1	0	0	0	0	0	0	L	24-41
11/17	at Dolphins	P	0	0	0	0.0	0.0	0	0	0	0	0	0	0	0	0	0	0	0	0	0	0	0	1	1	0	0	0	0	0	0	0	L	19-34
11/24	Broncos	P	0	0	0	0.0	0.0	0	0	0	0	0	0	0	0	0	0	0	0	0	0	0	0	0	0	0	0	0	0	0	0	0	L	19-29
11/29	at Chiefs	P	0	0	0	0.0	0.0	0	0	0	0	0	0	0	0	0	0	0	0	0	0	0	0	0	0	0	0	0	0	0	0	0	L	17-19
12/08	at Buccaneers	P	0	0	0	0.0	0.0	0	0	0	0	0	0	0	0	0	0	0	0	0	0	0	0	0	0	0	0	0	0	0	0	0	L	13-28
12/16	Falcons	P	0	0	0	0.0	0.0	0	0	0	0	0	0	0	0	0	0	0	0	0	0	0	0	0	0	0	0	0	0	0	0	0	L	9-15
12/22	Jaguars	P	0	0	0	0.0	0.0	0	0	0	0	0	0	0	0	0	0	0	0	0	0	0	0	0	0	0	0	0	0	0	0	0	W	19-14
2024 TOTALS		15-0	0	0	0	0.0	0.0	0	0	0	0	0	0	0	0	0	0	0	0	0	0	0	0	4	2	2	0	0	0	0	0	3-12		



DJ GLAZE



POSITION: Tackle

NFL SEASON: R

HT/WT: 6-4/315

RAIDERS SEASON: R

ACQUIRED: D3-'24

COLLEGE: Maryland

BORN: 08/04/02

HOMETOWN: Charlotte, NC

TRANSACTIONS: Selected by Las Vegas Raiders in the third round (77th overall) of the 2024 NFL Draft, April 26, 2024.

AT A GLANCE

Played in 40 games with 32 starts over four seasons at Maryland (2020-23).

In 2023, started all 13 games at left tackle for the fourth-ranked offense in the Big Ten (387.3 yards per game) and the top-ranked passing attack (278.9 yards per game).

As a redshirt junior, earned an 83.1 pass blocking grader by Pro Football Focus – the second-best grader among tackles in the Big Ten and fourth-best in the FBS.

2024: (9/8) at LAC: Saw action on special teams...**(9/15) at Bal.:**

Played exclusively on special teams...**(9/22) vs. Car.:** Saw action at right tackle after Thayer Munford got injured in the first quarter...Was part of an offensive line that helped QB Gardner Minshew II pass for 214 yards and one touchdown...**(9/29) vs. Cle.:** Made his first career start at right tackle and helped pave the way for a season-high 152 rushing yards...**(10/6) at Den.:**

Started at right tackle and was part of an offensive line that helped the Raiders offense produce 115 rushing yards and mark

the second straight game with 100+ rushing yards...**(10/13) vs. Pit.:** Started at right tackle and was part of an offensive line that allowed QB Aidan O'Connell to pass for 227 passing yards and one touchdown...**(10/20) at LAR:** Started at right tackle and was part of an offensive line that helped the Raiders offense produce 122 rushing yards, the second most in a single game for the Silver and Black this season only behind Week 4 vs. CLE (152)...**(10/27) vs. KC:** Started at right tackle and allowed time for Gardner Minshew to complete 24-of-30 (80.0%) passes for 209 yards and two touchdowns...**(11/3) at Cin.:** Started at right tackle and helped the offense record 198 total yards...**(11/17) at Mia.:** Started at right tackle and was part of an offense that finished with 328 total net yards, including 268 passing yards and 60 rushing yards...**(11/24) vs. Den.:** Started at right tackle and helped pave a way for our offense to averaged 4.3 yards per rush, the third best mark in a single game in 2024...**(11/29) at KC:** Started at right tackle and helped the Raiders finish with 434 total net yards of offense, including 318 net passing yards and 118 rushing yards, the most in a single game this season and the most since Week 17 of 2022 (500 vs. SF)...**(12/8) at TB:** Started at right tackle and was part of an offense that finished with 286 total net yards of offense, including 195 net passing yards and 91 rushing yards....**(12/15) at ATL:** Started at right tackle and was part of an offense that finished with 249 total net yards, including 208 net passing yards and 65 rushing yards.

COLLEGE: Played in 40 games over four seasons (2020-23) at Maryland...Started every game his final two seasons (14 at left tackle, 12 at right tackle)...In 2023, started all 13 games at left tackle and was part of an offensive line that blocked for the fourth-ranked offense (387.3 yards per game) in the Big Ten and the top-ranked passing attack (278.9 passing yards per game)...Named a Third-team All-Big Ten Conference selection...Selected for the 2024 Reese's Senior Bowl...Second-rated pass blocking tackle in the Big Ten according to Pro Football Focus with an 83.1 grade and the fourth-rated tackle in FBS...In 2022, started in all 13 games (12 at right tackle, one at left tackle) and played at both right and left tackle...Was the second highest graded pass blocking tackle in the Big Ten and seventh in the FBS with an 85.7 grade...Helped block for the fourth-ranked offense in the Big Ten, averaging 401.5 yards per game...Allowed time for Second Team All-Big Ten QB Taulia Tagovailoa to throw for 3,008 passing yards...Named Honorable Mention All-Big Ten...In 2021, appeared 13 games with six starts (four at right tackle, two at left tackle)...Blocked for an offense that set a program record for most passing yards in a season with 3,960 ... Protected Tagovailoa, who broke program records in passing yards (3,860), passing touchdowns (26), completions (328), completion percentage (69.2 percent) and 300-yard passing games (seven)...As a true freshman in 2020, saw action in one game on the offensive line.


PERSONAL: Attended West Mecklenburg High School in Charlotte, N.C. ...Was named 2019 SoMECK First Team All-Conference and was a three-star prospect by 247Sports.com.

DJ GLAZE'S NFL REGULAR SEASON STATISTICS

DATE	TEAM	GP	GS
2024	Raiders	15	12
NFL TOTALS		15	12

DJ GLAZE'S 2024 GXG REGULAR-SEASON STATISTICS (RAIDERS)

DATE	OPPONENT	P/S	W/L	SCORE
09/08	at Chargers	P	L	10-22
09/15	at Ravens	P	W	26-23
09/22	Panthers	P	L	22-36
09/29	Browns	S	W	20-16
10/06	at Broncos	S	L	18-34
10/13	Steelers	S	L	13-32
10/20	at Rams	S	L	15-20
10/27	Chiefs	S	L	20-27
11/03	at Bengals	S	L	24-41
11/17	at Dolphins	S	L	19-34
11/24	Broncos	S	L	19-29
11/29	at Chiefs	S	L	17-19
12/08	at Buccaneers	S	L	13-28
12/16	Falcons	S	L	9-15
12/22	Jaguars	S	W	19-14
2024 TOTALS		15-12	3-12	



THOMAS HARPER

34

POSITION: Safety

NFL SEASON: R

HT/WT: 5-8/195

RAIDERS SEASON: R

ACQUIRED: W-'24 (LAC)

COLLEGE: Notre Dame

BORN: 11/05/00

HOMETOWN: Knoxville, Tenn.

TRANSACTION: Signed by the Los Angeles Chargers as an undrafted free agent, April 29, 2024... Waived by the Chargers, Aug. 27, 2024... Claimed by the Las Vegas Raiders via waivers, Aug. 28, 2024.

AT A GLANCE

Played four seasons at Oklahoma State University (2019-22) before transferring to Notre Dame for his final collegiate season. Appeared in 53 career games and totaled 132 tackles (89 solo), 11 tackles for loss, 2.0 sacks, two interceptions, nine passes defended, two forced fumbles and one fumble recovery.

Initially entered the league as an undrafted free agent with the Chargers before being waived at final roster cutdowns and claimed by the Raiders prior to Week 1.

In 2023 as a member of the Fighting Irish, Harper played in 11 games (10 starts) and recorded 39 tackles (25 solo), six tackles for loss, 2.0 sacks, three passes defended, one quarterback hit and a forced fumble.

Played at safety and corner during his time at Notre Dame and earned the nation's sixth-best tackling grade (88.9) among cornerbacks in 2023, per Pro Football Focus.

2024: (9/8) at LAC: Inactive...**(9/15) at Bal.:** Inactive...**(9/22) vs. Car.:** Posted one tackle on special teams...**(9/29) vs. Cle.:** Appeared on special teams...**(10/6) at Den.:** Recorded two tackles on defense (one) and one tackle on special teams...**(10/13) vs. Pit.:** Recorded one tackle on special teams...**(10/20) at LAR:** Played on defense and special teams...**(10/27) vs. KC:** Saw action on defense and special teams...**(11/3) at Cin.:** Logged one solo tackle on special teams...**(11/17) at Mia.:** Posted an assisted tackle on defense...**(11/24) vs. Den.:** Got the start at safety and recorded three assisted tackles on defense...**(12/8) at TB:** Logged one solo tackle on defense and an assisted tackle on special teams...**(12/16) vs. Atl.:** Finished with two solo tackles on defense and two assisted tackles on special teams...**(12/22) vs. Jac.:** Recorded four tackles on defense (two solo) and recovered

one fumble.

COLLEGE: Played four seasons at Oklahoma State University (2019-22) before transferring to Notre Dame for his final collegiate season... Appeared in 53 career games and totaled 132 tackles (89 solo), 11 tackles for loss, 2.0 sacks, two interceptions, nine passes defended, two forced fumbles and one fumble recovery... Last season (2023) played at safety and corner as a member of the Fighting Irish, and saw action in 11 games (10 starts) and recorded 39 tackles (25 solo), six tackles for loss, 2.0 sacks, three passes defended, one quarterback hit and a forced fumble... Also earned the nation's sixth-best tackling grade (88.9) among cornerbacks in 2023, per Pro Football Focus... In 2022 with Oklahoma State, played in seven games, finishing with 30 total tackles, 1.5 tackles for loss, one interception and two pass breakups... In 2021 with the Cowboys, played in 12 games and finished the year with 20 tackles, including 12 solo stops... As a sophomore in 2020, Played in all 11 games (one start) as contributor on both special teams and defense, logging 31 tackles (27 solo), three passes defended, one interception and a fumble recovery... As a freshman in 2019 with Oklahoma State, saw action in 12 games, primarily on special teams and was credited with 13 tackles (nine solo) and one tackle for loss.

PERSONAL: Attended Karns High School, where he played on both sides of the ball... on both sides of the ball... As a receiver, broke his own school record with 1,279 receiving yards and 18 touchdowns on 80 receptions as a senior in 2018, earning a spot on the 2017 Tennessee High School Coaches Class 5A All-State team... Was the first player in Karns history to surpass 1,000 receiving yards, per Knox News... As a defender, he logged 92 total tackles, including 67 solo stops, as a senior and added seven pass break ups, two forced fumbles, one interception and one blocked field goal during his final high school campaign, earning all-district, all-region and team MVP honors... Finished his high school career with 155 total tackles, 114 of which were solo stops, 16 passes defended and three interceptions.

THOMAS HARPER'S NFL REGULAR SEASON DEFENSIVE STATISTICS

DATE	TEAM	GP	GS	TACKLES								INTERCEPTIONS					O. FUMB				ST					MISC	
				TK	S	A	TFL	YDS	SK	YDS	QBH	NO	YDS	LG	TD	PD	FF	FR	TD	YDS	TK	S	A	FF	FR	S	A
2024	Raiders	13	3	15	7	8	0	0	0.0	0.0	0	0	0	0	0	1	0	1	0	0	7	4	3	0	0	0	0
NFL TOTALS		13	3	15	7	8	0	0	0.0	0.0	0	0	0	0	1	0	1	0	0	7	4	3	0	0	0	0	

SINGLE-GAME HIGHS: DEFENSIVE

Total Tackles	4 vs. Jacksonville Jaguars, Dec 22, 2024	Fumble Recoveries	1 vs. Jacksonville Jaguars, Dec 22, 2024
	3 vs. Denver Broncos, Nov 24, 2024	Special Teams Tackles	1 at Tampa Bay Buccaneers, Dec 08, 2024
Solo Tackles	2 vs. Jacksonville Jaguars, Dec 22, 2024		...4 more at 1.
	...1 more at 2.		

THOMAS HARPER'S 2024 GXG REGULAR-SEASON STATISTICS (RAIDERS)

DATE	OPPONENT	P/S	TACKLES							INTERCEPTIONS					O. FUMB				ST					MISC		W/L	SCORE
			TK	S	A	SK	YDS	TFL	YDS	QBH	NO	YDS	LG	TD	PD	FF	FR	TD	YDS	TK	S	A	FF	FR	S		
09/08	at Chargers																									L	10-22
09/15	at Ravens																									W	26-23
09/22	Panthers	P	0	0	0	0.0	0.0	0	0	0	0	0	0	0	0	0	0	0	1	1	0	0	0	0	0	L	22-36
09/29	Browns	P	0	0	0	0.0	0.0	0	0	0	0	0	0	0	0	0	0	0	0	0	0	0	0	0	0	W	20-16
10/06	at Broncos	P	2	1	1	0.0	0.0	0	0	0	0	0	0	0	0	0	0	0	1	1	0	0	0	0	0	L	18-34
10/13	Steelers	P	0	0	0	0.0	0.0	0	0	0	0	0	0	0	0	0	0	0	1	1	0	0	0	0	0	L	13-32
10/20	at Rams	P	0	0	0	0.0	0.0	0	0	0	0	0	0	0	0	0	0	0	0	0	0	0	0	0	0	L	15-20
10/27	Chiefs	P	0	0	0	0.0	0.0	0	0	0	0	0	0	0	0	0	0	0	0	0	0	0	0	0	0	L	20-27
11/03	at Bengals	P	0	0	0	0.0	0.0	0	0	0	0	0	0	0	0	0	0	0	1	1	0	0	0	0	0	L	24-41
11/17	at Dolphins	P	1	0	1	0.0	0.0	0	0	0	0	0	0	0	0	0	0	0	0	0	0	0	0	0	0	L	19-34
11/24	Broncos	S	3	0	3	0.0	0.0	0	0	0	0	0	0	0	0	0	0	0	0	0	0	0	0	0	0	L	19-29
11/29	at Chiefs	S	2	1	1	0.0	0.0	0	0	0	0	0	0	1	0	0	0	0	0	0	0	0	0	0	0	L	17-19
12/08	at Buccaneers	P	1	1	0	0.0	0.0	0	0	0	0	0	0	0	0	0	0	0	1	0	1	0	0	0	0	L	13-28
12/16	Falcons	S	2	2	0	0.0	0.0	0	0	0	0	0	0	0	0	0	0	0	2	0	2	0	0	0	0	L	9-15
12/22	Jaguars	P	4	2	2	0.0	0.0	0	0	0	0	0	0	0	0	1	0	0	0	0	0	0	0	0	0	W	19-14
2024 TOTALS		13-3	15	7	8	0.0	0.0	0	0	0	0	0	0	1	0	1	0	0	7	4	3	0	0	0	0	3-12	



NATE HOBBS

39

POSITION: Cornerback

NFL SEASON: 4

HT/WT: 6-0/195

RAIDERS SEASON: 4

ACQUIRED: D5-'21

COLLEGE: Illinois

BORN: 06/24/99

HOMETOWN: Louisville, Ky.

TRANSACTIONS: Selected by Las Vegas Raiders in the fifth round (167th overall) of the 2021 NFL Draft, May 1, 2021.

AT A GLANCE

- ▼ Last season (2023), registered career highs in tackles (86) and passes defended (seven).
- ▼ His 6.62 tackles per game average in 2023 was the best average in the NFL among cornerbacks.
- ▼ Among cornerbacks in Raiders history in their first 40 career games, his 229 total tackles are the most since 1987.
- ▼ Named to Pro Football Focus All-Rookie Team in 2021 after recording 71 tackles (50), one sack, one INT, three passes defended and one forced fumble.

CAREER: Veteran cornerback enters his fourth year with the Silver and Black after being drafted 167th overall in the 2021 NFL Draft...In 2023, started all 13 games he appeared in and registered a career-high 86 tackles (59 solo)...Added 1.0 sack, one interception and seven passes defended...In 2022, started all 11 games he appeared in and totaled 72 tackles (57), one sack, four passes defended, one forced fumble and one fumble recovery...As a rookie in 2021, finished with 71 tackles, three tackles for loss, one sack, three passes defended and one forced fumble en route to earning a PFF All-Rookie Team

selection...Career totals include 40 games played with 31 starts, totaling 229 tackles (166), 12 tackles for loss, 3.0 sacks, two INTs, 14 passes defended, three forced fumbles and one fumble recovery.

2024: (9/8) at LAC: Finished with four tackles (three solo) and added one quarterback hit and one pass defended...**(9/15) at Bal.:** Recorded one tackle...**(9/22) vs. Car.:** Posted five tackles (four), one tackle for loss and one pass defended...**(9/29) vs. Cle.:** Recorded four tackles (three)...**(10/6) at Den.:** Finished with four tackles (two)...**(10/13) vs. Pit.:** Tied for the team lead with 10 tackles (four) and added one pass defended...**(10/20) at LAR:** Recorded six total tackles (six solo), one interception and one pass defended, notching his first interception of the season and the third of his career...Reached his 25th career game with 5+ tackles, the fourth most in the NFL since 2021 among cornerbacks...**(10/27) vs. KC:** Finished with four tackles, one tackle for loss, and one pass defended...**(11/3) at Cin.:** Totaled five tackles (three solo) before exiting the game with an ankle injury...**(11/17) at Mia.:** Inactive...**(11/24) vs. Den.:** Inactive...**(12/8) at TB:** Inactive...**(12/16) vs. Atl.:** Finished with two solo tackles in his first game back from ankle injury...**(12/22) vs. Jac.:** Inactive.

2023: Appeared in 13 games with 11 starts and set a new career-high in tackles (86)...Added one sack, one interception and seven passes defended...**(9/10) at Den.:** Led the team with 12 total tackles (eight solo), while adding two tackles for loss and one quarterback hit...**(9/17) at Buf.:** Finished the game with seven tackles (four) and one pass defended...**(9/24) vs. Pit.:** Tallied six tackles (three) and two passes defended...**(10/30) at Det.:** Recorded six tackles (four), one sack, one tackle for loss and one quarterback hit...**(11/5) vs. NYG:** Finished with seven tackles (three), one interception and one pass defended...**(11/12) vs. NYJ:** Registered five tackles and one pass defended...**(11/19) at Mia.:** Finished with eight tackles (six), one tackle for loss, one pass defended and one forced fumble...**(11/26) vs. KC:** Finished with eight tackles (seven) and one tackle for loss in the game...**(12/10) vs. Min.:** Recorded four tackles...**(12/25) at KC:** Tied for the team lead with 11 tackles (nine solo) and added one tackle for loss and one pass defended...Became just the third cornerback in Raiders history (since 1999) to record at least 10 tackles, one tackle for loss and one pass defended in a single game...**(12/31) at Ind.:** Led the team with eight tackles (four).

2022: Started all 11 games he appeared in and totaled 72 tackles (57 solo), one sack, four passes defended, one forced fumble and one fumble recovery...Spent six games on the Reserve/Injured List...**(9/11) at LAC:** Finished third on the team with nine total tackles (six)...Recorded a career-high two tackles for loss and added one pass defended and his first career forced fumble...**(9/18) vs. Ari.:** Established a new career high with 11 tackles (nine)...**(9/25) at Ten.:** Posted four tackles...**(10/2) vs. Den.:** Tallied three tackles, one sack, one tackle for loss and one pass defended...Registered his second career sack, taking down QB Russell Wilson for a loss of seven yards...**(10/10) at KC:** Recorded nine tackles (six)...**(12/4) vs. LAC:** Led the team with eight tackles and recovered a fumble, the first of his career...**(12/8) at LAR:** Posted a team-high nine tackles (eight)...Marked his third game of the season with 9+ tackles...**(12/18) vs. NE:** Recorded four tackles (one)...**(12/24) at Pit.:** Finished with six tackles (five)...**(1/1/23) vs. SF:** Registered eight tackles (six) and one pass defended...**(1/7/23) vs. KC:** Posted one tackle.

2021: Played in 16 games with nine starts in his rookie campaign...Recorded 71 tackles (50 solo) with one sack, one INT, three passes defended and one forced fumble...Added three stops on special teams...Named to Pro Football Focus All-Rookie Team...**(9/13) vs. Bal.:** Made his NFL debut, recording two tackles in the win...**(9/19) at Pit.:** Tied for third on the team with six tackles (four)...**(9/26) vs. Mia.:** Started in the win, recording three tackles...**(10/4) at LAC:** Recorded four tackles (two) in the contest...**(10/10) vs. Chi.:** Finished with four tackles (three) and one pass defended...**(10/17) at Den.:** Recorded a career-high 10 tackles (six), finishing third on the team...Added one stop on special teams...**(10/24) vs. Phi.:** Finished with one tackle in the win...**(11/7) at NYG:** Started and recorded three tackles (two) and his first career sack, taking down QB Daniel Jones for a loss of five yards...Added one stop on special teams...**(11/14) vs. KC:** Started and tallied six tackles (five) and one forced fumble...**(11/21) vs. Cin.:** Finished with four tackles (three)...**(11/25) at Dal.:** Recorded four tackles on defense, adding one stop on special teams...**(12/5) vs. Was.:** Finished with nine tackles (four), including one for loss...Recorded his first career interception and added on pass defended...**(12/12) at KC:** Recorded three tackles, all solo...**(12/26) vs. Den.:** Returned to action in a limited role on special teams...**(1/2/22) at Ind.:** Recorded four tackles (three) in the win, while also appearing on special teams...**(1/9/22) vs. LAC:** Finished with seven tackles (five), one tackle for loss and one pass defended...**Postseason: (1/15/22) at Cin.:** Recorded five tackles (two) with one pass defended on defense...Added three stops on special teams.

COLLEGE: Played four years at Illinois from 2017-20, appearing in 39 career games with 34 starts...Compiled 168 tackles (110 solo), 12.5 tackles for loss, one sack, three INTs, 18 passes defended, one forced fumble and one fumble recovery during his career...As a senior, started five games and missed three contests due to injury...Totaled 31 tackles (22), one INT and three passes defended...Was named a Phil Steele Preseason All-Big Ten Third Team selection...As a junior, started all 13 games at cornerback...Recorded 67 tackles (44), including 5.5 tackles for loss, one INT, 11 passes defended and one fumble recovery...Named All-Big Ten Honorable Mention by the media...As a sophomore in 2018, played nine games with seven starts at cornerback...Totaled 22 tackles (13), including three tackles for loss, one INT and two passes defended...Added four punt returns for seven yards and two kickoff returns for 27 yards...As a freshman in 2017, played in all 12 games with 10 starts at cornerback...Tallied 48 tackles (31), one sack, two passes defended and one forced fumble...Recorded 10 kickoff returns for 223 yards and four punt returns for five yards...Was named to the BTN.com All-Freshman team...Led all players in defensive snaps...Finished seventh on the team with 48 tackles...Majored in sociology.

PERSONAL: Attended Louisville (Ky.) Male High School...Rated a three-star recruit by Scout.com...Ranked No. 15 recruit in Kentucky by 247Sports.com...Also lettered in track and field.

ADDITIONAL STATISTICS: Special Teams Tackles – 3 in 2021; NFL Totals: 3.

SINGLE-GAME HIGHS: TACKLES: Total – 11, 9/18/22 vs. Ari. Solo – 9, 9/18/22 vs. Ari. Sacks – 1, two times, last: 10/02/22 at Den. Interceptions – 1, 12/5/21 vs. Was. Passes Defended – 1, seven times; last: 1/1/23 vs. SF. Forced Fumbles – 1, two times, last: 9/11/22 vs. LAC. Fumble Recoveries – 1, 12/4/22 vs. LAC.

NATE HOBBS' NFL REGULAR SEASON DEFENSIVE STATISTICS

DATE	TEAM	GP	GS	TACKLES								INTERCEPTIONS					O. FUMB				ST					MISC	
				TK	S	A	TFL	YDS	SK	YDS	QBH	NO	YDS	LG	TD	PD	FF	FR	TD	YDS	TK	S	A	FF	FR	S	A
2021	Raiders	16	9	71	50	21	3	10	1.0	6.0	4	1	9	9	0	3	1	0	0	0	3	1	2	0	0	0	0
2022	Raiders	11	11	72	57	15	3	14	1.0	7.0	1	0	0	0	0	4	1	1	0	7	0	0	0	0	0	0	
2023	Raiders	13	11	86	59	27	6	17	1.0	8.0	2	1	10	10	0	7	1	0	0	0	0	0	0	0	0	0	
2024	Raiders	10	7	45	30	15	2	4	0.0	0.0	1	1	35	35	0	5	0	0	0	0	0	0	0	0	0	0	
NFL TOTALS		50	38	274	196	78	14	45	3.0	21.0	8	3	54	35	0	19	3	1	0	7	3	1	2	0	0	0	

NATE HOBBS' NFL POSTSEASON DEFENSIVE STATISTICS

DATE	TEAM	GP	GS	TACKLES								INTERCEPTIONS					O. FUMB				ST					MISC	
				TK	S	A	TFL	YDS	SK	YDS	QBH	NO	YDS	LG	TD	PD	FF	FR	TD	YDS	TK	S	A	FF	FR	S	A
2021	Raiders	1	0	5	2	3	0	0	0.0	0.0	0	0	0	0	0	1	0	0	0	0	3	1	2	0	0	0	
NFL TOTALS		1	0	5	2	3	0	0	0.0	0.0	0	0	0	0	0	1	0	0	0	0	3	1	2	0	0	0	

SINGLE-GAME HIGHS: DEFENSIVE

Total Tackles	12 at Denver Broncos, Sep 10, 2023 11 at Kansas City Chiefs, Dec 25, 2023 ...1 more at 11.	Tackles For Loss	2 at Denver Broncos, Sep 10, 2023 ...1 more at 2.
Solo Tackles	9 at Kansas City Chiefs, Dec 25, 2023 ...1 more at 9.	Interceptions	1 at Los Angeles Rams, Oct 20, 2024 ...2 more at 1.
Sacks	1.0 at Detroit Lions, Oct 30, 2023 ...2 more at 1.0.	Interception Return Yards	9 vs. Washington Football Team, Dec 05, 2021
Passes Defended	2 vs. Pittsburgh Steelers, Sep 24, 2023 1 vs. Kansas City Chiefs, Oct 27, 2024 ...16 more at 1.	Special Teams Tackles	1 at Dallas Cowboys, Nov 25, 2021 ...2 more at 1.
Forced Fumbles	1 at Miami Dolphins, Nov 19, 2023 ...2 more at 1.	Longest Opp Fumble Return	7 vs. Los Angeles Chargers, Dec 04, 2022
Fumble Recoveries	1 vs. Los Angeles Chargers, Dec 04, 2022		

SINGLE-GAME HIGHS - POSTSEASON: DEFENSIVE

Total Tackles	5 at Cincinnati Bengals, Jan 15, 2022	Passes Defended	1 at Cincinnati Bengals, Jan 15, 2022
Solo Tackles	2 at Cincinnati Bengals, Jan 15, 2022	Special Teams Tackles	3 at Cincinnati Bengals, Jan 15, 2022

NATE HOBBS' 2024 GXG REGULAR-SEASON STATISTICS (RAIDERS)

DATE	OPPONENT	P/S	TACKLES							INTERCEPTIONS					O. FUMB				ST				MISC		W/L	SCORE	
			TK	S	A	SK	YDS	TFL	YDS	QBH	NO	YDS	LG	TD	PD	FF	FR	TD	YDS	TK	S	A	FF	FR			S
09/08	at Chargers	S	4	3	1	0.0	0.0	0	0	1	0	0	0	0	1	0	0	0	0	0	0	0	0	0	0	L	10-22
09/15	at Ravens	S	1	1	0	0.0	0.0	0	0	0	0	0	0	0	0	0	0	0	0	0	0	0	0	0	0	W	26-23
09/22	Panthers	S	5	4	1	0.0	0.0	1	3	0	0	0	0	0	1	0	0	0	0	0	0	0	0	0	0	L	22-36
09/29	Browns	S	4	3	1	0.0	0.0	0	0	0	0	0	0	0	0	0	0	0	0	0	0	0	0	0	0	W	20-16
10/06	at Broncos	P	4	2	2	0.0	0.0	0	0	0	0	0	0	0	0	0	0	0	0	0	0	0	0	0	0	L	18-34
10/13	Steelers	S	10	4	6	0.0	0.0	0	0	0	0	0	0	0	1	0	0	0	0	0	0	0	0	0	0	L	13-32
10/20	at Rams	P	6	6	0	0.0	0.0	0	0	0	1	35	35	0	1	0	0	0	0	0	0	0	0	0	0	L	15-20
10/27	Chiefs	S	4	2	2	0.0	0.0	1	1	0	0	0	0	0	1	0	0	0	0	0	0	0	0	0	0	L	20-27
11/03	at Bengals	S	5	3	2	0.0	0.0	0	0	0	0	0	0	0	0	0	0	0	0	0	0	0	0	0	0	L	24-41
11/17	at Dolphins										ON INACTIVE LIST															L	19-34
11/24	Broncos										ON INACTIVE LIST															L	19-29
11/29	at Chiefs										INACTIVE															L	17-19
12/08	at Buccaneers										ON INACTIVE LIST															L	13-28
12/16	Falcons	P	2	2	0	0.0	0.0	0	0	0	0	0	0	0	0	0	0	0	0	0	0	0	0	0	0	L	9-15
12/22	Jaguars										ON INACTIVE LIST															W	19-14
2024 TOTALS		10-7	45	30	15	0.0	0.0	2	4	1	1	35	35	0	5	0	0	0	0	0	0	0	0	0	0	3-12	

NATE HOBBS' 2023 GXG REGULAR-SEASON STATISTICS (RAIDERS)

DATE	OPPONENT	P/S	TACKLES							INTERCEPTIONS					O. FUMB				ST				MISC		W/L	SCORE	
			TK	S	A	SK	YDS	TFL	YDS	QBH	NO	YDS	LG	TD	PD	FF	FR	TD	YDS	TK	S	A	FF	FR			S
09/10	at Broncos	S	12	8	4	0.0	0.0	2	2	1	0	0	0	0	0	0	0	0	0	0	0	0	0	0	0	W	17-16
09/17	at Bills	S	7	4	3	0.0	0.0	0	0	0	0	0	0	0	1	0	0	0	0	0	0	0	0	0	0	L	10-38
09/24	Steelers	P	6	3	3	0.0	0.0	0	0	0	0	0	0	0	2	0	0	0	0	0	0	0	0	0	0	L	18-23
10/01	at Chargers										ON INACTIVE LIST															L	17-24
10/09	Packers										ON INACTIVE LIST															W	17-13
10/15	Patriots										ON INACTIVE LIST															W	21-17
10/22	at Bears										ON INACTIVE LIST															L	12-30
10/30	at Lions	S	6	4	2	1.0	8.0	1	8	1	0	0	0	0	0	0	0	0	0	0	0	0	0	0	0	L	14-26
11/05	Giants	S	7	3	4	0.0	0.0	0	0	0	1	10	10	0	1	0	0	0	0	0	0	0	0	0	0	W	30-6
11/12	Jets	P	5	5	0	0.0	0.0	0	0	0	0	0	0	0	1	0	0	0	0	0	0	0	0	0	0	W	16-12
11/19	at Dolphins	S	8	6	2	0.0	0.0	1	0	0	0	0	0	0	1	1	0	0	0	0	0	0	0	0	0	L	13-20
11/26	Chiefs	S	8	7	1	0.0	0.0	1	1	0	0	0	0	0	0	0	0	0	0	0	0	0	0	0	0	L	17-31
12/10	Vikings	S	4	4	0	0.0	0.0	0	0	0	0	0	0	0	0	0	0	0	0	0	0	0	0	0	0	L	0-3
12/14	Chargers	S	2	1	1	0.0	0.0	0	0	0	0	0	0	0	0	0	0	0	0	0	0	0	0	0	0	W	63-21
12/25	at Chiefs	S	11	9	2	0.0	0.0	1	6	0	0	0	0	0	1	0	0	0	0	0	0	0	0	0	0	W	20-14
12/31	at Colts	S	8	4	4	0.0	0.0	0	0	0	0	0	0	0	0	0	0	0	0	0	0	0	0	0	0	L	20-23
01/07	Broncos	S	2	1	1	0.0	0.0	0	0	0	0	0	0	0	0	0	0	0	0	0	0	0	0	0	0	W	27-14
2023 TOTALS		13-11	86	59	27	1.0	8.0	6	17	2	1	10	10	0	7	1	0	0	0	0	0	0	0	0	8-9		



DARNAY HOLMES

POSITION: Cornerback

HT/WT: 5-10/195

ACQUIRED: FA-'24

BORN: 06/23/98

NFL SEASON: 5

RAIDERS SEASON: 1

COLLEGE: UCLA

HOMETOWN: Pasadena, Calif.

30

TRANSACTIONS: Selected by New York Giants in the fourth round (110th overall) of the 2020 NFL Draft, April 25, 2020...Waived by Giants, Aug. 27, 2024...Signed by Las Vegas Raiders as a free agent, Aug. 28, 2024.

AT A GLANCE

- ✔ Has played in 54 games with 11 starts over four seasons with the New York Giants and totaled 107 tackles (81 solo), four interceptions, 18 passes defended, three tackles for loss, 0.5 sacks, two forced fumbles and one fumble recovery.
- ✔ In 2023, played in 16 games and registered a career-high two interceptions in addition to 11 tackles (10), three passes defended, one tackle for loss and one forced fumble.
- ✔ Played in two postseason contests and recorded seven tackles (four) and two tackles for loss.

CAREER: Veteran cornerback joins the Raiders after spending four season with the New York Giants (2020-24)...Originally a fourth-round pick by the club, has appeared in 54 games with 11 starts and compiled 107 tackles (81 solo), four interceptions, 18 passes defended, three tackles for loss, 0.5 sacks, two forced fumbles and one fumble recovery...In 2023, played in 16 games and recorded 11 tackles (10), three passes defended, one tackle for loss, one forced fumble and a career-high two interceptions...In 2022, played in 15 games with two starts and posted a career-high 38 tackles (28), eight passes defended and

one forced fumble...In 2021, played in 11 games with four starts and registered 28 tackles (20), two passes defended and one interception...Added five kickoff returns for 97 yards...As a rookie in 2020, played in 12 games with five starts and finished with 30 tackles (23), one interception, 0.5 sacks and five passes defended.

2024: (9/8) at LAC: Saw action on special teams...**(9/15) at Bal.:** Appeared on special teams...**(9/22) vs. Car.:** Played on special teams...**(9/29) vs. Cle.:** Posted one tackle...**(10/6) at Den.:** Played on special teams...**(10/13) vs. Pit.:** Saw action on defense and special teams...**(10/20) at LAR:** Appeared on special teams...**(10/27) vs. KC:** Played on special teams...**(11/3) at Cin.:** Finished with five tackles (two solo) and one pass defended...**(11/17) at Mia.:** Totaled seven tackles (four solo) and one tackle for loss...**(11/24) vs. Den.:** Finished with four tackles (one solo) and one pass defended...**(12/8) at TB:** Notched a career-high seven tackles (four solo), 1.0 sack, one tackle for loss, one quarterback hit and one pass defended...Also became the 15th different Raider with at least a half sack this season - tied for the most in a single season for the Raiders since the NFL started tracking sacks for individual players (since 1982)...**(12/16) vs. Atl.:** Played on special teams...**(12/22) vs. Jac.:** Totaled five tackles on defense (three solo).

2023 (with NYG): Played in 16 games and recorded 11 tackles (10 solo), three passes defended, one forced fumble, one tackle for loss and a career-high two interceptions...**(9/21) at SF:** Compiled one tackle, one forced fumble and one passes defended...Added one tackle on special teams...**(10/15) at Buf.:** Posted two tackles (one)...**(11/12) at Dal.:** Recorded a season-high five tackles and posted one interception...**(11/19) at Was.:** Tallied three tackles and one interception.

2022 (with NYG): Played in 15 games with two starts and registered a career-high 38 tackles (28) to go along with eight passes defended and one forced fumble...**(9/11) at Ten.:** Totaled six tackles (five solo)...**(9/18) vs. Car.:** Recorded one tackle and one passes defended...**(10/2) vs. Chi.:** Posted two tackles (one)...**(10/9) at GB:** Tallied three tackles (two) and one passes defended...**(11/13) vs. Hou.:** Posted three tackles and one tackle for loss...**(11/20) vs. Det.:** Totaled four tackles...**(11/24) at Dal.:** Posted two tackles...**(12/18) at Was.:** Recorded four tackles (two) and one pass defended...**(12/24) at Min.:** Registered six tackles (four) and one pass defended...**(1/1/23) vs. Ind.:** Posted three solo tackles and one tackle for loss...**Postseason: (1/15) at Min.:** Recorded six tackles (three)...**(1/21) at Phi.:** Posted one tackle.

2021 (with NYG): Played in 11 games with four starts and totaled 28 tackles (20 solo), two passes defended and one interception...Added five kickoff returns for 97-yards...**(9/12) vs. Den.:** : Posted three tackles (one) and one pass defended...**(9/16) at Was.:** Posted six tackles (five)...**(11/7) vs LV:** Totaled five tackles (three)...**(11/28) vs Phi.:** Posted three tackles (one) and recorded one interception.

2020 (with NYG): Appeared in 12 games with five starts and recorded 30 tackles (23 solo), 0.5 sacks, one interception, one fumble recovery and five passes defended...**(10/11) at Dal.:** Posted three tackles (two) and his first career sack...**(11/2) vs. TB:** Posted four tackles and registered his first fumble recovery of his career...**(12/6) at Sea.:** Tallied a season-high five tackles (four) and recorded his first career interception.

COLLEGE: Played in 35 games with 33 starts over three seasons at UCLA, totaling 121 tackles (89 solo), eight interceptions, 28 passes defended, two forced fumbles and two fumble recoveries...Averaged 23.1 yards on 38 kickoff returns, including a 93-yard touchdown in 2018...As a senior, started all 10 games and was selected honorable mention All-Pac-12...Finished with 34 tackles (24)...In 2018, started all 12 games and was named honorable mention All-Pac-12 after leading the team with three interceptions, including one returned 31 yards for a touchdown, a career-high 12 passes defended and two forced fumbles...As a freshman, played

in 13 games with 11 starts and led the team with three interception to go along with 39 tackles (29) and six passes defended.

PERSONAL: Started his prep career at Oaks Christian before transferring to Newbury Park High School for his sophomore season, where he recorded 87 receptions for 1,349 yards and 15 touchdowns...Transferred to Calabasas (Calif.) High School for his junior and senior seasons, leading the program to back-to-back section titles for the first time in school history...Father, Darick Holmes, was an NFL running back from 1995-99 and rushed for 1,769 yards and 11 touchdowns for Buffalo, Green Bay and Indianapolis.

SINGLE-GAME HIGHS: TACKLES: Total – 6, three times; last: 12/24/22 at Min. Solo – 5, three times; last: 11/12/23 at Dal. Sacks – 0.5, 10/11/20 at Dal. Interceptions – 1, four times; last: 11/19/23 at Was. Passes Defensed – 2, two times; last: 11/24/22 at Dal. Fumble Recoveries – 1, 11/2/20 vs. TB. Forced Fumbles – 1, two times; last: 12/11/23 vs. GB.

REGULAR SEASON COMPARISON: DEFENSIVE - NEW ORLEANS SAINTS

DATE	OPP	W/L	GP/GS	TACKLES						SACK	YDS.	INT	TFL	PD	QBH	TD	MISC	
				TOT	SOLO	ASST	FF	FR										
10/3/21	NYG @ NO	W	P	1	0	1	0.0	0.0	0	0	0	0	0	0	0	0	0	
12/17/23	NYG @ NO	L	P	0	0	0	0.0	0.0	0	0	0	0	0	0	0	0		
TOTALS		1/1	2/0	1	0	1	0.0	0.0	0	0	0	0	0	0	0	0		

DARNAY HOLMES' NFL REGULAR SEASON DEFENSIVE STATISTICS

DATE	TEAM	GP	GS	TACKLES						INTERCEPTIONS					O. FUMB				ST				MISC					
				TK	S	A	TFL	YDS	SK	YDS	QBH	NO	YDS	LG	TD	PD	FF	FR	TD	YDS	TK	S	A	FF	FR	S	A	
2020	Giants	12	5	30	23	7	0	0	0.5	3.5	2	1	0	0	0	5	0	1	0	0	0	0	0	0	0	0	0	0
2021	Giants	11	4	28	20	8	0	0	0.0	0.0	1	1	15	15	0	2	0	0	0	0	0	1	1	0	0	0	0	0
2022	Giants	15	2	38	28	10	2	3	0.0	0.0	1	0	0	0	0	8	1	0	0	0	0	0	0	0	0	0	0	
2023	Giants	16	0	11	10	1	1	5	0.0	0.0	0	2	13	11	0	3	0	0	0	0	0	7	7	0	1	0	0	
2024	Raiders	15	1	29	14	15	2	10	1.0	8.0	1	0	0	0	0	3	0	0	0	0	0	0	0	0	0	0	0	
NFL TOTALS		69	12	136	95	41	5	18	1.5	11.5	5	4	28	15	0	21	1	1	0	0	8	8	0	1	0	0	0	

DARNAY HOLMES' NFL POSTSEASON DEFENSIVE STATISTICS

DATE	TEAM	GP	GS	TACKLES						INTERCEPTIONS					O. FUMB				ST				MISC				
				TK	S	A	TFL	YDS	SK	YDS	QBH	NO	YDS	LG	TD	PD	FF	FR	TD	YDS	TK	S	A	FF	FR	S	A
2022	Giants	2	2	7	4	3	2	4	0.0	0.0	0	0	0	0	0	0	0	0	0	0	0	0	0	0	0	0	0
NFL TOTALS		2	2	7	4	3	2	4	0.0	0.0	0	0	0	0	0	0	0	0	0	0	0	0	0	0	0	0	0

SINGLE-GAME HIGHS: DEFENSIVE

Total Tackles	7 at Tampa Bay Buccaneers, Dec 08, 2024 ...1 more at 7.	Tackles For Loss	1 at Tampa Bay Buccaneers, Dec 08, 2024 ...4 more at 1.
Solo Tackles	5 at Dallas Cowboys, Nov 12, 2023 ...2 more at 5.	Interceptions	1 at Washington Commanders, Nov 19, 2023 ...3 more at 1.
Sacks	1.0 at Tampa Bay Buccaneers, Dec 08, 2024 0.5 at Dallas Cowboys, Oct 11, 2020	Interception Return Yards	15 vs. Philadelphia Eagles, Nov 28, 2021 11 at Dallas Cowboys, Nov 12, 2023
Passes Defensed	2 at Dallas Cowboys, Nov 24, 2022 ...1 more at 2.	Special Teams Tackles	1 at San Francisco 49ers, Sep 21, 2023 ...1 more at 1.
Fumble Recoveries	1 vs. Tampa Bay Buccaneers, Nov 02, 2020		

SINGLE-GAME HIGHS - POSTSEASON: DEFENSIVE

Total Tackles	6 at Minnesota Vikings, Jan 15, 2023 1 at Philadelphia Eagles, Jan 21, 2023	Tackles For Loss	2 at Minnesota Vikings, Jan 15, 2023
Solo Tackles	3 at Minnesota Vikings, Jan 15, 2023 1 at Philadelphia Eagles, Jan 21, 2023		

DARNAY HOLMES' 2024 GXG REGULAR-SEASON STATISTICS (RAIDERS)

DATE	OPPONENT	P/S	TACKLES								INTERCEPTIONS					O. FUMB				ST				MISC		W/L	SCORE			
			TK	S	A	SK	YDS	TFL	YDS	QBH	NO	YDS	LG	TD	PD	FF	FR	TD	YDS	TK	S	A	FF	FR	S			A		
09/08	at Chargers	P	0	0	0	0.0	0.0	0	0	0	0	0	0	0	0	0	0	0	0	0	0	0	0	0	0	0	0	0	L	10-22
09/15	at Ravens	P	0	0	0	0.0	0.0	0	0	0	0	0	0	0	0	0	0	0	0	0	0	0	0	0	0	0	0	0	W	26-23
09/22	Panthers	P	0	0	0	0.0	0.0	0	0	0	0	0	0	0	0	0	0	0	0	0	0	0	0	0	0	0	0	0	L	22-36
09/29	Browns	P	1	0	1	0.0	0.0	0	0	0	0	0	0	0	0	0	0	0	0	0	0	0	0	0	0	0	0	0	W	20-16
10/06	at Broncos	P	0	0	0	0.0	0.0	0	0	0	0	0	0	0	0	0	0	0	0	0	0	0	0	0	0	0	0	0	L	18-34
10/13	Steelers	P	0	0	0	0.0	0.0	0	0	0	0	0	0	0	0	0	0	0	0	0	0	0	0	0	0	0	0	0	L	13-32
10/20	at Rams	P	0	0	0	0.0	0.0	0	0	0	0	0	0	0	0	0	0	0	0	0	0	0	0	0	0	0	0	0	L	15-20
10/27	Chiefs	P	0	0	0	0.0	0.0	0	0	0	0	0	0	0	0	0	0	0	0	0	0	0	0	0	0	0	0	0	L	20-27
11/03	at Bengals	P	5	2	3	0.0	0.0	0	0	0	0	0	0	0	0	1	0	0	0	0	0	0	0	0	0	0	0	0	L	24-41
11/17	at Dolphins	P	7	4	3	0.0	0.0	1	2	0	0	0	0	0	0	0	0	0	0	0	0	0	0	0	0	0	0	0	L	19-34
11/24	Broncos	P	4	1	3	0.0	0.0	0	0	0	0	0	0	0	0	1	0	0	0	0	0	0	0	0	0	0	0	0	L	19-29
11/29	at Chiefs	P	0	0	0	0.0	0.0	0	0	0	0	0	0	0	0	0	0	0	0	0	0	0	0	0	0	0	0	0	L	17-19
12/08	at Buccaneers	S	7	4	3	1.0	8.0	1	8	1	1	0	0	0	0	1	0	0	0	0	0	0	0	0	0	0	0	0	L	13-28
12/16	Falcons	P	0	0	0	0.0	0.0	0	0	0	0	0	0	0	0	0	0	0	0	0	0	0	0	0	0	0	0	0	L	9-15
12/22	Jaguars	P	5	3	2	0.0	0.0	0	0	0	0	0	0	0	0	0	0	0	0	0	0	0	0	0	0	0	0	0	W	19-14
2024 TOTALS		15-1	29	14	15	1.0	8.0	2	10	1	0	0	0	0	3	0	0	0	0	0	0	0	0	0	0	0	0	3-12		

DARNAY HOLMES' 2023 GXG REGULAR-SEASON STATISTICS (GIANTS)

DATE	OPPONENT	P/S	TACKLES								INTERCEPTIONS					O. FUMB				ST				MISC		W/L	SCORE			
			TK	S	A	SK	YDS	TFL	YDS	QBH	NO	YDS	LG	TD	PD	FF	FR	TD	YDS	TK	S	A	FF	FR	S			A		
09/10	Cowboys	P	0	0	0	0.0	0.0	0	0	0	0	0	0	0	0	0	0	0	0	0	0	0	0	0	0	0	0	0	L	0-40
09/17	at Cardinals		ON INACTIVE LIST																								W	31-28		
09/21	at 49ers	P	1	1	0	0.0	0.0	1	5	0	0	0	0	0	0	1	0	0	0	0	0	1	1	0	0	0	0	0	L	12-30
10/02	Seahawks	P	0	0	0	0.0	0.0	0	0	0	0	0	0	0	0	0	0	0	0	0	0	0	0	0	0	0	0	0	L	3-24
10/08	at Dolphins	P	0	0	0	0.0	0.0	0	0	0	0	0	0	0	0	0	0	0	0	0	0	0	0	0	0	0	0	0	L	16-31
10/15	at Bills	P	2	1	1	0.0	0.0	0	0	0	0	0	0	0	0	0	0	0	0	0	0	0	0	0	0	0	0	0	L	9-14
10/22	Commanders	P	0	0	0	0.0	0.0	0	0	0	0	0	0	0	0	0	0	0	0	0	0	1	1	0	0	0	0	0	W	14-7
10/29	Jets	P	0	0	0	0.0	0.0	0	0	0	0	0	0	0	0	0	0	0	0	0	0	1	1	0	0	0	0	0	L	10-13+
11/05	at Raiders	P	0	0	0	0.0	0.0	0	0	0	0	0	0	0	0	0	0	0	0	0	0	0	0	0	0	0	0	0	L	6-30
11/12	at Cowboys	P	5	5	0	0.0	0.0	0	0	0	0	1	11	11	0	1	0	0	0	0	0	1	1	0	0	0	0	0	L	17-49
11/19	at Commanders	P	3	3	0	0.0	0.0	0	0	0	0	1	2	2	0	1	0	0	0	0	0	1	1	0	0	0	0	0	W	31-19
11/26	Patriots	P	0	0	0	0.0	0.0	0	0	0	0	0	0	0	0	0	0	0	0	0	0	0	0	0	0	0	0	0	W	10-7
12/11	Packers	P	0	0	0	0.0	0.0	0	0	0	0	0	0	0	0	0	0	0	0	0	0	1	1	0	1	0	0	0	W	24-22
12/17	at Saints	P	0	0	0	0.0	0.0	0	0	0	0	0	0	0	0	0	0	0	0	0	0	0	0	0	0	0	0	0	L	6-24
12/25	at Eagles	P	0	0	0	0.0	0.0	0	0	0	0	0	0	0	0	0	0	0	0	0	0	1	1	0	0	0	0	0	L	25-33
12/31	Rams	P	0	0	0	0.0	0.0	0	0	0	0	0	0	0	0	0	0	0	0	0	0	0	0	0	0	0	0	0	L	25-26
01/07	Eagles	P	0	0	0	0.0	0.0	0	0	0	0	0	0	0	0	0	0	0	0	0	0	0	0	0	0	0	0	0	W	27-10
2023 TOTALS		16-0	11	10	1	0.0	0.0	1	5	0	2	13	11	0	3	0	0	0	0	0	7	7	0	1	0	0	0	6-11		

+ - Overtime



KEENAN ISAAC

31

POSITION: Cornerback

NFL SEASON: 1

HT/WT: 6-3/190

RAIDERS SEASON: 1

ACQUIRED: FA-'24

COLLEGE: Alabama State

BORN: 02/17/00

HOMETOWN: Midfield, AL

TRANSACTIONS: Signed by Tampa Bay Buccaneers as an undrafted free agent, May 12, 2023...Waived by Buccaneers, Aug. 29, 2023...Re-signed by Buccaneers to practice squad, Aug. 20, 2023...Waived by Buccaneers, Dec. 11, 2023...Re-signed by Buccaneers to practice squad, Dec. 13, 2023...Signed by Buccaneers as a Reserve/Future free agent, Jan. 23, 2023...Waived by Buccaneers, Aug. 27, 2024...Acquired via waivers by Carolina Panthers, Aug. 28, 2024...Waived by Panthers, Sept. 7, 2024...Signed by Tampa Bay Buccaneers as a free agent, Sept. 10, 2024...Waived by Buccaneers, Sept. 20, 2024...Re-signed by Buccaneers to practice squad, Sept. 24, 2024...Waived by Buccaneers, Nov. 12, 2024...Signed by Las Vegas Raiders to practice squad, Nov. 20, 2024.

CAREER: Joined the Raiders practice squad in Week 12 after spending time on the Tampa Bay Buccaneers practice squad...Has appeared in seven career games.

2024 (with TB): Appeared in five games and saw action primarily on special teams.

2023 (with TB): Played in two games...(10/1) at NO: Appeared on special teams...(11/12) vs. Ten.: Saw action on special teams.

COLLEGE: Appeared in 36 games over five seasons (2018-22) at Alabama State University and totaled 161 tackles, 31 passes defended, 1.5 sacks, five interceptions and two forced fumbles...Played in three games as a redshirt senior in 2022, tallying 39 tackles, 10 passes defended, two interceptions and 0.5 sacks...In 2021, played in 11 games and recorded 33 tackles, seven passes defended, one sack and one forced fumble...Added one kick return for a 37-yard touchdown...Redshirted in 2020 due to injury...Started all 11 games as a sophomore in 2022, totaling 55 tackles, eight passes defended and one fumble recovery...Started six games as a freshman in 2018 and recorded 44 tackles, six passes defended and one interception.

PERSONAL: Attended Midfield (Ala.) High School, where he was named Second Team All-State as a senior...Also played basketball and averaged 18.9 points per game and 8.2 rebounds per game.

REGULAR SEASON COMPARISON: DEFENSIVE - NEW ORLEANS SAINTS

DATE	OPP	W/L	GP/GS	TACKLES							SACK	YDS.	INT	TFL	PD	QBH	TD	MISC		FR
				TOT	SOLO	ASST	FF	FR												
10/1/23	TB @ NO	W	P	0	0	0	0	0	0	0.0	0.0	0	0	0	0	0	0	0	0	0
TOTALS		1/0	1/0	0	0	0	0	0	0	0.0	0.0	0	0	0	0	0	0	0	0	0

KEENAN ISAAC'S NFL REGULAR SEASON DEFENSIVE STATISTICS

DATE	TEAM	GP	GS	TACKLES							INTERCEPTIONS					O. FUMB					ST					MISC			
				TK	S	A	TFL	YDS	SK	YDS	QBH	NO	YDS	LG	TD	PD	FF	FR	TD	YDS	TK	S	A	FF	FR	S	A		
2023	Buccaneers	2	0	0	0	0	0	0	0.0	0.0	0	0	0	0	0	0	0	0	0	0	0	0	0	0	0	0	0		
2024	Buccaneers	0	0	0	0	0	0	0	0.0	0.0	0	0	0	0	0	0	0	0	0	0	0	0	0	0	0	0			
Went from Tampa Bay to Carolina.																													
2024	Panthers	0	0	0	0	0	0	0	0.0	0.0	0	0	0	0	0	0	0	0	0	0	0	0	0	0	0	0	0		
2024	TOTAL	0	0	0	0	0	0	0	0.0	0.0	0	0	0	0	0	0	0	0	0	0	0	0	0	0	0	0			
NFL TOTALS		2	0	0	0	0	0	0	0.0	0.0	0	0	0	0	0	0	0	0	0	0	0	0	0	0	0	0			

KEENAN ISAAC'S NFL POSTSEASON DEFENSIVE STATISTICS

DATE	TEAM	GP	GS	TACKLES							INTERCEPTIONS					O. FUMB					ST					MISC			
				TK	S	A	TFL	YDS	SK	YDS	QBH	NO	YDS	LG	TD	PD	FF	FR	TD	YDS	TK	S	A	FF	FR	S	A		
2023	Buccaneers	0	0	0	0	0	0	0	0.0	0.0	0	0	0	0	0	0	0	0	0	0	0	0	0	0	0	0			
NFL TOTALS		0	0	0	0	0	0	0	0.0	0.0	0	0	0	0	0	0	0	0	0	0	0	0	0	0	0				

KEENAN ISAAC'S 2024 GXG REGULAR-SEASON STATISTICS (BUCCANEERS)


DATE	OPPONENT	P/S	TACKLES							INTERCEPTIONS					O. FUMB					ST					MISC											
			TK	S	A	SK	YDS	TFL	YDS	QBH	NO	YDS	LG	TD	PD	FF	FR	TD	YDS	TK	S	A	FF	FR	S	A	W/L	SCORE								
09/08	Commanders		DID NOT PLAY																																	
2024 TOTALS			0	0	0	0.0	0.0	0	0	0	0	0	0	0	0	0	0	0	0	0	0	0	0	0	0	0	0	0	0	0	0	0	0	0	1-0	37-20

KEENAN ISAAC'S 2023 GXG REGULAR-SEASON STATISTICS (BUCCANEERS)


DATE	OPPONENT	P/S	TACKLES							INTERCEPTIONS					O. FUMB				ST				MISC		W/L	SCORE		
			TK	S	A	SK	YDS	TFL	YDS	QBH	NO	YDS	LG	TD	PD	FF	FR	TD	YDS	TK	S	A	FF	FR			S	A
09/10	at Vikings																									W	20-17	
09/17	Bears																									W	27-17	
09/25	Eagles																									L	11-25	
10/01	at Saints																									W	26-9	
10/15	Lions																									L	6-20	
10/22	Falcons																									L	13-16	
10/26	at Bills																									L	18-24	
11/05	at Texans																									L	37-39	
11/12	Titans																									W	20-6	
11/19	at 49ers																									L	14-27	
11/26	at Colts																									L	20-27	
12/03	Panthers																									W	21-18	
12/10	at Falcons																									W	29-25	
12/17	at Packers																									W	34-20	
12/24	Jaguars																									W	30-12	
12/31	Saints																									L	13-23	
01/07	at Panthers																									W	9-0	
2023 TOTALS			0	0	0	0.0	0.0	0	0	0	0	0	0	0	0	0	0	0	0	0	0	0	0	0	0	0	9-8	

KEENAN ISAAC'S 2023 GXG POSTSEASON STATISTICS (BUCCANEERS)

DATE	OPPONENT	P/S	TACKLES							INTERCEPTIONS					O. FUMB				ST				MISC		W/L	SCORE		
			TK	S	A	SK	YDS	TFL	YDS	QBH	NO	YDS	LG	TD	PD	FF	FR	TD	YDS	TK	S	A	FF	FR			S	A
01/15	Eagles																										W	32-9
01/21	at Lions																										L	23-31
2023 TOTALS			0	0	0	0.0	0.0	0	0	0	0	0	0	0	0	0	0	0	0	0	0	0	0	0	0	0	1-1	



SHEDRICK JACKSON



POSITION: Wide Receiver **NFL SEASON:** 1
HT/WT: 6-1/200 **RAIDERS SEASON:** 1
ACQUIRED: FA'24 **COLLEGE:** Auburn
BORN: 10/20/99 **HOMETOWN:** Hoover, Ala.

SHEDRICK JACKSON'S NFL REGULAR SEASON RUSHING/RECEIVING STATISTICS

DATE	TEAM	GP	GS	RECEIVING					RUSHING				
				NO.	YDS.	AVG.	LG	TD	NO.	YDS.	AVG.	LG	TD
2023	Bengals	3	0	0	0	0.0	0	0	0	0	0.0	0	0
2024	Bengals	0	0	0	0	0.0	0	0	0	0	0.0	0	0
NFL TOTALS		3	0	0	0	0.0	0	0	0	0	0.0	0	0

SHEDRICK JACKSON'S NFL REGULAR SEASON RETURN STATISTICS

DATE	TEAM	KICKOFF RETURNS					PUNT RETURNS					
		RET.	YDS.	AVG.	LG	TD	NO.	FC	YDS.	AVG.	LG	TD
2023	Bengals	0	0	0.0	0	0	0	0	0	0.0	0	0
2024	Bengals	0	0	0.0	0	0	0	0	0	0.0	0	0
NFL TOTALS		0	0	0.0	0	0	0	0	0	0.0	0	0

SINGLE-GAME HIGHS: RUSHING/RECEIVING

Special Teams Tackles

1 vs. Houston Texans, Nov 12, 2023

SHEDRICK JACKSON'S 2024 GXG REGULAR-SEASON STATISTICS (BENGALS)

DATE	OPPONENT	P/S	RECEIVING					RUSHING					W/L	SCORE
			NO.	YDS.	AVG.	LG	TD	NO.	YDS.	AVG.	LG	TD		
09/08	Patriots												L	10-16
09/15	at Chiefs												L	25-26
09/23	Commanders												L	33-38
09/29	at Panthers												W	34-24
10/06	Ravens												L	38-41+
10/13	at Giants												W	17-7
10/20	at Browns												W	21-14
10/27	Eagles												L	17-37
11/03	Raiders												W	41-24
11/07	at Ravens												L	34-35
11/17	at Chargers												L	27-34
12/01	Steelers												L	38-44
12/09	at Cowboys												W	27-20
12/15	at Titans												W	37-27
12/22	Browns												W	24-6
2024 TOTALS		0-0	0	0	0.0	0	0	0	0	0.0	0	0	7-8	

+ - Overtime


SHEDRICK JACKSON'S 2023 GXG REGULAR-SEASON STATISTICS (BENGALS)

DATE	OPPONENT	P/S	RECEIVING					RUSHING					W/L	SCORE
			NO.	YDS.	AVG.	LG	TD	NO.	YDS.	AVG.	LG	TD		
09/10	at Browns												L	3-24
09/17	Ravens												L	24-27
09/25	Rams												W	19-16
10/01	at Titans												L	3-27
10/08	at Cardinals												W	34-20
10/15	Seahawks												W	17-13
10/29	at 49ers												W	31-17
11/05	Bills												W	24-18
11/12	Texans	P	0	0	0.0	0	0	0	0	0.0	0	0	L	27-30
11/16	at Ravens	P	0	0	0.0	0	0	0	0	0.0	0	0	L	20-34
11/26	Steelers												L	10-16
12/04	at Jaguars												W	34-31+
12/10	Colts												W	34-14
12/16	Vikings												W	27-24+
12/23	at Steelers												L	11-34
12/31	at Chiefs												L	17-25
01/07	Browns												W	31-14
2023 TOTALS		2-0	0	0	0.0	0	0	0	0	0.0	0	0	9-8	

+ - Overtime



ANDRE JAMES



POSITION: Center

NFL SEASON: 6

HT/WT: 6-4/300

RAIDERS SEASON: 6

ACQUIRED: UDFA-'19

COLLEGE: UCLA

BORN: 05/02/97

HOMETOWN: Herriman, Utah

TRANSACTIONS: Signed by Oakland Raiders as an undrafted free agent, May 2, 2019...Re-signed by the Raiders, March 11, 2024.

AT A GLANCE

Since joining the Raiders in 2019, career totals include 76 games played with 49 starts.

Started in 15 games in 2022 and helped the Raiders' offense record 2,059 rushing yards, the most in a single season in franchise history since 2011.

In 2021, started all 17 games at center and allowed QB Derek Carr to pass for a career and franchise-high 4,804 yards.

CAREER: Originally signed with the Raiders as an undrafted free agent in the 2019 offseason...Career totals include 76 games played with 49 starts...In 2023, started 16 games for an offensive line that ranked tied for 12th in the league for fewest sacks allowed...In 2022, started 15 games and helped the offense only allow 35 sacks, tied for the ninth fewest in the NFL...Started all 17 games at center in 2021, helping the offense finish 11th in the NFL in total yards per game (363.8)...Played in

all 16 games in 2020, appearing exclusively on special teams...Appeared in 12 games with one start at center in his rookie campaign for an offense that finished eighth in the NFL in sacks allowed (29).

2024: (9/8) at LAC: Started at center and allowed time for QB Gardner Minshew to pass for 257 yards and one TD...**(9/15) at Bal.:** Started at center and was part of an offensive line that helped Minshew pass for 276 yards and one touchdown...**(9/22) vs. Car.:** Started at center and allowed time for Minshew to pass for 219 yards and one touchdown...**(9/29) vs. Cle.:** Started at center and helped pave the way for a season-high 152 rushing yards...**(10/6) at Den.:** Started at center and was part of an offensive line that helped the Raiders offense produce 115 rushing yards and mark the second straight game with 100+ rushing yards...**(10/13) vs. Pit.:** Started at center and was part of an offensive line that allowed QB Aidan O'Connell to pass for 227 passing yards and one touchdown...**(10/20) at LAR:** Started at center and was part of an offensive line that helped the Raiders offense produce 122 rushing yards, the second most in a single game for the Silver and Black this season only behind Week 4 vs. CLE (152)...**(10/27) vs. KC:** Started center and allowed time for Gardner Minshew to complete 24-of-30 (80.0%) passes for 209 yards and two touchdowns...**(11/3) at Cin.:** Inactive...**(11/17) at Mia.:** Inactive...**(11/24) vs. Den.:** Was part of an offensive line that helped pave a way for our offense to averaged 4.3 yards per rush, the third best mark in a single game in 2024...**(11/29) at KC:** Inactive...**(12/8) at TB:** Did not play...**(12/15) vs. ATL:** Was part of an offense that finished with 249 total net yards, including 208 net passing yards and 65 rushing yards.

2023: Started in 16 contests at center and was inactive for one game due to injury...Was part of an offensive line that blocked for QB Aidan O'Connell, who became the first rookie quarterback in team history to have multiple 100.0-plus pass rating games (three)...Also paved the way for RB Zamir White, who became the only player in Raiders history to record multiple 100-yard rushing games in his first four starts...**(9/10) at Den.:** Started at center and was part of an offensive line that allowed zero sacks...**(9/17) at Buf.:** Started at center and was part of an offensive line that did not allow a sack for the second consecutive game...**(9/24) vs. Pit.:** Started at center and helped the Raiders offense finish with a season-high 362 total yards...**(10/1) at LAC:** Started at center and was part of an offensive line that helped QB Aidan O'Connell complete 24-of-39 (61.5 percent) passes for 238 yards and one touchdown in his NFL debut...**(10/9) vs. GB:** Started at center and helped the offense record 279 total yards...**(10/15) vs. NE:** Started at center and was part of an offensive line that did not allow a sack...Helped paved the way for 348 total yards...**(10/22) at Chi.:** Started at center and allowed the Raiders to finish with 235 total yards of offense...**(10/30) at Det.:** Started at center and helped pave the way for RB Josh Jacobs to notch his 43rd rushing touchdown of his career, the second most in Raiders history by a player in his first five NFL seasons...**(11/5) vs. NYG:** Started at center and helped the offense record a season-high 125 rushing yards...Was part of an offensive line that did not allow a sack...**(11/12) vs. NYJ:** Started at center and helped the offense register a season-high 148 rushing yards...**(11/19) at Mia.:** Started at center and allowed time for O'Connell to pass for 271 yards and one touchdown...**(11/26) vs. KC:** Started at center and allowed time for O'Connell to complete 23-of-33 pass attempts (69.7 percent) for 248 yards and one touchdown...**(12/10) vs. Min.:** Started at center and was part of an offensive line that allowed O'Connell to complete 21-of-32 pass attempts for 171 yards...**(12/25) at KC:** Started at center and was part of an offensive line that paved the way for RB Zamir White to rush for a career-high 145 yards on 22 attempts (6.6 avg.)...**(12/31) at Ind.:** Started at center and was part of an offense that finished with 370 total yards...**(1/7) vs. Den.:** Started at center and helped the Raiders finish with 359 yards of total offense.

2022: Started all 15 games he appeared in at center and was inactive for two contests due to injury...Was part of an offensive line that allowed the ninth-fewest sacks in the NFL (35) and helped pave the way for 2,059 rushing yards, the most in a single season in franchise history since 2011...**(9/11) at LAC:** Started at center in the season opener...**(10/2) vs. Den.:** Started at center and helped pave the way for 212 rushing yards...**(10/10) at KC:** Started at center and helped the offense record 378 total yards...**(10/23) vs. Hou.:** Started at center and helped RB Josh Jacobs rush for 164 yards and three TDs...**(10/30) at NO:** Started at center...**(11/6) at Jac.:** Started at center and allowed time for QB Derek Carr to pass for 259 yards and two TDs...**(11/13) vs. Ind.:** Started at center...**(11/20) at Den.:** Started at center and allowed time for Carr to pass for 307 yards and two TDs...**(11/27) at Sea.:** Helped pave the way for a season-high 576 total yards of offense, including 283 rushing yards...The offense's 576 yards were the most in a single game in the NFL in 2022...**(12/4) vs. LAC:** Started at center and was part of an offensive line that allowed zero sacks...**(12/8) at LAR:** Started at center and was part of an offensive line that allowed zero sacks for the second-straight game...**(1/1/23) vs. SF:** Part of an offense that posted 500 total yards of offense.

2021: Started all 17 games and helped the Silver and Black rank 11th in the NFL with 363.8 yards per game...Part of an offensive line

that paved the way for 268.6 passing yards per game, which ranked sixth in the NFL...**(9/13) vs. Bal.:** Started at center in the season opener...Allowed QB Derek Carr to record 435 passing yards, marking the third-most of his career...**(9/19) at Pit.:** Started at center in the win, helping Carr complete 28-of-37 passes for 382 yards with two TDs for a passer rating of 126.2...**(9/26) vs. Mia.:** Started at center in the win...Helped pave the way for 497 yards of total offense, including 140 rushing yards...Allowed Carr to complete 26-of-43 passing for 386 yards, marking his third consecutive game with at least 325 passing yards...**(10/4) at LAC:** Started at center in the contest, while also seeing action on special teams...**(10/10) vs. Chi.:** Started at center and helped pave the way for RB Josh Jacobs' third rushing TD of the season...**(10/17) at Den.:** Started at center and helped Carr finish 18-of-27 passing for 341 yards and two TDs for a passer rating of 134.4, marking the sixth-highest rating in his career...**(10/24) vs. Phi.:** Started at center as part of a line that posted its first clean sheet of the season, while helping Carr complete 91.2 percent of his attempts (31-for-34)...**(11/7) at NYG:** Started at center and helped pave the way for 403 yards of total offense, including 117 on the ground...Also part of an offensive line that surrendered just one sack in the contest...**(11/14) vs. KC:** Started at center and helped the offense record 299 total net yards...**(11/21) vs. Cin.:** Started at center, helping the offense record 278 yards of total offense...**(11/25) at Dal.:** Started at center as part of an offensive line that paved the way for 509 total net yards, including 143 yards on the ground...**(12/5) vs. Was.:** Started at center, helping the offense record 310 yards...**(12/12) at KC:** Started at center, helping the offense record 290 total net yards...**(12/20) at Cle.:** Started at center, helping the offense record 328 yards of total offense with 98 rushing yards...**(12/26) vs. Den.:** Started at center, helping pave the way for 160 rushing yards...**(1/2/22) at Ind.:** Started at center in the win, paving the way for 326 yards of total offense...**(1/9/22) vs. LAC:** Started at center, helping pave the way for a season-high 174 rushing yards and 346 yards of total offense...**Postseason: (1/15/22) at Cin.:** Started at center, helping the offense pave the way for 385 yards of total offense.

2020: Appeared in all 16 games for the first time in his career and was a primary contributor on special teams in each contest.

2019: Appeared in 12 games with one start at center in his rookie campaign...Made the team as an undrafted free agent, moving from tackle to center during training camp...Helped the offensive line finish eighth in the NFL in sacks allowed (29), while also finishing as one of just five teams in the league to surrender zero sacks against four different opponents...Part of an offensive line that paved the way for rookie RB Josh Jacobs who recorded 1,150 rushing yards in just 13 contests, becoming the first Raiders rookie to eclipse the 1,000-yard barrier...**(9/9) vs. Den.:** Made his NFL debut, appearing exclusively on special teams...**(10/27) at Hou.:** Filled in at center after C Rodney Hudson exited the game in the first quarter with an ankle injury...Part of an offensive line that did not allow a sack in their third consecutive game and fourth on the season...Helped protect QB Derek Carr as he threw for three TDs and recorded a 125.0 passer rating...**(11/3) vs. Det.:** Made his first NFL start at center...Helped pave the way as the Raiders recorded 171 yards on the ground and Jacobs scored two rushing TDs...Part of an offensive line that surrendered just one sack in the win...**(11/7) vs. LAC:** Saw limited action on offense in the primetime victory.

COLLEGE: Played three years at UCLA, seeing action in 35 games with 32 starts...Started at both left tackle and right tackle during collegiate career...Teamed with current Raider and 2018 first-round NFL Draft pick T Kolton Miller...As a senior, started all 12 games at left tackle...Named to the Athletic Director's Academic Honor Roll...Helped UCLA's rushing offense improve by over 40 yards per game from the previous season...Helped pave the way for RB Joshua Kelly, who rushed for 1,243 yards and averaged 5.5 yards per rushing attempt...Kelly posted 100-or-more yards on the ground in six games and finished 10th on UCLA's all-time single-season rushing list...As a junior, started all 13 games at right tackle...Part of a line that helped the offense improve the team's rushing output (3.7 avg.) by almost a full yard from the previous season...Line aided improvements in rushing yardage, rushing TDs and rushing first downs...Helped offense rank third in the Pac-12 Conference in total offense (457.8 avg.)...As a sophomore, played in 10 games with seven starts...Started the final seven games of the season at right tackle, moving into the lineup following an injury to Miller...As a freshman, did not see game action.

PERSONAL: Attended Herriman (Utah) High School...Listed as a four-star recruit by Scout.com...Ranked as the No. 192 player in the nation according to the Scout 300 list...The No. 177 recruit in the nation according to ESPN.com...A USA Today All-Utah Team selection...A PrepStar All-American...Listed as the No. 15 offensive tackle in the nation and the third-ranked recruit in Utah by ESPN...Listed as a four-star recruit by Rivals.com and the third-ranked player in the state of Utah.

ANDRE JAMES' NFL REGULAR SEASON STATISTICS

DATE	TEAM	GP	GS
2019	Raiders	12	1
2020	Raiders	16	0
2021	Raiders	17	17
2022	Raiders	15	15
2023	Raiders	16	16
2024	Raiders	11	9
NFL TOTALS		87	58

ANDRE JAMES' NFL POSTSEASON STATISTICS

DATE	TEAM	GP	GS
2021	Raiders	1	1
NFL TOTALS		1	1

ANDRE JAMES' 2024 GXG REGULAR-SEASON STATISTICS (RAIDERS)


DATE	OPPONENT	P/S		W/L	SCORE
09/08	at Chargers	S		L	10-22
09/15	at Ravens	S		W	26-23
09/22	Panthers	S		L	22-36
09/29	Browns	S		W	20-16
10/06	at Broncos	S		L	18-34
10/13	Steelers	S		L	13-32
10/20	at Rams	S		L	15-20
10/27	Chiefs	S		L	20-27
11/03	at Bengals		ON INACTIVE LIST	L	24-41
11/17	at Dolphins		ON INACTIVE LIST	L	19-34
11/24	Broncos	P		L	19-29
11/29	at Chiefs		DID NOT PLAY (NON-INJURY)	L	17-19
12/08	at Buccaneers		DID NOT PLAY (NON-INJURY)	L	13-28
12/16	Falcons	P		L	9-15
12/22	Jaguars	S		W	19-14
2024 TOTALS		11-9		3-12	

ANDRE JAMES' 2023 GXG REGULAR-SEASON STATISTICS (RAIDERS)

DATE	OPPONENT	P/S		W/L	SCORE
09/10	at Broncos	S		W	17-16
09/17	at Bills	S		L	10-38
09/24	Steelers	S		L	18-23
10/01	at Chargers	S		L	17-24
10/09	Packers	S		W	17-13
10/15	Patriots	S		W	21-17
10/22	at Bears	S		L	12-30
10/30	at Lions	S		L	14-26
11/05	Giants	S		W	30-6
11/12	Jets	S		W	16-12
11/19	at Dolphins	S		L	13-20
11/26	Chiefs	S		L	17-31
12/10	Vikings	S		L	0-3
12/14	Chargers		INACTIVE	W	63-21
12/25	at Chiefs	S		W	20-14
12/31	at Colts	S		L	20-23
01/07	Broncos	S		W	27-14
2023 TOTALS		16-16		8-9	



JOHN JENKINS



POSITION: Defensive Tackle **NFL SEASON:** 12

HT/WT: 6-3/327

RAIDERS SEASON: 2

ACQUIRED: UFA-'23 (MIA.) **COLLEGE:** Georgia

BORN: 07/11/89

HOMETOWN: Meriden, Conn.

TRANSACTIONS: Selected by New Orleans Saints in the third round (82nd overall) of the 2013 NFL Draft, April 26, 2013... Waived by Saints, Nov. 8, 2016... Signed by Seattle Seahawks as a free agent, Nov. 15, 2016... Signed by Chicago Bears as an unrestricted free agent, March 17, 2017... Released by Bears, Sept. 1, 2018... Signed by New York Giants as a free agent, Sept. 4, 2018... Re-signed by Giants as an unrestricted free agent, May 13, 2019... Released by Giants, Aug. 31, 2019... Signed by Miami Dolphins as a free agent, Sept. 2, 2019... Signed by Chicago Bears as an unrestricted free agent, April 28, 2020... Re-signed by Dolphins as an unrestricted free agent, April 2, 2021... Signed by Las Vegas Raiders as an unrestricted free agent, March 24, 2023... Re-signed by Raiders as an unrestricted free agent, March 17, 2024.

AT A GLANCE

Has played in 133 career games with 47 starts over 11 seasons, totaling 273 tackles (136 solo), 12 tackles for loss, 3.5 sacks, eight passes defended, one forced fumble and two fumble recoveries.

In his first season with Las Vegas, started a career-high 17 games and recorded a career-best 61 tackles (24), one sack, four tackles for loss, four passes defended and one fumble recovery returned for a touchdown.

Has appeared in five postseason games during his career and recorded eight tackles, one sack and one fumble recovery.

CAREER: Enters his 12th NFL season and second with the Raiders... Originally entered the league as a third-round selection (82nd overall) by the New Orleans Saints (2013-16) and has spent time with the Seattle Seahawks (2016), Chicago Bears (2017 and 2020), New York Giants (2018) and Miami Dolphins (2019 and 2021-22)... In 2023, started a career-high 17 games... Recorded a career-best 61 tackles (24) and added one sack, four tackles for loss, four passes defended and one fumble recovery returned for a touchdown... Played in 16 contests in 2022 with the Miami Dolphins and totaled 20 tackles (eight

solo)... In 2021, played in seven games with two starts and recorded 16 tackles (10)... Appeared in 11 games in 2020 and finished with 21 tackles (seven) and one pass defended... In 2019, played in 16 games with five starts and compiled 34 tackles (20), one sack and one pass defended... Saw action in seven games in 2018... In 2017, played in eight games with one start and recorded eight tackles (five)... In 2016, appeared in nine games between the Saints and Seahawks and totaled 13 tackles (six)... In 2015, played in 14 games with 12 starts and tallied 49 tackles (23), 0.5 sacks, one tackle for loss, one pass defended, one forced fumble and one fumble recovery... Played in 12 games with four starts in 2014 and recorded 30 tackles (20), one sack, three tackles for loss and one pass defended... As a rookie in 2013, appeared in 16 games with five starts and totaled 21 tackles (13) and two tackles for loss... Career totals include 133 games played with 47 starts, 273 tackles (136), 12 tackles for loss, 3.5 sacks, eight passes defended, one forced fumble and two fumble recoveries.

2024: (9/8) at LAC: Totaled five tackles (two solo)... **(9/15) at Bal.:** Posted two tackles (one)... **(9/22) vs. Car.:** Recorded four tackles (one)... **(9/29) vs. Cle.:** Posted one tackle... **(10/6) at Den.:** Finished with two tackles... **(10/13) vs. Pit.:** Finished with five tackles (one), 0.5 sacks and one quarterback hit... **(10/20) at LAR:** Played on defense and special teams... **(10/27) vs. KC:** Finished with three tackles (one solo) and one pass defended... **(11/3) at Cin.:** Combined for three assisted tackles, 0.5 sacks, and one quarterback hit... **(11/17) at Mia.:** Finished with four tackles (two solo) and two tackles for loss... His two tackles for loss were a single-game career high... **(11/24) vs. Den.:** Finished with two tackles (one solo) and one tackle for loss... **(12/8) at TB:** Totaled one solo tackle and one quarterback hit... **(12/16) vs. Atl.:** Posted five tackles (one solo)... **(12/22) vs. Jac.:** Recorded two assisted tackles, one quarterback hit and one pass defended.

2023: Started a career-high 17 games in his first season with the Raiders... Recorded a career-best 61 tackles (24 solo) and added one sack, four tackles for loss, four passes defended and one fumble recovery returned for a touchdown... **(9/10) at Den.:** Started at defensive tackle... **(9/17) at Buf.:** Recorded two tackles (one)... **(9/24) vs. Pit.:** Totaled six tackles (two), one tackle for loss and one quarterback hit... **(10/1) at LAC:** Recorded six tackles (five) and one pass defended... **(10/9) vs. GB:** Posted three tackles... **(10/15) vs. NE:** Tallied three tackles (two), one sack, one tackle for loss and one quarterback hit... **(10/22) at Chi.:** Posted four tackles (two)... **(10/30) at Det.:** Recorded eight tackles and one pass defended... **(11/5) vs. NYG:** Posted two tackles (one) and one tackle for loss... **(11/12) vs. NYJ:** Recorded four tackles (two) and one pass defended... **(11/19) at Mia.:** Finished with five tackles (two)... **(11/26) vs. KC:** Recorded four tackles (one)... **(12/10) vs. Min.:** Posted three tackles (one)... **(12/14) vs. LAC:** Finished with one tackle, one pass defended and one fumble recovery returned for a touchdown... In the third quarter, recovered a fumble forced by DE Malcolm Koonce and returned it 44 yards for his first career defensive touchdown... **(12/25) at KC:** Posted one tackle... **(12/31) at Ind.:** Notched seven tackles (five) and one tackle for loss... **(1/7/24) vs. Den.:** Recorded two tackles.

2022 (with Mia.): Played in 16 games and recorded 20 tackles (eight)... Was inactive for one contest... **(9/11) vs. NE:** Posted one tackle... **(9/25) vs. Buf.:** Recorded two tackles... **(9/29) at Cin.:** Notched two tackles... **(10/23) vs. Pit.:** Recorded one tackle... **(10/30) at Det.:** Posted two tackles... **(11/6) at Chi.:** Logged one tackle... **(11/13) vs. Cle.:** Recorded one tackle... **(12/4) at SF:** Registered a season-high three tackles (two)... **(12/11) at LAC:** Notched one tackle... **(12/17) at Buf.:** Posted one tackle... **(1/1/23) at NE:** Tied a season-high with three tackles (one)... **(1/8/23) vs. NYJ:** Recorded two tackles (one)... **Postseason: (1/15/23) at Buf.:** Recorded one tackle in the AFC Wild Card game.

2021 (with Mia.): Played in seven games with two starts... Was inactive for nine games and missed one contest on the Reserve/COVID-19 List... Recorded 16 tackles (10 solo)... **(9/12) at NE:** Recorded four tackles... **(9/19) vs. Buf.:** Posted one tackle... **(9/26) at LV:** Registered four tackles (three)... **(10/3) vs. Ind.:** Recorded a career-high seven tackles (two).

2020 (with Chi.): Played in 11 games and recorded 21 tackles (seven solo) and one pass defended...Was inactive for two games and spent three contests on the Reserve/injured List...(9/13) at Det.: Notched two tackles (one)...(10/18) at Car.: Recorded two tackles...(10/26) at LAR: Posted one tackle...(11/1) vs. NO: Registered two tackles...(11/29) at GB: Notched three tackles...(12/6) vs. Det.: Recorded two tackles (one)...(12/13) vs. Hou.: Posted one tackle...(12/20) at Min.: Tallied four tackles (one) and one pass defended...(12/27) at Jac.: Recorded three tackles (two)...(1/3/21) vs. GB: Logged one tackle...Postseason: (1/10) at NO: Registered one tackle and on fumble recovery in the NFC Wild Card game.

2019 (with Mia.): Played in 16 games with five starts, totaling 34 tackles (20 solo), one sack and one pass defended...(9/8) vs. Bal.: Recorded four tackles (three)...(9/15) vs. NE: Tallied two tackles, one tackle for loss and one sack...(9/22) at Dal.: Posted one tackle...(10/13) vs. Was.: Notched two tackles (one)...(10/20) at Buf.: Registered four tackles (two)...(10/28) at Pit.: Totaled one tackle and one pass defended...(11/3) vs. NYJ: Posted one tackle...(11/10) at Ind.: Finished with two tackles and one tackle for loss...(11/17) vs. Buf.: Notched two tackles (one)...(11/24) at Cle.: Recorded a season-high six tackles (four)...(12/1) vs. Phi.: Posted one tackle...(12/8) at NYJ: Recorded two tackles (one)...(12/15) at NYG: Logged three tackles (two)...(12/22) vs. Cin.: Posted two tackles (one)...(12/29) at NE: Recorded one tackle.

2018 (with NYG): Appeared in seven games...Was inactive for eight games...(9/9) vs. Jac.: Made his season debut with the Giants and saw action on defense...(9/23) at Hou.: Registered one quarterback hit.

2017 (with Chi.): Played in eight games with one start and recorded eight tackles (five solo)...Was inactive for eight games...(11/26) at Phi.: Posted one tackle...(12/3) vs. SF: Totaled two tackles (one)...(12/10) at Cin.: Notched two tackles (one)...(12/24) at Cle.: Recorded two tackles (one)...(12/31) at Min.: Posted one tackle.

2016 (with NO and Sea.): Played in nine games with one start between the Saints and Seahawks...Totaled 13 tackles (six solo)...(9/11) vs. Oak.: Posted two tackles...(9/18) at NYG: Recorded one tackle...(9/26) vs. Atl.: Logged one tackle...(10/2) at SD: Posted two tackles (one)...(10/16) vs. Car.: Recorded two tackles...(10/23) at KC: Notched two tackles...(11/20) vs. Phi.: Registered three tackles...Postseason: (1/7/17) vs. Det.: Posted one tackle.

2015 (with NO): Appeared in 14 games with 12 starts and posted 49 tackles (23 solo), 0.5 sacks, one pass defended, one forced fumble and one fumble recovery...Was inactive for two games...(9/13) at Ari.: Recorded five tackles (four)...(9/20) vs. TB: Posted two tackles (one)...(9/27) at Car.: Notched four tackles...(10/4) vs. Dal.: Tallied three tackles (one) and one pass defended...(10/11) at Phi.: Recorded two tackles...(10/25) at Ind.: Totaled two tackles and 0.5 sacks...(11/1) vs. NYG: Recorded three tackles (one)...(11/8) vs. Ten.: Registered a career-high nine tackles (two)...(11/15) at Was.: Posted five tackles (three)...

(11/29) at Hou.: Logged six tackles (four)...(12/27) vs. Jac.: Recorded six tackles (three)...(1/3/16) at Atl.: Tallied two tackles, one forced fumble and one fumble recovery.

2014 (with NO): Played in 12 games with four starts and recorded 30 tackles (20 solo), one sack and one pass defended...Was inactive for three games and missed the final game of the season after being placed on the Reserve/Injured List...(10/19) at Det.: Tallied one tackle and one pass defended...(10/26) vs. GB: Recorded one tackle...(11/9) vs. SF: Posted one tackle...(11/16) vs. Cin.: Registered three tackles...(11/24) vs. Bal.: Totaled three tackles (one) and one tackle for loss...(11/30) at Pit.: Notched five tackles (three)...(12/7) vs. Car.: Posted three tackles (one)...(12/15) at Chi.: Finished with a season-high seven tackles...Added one tackle for loss...(12/21) vs. Atl.: Recorded six tackles (four) and one tackle for loss.

2013 (with NO): Played in 16 games with five starts and posted 21 tackles (13 solo)...(9/8) vs. Atl.: Made his NFL debut and posted two tackles (one)...(9/15) at TB: Made his first career start and recorded three tackles...(9/22) vs. Ari.: Logged two tackles...(9/30) vs. Mia.: Recorded two tackles and one tackle for loss...(10/6) at Chi.: Posted one tackle...(10/27) vs. Buf.: Notched one tackle...(11/10) vs. Dal.: Recorded one tackle...(11/17) vs. SF: Posted one tackle...(12/2) at Sea.: Logged one tackle...(12/8) vs. Car.: Registered four tackles (two)...(12/15) at StL.: Recorded one tackle for loss(12/22) at Car.: Posted two tackles (one)...Postseason: (1/4/14) at Phi.: Recorded four tackles in Wild Card game...(1/11/14) at Sea.: Posted one tackle in NFC Divisional round.

COLLEGE: A two-year starter at Georgia from 2011-12...Played in 27 games with 18 starts and totaled 78 tackles (36 solo), four sacks, one interception, two passes defended and one forced fumble...As a senior in 2012, started 13 games and recorded 50 tackles (22), one sack and one pass defended...Named second-team All-SEC...As a junior in 2011, played in 14 games with seven starts and recorded 28 tackles (14), three sacks, one interception, one pass defended and one forced fumble...Earned second-team All-SEC honors...Transferred from Gulf Coast (Miss.) Community College following his sophomore season...As a sophomore in 2010, played in 10 games and registered 41 tackles (32) and two sacks...As a true freshman in 2009, played in six games and recorded nine tackles (seven) and three sacks.

PERSONAL: A native of Meriden, Conn., where he attended Francis T. Maloney High School...Played offensive tackle, defensive end and fullback in short yardage situations...Named to the All-Central Connecticut South League team as a senior...Also competed as a forward on the basketball team where, as a junior, he helped the Spartans capture the South League title after finishing with a 27-1 record and ranking third in the state.

SINGLE-GAME HIGHS: TACKLES: Total – 9, 11/18/15 vs. Ten. Solo – 7, 12/15/14 at Chi. Sacks – 1, two times, last: 9/15/19 vs. NE. Passes Defended – 1, four times; last: 12/20/20 at Min. Forced Fumbles – 1, 1/3/16 at Atl. Fumble Recoveries – 1, 1/3/16 at Atl.

REGULAR SEASON COMPARISON: DEFENSIVE - NEW ORLEANS SAINTS

DATE	OPP	W/L	GP/GS	TACKLES				ASST	SACK	YDS.	INT	TFL	PD	QBH	TD	MISC	
				TOT	SOLO	FF	FR										
10/29/17	CHI @ NO	L	P	0	0	0	0	0.0	0.0	0	0	0	0	0	0	0	0
9/30/18	NYG vs. NO	L	P	0	0	0	0	0.0	0.0	0	0	0	0	0	0	0	0
11/1/20	CHI vs. NO	L	P	2	0	2	0	0.0	0.0	0	0	0	0	0	0	0	0
TOTALS		0/3	3/0	2	0	2	0	0.0	0.0	0	0	0	0	0	0	0	0

POSTSEASON COMPARISON: DEFENSIVE - NEW ORLEANS SAINTS

DATE	OPP	W/L	GP/GS	TACKLES				ASST	SACK	YDS.	INT	TFL	PD	QBH	TD	MISC	
				TOT	SOLO	FF	FR										
1/10/21	CHI @ NO	L	P	1	1	0	0	0.0	0.0	0	0	0	0	0	0	0	1
TOTALS		0/1	1/0	1	1	0	0	0.0	0.0	0	0	0	0	0	0	0	1

JOHN JENKINS' NFL REGULAR SEASON DEFENSIVE STATISTICS

DATE	TEAM	GP	GS	TACKLES							INTERCEPTIONS					O. FUMB				ST				MISC				
				TK	S	A	TFL	YDS	SK	YDS	QBH	NO	YDS	LG	TD	PD	FF	FR	TD	YDS	TK	S	A	FF	FR	S	A	
2013	Saints	16	5	21	13	8	2	4	0.0	0.0	2	0	0	0	0	0	0	0	0	0	0	0	0	0	0	0	0	
2014	Saints	12	4	30	20	10	3	8	1.0	6.0	1	0	0	0	0	1	0	0	0	0	0	0	0	0	0	0	0	
2015	Saints	14	12	49	23	26	1	1	0.5	2.5	2	0	0	0	0	1	1	1	0	0	0	0	0	0	0	0	0	
2016	Saints	7	1	10	6	4	0	0	0.0	0.0	0	0	0	0	0	0	0	0	0	0	0	0	0	0	0	0	0	
Went from New Orleans to Seattle.																												
2016	Seahawks	2	0	3	0	3	0	0	0.0	0.0	0	0	0	0	0	0	0	0	0	0	0	0	0	0	0	0	0	0
2016	TOTAL	9	1	13	6	7	0	0	0.0	0.0	0	0	0	0	0	0	0	0	0	0	0	0	0	0	0	0	0	0
2017	Bears	8	1	8	5	3	0	0	0.0	0.0	0	0	0	0	0	0	0	0	0	0	0	0	0	0	0	0	0	0
2018	Giants	7	0	0	0	0	0	0	0.0	0.0	1	0	0	0	0	0	0	0	0	0	0	0	0	0	0	0	0	0
2019	Dolphins	16	5	34	20	14	2	10	1.0	7.0	1	0	0	0	0	1	0	0	0	0	0	0	0	0	0	0	0	0
2020	Bears	11	0	21	7	14	0	0	0.0	0.0	1	0	0	0	0	1	0	0	0	0	0	0	0	0	0	0	0	0
2021	Dolphins	7	2	16	10	6	0	0	0.0	0.0	0	0	0	0	0	0	0	0	0	0	0	0	0	0	0	0	0	0
2022	Dolphins	16	0	20	8	12	0	0	0.0	0.0	1	0	0	0	0	0	0	0	0	0	0	0	0	0	0	0	0	0
2023	Raiders	17	17	61	24	37	4	8	1.0	4.0	2	0	0	0	0	4	0	1	1	44	0	0	0	0	0	0	0	0
2024	Raiders	15	15	42	12	30	3	6	1.0	10.5	4	0	0	0	0	2	0	0	0	0	0	0	0	0	0	0	0	0
NFL TOTALS		148	62	315	148	167	15	37	4.5	30.0	15	0	0	0	0	10	1	2	1	44	0	0	0	0	0	0	0	0

JOHN JENKINS' NFL POSTSEASON DEFENSIVE STATISTICS

DATE	TEAM	GP	GS	TACKLES							INTERCEPTIONS					O. FUMB				ST				MISC				
				TK	S	A	TFL	YDS	SK	YDS	QBH	NO	YDS	LG	TD	PD	FF	FR	TD	YDS	TK	S	A	FF	FR	S	A	
2013	Saints	2	0	5	5	0	0	0	1.0	0.0	1	0	0	0	0	0	0	0	0	0	0	0	0	0	0	0	0	0
2016	Seahawks	1	0	1	1	0	0	0	0.0	0.0	0	0	0	0	0	0	0	0	0	0	0	0	0	0	0	0	0	0
2020	Bears	1	0	1	1	0	0	0	0.0	0.0	0	0	0	0	0	0	1	0	0	0	0	0	0	0	0	0	0	0
2022	Dolphins	1	0	1	1	0	0	0	0.0	0.0	0	0	0	0	0	0	0	0	0	0	0	0	0	0	0	0	0	0
NFL TOTALS		5	0	8	8	0	0	0	1.0	0.0	1	0	0	0	0	0	1	0	0	0	0	0	0	0	0	0	0	0

SINGLE-GAME HIGHS: DEFENSIVE

Total Tackles	9 vs. Tennessee Titans, Nov 08, 2015 8 at Detroit Lions, Oct 30, 2023	Forced Fumbles	1 at Atlanta Falcons, Jan 03, 2016
Solo Tackles	7 at Chicago Bears, Dec 15, 2014 5 at Indianapolis Colts, Dec 31, 2023 ...1 more at 5.	Fumble Recoveries	1 vs. Los Angeles Chargers, Dec 14, 2023 ...1 more at 1.
Sacks	1.0 vs. New England Patriots, Oct 15, 2023 ...2 more at 1.0.	Tackles For Loss	2 at Miami Dolphins, Nov 17, 2024 1 at Indianapolis Colts, Dec 31, 2023 ...11 more at 1.
Passes Defensed	1 vs. Jacksonville Jaguars, Dec 22, 2024 ...9 more at 1.		

SINGLE-GAME HIGHS - POSTSEASON: DEFENSIVE

Total Tackles	4 at Philadelphia Eagles, Jan 04, 2014 1 at Buffalo Bills, Jan 15, 2023 ...3 more at 1.	Sacks	1.0 at Seattle Seahawks, Jan 11, 2014
Solo Tackles	4 at Philadelphia Eagles, Jan 04, 2014 1 at Buffalo Bills, Jan 15, 2023 ...3 more at 1.	Fumble Recoveries	1 at New Orleans Saints, Jan 10, 2021

JOHN JENKINS' 2024 GXG REGULAR-SEASON STATISTICS (RAIDERS)

DATE	OPPONENT	P/S	TACKLES								INTERCEPTIONS					O. FUMB				ST				MISC		W/L	SCORE
			TK	S	A	SK	YDS	TFL	YDS	QBH	NO	YDS	LG	TD	PD	FF	FR	TD	YDS	TK	S	A	FF	FR	S		
09/08	at Chargers	S	5	2	3	0.0	0.0	0	0	0	0	0	0	0	0	0	0	0	0	0	0	0	0	0	0	L	10-22
09/15	at Ravens	S	2	1	1	0.0	0.0	0	0	0	0	0	0	0	0	0	0	0	0	0	0	0	0	0	0	W	26-23
09/22	Panthers	S	4	1	3	0.0	0.0	0	0	0	0	0	0	0	0	0	0	0	0	0	0	0	0	0	0	L	22-36
09/29	Browns	S	1	0	1	0.0	0.0	0	0	0	0	0	0	0	0	0	0	0	0	0	0	0	0	0	0	W	20-16
10/06	at Broncos	S	2	0	2	0.0	0.0	0	0	0	0	0	0	0	0	0	0	0	0	0	0	0	0	0	0	L	18-34
10/13	Steelers	S	5	1	4	0.5	6.5	0	0	1	0	0	0	0	0	0	0	0	0	0	0	0	0	0	0	L	13-32
10/20	at Rams	S	0	0	0	0.0	0.0	0	0	0	0	0	0	0	0	0	0	0	0	0	0	0	0	0	0	L	15-20
10/27	Chiefs	S	3	1	2	0.0	0.0	0	0	0	0	0	0	0	1	0	0	0	0	0	0	0	0	0	0	L	20-27
11/03	at Bengals	S	3	0	3	0.5	4.0	0	0	1	0	0	0	0	0	0	0	0	0	0	0	0	0	0	0	L	24-41
11/17	at Dolphins	S	4	2	2	0.0	0.0	2	2	0	0	0	0	0	0	0	0	0	0	0	0	0	0	0	0	L	19-34
11/24	Broncos	S	2	1	1	0.0	0.0	1	4	0	0	0	0	0	0	0	0	0	0	0	0	0	0	0	0	L	19-29
11/29	at Chiefs	S	2	1	1	0.0	0.0	0	0	0	0	0	0	0	0	0	0	0	0	0	0	0	0	0	0	L	17-19
12/08	at Buccaneers	S	1	1	0	0.0	0.0	0	0	1	0	0	0	0	0	0	0	0	0	0	0	0	0	0	0	L	13-28
12/16	Falcons	S	5	1	4	0.0	0.0	0	0	0	0	0	0	0	0	0	0	0	0	0	0	0	0	0	0	L	9-15
12/22	Jaguars	S	3	0	3	0.0	0.0	0	0	1	0	0	0	0	1	0	0	0	0	0	0	0	0	0	0	W	19-14
2024 TOTALS		15-15	42	12	30	1.0	10.5	3	6	4	0	0	0	0	2	0	0	0	0	0	0	0	0	0	0	3-12	

JOHN JENKINS' 2023 GXG REGULAR-SEASON STATISTICS (RAIDERS)

DATE	OPPONENT	P/S	TACKLES								INTERCEPTIONS					O. FUMB				ST				MISC		W/L	SCORE
			TK	S	A	SK	YDS	TFL	YDS	QBH	NO	YDS	LG	TD	PD	FF	FR	TD	YDS	TK	S	A	FF	FR	S		
09/10	at Broncos	S	0	0	0	0.0	0.0	0	0	0	0	0	0	0	0	0	0	0	0	0	0	0	0	0	0	W	17-16
09/17	at Bills	S	2	1	1	0.0	0.0	0	0	0	0	0	0	0	0	0	0	0	0	0	0	0	0	0	0	L	10-38
09/24	Steelers	S	6	2	4	0.0	0.0	1	2	1	0	0	0	0	0	0	0	0	0	0	0	0	0	0	0	L	18-23
10/01	at Chargers	S	6	5	1	0.0	0.0	0	0	0	0	0	0	0	1	0	0	0	0	0	0	0	0	0	0	L	17-24
10/09	Packers	S	3	0	3	0.0	0.0	0	0	0	0	0	0	0	0	0	0	0	0	0	0	0	0	0	0	W	17-13
10/15	Patriots	S	3	2	1	1.0	4.0	1	4	1	0	0	0	0	0	0	0	0	0	0	0	0	0	0	0	W	21-17
10/22	at Bears	S	4	2	2	0.0	0.0	0	0	0	0	0	0	0	0	0	0	0	0	0	0	0	0	0	0	L	12-30
10/30	at Lions	S	8	0	8	0.0	0.0	0	0	0	0	0	0	0	1	0	0	0	0	0	0	0	0	0	0	L	14-26
11/05	Giants	S	2	1	1	0.0	0.0	1	2	0	0	0	0	0	0	0	0	0	0	0	0	0	0	0	0	W	30-6
11/12	Jets	S	4	2	2	0.0	0.0	0	0	0	0	0	0	0	1	0	0	0	0	0	0	0	0	0	0	W	16-12
11/19	at Dolphins	S	5	2	3	0.0	0.0	0	0	0	0	0	0	0	0	0	0	0	0	0	0	0	0	0	0	L	13-20
11/26	Chiefs	S	4	1	3	0.0	0.0	0	0	0	0	0	0	0	0	0	0	0	0	0	0	0	0	0	0	L	17-31
12/10	Vikings	S	3	1	2	0.0	0.0	0	0	0	0	0	0	0	0	0	0	0	0	0	0	0	0	0	0	L	0-3
12/14	Chargers	S	1	0	1	0.0	0.0	0	0	0	0	0	0	0	1	0	1	1	44	0	0	0	0	0	0	W	63-21
12/25	at Chiefs	S	1	0	1	0.0	0.0	0	0	0	0	0	0	0	0	0	0	0	0	0	0	0	0	0	0	W	20-14
12/31	at Colts	S	7	5	2	0.0	0.0	1	0	0	0	0	0	0	0	0	0	0	0	0	0	0	0	0	0	L	20-23
01/07	Broncos	S	2	0	2	0.0	0.0	0	0	0	0	0	0	0	0	0	0	0	0	0	0	0	0	0	0	W	27-14
2023 TOTALS		17-17	61	24	37	1.0	4.0	4	8	2	0	0	0	0	4	0	1	1	44	0	0	0	0	0	0	8-9	



JACK JONES

18

POSITION: Cornerback

NFL SEASON: 3

HT/WT: 5-11/175

RAIDERS SEASON: 2

ACQUIRED: W-'23

COLLEGE: Arizona State

BORN: 12/20/97

HOMETOWN: Long Beach, Calif.

TRANSACTIONS: Signed by New England Patriots in fourth round (121st overall) of 2022 NFL Draft...Waived by Patriots, Nov. 13, 2023...Claimed via waivers by Las Vegas Raiders, Nov. 14, 2023.

AT A GLANCE

In his first season in Silver and Black, tied for second in the NFL with two interceptions returned for touchdowns and became just the 15th player in Raider history to record multiple interceptions returned for a touchdown in a single season.

Over 17 games with New England, totaled 42 total tackles, two interceptions, including one returned for a touchdown, seven passes defended, three tackles for loss, one forced fumble and one fumble recovery.

Has registered three interceptions returned for touchdowns in his first 22 career games, tied for the most in NFL history among players in their first 22 games.

CAREER: Third-year cornerback enters his second season with the Raiders...Joined the Silver and Black in Week 10 of 2023 after starting the season with the New England Patriots...Totaled 37 tackles (28 solo), two interceptions returned for touchdowns, one tackle for loss and five passes defended...In 2022 with the Patriots, played in 13 games with two starts and recorded 30 tackles (25), two interceptions, including one returned for a touchdown, six passes defended, one forced fumble and one fumble recovery...Career totals include 24 games played with five starts, 67 tackles, four interceptions, three defensive touchdowns, 10 passes defended, one forced fumble and one fumble recovery.

2024: (9/8) at LAC: Posted four tackles (three solo)...**(9/15) at Bal.:** Recorded three tackles (two) and two passes defended...**(9/22) vs. Car.:** Tallied seven tackles (six) and one pass defended...**(9/29) vs. Cle.:** Recorded four tackles (three)...**(10/6) at Den.:** Finished with three tackles (two), one tackle for loss and one pass defended...**(10/13) vs. Pit.:** Recorded two tackles (one) and one pass defended...**(10/20) at LAR:** Posted two tackles (one solo)...**(10/27) vs. KC:** Finished with five tackles (four solo) and one pass defended...**(11/3) at Cin.:** Recorded four tackles, two passes defended and one interception returned for a touchdown (30 yards)...Reached his fourth career interceptions returned for a touchdown, tied for the fourth most in NFL history among players in their first three NFL seasons...Also tied his single-game career high with two passes defended, his third career game with multiple passes defended...Now has eight passes defended in 2024, tied for the most on the team and tied for the 11th most in the NFL. He also owns five passes defended on third downs in 2024, tied for the fourth most in the league...**(11/17) at Mia.:** Totaled seven tackles (six solo) and one tackle for loss...**(11/24) vs. Den.:** Finished with seven solo tackles, one tackle for loss and one pass defended...His seven tackles today are tied for his single-game career high...Jones also reached nine passes defended in 2024, tied for the 12th most in the NFL...**(12/8) at TB:** Finished with three solo tackles, one interception and one pass defended...Jones reached multiple interceptions recorded in each of the last three seasons becoming 1-of-9 players in the NFL to record multiple INTs in each season since 2022...**(12/16) vs. Atl.:** Totaled three tackles (one solo)...**(12/22) vs. Jac.:** Finished with five tackles (three solo) and one pass defended.

2023 (with NE and LV): Played in four games with the Patriots before joining the Raiders in Week 10...Totaled 37 tackles (28 solo), two interceptions returned for touchdowns, one tackle for loss and five passes defended...**(10/22) vs. Buf.:** Recorded four tackles (one)...**(10/29) at Mia.:** Posted three tackles (two) and one pass defended...**(11/5) vs. Was.:** Notched three tackles...**(11/12) vs. Ind.:** Posted two tackles in his final game with the Patriots...**(11/19) at Mia.:** Appeared on defense in his first game as a Raider...**(11/26) vs. KC:** Totaled five tackles...**(12/10) vs. Min.:** Recorded five tackles (four) and one tackle for loss...**(12/14) vs. LAC:** Finished with five total tackles (four), one interception (returned for a TD) and one pass defended...In the fourth quarter, picked off Chargers QB Easton Stick at the LAC 15 and returned it 15 yards for a touchdown, notching his third career interception and second career interception returned for a touchdown...**(12/25) at KC:** Finished with five tackles (four), one interception returned for a TD and one pass defended...Picked off Chiefs QB Patrick Mahomes at the KC 33 and returned it 33-yards for a touchdown in the second quarter, marking his second defensive touchdown in 2023, tied for the second most in the NFL...**(12/31) at Ind.:** Notched four tackles (two)...**(1/7/24) vs. Den.:** Recorded one tackle and one pass defended.

2022 (with NE): Played in 13 games (two starts), totaling 30 tackles (25 solo), two interceptions (one returned for a touchdown), three tackles for loss, one forced fumble, one fumble recovery and six passes defended...Ranked tied for fourth on the Patriots with two interceptions...**(9/11) at Mia.:** Made his NFL debut as a reserve cornerback...**(9/18) at Pit.:** Recorded two tackles (two solo)...**(10/2) at GB:** Made his first NFL start and recorded seven total tackles (three solo) and forced two takeaways, picking off Packers QB Aaron Rodgers and returning it 40 yards for a touchdown and forcing and recovering a fumble by Packers WR Romeo Doubs...**(10/9) vs. Det.:** Part of the defensive unit that shutout the No. 1 ranked offense and recorded an interception for the second straight game, picking off Lions QB Jared Goff, becoming the first Patriots rookie to record an interception in back-to-back games since 2013. Added three tackles and two passes defended...**(10/16) at Cle.:** Recorded two tackles and a pass defended...**(10/14) vs. Chi.:** Posted four tackles and his first career tackle for loss...**(10/30) at NYJ.:** Recorded five tackles...**(11/6) vs. Ind.:** Logged one tackle and one pass defended...**(11/20) vs. NYJ.:** Part of the defense that held the Jets to just 103 total yards, the third fewest total yards allowed in a game in Patriots history...**(12/1) vs. Buf.:** Recorded four tackles...**(12/12) at Ari.:** Made his second career start and posted one pass defended.

COLLEGE: Began his college career playing two seasons at USC (2016-2017), then played at Moorepark Junior College for the 2018 season before transferring to Arizona State for his final three seasons (2018-21)...Over his entire college career, played in 53 games and totaled 145 total tackles, 29 passes defended, and 10 interceptions...Played in 26 games and started in 24, accumulated 86 total

tackles, five interceptions, 25 pass deflections, three forced fumbles, and a blocked field goal during his time at ASU...As a senior in 2021, finished with 42 tackles, 2.5 tackles for loss, a strip sack and three interceptions, tied for the team lead and tied for the most among Pac-12 corners... Played and started at corner in all 14 games for the Pac-12 Champion Trojans as a sophomore in 2017, totaling 40 total tackles, a team-leading four interceptions and eight pass breakups...As a true freshman in 2016, saw playing time as a reserve cornerback, appearing in all 13 games, making 13 tackles, recovering a fumble, and recording a pass deflection on defense.

PERSONAL: Attended Long Beach Poly High School in Long Beach, Calif....Played in all three phases and was named to the 2015 Prep Star All-American Dream Team, Scout.com All-American and Earned a spot in the Tacoma News Tribune Western 100.

SINGLE-GAME HIGHS: TACKLES: Total – 7, 10/2/22 at GB. Solo – 5, 10/30/22 at NYJ. Interceptions – 1, two times; last: 10/9/22 vs. Det. Passes Defensed – 2, 10/9/22 vs. Det.

JACK JONES' NFL REGULAR SEASON DEFENSIVE STATISTICS

DATE	TEAM	GP	GS	TACKLES								INTERCEPTIONS						O. FUMB				ST					MISC	
				TK	S	A	TFL	YDS	SK	YDS	QBH	NO	YDS	LG	TD	PD	FF	FR	TD	YDS	TK	S	A	FF	FR	S	A	
2022	Patriots	13	2	30	25	5	3	5	0.0	0.0	0	2	40	40t	1	6	1	1	0	0	0	0	0	0	0	0	0	
2023	Patriots	4	0	12	8	4	0	0	0.0	0.0	1	0	0	0	0	1	0	0	0	0	0	0	0	0	0	0		
Went from New England to Las Vegas.																												
2023	Raiders	7	3	25	20	5	1	0	0.0	0.0	0	2	49	33t	2	3	0	0	0	0	0	0	0	0	0	0	0	
2023	TOTAL	11	3	37	28	9	1	0	0.0	0.0	1	2	49	33t	2	4	0	0	0	0	0	0	0	0	0	0	0	
2024	Raiders	15	14	62	49	13	3	13	0.0	0.0	0	2	53	29t	1	12	0	0	0	0	0	0	0	0	0	0	0	
NFL TOTALS		39	19	129	102	27	7	18	0.0	0.0	1	6	142	40T	4	22	1	1	0	0	0	0	0	0	0	0	0	

SINGLE-GAME HIGHS: DEFENSIVE

Total Tackles	7 vs. Denver Broncos, Nov 24, 2024 ...3 more at 7.	Tackles For Loss	2 vs. Buffalo Bills, Dec 01, 2022 1 vs. Denver Broncos, Nov 24, 2024 ...4 more at 1.
Solo Tackles	7 vs. Denver Broncos, Nov 24, 2024 6 at Miami Dolphins, Nov 17, 2024 ...1 more at 6.	Interceptions	1 at Tampa Bay Buccaneers, Dec 08, 2024 ...5 more at 1.
Passes Defensed	2 at Cincinnati Bengals, Nov 03, 2024 ...2 more at 2.	Interception Return Yards	40 at Green Bay Packers, Oct 02, 2022 33 at Kansas City Chiefs, Dec 25, 2023

JACK JONES' 2024 GXG REGULAR-SEASON STATISTICS (RAIDERS)

DATE	OPPONENT	P/S	TACKLES								INTERCEPTIONS						O. FUMB				ST					MISC		W/L	SCORE
			TK	S	A	SK	YDS	TFL	YDS	QBH	NO	YDS	LG	TD	PD	FF	FR	TD	YDS	TK	S	A	FF	FR	S	A			
09/08	at Chargers	S	4	3	1	0.0	0.0	0	0	0	0	0	0	0	0	0	0	0	0	0	0	0	0	0	0	0	L	10-22	
09/15	at Ravens	S	3	2	1	0.0	0.0	0	0	0	0	0	0	0	2	0	0	0	0	0	0	0	0	0	0	0	W	26-23	
09/22	Panthers	S	7	6	1	0.0	0.0	0	0	0	0	0	0	1	0	0	0	0	0	0	0	0	0	0	0	0	L	22-36	
09/29	Browns	P	4	3	1	0.0	0.0	0	0	0	0	0	0	0	0	0	0	0	0	0	0	0	0	0	0	0	W	20-16	
10/06	at Broncos	S	3	2	1	0.0	0.0	1	5	0	0	0	0	0	1	0	0	0	0	0	0	0	0	0	0	0	L	18-34	
10/13	Steelers	S	2	1	1	0.0	0.0	0	0	0	0	0	0	0	1	0	0	0	0	0	0	0	0	0	0	0	L	13-32	
10/20	at Rams	S	2	1	1	0.0	0.0	0	0	0	0	0	0	0	0	0	0	0	0	0	0	0	0	0	0	0	L	15-20	
10/27	Chiefs	S	5	4	1	0.0	0.0	0	0	0	0	0	0	0	1	0	0	0	0	0	0	0	0	0	0	0	L	20-27	
11/03	at Bengals	S	4	4	0	0.0	0.0	0	0	0	1	29	29	1	2	0	0	0	0	0	0	0	0	0	0	0	L	24-41	
11/17	at Dolphins	S	7	6	1	0.0	0.0	1	4	0	0	0	0	0	0	0	0	0	0	0	0	0	0	0	0	0	L	19-34	
11/24	Broncos	S	7	7	0	0.0	0.0	1	4	0	0	0	0	0	1	0	0	0	0	0	0	0	0	0	0	0	L	19-29	
11/29	at Chiefs	S	3	3	0	0.0	0.0	0	0	0	0	0	0	0	1	0	0	0	0	0	0	0	0	0	0	0	L	17-19	
12/08	at Buccaneers	S	3	3	0	0.0	0.0	0	0	0	1	24	24	0	1	0	0	0	0	0	0	0	0	0	0	0	L	13-28	
12/16	Falcons	S	3	1	2	0.0	0.0	0	0	0	0	0	0	0	0	0	0	0	0	0	0	0	0	0	0	0	L	9-15	
12/22	Jaguars	S	5	3	2	0.0	0.0	0	0	0	0	0	0	0	1	0	0	0	0	0	0	0	0	0	0	0	W	19-14	
2024 TOTALS		15-14	62	49	13	0.0	0.0	3	13	0	2	53	29T	1	12	0	0	0	0	0	0	0	0	0	0	0	3-12		

JACK JONES' 2023 GXG REGULAR-SEASON STATISTICS (PATRIOTS/RAIDERS)

DATE	OPPONENT	P/S	TACKLES							INTERCEPTIONS					O. FUMB				ST				MISC		W/L	SCORE		
			TK	S	A	SK	YDS	TFL	YDS	QBH	NO	YDS	LG	TD	PD	FF	FR	TD	YDS	TK	S	A	FF	FR			S	A
09/10	Eagles									DID NOT PLAY																	L	20-25
09/17	Dolphins									DID NOT PLAY																	L	17-24
09/24	at Jets									DID NOT PLAY																	W	15-10
10/01	at Cowboys									DID NOT PLAY																	L	3-38
10/08	Saints									DID NOT PLAY																	L	0-34
10/15	at Raiders									DID NOT PLAY																	L	17-21
10/22	Bills	P	4	1	3	0.0	0.0	0	0	1	0	0	0	0	0	0	0	0	0	0	0	0	0	0	0	0	W	29-25
10/29	at Dolphins	P	3	2	1	0.0	0.0	0	0	0	0	0	0	0	1	0	0	0	0	0	0	0	0	0	0	L	17-31	
11/05	Commanders	P	3	3	0	0.0	0.0	0	0	0	0	0	0	0	0	0	0	0	0	0	0	0	0	0	0	L	17-20	
11/12	Colts	P	2	2	0	0.0	0.0	0	0	0	0	0	0	0	0	0	0	0	0	0	0	0	0	0	0	L	6-10	
Went from Patriots to Raiders.																												
11/19	at Dolphins	P	0	0	0	0.0	0.0	0	0	0	0	0	0	0	0	0	0	0	0	0	0	0	0	0	0	L	13-20	
11/26	Chiefs	P	5	5	0	0.0	0.0	0	0	0	0	0	0	0	0	0	0	0	0	0	0	0	0	0	0	L	17-31	
12/10	Vikings	P	5	4	1	0.0	0.0	1	0	0	0	0	0	0	0	0	0	0	0	0	0	0	0	0	0	L	0-3	
12/14	Chargers	P	5	4	1	0.0	0.0	0	0	0	1	16	16	1	1	0	0	0	0	0	0	0	0	0	0	W	63-21	
12/25	at Chiefs	S	5	4	1	0.0	0.0	0	0	0	1	33	33	1	1	0	0	0	0	0	0	0	0	0	0	W	20-14	
12/31	at Colts	S	4	2	2	0.0	0.0	0	0	0	0	0	0	0	0	0	0	0	0	0	0	0	0	0	0	L	20-23	
01/07	Broncos	S	1	1	0	0.0	0.0	0	0	0	0	0	0	0	1	0	0	0	0	0	0	0	0	0	0	W	27-14	
2023 TOTALS		11-3	37	28	9	0.0	0.0	1	0	1	2	49	33T	2	4	0	0	0	0	0	0	0	0	0	0	5-12		



KYU BLU KELLY

36

POSITION: Cornerback

NFL SEASON: 2

HT/WT: 6-1/185

RAIDERS SEASON: 1

ACQUIRED: FA-'24

COLLEGE: Stanford

BORN: 05/22/01

HOMETOWN: Las Vegas, Nev.

TRANSACTIONS: Selected by Baltimore Ravens in the fifth round (157th overall) of the 2023 NFL Draft, April 29, 2023...Waived by Ravens, Aug. 29, 2023...Acquired by Seattle Seahawks via waivers, Aug. 30, 2023...Waived by Seahawks, Nov. 11, 2023...Acquired by Green Bay Packers via waivers, Nov. 12, 2023...Waived by Packers, Dec. 12, 2023...Acquired by Washington Commanders via waivers, Dec. 13, 2023...Waived by Commanders, Aug. 27, 2024...Signed by Las Vegas Raiders to practice squad, Sept. 10, 2024.

AT A GLANCE

- ✔ As a rookie in 2023, played in eight games and recorded five tackles and one tackle for loss between his time with the Seattle Seahawks, Green Bay Packers and Washington Commanders (2023).
- ✔ Started 35-of-38 career games played for the Stanford Cardinal from 2019-22, earning second-team All-Pac-12 honors from the conference coaches in each of his last two seasons.
- ✔ Totaled 148 tackles, 26 passes defended, three interceptions, one forced fumble and one fumble recovery during his collegiate career.

2024: (12/22) vs. Jac.: Played on special teams.

2023 (with SEA/GB/WAS): Appeared in five games with the Seahawks and one game with the Packers before joining the Commanders and playing in two contests...**(1/7/24) vs Dal.:** Recorded five tackles and one tackle for loss.

COLLEGE: Played in 38 games over four seasons (2019-22) at Stanford and totaled 148 total tackles (112 solo), 26 passes

defended, three interceptions, one forced fumble and one fumble recovery...As a senior in 2022, started 10 contests and recorded 35 tackles (26), one fumble recovery, and six passes defended...As a junior in 2021, started 11 games and finished sixth on the team with 58 tackles...Led the Pac-12 and ranked 20th nationally with 12 passes defended...In 2020, totaled 20 tackles and one pass defended...As a freshman in 2019, played in 12 games with nine starts and registered 35 tackles, 1.5 tackles for loss and one sack.

PERSONAL: Attended Bishop Gorman High School in Las Vegas, Nev. ...A two-time state champion (2017-18)... Recorded 23 tackles (18 solo), one interception, three passes defended, two blocked kicks, 174 receiving yards and one touchdown as a senior...Earned All-State first team defense honors in 2018 and second-team All-State defensive honors in 2017..Posted 18 tackles (11), four interceptions and four passes defended as a junior...Also was named All-State in track and field in 2017.

KYU BLU KELLY'S NFL REGULAR SEASON DEFENSIVE STATISTICS

DATE	TEAM	GP	GS	TACKLES								INTERCEPTIONS					O. FUMB				ST				MISC		
				TK	S	A	TFL	YDS	SK	YDS	QBH	NO	YDS	LG	TD	PD	FF	FR	TD	YDS	TK	S	A	FF	FR	S	A
2023	Seahawks	5	0	0	0	0	0	0	0	0.0	0.0	0	0	0	0	0	0	0	0	0	0	0	0	0	0	0	0
Went from Seattle to Green Bay.																											
2023	Packers	1	0	0	0	0	0	0	0	0.0	0.0	0	0	0	0	0	0	0	0	0	0	0	0	0	0	0	0
Went from Green Bay to Washington.																											
2023	Commanders	2	0	5	5	0	1	1	0.0	0.0	0	0	0	0	0	0	0	0	0	0	0	0	0	0	0	0	0
2023	TOTAL	8	0	5	5	0	1	1	0.0	0.0	0	0	0	0	0	0	0	0	0	0	0	0	0	0	0	0	0
2024	Raiders	2	0	0	0	0	0	0	0.0	0.0	0	0	0	0	0	0	0	0	0	0	0	0	0	0	0	0	0
NFL TOTALS		10	0	5	5	0	1	1	0.0	0.0	0	0	0	0	0	0	0	0	0	0	0	0	0	0	0	0	0



RAMEL KEYTON



POSITION: Wide Receiver

NFL SEASON: R

HT/WT: 6-2/191

RAIDERS SEASON: R

ACQUIRED: UDFA-'24

COLLEGE: Tennessee

BORN: 09/14/00

HOMETOWN: Marietta, Ga.

TRANSACTIONS: Signed by Las Vegas Raiders as an undrafted free agent, May 9, 2024.

2024: (9/8) at LAC: Inactive...(9/15) at Bal.: Inactive...(9/22) vs. Car.: Inactive...(11/3) at Cin.: Had one reception for seven yards...(11/17) at Mia.: Saw action on offense and special teams...(11/24) vs. Den.: Played on offense and special teams...(11/29) at KC: Inactive...(12/8) at TB: Saw action on special teams...(12/15) vs. ATL: Saw action on offense and special teams.

COLLEGE: Played five years at Tennessee, playing in 55 games with 24 starts...Recorded 86 receptions for 1,456 yards and 11 touchdowns, averaging 16.9 yards per catch...In 2023, started all 13 games and registered career highs in receptions (35), receiving yards (642) and touchdowns (six)...Led the team in touchdown receptions and tied for 10th in the SEC...Ranked third in the SEC in yards per reception (18.3)...Recorded three catches for 51 yards against Iowa in the Citrus Bowl...Posted his first-career 100-yard receiving game against Vanderbilt, recording four catches for 122 yards and two touchdowns...Led the team with four catches for 57 yards at No. 14 Missouri...Posted two catches for a career-high 81 receiving yards, including a career-long 60-yard TD catch against UConn...Hauled in three receptions for 30 yards at Kentucky...Recorded five receptions for 71 yards at Alabama...Caught a 48-yard touchdown pass against UTSA...Hauled in three catches for 39 yards, including an 11- yard touchdown at Florida (9/16) ...Led team with five catches for 52 yards and one touchdown against Austin Peay...Finished with 66 receiving yards and one touchdown against Virginia...In 2022, finished with 31 receptions for 562 yards and five touchdowns...His 18.1 yards per catch ranked fifth-best in the SEC...Played in all 13 games with seven starts...Recorded four catches for 76 yards, including the game-winning 46-yard touchdown in the Orange Bowl against Clemson...Hauled in three passes for 36 yards at Vanderbilt...Posted two receptions for 33 yards at South Carolina...Recorded a 46-yard reception against Missouri...Recorded five catches for 77 yards and two touchdowns with his scores coming from eight and 17 yards out against UT Martin...Posted 78 receiving yards on five catches against Alabama...Caught two passes for 19 yards against No. 25 LSU...Recorded three receptions for 69 yards against No. 20 Florida...Recorded four receptions for 57 yards against Ball State...In 2021, played in 10 games and made one start, totaling seven receptions for 72 yards...Posted five receptions for 48 yards against No. 1 Georgia... Made his first catch of the season for 10 yards against Tennessee Tech...In 2020, appeared in seven games and made three starts, totaling nine receptions for 76 yards...Hauled in two catches for 29 yards at No. 3 Georgia...Posted two receptions for 20 yards at South Carolina...In 2019, played in 12 games...Finished with four catches for 104 yards (26.0 avg.)...Totaled two receptions for a season-high 60 yards against Indiana in the TaxSlayer Gator Bowl.

PERSONAL: Attended Marietta (Ga.) High School...Rated as a four-star recruit and a top-15 prospect out of Georgia...Selected to play in the 2019 All-American Bowl...Finished with 184 receptions for over 3,000 yards and 34 touchdowns in his prep career...Named to Atlanta Journal Constitution's 2018 Super 11 Football Prospects list...Totaled 44 receptions for 694 yards and 10 touchdowns in 2018 despite missing the second-half of the season with an injury...Earned 2017 Georgia Class 6A All-State Honorable Mention.

RAMEL KEYTON'S NFL REGULAR SEASON RUSHING/RECEIVING STATISTICS

DATE	TEAM	GP	GS	RECEIVING					RUSHING				
				NO.	YDS.	AVG.	LG	TD	NO.	YDS.	AVG.	LG	TD
2024	Raiders	6	0	1	7	7.0	7	0	0	0	0.0	0	0
NFL TOTALS		6	0	1	7	7.0	7	0	0	0	0.0	0	0

RAMEL KEYTON'S NFL REGULAR SEASON RETURN STATISTICS

DATE	TEAM	KICKOFF RETURNS					PUNT RETURNS					
		RET.	YDS.	AVG.	LG	TD	NO.	FC	YDS.	AVG.	LG	TD
2024	Raiders	0	0	0.0	0	0	0	0	0	0.0	0	0
NFL TOTALS		0	0	0.0	0	0	0	0	0	0.0	0	0

SINGLE-GAME HIGHS: RECEIVING

Longest Receptions

7 at Cincinnati Bengals, Nov 03, 2024

RAMEL KEYTON'S 2024 GXG REGULAR-SEASON STATISTICS (RAIDERS)

DATE	OPPONENT	P/S	RECEIVING					RUSHING					W/L	SCORE
			NO.	YDS.	AVG.	LG	TD	NO.	YDS.	AVG.	LG	TD		
09/08	at Chargers												L	10-22
09/15	at Ravens												W	26-23
09/22	Panthers												L	22-36
09/29	Browns												W	20-16
10/06	at Broncos												L	18-34
10/13	Steelers												L	13-32
10/20	at Rams												L	15-20
10/27	Chiefs												L	20-27
11/03	at Bengals	P	1	7	7.0	7	0	0	0	0.0	0	0	L	24-41
11/17	at Dolphins	P	0	0	0.0	0	0	0	0	0.0	0	0	L	19-34
11/24	Broncos	P	0	0	0.0	0	0	0	0	0.0	0	0	L	19-29
11/29	at Chiefs												L	17-19
12/08	at Buccaneers	P	0	0	0.0	0	0	0	0	0.0	0	0	L	13-28
12/16	Falcons	P	0	0	0.0	0	0	0	0	0.0	0	0	L	9-15
12/22	Jaguars	P	0	0	0.0	0	0	0	0	0.0	0	0	W	19-14
2024 TOTALS		6-0	1	7	7.0	7	0	0	0	0.0	0	0	0	3-12



DYLAN LAUBE

23

POSITION: Running Back

NFL SEASON: R

HT/WT: 5-10/206

RAIDERS SEASON: R

ACQUIRED: D6-'24

COLLEGE: New Hampshire

BORN: 12/14/99

HOMETOWN: Westhampton, N.Y.

TRANSACTION: Selected by Las Vegas Raiders in the sixth round (208th overall) of the 2024 Draft, April 27, 2024.

AT A GLANCE

Played in 46 career games over six seasons (2018-23) at New Hampshire, compiling 7,197 all-purpose yards, including 2,773 rushing yards, 1,791 receiving yards, 2,207 kickoff return yards and 426 punt return yards.

Scored 47 total touchdowns during his college career (29 rushing, 14 receiving, 2 kickoff returns and 2 punt returns).

In 2023, led the nation in all-purpose yards per game (209.5), ranked second in total touchdowns (18), ranked third in kickoff return average (31.1) and eighth in receptions per game (6.8).

2024: (9/8) at LAC: Inactive...**(9/15) at Bal.:** Inactive...**(9/22) vs. Car.:** Inactive...**(9/29) vs. Cle.:** Played exclusively on special teams...**(10/6) at Den.:** Saw action on special teams...**(10/13) vs. Pit.:** Saw action on offense and special teams...**(10/20) at LAR:** Inactive...**(10/27) vs. KC:** Inactive...**(11/3) at Cin.:** Inactive...**(11/17) at Mia.:** Inactive...**(11/24) vs. Den.:** Notched a kick off return for 59 yards...**(11/29) at KC:** Posted two kick off returns for 36 yards...**(12/8) at TB:** Saw action on special teams...**(12/15) vs. ATL:** Posted one kick return for 24 yards.

COLLEGE: Played six years at New Hampshire and compiled 7,197 all-purpose yards, including 2,773 rushing yards, 1,791 receiving yards, 2,207 kickoff return yards and 426 punt return yards...In 2023, finished No. 1 in the nation in all-purpose yards (209.5 yards per game), No. 2 in in total touchdowns (18), No. 3 in kickoff return average (31.1 yards per return)...Totaled 2,095 all-purpose yards...Rushed 160 times for 749 yards and nine touchdowns...Caught 68 passes for 699 yards and seven touchdowns...Added 15 kickoff returns for 467 yards and one touchdown and 16 punt returns for 180 yards and one touchdown...Scored at least one touchdown in all 10 games, with a rushing touchdown in seven games and a receiving touchdown in six games...Tied school record for longest kickoff return with a 100-yard touchdown at nationally-ranked Delaware...Recorded a season-high 180 rushing yards on 33 carries against Dartmouth...Set a school-record with 295 receiving yards, including touchdown catches of 80 and 71 yards at Central Michigan...Recorded a season-high 371 all-purpose yards and two touchdowns at Central Michigan...Recorded 310 all-purpose yards and two touchdowns vs. nationally-ranked Villanova...Finished with 19 rushes for 132 yards, 10 catches for 75 yards and three kickoff returns for 103 yards...Registered a 58-yard punt return touchdown, 23-yard receiving touchdown and 11-yard rushing touchdown at Stonehill...Posted a career-high 13 receptions to go for 128 yards at Rhode Island...In 2022, finished the season as the national leader in all-purpose yards per game (194.3) and ranked No. 2 in total touchdowns (19), No. 8 in rushing touchdowns (15), and No. 8 in punt return average (13.7 yards/return)...Finished season with 245 carries for 1,209 rushing yards, seventh-most in program history...Registered five games of 200+-plus all-purpose yards and rushed for 100-plus yards five times...Set a school record with 424 all-purpose yards in the NCAA first round against Fordham...Finished with 29 rushes for 157 yards and a career-high three touchdowns, four catches for 127 yards and one touchdown, five kickoff returns for 119 yards and three punt returns for 21 yards...Tied school record with a 100-yard kickoff return for a touchdown at No. 14 Richmond...Matched a school record for longest punt return with a 92-yard touchdown at Towson...Rushed for a career-high 202 yards with three touchdowns at Albany...Recorded three rushing touchdowns and 190 rushing yards against Maine...Recorded a 77-yard touchdown run against Elon...In 2021, recorded 22 receptions for 206 yards and one touchdown...Rushed 80 times for 501 yards and four touchdowns...Returned 30 kickoff returns for 652 yards...Tallied one reception for 52 yards, nine rushes for 23 yards, and three kick returns for 77 yards at Stony Brook...Collected ne rushing and one receiving touchdown to go along with 77 yards on 11 carries and two receptions for 13 yards against Towson...Recorded 222 all-purpose yards, including a 50-yd rushing touchdown against Lafayette... Posted three carries for 11 yards and caught five passes for 24 yards against James Madison...Finished with 11 rushes for 133 yards, including a 75 and 47-yard touchdown run against Dartmouth...Recorded eight carries for 23 yards against Rhode Island...In 2019, played in 10 games with two starts...Led team in all-purpose yards (1,372) and tied for the team lead in touchdowns (five)...Totaled 63 rushes for 285 yards and one touchdown, 28 receptions for 412 yards and three touchdowns and 29 kickoff returns for 675 yards...Named to Phil Steele FCS Freshman All-America Second Team (all-purpose)and HERO Sports FCS Freshman All-America Honorable Mention...Registered a career-high 233 all-purpose yards at James Madison...Set school-record with eight kickoff returns for 175 yards...Recorded nine rushes for 61 rushing yards against Maine...Posted nine catches for 70 yards at Albany...Recorded 87 receiving yards on three catches, including an 86-yard touchdown at Florida International...Caught a season-high two touchdown passes against Villanova...Recorded a45-yard kickoff return at Stony Brook...Totaled 179 all-purpose yards against Maine...In 2018, played in three games...Made his collegiate debut at Elon.

PERSONAL: Attended Westhampton (N.Y.) High School...Career totals included 101 touchdowns and 6,495 rushing yards on 687 carries in addition to 64 receptions for 1,234 yards and another 14 touchdowns...Added five kickoffs returned for touchdowns...As a senior, led team to a 12-0 record and the school's first Long Island Class III championship by scoring a Long Island record 47 touchdowns and rushing for a school-record 2,680 yards on 249 carries...In the Long Island Class III championship game, rushed for 227 yards and school-record six touchdowns...Named co-winner of the prestigious Carl A. Hansen Award, given to the top football player on Long Island...Selected as a member of the USA Today ALL-USA New York Football Team...A Newsday All-Long Island selection...Also played lacrosse.

DYLAN LAUBE'S NFL REGULAR SEASON RUSHING/RECEIVING STATISTICS

DATE	TEAM	GP	GS	RUSHING					RECEIVING				
				NO.	YDS.	AVG.	LG	TD	NO.	YDS.	AVG.	LG	TD
2024	Raiders	8	0	1	0	0.0	0	0	0	0	0.0	0	0
NFL TOTALS		8	0	1	0	0.0	0	0	0	0	0.0	0	0

DYLAN LAUBE'S NFL REGULAR SEASON RETURN STATISTICS

DATE	TEAM	RET.	KICKOFF RETURNS					PUNT RETURNS				
			YDS.	AVG.	LG	TD	NO.	FC	YDS.	AVG.	LG	TD
2024	Raiders	4	119	29.8	59	0	0	0	0	0.0	0	0
NFL TOTALS		4	119	29.8	59	0	0	0	0	0.0	0	0

SINGLE-GAME HIGHS: RUSHING/RECEIVING

All-Purpose Yards	59 vs. Denver Broncos, Nov 24, 2024 36 at Kansas City Chiefs, Nov 29, 2024	Kickoff Return Yards	59 vs. Denver Broncos, Nov 24, 2024 36 at Kansas City Chiefs, Nov 29, 2024
Kickoff Returns	2 at Kansas City Chiefs, Nov 29, 2024 1 vs. Denver Broncos, Nov 24, 2024	Longest Kickoff Return	59 vs. Denver Broncos, Nov 24, 2024 24 vs. Atlanta Falcons, Dec 16, 2024

DYLAN LAUBE'S 2024 GXG REGULAR-SEASON STATISTICS (RAIDERS)

DATE	OPPONENT	P/S	RUSHING					RECEIVING					W/L	SCORE
			NO.	YDS.	AVG.	LG	TD	NO.	YDS.	AVG.	LG	TD		
09/08	at Chargers												L	10-22
09/15	at Ravens												W	26-23
09/22	Panthers												L	22-36
09/29	Browns	P	0	0	0.0	0	0	0	0	0.0	0	0	W	20-16
10/06	at Broncos	P	0	0	0.0	0	0	0	0	0.0	0	0	L	18-34
10/13	Steelers	P	1	0	0.0	0	0	0	0	0.0	0	0	L	13-32
10/20	at Rams												L	15-20
10/27	Chiefs												L	20-27
11/03	at Bengals												L	24-41
11/17	at Dolphins												L	19-34
11/24	Broncos	P	0	0	0.0	0	0	0	0	0.0	0	0	L	19-29
11/29	at Chiefs	P	0	0	0.0	0	0	0	0	0.0	0	0	L	17-19
12/08	at Buccaneers	P	0	0	0.0	0	0	0	0	0.0	0	0	L	13-28
12/16	Falcons	P	0	0	0.0	0	0	0	0	0.0	0	0	L	9-15
12/22	Jaguars	P	0	0	0.0	0	0	0	0	0.0	0	0	W	19-14
2024 TOTALS		8-0	1	0	0.0	0	0	0	0	0.0	0	0	3-12	



JONAH LAULU

96

POSITION: Defensive Tackle **NFL SEASON:** R
HT/WT: 6-5/292 **RAIDERS SEASON:** R
ACQUIRED: W-'24 (IND.) **COLLEGE:** Oklahoma
BORN: 06/30/00 **HOMETOWN:** Las Vegas, NV

TRANSACTION: Selected by Indianapolis Colts in the seventh round (234th overall) of the 2024 NFL Draft, April 27, 2024... Waived by Colts, Aug. 27, 2024... Claimed by Las Vegas Raiders via waivers, Aug. 28, 2024.

AT A GLANCE

- Appeared in 66 career games with 24 starts at Oklahoma (2022-23) and Hawaii (2018-21) and totaled 102 tackles (52 solo), 27.5 tackles for loss, 10.5 sacks, three passes defended, one interception, one forced fumble and one fumble recovery.
- In 2021 at Hawaii, played in 12 games with 11 starts and recorded 34 tackles (21), eight tackles for loss, four sacks, one pass defended and one fumble recovery to earn All-Mountain West Honorable Mention.

2024: (9/8) at LAC: Saw action on special teams... **(9/15) at Bal.:** Played on defense and special teams... **(9/22) vs. Car.:** Posted one tackle... **(9/29) vs. Cle.:** Appeared on special teams... **(10/6) at Den.:** Played on defense and special teams... **(10/13) vs. Pit.:** Recorded two tackles... **(10/20) at LAR:** Played on defense and special teams... **(10/27) vs. KC:** Finished with one assisted tackle... **(11/3) at Cin.:** Totaled four tackles (one solo)... **(11/17) at Mia.:** Finished with three tackles (one solo) and one tackle

for loss... **(11/24) vs. Den.:** Logged one pass defended... **(12/8) at TB:** Finished with five tackles (four solo)... **(12/16) vs. Atl.:** Recorded a single-game career-high five total tackles (four solo) and notched his first career sack and added one tackle for loss, one pass defended and one quarterback hit... Became just the fifth time in Raiders history (since 1999) that a defensive lineman recorded a sack and a pass defended in a single game - the first to accomplish the feat since Maxx Crosby (Week 17 of 2019)... **(12/22) vs. Jac.:** Finished with two solo tackles on defense.

COLLEGE: Played two seasons at Oklahoma (2022-23) after playing four years at Hawaii (2018-21)... Appeared in 66 career games with 24 starts and totaled 102 tackles (52 solo), 27.5 tackles for loss, 10.5 sacks, three passes defended, one interception, one forced fumble and one fumble recovery... In 2023, played in 13 games with three starts and recorded 11 tackles (four), three tackles for loss and one sack... Posted a season-high three tackles and 0.5 sack against SMU... Recorded one tackle and one sack against UCF... Named an Academic All-Big 12 honoree... Appeared in 13 games with three starts in 2022 and registered 20 tackles (six), 5.5 tackles for loss, 1.5 sacks, one pass defended and one interception... Compiled two tackles, 1.5 tackles for loss and one sack at Nebraska... Recorded five tackles (two), two tackles for loss, 0.5 sacks, one pass defended and one interception against Oklahoma State... In 2021 at Hawaii, played in 12 games with 11 starts and totaled 34 tackles (21), eight tackles for loss, four sacks, one pass defended and one fumble recovery... Named honorable mention All-Mountain West... Recorded six tackles (five), two tackles for loss and two sacks at UCLA... Posted five tackles, 1.5 tackles for loss and one sack against San Jose State... Registered five tackles at San Diego State... Played in nine games with seven starts in 2020 and compiled 26 tackles (14), five tackles for loss, 1.5 sacks and one pass defended... Posted one tackle, one tackle for loss and one sack at New Mexico... Recorded four tackles, 2.5 tackles for loss, 0.5 sack and one pass defended at San Diego State... In 2019, played in 15 games and totaled 11 tackles (seven), six tackles for loss, 2.5 sacks and one forced fumble... Registered three tackles, two tackles for loss, 0.5 sack and one forced fumble at Nevada.

PERSONAL: Attended Centennial High School in Las Vegas, Nev., where he played on both offense and defense... As a senior, earned All-Conference honors after recording 10 receptions for 182 yards and one touchdown... Also competed in basketball and track... Last name pronounced lah-OO-loo.

JONAH LAULU'S NFL REGULAR SEASON DEFENSIVE STATISTICS


DATE	TEAM	GP	GS	TACKLES							INTERCEPTIONS					O. FUMB				ST				MISC					
				TK	S	A	TFL	YDS	SK	YDS	QBH	NO	YDS	LG	TD	PD	FF	FR	TD	YDS	TK	S	A	FF	FR	S	A		
2024	Raiders	13	5	26	12	14	2	11	1.0	10.0	1	0	0	0	0	0	3	0	0	0	0	0	0	0	0	0	0	0	0
Went from Las Vegas to Indianapolis.																													
2024	Colts	0	0	0	0	0	0	0	0.0	0.0	0	0	0	0	0	0	0	0	0	0	0	0	0	0	0	0	0	0	0
2024	TOTAL	13	5	26	12	14	2	11	1.0	10.0	1	0	0	0	0	3	0	0	0	0	0	0	0	0	0	0	0	0	0
NFL TOTALS		13	5	26	12	14	2	11	1.0	10.0	1	0	0	0	0	3	0	0	0	0	0	0	0	0	0	0	0	0	0

SINGLE-GAME HIGHS: DEFENSIVE

Total Tackles	5 at Las Vegas Raiders, Dec 16, 2024 ...1 more at 5.	Passes Defended	1 at Las Vegas Raiders, Dec 16, 2024 ...2 more at 1.
Solo Tackles	4 at Las Vegas Raiders, Dec 16, 2024 ...1 more at 4.	Tackles For Loss	1 at Miami Dolphins, Nov 17, 2024

JONAH LAULU'S 2024 GXG REGULAR-SEASON STATISTICS (RAIDERS/COLTS)

DATE	OPPONENT	P/S	TACKLES							INTERCEPTIONS					O. FUMB				ST				MISC		W/L	SCORE		
			TK	S	A	SK	YDS	TFL	YDS	QBH	NO	YDS	LG	TD	PD	FF	FR	TD	YDS	TK	S	A	FF	FR			S	A
09/08	at Chargers	P	0	0	0	0.0	0.0	0	0	0	0	0	0	0	0	0	0	0	0	0	0	0	0	0	0	0	L	10-22
09/15	at Ravens	P	0	0	0	0.0	0.0	0	0	0	0	0	0	0	0	0	0	0	0	0	0	0	0	0	0	0	W	26-23
09/22	Panthers	P	1	0	1	0.0	0.0	0	0	0	0	0	0	0	0	0	0	0	0	0	0	0	0	0	0	0	L	22-36
09/29	Browns	P	0	0	0	0.0	0.0	0	0	0	0	0	0	0	0	0	0	0	0	0	0	0	0	0	0	0	W	20-16
10/06	at Broncos	P	0	0	0	0.0	0.0	0	0	0	0	0	0	0	0	0	0	0	0	0	0	0	0	0	0	0	L	18-34
10/13	Steelers	P	2	0	2	0.0	0.0	0	0	0	0	0	0	0	0	0	0	0	0	0	0	0	0	0	0	0	L	13-32
10/20	at Rams	S	0	0	0	0.0	0.0	0	0	0	0	0	0	0	0	0	0	0	0	0	0	0	0	0	0	0	L	15-20
10/27	Chiefs	S	1	0	1	0.0	0.0	0	0	0	0	0	0	0	0	0	0	0	0	0	0	0	0	0	0	0	L	20-27
11/03	at Bengals	P	4	1	3	0.0	0.0	0	0	0	0	0	0	0	0	0	0	0	0	0	0	0	0	0	0	0	L	24-41
11/17	at Dolphins	S	3	1	2	0.0	0.0	1	1	0	0	0	0	0	0	0	0	0	0	0	0	0	0	0	0	0	L	19-34
11/24	Broncos	S	0	0	0	0.0	0.0	0	0	0	0	0	0	0	1	0	0	0	0	0	0	0	0	0	0	0	L	19-29
11/29	at Chiefs	S	3	0	3	0.0	0.0	0	0	0	0	0	0	0	1	0	0	0	0	0	0	0	0	0	0	0	L	17-19
12/08	at Buccaneers	P	5	4	1	0.0	0.0	0	0	0	0	0	0	0	0	0	0	0	0	0	0	0	0	0	0	0	L	13-28
Went from Raiders to Colts.																												
12/15	at Broncos		NOT ON ROSTER																							L	13-31	
12/22	Titans		NOT ON ROSTER																							W	38-30	
2024 TOTALS		13-5	19	6	13	0.0	0.0	1	1	0	0	0	0	0	2	0	0	0	0	0	0	0	0	0	0	0	3-12	



JAKE LUTON

13

POSITION: Quarterback

NFL SEASON: 2

HT/WT: 6-6/224

RAIDERS SEASON: 1

ACQUIRED: FA-24

COLLEGE: Oregon State

BORN: 04/11/96

HOMETOWN: Marysville, Wash.

JAKE LUTON'S NFL REGULAR SEASON PASSING STATISTICS

DATE	TEAM	GP	GS	ATT.	CMP.	PCT.	YDS	AVG.	TD	INT.	LG	SK	LST	RATE
2020	Jaguars	3	3	110	60	54.5	624	5.7	2	6	73t	7	52	54.5
2021	Seahawks	2	0	0	0	0.0	0	0.0	0	0	0	0	0	0.0
2022	Jaguars	0	0	0	0	0.0	0	0.0	0	0	0	0	0	0.0
Went from Jacksonville to New Orleans.														
2022	Saints	0	0	0	0	0.0	0	0.0	0	0	0	0	0	0.0
2022	TOTAL	0	0	0	0	0.0	0	0.0	0	0	0	0	0	0.0
2023	Panthers	0	0	0	0	0.0	0	0.0	0	0	0	0	0	0.0
2024	Panthers	0	0	0	0	0.0	0	0.0	0	0	0	0	0	0.0
TOTALS		5	3	110	60	54.5	624	5.7	2	6	73T	7	52	54.5

JAKE LUTON'S NFL REGULAR SEASON RUSHING STATISTICS

DATE	TEAM	NO	YD	AVG.	LG	TD
2020	Jaguars	1	13	13.0	13t	1
2021	Seahawks	0	0	0.0	0	0
2022	Jaguars	0	0	0.0	0	0
Went from Jacksonville to New Orleans.						
2022	Saints	0	0	0.0	0	0
2022	TOTAL	0	0	0.0	0	0
2023	Panthers	0	0	0.0	0	0
2024	Panthers	0	0	0.0	0	0
TOTALS		1	13	13.0	13T	1

JAKE LUTON'S NFL REGULAR SEASON PASSING/RUSHING STATISTICS

DATE	TEAM	GP	GS	PASSING										RUSHING					
				ATT.	CMP.	PCT.	YDS	AVG.	TD	INT.	LG	SK	LST	RATE	NO.	YDS.	AVG.	LG	TD
2020	Jaguars	3	3	110	60	54.5	624	5.7	2	6	73t	7	52	54.5	1	13	13.0	13t	1
2021	Seahawks	2	0	0	0	0.0	0	0.0	0	0	0	0	0	0.0	0	0	0.0	0	0
2022	Jaguars	0	0	0	0	0.0	0	0.0	0	0	0	0	0	0.0	0	0	0.0	0	0
Went from Jacksonville to New Orleans.																			
2022	Saints	0	0	0	0	0.0	0	0.0	0	0	0	0	0	0.0	0	0	0.0	0	0
2022	TOTAL	0	0	0	0	0.0	0	0.0	0	0	0	0	0	0.0	0	0	0.0	0	0
2023	Panthers	0	0	0	0	0.0	0	0.0	0	0	0	0	0	0.0	0	0	0.0	0	0
2024	Panthers	0	0	0	0	0.0	0	0.0	0	0	0	0	0	0.0	0	0	0.0	0	0
TOTALS		5	3	110	60	54.5	624	5.7	2	6	73T	7	52	54.5	1	13	13.0	13T	1

SINGLE-GAME HIGHS: QUARTERBACK

Pass Attempts	38 vs. Houston Texans, Nov 08, 2020 37 vs. Pittsburgh Steelers, Nov 22, 2020	Passer Rating	90.2 vs. Houston Texans, Nov 08, 2020 62.7 at Green Bay Packers, Nov 15, 2020
Pass Completions	26 vs. Houston Texans, Nov 08, 2020 18 at Green Bay Packers, Nov 15, 2020	Rush Attempts	1 vs. Houston Texans, Nov 08, 2020
Yards Passing	304 vs. Houston Texans, Nov 08, 2020 169 at Green Bay Packers, Nov 15, 2020	Rushing Yards	13 vs. Houston Texans, Nov 08, 2020
TD Passes	1 at Green Bay Packers, Nov 15, 2020 ...1 more at 1.	Longest Runs	13t vs. Houston Texans, Nov 08, 2020
Long Passes	73t vs. Houston Texans, Nov 08, 2020 27 vs. Houston Texans, Nov 08, 2020	Rushing TDs	1 vs. Houston Texans, Nov 08, 2020
Completion Percentage	68.4 vs. Houston Texans, Nov 08, 2020 51.4 at Green Bay Packers, Nov 15, 2020		

300-YARD PASSING GAMES (1): REGULAR SEASON


DATE	TEAM	NO.	YDS.	AVG.	LG	TD
11/08/20	TEXANS	26	304	11.7	73t	1



TERRACE MARSHALL JR.

POSITION: Wide Receiver
HT/WT: 6-2/200
ACQUIRED: FA-'24
BORN: 06/09/00

NFL SEASON: 4
RAIDERS SEASON: 1
COLLEGE: LSU
HOMETOWN: Bossier City, La.



TRANSACTIONS: Selected by Carolina Panthers in the second round of the 2021 NFL Draft on April 30, 2021...Released by Panthers, Aug. 27, 2024...Signed by San Francisco 49ers to practice squad, Aug. 29, 2024...Released by 49ers, Oct. 15, 2024...Signed by Las Vegas Raiders to practice squad, Oct. 22, 2024...Signed by Raiders to active roster, Nov. 28, 2024.

AT A GLANCE

- Has played in 36 career games with 16 starts, totaling 64 receptions for 767 yards and one touchdown.
- In 2023, played in nine games with four starts, recording 19 receptions for 139 yards.

CAREER: Joined the Raiders practice squad in Week 8 of the 2024 season after spending the previous three seasons with the Carolina Panthers...Entered the NFL as a second-round draft selection of the Panthers and spent three full seasons with the club from 2021-2023...Has played in 36 career games with 16 starts and totaled 64 receptions for 767 yards and one

touchdown...In 2023, played in nine games with four starts and recorded 19 receptions for 139 yards...In 2022, played in 14 games with nine starts and recorded 28 receptions for 490 yards and one touchdown...In 2021, played in 13 games with three starts and recorded 17 receptions for 138 yards.

2024 (with LV): Appeared in two games...**(11/17) at Mia.:** Recorded seven snaps on offense...**(11/29) at KC:** Recorded 16 snaps on offense with one target...**(12/8) at TB:** Caught one pass for six yards...**(12/15) vs. ATL:** Posted one reception for seven yards.

2023 (with Car.): Appeared in nine games with four starts and recorded 19 receptions for 139 yards...**(9/10) at Atl.:** Started and logged two receptions for 23 yards...**(9/24) at Sea.:** Recorded five receptions for 35 yards...**(10/1) vs. Min.:** Started and logged nine receptions for 56 yards...**(10/15) at Mia.:** Recorded three targets...**(10/29) vs. Hou.:** Caught one pass for nine yards...**(11/5) vs. Ind.:** Recorded one target...**(11/9) at Chi.:** Started and caught one pass for 11 yards...**(1/7) vs. TB:** Started and caught one pass for five yards.

2022 (with Car.): Played in 14 games with nine starts and recorded 28 receptions for 490 yards and one touchdown...**(10/9) vs. SF:** Recorded four receptions for 30 yards...**(10/16) at LAR:** Recorded one target...**(10/23) vs. TB:** Started and recorded two receptions for 31 yards...**(10/30) at Atl.:** Started and logged four receptions for 87 yards...**(11/6) at Cin.:** Recorded three receptions for 53 yards and a touchdown, the first of his career...**(11/10) vs. Atl.:** Started and caught one pass for 43 yards...**(11/20) at Bal.:** Started and recorded three receptions for 76 yards...**(11/27) vs. Den.:** Started and caught one pass for eight yards...**(12/11) at Sea.:** Started and caught one pass for 18 yards...**(12/18) vs. Pit.:** Started and recorded three receptions for 51 yards...**(12/24) vs. Det.:** Started and recorded two receptions for 55 yards...**(1/1) at TB:** Recorded two receptions for 15 yards...**(1/8) at NO:** Recorded two receptions for 23 yards.

2021 (with Car.): Played in 13 games with three starts and recorded 17 receptions for 138 yards...**(9/12) vs. NYJ:** Recorded three receptions for 26 yards...**(9/19) vs. NO:** Started and recorded three receptions for 17 yards...**(9/23) at Hou.:** Logged four receptions for 48 yards...**(10/3) at Dal.:** Started and caught one pass for two yards...**(10/10) vs. Phi.:** Started and caught two passes for 14 yards...**(10/17) vs. Min.:** Caught one pass for nine yards...**(11/7) vs. NE:** Logged one target...**(11/14) at Ari.:** Logged two targets...**(11/21) vs. Was.:** Logged one target...**(12/19) at Buf.:** Logged one target...**(12/26) vs. TB:** Caught one pass for six yards...**(1/2) at NO:** Caught two passes for 16 yards.

COLLEGE: Played three seasons at LSU from 2018-20...Played in 32 games with 20 starts...Recorded 106 receptions for 1594 yards and 23 touchdowns...Part of 2019 National Championship team and combined for five touchdown receptions in wins over Georgia in SEC Championship Game, Oklahoma in national semifinal, and Clemson in the national title game...Tied for fourth in school history in career touchdown receptions...

PERSONAL: Attended Parkway (La.) High School...Unanimous No. 1 prospect out of the state of Louisiana...Recorded 55 receptions for 1250 yards and 15 touchdowns during the 2016 season...Also played basketball as a forward.

SINGLE-GAME HIGHS: RECEIVING: Receptions – 9, 10/1/23 vs. Min. Yards – 87, 10/30/22 at Atl. Long – 43, 11/10/22 vs. Atl. Touchdowns – 1, 11/6/22 at Cin.

TERRACE MARSHALL JR.'S NFL REGULAR SEASON RUSHING/RECEIVING STATISTICS

DATE	TEAM	GP	GS	RECEIVING					RUSHING				
				NO.	YDS.	AVG.	LG	TD	NO.	YDS.	AVG.	LG	TD
2021	Panthers	13	3	17	138	8.1	23	0	0	0	0.0	0	0
2022	Panthers	14	9	28	490	17.5	43	1	0	0	0.0	0	0
2023	Panthers	9	4	19	139	7.3	14	0	0	0	0.0	0	0
2024	49ers	0	0	0	0	0.0	0	0	0	0	0.0	0	0
Went from San Francisco to Las Vegas .													
2024	Raiders	5	0	2	13	6.5	7	0	0	0	0.0	0	0
2024	TOTAL	5	0	2	13	6.5	7	0	0	0	0.0	0	0
NFL TOTALS		41	16	66	780	11.8	43	1	0	0	0.0	0	0

TERRACE MARSHALL JR.'S NFL REGULAR SEASON RETURN STATISTICS

DATE	TEAM	KICKOFF RETURNS					PUNT RETURNS					
		RET.	YDS.	AVG.	LG	TD	NO.	FC	YDS.	AVG.	LG	TD
2021	Panthers	0	0	0.0	0	0	0	0	0	0.0	0	0
2022	Panthers	0	0	0.0	0	0	0	0	0	0.0	0	0
2023	Panthers	0	0	0.0	0	0	0	0	0	0.0	0	0
2024	49ers	0	0	0.0	0	0	0	0	0	0.0	0	0
Went from San Francisco to Las Vegas .												
2024	Raiders	0	0	0.0	0	0	0	0	0	0.0	0	0
2024	TOTAL	0	0	0.0	0	0	0	0	0	0.0	0	0
NFL TOTALS		0	0	0.0	0	0	0	0	0	0.0	0	0

SINGLE-GAME HIGHS: RECEIVING

Receptions	9 vs. Minnesota Vikings, Oct 01, 2023 5 at Seattle Seahawks, Sep 24, 2023	All-Purpose Yards	87 at Atlanta Falcons, Oct 30, 2022 76 at Baltimore Ravens, Nov 20, 2022
Receiving Yards	87 at Atlanta Falcons, Oct 30, 2022 76 at Baltimore Ravens, Nov 20, 2022	Most TDs	1 at Cincinnati Bengals, Nov 06, 2022
Receiving Average	25.3 at Baltimore Ravens, Nov 20, 2022 21.8 at Atlanta Falcons, Oct 30, 2022	Miscellaneous Tackles	1 at Atlanta Falcons, Sep 10, 2023 ...1 more at 1.
Longest Receptions	43 vs. Atlanta Falcons, Nov 10, 2022 40 vs. Pittsburgh Steelers, Dec 18, 2022	Scrimmage Yards	87 at Atlanta Falcons, Oct 30, 2022 76 at Baltimore Ravens, Nov 20, 2022
Receiving TDs	1 at Cincinnati Bengals, Nov 06, 2022		

TERRACE MARSHALL JR.'S 2024 GXG REGULAR-SEASON STATISTICS (49ERS/RAIDERS)

DATE	OPPONENT	P/S	RECEIVING					RUSHING					W/L	SCORE
			NO.	YDS.	AVG.	LG	TD	NO.	YDS.	AVG.	LG	TD		
09/09	Jets												W	32-19
09/15	at Vikings												L	17-23
09/22	at Rams												L	24-27
09/29	Patriots												W	30-13
10/06	Cardinals												L	23-24
10/10	at Seahawks												W	36-24
Went from 49ers to Raiders .														
10/20	at Rams												L	15-20
10/27	Chiefs												L	20-27
11/03	at Bengals												L	24-41
11/17	at Dolphins	P	0	0	0.0	0	0	0	0	0.0	0	0	L	19-34
11/24	Broncos												L	19-29
11/29	at Chiefs												L	17-19
12/08	at Buccaneers	P	1	6	6.0	6	0	0	0	0.0	0	0	L	13-28
12/16	Falcons	P	1	7	7.0	7	0	0	0	0.0	0	0	L	9-15
12/22	Jaguars	P	0	0	0.0	0	0	0	0	0.0	0	0	W	19-14
2024 TOTALS		4-0	2	13	6.5	7	0	0	0	0.0	0	0	4-11	

TERRACE MARSHALL JR.'S 2023 GXG REGULAR-SEASON STATISTICS (PANTHERS)

DATE	OPPONENT	P/S	RECEIVING					RUSHING					W/L	SCORE
			NO.	YDS.	AVG.	LG	TD	NO.	YDS.	AVG.	LG	TD		
09/10	at Falcons	S	2	23	11.5	12	0	0	0	0.0	0	0	L	10-24
09/18	Saints	P	0	0	0.0	0	0	0	0	0.0	0	0	L	17-20
09/24	at Seahawks	P	5	35	7.0	10	0	0	0	0.0	0	0	L	27-37
10/01	Vikings	S	9	56	6.2	14	0	0	0	0.0	0	0	L	13-21
10/08	at Lions							DID NOT PLAY (NON-INJURY)					L	24-42
10/15	at Dolphins	P	0	0	0.0	0	0	0	0	0.0	0	0	L	21-42
10/29	Texans	P	1	9	9.0	9	0	0	0	0.0	0	0	W	15-13
11/05	Colts	P	0	0	0.0	0	0	0	0	0.0	0	0	L	13-27
11/09	at Bears	S	1	11	11.0	11	0	0	0	0.0	0	0	L	13-16
11/19	Cowboys							ON INACTIVE LIST					L	10-33
11/26	at Titans							ON INACTIVE LIST					L	10-17
12/03	at Buccaneers							ON INACTIVE LIST					L	18-21
12/10	at Saints							ON INACTIVE LIST					L	6-28
12/17	Falcons							ON INACTIVE LIST					W	9-7
12/24	Packers							ON INACTIVE LIST					L	30-33
12/31	at Jaguars							ON INACTIVE LIST					L	0-26
01/07	Buccaneers	S	1	5	5.0	5	0	0	0	0.0	0	0	L	0-9
2023 TOTALS		9-4	19	139	7.3	14	0	0	0	0.0	0	0	0	2-15



ALEXANDER MATTISON



POSITION: Running Back

NFL SEASON: 6

HT/WT: 5-11/220

RAIDERS SEASON: 1

ACQUIRED: UFA- '24 (MIN.)

COLLEGE: Boise State

BORN: 06/19/98

HOMETOWN: San Bernardino, Calif.

TRANSACTIONS: Selected by the Minnesota Vikings in the third round (102nd overall) of the 2019 NFL Draft, April 26, 2019...Released by Vikings, March 4, 2024...Signed by Las Vegas Raiders as a free agent, March 19, 2024.

AT A GLANCE

Has totaled 75 games played with 19 starts over his five-year career and amassed 3,088 yards from scrimmage, including 2,370 rushing yards and 11 rushing touchdowns on 584 carries (4.1 avg.) to go along with 817 receiving yards and six touchdown catches on 100 receptions (7.2 avg.).

In 2023, played in 16 games and started a career-high 13 games, recording 700 rushing yards on 180 attempts (3.9 avg.) in addition to 30 receptions for 192 yards and three scores.

Played three seasons (2016-18) at Boise State and became the first player in program history to claim a Mountain West rushing title, leading the conference and ranking eighth in the nation with 1,415 rushing yards and seventh in the country with 17 rushing touchdowns his senior season.

CAREER: Enters his sixth year in the NFL and first with the Las Vegas Raiders...Last season, played in 16 games with 13 starts, finishing with a career-high 700 rushing yards on 180 carries and added 30 receptions for 192 yards and three touchdowns...In 2022, played in 17 games and posted 283 rushing yards on 74 carries and set a single-season career-high five rushing touchdowns...Also added 15 receptions for 91 yards...In 2021, played in 16 games and made four starts and finished with 491 rushing yards on 134 attempts and three touchdowns...Added a career-high 228 receiving yards on 32 receptions with one touchdown...In 2020, played in 13 games with two starts...Recorded 96 carries for 434 rushing yards and made 13 catches for 125 yards and one score...As a rookie, played in 13 games and rushed for 462 yards on 100 attempts

with one touchdown...Also added 10 receptions for 82 yards...Has totaled 75 games played with 19 starts over his five-year career and amassed 3,088 yards from scrimmage, including 2,370 rushing yards and 11 rushing touchdowns on 584 carries (4.1 avg.) to go along with 817 receiving yards and six touchdown catches on 100 receptions (7.2 avg.).

2024: (9/8) at LAC: Rushed five times for 19 yards (3.8 avg.) and caught four passes for 43 yards and one touchdown, including a 31-yard touchdown grab in the first quarter...**(9/15) at Bal.:** Registered a one-yard touchdown rush in the third quarter...**(9/22) vs. Car.:** Rushed three times for seven yards and one touchdown...Also caught three passes for 37 yards (12.3 avg.)...**(9/29) vs. Cle.:** Led the team with a season-high 60 rushing yards on five carries (12.0 avg.)...**(10/6) at Den.:** Finished with 38 yards rushing on 15 carries (2.5 avg.)...Also caught two passes for 23 yards...**(10/13) vs. Pit.:** Rushed 14 times for 33 yards (2.4 avg.) and one touchdown...Added three receptions for 31 yards (6.4 avg.)...**(10/20) at LAR:** Rushed 23 times for a season-high 92 yards (4.0 avg.) and caught three passes for 31 yards (10.3 avg.)...**(10/27) vs. KC:** Rushed 14 times for 15 yards (1.1 avg.) and caught five passes for 29 yards...**(11/3) at Cin.:** Rushed nine times for 36 yards...**(11/17) at Mia.:** Ran for 19 yards on five carries (3.8 avg.) and added a season-high 50 receiving yards on three receptions (16.7 avg.)...**(11/24) vs. Den.:** Inactive...**(11/29) at KC:** Inactive...**(12/8) at TB:** Inactive...**(12/15) vs. ATL:** Rushed seven times for 21 yards.

2023 (with Min.): Played in 16 games with 13 starts and finished the season with a career-high 700 rushing yards on 180 carries...Added 30 receptions for 192 yards and three touchdowns...**(9/10) vs. TB:** Recorded 34 rushing yards on 11 carries...Posted three receptions for 10 yards and one touchdown...**(9/14) at Phi.:** Rushed eight times for 28 yards and recorded three receptions for 11 yards...**(9/24) vs. LAC:** Recorded 93 yards on 20 attempts and added five receptions for 32 yards...**(10/1) at Car.:** Recorded 95 rushing yards on 17 carries...**(10/8) vs KC:** Recorded 26 yards on eight carries...Added 20 yards on two catches...**(10/15) at Chi.:** Rushed 18 times for 44 yards...Had 28 yards on four catches... **(10/23) vs. SF:** Rushed for 39 yards on eight attempts...**(10/29) at GB:** Rushed 31 yards on 16 carries...**(11/5) at ATL:** Logged 44 yards on 16 carries...Added 49 yards on two catches...**(11/12) vs. NO:** Posted 27 yards on eight carries...**(11/19) at Den.:** Recorded 81 yards on 18 carries...**(11/27) vs. Chi.:** Posted 10 carries for 52 yards...Added two catches for 11 yards...**(12/10) at LVR:** Recorded 66 yards on 10 attempts...**(12/31) vs. GB:** Posted two catches for 13 yard.

2022 (with Min.): Played in 17 games and finished with 74 carries for 283 rushing yards and a career-high five rushing touchdowns...Added 15 receptions for 91 yards and one touchdown...**(9/11) vs. GB:** Recorded 35 yards on eight carries...**(9/19) at Phi.:** Recorded two carries for eight yards...**(9/25) vs. Det.:** Posted 28 yards on seven carries with one touchdown...Added one reception for 16 yards...**(10/2) at NO.:** Recorded a 15-yard touchdown catch...**(10/9) vs. Chi.:** Recorded 19 yards on nine carries...Added 21 yards on three catches...**(10/30) vs. Ari.:** Rushed five times for 40 yards with one touchdown...**(11/13) at Buf.:** Rushed for 11 yards on three carries...**(11/24) vs. NE:** Recorded 11 rushing yards on three carries...**(12/4) vs. NYJ:** Posted 14 yards on three carries, including a 14-yard touchdown run...**(12/24) vs. NYG:** Carried the ball four times for 17 yards ...**(1/1/23) at GB:** Finished with 38 rushing yards on eight carries...**(1/8/23) at Chi.:** Rushed for 54 yards on 10 carries with two touchdowns.

2021 (with Min.): Played in 16 games with four starts...Finished with 134 carries for 491 yards and three touchdowns while adding a career-high 32 receptions for 228 yards and one touchdown...**(9/26) vs. Sea.:** Posted 112 rushing yards on 26 carries...Added a season-high six receptions for 59 yards...**(10/10) vs. Det.:** Recorded a career-high 113 rushing yards...**(11/14) at LAC:** Rushed four times for 16 yards and caught one pass for 24 yards...**(12/5) at Det.:** Rushed for 90 yards and scored second rushing touchdown of the season...Added 34 yards on three catches...**(12/9) vs. Pit.:** Had six carries for 27 rushing yards...**(12/26) vs. LAR:** Logged 41 yards on 13 carries...Added 29 yards on three targets...**(1/2/22) at GB:** Had four receptions for 13 yards...**(1/9/22) vs. Chi.:** Posted 18 yards on five carries and one reception for three yards.

2020 (with Min.): Played in 13 games with two starts and rushed 96 times for 434 yards with two touchdowns...Added 13 receptions for 125 yards with one touchdown...**(9/13) at GB:** Tied for team-high with 50 rushing yards and added four catches...**(9/20) at Ind.:** Posted 13 rushing yards on three carries...**(10/4) at Hou.:** Recorded a four-yard touchdown run in the fourth quarter...**(10/11) at Sea.:** Registered first career 100-yard rushing performance and finished with 112 yards on 20 carries...Added 24 yards on three catches...**(10/18) vs. Atl.:** Recorded 26 yards on 10 rushes in first career start...**(11/8) vs. Det.:** Finished with 69 yards on 12 carries...**(11/16) at Chi.:** Recorded two carries for four yards...**(11/29) vs. Chi.:** Posted one reception for 14 yards...**(1/3/21) at Det.:** Recorded a game-high 95 yards rushing and added 50 yards receiving...Scored a rushing and receiving touchdown in a game for the first time in his career...Hauled in a 28-yard touchdown pass from QB Kirk Cousins and rushed for a two-yard score.

2019 (with Min.): Played in 13 games and finished the season with 462 rushing yards on 100 carries with one touchdown...Added 10 receptions for 82 yards...**(9/8) vs. Atl.:** Made his NFL debut and carried nine times for 49 yards...**(9/15) at GB:** Recorded 25 yards on four carries...**(9/22) vs. Oak.:** Scored his first career touchdown on a 10-yard rush...Finished with 12 carries for 58 yards and one touchdown...**(9/29) at Chi.:** Posted two carries for five yards and hauled in his first career reception for five yards...**(10/6) at NYG:** Recorded seven carries for 52 yards...**(10/13) vs. Phi.:** Led the team and set career high with 62 rushing yards...**(10/20) at Det.:** Rushed seven times for 18 yards...**(10/24) vs. Was.:** Rushed for 61 yards on 13 carries and added two receptions for three yards...**(11/10) at Dal.:** Finished with 52 rushing yards on eight carries...**(11/17) vs. Den.:** Recorded three carries for five yards...**(12/2) at Sea.:** Had 73 scrimmage yards with 51 receiving yards on four receptions ...**(12/8) vs. Det.:** Finished with 46 rushing yards on 14 carries and added two receptions for 18 yards...**Postseason: (1/5/20) at NO:** Made his NFL postseason debut in the Wild Card and rushed five times for 20 yards and caught one pass for 10 yards.

COLLEGE: Played in all 40 games at Boise State...Helped the team to a Mountain West title in 2017...Became the first Boise player to claim a Mountain West rushing crown in 2018, ranking No. 8 in the country with 1,415 rushing yards...Also ranked third in the FBS with 302 rushing attempts and tied for seventh with 17 rushing TDs (first in the MWC)... Ended Broncos career tied for second in school history with three games of 200-plus rushing yards and also posted 10 games with 100-plus rushing yards...A two-time Academic All-Mountain West (2016-17) honoree.

PERSONAL: Attended San Bernadino (Calif.) High School...Rated a three-star recruit...Rushed for at least 2,000 yards each of his final two seasons, recording 2,017 yards and 26 touchdowns in 2014 and 2,057 yards with 22 touchdowns in 2015.

SINGLE-GAME HIGHS: RUSHING: Attempts – 26, 9/26/21 vs. Sea. Yards – 113, 10/10/21 vs. Det. Long – 48, 10/10/21 vs. Det. Touchdowns – 2, 1/8/23 at Chi. RECEIVING: Receptions – 7, 10/10/21 vs. Det. Yards – 59, 9/26/21 vs. Sea. Long – 47, 11/5/23 at Atl. Touchdowns – 1, six times; last: 11/5/23 at Atl. RETURNS: Kickoffs – 1, 11/28/21 at SF. Yards – 18, 11/28/21 at SF. Long – 18, 11/28/21 at SF.

REGULAR SEASON COMPARISON: RECEIVING - NEW ORLEANS SAINTS

DATE	OPP	W/L	GP/GS	REC	YDS.	AVG.	TD	LG	TGTS	YAC
10/2/22	MIN @ NO	W	P	1	15	15.0	1	15t	1	15
11/12/23	MIN vs. NO	W	S	1	6	6.0	0	6	2	5
TOTALS		2/0	2/1	2	21	10.5	1	6	3	20

POSTSEASON COMPARISON: RECEIVING - NEW ORLEANS SAINTS

DATE	OPP	W/L	GP/GS	REC	YDS.	AVG.	TD	LG	TGTS	YAC
1/5/20	MIN @ NO	W	P	1	10	10.0	0	10	2	12
TOTALS		1/0	1/0	1	10	10.0	0	10	2	12

ALEXANDER MATTISON'S NFL REGULAR SEASON RUSHING/RECEIVING STATISTICS

DATE	TEAM	RUSHING							RECEIVING				
		GP	GS	NO.	YDS.	AVG.	LG	TD	NO.	YDS.	AVG.	LG	TD
2019	Vikings	13	0	100	462	4.6	35	1	10	82	8.2	17	0
2020	Vikings	13	2	96	434	4.5	25	2	13	125	9.6	28t	1
2021	Vikings	16	4	134	491	3.7	48	3	32	228	7.1	24	1
2022	Vikings	17	0	74	283	3.8	15	5	15	91	6.1	16	1
2023	Vikings	16	13	180	700	3.9	21	0	30	192	6.4	47	3
2024	Raiders	12	6	116	368	3.2	24	4	31	277	8.9	31t	1
NFL TOTALS		87	25	700	2,738	3.9	48	15	131	995	7.6	47	7

ALEXANDER MATTISON'S NFL POSTSEASON RUSHING/RECEIVING STATISTICS

DATE	TEAM	RUSHING							RECEIVING				
		GP	GS	NO.	YDS.	AVG.	LG	TD	NO.	YDS.	AVG.	LG	TD
2019	Vikings	2	0	6	23	3.8	16	0	1	10	10.0	10	0
2022	Vikings	1	0	0	0	0.0	0	0	1	2	2.0	2	0
NFL TOTALS		3	0	6	23	3.8	16	0	2	12	6.0	10	0

ALEXANDER MATTISON'S NFL REGULAR SEASON RETURN STATISTICS

DATE	TEAM	KICKOFF RETURNS					PUNT RETURNS					
		RET.	YDS.	AVG.	LG	TD	NO.	FC	YDS.	AVG.	LG	TD
2019	Vikings	0	0	0.0	0	0	0	0	0	0.0	0	0
2020	Vikings	0	0	0.0	0	0	0	0	0	0.0	0	0
2021	Vikings	1	18	18.0	18	0	0	0	0	0.0	0	0
2022	Vikings	0	0	0.0	0	0	0	0	0	0.0	0	0
2023	Vikings	0	0	0.0	0	0	0	0	0	0.0	0	0
2024	Raiders	0	0	0.0	0	0	0	0	0	0.0	0	0
NFL TOTALS		1	18	18.0	18	0	0	0	0	0.0	0	0

ALEXANDER MATTISON'S NFL POSTSEASON RETURN STATISTICS

DATE	TEAM	KICKOFF RETURNS					PUNT RETURNS					
		RET.	YDS.	AVG.	LG	TD	NO.	FC	YDS.	AVG.	LG	TD
2019	Vikings	0	0	0.0	0	0	0	0	0	0.0	0	0
2022	Vikings	0	0	0.0	0	0	0	0	0	0.0	0	0
NFL TOTALS		0	0	0.0	0	0	0	0	0	0.0	0	0

SINGLE-GAME HIGHS: RUSHING/RECEIVING

Rush Attempts	26 vs. Seattle Seahawks, Sep 26, 2021 25 vs. Detroit Lions, Oct 10, 2021	Receiving TDs	1 at Atlanta Falcons, Nov 05, 2023 ...5 more at 1.
Rushing Yards	113 vs. Detroit Lions, Oct 10, 2021 112 vs. Seattle Seahawks, Sep 26, 2021 ...1 more at 112.	All-Purpose Yards	171 vs. Seattle Seahawks, Sep 26, 2021 153 vs. Detroit Lions, Oct 10, 2021
Rushing Average	7.4 at New York Giants, Oct 06, 2019 6.6 at Las Vegas Raiders, Dec 10, 2023	Kickoff Returns	1 at San Francisco 49ers, Nov 28, 2021
Longest Runs	48 vs. Detroit Lions, Oct 10, 2021 35 vs. Philadelphia Eagles, Oct 13, 2019	Kickoff Return Yards	18 at San Francisco 49ers, Nov 28, 2021
Rushing TDs	2 at Chicago Bears, Jan 08, 2023 1 vs. Jacksonville Jaguars, Dec 22, 2024 ...12 more at 1.	Longest Kickoff Return	18 at San Francisco 49ers, Nov 28, 2021
Receptions	7 vs. Detroit Lions, Oct 10, 2021 6 vs. Seattle Seahawks, Sep 26, 2021	Most TDs	2 at Chicago Bears, Jan 08, 2023 ...1 more at 2.
Receiving Yards	59 vs. Seattle Seahawks, Sep 26, 2021 51 at Seattle Seahawks, Dec 02, 2019	Miscellaneous Tackles	1 at Philadelphia Eagles, Sep 14, 2023
Receiving Average	16.7 at Miami Dolphins, Nov 17, 2024 ...1 more at 16.7.	Scrimmage Yards	171 vs. Seattle Seahawks, Sep 26, 2021 153 vs. Detroit Lions, Oct 10, 2021
Longest Receptions	47 at Atlanta Falcons, Nov 05, 2023 31 at Miami Dolphins, Nov 17, 2024 ...1 more at 31.		

SINGLE-GAME HIGHS - POSTSEASON: RUSHING/RECEIVING

Rush Attempts	5 at New Orleans Saints, Jan 05, 2020 1 at San Francisco 49ers, Jan 11, 2020	Receiving Yards	10 at New Orleans Saints, Jan 05, 2020
Rushing Yards	20 at New Orleans Saints, Jan 05, 2020 3 at San Francisco 49ers, Jan 11, 2020	Longest Receptions	10 at New Orleans Saints, Jan 05, 2020
Longest Runs	16 at New Orleans Saints, Jan 05, 2020 3 at San Francisco 49ers, Jan 11, 2020 ...1 more at 3.	All-Purpose Yards	30 at New Orleans Saints, Jan 05, 2020 3 at San Francisco 49ers, Jan 11, 2020
Receptions	1 at New Orleans Saints, Jan 05, 2020		

100-YARD RUSHING GAMES (3): REGULAR SEASON

DATE	TEAM	ATT.	YDS.	AVG.	LG	TD
10/11/20	at Seahawks	20	112	5.6	25	0
09/26/21	SEAHAWKS	26	112	4.3	24	0
10/10/21	LIONS	25	113	4.5	48	0

ALEXANDER MATTISON'S 2024 GXG REGULAR-SEASON STATISTICS (RAIDERS)

DATE	OPPONENT	P/S	RUSHING					RECEIVING					W/L	SCORE
			NO.	YDS.	AVG.	LG	TD	NO.	YDS.	AVG.	LG	TD		
09/08	at Chargers	P	5	19	3.8	7	0	4	43	10.8	31t	1	L	10-22
09/15	at Ravens	P	4	1	0.3	3	1	0	0	0.0	0	0	W	26-23
09/22	Panthers	P	3	7	2.3	3	1	3	37	12.3	22	0	L	22-36
09/29	Browns	P	5	60	12.0	24	0	0	0	0.0	0	0	W	20-16
10/06	at Broncos	S	15	38	2.5	8	0	2	23	11.5	12	0	L	18-34
10/13	Steelers	S	14	33	2.4	9	1	5	32	6.4	19	0	L	13-32
10/20	at Rams	S	23	92	4.0	13	0	3	31	10.3	18	0	L	15-20
10/27	Chiefs	S	14	15	1.1	5	0	5	29	5.8	11	0	L	20-27
11/03	at Bengals	S	9	36	4.0	7	0	0	0	0.0	0	0	L	24-41
11/17	at Dolphins	P	5	19	3.8	8	0	3	50	16.7	31	0	L	19-34
11/24	Broncos							ON INACTIVE LIST					L	19-29
11/29	at Chiefs							INACTIVE					L	17-19
12/08	at Buccaneers							ON INACTIVE LIST					L	13-28
12/16	Falcons	P	7	21	3.0	12	0	2	3	1.5	4	0	L	9-15
12/22	Jaguars	S	12	27	2.3	6	1	4	29	7.3	12	0	W	19-14
2024 TOTALS		12-6	116	368	3.2	24	4	31	277	8.9	31T	1	3-12	

ALEXANDER MATTISON'S 2023 GXG REGULAR-SEASON STATISTICS (VIKINGS)

DATE	OPPONENT	P/S	RUSHING					RECEIVING					W/L	SCORE
			NO.	YDS.	AVG.	LG	TD	NO.	YDS.	AVG.	LG	TD		
09/10	Buccaneers	S	11	34	3.1	9	0	3	10	3.3	4t	1	L	17-20
09/14	at Eagles	S	8	28	3.5	7	0	3	11	3.7	16	0	L	28-34
09/24	Chargers	S	20	93	4.7	15	0	5	32	6.4	9	0	L	24-28
10/01	at Panthers	S	17	95	5.6	17	0	1	3	3.0	3	0	W	21-13
10/08	Chiefs	S	8	26	3.3	7	0	2	20	10.0	11	1	L	20-27
10/15	at Bears	S	18	44	2.4	8	0	4	28	7.0	13	0	W	19-13
10/23	49ers	S	8	39	4.9	19	0	2	3	1.5	4	0	W	22-17
10/29	at Packers	S	16	31	1.9	10	0	1	2	2.0	2	0	W	24-10
11/05	at Falcons	S	16	44	2.8	8	0	2	49	24.5	47	1	W	31-28
11/12	Saints	S	8	27	3.4	9	0	1	6	6.0	6	0	W	27-19
11/19	at Broncos	S	18	81	4.5	15	0	1	-1	-1.0	-1	0	L	20-21
11/27	Bears	S	10	52	5.2	21	0	2	11	5.5	11	0	L	10-12
12/10	at Raiders	S	10	66	6.6	16	0	0	0	0.0	0	0	W	3-0
12/16	at Bengals							ON INACTIVE LIST					L	24-27+
12/24	Lions	P	2	-1	-0.5	1	0	0	0	0.0	0	0	L	24-30
12/31	Packers	P	3	17	5.7	9	0	2	13	6.5	8	0	L	10-33
01/07	at Lions	P	7	24	3.4	11	0	1	5	5.0	5	0	L	20-30
2023 TOTALS		16-13	180	700	3.9	21	0	30	192	6.4	47	3	7-10	

+ - Overtime



KANA'I MAUGA

43

POSITION: Linebacker

NFL SEASON: 2

HT/WT: 6-2/245

RAIDERS SEASON: 2

ACQUIRED: FA-'22

COLLEGE: USC

BORN: 01/08/00

HOMETOWN: Waianae, Hawaii

TRANSACTIONS: Signed by Denver Broncos as an undrafted free agent, May 13, 2022...Waived by Broncos, Aug. 30, 2022...Signed by Broncos to practice squad, Aug. 31, 2022...Waived by Broncos, Nov. 1, 2022...Signed by Las Vegas Raiders to practice squad, Dec. 13, 2022...Signed by Raiders as a Reserve/Future free agent, Jan. 9, 2023...Waived by Raiders, Aug. 1, 2023...Re-signed by Raiders as a free agent, Aug. 12, 2023...Waived by Raiders, Aug. 29, 2023...Signed by Raiders to practice squad, Aug. 31, 2023...Signed by Raiders to active roster, Sept. 30, 2023...Re-signed by Raiders as a free agent, March 12, 2024.

AT A GLANCE

In 2023, made his NFL debut, appearing in five games and recording four tackles.
Played in 43 games with 24 starts over his career at USC (2018-21), totaling 207 tackles (106 solo), 16.5 tackles for loss, five sacks, three interceptions, nine passes defended and two forced fumbles.
Earned All-Pac-12 honorable mention and USC's Trojan Way Leadership Award after recording a team-high 91 tackles as a senior in 2021.

CAREER: Entered the NFL as an undrafted free agent in May 2022...Joined the Las Vegas Raiders after spending time on the Denver Broncos' practice squad...Has appeared in five career games and recorded four tackles.

2024: (9/8) at LAC: Played on special teams...(9/15) at Bal.: Saw action on special teams...(9/22) vs. Car.: Recorded one tackle on special teams...(9/29) vs. Cle.: Inactive...(10/6) at Den.:

Played primarily on special teams...(10/13) vs. Pit.: Saw action on special teams...(10/20) at LAR: Inactive...(10/27) vs. KC: Inactive...(11/3) at Cin.: Played on defense and special teams...(11/17) at Mia.: Appeared on special teams...(11/24) vs. Den.: Appeared on offense and special teams...(12/8) at TB: Logged one solo tackle on special teams...(12/16) vs. Atl.: Played on special teams...(12/22) vs. Jac.: Inactive.

2023: Played in five games and recorded two tackles...Added two tackles on special teams...Spent three weeks on the practice squad and nine games on the Reserve/Injured List...(10/1) at LAC: Posted one tackle on special teams...(10/9) vs. GB: Played exclusively on special teams...(10/15) vs. NE: Appeared on special teams...(10/22) at Chi.: Posted two tackles on defense...(12/10) vs. Min.: Played on special teams before exiting the game due to injury.

2022 (with Den. and LV): Spent the first eight weeks of the season on the Broncos' practice squad before signing to the Raiders' practice squad for the remainder of the season.

COLLEGE: Played in 43 games with 24 starts over his career at USC (2018-21), totaling 207 tackles (106 solo), 16.5 tackles for loss, five sacks, three interceptions, nine passes defended and two forced fumbles...Started all 12 games played in 2021, logging a team-high 91 tackles (55), one sack, one interception, two passes defended and one forced fumble... Earned All-Pac-12 honorable mention honors and won USC's 2021 Trojan Way Leadership Award following the season... Appeared in six games with four starts in 2020, recording 41 tackles (15), one sack and one interception...Played in 13 games with eight starts in 2019, compiling 61 tackles (32), three sacks, one interception, two passes defended and one forced fumble...Posted 14 tackles (4) and two passes defended in 12 games played as a true freshman in 2018.

PERSONAL: Attended Waianae (Hawaii) High School, where he played tight end and linebacker...Totaled 52.5 tackles, three sacks, two forced fumbles, two fumble recoveries and three defensive touchdowns as a senior in 2017...Named to the 2017 PrepStar All-American team and was named USA Today's All-Hawaii Defensive Player of the Year following his senior season...Name pronounced KUH-nye mau-GUH

KANA'I MAUGA'S NFL REGULAR SEASON DEFENSIVE STATISTICS

DATE	TEAM	GP	GS	TACKLES								INTERCEPTIONS					O. FUMB					ST					MISC						
				TK	S	A	TFL	YDS	SK	YDS	QBH	NO	YDS	LG	TD	PD	FF	FR	TD	YDS	TK	S	A	FF	FR	S	A						
2022	Broncos	0	0	0	0	0	0	0	0	0.0	0.0	0	0	0	0	0	0	0	0	0	0	0	0	0	0	0	0	0	0	0	0	0	0
Went from Denver to Las Vegas.																																	
2022	Raiders	0	0	0	0	0	0	0	0	0.0	0.0	0	0	0	0	0	0	0	0	0	0	0	0	0	0	0	0	0	0	0	0	0	
2022	TOTAL	0	0	0	0	0	0	0	0	0.0	0.0	0	0	0	0	0	0	0	0	0	0	0	0	0	0	0	0	0	0	0	0	0	
2023	Raiders	5	0	2	0	2	0	0	0	0.0	0.0	0	0	0	0	0	0	0	0	0	0	0	0	1	1	0	0	0	0	0	0	0	
2024	Raiders	11	0	0	0	0	0	0	0	0.0	0.0	0	0	0	0	0	0	0	0	0	0	0	0	3	2	1	0	0	0	0	0	0	
NFL TOTALS		16	0	2	0	2	0	0	0	0.0	0.0	0	0	0	0	0	0	0	0	0	0	0	0	4	3	1	0	0	0	0	0	0	

SINGLE-GAME HIGHS: DEFENSIVE

Total Tackles

2 at Chicago Bears, Oct 22, 2023

Special Teams Tackles


1 vs. Carolina Panthers, Sep 22, 2024
...1 more at 1.

KANA'I MAUGA'S 2024 GXG REGULAR-SEASON STATISTICS (RAIDERS)

DATE	OPPONENT	P/S	TACKLES							INTERCEPTIONS					O. FUMB				ST				MISC		W/L	SCORE		
			TK	S	A	SK	YDS	TFL	YDS	QBH	NO	YDS	LG	TD	PD	FF	FR	TD	YDS	TK	S	A	FF	FR			S	A
09/08	at Chargers	P	0	0	0	0.0	0.0	0	0	0	0	0	0	0	0	0	0	0	0	0	0	0	0	0	0	0	L	10-22
09/15	at Ravens	P	0	0	0	0.0	0.0	0	0	0	0	0	0	0	0	0	0	0	0	0	0	0	0	0	0	0	W	26-23
09/22	Panthers	P	0	0	0	0.0	0.0	0	0	0	0	0	0	0	0	0	0	0	0	1	0	1	0	0	0	0	L	22-36
09/29	Browns		ON INACTIVE LIST																							W	20-16	
10/06	at Broncos	P	0	0	0	0.0	0.0	0	0	0	0	0	0	0	0	0	0	0	0	0	0	0	0	0	0	0	L	18-34
10/13	Steelers	P	0	0	0	0.0	0.0	0	0	0	0	0	0	0	0	0	0	0	0	0	0	0	0	0	0	0	L	13-32
10/20	at Rams		ON INACTIVE LIST																							L	15-20	
10/27	Chiefs		ON INACTIVE LIST																							L	20-27	
11/03	at Bengals	P	0	0	0	0.0	0.0	0	0	0	0	0	0	0	0	0	0	0	0	0	0	0	0	0	0	0	L	24-41
11/17	at Dolphins	P	0	0	0	0.0	0.0	0	0	0	0	0	0	0	0	0	0	0	0	0	0	0	0	0	0	0	L	19-34
11/24	Broncos	P	0	0	0	0.0	0.0	0	0	0	0	0	0	0	0	0	0	0	0	0	0	0	0	0	0	0	L	19-29
11/29	at Chiefs	P	0	0	0	0.0	0.0	0	0	0	0	0	0	0	0	0	0	0	0	1	1	0	0	0	0	0	L	17-19
12/08	at Buccaneers	P	0	0	0	0.0	0.0	0	0	0	0	0	0	0	0	0	0	0	0	1	1	0	0	0	0	0	L	13-28
12/16	Falcons	P	0	0	0	0.0	0.0	0	0	0	0	0	0	0	0	0	0	0	0	0	0	0	0	0	0	0	L	9-15
12/22	Jaguars		ON INACTIVE LIST																							W	19-14	
2024 TOTALS		11-0	0	0	0	0.0	0.0	0	0	0	0	0	0	0	0	0	0	0	0	3	2	1	0	0	0	0	3-12	

KANA'I MAUGA'S 2023 GXG REGULAR-SEASON STATISTICS (RAIDERS)

DATE	OPPONENT	P/S	TACKLES							INTERCEPTIONS					O. FUMB				ST				MISC		W/L	SCORE		
			TK	S	A	SK	YDS	TFL	YDS	QBH	NO	YDS	LG	TD	PD	FF	FR	TD	YDS	TK	S	A	FF	FR			S	A
09/10	at Broncos		PRACTICE SQUAD																							W	17-16	
09/17	at Bills		PRACTICE SQUAD																							L	10-38	
09/24	Steelers		PRACTICE SQUAD																							L	18-23	
10/01	at Chargers	P	0	0	0	0.0	0.0	0	0	0	0	0	0	0	0	0	0	0	0	1	1	0	0	0	0	0	L	17-24
10/09	Packers	P	0	0	0	0.0	0.0	0	0	0	0	0	0	0	0	0	0	0	0	0	0	0	0	0	0	0	W	17-13
10/15	Patriots	P	0	0	0	0.0	0.0	0	0	0	0	0	0	0	0	0	0	0	0	0	0	0	0	0	0	0	W	21-17
10/22	at Bears	P	2	0	2	0.0	0.0	0	0	0	0	0	0	0	0	0	0	0	0	0	0	0	0	0	0	0	L	12-30
10/30	at Lions		INJURED RESERVE																							L	14-26	
11/05	Giants		INJURED RESERVE																							W	30-6	
11/12	Jets		INJURED RESERVE																							W	16-12	
11/19	at Dolphins		INJURED RESERVE																							L	13-20	
11/26	Chiefs		INJURED RESERVE																							L	17-31	
12/10	Vikings	P	0	0	0	0.0	0.0	0	0	0	0	0	0	0	0	0	0	0	0	0	0	0	0	0	0	0	L	0-3
12/14	Chargers		INJURED RESERVE																							W	63-21	
12/25	at Chiefs		INJURED RESERVE																							W	20-14	
12/31	at Colts		INJURED RESERVE																							L	20-23	
01/07	Broncos		INJURED RESERVE																							W	27-14	
2023 TOTALS		5-0	2	0	2	0.0	0.0	0	0	0	0	0	0	0	0	0	0	0	0	1	1	0	0	0	0	0	8-9	



MICHAEL MAYER

87

POSITION: Tight End

NFL SEASON: 2

HT/WT: 6-4/265

RAIDERS SEASON: 2

ACQUIRED: D2-'23

COLLEGE: Notre Dame

BORN: 07/06/01

HOMETOWN: Edgewood, Ky.

TRANSACTION: Selected by Las Vegas Raiders in the second round (35th overall) of the 2023 Draft, April 28, 2023.

AT A GLANCE

Played in 14 games with 12 starts during his rookie season, totaling 27 receptions for 304 yards and two touchdowns. His 11.3 yards per reception in 2023 ranked the ninth-best mark in the NFL among tight ends (min. 25 receptions). A three-year starter at Notre Dame (2020-22), appeared in 36 games with 28 starts and set program records for tight ends with 180 receptions for 2,099 yards (11.7 avg.) and 18 touchdowns. Led all FBS tight ends with nine touchdown receptions in 2022 and became the only tight end in the FBS with 800+ receiving yards in both 2021 and 2022.

2024: (9/8) at LAC: Started at tight end and posted two receptions for three yards...**(9/15) at Bal.:** Caught one pass for 11 yards...**(9/22) vs. Car.:** Posted one reception for seven yards...**(9/29) vs. Cle.:** Inactive...**(10/6) at Den.:** Inactive...**(11/17) at Mia.:** Finished with one reception for five yards...**(11/24) vs. Den.:** Finished with two receptions for 11 yards (5.5 avg.)...**(11/29) at KC:** Caught one pass for five yards...**(12/8) at TB:** Tied for the team lead with a season-high seven receptions for 68 yards (9.7 avg.)...**(12/15) vs. ATL:** Had one reception for 11 yards.

2023: Played in 14 games with 12 starts and recorded 27 receptions for 304 yards and two touchdowns...**(9/10) at Den.:** Made his NFL debut at tight end...**(9/17) at Buf.:** Recorded one reception for two yards...**(9/24) vs. Pit.:** Started at tight end and caught one pass on a two-point conversion...**(10/1) at LAC:** Started at tight end...**(10/9) vs. GB:** Recorded two receptions for 39 yards (19.5 avg.), including a 20-yard long...**(10/15) vs. NE:** Established single-game career highs with five receptions for a team-high 75 receiving yards (15.0 avg.)...**(10/22) at Chi.:** Started at tight end and caught two passes for 13 yards...**(10/30) at Det.:** Started at tight end and caught one pass for 19 yards...**(11/5) vs. NYG:** Started at tight end and posted two receptions for 11 yards...**(11/12) vs. NYJ:** Recorded three catches for 19 yards (6.3 avg.) and one touchdown...His 7-yard touchdown marked the first of his career...**(11/19) at Mia.:** Started at tight end and posted four receptions for 46 yards (11.5 avg.)...**(11/26) vs. KC:** Posted two receptions for 27 yards...**(12/10) vs. Min.:** Caught one reception for 14 yards...**(12/14) vs. LAC:** Started at tight end and finished with four catches for 39 yards (9.8 avg.) and one touchdown.

COLLEGE: A three-year starter at Notre Dame (2020-22), appeared in 36 games with 28 starts and set program records for tight ends with 180 receptions for 2,099 yards (11.7 avg.) and 18 touchdowns...As a junior in 2022, started all 12 games and recorded 67 receptions for 809 yards and a career-high nine TDs...Named First Team Associated Press All-American...Recorded five receptions for 32 yards at Ohio State...Finished with a team-high eight catches for 103 yards and one TD against Marshall...Posted two receptions for 10 yards and one TD against California...Hauled in seven passes for 88 yards and one TD at North Carolina...Set a new single-game school record for tight ends with 11 receptions and finished with 118 yards and two TDs against BYU...Marked his fourth career 100-yard receiving game...Posted five catches for 60 yards against Stanford...Recorded 115 yards and one touchdown against UNLV...Hauled in three passes for 54 yards at Syracuse...Finished with four receptions for 44 yards and one TD against Clemson...Set a new Notre Dame record for career touchdown receptions (16) by a tight end...Recorded three catches for 23 yards at Navy...Posted five receptions for 64 yards against Boston College...Became the 13th player in school history to reach 2,000 career receiving yards...Registered eight catches for 98 yards and two TDs at Southern Cal...Set a new single-season tight end touchdown record (nine)...Surpassed WR Jeff Samardzija (179) for third on Notre Dame's all-time receptions list...As a sophomore in 2021, started all 12 games and totaled 71 receptions for 840 yards and seven TDs...Among all tight ends in the FBS, ranked fourth in receiving yards (840) and eighth in TDs (seven)...Set a single-season school record for receiving yards (840) and receiving TDs (seven) by a tight end...Finished with nine receptions for 120 yards and one TD at Florida State...Hauled in seven passes for 81 yards and two TDs against Toledo...Led the team with seven receptions at Wisconsin...Recorded a team-high eight receptions for 93 yards against Cincinnati...Finished with five receptions for 54 yards against Southern California...Posted four catches for 51 yards against North Carolina...Led the team with seven receptions for 84 yards and one TD at Virginia...Registered a career-long 52-yard TD catch against Georgia Tech...Finished with nine receptions for 105 yards at Stanford...Tied the school record for most receptions by a tight end in a single game...Marked his second-career 100-yard receiving game...Hauled in seven passes for 72 yards and two TDs against Oklahoma State in the Fiesta Bowl scores...Set the school record for TD receptions by a tight end in a single season (7) and passed TE Tyler Eifert for most receiving yards by a tight end in a single season (840)...Played in all 12 games with four starts as a freshman...Finished with 42 receptions for 450 yards and two TDs...Posted three receptions for 38 yards against Duke...Earned his first-career start against USF, catching one pass for five yards...Caught two passes for 25 yards and one TD against Florida State...Posted one catch for 12 yards against Louisville...Recorded five receptions for 73 yards and one TD at Pitt...Posted three receptions for 15 yards at Georgia Tech...Caught five passes for 67 yards against Clemson...Recorded one reception for 12 yards at Boston College...Hauled in four passes for 54 yards at North Carolina...Posted five receptions for 36 yards against Syracuse...Led the team with five receptions for 51 yards against Clemson in the ACC Championship...Recorded seven receptions for 62 yards against Alabama in the Rose Bowl.

PERSONAL: Attended Covington Catholic high school...A four-star recruit by 247Sports, Rivals and ESPN.com...Named the 2019 Gatorade Kentucky Football Player of the Year after posting 49 receptions for 970 yards and 15 TDs...Helped Covington Catholic to a Kentucky 5A State Championship in 2019 and was named the MVP of the title game...Named 2019 Kentucky Football Coaches Association Mr. Football and 5A District 5 Player of the Year...Selected to the 2020 U.S. Army All-American Bowl.

MICHAEL MAYER'S NFL REGULAR SEASON RUSHING/RECEIVING STATISTICS

DATE	TEAM	GP	GS	RECEIVING					RUSHING				
				NO.	YDS.	AVG.	LG	TD	NO.	YDS.	AVG.	LG	TD
2023	Raiders	14	12	27	304	11.3	32	2	0	0	0.0	0	0
2024	Raiders	9	7	16	121	7.6	29	0	0	0	0.0	0	0
NFL TOTALS		23	19	43	425	9.9	32	2	0	0	0.0	0	0

MICHAEL MAYER'S NFL REGULAR SEASON RETURN STATISTICS

DATE	TEAM	KICKOFF RETURNS					PUNT RETURNS					
		RET.	YDS.	AVG.	LG	TD	NO.	FC	YDS.	AVG.	LG	TD
2023	Raiders	0	0	0.0	0	0	0	0	0	0.0	0	0
2024	Raiders	0	0	0.0	0	0	0	0	0	0.0	0	0
NFL TOTALS		0	0	0.0	0	0	0	0	0	0.0	0	0

SINGLE-GAME HIGHS: RECEIVING

Receptions	7 at Tampa Bay Buccaneers, Dec 08, 2024 5 vs. New England Patriots, Oct 15, 2023	All-Purpose Yards	75 vs. New England Patriots, Oct 15, 2023 68 at Tampa Bay Buccaneers, Dec 08, 2024
Receiving Yards	75 vs. New England Patriots, Oct 15, 2023 68 at Tampa Bay Buccaneers, Dec 08, 2024	Special Teams Tackles	1 at Detroit Lions, Oct 30, 2023
Receiving Average	15.0 vs. New England Patriots, Oct 15, 2023 11.5 at Miami Dolphins, Nov 19, 2023	Most TDs	1 vs. Los Angeles Chargers, Dec 14, 2023 ...1 more at 1.
Longest Receptions	32 vs. New England Patriots, Oct 15, 2023 29 at Tampa Bay Buccaneers, Dec 08, 2024	Miscellaneous Tackles	1 vs. New York Jets, Nov 12, 2023 ...1 more at 1.
Receiving TDs	1 vs. Los Angeles Chargers, Dec 14, 2023 ...1 more at 1.		

MICHAEL MAYER'S 2024 GXG REGULAR-SEASON STATISTICS (RAIDERS)

DATE	OPPONENT	P/S	RECEIVING					RUSHING					W/L	SCORE
			NO.	YDS.	AVG.	LG	TD	NO.	YDS.	AVG.	LG	TD		
09/08	at Chargers	S	2	3	1.5	3	0	0	0	0.0	0	0	L	10-22
09/15	at Ravens	P	1	11	11.0	11	0	0	0	0.0	0	0	W	26-23
09/22	Panthers	S	1	7	7.0	7	0	0	0	0.0	0	0	L	22-36
09/29	Browns												W	20-16
10/06	at Broncos												L	18-34
10/13	Steelers												L	13-32
10/20	at Rams												L	15-20
10/27	Chiefs												L	20-27
11/03	at Bengals												L	24-41
11/17	at Dolphins	S	1	5	5.0	5	0	0	0	0.0	0	0	L	19-34
11/24	Broncos	S	2	11	5.5	9	0	0	0	0.0	0	0	L	19-29
11/29	at Chiefs	P	1	5	5.0	5	0	0	0	0.0	0	0	L	17-19
12/08	at Buccaneers	S	7	68	9.7	29	0	0	0	0.0	0	0	L	13-28
12/16	Falcons	S	1	11	11.0	11	0	0	0	0.0	0	0	L	9-15
12/22	Jaguars	S	0	0	0.0	0	0	0	0	0.0	0	0	W	19-14
2024 TOTALS		9-7	16	121	7.6	29	0	0	0	0.0	0	0	3-12	

MICHAEL MAYER'S 2023 GXG REGULAR-SEASON STATISTICS (RAIDERS)

DATE	OPPONENT	P/S	RECEIVING					RUSHING					W/L	SCORE
			NO.	YDS.	AVG.	LG	TD	NO.	YDS.	AVG.	LG	TD		
09/10	at Broncos	P	0	0	0.0	0	0	0	0	0.0	0	0	W	17-16
09/17	at Bills	P	1	2	2.0	2	0	0	0	0.0	0	0	L	10-38
09/24	Steelers	S	0	0	0.0	0	0	0	0	0.0	0	0	L	18-23
10/01	at Chargers	S	0	0	0.0	0	0	0	0	0.0	0	0	L	17-24
10/09	Packers	S	2	39	19.5	20	0	0	0	0.0	0	0	W	17-13
10/15	Patriots	S	5	75	15.0	32	0	0	0	0.0	0	0	W	21-17
10/22	at Bears	S	2	13	6.5	11	0	0	0	0.0	0	0	L	12-30
10/30	at Lions	S	1	19	19.0	19	0	0	0	0.0	0	0	L	14-26
11/05	Giants	S	2	11	5.5	7	0	0	0	0.0	0	0	W	30-6
11/12	Jets	S	3	19	6.3	7t	1	0	0	0.0	0	0	W	16-12
11/19	at Dolphins	S	4	46	11.5	17	0	0	0	0.0	0	0	L	13-20
11/26	Chiefs	S	2	27	13.5	17	0	0	0	0.0	0	0	L	17-31
12/10	Vikings	S	1	14	14.0	14	0	0	0	0.0	0	0	L	0-3
12/14	Chargers	S	4	39	9.8	13	1	0	0	0.0	0	0	W	63-21
12/25	at Chiefs												W	20-14
12/31	at Colts												L	20-23
01/07	Broncos												W	27-14
2023 TOTALS		14-12	27	304	11.3	32	2	0	0	0.0	0	0	8-9	



TYREIK MCALESTER

32

POSITION: Wide Receiver

NFL SEASON: 1

HT/WT: 5-10/185

RAIDERS SEASON: 1

ACQUIRED: FA-'24

COLLEGE: Charleston (WV)

BORN: 04/07/98

HOMETOWN: Dillon, S.C.

TRANSACTIONS: Signed by Denver Broncos as an undrafted free agent, May 13, 2022...Waived by Broncos, Aug. 16, 2022...Signed by Broncos to practice squad, Nov. 22, 2022...Waived by Broncos, Nov. 29, 2022...Signed by Broncos to practice squad, Dec. 14, 2022...Signed by Broncos as a reserve/future free agent, Jan. 9, 2023...Waived by Broncos, May 31, 2023...Signed by Las Vegas Raiders as a reserve/future free agent, Jan. 16, 2024.

CAREER: Joins the Raiders after spending the 2023 season with the Hamilton Tiger-Cats of the CFL, where he led the league in kickoff return average and all-purpose yards...Recorded 13 carries for 52 yards and 27 receptions for 364 yards and two touchdowns on offense...Added 41 kickoff returns for 1,037 yards (25.3 avg.), 56 punt returns with an average of 10.8 yards, and seven missed field goal returns for 408 yards and one touchdown...Spent a portion of the 2022 season on the Denver Broncos' practice squad.

2024: (9/8) at LAC: Saw action on special teams...(9/15) at Bal.: Inactive...(9/22) vs. Car.: Inactive...(9/29) vs. Cle.: Rushed two times for 11 yards...Added two punt returns for 24 yards and two kickoff returns for 49 yards...(10/6) at Den.: Inactive...(10/13) vs. Pit.: Did not play...(10/20) at LAR: Saw action on special teams...(10/27) vs. KC: Inactive.

COLLEGE: Played five years (2017-21) at Division II University of Charleston...Played in 38 career games and amassed 3,608 total yards (2,651 rushing and 1,047 receiving) and 30 touchdowns (26 receiving and four receiving)... Selected as a three-time All-MEC honoree...In 2021, was named All-MEC Offensive Player of the Year after leading the conference with 1,090 rushing yards and 13 touchdowns... He also had 32 receptions for 203 yards...His 142.8 all-purpose yards per game ranks 16th-best Division II...Averaged 121.1 yards per game and his 7.62 yards per carry ranked third-highest nationally in Division II...Named first team D2CCA All-Region...Appeared in five games in 2020, posting 36 carries for 214 yards (5.9 avg.) with two scores in addition to 15 catches for 129 yards (8.6 avg.)...Recorded 1,199 rushing yards with 11 touchdowns on 164 carries (7.3 avg.) and caught 24 passes for 246 yards (1.25 avg.) with one score in 2019...Totalled 311 scrimmage yards (35 rushing and 276 receiving) with one touchdown in 2018...Tallied seven rushes for 23 yards (3.3 avg.), 22 receptions for 193 yards (8.8 avg.) with two touchdowns and 13 kickoff returns for 242 yards (18.7 avg.) as a true freshman in 2017.

PERSONAL: Attended Latta (S.C.) High School...Also lettered in basketball and track and field.

TYREIK MCALESTER'S NFL REGULAR SEASON RUSHING/RECEIVING STATISTICS

DATE	TEAM	GP	GS	RECEIVING					RUSHING				
				NO.	YDS.	AVG.	LG	TD	NO.	YDS.	AVG.	LG	TD
2022	Broncos	0	0	0	0	0.0	0	0	0	0	0.0	0	0
2024	Raiders	3	0	0	0	0.0	0	0	2	11	5.5	10	0
NFL TOTALS		3	0	0	0	0.0	0	0	2	11	5.5	10	0

TYREIK MCALESTER'S NFL REGULAR SEASON RETURN STATISTICS

DATE	TEAM	RET.	KICKOFF RETURNS					PUNT RETURNS					
			YDS.	AVG.	LG	TD	NO.	FC	YDS.	AVG.	LG	TD	
2022	Broncos	0	0	0.0	0	0	0	0	0	0	0.0	0	0
2024	Raiders	2	49	24.5	28	0	2	0	24	12.0	14	0	
NFL TOTALS		2	49	24.5	28	0	2	0	24	12.0	14	0	

SINGLE-GAME HIGHS: RUSHING/RECEIVING

Rush Attempts 2 vs. Cleveland Browns, Sep 29, 2024
Rushing Yards 11 vs. Cleveland Browns, Sep 29, 2024
Longest Runs 10 vs. Cleveland Browns, Sep 29, 2024
 1 vs. Cleveland Browns, Sep 29, 2024
All-Purpose Yards 84 vs. Cleveland Browns, Sep 29, 2024
Kickoff Returns 2 vs. Cleveland Browns, Sep 29, 2024
Kickoff Return Yards 49 vs. Cleveland Browns, Sep 29, 2024

Longest Kickoff Return 28 vs. Cleveland Browns, Sep 29, 2024
 21 vs. Cleveland Browns, Sep 29, 2024
Punt Return Yards 24 vs. Cleveland Browns, Sep 29, 2024
Longest Punt Return 14 vs. Cleveland Browns, Sep 29, 2024
 10 vs. Cleveland Browns, Sep 29, 2024
Punt Returns 2 vs. Cleveland Browns, Sep 29, 2024
Special Teams Tackles 1 at Los Angeles Chargers, Sep 08, 2024
Scrimmage Yards 11 vs. Cleveland Browns, Sep 29, 2024

TYREIK MCALLISTER'S 2024 GXG REGULAR-SEASON STATISTICS (RAIDERS)


DATE	OPPONENT	P/S	RECEIVING					RUSHING					W/L	SCORE
			NO.	YDS.	AVG.	LG	TD	NO.	YDS.	AVG.	LG	TD		
09/08	at Chargers	P	0	0	0.0	0	0	0	0	0.0	0	0	L	10-22
09/15	at Ravens							ON INACTIVE LIST					W	26-23
09/22	Panthers							ON INACTIVE LIST					L	22-36
09/29	Browns	P	0	0	0.0	0	0	2	11	5.5	10	0	W	20-16
10/06	at Broncos							ON INACTIVE LIST					L	18-34
10/13	Steelers							DID NOT PLAY (NON-INJURY)					L	13-32
10/20	at Rams	P	0	0	0.0	0	0	0	0.0	0	0	0	L	15-20
10/27	Chiefs							ON INACTIVE LIST					L	20-27
11/03	at Bengals							PRACTICE SQUAD					L	24-41
11/17	at Dolphins							PRACTICE SQUAD					L	19-34
11/24	Broncos							PRACTICE SQUAD					L	19-29
11/29	at Chiefs							PRACTICE SQUAD					L	17-19
12/08	at Buccaneers							PRACTICE SQUAD					L	13-28
12/16	Falcons							PRACTICE SQUAD					L	9-15
12/22	Jaguars							PRACTICE SQUAD					W	19-14
2024 TOTALS		3-0	0	0	0.0	0	0	2	11	5.5	10	0	3-12	

TYREIK MCALLISTER'S 2023 GXG REGULAR-SEASON STATISTICS (BRONCOS)

DATE	OPPONENT	P/S	RECEIVING					RUSHING					W/L	SCORE
			NO.	YDS.	AVG.	LG	TD	NO.	YDS.	AVG.	LG	TD		
09/10	Raiders							NOT ON ROSTER					L	16-17
09/17	Commanders							NOT ON ROSTER					L	33-35
09/24	at Dolphins							NOT ON ROSTER					L	20-70
10/01	at Bears							NOT ON ROSTER					W	31-28
10/08	Jets							NOT ON ROSTER					L	21-31
10/12	at Chiefs							NOT ON ROSTER					L	8-19
10/22	Packers							NOT ON ROSTER					W	19-17
10/29	Chiefs							NOT ON ROSTER					W	24-9
11/13	at Bills							NOT ON ROSTER					W	24-22
11/19	Vikings							NOT ON ROSTER					W	21-20
11/26	Browns							NOT ON ROSTER					W	29-12
12/03	at Texans							NOT ON ROSTER					L	17-22
12/10	at Chargers							NOT ON ROSTER					W	24-7
12/16	at Lions							NOT ON ROSTER					L	17-42
12/24	Patriots							NOT ON ROSTER					L	23-26
12/31	Chargers							NOT ON ROSTER					W	16-9
01/07	at Raiders							NOT ON ROSTER					L	14-27
2023 TOTALS		0-0	0	0	0.0	0	0	0	0	0.0	0	0	8-9	



JORDAN MEREDITH



POSITION: Guard
HT/WT: 6-2/300
ACQUIRED: FA-'22
BORN: 01/04/98

NFL SEASON: 2
RAIDERS SEASON: 2
COLLEGE: Western Kentucky
HOMETOWN: Bowling Green, Ky.

TRANSACTIONS: Signed by Los Angeles Rams as an undrafted free agent, May 13, 2021... Waived by Rams, Aug. 30, 2021... Signed by Las Vegas Raiders as a free agent, Feb. 17, 2022... Waived by Raiders, July 20, 2022... Re-signed by Raiders as a free agent, July 25, 2022... Waived by Raiders, Aug. 30, 2022... Re-signed by Raiders to practice squad, Aug. 31, 2022... Waived by Raiders, Sep. 23, 2022... Signed by Cleveland Browns to practice squad, Nov. 7, 2022... Waived by Browns, Nov. 22, 2022... Signed by Raiders to practice squad, Dec. 12, 2022... Re-signed by Raiders as a Reserve/Future free agent, Jan. 9, 2023... Re-signed by Raiders as a free agent, April 1, 2024.

AT A GLANCE

Played in all 17 games in 2023, making his first career start at left guard in Week 15.
Has appeared in 18 career games with one start over two seasons in the NFL.
Played in 49 career games with 37 starts during four seasons at Western Kentucky (2017-20).

CAREER: Originally entered the NFL as an undrafted free agent with the Los Angeles Rams in 2021 and has spent time on the practice squad and active roster of the Las Vegas Raiders (2021-23) and the practice squad of the Cleveland Browns (2022)... Career totals include 18 games played with one start.

2024: (9/8) at LAC: Saw action on special teams... **(9/15) at Bal.:** Saw action exclusively on special teams... **(9/22) vs. Car.:** Inactive... **(9/29) vs. Cle.:** Played exclusively on special teams... **(10/6) at Den.:** Played on special teams... **(10/13) vs. Pit.:** Was part of an offensive line that allowed QB Aidan O'Connell to pass for 227 passing yards and one touchdown... **(10/20) at LAR:** Started at right guard and was part of an offensive line that helped the Raiders offense produce 122 rushing yards, the second most in a single game for the Silver and Black this season only behind Week 4 vs. CLE (152)... **(10/27) vs. KC:** Allowed time for Gardner Minshew to complete 24-of-30 (80.0%) passes for 209 yards and two touchdowns... **(11/3) at Cin.:** Started at right guard and helped the offense record 198 total yards... **(11/17) at Mia.:** Started at left guard and was part of an offense that finished with 328 total net yards, including 268 passing yards and 60 rushing yards... **(11/24) vs. Den.:** Started at left guard and helped pave a way for our offense to averaged 4.3 yards per rush, the third best mark in a single game in 2024... **(11/29) at KC:** Started at left guard and helped the Raiders finish with 434 total net yards of offense, including 318 net passing yards and 118 rushing yards, the most in a single game this season and the most since Week 17 of 2022 (500 vs. SF)... **(12/8) at TB:** Started at left guard and was part of an offense that finished with 286 total net yards of offense, including 195 net passing yards and 91 rushing yards... **(12/15) vs. ATL:** Started at left guard and was part of an offense that finished with 249 total net yards, including 208 net passing yards and 65 rushing yards.

2023: Saw action in all 17 contests with one start... **(9/24) vs. Pit.:** Appeared on both offense and special teams... **(12/10) vs. Min.:** Saw action on offense... **(12/14) vs. LAC:** Made his first career start at left guard and helped the Raiders finish with 378 total yards of offense (254 passing, 124 rushing), the most in a single game this season... **(12/25) at KC:** Saw action on offense and special teams... **(12/31) at Ind.:** Was part of an offense that finished with 370 total yards, including 84 rushing yards and 286 passing yards, the second most in a single game... **(1/7/24) vs. Den.:** Played along the offensive line and on special teams.

2022: Spent the majority of the season on the Raiders practice squad, but was elevated to the active roster and made his NFL debut in Week 15 against the Patriots... Also spent two weeks on the Cleveland Browns practice squad.

COLLEGE: Played in 49 career games with 37 starts in four years at Western Kentucky... As a senior, started all 12 games for the Hilltoppers for the third-straight season... Named All-Conference USA Second Team... Also tabbed for second-team All-American honors by PFF... A PFF College second-team All-CUSA pick and named second-team All-CUSA by Phil Steele Publications... Part of a unit that finished the season ranked No. 2 in the nation in pass-blocking grade and No. 17 in run-blocking grade according to PFF... Named to the PFF College National Team of the Week on Nov. 21 and Oct. 24, 2020... A preseason All-Conference USA selection... Named preseason first-team All-CUSA by Phil Steele Publications and Athlon Sports... As a junior, started all 13 games at right guard... Named honorable mention All-American by PFF and named to the PFF All-CUSA First Team... Tabbed for honorable mention All-CUSA honors... Earned spot on the PFF College C-USA Team of the Week on Aug. 29... Led all conference guards with a 77.8 overall blocking grade according to PFF... Allowed only seven pressures on the season... As a sophomore, started all 12 games at right guard... Allowed just one sack on the season... As a redshirt freshman, played in 12 games as a reserve offensive lineman and on special teams... Redshirted as a true freshman.

PERSONAL: Attended Bowling Green (Ky.) High School... As a senior, part of a team that won the 2015 KHSAA 5A State Championship... Part of the No. 3-ranked scoring offense (38.3 points per game) and the No. 4 passing offense (194 yards per game) at the 5A level... Team posted a 14-1 record... Named a two-star prospect and the No. 22 player in Kentucky by 247Sports.com.

JORDAN MEREDITH'S NFL REGULAR SEASON STATISTICS

DATE	TEAM	GP	GS
2022	Raiders	1	0
2022	Browns	0	0
2022	TOTAL	1	0
2023	Raiders	17	1
2024	Raiders	13	8
NFL TOTALS		31	9

Went from Las Vegas to Cleveland.

JORDAN MEREDITH'S 2024 GXG REGULAR-SEASON STATISTICS (RAIDERS)

DATE	OPPONENT	P/S	W/L	SCORE
09/08	at Chargers	P	L	10-22
09/15	at Ravens	P	W	26-23
09/22	Panthers		L	22-36
09/29	Browns	P	W	20-16
10/06	at Broncos	P	L	18-34
10/13	Steelers	P	L	13-32
10/20	at Rams	S	L	15-20
10/27	Chiefs	S	L	20-27
11/03	at Bengals	S	L	24-41
11/17	at Dolphins	S	L	19-34
11/24	Broncos	S	L	19-29
11/29	at Chiefs	S	L	17-19
12/08	at Buccaneers	S	L	13-28
12/16	Falcons	S	L	9-15
12/22	Jaguars		W	19-14
2024 TOTALS		13-8	3-12	

JORDAN MEREDITH'S 2023 GXG REGULAR-SEASON STATISTICS (RAIDERS)

DATE	OPPONENT	P/S	W/L	SCORE
09/10	at Broncos	P	W	17-16
09/17	at Bills	P	L	10-38
09/24	Steelers	P	L	18-23
10/01	at Chargers	P	L	17-24
10/09	Packers	P	W	17-13
10/15	Patriots	P	W	21-17
10/22	at Bears	P	L	12-30
10/30	at Lions	P	L	14-26
11/05	Giants	P	W	30-6
11/12	Jets	P	W	16-12
11/19	at Dolphins	P	L	13-20
11/26	Chiefs	P	L	17-31
12/10	Vikings	P	L	0-3
12/14	Chargers	S	W	63-21
12/25	at Chiefs	P	W	20-14
12/31	at Colts	P	L	20-23
01/07	Broncos	P	W	27-14
2023 TOTALS		17-1	8-9	



JAKOBI MEYERS

16

POSITION: Wide Receiver
HT/WT: 6-2/200
ACQUIRED: UFA-'23 (NE)
BORN: 11/09/96

NFL SEASON: 6
RAIDERS SEASON: 2
COLLEGE: North Carolina State
HOMETOWN: Lithonia, Ga.

TRANSACTIONS: Signed by New England Patriots as an undrafted free agent, May 2, 2019... Re-signed by Patriots as a restricted free agent, June 16, 2022...Signed by Las Vegas Raiders as an unrestricted free agent, March 16, 2023.

AT A GLANCE

Has played in 76 career games with 55 starts and totaled 306 receptions for 3,565 yards (11.7 avg.) and 16 TDs.
In his first season with the Raiders in 2023, posted 71 receptions for 807 yards (11.4 avg.) and a career-high eight receiving touchdowns. He also added one passing touchdown and two rushing touchdowns in 2023.
His eight touchdowns in 2023 were tied for the team lead and tied for the eighth most in the NFL. His 71 receptions in 2023 were the most in a single season among undrafted players in Raiders history.
In 2023, Meyers eight receiving touchdowns, two rushing touchdowns and one passing touchdown. He became just the third player in Raiders history to record a rushing, passing and receiving touchdown in a single season, joining Marcus Allen (1983) and Tony Teresa (1960).
Among undrafted players in the NFL since 2019, Meyers ranks third in receptions (306), second in receiving yards (3,565) and second in receiving first downs (180).
Became just the fourth wide receiver with two TD passes in a single season (2020) in the Super Bowl era and has completed 4-of-4 passes for 88 yards and two TD passes for a 158.3 passer rating during his NFL career.

CAREER: Veteran receiver enters his sixth NFL season and second season with the Silver and Black...Last season (2023), his first season with the Raiders, posted 71 receptions for 807 yards (11.4 avg.) and a career-high eight receiving touchdowns, along with one passing touchdown and two rushing touchdowns – the third player in Raiders history to record a rushing, passing and receiving touchdown in a single season...Originally signed with the New England Patriots as an undrafted free agent in 2019 and spent his first four NFL seasons with the club...In 2022, played in 14 games with 13 starts and recorded 67 receptions for 804 yards and a career-high six TDs...In 2021, appeared in all 17 games with 16 starts and totaled career highs in catches (83) and receiving yards (866) while adding two scores...Played in 14 games with nine starts in 2020, posting 59 receptions for 729 yards...As a rookie, appeared in 15 games with one start and recorded 26 receptions for 359 yards...Career totals include 60 games played with 39 starts, totaling 235 receptions for 2,758 yards and eight TDs.

2024: (9/8) at LAC: Led the team with 61 receiving yards on three catches (20.3 avg.), including a game-long 33-yard grab in the fourth quarter...**(9/15) at Bal.:** Recorded four catches for 29 yards...**(9/22) vs. Car.:** Tied for the team lead with seven receptions for 62 yards (8.9 avg.) and one touchdown...**(9/29) vs. Cle.:** Tied for the team lead with five receptions for 49 yards (9.8 avg.)...**(10/6) at Den.:** Finished with six receptions for 72 yards (12.0 avg.)...**(10/13) vs. Pit.:** Inactive...**(10/20) at LAR:** Inactive...**(10/27) vs. KC:** Caught six passes for 52 yards (8.7 avg.) and one touchdown...**(11/3) at Cin.:** Led the team with eight receptions for 105 yards (13.1 avg.) notching his first 100-yard receiving game of the season...**(11/17) at Mia.:** Pulled in four receptions for 28 yards (7.0 avg.) and added one rush for 20 yards...**(11/24) vs. Den.:** Led the team with 10 catches for 121 yards (12.1 avg.)...His 10 receptions and 121 yards both rank second in his single-game career highs...**(11/29) at KC:** Finished with six receptions for 97 yards (16.2 avg.), including a 43-yard reception, his longest of the season...**(12/8) at TB:** Tied for the team lead with seven receptions for 67 yards (9.6 avg.)...**(12/15) vs. ATL:** Led the team with 59 receiving yards on five catches (11.8 avg.).

2023: Started in 16 games in his first season with the Silver and Black and posted 71 receptions for 807 yards (11.4 avg.) and a career-high eight receiving touchdowns...Added four rushes for 24 yards and two touchdowns as well as two pass completions for 12 yards and one touchdown, becoming just the third player in Raiders history to record a rushing, passing and receiving touchdown in a single season, joining Marcus Allen (1983) and Tony Teresa (1960)...His eight touchdowns in 2023 were tied for the team lead and tied for the eighth most in the NFL, while his 71 receptions in 2023 were the most in a single season among undrafted players in Raiders history...**(9/10) at Den.:** Led the team with nine receptions for 81 yards (9.0 avg.) with two touchdowns, his first career game with multiple touchdowns...**(9/17) at Buf.:** Inactive...**(9/24) vs. Pit.:** Recorded three receptions for 39 yards (13.0 avg.)...**(10/1) at LAC:** Finished with 33 yards on two receptions (16.5 avg.)...**(10/9) vs. GB:** Led the team with seven receptions for 75 yards (10.7 avg.) and one touchdown...**(10/15) vs. NE:** Tied for the team lead with five receptions and finished with 61 yards (12.2. avg.) and one touchdown...**(10/22) at Chi.:** Tied for the team lead with seven receptions and finished with 50 yards (7.1. avg.) and one touchdown, his fifth touchdown reception of the season on a 9-yard grab in the fourth quarter...**(10/30) at Det.:** Posted one reception for 19 yards...**(11/5) vs. NYG:** Recorded two receptions for 38 yards (19.0 avg.) and rushed one time for 17 yards and a touchdown...Took a jet sweep 17 yards for a touchdown, the longest run of his career and his first career rushing touchdown...**(11/12) vs. NYJ:** Caught two passes for 21 yards...**(11/19) at Mia.:** Posted four receptions for 49 yards (12.3 avg.)...**(11/26) vs. KC:** Led the team with six catches for 79 yards (13.2 avg.) and one touchdown...**(12/10) vs. Min.:** Recorded five receptions for 25 yards...**(12/14) vs. LAC:** Pulled in two catches for 32 yards (16.0 avg.) and one touchdown, and completed two passes for 12 yards and a touchdown...In the third quarter, Meyers threw a 3-yard touchdown pass to WR Davante Adams, notching the third passing touchdown of his career...Became just the second player in Raiders history with a passing and receiving touchdown in the same game...**(12/25) at KC:** Led the team with three catches for 42 yards (14.0 avg.)...**(12/31) at Ind.:** Pulled in six catches for 56 yards (9.3 avg.)...**(1/7) vs. Den.:** Finished with three receptions for 61 yards (20.3 avg.) and one receiving touchdown and added one rush for five yards and a touchdown.

2022 (with NE): Played in 14 games with 13 starts...Recorded 67 receptions for 804 yards and a career-high six TDs...**(9/11) at Mia.:** Posted four receptions for 55 yards...**(9/18) at Pit.:** Had a team-high nine receptions for 95 yards...Marked the third time in his career with 9+ receptions...**(10/9) vs. Det.:** Recorded seven receptions for a season-high 111 yards and one TD...Marked his third

career 100-yard game...Hauled in a 24-yard TD pass from QB Bailey Zappe in the third quarter...(10/16) at Cle.: Recorded four receptions for 60 yards...(10/24) vs. Chi.: Caught a 30-yard TD pass from Zappe in the second quarter...Finished with two catches for 34 yards (17.0 avg.)...(10/30) at NYJ: Registered nine receptions for 60 yards and a five-yard touchdown catch from QB Mac Jones...(11/6) vs. Ind.: Had a team-high five receptions for 42 yards...(11/20) vs. NYJ: Recorded four receptions for 52 yards...(11/24) at Min.: Finished with three receptions for 62 yards...(12/1) vs. Buf.: Posted three receptions for 22 yards...(12/18) at LV: Recorded two receptions for 47 yards...Scored on a two-point play in the fourth quarter for his fourth career two-point play to tie for the team's all-time career high...(12/24) vs. Cin.: Posted six receptions for 83 yards and one TD...Caught a 48-yard TD pass from Jones in the fourth quarter for the longest reception of his career...(1/1/23) vs. Mia.: Recorded six receptions for 48 yards and one TD...(1/8/23) at Buf.: Posted three receptions for 32 yards, including a 2-yard TD reception.

2021 (with NE): Played in 17 games with 16 starts...Finished with career highs in receptions (83) and receiving yards (866), while adding two TDs and converting on two 2-point plays...Completed two passes for 45 yards (22.5 avg.) and rushed one time for nine yards...(9/12) vs. Mia.: Posted six receptions for 44 yards...(9/19) at NYJ: Hauled in four passes for 38 yards...(9/26) vs. NO: Recorded a season-high nine receptions for 94 yards...(10/3) vs. TB: Led the team with 70 receiving yards on eight receptions...Also completed two passes, a 30-yard pass to WR Nelson Agholor as part of a flea flicker and a 15-yard throw to RB Brandon Bolden as part of a double pass play...(10/10) at Hou.: Posted four catches for 56 yards...(10/17) vs. Dal.: Recorded five receptions for 44 yards...Connected with QB Mac Jones for a 2-point play in the fourth quarter...(10/24) vs. NYJ: Posted five catches for 44 yards...(10/31) vs. LAC: Hauled in four passes for 36 yards...Caught a two-yard pass from Jones on a two-point conversion in the fourth quarter to put the team up, 24-17...Marked his second two-point play of the season...(11/7) at Car.: Returned his first NFL punt in the second quarter for seven yards...Added one reception for eight yards...(11/14) vs. Cle.: Scored his first career TD in the fourth quarter on an 11-yard pass from QB Brian Hoyer...Finished with four receptions for 49 yards...(11/18) at Atl.: Recorded four receptions for 39 yards...(11/28) vs. Ten.: Registered a season-high 98 yards on five catches...(12/18) at Ind.: Caught six passes for 44 yards...(12/26) vs. Buf.: Posted six receptions for 59 yards...(1/2/22) vs. Jac.: Recorded eight receptions for 73 yards...(1/9/22) at Mia.: Hauled in four passes for 70 yards...**Postseason: (1/15/22) at Buf.:** Started in his first career playoff game and recorded six receptions for 40 yards.

2020 (with NE): Played in 14 games with nine starts and led the team with 59 receptions for 729 yards...Also compiled two rushing attempts for 9 yards...(9/20) at Sea.: Posted one reception for seven yards...(10/25) vs. SF: Led the team with four receptions for 60 yards and added two yards on his first NFL rushing attempt...(11/1) at Buf.: Made first start of season at wide receiver and posted six receptions for 58 yards...Also caught a two-point conversion from QB Cam Newton in the third quarter...(11/9) at NYJ: Recorded career highs in receptions (12) and receiving yards (168)...Marked his first career 100-yard game...(11/15) vs. Bal.: Completed a 24-yard TD pass to RB Rex Burkhead in the second quarter...Added a team-high five receptions for 59 yards...(11/22) at Hou.: Posted three receptions for 38 yards...(11/29) vs. Ari.: Recorded five receptions for 52 yards...(12/6) at LAC: Caught two passes for 15 yards...(12/10) at LAR: Hauled in four passes for 47 yards...(12/20) at Mia.: Registered his second career 100-yard game after finishing with seven receptions for 111 yards...(12/28) vs. Buf.: Recorded four receptions for 45 yards...(1/3/21) vs. NYJ: Posted 68 yards on six receptions.

2019 (with NE): Played in 15 games with one start and recorded 26 receptions for 359 yards...(9/8) vs. Pit.: Recorded his first career reception on a 22-yard pass from QB Tom Brady...(9/22) vs. NYJ: Posted two catches for 38 yards...(10/6) at Was.: Caught one pass for six yards...(10/10) vs. NYG: Recorded four receptions for 54 yards...(10/21) at NYJ: Registered a season-high five receptions to go for 47 yards...(10/27) vs. Cle.: Posted one reception for five yards...(11/17) at Phi.: Recorded one reception for seven yards...(11/24) vs. Dal.: Made his first career start and caught four passes for a career-high 74 yards, including a 32-yard reception in the second quarter...(12/1) at Hou.: Caught three passes for 46 yards...(12/8) vs. KC: Posted one reception for 35 yards...(12/21) vs. Buf.: Recorded three receptions for 25 yards...**Postseason: (1/4/20) vs. Ten.:** Active but did not play.

COLLEGE: Appeared in 37 games over three seasons with N.C. State, totaling 168 receptions for 1,932 yards and nine touchdowns...In his final season, broke Torry Holt's single-season reception record at NC State with 92 catches for 1,047 yards and four touchdowns...Played in 12 games as a redshirt sophomore in 2017 and totaled 63 receptions for 727 yards and five touchdowns...Converted to wide receiver as a redshirt freshman in 2016 and appeared in seven games, making 13 catches for 158 yards...Redshirted his freshman year in 2015 as a quarterback...Majored in sport management.

PERSONAL: Attended Arabia Mountain High School in Lithonia, Ga., where he played quarterback...As a senior, completed 110-of-170 passes (64.7 percent) for 1,834 yards and 23 touchdowns...Rushed for 534 yards and eight more scores...Named All-County and All-Region...Ranked as the No. 53 dual-threat quarterback by ESPN.com...As a junior, passed for 1,600 yards and 15 touchdowns...Rushed for 425 yards and six touchdowns...Also played basketball and baseball...Named All-Region in baseball.

SINGLE-GAME HIGHS: RECEIVING: Receptions – 12, 11/9/20 at NYJ. Yards – 169, 11/9/20 at NYJ. Long – 48t, 12/24/22 vs. Cin. Touchdowns – 1, eight times; last: 1/8/23 at Buf. RUSHING: Attempts – 1, five times; last: 12/18/22 at LV. Yards – 9, 12/18/21 at Ind. Long – 9, 12/18/21 at Ind. PASSING: Attempts – 2, 10/3/21 vs. TB. Completions – 2, 10/3/21 vs. TB. Yards – 45, 2, 10/3/21 vs. TB. Long – 30, 2, 10/3/21 vs. TB. Touchdowns – 1, two times; last: 1/3/21 vs. NYJ. Rating – 158.3, two times; last: 1/3/21 vs. NYJ.

REGULAR SEASON COMPARISON: RECEIVING - NEW ORLEANS SAINTS

DATE	OPP	W/L	GP/GS	REC	YDS.	AVG.	TD	LG	TGTS	YAC
9/26/21	NE vs. NO	L	S	9	94	10.4	0	27	14	15
TOTALS		0/1	1/1	9	94	10.4	0	27	14	15

JAKOBI MEYERS' NFL REGULAR SEASON RUSHING/RECEIVING STATISTICS

DATE	TEAM	GP	GS	RECEIVING					RUSHING				
				NO.	YDS.	AVG.	LG	TD	NO.	YDS.	AVG.	LG	TD
2019	Patriots	15	1	26	359	13.8	35	0	0	0	0.0	0	0
2020	Patriots	14	9	59	729	12.4	35	0	2	9	4.5	7	0
2021	Patriots	17	16	83	866	10.4	39	2	1	9	9.0	9	0
2022	Patriots	14	13	67	804	12.0	48t	6	2	-11	-5.5	7	0
2023	Raiders	16	16	71	807	11.4	33t	8	4	24	6.0	17t	2
2024	Raiders	13	13	73	843	11.5	43	2	2	23	11.5	20	0
NFL TOTALS		89	68	379	4,408	11.6	48T	18	11	54	4.9	20	2

JAKOBI MEYERS' NFL POSTSEASON RUSHING/RECEIVING STATISTICS

DATE	TEAM	GP	GS	RECEIVING					RUSHING				
				NO.	YDS.	AVG.	LG	TD	NO.	YDS.	AVG.	LG	TD
2019	Patriots	0	0	0	0	0.0	0	0	0	0	0.0	0	0
2021	Patriots	1	1	6	40	6.7	19	0	0	0	0.0	0	0
NFL TOTALS		1	1	6	40	6.7	19	0	0	0	0.0	0	0

JAKOBI MEYERS' NFL REGULAR SEASON RETURN STATISTICS

DATE	TEAM	KICKOFF RETURNS					PUNT RETURNS					
		RET.	YDS.	AVG.	LG	TD	NO.	FC	YDS.	AVG.	LG	TD
2019	Patriots	0	0	0.0	0	0	0	0	0	0.0	0	0
2020	Patriots	0	0	0.0	0	0	0	0	0	0.0	0	0
2021	Patriots	0	0	0.0	0	0	1	2	7	7.0	7	0
2022	Patriots	0	0	0.0	0	0	0	0	0	0.0	0	0
2023	Raiders	0	0	0.0	0	0	0	0	0	0.0	0	0
2024	Raiders	0	0	0.0	0	0	0	0	0	0.0	0	0
NFL TOTALS		0	0	0.0	0	0	1	2	7	7.0	7	0

JAKOBI MEYERS' NFL POSTSEASON RETURN STATISTICS

DATE	TEAM	KICKOFF RETURNS					PUNT RETURNS					
		RET.	YDS.	AVG.	LG	TD	NO.	FC	YDS.	AVG.	LG	TD
2019	Patriots	0	0	0.0	0	0	0	0	0	0.0	0	0
2021	Patriots	0	0	0.0	0	0	0	0	0	0.0	0	0
NFL TOTALS		0	0	0.0	0	0	0	0	0	0.0	0	0

SINGLE-GAME HIGHS: RUSHING/RECEIVING

Rush Attempts	1 vs. Denver Broncos, Jan 07, 2024 ...8 more at 1.	All-Purpose Yards	169 at New York Jets, Nov 09, 2020 121 vs. Denver Broncos, Nov 24, 2024
Rushing Yards	17 vs. New York Giants, Nov 05, 2023 9 at Indianapolis Colts, Dec 18, 2021	Fair Catches	1 vs. Cleveland Browns, Nov 14, 2021 ...1 more at 1.
Longest Runs	20 at Miami Dolphins, Nov 17, 2024 17t vs. New York Giants, Nov 05, 2023	Punt Return Yards	7 at Carolina Panthers, Nov 07, 2021
Rushing TDs	1 vs. Denver Broncos, Jan 07, 2024 ...1 more at 1.	Longest Punt Return	7 at Carolina Panthers, Nov 07, 2021
Receptions	12 at New York Jets, Nov 09, 2020 10 vs. Denver Broncos, Nov 24, 2024	Punt Returns	1 at Carolina Panthers, Nov 07, 2021
Receiving Yards	169 at New York Jets, Nov 09, 2020 121 vs. Denver Broncos, Nov 24, 2024	Most TDs	2 vs. Denver Broncos, Jan 07, 2024 ...2 more at 2.
Receiving Average	20.7 at Minnesota Vikings, Nov 24, 2022 20.3 at Los Angeles Chargers, Sep 08, 2024 ...1 more at 20.3.	Miscellaneous Tackles	2 vs. Buffalo Bills, Dec 26, 2021 ...1 more at 2.
Longest Receptions	48t vs. Cincinnati Bengals, Dec 24, 2022 43 at Kansas City Chiefs, Nov 29, 2024	Longest Own Fumble Return	1 at Detroit Lions, Oct 30, 2023
Receiving TDs	2 at Denver Broncos, Sep 10, 2023 1 vs. Kansas City Chiefs, Oct 27, 2024 ...15 more at 1.		

SINGLE-GAME HIGHS - POSTSEASON: RECEIVING

Receptions	6 at Buffalo Bills, Jan 15, 2022	Longest Receptions	19 at Buffalo Bills, Jan 15, 2022
Receiving Yards	40 at Buffalo Bills, Jan 15, 2022		7 at Buffalo Bills, Jan 15, 2022 ...1 more at 7.
Receiving Average	6.7 at Buffalo Bills, Jan 15, 2022	All-Purpose Yards	40 at Buffalo Bills, Jan 15, 2022

100-YARD RECEIVING GAMES (5): REGULAR SEASON

DATE	TEAM	NO.	YDS.	AVG.	LG	TD
11/09/20	at Jets	12	169	14.1	33	0
12/20/20	at Dolphins	7	111	15.9	35	0
10/09/22	LIONS	7	111	15.9	24t	1
11/03/24	at Bengals	8	105	13.1	23	0
11/24/24	BRONCOS	10	121	12.1	25	0

JAKOBI MEYERS' 2024 GXG REGULAR-SEASON STATISTICS (RAIDERS)

DATE	OPPONENT	P/S	RECEIVING					RUSHING					W/L	SCORE
			NO.	YDS.	AVG.	LG	TD	NO.	YDS.	AVG.	LG	TD		
09/08	at Chargers	S	3	61	20.3	33	0	1	3	3.0	3	0	L	10-22
09/15	at Ravens	S	4	29	7.3	13	0	0	0	0.0	0	0	W	26-23
09/22	Panthers	S	7	62	8.9	16	1	0	0	0.0	0	0	L	22-36
09/29	Browns	S	5	49	9.8	19	0	0	0	0.0	0	0	W	20-16
10/06	at Broncos	S	6	72	12.0	21	0	0	0	0.0	0	0	L	18-34
10/13	Steelers												L	13-32
10/20	at Rams												L	15-20
10/27	Chiefs	S	6	52	8.7	17	1	0	0	0.0	0	0	L	20-27
11/03	at Bengals	S	8	105	13.1	23	0	0	0	0.0	0	0	L	24-41
11/17	at Dolphins	S	4	28	7.0	11	0	1	20	20.0	20	0	L	19-34
11/24	Broncos	S	10	121	12.1	25	0	0	0	0.0	0	0	L	19-29
11/29	at Chiefs	S	6	97	16.2	43	0	0	0	0.0	0	0	L	17-19
12/08	at Buccaneers	S	7	67	9.6	20	0	0	0	0.0	0	0	L	13-28
12/16	Falcons	S	5	59	11.8	22	0	0	0	0.0	0	0	L	9-15
12/22	Jaguars	S	2	41	20.5	24	0	0	0	0.0	0	0	W	19-14
2024 TOTALS		13-13	73	843	11.5	43	2	2	23	11.5	20	0	3-12	

JAKOBI MEYERS' 2023 GXG REGULAR-SEASON STATISTICS (RAIDERS)

DATE	OPPONENT	P/S	RECEIVING					RUSHING					W/L	SCORE
			NO.	YDS.	AVG.	LG	TD	NO.	YDS.	AVG.	LG	TD		
09/10	at Broncos	S	9	81	9.0	21	2	0	0	0.0	0	0	W	17-16
09/17	at Bills												L	10-38
09/24	Steelers	S	7	85	12.1	18	0	0	0	0.0	0	0	L	18-23
10/01	at Chargers	S	2	33	16.5	25	0	0	0	0.0	0	0	L	17-24
10/09	Packers	S	7	75	10.7	18	1	1	0	0.0	0	0	W	17-13
10/15	Patriots	S	5	61	12.2	16	1	0	0	0.0	0	0	W	21-17
10/22	at Bears	S	7	50	7.1	15	1	0	0	0.0	0	0	L	12-30
10/30	at Lions	S	1	19	19.0	19	0	0	0	0.0	0	0	L	14-26
11/05	Giants	S	2	38	19.0	24	0	1	17	17.0	17t	1	W	30-6
11/12	Jets	S	2	21	10.5	13	0	0	0	0.0	0	0	W	16-12
11/19	at Dolphins	S	4	49	12.3	24	0	0	0	0.0	0	0	L	13-20
11/26	Chiefs	S	6	79	13.2	33	1	1	2	2.0	2	0	L	17-31
12/10	Vikings	S	5	25	5.0	12	0	0	0	0.0	0	0	L	0-3
12/14	Chargers	S	2	32	16.0	22t	1	0	0	0.0	0	0	W	63-21
12/25	at Chiefs	S	3	42	14.0	21	0	0	0	0.0	0	0	W	20-14
12/31	at Colts	S	6	56	9.3	14	0	0	0	0.0	0	0	L	20-23
01/07	Broncos	S	3	61	20.3	33t	1	1	5	5.0	5t	1	W	27-14
2023 TOTALS		16-16	71	807	11.4	33T	8	4	24	6.0	17T	2	8-9	



KOLTON MILLER

74

POSITION: Tackle

NFL SEASON: 7

HT/WT: 6-8/325

RAIDERS SEASON: 7

ACQUIRED: D1-'18

COLLEGE: UCLA

BORN: 10/09/95

HOMETOWN: Roseville, Calif.

TRANSACTIONS: Selected by Oakland Raiders in the first round (15th overall) of the 2018 NFL Draft, April 26, 2018.

AT A GLANCE

Since joining the Raiders in 2018, career totals include 92 games played with 90 starts.

In 2022, started in all 16 games and helped pave the way for 2,059 rushing yards by the Raiders, the most in a single season since 2011.

Also part of an offensive line that only allowed just 35 sacks, tied for the ninth fewest in the NFL.

In 2021, helped the Silver and Black rank 11th in the NFL with 363.8 yards per game and paved the way for 268.6 passing yards per game, which ranked sixth in the NFL.

2024: (9/8) at LAC: Started at left tackle and allowed time for QB Gardner Minshew to pass for 257 yards and one TD...**(9/15)**

at Bal.: Started at left tackle and was part of an offensive line that helped Minshew pass for 276 yards and one touchdown...**(9/22) vs. Car.:** Started at left tackle and allowed

time for Minshew to pass for 219 yards and one touchdown...**(9/29) vs. Cle.:** Started at left tackle and and

helped pave the way for a season-high 152 rushing yards...**(10/6) at Den.:** Started at left tackle and was part of an

offensive line that helped the Raiders offense produce 115 rushing yards and mark the second straight game with 100+ rushing yards...**(10/13) vs. Pit.:** Started at left tackle and was part of an

offensive line that allowed QB Aidan O'Connell to pass for 227 passing yards and one touchdown...**(10/20) at LAR:** Started at left tackle and was part of an offensive line that helped the Raiders offense produce 122 rushing yards, the second most in a single game for the Silver and Black this season only behind Week 4 vs. CLE (152)...**(10/27) vs. KC:** Started at left tackle and allowed time

for Gardner Minshew to complete 24-of-30 (80.0%) passes for 209 yards and two touchdowns...**(11/3) at Cin.:** Started at left tackle and helped the offense record 198 total yards...**(11/17) at Mia.:** Started at left tackle and was part of an offense that finished with

328 total net yards, including 268 passing yards and 60 rushing yards...**(11/24) vs. Den.:** Started at left tackle and helped pave a way for our offense to averaged 4.3 yards per rush, the third best mark in a single game in 2024...**(11/29) at KC:** Started at left tackle and helped the Raiders finish with 434 total net yards of offense, including 318 net passing yards and 118 rushing yards, the most in a single game this season and the most since Week 17 of 2022 (500 vs. SF)...**(12/8) at TB:** Started at left tackle and was part of an offense that finished with 286 total net yards of offense, including 195 net passing yards and 91 rushing yards...**(12/15) vs. ATL:** Started at left tackle and was part of an offense that finished with 249 total net yards, including 208 net passing yards and 65 rushing yards.

KOLTON MILLER'S NFL REGULAR SEASON STATISTICS

DATE	TEAM	GP	GS
2018	Raiders	16	16
2019	Raiders	16	16
2020	Raiders	14	14
2021	Raiders	17	17
2022	Raiders	16	16
2023	Raiders	13	11
2024	Raiders	15	15
NFL TOTALS		107	105

KOLTON MILLER'S NFL POSTSEASON STATISTICS

DATE	TEAM	GP	GS
2021	Raiders	1	1
NFL TOTALS		1	1

KOLTON MILLER'S 2024 GXG REGULAR-SEASON STATISTICS (RAIDERS)

DATE	OPPONENT	P/S	W/L	SCORE
09/08	at Chargers	S	L	10-22
09/15	at Ravens	S	W	26-23
09/22	Panthers	S	L	22-36
09/29	Browns	S	W	20-16
10/06	at Broncos	S	L	18-34
10/13	Steelers	S	L	13-32
10/20	at Rams	S	L	15-20
10/27	Chiefs	S	L	20-27
11/03	at Bengals	S	L	24-41
11/17	at Dolphins	S	L	19-34
11/24	Broncos	S	L	19-29
11/29	at Chiefs	S	L	17-19
12/08	at Buccaneers	S	L	13-28
12/16	Falcons	S	L	9-15
12/22	Jaguars	S	W	19-14
2024 TOTALS		15-15	3-12	

KOLTON MILLER'S 2023 GXG REGULAR-SEASON STATISTICS (RAIDERS)

DATE	OPPONENT	P/S	W/L	SCORE
09/10	at Broncos	S	W	17-16
09/17	at Bills	S	L	10-38
09/24	Steelers	S	L	18-23
10/01	at Chargers	S	L	17-24
10/09	Packers	S	W	17-13
10/15	Patriots	S	W	21-17
10/22	at Bears	S	L	12-30
10/30	at Lions	S	L	14-26
11/05	Giants	S	W	30-6
11/12	Jets		W	16-12
11/19	at Dolphins		L	13-20
11/26	Chiefs	S	L	17-31
12/10	Vikings		L	0-3
12/14	Chargers		W	63-21
12/25	at Chiefs	P	W	20-14
12/31	at Colts	P	L	20-23
01/07	Broncos	S	W	27-14
2023 TOTALS		13-11	8-9	



TRE'VON MOEHRIG



POSITION: Safety

NFL SEASON: 4

HT/WT: 6-2/202

RAIDERS SEASON: 4

ACQUIRED: D2-'21

COLLEGE: TCU

BORN: 06/16/99

HOMETOWN: Spring Branch, Texas

AT A GLANCE

In 2023, recorded career-highs in tackles (83), sacks (2.0), passes defended (eight) and interceptions (three).

Was named to the PFWA All-Rookie Team in 2021 after starting all 17 games and recording 52 tackles (33 solo), one INT and six passes defended.

In 2020, was the Paycom Jim Thorpe Award Recipient as the nation's top defensive back, while being named to seven All-American teams, including garnering second-team honors by the Associated Press.

CAREER: Veteran safety enters his fourth year with the Silver and Black after being drafted 43rd overall in the 2021 NFL Draft...In 2023, started all 17 games and posted a career-best 83 tackles (65 solo), three INTs, eight passes defended and two sacks...In 2022, appeared in 15 games with 13 starts and totaled 55 tackles and five passes defended...During his rookie season, started all 17 games and recorded 52 tackles, one INT and six passes defended...Career totals include 49 games played with 47 starts, totaling 190 tackles (135), two sacks, three tackles for

loss, four INTs and 19 passes defended.

2024: (9/8) at LAC: Recorded three tackles (one solo)...**(9/15) at Bal.:** Posted six tackles (four)...**(9/22) vs. Car.:** Posted six tackles...**(9/29) vs. Cle.:** Totaled five tackles (four), one pass defended and one interception...His interception was returned for 16 yards...**(10/6) at Den.:** Recorded eight tackles (four) and one pass defended...**(10/13) vs. Pit.:** Tied for the team lead with 10 total tackles (eight) and added three tackles for loss...His three tackles for loss are a single-game career high and tied for the most by a safety in Raiders history...**(10/20) at LAR:** Finished with six tackles (four solo), one tackle for loss, one quarterback hit, and one pass defended...**(10/27) vs. KC:** Tied his season high with nine total tackles (five solo), one interception and one pass defended...His interception was his second of the season, making him just the eighth defensive back in Raiders history - the first since 2014 (Charles Woodson) - to record 2+ interceptions and 4+ tackles for loss in a single season...**(11/3) at Cin.:** Set a new single-game career high with 13 total tackles (eight solo) and added 0.5 sack and 1 quarterback hit...Moehrig's 13 tackles tied for the fifth most in a single game by a defensive back in Raiders history (since 1987) - the most since 2020 (Johnathan Abram)...His performance was only the seventh time in Raiders history since 1987 a defensive back has recorded 10+ tackles and 0.5+ sacks in a single game - the first time since 2013 (Charles Woodson, 12/29/13 vs. DEN)...**(11/17) at Mia.:** Totaled five tackles (two solo) and one pass defended...**(11/24) vs. Den.:** Finished with three solo tackles and one pass defended...**(12/8) at TB:** Led the team with eight tackles (five solo), 0.5 sack, one quarterback hit, one fumble recovery and three passes defended...The fumble recovery was the first of his career...**(12/16) vs. Atl.:** Posted two solo tackles on defense and one tackle for loss...**(12/22) vs. Jac.:** Finished with six total tackles (three solo), one pass defended and one fumble recovery...He reached a single-season career-high 10 passes defended in 2024, tied for the most in the NFL among safeties through Week 16.

2023: Started all 17 games and recorded 83 tackles (65 solo), three INTs, eight passes defended and two sacks...**(9/10) at Den.:** Started at safety and recorded six tackles (five)...**(9/17) at Buf.:** Recorded five tackles (four) and one pass defended...**(9/24) vs. Pit.:** Posted four tackles (three)...**(10/1) at LAC:** Finished tied for second on the team with six tackles, while adding two passes defended and one interception...Notched the first takeaway of the season for the Raiders and his second career interception, picking off Chargers QB Justin Herbert in the third quarter...Became the first Raiders defender since 2021 (Trayvon Mullen, 9/19/21) to record more than five tackles, two passes defended and one interception in a single game...**(10/9) vs. GB:** Totaled five tackles (three), one sack and one quarterback hit...**(10/15) vs. NE:** Finished with three tackles, one interception and one pass defended...Notched his second interception of the season...**(10/22) at Chi.:** Registered seven tackles (five)...**(10/30) at Det.:** Recorded a career-high 10 tackles (seven)...**(11/5) vs. NYG:** Recorded five tackles, 1.0 sack and one tackle for loss...**(11/12) vs. NYJ:** Recorded three tackles...**(11/19) at Mia.:** Tied a career high with 10 tackles (seven)...**(11/26) vs. KC:** Recorded four tackles (three)...**(12/10) vs. Min.:** Totaled five tackles (four) and one pass defended...**(12/14) vs. LAC:** Posted one tackle...**(12/25) at KC:** Recorded three tackles (two) and two passes defended...**(12/31) at Ind.:** Recorded four tackles (three)...**(1/7/24) vs. Den.:** Posted two tackles, one pass defended and one interception.

2022: Played in 15 games with 13 starts and totaled 55 tackles (37 solo), two tackles for loss and five passes defended...Was inactive for two contests...**(9/11) at LAC:** Recorded two tackles...**(10/2) vs. Den.:** Registered four tackles (two)...**(10/10) at KC:** Tallied four tackles (three) and one pass defended...**(10/23) vs. Hou.:** Compiled four tackles (two) and one pass defended...**(10/30) at NO.:** Posted three tackles (two)...**(11/6) at Jac.:** Recorded two tackles (one)...**(11/13) vs. Ind.:** Recorded five tackles...**(11/20) at Den.:** Posted two tackles (one)...**(11/27) at Sea.:** Totaled three tackles and one pass defended...**(12/4) vs. LAC:** Registered five tackles (four), one tackle for loss and one pass defended...**(12/8) at LAR:** Recorded three tackles and one tackle for loss...**(12/18) vs. NE:** Registered four tackles (two)...**(12/24) at Pit.:** Posted a career-high seven tackles (four)...**(1/1/23) vs. SF:** Recorded three total tackles (one)...**(1/7/23) vs. KC:** Tallied four tackles (two) and one pass defended.

2021: Started all 17 games in his rookie season...Recorded 52 tackles (33) with one INT and six passes defended...Earned PFWA's All-Rookie Team honors...**(9/13) vs. Bal.:** Made his NFL debut, starting and recording five tackles (two)...**(9/19) at Pit.:** Started in the win, playing every defensive snap and recording three tackles...**(9/26) vs. Mia.:** Appeared on both defense and special teams, recording one tackle...**(10/4) at LAC:** Started and recorded four tackles and one pass defended...**(10/10) vs. Chi.:** Finished with two tackles...**(10/17) at Den.:** Recorded his first career INT, picking off QB Teddy Bridgewater on third-and-10 with 7:04 remaining in the fourth quarter...Added three tackles (two) and two passes defended...**(10/24) vs. Phi.:** Recorded three tackles...**(11/7) at NYG:** Started and recorded five tackles (three)...**(11/14) vs. KC:** Started and recorded five tackles (four) and one pass defended...Added one tackle on special teams...**(11/21) vs. Cin.:** Recorded one tackle and one pass defended...**(11/25) at Dal.:** Started and recorded

four tackles (one)...**(12/5) vs. Was.:** Finished with four tackles (three) and one pass defended...**(12/12) at KC:** Recorded two tackles on defense and added on stop on special teams...**(12/20) at Cle.:** Recorded four tackles...**(12/26) vs. Den.:** Recorded one tackle on defense in the win...**(1/2/22) at Ind.:** Finished with one tackle in the win...**(1/9/22) vs. LAC:** Recorded four tackles (three) in the win...**Postseason: (1/15/22) at Cin.:** Finished with one tackle.

COLLEGE: Played three seasons (2018-20) at TCU, appearing in 34 contests and compiling 125 tackles (86 solo), including 4.5 for loss, seven INTs, 28 passes defended, two forced fumbles and one fumble recovery...In 2020, was the Paycom Jim Thorpe Award Recipient as the nation's top defensive back...Named to seven All-American teams, including garnering second-team honors by the Associated Press...Was also named a semifinalist for the Chuck Bednarik Award, while being tabbed as first-team All-Big 12...Appeared in 10 contests and posted 47 tackles (30), including two for loss, two INTs and 11 passes defended...As a sophomore in 2019, appeared in 12 contests and posted career highs in every major defensive category, tallying 62 tackles (43), four INTs, 15 passes defended, two forced fumbles and one fumble recovery...Ranked by Pro Football Focus as the highest-graded safety in the FBS with the third-most valuable season in the PFF college era...As a freshman in 2018, appeared in 12 contests and totaled 16 tackles (13), one INT and two passes defended...Voted by his teammates as TCU's Special Teams Most Valuable Player...Ranked second on the team with six special teams stops.

PERSONAL: Attended Smithson Valley High School in Spring Branch, Texas...A four-star recruit by 247Sports.com...Ranked the No. 4 cornerback in Texas and No. 19 in the country...Also rated the No. 23 overall player in Texas and No. 193 nationally...Name is pronounced TRAY-von MAIR-igg.

ADDITIONAL STATISTICS: Special teams tackles –3 in 2022; NFL totals: 3.

SINGLE-GAME HIGHS: TACKLES: Total – 7, 12/24/22 at Pit. Solo – 5, 11/13/22 vs. Ind. Passes defended – 2, 10/17/21 at Den. Interceptions – 1, 10/17/21 at Den.

REGULAR SEASON COMPARISON: DEFENSIVE - NEW ORLEANS SAINTS

DATE	OPP	W/L	GP/GS	TACKLES				ASST	SACK	YDS.	INT	TFL	PD	QBH	TD	MISC		
				TOT	SOLO	FF	FR											
10/30/22	LV @ NO	L	5	3	2	1	0.0	0.0	0	0	0	0	0	0	0	0	0	
TOTALS		0/1	1/1	3	2	1	0.0	0.0	0	0	0	0	0	0	0	0		

TREVON MOEHRIG'S NFL REGULAR SEASON DEFENSIVE STATISTICS

DATE	TEAM	GP	GS	TACKLES							INTERCEPTIONS					O. FUMB				ST				MISC			
				TK	S	A	TFL	YDS	SK	YDS	QBH	NO	YDS	LG	TD	PD	FF	FR	TD	YDS	TK	S	A	FF	FR	S	A
2021	Raiders	17	17	52	33	19	0	0	0.0	0.0	0	1	35	35	0	6	0	0	0	0	3	3	0	0	0	0	0
2022	Raiders	15	13	55	37	18	2	4	0.0	0.0	0	0	0	0	0	5	0	0	0	0	0	0	0	0	0	0	
2023	Raiders	17	17	83	65	18	1	13	2.0	13.0	2	3	41	25	0	8	0	0	0	0	0	0	0	0	0	0	
2024	Raiders	15	15	92	60	32	5	13	1.0	4.0	3	2	28	16	0	10	0	2	0	0	0	0	0	0	0	0	
NFL TOTALS		64	62	282	195	87	8	30	3.0	17.0	5	6	104	35	0	29	0	2	0	0	3	3	0	0	0	0	

TREVON MOEHRIG'S NFL POSTSEASON DEFENSIVE STATISTICS

DATE	TEAM	GP	GS	TACKLES							INTERCEPTIONS					O. FUMB				ST				MISC			
				TK	S	A	TFL	YDS	SK	YDS	QBH	NO	YDS	LG	TD	PD	FF	FR	TD	YDS	TK	S	A	FF	FR	S	A
2021	Raiders	1	1	1	1	0	0	0	0.0	0.0	0	0	0	0	0	0	0	0	0	0	0	0	0	0	0	0	
NFL TOTALS		1	1	1	1	0	0	0	0.0	0.0	0	0	0	0	0	0	0	0	0	0	0	0	0	0	0		

SINGLE-GAME HIGHS: DEFENSIVE

Total Tackles	13 at Cincinnati Bengals, Nov 03, 2024 10 at Miami Dolphins, Nov 19, 2023 ...1 more at 10.	Tackles For Loss	3 vs. Pittsburgh Steelers, Oct 13, 2024 1 vs. Atlanta Falcons, Dec 16, 2024 ...4 more at 1.
Solo Tackles	8 at Cincinnati Bengals, Nov 03, 2024 7 vs. Pittsburgh Steelers, Oct 13, 2024 ...2 more at 7.	Interceptions	1 vs. Kansas City Chiefs, Oct 27, 2024 ...5 more at 1.
Sacks	1.0 vs. New York Giants, Nov 05, 2023 ...1 more at 1.0.	Interception Return Yards	35 at Denver Broncos, Oct 17, 2021 25 vs. New England Patriots, Oct 15, 2023
Passes Defensed	3 at Tampa Bay Buccaneers, Dec 08, 2024 2 at Kansas City Chiefs, Dec 25, 2023 ...2 more at 2.	Special Teams Tackles	1 at Kansas City Chiefs, Dec 12, 2021 ...2 more at 1.
Fumble Recoveries	1 vs. Jacksonville Jaguars, Dec 22, 2024 ...1 more at 1.		

SINGLE-GAME HIGHS - POSTSEASON: DEFENSIVE

Total Tackles	1 at Cincinnati Bengals, Jan 15, 2022	Solo Tackles	1 at Cincinnati Bengals, Jan 15, 2022
----------------------	---------------------------------------	---------------------	---------------------------------------

TRE'VON MOEHRIG'S 2024 GXG REGULAR-SEASON STATISTICS (RAIDERS)

DATE	OPPONENT	P/S	TACKLES								INTERCEPTIONS					O. FUMB				ST				MISC		W/L	SCORE
			TK	S	A	SK	YDS	TFL	YDS	QBH	NO	YDS	LG	TD	PD	FF	FR	TD	YDS	TK	S	A	FF	FR	S		
09/08	at Chargers	S	3	1	2	0.0	0.0	0	0	0	0	0	0	0	0	0	0	0	0	0	0	0	0	0	0	L	10-22
09/15	at Ravens	S	6	4	2	0.0	0.0	0	0	0	0	0	0	0	0	0	0	0	0	0	0	0	0	0	0	W	26-23
09/22	Panthers	S	6	6	0	0.0	0.0	0	0	0	0	0	0	0	0	0	0	0	0	0	0	0	0	0	0	L	22-36
09/29	Browns	S	5	4	1	0.0	0.0	0	0	0	1	16	16	0	1	0	0	0	0	0	0	0	0	0	0	W	20-16
10/06	at Broncos	S	8	4	4	0.0	0.0	0	0	0	0	0	0	0	1	0	0	0	0	0	0	0	0	0	0	L	18-34
10/13	Steelers	S	9	7	2	0.0	0.0	3	9	0	0	0	0	0	0	0	0	0	0	0	0	0	0	0	0	L	13-32
10/20	at Rams	S	6	4	2	0.0	0.0	1	3	1	0	0	0	0	1	0	0	0	0	0	0	0	0	0	0	L	15-20
10/27	Chiefs	S	9	5	4	0.0	0.0	0	0	0	1	12	12	0	1	0	0	0	0	0	0	0	0	0	0	L	20-27
11/03	at Bengals	S	13	8	5	0.5	4.0	0	0	1	0	0	0	0	0	0	0	0	0	0	0	0	0	0	0	L	24-41
11/17	at Dolphins	S	5	2	3	0.0	0.0	0	0	0	0	0	0	0	1	0	0	0	0	0	0	0	0	0	0	L	19-34
11/24	Broncos	S	3	3	0	0.0	0.0	0	0	0	0	0	0	0	1	0	0	0	0	0	0	0	0	0	0	L	19-29
11/29	at Chiefs	S	3	2	1	0.0	0.0	0	0	0	0	0	0	0	0	0	0	0	0	0	0	0	0	0	0	L	17-19
12/08	at Buccaneers	S	8	5	3	0.5	0.0	0	0	1	0	0	0	0	3	0	1	0	0	0	0	0	0	0	0	L	13-28
12/16	Falcons	S	2	2	0	0.0	0.0	1	1	0	0	0	0	0	0	0	0	0	0	0	0	0	0	0	0	L	9-15
12/22	Jaguars	S	6	3	3	0.0	0.0	0	0	0	0	0	0	0	1	0	1	0	0	0	0	0	0	0	0	W	19-14
2024 TOTALS		15-15	92	60	32	1.0	4.0	5	13	3	2	28	16	0	10	0	2	0	0	0	0	0	0	0	0	3-12	

TRE'VON MOEHRIG'S 2023 GXG REGULAR-SEASON STATISTICS (RAIDERS)

DATE	OPPONENT	P/S	TACKLES								INTERCEPTIONS					O. FUMB				ST				MISC		W/L	SCORE
			TK	S	A	SK	YDS	TFL	YDS	QBH	NO	YDS	LG	TD	PD	FF	FR	TD	YDS	TK	S	A	FF	FR	S		
09/10	at Broncos	S	6	5	1	0.0	0.0	0	0	0	0	0	0	0	0	0	0	0	0	0	0	0	0	0	0	W	17-16
09/17	at Bills	S	5	4	1	0.0	0.0	0	0	0	0	0	0	0	1	0	0	0	0	0	0	0	0	0	0	L	10-38
09/24	Steelers	S	4	3	1	0.0	0.0	0	0	0	0	0	0	0	0	0	0	0	0	0	0	0	0	0	0	L	18-23
10/01	at Chargers	S	6	6	0	0.0	0.0	0	0	0	1	16	16	0	2	0	0	0	0	0	0	0	0	0	0	L	17-24
10/09	Packers	S	5	3	2	1.0	0.0	0	0	1	0	0	0	0	0	0	0	0	0	0	0	0	0	0	0	W	17-13
10/15	Patriots	S	3	3	0	0.0	0.0	0	0	0	1	25	25	0	1	0	0	0	0	0	0	0	0	0	0	W	21-17
10/22	at Bears	S	7	5	2	0.0	0.0	0	0	0	0	0	0	0	0	0	0	0	0	0	0	0	0	0	0	L	12-30
10/30	at Lions	S	10	7	3	0.0	0.0	0	0	0	0	0	0	0	0	0	0	0	0	0	0	0	0	0	0	L	14-26
11/05	Giants	S	5	5	0	1.0	13.0	1	13	1	0	0	0	0	0	0	0	0	0	0	0	0	0	0	0	W	30-6
11/12	Jets	S	3	3	0	0.0	0.0	0	0	0	0	0	0	0	0	0	0	0	0	0	0	0	0	0	0	W	16-12
11/19	at Dolphins	S	10	7	3	0.0	0.0	0	0	0	0	0	0	0	0	0	0	0	0	0	0	0	0	0	0	L	13-20
11/26	Chiefs	S	4	3	1	0.0	0.0	0	0	0	0	0	0	0	0	0	0	0	0	0	0	0	0	0	0	L	17-31
12/10	Vikings	S	5	4	1	0.0	0.0	0	0	0	0	0	0	0	1	0	0	0	0	0	0	0	0	0	0	L	0-3
12/14	Chargers	S	1	0	1	0.0	0.0	0	0	0	0	0	0	0	0	0	0	0	0	0	0	0	0	0	0	W	63-21
12/25	at Chiefs	S	3	2	1	0.0	0.0	0	0	0	0	0	0	0	2	0	0	0	0	0	0	0	0	0	0	W	20-14
12/31	at Colts	S	4	3	1	0.0	0.0	0	0	0	0	0	0	0	0	0	0	0	0	0	0	0	0	0	0	L	20-23
01/07	Broncos	S	2	2	0	0.0	0.0	0	0	0	1	0	0	0	1	0	0	0	0	0	0	0	0	0	0	W	27-14
2023 TOTALS		17-17	83	65	18	2.0	13.0	1	13	2	3	41	25	0	8	0	0	0	0	0	0	0	0	0	0	8-9	



THAYER MUNFORD JR.

77

POSITION: Tackle
HT/WT: 6-6/315
ACQUIRED: D7A-'22
BORN: 09/18/99

NFL SEASON: 3
RAIDERS SEASON: 3
COLLEGE: Ohio State
HOMETOWN: Cincinnati, Ohio

TRANSACTIONS: Selected by Las Vegas Raiders in the seventh round (238th overall) of the 2022 NFL Draft, April 30, 2022.

AT A GLANCE

Started a career-high 10 games in 2023, making six starts at right tackle and four starts at left tackle.
In 2022, played in all 17 games and made four starts as a rookie, serving primarily as tackle eligible on several offensive packages.
A four-time Big Ten champion (2017-20) at Ohio State and appeared in 58 games with 45 starts during his career.
Named a two-time first-team All-Big Ten selection by coaches and media (2020-21).

CAREER: Versatile offensive lineman has played in 32 games with 14 starts over two seasons with the Raiders...In 2023, played in 15 games with a career-high 10 starts...His rookie season, played in all 17 games with four starts.

2024: (9/8) at LAC: Started at right tackle and allowed time for QB Gardner Minshew to pass for 257 yards and one TD...**(9/15) at Bal.:** Started at right tackle and was part of an offensive line that helped Minshew pass for 276 yards and one

touchdown...**(9/22) vs. Car.:** Started at right tackle before exiting the game in the first quarter due to injury...**(9/29) vs. Cle.:** Inactive...**(10/6) at Den.:** Inactive...**(10/13) vs. Pit.:** Inactive...**(10/20) at LAR:** Was part of an offensive line that helped the Raiders offense produce 122 rushing yards, the second most in a single game for the Silver and Black this season only behind Week 4 vs. CLE (152)...**(10/27) vs. KC:** Allowed time for Gardner Minshew to complete 24-of-30 (80.0%) passes for 209 yards and two touchdowns...**(11/3) at Cin.:** Started at tackle and helped the offense record 198 total yards...**(11/17) at Mia.:** Was part of an offense that finished with 328 total net yards, including 268 passing yards and 60 rushing yards...**(11/24) vs. Den.:** Was part of an offensive line that helped pave a way for our offense to averaged 4.3 yards per rush, the third best mark in a single game in 2024...**(11/29) at KC:** Was part of an offensive line that helped the Raiders finish with 434 total net yards of offense, including 318 net passing yards and 118 rushing yards, the most in a single game this season and the most since Week 17 of 2022 (500 vs. SF)...**(12/8) at TB:** Was part of an offense that finished with 286 total net yards of offense, including 195 net passing yards and 91 rushing yards...**(12/15) vs. ATL:** Was part of an offense that finished with 249 total net yards, including 208 net passing yards and 65 rushing yards.

2023: Played in 15 games with a career high 10 starts, making six starts at right tackle and four starts at left tackle.... **(9/10) at Den.:** Started at jumbo tight end and saw action at tackle...Was part of an offensive line that allowed zero sacks...**(9/17) at Buf.:** Was part of an offensive line that did not allow a sack for the second consecutive game...**(9/24) vs. Pit.:** Helped the Raiders offense finish with a season-high of 362 total yards...**(10/1) at LAC:** Rotated at right tackle and was part of an offensive line that helped QB Aidan O'Connell complete 24-of-39 (61.5 percent) passes for 238 yards, one interception and one touchdown in his NFL debut...**(10/9) vs. GB:** Saw action at right tackle and helped the offense record 279 total yards...**(10/15) vs. NE:** Started at right tackle and was part of an offensive line that did not allow a sack and helped paved the way for 348 total yards...**(10/22) at Chi.:** Started at right tackle and allowed the Raiders to finish with 235 total yards of offense, including 196 passing yards and 39 rushing yards...**(10/30) at Det.:** Started at right tackle and helped pave the way for RB Josh Jacobs to notch his 43rd rushing touchdown of his career, the second most in Raiders history by a player in his first five NFL seasons...**(11/5) vs. NYG:** Inactive...**(11/12) vs. NYJ:** Started at right tackle and helped the offense register a season-high 148 rushing yards...**(11/19) at Mia.:** Started at right tackle and allowed time for QB Aidan O'Connell to pass for 271 yards and one touchdown...**(11/26) vs. KC:** Helped allow time for O'Connell to completed 23-of-33 pass attempts (69.7%) for 248 yards and one touchdown...**(12/10) vs. Min.:** Started at left tackle and was part of an offensive line that helped O'Connell complete 21-of-32 pass attempts for 171 yards...**(12/14) vs. LAC:** Started at left tackle and helped the Raiders finish with 378 total yards of offense...**(12/25) at KC:** Started at left tackle and was part of an offensive line that paved the way for RB Zamir White to rush for a career-high 145 yards on 22 attempts (6.6 avg)...**(12/31) at Ind.:** Started at left tackle and was part of an offensive line that finished with 370 total yards.

2022: Played in all 17 games and made four starts, serving primarily as tackle eligible on several offensive packages...**(9/11) at LAC:** Played on offense and special teams...**(9/18) vs. Ari.:** Appeared on offense and allowed time for QB Derek Carr to pass for 252 yards and two TDs...**(9/25) at Ten.:** Made his first start of the season at right tackle...**(10/2) vs. Den.:** Part of an offensive line that paved the way for 212 rushing yards...**(10/10) at KC:** Started at right tackle...**(10/23) vs. Hou.:** Appeared on offense and helped RB Josh Jacobs rush for 143 yards and three TDs...**(10/30) at NO.:** Appeared on offense...**(11/6) at Jac.:** Part of an offensive line that helped the offense record 321 total net yards...**(11/13) vs. Ind.:** Allowed time for Carr to pass for 248 yards and two TDs...**(11/20) at Den.:** Started at right tackle...**(11/27) at Sea.:** Helped pave the way for Jacobs' career-high 229 rushing yards and two TDs...**(12/4) vs. LAC:** Started at jumbo tight end...**(12/8) at LAR:** Part of an offensive line that helped the offense record 165 net rushing yards...**(12/18) vs. NE:** Allowed time for Carr to throw for three TDs...**(12/24) at Pit.:** Played on offense and special teams...**(1/1/23) vs. SF:** Allowed time for QB Jarrett Stidham to pass for a career-high 365 yards and three TDs...**(1/7/23) vs. KC:** Appeared on offense and special teams.

COLLEGE: Spent five years at Ohio State from 2017-21, appearing in 58 games with 45 starts...Was a member of four consecutive Big Ten championship teams and two College Football Playoff teams during his career...Helped the Buckeyes' offense to 11 top-5 national statistical rankings...Was a two-time first-team All-Big Ten selection (2020-21) by coaches and media, while earning second-team All-Big Ten in 2019 and honorable mention All-Big Ten in 2018...In 2021, started 12 games for an offense that ranked first in the nation in total offense (561.2 avg.) and scoring (45.7 avg.)...In 2020, started all seven games and was part of an offensive line

that helped the team finish seventh in the nation in yards per game (519.4 avg.) and eighth in rushing yards per game (256.8 avg.)...Named first-team All-Big Ten by coaches and media...In 2019, started 13 games and helped pave the way for RB J.K. Dobbins to become the first running back in school history to surpass 2,000 yards in a season...In 2018, started 13 games for an offense that led the Big Ten in total yards per game (535.6 avg.) and passing TDs (51)...Majored in human development and family sciences.

PERSONAL: A native of Cincinnati, Ohio, where he played three seasons at La Salle High School...Helped his team to consecutive Division II state championships from 2014-15...Named first-team All-Greater Catholic League and third team Associated Press All-State...Also competed in track and field...Spent his senior season at Washington High School in Massillon, Ohio...Rated a four-star prospect by ESPN, 247Sports and Scout.com.

THAYER MUNFORD JR.'S NFL REGULAR SEASON STATISTICS


DATE	TEAM	GP	GS
2022	Raiders	17	4
2023	Raiders	15	10
2024	Raiders	12	4
NFL TOTALS		44	18

THAYER MUNFORD JR.'S 2024 GXG REGULAR-SEASON STATISTICS (RAIDERS)

DATE	OPPONENT	P/S	W/L	SCORE
09/08	at Chargers	S	L	10-22
09/15	at Ravens	S	W	26-23
09/22	Panthers	S	L	22-36
09/29	Browns		W	20-16
10/06	at Broncos		L	18-34
10/13	Steelers		L	13-32
10/20	at Rams	P	L	15-20
10/27	Chiefs	P	L	20-27
11/03	at Bengals	S	L	24-41
11/17	at Dolphins	P	L	19-34
11/24	Broncos	P	L	19-29
11/29	at Chiefs	P	L	17-19
12/08	at Buccaneers	P	L	13-28
12/16	Falcons	P	L	9-15
12/22	Jaguars	P	W	19-14
2024 TOTALS		12-4	3-12	

THAYER MUNFORD JR.'S 2023 GXG REGULAR-SEASON STATISTICS (RAIDERS)

DATE	OPPONENT	P/S	W/L	SCORE
09/10	at Broncos	S	W	17-16
09/17	at Bills	P	L	10-38
09/24	Steelers	P	L	18-23
10/01	at Chargers	P	L	17-24
10/09	Packers	P	W	17-13
10/15	Patriots	S	W	21-17
10/22	at Bears	S	L	12-30
10/30	at Lions	S	L	14-26
11/05	Giants		W	30-6
11/12	Jets	S	W	16-12
11/19	at Dolphins	S	L	13-20
11/26	Chiefs	P	L	17-31
12/10	Vikings	S	L	0-3
12/14	Chargers	S	W	63-21
12/25	at Chiefs	S	W	20-14
12/31	at Colts	S	L	20-23
01/07	Broncos		W	27-14
2023 TOTALS		15-10	8-9	



AIDAN O'CONNELL



POSITION: Quarterback

NFL SEASON: 2

HT/WT: 6-3/210

RAIDERS SEASON: 2

ACQUIRED: D4B-'23

COLLEGE: Purdue

BORN: 09/01/98

HOMETOWN: Long Grove, Ill.

TRANSACTIONS: Selected by Las Vegas Raiders in the fourth round (135th overall) of the 2023 NFL Draft, April 29, 2023.

AT A GLANCE

Played in 11 games (10 starts) in his rookie season with the Raiders, completing 213-of-343 passes (62.1 percent) for 2,218 yards, 12 touchdowns, seven interceptions and an 83.9 passer rating.

Among Raiders rookie quarterbacks in their first 10 starts, O'Connell ranks second in passing yards (2,143), second in completion percentage (61.5 percent), fourth in passing touchdowns (11), second in passer rating (83.9).

Spent six seasons (2017-22) at Purdue after walking on as a freshman, finishing as Purdue's all-time leader in completion percentage (66.7), passer rating (141.8) and 500-yard passing games (two). Also ranked fourth in program history in career completions (826), fifth in touchdown passes (65) and sixth in passing yards (9,219).

CAREER: Enters his second season with the Silver and Black after being drafted by the Raiders in the fourth round (135th overall) of the 2023 NFL Draft...Played in 11 games (10 starts) in his rookie season with the Raiders, completing 213-of-343 passes (62.1 percent) for 2,218 yards, 12 touchdowns, seven interceptions and an 83.9 passer rating...Among Raiders rookie quarterbacks in their first 10 starts, O'Connell ranks second in passing yards (2,143), second in completion percentage (61.5 percent), fourth in passing touchdowns (11), second in passer rating (83.9)...Recorded three games in 2023 with 100.0+ passer rating (min. 30 attempts), the most by a rookie quarterback in Raiders history.

2024: (9/8) at LAC: Did not play...**(9/15) at Bal.:** Did not play...**(9/22) vs. Car.:** Entered in the fourth quarter and completed 9-of-12 passes for 82 yards and one touchdown...**(9/22) vs. Cle.:** Did not play...**(10/6) at Den.:** Entered in the third quarter and completed 10-of-20 passes for 94 yards...**(10/13) vs. Pit.:** Made his first start of the season and completed 27-of-40 (67.5%) passes for 227 yards, one touchdown, one interception and a 79.9 passer rating...**(10/20) at LAR:** Completed 6-of-10 pass for 52 yards before coming out the game with an injury...**(11/29) at KC:** Completed 23-of-35 passes (65.7%) for a single-game career-high 340 yards, two touchdowns and a 116.4 passer rating...**(12/8) at TB:** Completed 11-of-19 passes for 104 yards, one interception and a 51.2 passer rating...**(12/15) vs. ATL:** Inactive.

2023: Played in 11 games with 10 starts as a rookie with the Silver and Black and completed 213-of-343 passes (62.1 percent) for 2,218 yards, 12 touchdowns, seven interceptions and an 83.9 passer rating...Also rushed for one touchdown...Recorded three games with a 100.0+ passer rating (min. 30 attempts), the most of such games by a rookie quarterback in Raiders history...Over the last four games of the season, O'Connell threw eight passing touchdowns and zero interceptions – just the third Raiders quarterback since 1970 to throw eight touchdowns and zero interceptions over a four game span...**(9/10) at Den.:** Inactive...**(9/17) at Buf.:** Inactive...**(9/24) vs. Pit.:** Inactive...**(10/1) at LAC:** Started in his NFL debut and completed 24-of-39 (61.5 percent) passes for 238 yards and one interception...Added three rushes for three yards and one touchdown...Logged his first NFL touchdown on a one-yard run in the first quarter, becoming the first quarterback in Raiders history to score a rushing touchdown in their NFL debut...His 238 passing yards are the second most by a Raider in his NFL debut...**(10/9) vs. GB:** Inactive...**(10/15) vs. NE:** Inactive...**(10/22) at Chi.:** Completed 10-of-13 passes (76.9 percent) for 75 yards, one touchdown, one interception and an 83.8 passer rating...Notched his first career passing touchdown, finding WR Jakobi Meyers on a nine-yard touchdown pass in the fourth quarter...**(10/30) at Det.:** Active but did not play...**(11/5) vs. NYG:** Completed 16-of-25 pass attempts (64.0 percent) for 209 yards and a 90.2 passer rating...**(11/12) vs. NYJ:** Completed 16-of-27 pass attempts (59.3 percent) for 153 yards, one touchdown, one interception and a 72.0 passer rating...Became the first rookie quarterback in Raiders history to win back-to-back starts...**(11/19) at Mia.:** Completed 24-of-41 pass attempts (58.5 percent) for 271 yards, one touchdown and three interceptions...**(11/26) vs. KC:** Completed 23-of-33 pass attempts (69.7 percent) for 248 yards, one touchdown and a 101.6 passer rating...**(12/10) vs. Min.:** Completed 21-of-32 pass attempts (65.6 percent) for 171 yards...**(12/14) vs. LAC:** Completed 20-of-34 pass attempts (58.8 percent) for 248 yards, four passing touchdowns and a 120.7 passer rating...His four passing touchdowns were tied for the most in a single game by a rookie quarterback in Raiders history...His 120.7 passer rating is the highest single-game passer rating by a rookie in Raiders history (min. 30 attempts)...He become the first rookie quarterback in Raiders history to throw four passing touchdowns and no interceptions in a single game...Through his first seven starts, O'Connell completed 62.3percent of his passes (144-of-231), the best mark in Raiders history among quarterbacks in their first seven starts with the Raiders...**(12/25) at KC:** Completed 9-of-21 pass attempts (50.3 percent) for 62 yards...**(12/31) at Ind.:** Completed 30-of-47 passes (63.8 percent) for 299 yards, two touchdowns and a 96.0 passer rating...299-yard performance with 30 completions are both career records...**(1/7) vs. Den.:** Completed 20-of-31 passes (64.5 percent) for 244 yards, two touchdowns and a 110.1 passer rating...His 110.1 passer rating is the second-highest single-game passer rating by a rookie in Raiders history (min. 30 attempts).

COLLEGE: Played in 33 games with 26 starts over five seasons (2018-22) at Purdue...Completed 826-of-1,328 passes for 9,219 yards and 65 TDs...A two-time All-Big Ten selection, finishing his career as the school's all-time leader in completion percentage (66.7), passer rating (141.8) and 500-yard passing games (two)...His five career 400-yard passing games and 14 career 300-yard passing games rank second in school history, trailing only QB Drew Brees...As a senior in 2022, started in all 12 games and completed 320-of-499 passes for 3,490 yards and 22 TDs...Earned Second Team All-Big Ten (Coaches, AP)...Led the Big Ten in passing yards per game (290.8) and completions per game (26.7), while ranking second in total passing yards (3,490) and third in passing touchdowns (22)...Recorded six 300-yard passing games for the second straight season...Completed 17-of-19 passes for 211 yards and four TDs against Indiana State...Threw for a season-high 424 yards with three TD at Syracuse...Passed for 360 yards and two TDs at

Maryland...Completed 35-of-54 passes for 391 yards and four TDs against Nebraska...Passed for 366 yards in the Big Ten Championship against Michigan...In 2021, appeared in 12 games with nine starts...Completed 315-of-439 passes for 3,712 yards and 28 TDs...Set Purdue single-season records for completion percentage (71.8) and passer rating (158.8)...Averaged 11.8 yards per pass and 309.3 passing yards per game...Named Second Team All-Big Ten (Coaches, AP, PFF, Phil Steele)...Threw two TDs against UConn...Went 12-of-19 for 182 yards and one TD against Illinois...Completed 34-of-52 passes with one TD against Minnesota...Threw for 375 yards and two TDs and rushed for a touchdown against Iowa...Went 40-of-54 for 536 yards and three TDs against Michigan State...Recorded his second-straight 40-completion game at Ohio State, throwing for 390 yards and four TDs...Connected on 29-of-39 passes for 423 yards and three TDs against Northwestern...Finished with 278 yards and four TDs against Indiana...Completed 26-of-46 passes for 534 yards and five TDs in the Music City Bowl against Tennessee...In 2020, started three games before missing rest of season due to injury...Completed 88-of-136 passes for 916 yards and seven TDs...Passed for 282 yards and two touchdowns against Iowa...Completed 29-of-35 passes for 371 yards and two TDs at Illinois...Finished 28-of-51 for 263 yards and two touchdowns against Northwestern...In 2019, played in six games with three starts and completed 103-of-164 passing attempts for 1,101 yards and eight TDs...Connected on one pass for four yards at Penn State...Recorded first career TD pass against Illinois...Went 6-for-7 for 62 yards against Nebraska...Made first start and completed 34-of-50 passes for 271 yards and two TDs at Northwestern...Completed 26-of-43 passes for 289 yards and two TDs at Wisconsin...Finished 28-of-49 for 408 yards and three TDs against Indiana...Entered Purdue as a walk-on in 2017 and did not see action in his first two seasons...Graduated with a degree in General Management...Earned his Master's degree in Technology, Leadership & Innovation.

PERSONAL: Played football and basketball at Stevenson High School in Long Grove Ill., where he was named the 2016 News-Sun Football Player of the Year and a Class 8A All-State quarterback... In his lone season as the full-time starter for the Patriots (2016), O'Connell set school records for passing yardage in a season (2,741), touchdown passes in a season (26) and passing yardage in a game (447)...Earned his Master's degree in technology, Leadership & Innovation (May 2022)...Married to Jael Johnson, a four-year letterwinner with Purdue Volleyball and a two-time Academic All-Big Ten honoree.

AIDAN O'CONNELL'S NFL REGULAR SEASON PASSING STATISTICS

DATE	TEAM	GP	GS	ATT.	CMP.	PCT.	YDS	AVG.	TD	INT.	LG	SK	LST	RATE
2023	Raiders	11	10	343	213	62.1	2,218	6.5	12	7	50	24	173	83.9
2024	Raiders	7	5	174	110	63.2	1,156	6.6	4	3	58t	9	72	82.9
TOTALS		18	15	517	323	62.5	3,374	6.5	16	10	58T	33	245	83.6

AIDAN O'CONNELL'S NFL REGULAR SEASON RUSHING STATISTICS

DATE	TEAM	NO	YD	AVG.	LG	TD
		.	S.			
2023	Raiders	17	11	0.6	3	1
2024	Raiders	14	18	1.3	13	1
TOTALS		31	29	0.9	13	2

AIDAN O'CONNELL'S NFL REGULAR SEASON PASSING/RUSHING STATISTICS

DATE	TEAM	GP	GS	PASSING										RUSHING					
				ATT.	CMP.	PCT.	YDS	AVG.	TD	INT.	LG	SK	LST	RATE	NO.	YDS.	AVG.	LG	TD
2023	Raiders	11	10	343	213	62.1	2,218	6.5	12	7	50	24	173	83.9	17	11	0.6	3	1
2024	Raiders	7	5	174	110	63.2	1,156	6.6	4	3	58t	9	72	82.9	14	18	1.3	13	1
TOTALS		18	15	517	323	62.5	3,374	6.5	16	10	58T	33	245	83.6	31	29	0.9	13	2

SINGLE-GAME HIGHS: QUARTERBACK

Pass Attempts	47 at Indianapolis Colts, Dec 31, 2023 41 at Miami Dolphins, Nov 19, 2023	Passer Rating	120.8 vs. Carolina Panthers, Sep 22, 2024 120.7 vs. Los Angeles Chargers, Dec 14, 2023
Pass Completions	30 at Indianapolis Colts, Dec 31, 2023 27 vs. Pittsburgh Steelers, Oct 13, 2024	Rush Attempts	7 vs. Jacksonville Jaguars, Dec 22, 2024 6 at Tampa Bay Buccaneers, Dec 08, 2024
Yards Passing	340 at Kansas City Chiefs, Nov 29, 2024 299 at Indianapolis Colts, Dec 31, 2023	Rushing Yards	12 vs. Jacksonville Jaguars, Dec 22, 2024 6 at Tampa Bay Buccaneers, Dec 08, 2024
TD Passes	4 vs. Los Angeles Chargers, Dec 14, 2023 2 at Kansas City Chiefs, Nov 29, 2024 ...2 more at 2.	Rushing Average	1.7 vs. Jacksonville Jaguars, Dec 22, 2024
Long Passes	58t at Kansas City Chiefs, Nov 29, 2024 50 vs. New York Giants, Nov 05, 2023	Longest Runs	13 vs. Jacksonville Jaguars, Dec 22, 2024 4 at Tampa Bay Buccaneers, Dec 08, 2024
Completion Percentage	69.7 vs. Kansas City Chiefs, Nov 26, 2023 67.5 vs. Pittsburgh Steelers, Oct 13, 2024	Rushing TDs	1 at Tampa Bay Buccaneers, Dec 08, 2024 ...1 more at 1.

300-YARD PASSING GAMES (1): REGULAR SEASON

DATE	TEAM	NO.	YDS.	AVG.	LG	TD
11/29/24	at Chiefs	23	340	14.8	58t	2

AIDAN O'CONNELL'S 2024 GXG REGULAR-SEASON STATISTICS (RAIDERS)

DATE	OPPONENT	P/S	PASSING										RUSHING				W/L	SCORE	
			ATT	CMP	YDS	PCT	Y/A	Y/C	TD	INT	LG	SK/YD	RATE	ATT	YDS	LG			TD
09/08	at Chargers		DID NOT PLAY (NON-INJURY)														L	10-22	
09/15	at Ravens		DID NOT PLAY (NON-INJURY)														W	26-23	
09/22	Panthers	P	12	9	82	75.0	6.8	9.1	1	0	16	1/12	120.8	0	0	0	0	L	22-36
09/29	Browns		DID NOT PLAY (NON-INJURY)														W	20-16	
10/06	at Broncos	P	20	10	94	50.0	4.7	9.4	0	1	21	1/7	42.5	0	0	0	0	L	18-34
10/13	Steelers	S	40	27	227	67.5	5.7	8.4	1	1	30	1/9	79.9	0	0	0	0	L	13-32
10/20	at Rams	S	10	6	52	60.0	5.2	8.7	0	0	12	0/0	73.8	0	0	0	0	L	15-20
10/27	Chiefs		INJURED RESERVE														L	20-27	
11/03	at Bengals		INJURED RESERVE														L	24-41	
11/17	at Dolphins		INJURED RESERVE														L	19-34	
11/24	Broncos		INJURED RESERVE														L	19-29	
11/29	at Chiefs	S	35	23	340	65.7	9.7	14.8	2	0	58t	3/22	116.4	1	0	0	0	L	17-19
12/08	at Buccaneers	S	19	11	104	57.9	5.5	9.5	0	1	29	1/10	51.2	6	6	4	1	L	13-28
12/16	Falcons		ON INACTIVE LIST														L	9-15	
12/22	Jaguars	S	38	24	257	63.2	6.8	10.7	0	0	32	2/12	82.9	7	12	13	0	W	19-14
2024 TOTALS		7-5	174	110	1,156	63.2	6.6	10.5	4	3	58T	9/72	82.9	14	18	13	1	3-12	

AIDAN O'CONNELL'S 2023 GXG REGULAR-SEASON STATISTICS (RAIDERS)

DATE	OPPONENT	P/S	PASSING										RUSHING				W/L	SCORE	
			ATT	CMP	YDS	PCT	Y/A	Y/C	TD	INT	LG	SK/YD	RATE	ATT	YDS	LG			TD
09/10	at Broncos		ON INACTIVE LIST														W	17-16	
09/17	at Bills		ON INACTIVE LIST														L	10-38	
09/24	Steelers		ON INACTIVE LIST														L	18-23	
10/01	at Chargers	S	39	24	238	61.5	6.1	9.9	0	1	25	7/50	68.1	3	3	2	1	L	17-24
10/09	Packers		ON INACTIVE LIST														W	17-13	
10/15	Patriots		ON INACTIVE LIST														W	21-17	
10/22	at Bears	P	13	10	75	76.9	5.8	7.5	1	1	15	0/0	83.8	0	0	0	0	L	12-30
10/30	at Lions		DID NOT PLAY (NON-INJURY)														L	14-26	
11/05	Giants	S	25	16	209	64.0	8.4	13.1	0	0	50	0/0	90.2	0	0	0	0	W	30-6
11/12	Jets	S	27	16	153	59.3	5.7	9.6	1	1	42	3/27	72.0	2	3	3	0	W	16-12
11/19	at Dolphins	S	41	24	271	58.5	6.6	11.3	1	3	46t	2/11	56.0	1	3	3	0	L	13-20
11/26	Chiefs	S	33	23	248	69.7	7.5	10.8	1	0	33	1/13	101.6	0	0	0	0	L	17-31
12/10	Vikings	S	32	21	171	65.6	5.3	8.1	0	1	38	4/25	66.0	1	2	2	0	L	0-3
12/14	Chargers	S	34	20	248	58.8	7.3	12.4	4	0	30t	1/6	120.7	0	0	0	0	W	63-21
12/25	at Chiefs	S	21	9	62	42.9	3.0	6.9	0	0	21	2/14	50.3	4	-4	-1	0	W	20-14
12/31	at Colts	S	47	30	299	63.8	6.4	10.0	2	0	24	2/13	96.0	2	3	3	0	L	20-23
01/07	Broncos	S	31	20	244	64.5	7.9	12.2	2	0	47	2/14	110.1	4	1	2	0	W	27-14
2023 TOTALS		11-10	343	213	2,218	62.1	6.5	10.4	12	7	50	24/173	83.9	17	11	3	1	8-9	



OVIE OGHOUFO

POSITION: Defensive End

HT/WT: 6-4/250

ACQUIRED: FA-'24


BORN: 03/27/00

NFL SEASON: R

RAIDERS SEASON: R

COLLEGE: LSU

HOMETOWN: Lathrup Village, Mich.




Originally signed as a rookie free agent by the Giants on May 10, 2024...Played one season (2023) at LSU following 2 years at Texas (2021-22) and 3 at Notre Dame (2018-20)...Appeared in 58 games with 31 starts...Career totals include 152 tackles (61 solo), 20.5 tackles for loss and 9.5 sacks...Twice named to the Big 12 Commissioner's Honor Roll at Texas...Played in vs. Alabama in the CFP National Semifinal at while at Notre Dame...As a 5th-year senior in 2023, played in all 13 games with 11 starts...Finished with 34 tackles, 4.0 tackles for loss and 2.5 sacks...Had career-high 2.0 sacks vs. Texas A&M...In 2022, played in 13 games with 12 starts at Texas...Totaled a career-high 54 tackles (20 solo), 8.5 tackles for loss, 2.5 sacks (tying his career high), and 3 pass breakups...In 2021, played in 12 games with 8 starts in his first season with the Longhorns...Recorded 42 tackles (21 solo) 5.5 tackles for loss, and 2.0 sacks...In 2021, played in 11 games in his final season at Notre Dame...Posted 0 tackles, 1.5 tackles for loss, and 2 pass breakups...Registered his first career vs. Florida State...Had one tackle in the CFP National Semifinal game vs. Alabama at the Rose Bowl...In 2019, played in 9 games as a redshirt freshman...Tallied 12 tackles and half-sacks vs. Virginia and Duke...Redshirted in 2018...Earned his undergraduate degree from Texas and a master's degree from LSU in December of 2023...Born in Nigeria and raised in Detroit...One of the top players in Michigan at Harrison High School in Farmington Hills...First-team all-state in 2017...Harrison to an 11-4 record and 2017 Michigan High School Athletic Association Division 3 state runner-up...As a senior, registered 106 tackles, 31.0 stops for loss, TFLs and 11.0 sacks on defense, and 32 receptions for 529 yards and 7 touchdowns on offense.

OVIE OGHOUFO'S NFL REGULAR SEASON DEFENSIVE STATISTICS

DATE	TEAM	GP	GS	TACKLES								INTERCEPTIONS					O. FUMB				ST				MISC					
				TK	S	A	TFL	YDS	SK	YDS	QBH	NO	YDS	LG	TD	PD	FF	FR	TD	YDS	TK	S	A	FF	FR	S	A			
2024	Giants	0	0	0	0	0	0	0	0	0.0	0.0	0	0	0	0	0	0	0	0	0	0	0	0	0	0	0	0	0	0	0
NFL TOTALS		0	0	0	0	0	0	0	0	0.0	0.0	0	0	0	0	0	0	0	0	0	0	0	0	0	0	0	0	0	0	



DYLAN PARHAM



POSITION: Guard
HT/WT: 6-3/285
ACQUIRED: D3-'22
BORN: 08/24/99

NFL SEASON: 3
RAIDERS SEASON: 3
COLLEGE: Memphis
HOMETOWN: Carrollton, Ga.

TRANSACTIONS: Selected by Las Vegas Raiders in the third round (90th overall) of the 2022 NFL Draft, April 29, 2022.

AT A GLANCE

Started all 17 games in 2023, making 16 starts at left guard and one start at center.
Was one of only 10 rookie offensive linemen in the NFL to start in all 17 games in 2022, including 13 starts at left guard, two starts at right guard and two starts at center.
Selected to the PFWA All-Rookie team - the 34th player in Raiders history (since 1974) selected to the All-Rookie team and the 3rd guard to earn the honor, joining Steve Wisniewski (1989) and Curt Marsh (1981).

CAREER: Enters his third season with the Silver and Black after initially being drafted by the Raiders in the third round (90th overall) of the 2022 NFL Draft...Has started in all 34 games over the last two seasons, one of only three offensive linemen in the NFL that were 2022 rookies in the NFL that have started in all 34 games since the beginning of 2022...Last season (2023), started all 17 games at left guard...As a rookie in 2022, made 17 starts on the offensive line, including 13 starts at left guard, two starts at right guard and two starts at center, en route to a selection to the PFWA All-Rookie team - the 34th player in

Raiders history (since 1974) selected to the All-Rookie team and the third guard to earn the honor, joining Steve Wisniewski (1989) and Curt Marsh (1981).

2024: (9/8) at LAC: Started at right guard and allowed time for QB Gardner Minshew to pass for 257 yards and one TD...**(9/15) at Bal.:** Started at right guard and was part of an offensive line that helped Minshew pass for 276 yards and one touchdown...**(9/22) vs. Car.:** Started at right guard and allowed time for Minshew to pass for 219 yards and one touchdown...**(9/29) vs. Cle.:** Started at right guard and helped pave the way for a season-high 152 rushing yards...**(10/6) at Den.:** Started at right guard and was part of an offensive line that helped the Raiders offense produce 115 rushing yards and mark the second straight game with 100+ rushing yards...**(10/13) vs. Pit.:** Started at right guard and was part of an offensive line that allowed QB Aidan O'Connell to pass for 227 passing yards and one touchdown...**(10/20) at LAR:** Inactive...**(10/27) vs. KC:** Inactive...**(11/3) at Cin.:** Was part of an offensive line that helped the offense record 198 total yards...**(11/17) at Mia.:** Started at right guard and was part of an offense that finished with 328 total net yards, including 268 passing yards and 60 rushing yards...**(11/24) vs. Den.:** Started at right guard and helped pave a way for our offense to averaged 4.3 yards per rush, the third best mark in a single game in 2024...**(11/29) at KC:** Started at right guard and helped the Raiders finish with 434 total net yards of offense, including 318 net passing yards and 118 rushing yards, the most in a single game this season and the most since Week 17 of 2022 (500 vs. SF)...**(12/8) at TB:** Started at right guard and was part of an offense that finished with 286 total net yards of offense, including 195 net passing yards and 91 rushing yards...**(12/15) vs. ATL:** Started at right guard and was part of an offense that finished with 249 total net yards, including 208 net passing yards and 65 rushing yards.

2023: Started all 17 games, including 16 starts at left guard and one start at center...Contributed to an offensive line that opened the season with two-straight games allowing zero sacks...Finished the season with an offensive line unit that ranked tied for 12th in the NFL for fewest sacks allowed (40)... **(9/10) at Den.:** Started at left guard and was part of an offensive line that allowed zero sacks...**(9/17) at Buf.:** Started at left guard and allowed time for QB Jimmy Garoppolo to pass for 185 yards...Was part of an offensive line that did not allow a sack for the second consecutive game...**(9/24) vs. Pit.:** Started at left guard and helped the Raiders offense finish with a season-high 362 total yards and allowed time for Garoppolo to record his 12th career game with 300 passing yards...**(10/1) at LAC:** Started at left guard and was part of an offensive line that helped QB Aidan O'Connell complete 24-of-39 (61.5 percent) passes for 238 yards, one interception and one touchdown in his NFL debut...**(10/9) vs. GB:** Started at left guard and helped the offense record 279 total yards...**(10/15) vs. NE:** Started at left guard and was part of an offensive line that did not allow a sack and helped paved the way for 348 total yards...**(10/22) at Chi.:** Started at left guard and allowed the Raiders to finish with 235 total yards of offense, including 196 passing yards and 39 rushing yards...**(10/30) at Det.:** Started at left guard and helped pave the way for RB Josh Jacobs to notch his 43rd rushing touchdown of his career, the second most in Raiders history by a player in his first five NFL seasons...**(11/5) vs. NYG:** Started at left guard and helped the offense record a season-high 125 rushing yards...Was part of an offensive line that did not allow a sack...**(11/12) vs. NYJ:** Started at left guard and helped the offense record a season-high 148 rushing yards...**(11/19) at Mia.:** Started at left guard and allowed time for O'Connell to pass for 271 yard and one touchdown...**(11/26) vs. KC:** Started at left guard and allowed time for O'Connell to complete 23-of-33 pass attempts (69.7 percent) for 248 yards and one touchdown...**(12/10) vs. Min.:** Started at left guard and was part of an offensive line that helped O'Connell complete 21-of-32 pass attempts for 171 yards...**(12/14) vs. LAC:** Started at center and helped the Raiders finish with 378 total yards of offense (254 passing, 124 rushing), the most in a single game in 2023...**(12/25) at KC:** Started at left guard and was part of an offensive line that paved a way for RB Zamir White to rush for a career-high 145 yards on 22 attempts (6.6 avg.)...**(12/31) at Ind.:** Started at left guard and was part of an offense that finished with 370 total yards...**(1/7/24) vs. Den.:** Started at left guard and helped the team finish with 359 yards of total offense.

2022: Started in all 17 games in his rookie season, including 13 starts at left guard, two starts at right guard and two starts at center....One of only 10 rookie offensive linemen in the NFL to start in all 17 games in 2022...Earned the PFWA All-Rookie team - the 34th player in Raiders history (since 1974) selected to the All-Rookie team and the 3rd guard to earn the honor, joining Steve Wisniewski (1989) and Curt Marsh (1981)...Part of an offensive line that paved the way for 2,059 rushing yards by the Raiders in 2022, the most in a single season by the Raiders since 2011...Part of an offensive line that allowed just 35 sacks, tied for the ninth

fewest in the NFL and five fewer than the year prior...(9/11) at LAC: Made his first career start at right guard...(9/18) vs. Ari.: Made his first start of the season at center...(9/25) at Ten: started at center...(11/20) at Den.: started at right guard...(10/10) at KC: Made his first of 13-straight starts at left guard...(12/4) vs. LAC: Started at right tackle, committed zero penalties and was part of an offensive line that allowed zero sacks...(12/8) at LAR: Started at right tackle, committed zero penalties and was part of an offensive line that allowed zero sacks for the second-straight game...(11/27) at Sea.: Helped pave the way for a season-high 576 total yards of offense, including 283 rushing yards...The offense's 576 yards were the most in a single game in the NFL in 2022...(1/1/23) vs. SF: Part of an offense that posted 500 total yards of offense, the Raiders second game of 500+ yards in 2022, one of only three teams in the NFL with multiple games of 500+ yards in 2022.

COLLEGE: Spent five years at Memphis from 2017-21, starting all 50 games he appeared in during his career...In 2021, started 11 games at right guard and was named a first-team All-AAC selection...Helped the Tigers' offense rank 16th in the nation in passing yards per game (298.8 avg.)...Did not allow a sack on the season...Helped pave the way for 322 rushing yards against Nicholls...Allowed time for QB Seth Henigan to throw for 417 yards and five TDs at Arkansas State...Provided time for Henigan to throw for 463 yards and two TDs against Tulsa...Blocked for an offense that rushed for 200 yards against Navy...Allowed time for Henigan to pass for 432 yards and three TDs against SMU...In 2020, started all 11 games at right tackle...Helped the offense rank 17th in the nation in passing offense (307.9 per game)...Paved the way for the offense to gain 217 rushing yards against UCF...Allowed time for QB Brady White to throw for 313 yards and four TDs against Temple...Provided time for White to throw for 316 yards at Cincinnati...Blocked for an offense that gained 305 rushing yards and five TDs on the ground against Stephen F. Austin...Allowed for White to pass for 437 yards and four TDs against USF...In 2019, started 14 games at left guard...Blocked for an offense that compiled 6,791 total yards, including 2,614 rushing yards on the season...Paved the way for RB Kenneth Gainwell, who totaled 1,456 rushing yards and 610 receiving yards...Helped pave the way for Gainwell to rush for 145 yards and one TD at South Alabama...Blocked for Gainwell, who rushed for a season-high 209 yards and two TDs at Louisiana Monroe...Paved the way for Gainwell to rush for 128 yards at USF...In 2018, started 14 games at left guard...Helped pave the way for a school-record 7,324 yards of total offense...Paved the way for program records in rushing yards (3,919) and rushing TDs (48)...Blocked for RB Darrell Henderson, who rushed for 1,909 yards...Paved the way for Henderson to rush for 212 yards and three TDs at Navy...Helped Henderson record 233 rushing yards and two TDs against Georgia State...Paved the way for Henderson to rush for 210 yards and three TDs at UCF in the American Athletic Conference Championship...Redshirted as a freshman in 2017.

PERSONAL: Attended Carrollton (Ga.) High School where he played as a linebacker/defensive end before moving to tight end his senior year...As a senior, he was named to the 2016 Times-Georgian All-Area first team as a tight end after recording nine receptions for 96 yards and one TD.

DYLAN PARHAM'S NFL REGULAR SEASON STATISTICS

DATE	TEAM	GP	GS
2022	Raiders	17	17
2023	Raiders	17	17
2024	Raiders	13	12
NFL TOTALS		47	46

DYLAN PARHAM'S 2024 GXG REGULAR-SEASON STATISTICS (RAIDERS)

DATE	OPPONENT	P/S	W/L	SCORE
09/08	at Chargers	S	L	10-22
09/15	at Ravens	S	W	26-23
09/22	Panthers	S	L	22-36
09/29	Browns	S	W	20-16
10/06	at Broncos	S	L	18-34
10/13	Steelers	S	L	13-32
10/20	at Rams		L	15-20
10/27	Chiefs		L	20-27
11/03	at Bengals	P	L	24-41
11/17	at Dolphins	S	L	19-34
11/24	Broncos	S	L	19-29
11/29	at Chiefs	S	L	17-19
12/08	at Buccaneers	S	L	13-28
12/16	Falcons	S	L	9-15
12/22	Jaguars	S	W	19-14
2024 TOTALS		13-12	3-12	

DYLAN PARHAM'S 2023 GXG REGULAR-SEASON STATISTICS (RAIDERS)

DATE	OPPONENT	P/S	W/L	SCORE
09/10	at Broncos	S	W	17-16
09/17	at Bills	S	L	10-38
09/24	Steelers	S	L	18-23
10/01	at Chargers	S	L	17-24
10/09	Packers	S	W	17-13
10/15	Patriots	S	W	21-17
10/22	at Bears	S	L	12-30
10/30	at Lions	S	L	14-26
11/05	Giants	S	W	30-6
11/12	Jets	S	W	16-12
11/19	at Dolphins	S	L	13-20
11/26	Chiefs	S	L	17-31
12/10	Vikings	S	L	0-3
12/14	Chargers	S	W	63-21
12/25	at Chiefs	S	W	20-14
12/31	at Colts	S	L	20-23
01/07	Broncos	S	W	27-14
2023 TOTALS		17-17	8-9	



ANDRUS PEAT

75

POSITION: Guard/
Tackle
HT/WT: 6-7/316
ACQUIRED: FA-'24
BORN: 11/04/93

NFL SEASON: 10
RAIDERS SEASON: 1
COLLEGE: Stanford
HOMETOWN: Tempe, Ariz

TRANSACTIONS: Selected by New Orleans Saints in the first round (13th overall) in the 2015 NFL Draft, April 30, 2015...Signed by Las Vegas Raiders as an unrestricted free agent, May 7, 2024.

AT A GLANCE

Has played in 111 career games with 102 starts over nine seasons (2015-23) with the New Orleans Saints.
A three-time Pro Bowler (2018, 2019, 2020).

CAREER: A three-time Pro Bowl offensive lineman (2018, 2019, 2020) enters his 10th season in the NFL and his first season with the Raiders...Has played in 111 career games with 102 starts over nine seasons with the New Orleans Saints after originally entering the league as a first-round pick (13th overall) by the

Saints in the 2015 NFL Draft...Last season, played in 16 games with 12 starts, starting one game at left guard and 11 games at left tackle...In 2022, started in 11 games at guard...In 2021, started the first six games at left guard before missing the remainder of the season with a pectoral injury...In 2020, started in 13 regular season games at left guard and two postseason contests at left guard, earning his third Pro Bowl selection...In 2019, started at left guard in 10 regular season games and one postseason contest, earning his second Pro Bowl selection...In 2018, started in 13 regular season games and two postseason games, seeing action at both left guard and left tackle, paving the way for the NFL's third-ranked scoring offense and earning his first career Pro Bowl selection...In 2017, played in 15 regular season games (14 starts), starting in four games at left tackle and 10 games at left guard...Also played in one postseason contest...In 2016, Played in 15 regular season games, starting in eight games at left guard and seven games at left tackle...Played in 12 games as a rookie in 2015 with eight starts, seeing action at multiple positions on the offensive line, including left guard, left tackle and right tackle.

2024: (9/8) at LAC: Saw action on special teams...**(9/15) at Bal.:** Started at left tackle and was part of an offensive line that helped Minshew pass for 276 yards and one touchdown...**(9/22) vs. Car.:** Saw action on special teams...**(9/29) vs. Cle.:** Was part of an offensive line that helped pave the way for a season-high 152 rushing yards...**(10/6) at Den.:** Was part of an offensive line that helped the Raiders offense produce 115 rushing yards and mark the second straight game with 100+ rushing yards...**(10/13) vs. Pit.:** Was part of an offensive line that allowed QB Aidan O'Connell to pass for 227 passing yards and one touchdown...**(10/20) at LAR:** Was part of an offensive line that helped the Raiders offense produce 122 rushing yards, the second most in a single game for the Silver and Black this season only behind Week 4 vs. CLE (152)...**(10/27) vs. KC:** Allowed time for Gardner Minshew to complete 24-of-30 (80.0%) passes for 209 yards and two touchdowns...**(11/3) at Cin.:** Was part of an offensive line that helped the offense record 198 total yards...**(11/17) at Mia.:** Was part of an offense that finished with 328 total net yards, including 268 passing yards and 60 rushing yards...**(11/24) vs. Den.:** Was part of an offensive line that helped pave a way for our offense to averaged 4.3 yards per rush, the third best mark in a single game in 2024...**(11/29) at KC:** Was part of an offensive line that helped the Raiders finish with 434 total net yards of offense, including 318 net passing yards and 118 rushing yards, the most in a single game this season and the most since Week 17 of 2022 (500 vs. SF)...**(12/8) at TB:** Was part of an offense that finished with 286 total net yards of offense, including 195 net passing yards and 91 rushing yards...**(12/15) vs. Atl.:** Inactive.

2023 (with NO): Played in 16 games with 12 starts, starting one game at left guard and 11 games at left tackle...Part of an offensive line that paved the way for 337.2 yards of offense per game, the 14th most in the NFL...Helped block for 234.7 passing yards per game in 2023, the 11th most in the NFL...**(9/10) vs. Ten.:** Played on special teams...**(9/18) at Car.:** Saw action on offense and special teams...**(9/24) at GB:** Played on offense and special teams, shifting over to left guard in the second quarter after Cesar Ruiz left game...**(10/1) vs. TB:** Made first start of 2023 campaign at left guard and also saw action on special teams...**(10/8) at NE:** Inactive (concussion)...**(10/15) at Hou.:** Rotated in at left guard and played on special teams in 100th career NFL game...**(10/19) vs. Jax.:** Started at left tackle for first time since 2018, and also played on special teams...**(10/29) at Ind.:** Started at left tackle and played on special teams, blocking for a unit that gained a season-high 511 total net yards and 161 yards rushing...**(11/5) vs. Chi.:** Started at left tackle and played on special teams...**(11/12) at Min.:** Started at left tackle and played on special teams. **(11/26) at Atl.:** Started at left tackle and played on special teams...**(12/3) vs. Det.:** Started at left tackle and played on special teams...**(12/10) vs. Car.:** Started at left tackle and played on special teams...**(12/17) vs. NYG:** Started at left tackle and played on special teams...**(12/21) at LAR:** Made his 100th career start, playing at left tackle and on special teams...**(12/31) at TB:** Started at left tackle and played on special teams...**(1/4/24) vs. Atl.:** Started at left tackle and played on special teams, part of an offensive line that paved the way for a 154-yard rushing effort.

2022 (with NO): Started in 11 games at left guard...**(9/11) at Atl.:** Started at left guard...**(9/18) vs. TB:** Started at left guard...**(10/2) vs. Min.:** Inactive...**(10/9) vs. Sea.:** Started at left guard as part of an offensive line that paved the way for a season-high 235 rushing yards...**(10/16) vs. Cin.:** Started at left guard and helped pave the way for 228 rushing yards, the Saints second consecutive game with over 200 rushing yards...**(10/20) at Ari.:** Inactive...**(10/30) vs. LV:** Started at left guard...**(11/7) vs. Bal.:** Started at left guard...**(11/13) at Pit.:** Inactive...**(11/20) vs. LAR:** Did not play...**(11/27) at SF:** Started at left guard...**(12/5) at TB:** Started at left guard...**(12/18) vs. Atl.:** Started at left guard...**(12/24) at Cle.:** Started at left guard...**(1/1/23) at Phi.:** Inactive...**(1/8/23) vs. Car.:** Inactive.

2021 (with NO): Started the first six games at left guard before missing the remainder of the season with a pectoral injury...**(9/6) at NE:** Started at left guard...**(9/12) vs. GB:** Started at left guard and helped block for an offense that produced their highest scoring

output of the season with 38 points, while allowing no sacks, a career-high tying five touchdown passes from QB Jameis Winston and 171 rushing yards...(9/19) at Car.: Started at left guard...(9/26) at NE: Blocked for an offense that rushed for 142 yards and three touchdowns...(10/3) vs. NYG: Started at left guard and paved the way for an offense that totaled a season-high 405 total net yards...(10/25) at Sea: Started at left guard and left the game in the second quarter with a season-ending pectoral injury.

2020 (with NO): Started in 13 regular season games and two postseason contests at left guard, earning his third consecutive Pro Bowl selection...Helped block for an offense that scored 30.1 points per game, the fifth most in the NFL...Part of an offensive line that paved the way for 141.6 rushing yards per game, the sixth most in the NFL...(9/13) vs. TB: Started at left guard...(9/21) at LV: Started at left guard...(9/27) vs. GB: Started at left guard and left the game in the second quarter (ankle)...(10/4) at Det.: Inactive...(10/12) vs. LAC: Started at left guard...(10/25) vs. CAR: Started at left guard and helped pave the way for 138-yards rushing...(11/1) at Chi.: Started at left guard...(11/8) at TB: Started at left guard...(11/15) vs. SF: Started at left guard...(11/22) vs. Atl.: Started at left guard and blocked for a unit that gained 168 rushing yards...(11/29) at Den.: Inactive...(12/6) at Atl.: Started at left guard in his 75th career game and helped pave the way for 207 rushing yards...(12/13) at Phi.: Started at left guard...(12/20) vs. KC: Started at left guard...(12/25) vs. Min.: Inactive...(1/3/21) at Car.: Started at left guard and blocked for unit that rushed for 157 yards...(1/10/21) vs. Chi.: Started at left guard and helped the offense record 385 total yards...(1/17/21) vs. TB: Started at left guard as part of an offensive line that allowed zero sacks.

2019 (with NO): Started at left guard in 10 regular season games and one postseason contest, en route to his second consecutive Pro Bowl selection...(9/22) at Sea.: Started at left guard and blocked for Alvin Kamara, who gained season-high 161 yards from scrimmage and two touchdowns...(11/10) vs. Atl.: Started at left guard and suffered forearm injury...Inactive for the next six games with an injury...(12/29) at Car.: Returned from injury and started at left guard in the regular season finale...Postseason: (1/5/20) vs. Min.: Started at left guard and helped pave the way for 324 yards of total offense.

2018 (with NO): Started in 13 regular season games and two postseason games, seeing action at both left guard and left tackle, earning his first career Pro Bowl selection...Helped pave the way for the NFL's third-ranked scoring offense...Part of an offensive line that allowed only 20 sacks, the second fewest in the NFL...(9/16) vs. Cle.: Started at left guard...(9/23) at Atl.: Inactive...(9/30) at NYG: Started at left guard as part of a line that blocked for RB Alvin Kamara who rushed for 139 yards and three TDs...(10/8) vs. Was.: Started at left guard...(10/21) at Bal.: Inactive...(10/28) at Min.: Started at left guard...(11/4) vs. LAR: Started at left guard, blocking for an offense that didn't surrender a sack for second consecutive week and gained 487 total net yards...(11/11) at Cin.: Started at left guard for an offensive line that did not surrender a sack for the third consecutive week and gained over 500 total yards...(11/18) vs. Phi.: Started at left guard for a line that did not surrender a sack for the fourth consecutive week and gained over 500 total yards... (11/22) vs. Atl.: Started at left guard...(11/29) at Dal.: Started at left guard...(12/9) at TB: Started at left guard...(12/17) at Car.: Started at left guard and moved over to left tackle in the fourth quarter...(12/23) vs. Pit.: Started at left guard and moved over to right tackle and left tackle in the second and third quarters...(12/30) vs. Car.: Started at left tackle in the season finale...Postseason: (1/13/19) vs. Phi.: Started at left guard, paving the way for a rushing attack that gained 137 yards...(1/20/19) vs. LAR: Started at left tackle on an offensive line that allowed just two sacks.

2017 (with NO): Played in 15 regular season games with 14 starts, starting in four games at left tackle and 10 games at left guard...Also played in one postseason contest...Part of an offensive line that only allowed 10 sacks, the second fewest in the NFL...Helped pave the way for an offensive attack that averaged 391.2 yards per game, the second most in the NFL...(9/11) at Min.: Started at left guard on an offensive line that allowed only one sack...(9/17) vs. NE: Started at left tackle on an offensive line that allowed just one sack for the second straight week...(9/24) at Car.: Started at left guard on an offensive line that allowed only one sack for the third straight week...(10/29) vs. Chi.: Started at left guard...(11/5) vs. TB: Started at left guard and played at left tackle...(11/12) at Buf.: Started at left guard, helping block for the 298 rushing yards, the third-highest total in club history, led by Mark Ingram and Alvin Kamara who surpassed 100 yards each and a club-record six touchdowns and 20 first downs on the ground...(11/19) vs. Was.: Started at left guard on an offensive line that paved the way for a season-high 535 total yards of offense...(11/26) at LAR: Started at left guard and also played at left tackle...(12/3) vs. Car.: Started at left tackle...(12/7) at Atl.: Inactive...(12/17) vs. NYJ: Played on offense and special teams in a limited role...(12/24) vs. Atl.: Started at left guard and moved to left tackle...(12/31) at TB: Started at left guard...Postseason: (1/7/18) vs. Car.: Started at left guard before departing in the second quarter with a shin injury.

2016 (with NO): Played in 15 regular season games, starting in eight games at left guard and seven games at left tackle...Part of an offensive line that allowed just 27 sacks, the sixth fewest in the NFL...Helped the Saints offense record 426 yards pre game, the highest mark in the league...(9/11) vs. Oak.: Started at left guard and helped block for an offense that recorded 507 total yards, one of five performances of 500-plus yards as an offense...(9/18) at NYG: Started at left guard...(9/26) vs. Atl.: Started at left tackle for the first time of the season as part of an offensive line that only allowed two sacks...(10/2) at SD: Started at left tackle for the second consecutive game...(10/16) vs. Car.: Started at left tackle on an offensive line that allowed just one sack and helped the offense record 523 yards of total offense, their second game of 500+ offensive yards...(10/30) vs. Sea.: Started at left guard...(11/6) at SF: Started at left guard and helped the offense post a season-high 571 total yards of offense – the seventh most in a single game in Saints history at the time and the third most in a game in the NFL in 2016...(11/13) vs. Den.: Started at left tackle on an offensive line that allowed just one sack in the game...(11/17) at Car.: Started at left guard...(11/27) vs. LAR: Started at left guard as part of an offensive line that paved the way for 555 total yards of offense, including 209 rushing yards...(12/4) vs. Det.: Started at left guard on an offensive line that allowed just one sack...(12/11) at TB: Started at left guard on an offensive line that allowed just one sack for the second straight game...(12/18) at Ari.: Started at left tackle and helped the offense record 488 yards of total offense...(12/24) vs. TB: Started at left tackle as part of an offensive line that allowed only two sacks...(1/1/17) at Atl.: Started at left tackle in the season finale and helped pave the way for 473 yards of total offense.

2015 (with NO): Played in 12 games as a rookie with eight starts, seeing action at multiple positions on the offensive line, including

left guard, left tackle and right tackle...Part of an offensive line that allowed just 32 sacks, tied for the eighth fewest in the NFL...Helped the Saints offense average 403.8 yards per game , the second most in the NFL...(9/13) at Ari.: Appeared in first NFL game in the season opener as a reserve blocker and on special teams...(9/20) vs. TB: Made first career start as an extra tackle in a jumbo package...(9/27) at Car.: Saw limited action on offense and special teams...(10/4) vs. Dal.: Saw action as a reserve offensive lineman and participated on special teams...(10/11) at Phi.: Made first career start at left tackle...(10/15) vs. Atl.: Started at left tackle, but left in first series with a knee injury...(10/25) at Ind.: Inactive...(11/1) vs. NYG: Inactive...(11/8) vs. Ten.: Active but did not play...(11/15) at Was.: Saw action

primarily on special teams and at left tackle in the fourth quarter...(11/29) at Hou.: Made first career start at left guard...(12/6) vs. Car.: Started at left guard...(12/13) at TB: Started at left guard on an offensive line that allowed just two sacks in the game...(12/21) vs. Det.: Started at left guard and saw first action at right tackle...(12/27) vs. Jax.: Made first career start at right tackle in place of an injured Zach Strief and blocked for an offense that gained 537 total net yards and surrendered only one sack...(1/3/16) at Atl.: Inactive.

COLLEGE: Played three seasons at Stanford (2012-14), appearing in 40 career contests with 27 starts at left tackle...As a junior, started all 13 games, anchoring the left side of an offensive line ranked 18th nationally in fewest tackles for loss allowed per game (4.62) and 42nd in fewest sacks allowed per game (1.77)...Named a first-team All-American by ESPN.com, The Sporting News and SI.com, second-team All-American by the Associated Press, Walter Camp and CBS Sports, an All-Pac-12 first-team selection and an Outland Trophy semifinalist...Was one of two Morris Trophy winners, given annually to the most outstanding offensive and defensive linemen in the Pac-12 Conference...As a sophomore, started all 14 games, anchoring the left side of one of the nation's top offensive lines, as the Cardinal ranked 11th in fewest sacks allowed per game (1.14) and fewest tackles for loss allowed per game (4.14)...Was an SI.com All-American honorable mention selection and Athlon Sports All-Pac-12 first-team selection...As a freshman, played in all 13 games and rotated throughout season at left tackle.

PERSONAL: Attended Corona del Sol high school in Tempe, Ariz., where he was a USA Today, Parade, SuperPrep and PrepStar All-American...Named nation's top recruit by The Sporting News...Selected to play in Under Armour All-American and U.S. Army All-American All-Star games...Also lettered in basketball and led school to Division 1 State Championship as a senior...Father, Todd, played six seasons for the St. Louis/Phoenix Cardinals (1987-89) and Los Angeles Raiders (1990, 1992-1993)...Older brother, Todd, played football at Nebraska.

ADDITIONAL STATISTICS: Fumble recoveries – 1 in 2015, 1 in 2020. NFL Totals— 2.

ANDRUS PEAT'S NFL REGULAR SEASON STATISTICS

DATE	TEAM	GP	GS
2015	Saints	12	8
2016	Saints	15	15
2017	Saints	15	14
2018	Saints	13	13
2019	Saints	10	10
2020	Saints	13	13
2021	Saints	6	6
2022	Saints	11	11
2023	Saints	16	12
2024	Raiders	14	1
NFL TOTALS		125	103

ANDRUS PEAT'S NFL POSTSEASON STATISTICS

DATE	TEAM	GP	GS
2017	Saints	1	1
2018	Saints	2	2
2019	Saints	1	1
2020	Saints	2	2
NFL TOTALS		6	6

ANDRUS PEAT'S 2024 GXG REGULAR-SEASON STATISTICS (RAIDERS)

DATE	OPPONENT	P/S	W/L	SCORE
09/08	at Chargers	P	L	10-22
09/15	at Ravens	S	W	26-23
09/22	Panthers	P	L	22-36
09/29	Browns	P	W	20-16
10/06	at Broncos	P	L	18-34
10/13	Steelers	P	L	13-32
10/20	at Rams	P	L	15-20
10/27	Chiefs	P	L	20-27
11/03	at Bengals	P	L	24-41
11/17	at Dolphins	P	L	19-34
11/24	Broncos	P	L	19-29
11/29	at Chiefs	P	L	17-19
12/08	at Buccaneers	P	L	13-28
12/16	Falcons		L	9-15
12/22	Jaguars	P	W	19-14
2024 TOTALS		14-1	3-12	

ON INACTIVE LIST

ANDRUS PEAT'S 2023 GXG REGULAR-SEASON STATISTICS (SAINTS)

DATE	OPPONENT	P/S	W/L	SCORE
09/10	Titans	P	W	16-15
09/18	at Panthers	P	W	20-17
09/24	at Packers	P	L	17-18
10/01	Buccaneers	S	L	9-26
10/08	at Patriots		W	34-0
10/15	at Texans	P	L	13-20
10/19	Jaguars	S	L	24-31
10/29	at Colts	S	W	38-27
11/05	Bears	S	W	24-17
11/12	at Vikings	S	L	19-27
11/26	at Falcons	S	L	15-24
12/03	Lions	S	L	28-33
12/10	Panthers	S	W	28-6
12/17	Giants	S	W	24-6
12/21	at Rams	S	L	22-30
12/31	at Buccaneers	S	W	23-13
01/07	Falcons	S	W	48-17
2023 TOTALS		16-12	9-8	

ON INACTIVE LIST



ISAIAH POLA-MAO



POSITION: Safety

NFL SEASON: 3

HT/WT: 6-4/205

RAIDERS SEASON: 3

ACQUIRED: UDFA-'22

COLLEGE: USC

BORN: 06/30/99

HOMETOWN: Phoenix, Ariz.

TRANSACTIONS: Signed by Las Vegas Raiders as an undrafted free agent, May 12, 2022.

AT A GLANCE

Has played in 27 career games and totaled 32 tackles (23 solo), two sacks, three tackles for loss, one pass defended and one interception. In 2023, set single-season career highs in tackles (17), passes defended (one) and interceptions (one). Played four years at USC, playing in 32 games with 29 starts, totaling 178 tackles (129), nine tackles for loss, five interceptions, four fumble recoveries and one forced fumble.

2024: (9/8) at LAC: Played on defense and special teams...**(9/15) at Bal.:** Posted two tackles...**(9/22) vs. Car.:** Recorded two tackles (one solo)...**(9/29) vs. Cle.:** Started at safety and tallied six tackles (four), 1.0 sack, one tackle for loss, one quarterback hit and one pass defended...**(10/6) at Den.:** Finished with four tackles (three)...**(10/13) vs. Pit.:** Recorded seven tackles (three)...**(10/20) at LAR:** Led the team with seven tackles (six solo)...**(10/27) vs. KC:** Finished with two tackles (one

solo)...**(11/3) at Cin.:** Combined for seven tackles (four solo) and one pass defended...**(11/17) at Mia.:** Totaled three solo tackles...**(11/24) vs. Den.:** Finished with six tackles (three solo) and one pass defended...**(12/8) at TB:** Finished with four tackles (two solo)...**(12/16) vs. Atl.:** Led the Raiders defense with a single-game career-high nine total tackles (six solo)...**(12/22) vs. Jac.:** Led the Raiders defense for the second consecutive week, this time with nine total tackles (six solo) and added two forced fumbles...He became just the second defensive back in Raiders history (since 1994) to record multiple forced fumbles in a single game - joining Charles Woodson (3 times) - the first time since 2013.

2023: Appeared in 16 games and posted 17 tackles (12 solo), 1.0 sack, one tackle for loss, one pass defended and his first-career interception...Added three tackles on special teams...**(9/10) at Den.:** Saw action on special teams...**(10/30) at Det.:** Recorded one tackle and added one stop on special teams...**(11/5) vs. NYG:** Recorded two tackles (one) on defense and added one tackle on special teams...**(11/12) vs. NYJ:** Played on defense and special teams...**(11/19) at Mia.:** Stepped in for injured S Marcus Epps and finished with a single-game career-high seven tackles (four) and added one interception and one pass defended...Notched his first career interception on the first play of the third quarter, picking off Dolphins QB Tua Tagovailoa on the Raiders' 32-yard line...**(12/14) vs. LAC:** Recorded three tackles...**(1/7/24) vs. Den.:** Recorded two tackles, 1.0 sack, and one tackle for loss.

2022: Played in 11 games during his rookie season and totaled 15 tackles (11 solo), one sack and two tackles for loss...Spent Weeks 4-9 on the practice squad...Added five tackles (three) on special teams...**(9/11) at LAC:** Inactive...**(9/18) vs. Ari.:** Saw action on special teams...**(9/25) at Ten.:** Played on special teams...**(11/13) vs. Ind.:** Appeared on special teams...**(11/20) at Den.:** Recorded four tackles (three)...**(11/27) at Sea.:** Saw action on defense...**(12/4) vs. LAC:** Tallied five tackles, one sack and one tackle for loss...**(12/8) at LAR:** Recorded two tackles on defense...Added two stops (one) on special teams...**(12/18) vs. NE:** Posted one tackle on defense and appeared on special teams...**(12/24) at Pit.:** Recorded one tackle on special teams...**(1/1/23) vs. SF:** Recorded one tackle on defense...Added two tackles on special teams...**(1/7/23) vs. KC:** Recorded two tackles, including one for loss.

COLLEGE: Played four years at USC, playing in 32 games with 29 starts...Career totals include 178 tackles (129 solo), nine tackles for loss, five INTs, four fumble recoveries and one forced fumble...As a senior, played in 11 games with nine starts...Served as a captain...Ranked third on the team with 57 tackles (41) and had one fumble recovery...As a junior, started all six games and ranked third on the team with 40 tackles (19)...Posted 2.5 tackles for loss, five passes defended, a team-high three fumble recoveries and one INT...Tabbed for honorable mention All-Pac-12 honors, named second-team All-Pac-12 by the Associated Press and third-team All-Pac-12 by Pro Football Focus...Served as a captain...As a sophomore, played in 13 games with 12 starts...Racked up 73 tackles (45), 5.5 tackles for loss, 1.5 sacks and a team-leading four INTs...Recorded INTs in three-straight games...Named USC's Co-Defensive Perimeter Player of the Year...As a redshirt freshman, played in two games before missing the remainder of the season due to injury...Started first two games of collegiate career, posting eight tackles (four) and one pass defended.

PERSONAL: Attended Mountain Pointe High School in Phoenix, Ariz. ...As a senior, played wide receiver and safety...Named 2016 PrepStar All-American, Max Preps All-American First Team, Tacoma News-Tribune Western-100, Orange County Register Feb-15 Second Team, USA Today All-Arizona First Team and All-East Valley Tribune Defensive Player of the Year...Credited with 100 tackles, 10 INTs for three TDs, 18 passes defended and two forced fumbles...Also had 28 receptions for 646 yards and nine TDs...As a junior, named USA Today All-Arizona First Team...Notched 98 tackles and four INTs...Also caught 27 passes for 435 yards with five TDs...As a sophomore, named USA Today All-Arizona First Team after recording 35 tackles and seven INTs...Also played basketball and ran truck...Father, Tracey, played football at San Diego State and professionally in the Arena Football League...Uncle, Troy Polamalu, was inducted into the Pro Football Hall of Fame in 2020...Great uncle, Kennedy Polamalu, is currently the Raiders' running backs coach.

ADDITIONAL STATISTICS: Special teams tackles – 5 in 2022. NFL Totals: 5.

SINGLE-GAME HIGHS: TACKLES: Total – 5, 12/4/22 vs. LAC. Solo – 5, 12/4/22 vs. LAC. Sacks – 1, 5, 12/4/22 vs. LAC.

ISAIAH POLA-MAO'S NFL REGULAR SEASON DEFENSIVE STATISTICS

DATE	TEAM	GP	GS	TACKLES							INTERCEPTIONS					O. FUMB				ST					MISC		
				TK	S	A	TFL	YDS	SK	YDS	QBH	NO	YDS	LG	TD	PD	FF	FR	TD	YDS	TK	S	A	FF	FR	S	A
2022	Raiders	11	0	15	11	4	2	11	1.0	9.0	2	0	0	0	0	0	0	0	0	0	5	3	2	0	0	0	0
2023	Raiders	16	0	17	12	5	1	7	1.0	7.0	1	1	0	0	0	1	0	0	0	0	3	2	1	0	0	0	0
2024	Raiders	15	12	74	49	25	1	8	1.0	8.0	1	0	0	0	0	3	2	0	0	0	2	1	1	0	0	0	0
NFL TOTALS		42	12	106	72	34	4	26	3.0	24.0	4	1	0	0	0	4	2	0	0	0	10	6	4	0	0	0	0

SINGLE-GAME HIGHS: DEFENSIVE

Total Tackles	9 vs. Jacksonville Jaguars, Dec 22, 2024 ...1 more at 9.	Forced Fumbles	2 vs. Jacksonville Jaguars, Dec 22, 2024
Solo Tackles	6 vs. Jacksonville Jaguars, Dec 22, 2024 ...2 more at 6.	Tackles For Loss	1 vs. Cleveland Browns, Sep 29, 2024 ...3 more at 1.
Sacks	1.0 vs. Cleveland Browns, Sep 29, 2024 ...2 more at 1.0.	Interceptions	1 at Miami Dolphins, Nov 19, 2023
Passes Defensed	1 vs. Denver Broncos, Nov 24, 2024 ...3 more at 1.	Special Teams Tackles	2 vs. Jacksonville Jaguars, Dec 22, 2024 ...2 more at 2.

ISAIAH POLA-MAO'S 2024 GXG REGULAR-SEASON STATISTICS (RAIDERS)

DATE	OPPONENT	P/S	TACKLES							INTERCEPTIONS					O. FUMB				ST					MISC			W/L	SCORE				
			TK	S	A	SK	YDS	TFL	YDS	QBH	NO	YDS	LG	TD	PD	FF	FR	TD	YDS	TK	S	A	FF	FR	S	A						
09/08	at Chargers	P	0	0	0	0.0	0.0	0	0	0	0	0	0	0	0	0	0	0	0	0	0	0	0	0	0	L	10-22					
09/15	at Ravens	P	2	2	0	0.0	0.0	0	0	0	0	0	0	0	0	0	0	0	0	0	0	0	0	0	0	W	26-23					
09/22	Panthers	P	2	1	1	0.0	0.0	0	0	0	0	0	0	0	0	0	0	0	0	0	0	0	0	0	0	L	22-36					
09/29	Browns	S	6	4	2	1.0	8.0	1	8	1	0	0	0	0	1	0	0	0	0	0	0	0	0	0	0	W	20-16					
10/06	at Broncos	S	4	3	1	0.0	0.0	0	0	0	0	0	0	0	0	0	0	0	0	0	0	0	0	0	0	L	18-34					
10/13	Steelers	S	8	4	4	0.0	0.0	0	0	0	0	0	0	0	0	0	0	0	0	0	0	0	0	0	0	L	13-32					
10/20	at Rams	S	7	6	1	0.0	0.0	0	0	0	0	0	0	0	0	0	0	0	0	0	0	0	0	0	0	L	15-20					
10/27	Chiefs	S	2	1	1	0.0	0.0	0	0	0	0	0	0	0	0	0	0	0	0	0	0	0	0	0	0	L	20-27					
11/03	at Bengals	S	7	4	3	0.0	0.0	0	0	0	0	0	0	0	1	0	0	0	0	0	0	0	0	0	0	L	24-41					
11/17	at Dolphins	S	3	3	0	0.0	0.0	0	0	0	0	0	0	0	0	0	0	0	0	0	0	0	0	0	0	L	19-34					
11/24	Broncos	S	6	3	3	0.0	0.0	0	0	0	0	0	0	0	1	0	0	0	0	0	0	0	0	0	0	L	19-29					
11/29	at Chiefs	S	5	4	1	0.0	0.0	0	0	0	0	0	0	0	0	0	0	0	0	0	0	0	0	0	0	L	17-19					
12/08	at Buccaneers	S	4	2	2	0.0	0.0	0	0	0	0	0	0	0	0	0	0	0	0	0	0	0	0	0	0	L	13-28					
12/16	Falcons	S	9	6	3	0.0	0.0	0	0	0	0	0	0	0	0	0	0	0	0	0	0	0	0	0	0	L	9-15					
12/22	Jaguars	S	9	6	3	0.0	0.0	0	0	0	0	0	0	0	0	2	0	0	0	2	1	1	0	0	0	W	19-14					
2024 TOTALS		15-12	74	49	25	1.0	8.0	1	8	1	0	0	0	0	3	2	0	0	0	2	1	1	0	0	0	0	0	0	0	0	0	3-12

ISAIAH POLA-MAO'S 2023 GXG REGULAR-SEASON STATISTICS (RAIDERS)

DATE	OPPONENT	P/S	TACKLES							INTERCEPTIONS					O. FUMB				ST					MISC			W/L	SCORE				
			TK	S	A	SK	YDS	TFL	YDS	QBH	NO	YDS	LG	TD	PD	FF	FR	TD	YDS	TK	S	A	FF	FR	S	A						
09/10	at Broncos	P	0	0	0	0.0	0.0	0	0	0	0	0	0	0	0	0	0	0	0	0	0	0	0	0	0	0	W	17-16				
09/17	at Bills	P	0	0	0	0.0	0.0	0	0	0	0	0	0	0	0	0	0	0	0	0	0	0	0	0	0	0	L	10-38				
09/24	Steelers	P	0	0	0	0.0	0.0	0	0	0	0	0	0	0	0	0	0	0	0	0	0	0	0	0	0	0	L	18-23				
10/01	at Chargers		ON INACTIVE LIST																											L	17-24	
10/09	Packers	P	0	0	0	0.0	0.0	0	0	0	0	0	0	0	0	0	0	0	0	0	0	0	0	0	0	0	W	17-13				
10/15	Patriots	P	0	0	0	0.0	0.0	0	0	0	0	0	0	0	0	0	0	0	0	0	0	0	0	0	0	0	W	21-17				
10/22	at Bears	P	2	1	1	0.0	0.0	0	0	0	0	0	0	0	0	0	0	0	0	0	0	0	0	0	0	0	L	12-30				
10/30	at Lions	P	1	1	0	0.0	0.0	0	0	0	0	0	0	0	0	0	0	0	0	1	0	1	0	0	0	0	L	14-26				
11/05	Giants	P	2	1	1	0.0	0.0	0	0	0	0	0	0	0	0	0	0	0	0	1	1	0	0	0	0	0	W	30-6				
11/12	Jets	P	0	0	0	0.0	0.0	0	0	0	0	0	0	0	0	0	0	0	0	0	0	0	0	0	0	0	W	16-12				
11/19	at Dolphins	P	7	4	3	0.0	0.0	0	0	0	1	0	0	0	1	0	0	0	0	0	0	0	0	0	0	0	L	13-20				
11/26	Chiefs	P	0	0	0	0.0	0.0	0	0	0	0	0	0	0	0	0	0	0	0	0	0	0	0	0	0	0	L	17-31				
12/10	Vikings	P	0	0	0	0.0	0.0	0	0	0	0	0	0	0	0	0	0	0	0	0	0	0	0	0	0	0	L	0-3				
12/14	Chargers	P	3	3	0	0.0	0.0	0	0	0	0	0	0	0	0	0	0	0	0	0	0	0	0	0	0	0	W	63-21				
12/25	at Chiefs	P	0	0	0	0.0	0.0	0	0	0	0	0	0	0	0	0	0	0	0	0	0	0	0	0	0	0	W	20-14				
12/31	at Colts	P	0	0	0	0.0	0.0	0	0	0	0	0	0	0	0	0	0	0	0	0	0	0	0	0	0	0	L	20-23				
01/07	Broncos	P	2	2	0	1.0	7.0	1	7	1	0	0	0	0	0	0	0	0	0	1	1	0	0	0	0	0	W	27-14				
2023 TOTALS		16-0	17	12	5	1.0	7.0	1	7	1	1	0	0	0	1	0	0	0	0	3	2	1	0	0	0	0	0	0	0	0	0	8-9



JACKSON POWERS-JOHNSON

58

POSITION: Guard
HT/WT: 6-3/328
ACQUIRED: D2-'24
BORN: 01/23/03

NFL SEASON: R
RAIDERS SEASON: R
COLLEGE: Oregon
HOMETOWN: Draper, Utah

TRANSACTION: Selected by Las Vegas Raiders in the second round (44th overall) of the 2024 Draft, April 26, 2024.

AT A GLANCE

Played in 36 career games over three seasons at Oregon (2021-23) and allowed zero sacks in 997 career offensive snaps.
As a junior in 2023, became the first player in program history and the first Pac-12 player ever to win the Rimington Trophy as the nation's best center.
A 2023 unanimous All-American - the fifth unanimous all-American in program history, earning first-team honors from the AFCA, Associated Press, FWAA, Sporting News and Walter Camp.
As a junior in 2023, started in 13 games at center and led all FBS centers in overall (84.3) and run-blocking (85.2) grade according to Pro Football Focus while ranking second in pass-blocking grade (90.6).

2024: (9/8) at LAC: Inactive...(9/15) **at Bal.:** Inactive...(9/22) **vs. Car.:** Rotated with Dylan Parham at right guard and was part of an offensive line that allowed time for QB Gardner Minshew II to pass for 219 yards and one touchdown...(9/29) **vs. Cle.:** Started at left guard and helped pave the way for a season-high 152 rushing yards...(10/6) **at Den.:** Started at left guard and was part of an offensive line that helped the Raiders offense produce 115 rushing yards and mark the second straight game with 100+ rushing yards...(10/13) **vs. Pit.:** Started at left guard and was part of an offensive line that allowed QB Aidan O'Connell to pass for 227 passing yards and one touchdown...(10/20) **at LAR:** Started at left guard and was part

of an offensive line that helped the Raiders offense produce 122 rushing yards, the second most in a single game for the Silver and Black this season only behind Week 4 vs. CLE (152)...(10/27) **vs. KC:** Started at left guard and allowed time for Gardner Minshew to complete 24-of-30 (80.0%) passes for 209 yards and two touchdowns...(11/3) **at Cin.:** Started at center and helped the offense record 198 total yards...(11/17) **at Mia.:** Started at center and was part of an offense that finished with 328 total net yards, including 268 passing yards and 60 rushing yards...(11/24) **vs. Den.:** Started at center and helped pave a way for our offense to averaged 4.3 yards per rush, the third best mark in a single game in 2024...(11/29) **at KC:** Started at center and helped the Raiders finish with 434 total net yards of offense, including 318 net passing yards and 118 rushing yards, the most in a single game this season and the most since Week 17 of 2022 (500 vs. SF)...(12/8) **at TB:** Started at center and was part of an offense that finished with 286 total net yards of offense, including 195 net passing yards and 91 rushing yards...(12/15) **vs. ATL:** Started at Center and was part of an offense that finished with 249 total net yards, including 208 net passing yards and 65 rushing yards.

COLLEGE: Played three seasons (2021-23) at the University of Oregon, appearing in 36 career games at guard, center and even defensive line...Saw action in 997 total offensive snaps, allowing zero sacks in his career...As a junior in 2023, became the first player in program history and the first Pac-12 player ever to win the Rimington Trophy as the nation's best center...Started in 13 games at center and led all FBS centers in overall (84.3) and run-blocking (85.2) grade according to Pro Football Focus while ranking second in pass-blocking grade (90.6)... Allowed just one pressure and zero sacks in 471 pass-blocking opportunities...Part of an offensive line that only allowed five total sacks, the fewest in the nation as well as 44.0 tackles for loss allowed, tied for third in the country...Helped pave the way for an Oregon offense that led the nation in passing offense (346.9 YPG) while ranking second in scoring offense (44.2 PPG), second in total offense (531.4 YPG) and 30th in rushing offense (184.5 YPG)... Led the Ducks with 37 total knockdowns on the season...Earned a pass-blocking grade of 80.0 or better in eight of 13 games played and did not allow a pressure in any of his last 10 games played...Received a 78.0 overall grade and an 81.7 pass-blocking grade from PFF while helping Oregon rack up 348 rushing yards en route to a modern-day program record 81 points against Portland State...Logged a season-best 79.5 overall grade from PFF and an 83.8 pass-blocking grade, allowing zero pressures for the first of 10 consecutive games and racked up a season-high five knockdowns against Hawai'i...Named the Pac-12 Offensive Lineman of the Week after earning an 82.6 pass-blocking grade from PFF and racking up four knockdowns against No. 19 Colorado...Posted a season-best 78.4 run-blocking grade from PFF while paving the way for 248 rushing yards for the Ducks against Washington State...Received second Pac-12 Offensive Lineman of the Week award against No. 16 Oregon State after allowing zero pressures and earning a season-best 85.0 pass-blocking grade from PFF...Notched a 79.4 pass-blocking grade, 75.1 overall grade and 71.4 run-blocking grade in the Pac-12 Championship Game against No. 3 Washington (Dec. 1)...As a sophomore in 2022, played in 12 of 13 games and appeared in 400 offensive snaps including 350 snaps at right guard, 44 at center, five at right tackle and one at left guard, allowing just two total pressures and zero sacks...According to Pro Football Focus, ranked first in overall grade (84.1), second in run-blocking grade (86.2) and third in pass-blocking grade (84.7)...Part of an Oregon offensive line that led the nation with just five sacks allowed, the fewest allowed by a non-triple option team in a full season since 2015...Oregon also tied for 12th in the nation with just 52.0 tackles for loss allowed...Helped pave the way for an Oregon offense that finished as the only team in the nation in the top 20 for both rushing offense (12th, 215.77 YPG) and passing offense (17th, 284.8 YPG)...Played 47 offensive snaps – 27 at right guard and 20 at center – and earned a 79.1 overall grade from PFF as Oregon amassed 604 total yards and set a program record with 40 first downs against Eastern Washington...Played 21 snaps at right guard against Stanford, earning a 76.6 run-blocking grade while helping the Ducks rush for a season-high 351 yards on 9.49 yards per carry, the program's highest mark since 2013 and highest against a FBS team since at least 1971...Earned a season-best 80.2 overall grade from PFF at Arizona while playing 28 snaps, helped UO rush for seven touchdowns, the program's most in a game since 2017 and most against a FBS team since 2012...Played a season-high 77 snaps against No. 25 Washington, earning a season-best 87.0 pass-blocking grade from PFF...Played in 11 games as a true freshman (2021), pending the season on the offensive line before transitioning to the defensive line for the Valero Alamo Bowl... Earned a 70.1 overall offensive grade and an 85.9 pass-blocking grade by Pro Football Focus as part of an offensive line that ranked in the top 25 nationally with 202.26 rushing yards per game and tied for sixth with 36 rushing touchdowns...Played 207 total snaps, including 126 on offense, 50 on special teams and 31 on defense...Played 80 snaps at right guard, 26 at left guard and 20 at center.

PERSONAL: Attended Corner Canyon High School in Draper, Utah... A four-year letterman and three-year team captain...In four years, helped Corner Canyon to a 51-1 record and three straight state championships, including back-to-back 6A state championships in 2019 and 2020 and a 5A state title in 2018...Two-time first team all-state pick, three-time first-team All-6A Region 4 selection and one-time second-team All-6A Region 4 pick... Played on both sides of the ball – on defense finished career with 124 tackles (42 solo), 20.0 tackles for loss, 7.5 sacks, seven hurries, two interceptions, eight passes deflected and a forced fumble...Earned first-team Deseret News 6A All-State honors as an offensive lineman following senior season...Also lettered three times in baseball and wrestling.

JACKSON POWERS-JOHNSON'S NFL REGULAR SEASON STATISTICS

DATE	TEAM	GP	GS
2024	Raiders	13	12
NFL TOTALS		13	12

JACKSON POWERS-JOHNSON'S 2024 GXG REGULAR-SEASON STATISTICS (RAIDERS)

DATE	OPPONENT	P/S		W/L	SCORE
09/08	at Chargers		ON INACTIVE LIST	L	10-22
09/15	at Ravens		ON INACTIVE LIST	W	26-23
09/22	Panthers	P		L	22-36
09/29	Browns	S		W	20-16
10/06	at Broncos	S		L	18-34
10/13	Steelers	S		L	13-32
10/20	at Rams	S		L	15-20
10/27	Chiefs	S		L	20-27
11/03	at Bengals	S		L	24-41
11/17	at Dolphins	S		L	19-34
11/24	Broncos	S		L	19-29
11/29	at Chiefs	S		L	17-19
12/08	at Buccaneers	S		L	13-28
12/16	Falcons	S		L	9-15
12/22	Jaguars	S		W	19-14
2024 TOTALS		13-12		3-12	



WILL PUTNAM

67

POSITION: Center

NFL SEASON: R

HT/WT: 6-4/301

RAIDERS SEASON: R

ACQUIRED: UDFA-'24

COLLEGE: Clemson

BORN: 08/13/00

HOMETOWN: Tampa, Fla.

TRANSACTIONS: Signed by Las Vegas Raiders as an undrafted free agent, May 9, 2024.

COLLEGE: Two-time All-ACC selection and four-year starter along the offensive line, including two seasons at guard in 2020-21 and two all-conference campaigns at center in 2022 and 2023...Exited as Clemson's career leader in games played by an offensive lineman (60)...Started the final 49 games of his career...Finished with a 54-13 record in his tenure, including three ACC titles, three bowl wins, two College Football Playoff berths and a national title game appearance...In 2023, started all 13 games at center and was named a third team All-ACC selection...Named a team captain...Helped the Tigers surpass both 200 passing yards and 200 rushing yards at Duke...Blocked as Clemson amassed 679 yards of offense and 37 first downs against Charleston Southern...Part of an offensive line that did not allow a sack against Florida Atlantic...Paved the way for RB Phil Mafah to rush for a career-high 186 yards against No. 12 Notre Dame...Earned both ACC Offensive Lineman of the Week and Outland Trophy National Player of the Week...Named ACC Offensive Lineman of the Week after helping the Tigers produce 466 yards and allow zero sacks against No. 20 North Carolina...Made his 49th career start against Kentucky in the Gator Bowl, tying for the second-most career starts by an offensive lineman in school history...In 2022, started all 14 games at center...Named a third-team All-ACC selection in his first year at center...Made his first start at center at Georgia Tech...Allowed time for QB DJ Uiagalelei to set a new career high in passer rating against Furman...Paved the way for 241 passing yards against Louisiana Tech, collecting ACC Offensive Lineman of the Week honors...Blocked for an offense that recorded 559 yards at No. 21 Wake Forest...Part of an offensive line that did not allow a sack against No. 10 NC State...Paved the way for the Tigers to rush for a season-high 293 yards against No. 14 Syracuse...Helped the offense record 248 rushing yards against Louisville...Earned his second ACC Offensive Lineman of the Week honor against Miami...Part of an offensive line that held No. 24 North Carolina without a sack during the ACC Championship Game...In 2021, started in all 10 games in which he appeared...Named a third team all-conference pick by Phil Steele...Shared team offensive player of the game honors against SC State...Helped pave the way for RB Will Shipley's 128 rushing yards against Florida State...Earned offensive player of the game honors after the Tigers produced season highs in total yards (543) and rushing yards (333) while allowing zero sacks against Wake Forest...In 2020, started all 12 games and helped Clemson led the ACC as the only team to allow fewer than two sacks per game...Made first career start at Wake Forest and helped the offense total 561 yards of offense...Part of an offense that accumulated 671 yards and 73 points in the largest conference win in ACC history against Georgia Tech...Blocked for RB Travis Etienne's three-touchdown performance against Syracuse...Helped protect QB Trevor Lawrence during his 403-yard passing performance against Pitt...Blocked for an offense that produced 541 yards of offense in ACC Championship Game against No. 2 Notre Dame...In 2019, appeared in 11 games on the offensive line...Made collegiate debut against Georgia Tech...Part of an offensive line that blocked for the Tigers' 551-yard performance with 298 rushing yards at Louisville

PERSONAL: Attended Plant High School in Tampa, Fla. his final two years...Played at Glenwood High School in Chatham, Ill. as a freshman and sophomore...A consensus four-star recruit and National top 120 player...Selected to US Army All-American game...Helped Plant High to 11-2 season in 2018...Played both on offense and defense throughout his career...In addition to playing offensive line, recorded 63 tackles on defense in 2018 with eight tackles for loss and five sacks...Posted 31 tackles, including 3.5 tackles for loss in 2016 at Glenwood High...Outstanding wrestler who competed in state heavyweight tournament as a freshman at Glenwood in 2016...Was the Florida state champion as a heavyweight in 2018 with a 25-0 record for the season.

WILL PUTNAM'S NFL REGULAR SEASON STATISTICS

DATE	TEAM	GP	GS
2024	Raiders	0	0
NFL TOTALS		0	0

WILL PUTNAM'S 2024 GXG REGULAR-SEASON STATISTICS (RAIDERS)

DATE	OPPONENT	P/S		W/L	SCORE
09/08	at Chargers		PRACTICE SQUAD	L	10-22
09/15	at Ravens		PRACTICE SQUAD	W	26-23
09/22	Panthers		PRACTICE SQUAD	L	22-36
09/29	Browns		PRACTICE SQUAD	W	20-16
10/06	at Broncos		PRACTICE SQUAD	L	18-34
10/13	Steelers		PRACTICE SQUAD	L	13-32
10/20	at Rams		PRACTICE SQUAD	L	15-20
10/27	Chiefs		PRACTICE SQUAD	L	20-27
11/03	at Bengals		PRACTICE SQUAD	L	24-41
11/17	at Dolphins		PRACTICE SQUAD	L	19-34
11/24	Broncos		PRACTICE SQUAD	L	19-29
11/29	at Chiefs		PRACTICE SQUAD	L	17-19
12/08	at Buccaneers		PRACTICE SQUAD	L	13-28
12/16	Falcons		PRACTICE SQUAD	L	9-15
12/22	Jaguars		PRACTICE SQUAD	W	19-14
2024 TOTALS		0-0		3-12	



DECAMERION RICHARDSON

25

POSITION: Cornerback
HT/WT: 6-2/188
ACQUIRED: D4-'24
BORN: 03/16/01

NFL SEASON: R
RAIDERS SEASON: R
COLLEGE: Mississippi State
HOMETOWN: Cullen, La.

TRANSACTIONS: Selected by Las Vegas Raiders in the fourth round (112th overall) of the 2024 NFL Draft, April 27, 2024

AT A GLANCE

Played in 45 games with 26 starts over four seasons at Mississippi State (2020-23) and totaled 177 tackles (106 solo), two tackles for loss, one sack, 10 passes defended, and one fumble recovery returned for a TD.
 Led all SEC cornerbacks in tackles in 2022 (79) and 2023 (85).
 Earned a 90.3 tackle grade by Pro Football Focus as a senior in 2023, the best grade among SEC cornerbacks and third-best nationally.

2024: (9/8) at LAC: Inactive...(9/15) **at Bal.:** Inactive...(9/22) **vs. Car.:** Inactive...(9/29) **vs. Cle.:** Inactive...(10/6) **at Den.:** Inactive...(10/13) **vs. Pit.:** Saw action on special teams...(10/20) **at LAR:** Recorded a solo tackle on defense...(10/27) **vs. KC:** Saw action on defense and special teams...(11/3) **at Cin.:** Posted an assisted tackle on special teams...(11/17) **at Mia.:** Finished with five tackles (two solo)...(11/24) **vs. Den.:** Led the team with a single-game career-high eight total tackles (five solo) and added

one pass defended...His eight tackles are the fifth most in a single game in Raiders history by a rookie cornerback - the most since Week 2 of 2023 (Jakorian Bennett, 9 tackles)...(12/8) **at TB:** Totaled five tackles (three solo)...(12/16) **vs. Atl.:** Posted three tackles (one solo)...(12/22) **vs. Jac.:** Totaled two solo tackles on defense, including one tackle for loss.

COLLEGE: Spent four years at Mississippi State (2020-23), appearing in 45 games with 26 starts...Recorded 177 tackles (106 solo), two tackles for loss, one sack, 10 passes defended and one fumble recovery...Led all SEC corners in tackles from 2022-23...In 2023, led all SEC corners with 79 tackles (43)...Added one sack and seven passes defended...Finished third on the team in tackles for the second-consecutive season...Recorded five games with at least eight tackles...According to PFF, earned the best tackle grade (90.3) among SEC cornerbacks while also ranking fourth in total defensive grade (86.4)...Recorded five tackles against Southeast Louisiana...Tallied nine tackles (seven) and one pass defended against Arizona...Posted eight tackles against LSU... Recorded two tackles at South Carolina...Posted five tackles against Alabama...Recorded nine tackles against Western Michigan...Recorded five tackles and registered the first sack of his career at Arkansas...Posted four tackles and one pass defended at Auburn...Tied a career-high with two passes defended and added five tackles against Kentucky...Logged six tackles at Texas A&M...Recorded a career-high 12 tackles and tied a career-high two passes defended against Southern Mississippi...Recorded nine tackles and one pass defended against Ole Miss...In 2022, started in all 13 games and totaled 85 tackles and three passes defended...Recorded three tackles and one pass defended against Memphis...Posted three tackles and tied with a team-leading two passes defended at Arizona...Led the team with a career-high 11 tackles (seven) at LSU...Recorded four tackles against Bowling Green...Tallied nine tackles (five) and returned a blocked field goal 50 yards for a touchdown against Texas A&M...Recorded seven tackles against Arkansas...Finished with 11 tackles at Kentucky...Logged four tackles at Alabama...Recorded 10 tackles at Georgia...Made one tackle against East Tennessee State...Recorded 10 tackles at Ole Miss...Posted seven tackles at Illinois...As a sophomore in 2021, appeared in 13 games with one start and recorded 15 tackles...Recorded his first career tackle against Louisiana Tech... Posted one tackle against Texas A&M...Posted one tackle against Alabama...Logged one tackle against Vanderbilt...Recorded one tackle at Kentucky...Posted one tackle at Arkansas...Registered three tackles at Tennessee State...Finished with a season-high four tackles in his first career start in the 2021 Liberty Bowl against Texas Tech...As a true freshman in 2020, appeared in seven games...Made his collegiate debut against Arkansas.

PERSONAL: Attended Bossier (La.) High School, where he was named All-District 1-3A first team at both running back and cornerback as a senior...Also lettered in track and field...Finished second in 100 meters (10.75), third in the 200 meters (21.63), and second in the high jump (6-0) at Louisiana 3A-4A-5A state track meet.

DECAMERION RICHARDSON'S NFL REGULAR SEASON DEFENSIVE STATISTICS

DATE	TEAM	GP	GS	TACKLES					INTERCEPTIONS					O. FUMB				ST			MISC						
				TK	S	A	TFL	YDS	SK	YDS	QBH	NO	YDS	LG	TD	PD	FF	FR	TD	YDS	TK	S	A	FF	FR	S	A
2024	Raiders	10	5	29	19	10	1	1	0.0	0.0	0	0	0	0	0	2	0	0	0	0	1	0	1	0	0	0	0
NFL TOTALS		10	5	29	19	10	1	1	0.0	0.0	0	0	0	0	2	0	0	0	0	1	0	1	0	0	0	0	

SINGLE-GAME HIGHS: DEFENSIVE

Total Tackles 8 vs. Denver Broncos, Nov 24, 2024
 5 at Tampa Bay Buccaneers, Dec 08, 2024
 ...2 more at 5.

Solo Tackles 5 at Kansas City Chiefs, Nov 29, 2024
 ...1 more at 5.


Passes Defended 1 vs. Denver Broncos, Nov 24, 2024
 ...1 more at 1.

DECAMERION RICHARDSON'S 2024 GXG REGULAR-SEASON STATISTICS (RAIDERS)

DATE	OPPONENT	P/S	TACKLES							INTERCEPTIONS					O. FUMB				ST				MISC		W/L	SCORE		
			TK	S	A	SK	YDS	TFL	YDS	QBH	NO	YDS	LG	TD	PD	FF	FR	TD	YDS	TK	S	A	FF	FR			S	A
09/08	at Chargers									ON INACTIVE LIST																	L	10-22
09/15	at Ravens									ON INACTIVE LIST																	W	26-23
09/22	Panthers									ON INACTIVE LIST																	L	22-36
09/29	Browns									ON INACTIVE LIST																	W	20-16
10/06	at Broncos									ON INACTIVE LIST																	L	18-34
10/13	Steelers	P	0	0	0	0.0	0.0	0	0	0	0	0	0	0	0	0	0	0	0	0	0	0	0	0	0	0	L	13-32
10/20	at Rams	P	1	1	0	0.0	0.0	0	0	0	0	0	0	0	0	0	0	0	0	0	0	0	0	0	0	0	L	15-20
10/27	Chiefs	P	0	0	0	0.0	0.0	0	0	0	0	0	0	0	0	0	0	0	0	0	0	0	0	0	0	0	L	20-27
11/03	at Bengals	P	0	0	0	0.0	0.0	0	0	0	0	0	0	0	1	0	0	0	0	1	0	1	0	0	0	0	L	24-41
11/17	at Dolphins	P	5	2	3	0.0	0.0	0	0	0	0	0	0	0	0	0	0	0	0	0	0	0	0	0	0	0	L	19-34
11/24	Broncos	S	8	5	3	0.0	0.0	0	0	0	0	0	0	0	1	0	0	0	0	0	0	0	0	0	0	0	L	19-29
11/29	at Chiefs	S	5	5	0	0.0	0.0	0	0	0	0	0	0	0	0	0	0	0	0	0	0	0	0	0	0	0	L	17-19
12/08	at Buccaneers	S	5	3	2	0.0	0.0	0	0	0	0	0	0	0	0	0	0	0	0	0	0	0	0	0	0	0	L	13-28
12/16	Falcons	S	3	1	2	0.0	0.0	0	0	0	0	0	0	0	0	0	0	0	0	0	0	0	0	0	0	0	L	9-15
12/22	Jaguars	S	2	2	0	0.0	0.0	1	1	0	0	0	0	0	0	0	0	0	0	0	0	0	0	0	0	0	W	19-14
2024 TOTALS		10-5	29	19	10	0.0	0.0	1	1	0	0	0	0	0	2	0	0	0	0	1	0	1	0	0	0	0	3-12	



DESMOND RIDDER



POSITION: Quarterback

NFL SEASON: 3

HT/WT: 6-3/207

RAIDERS SEASON: 1

ACQUIRED: FA-'24

COLLEGE: Cincinnati

BORN: 08/31/99

HOMETOWN: Louisville, KY

TRANSACTIONS: Selected by Atlanta Falcons in the third round of the 2022 NFL Draft on April 29, 2022...Acquired by Arizona Cardinals in a trade with Falcons, Mar. 14, 2024...Waived by Cardinals, Aug. 27, 2024...Re-signed by Cardinals to practice squad, Aug. 28, 2024...Signed by Las Vegas Raiders to active roster from the Cardinals practice squad, Oct. 22, 2024.

AT A GLANCE

- ✔ In his first three seasons in the NFL, played in 20 career games with 17 starts and completed 322-of-503 pass attempts for 3,544 yards and 14 TDs with a passer rating of 84.1. Added 257 rushing yards and five rushing TDs on 69 carries.
- ✔ In 2023, played in 15 games with 13 starts and completed 249-of-388 pass attempts for 2,836 yards, 12 TDs and an 83.4 passer rating while also rushing for 193 yards and five TDs on 53 carries.
- ✔ Started four games as a rookie in 2022 and became one of five QBs in NFL history (Tom Brady, Gardner Minshew II, Dak Prescott and C.J. Stroud) to not throw an INT in his first four NFL starts (min. 100 attempts).

Signed to the Raiders active roster in Week 8 of the 2024 season after spending the previous seven weeks on the Arizona Cardinals practice squad...Entered the NFL as a third-round draft selection of the Atlanta Falcons and spent two full seasons with the club from 2022-23...Has played in 20 career games with 17 starts and completed 322-of-503 pass attempts for 3,544 yards and 14 TDs with a passer rating of 84.1, while adding 257 rushing yards and five rushing TDs on 69 carries....In 2023, played in 15 games with 13 starts and completed 249-of-388 pass attempts for 2,836 yards, 12 TDs and an 83.4 passer rating, while also rushing for 193 yards and five TDs on 53 carries....In 2022, completed 73-of-115 pass attempts for 708

yards and two TDs as a rookie.

2024 (with Ari./LV): Signed to the Raiders active roster in Week 8 of the 2024 season after spending the previous seven weeks on the Arizona Cardinals practice squad...**(10/27) vs. KC:** Appeared on one snap on the offense...**(11/3) at Cin.:** Completed 11-of-16 (68.8%) passes for 74 yards and a touchdown...**(11/17) at Mia.:** Did not play...**(11/24) vs. Den.:** Came in late in the fourth quarter due to Gardner Minshew's injury...Completed 5-of-10 passes for 64 yards and a 70.4 passer rating...**(11/29) at KC:** Did not play...**(12/8) at TB:** Came in late in the third quarter due to Aidan O'Connell's injury...Completed 12-of-18 passes for 101 yards and 81.0 passer rating...**(12/15) vs. ATL:** Started at QB and completed 23-of-29 passes for 202 yards and 60.6 passer rating...Rushed five times for 28 yards.

2023 (with Atl.): Played in 15 games with 13 starts and completed 249-of-388 pass attempts (64.2%) for 2,836 yards and 12 TDs with a passer rating of 83.4... Added 193 rushing yards and five rushing TDs on 53 carries...**(9/10) vs. Car.:** Started season opener and completed 15-of-18 pass attempts (83.3%) for 115 yards and one TD...**(9/17) vs. GB:** Completed 19-of-32 pass attempts for 237 yards and one TD. Added 10 carries for a career-high 39 yards and one TD...**(10/8) vs. Hou.:** Surpassed 300 passing yards for the first time in his career as he finished with a career-high 28 completions for 329 yards and one TD. Also rushed for a seven-yard TD...**(10/15) vs. Was.:** Completed 28-of-47 for 307 yards and two TDs...**10/22) at TB:** Completed 19-of-25 pass attempts for 250 yards and had six carries for 38 yards and a TD...**(12/10) vs. TB:** Had a career-high 347 passing yards and one TD on 26 completions...**(1/7) at NO:** Completed 22-of-30 pass attempts for 291 yards and two TDs; including a career-long 71-yard TD pass to RB Bijan Robinson and registered a career-high 111.9 passer rating.

2022 (with Atl.): Started all four games he appeared in and completed 73-of-115 pass attempts for 708 yards and two TDs to pair with 64 rushing yards on 16 carries...His 73 completions and 708 passing yards marked the most for any Falcons rookie QB in their first four starts in franchise history...One of five QBs (joining Tom Brady, Dak Prescott, Gardner Minshew II and C.J. Stroud) in NFL history to have not thrown an INT in the first four starts of their NFL career (min. 100 attempts)...**(12/18) at NO:** Started in his NFL debut...**(1/1) vs. Ari.:** Completed 19-of-26 pass attempts for 169 yards...**(1/8) vs. TB:** Completed 19-of-30 pass attempts for 224 yards and two TDs.

COLLEGE: Played five seasons at Cincinnati from 2017-21...Played in 50 games with 48 starts...Finished his college career with the third-most wins by a QB in college football history (44) and a perfect 26-0 record at home...Won back-to-back AAC Player of the Year awards (2020-21)...Left Cincinnati as the program record holder for total yards (12,418; 10,239 passing, 2,179 rushing), passing TDs (87) and rushing TDs by a QB (28)...Also ranks first in AAC history in total yards (?) and TDs (113)...In 2021, won the AAC Player of the Year award, finished eighth in Heisman Trophy voting, was named First Team All-AAC and became Cincinnati's first CoSIDA Academic All-America first-team honoree since 1997 after leading the Bearcats to a 13-1 record and the program's first ever College Football Playoff appearance...Completed 251-of-387 pass attempts (64.9%) for 3,334 yards and 30 TDs to pair with 335 rushing yards and six rushing TDs over 14 starts...In 2020, won the AAC Player of the Year award, the AAC Championship Most Outstanding Player award and was named first-team All-AAC after he started 10 games and finished 186-of-281 (66.2%) for 2,296 yards and 19 TDs in addition to 592 yards on 98 carries (6.0 avg.) and 12 rushing scores...His 12 rushing TDs were the second most among FBS QBs...Started 13 games in 2019 and completed 179-of-325 pass attempts for 2,164 yards and 18 TDs and added 144 carries for 650 yards (4.5 avg.) and five TDs...In 2018, won the AAC Rookie of the Year award after starting the final 11 games of the season and completed 194-of-311 pass attempts for 2,445 yards and 20 TDs to go along with 583 rushing yards and five rushing TDs...Redshirted in 2017.

PERSONAL: Attended St. Xavier High School in Louisville, Ky., where he threw for 2,270 yards and 19 TDs and ran for 1,583 yards and 30 TDs during two seasons as a starter...Lead his team to the Kentucky High School Athletic Association Finals and was named an Honorable Mention Kentucky All-State selection by the Louisville Courier Journal as a senior in 2016.

SINGLE-GAME HIGHS: **PASSING:** Attempts – 47, 10/15/23 vs. Was. Completions – 28, two times; last: 10/15/23 vs. Was. Yards – 347, 12/10/23 vs TB. Long – 71, 1/7/24 at NO. Touchdowns – 2, three times; last: 1/7/24 at NO. Interceptions – 3, 10/15/23 vs. Was. Rating – 111.9, 1/7/24 at NO. **RUSHING:** Attempts – 7, 11/16/23 vs. NO. Yards – 38, two times; last: 10/22/23 at TB. Long – 23, 10/29/23 at Ten. Touchdowns – 1, four times; last: 12/10/23 vs. TB.

REGULAR SEASON COMPARISON: PASSING - NEW ORLEANS SAINTS

DATE	OPP	W/L	GP/GS	C	ATT	YDS.	AVG.	TD	LG	INT	SK	SKYD	RTG
12/18/22	ATL @ NO	L	S	13	26	97	3.7	0	14	0	4	8	59.3
11/26/23	ATL vs. NO	W	S	13	21	168	8.0	1	29	2	0	0	63.3
1/7/24	ATL @ NO	L	S	22	30	291	9.7	2	71	1	0	0	111.9
TOTALS		1/2	3/3	48	77	556	7.2	3	71	3	4	8	--

DESMOND RIDDER'S NFL REGULAR SEASON PASSING STATISTICS

DATE	TEAM	GP	GS	ATT.	CMP.	PCT.	YDS	AVG.	TD	INT.	LG	SK	LST	RATE
2022	Falcons	4	4	115	73	63.5	708	6.2	2	0	40	9	33	86.4
2023	Falcons	15	13	388	249	64.2	2,836	7.3	12	12	71t	31	197	83.4
2024	Cardinals	0	0	0	0	0.0	0	0.0	0	0	0	0	0	0.0
Went from Arizona to Las Vegas .														
2024	Raiders	6	2	83	51	61.4	447	5.4	2	2	28	10	64	73.7
2024	TOTAL	6	2	83	51	61.4	447	5.4	2	2	28	10	64	73.7
TOTALS		25	19	586	373	63.7	3,991	6.8	16	14	71T	50	294	82.7

DESMOND RIDDER'S NFL REGULAR SEASON RUSHING STATISTICS

DATE	TEAM	NO	YD	AVG.	LG	TD
		.	S.			
2022	Falcons	16	64	4.0	18	0
2023	Falcons	53	193	3.6	23	5
2024	Cardinals	0	0	0.0	0	0
Went from Arizona to Las Vegas .						
2024	Raiders	9	36	4.0	11	0
2024	TOTAL	9	36	4.0	11	0
TOTALS		78	293	3.8	23	5

DESMOND RIDDER'S NFL REGULAR SEASON PASSING/RUSHING STATISTICS

DATE	TEAM	GP	GS	PASSING										RUSHING					
				ATT.	CMP.	PCT.	YDS	AVG.	TD	INT.	LG	SK	LST	RATE	NO.	YDS.	AVG.	LG	TD
2022	Falcons	4	4	115	73	63.5	708	6.2	2	0	40	9	33	86.4	16	64	4.0	18	0
2023	Falcons	15	13	388	249	64.2	2,836	7.3	12	12	71t	31	197	83.4	53	193	3.6	23	5
2024	Cardinals	0	0	0	0	0.0	0	0.0	0	0	0	0	0	0.0	0	0	0.0	0	0
Went from Arizona to Las Vegas .																			
2024	Raiders	6	2	83	51	61.4	447	5.4	2	2	28	10	64	73.7	9	36	4.0	11	0
2024	TOTAL	6	2	83	51	61.4	447	5.4	2	2	28	10	64	73.7	9	36	4.0	11	0
TOTALS		25	19	586	373	63.7	3,991	6.8	16	14	71T	50	294	82.7	78	293	3.8	23	5

SINGLE-GAME HIGHS: QUARTERBACK

Pass Attempts	47 vs. Washington Commanders, Oct 15, 2023 40 vs. Tampa Bay Buccaneers, Dec 10, 2023	Passer Rating	111.9 at New Orleans Saints, Jan 07, 2024 111.8 vs. Carolina Panthers, Sep 10, 2023
Pass Completions	28 vs. Washington Commanders, Oct 15, 2023 ...1 more at 28.	Rush Attempts	10 vs. Green Bay Packers, Sep 17, 2023 7 vs. New Orleans Saints, Nov 26, 2023
Yards Passing	347 vs. Tampa Bay Buccaneers, Dec 10, 2023 329 vs. Houston Texans, Oct 08, 2023	Rushing Yards	39 vs. Green Bay Packers, Sep 17, 2023 38 at Tampa Bay Buccaneers, Oct 22, 2023 ...1 more at 38.
TD Passes	2 at New Orleans Saints, Jan 07, 2024 ...2 more at 2.	Rushing Average	4.3 vs. New Orleans Saints, Nov 26, 2023 3.9 vs. Green Bay Packers, Sep 17, 2023
Long Passes	71t at New Orleans Saints, Jan 07, 2024 56 at New Orleans Saints, Jan 07, 2024 ...1 more at 56.	Longest Runs	23 at Tennessee Titans, Oct 29, 2023 19 at Tampa Bay Buccaneers, Oct 22, 2023
Completion Percentage	83.3 vs. Carolina Panthers, Sep 10, 2023 76.0 at Tampa Bay Buccaneers, Oct 22, 2023	Rushing TDs	1 vs. Tampa Bay Buccaneers, Dec 10, 2023 ...4 more at 1.

300-YARD PASSING GAMES (3): REGULAR SEASON

DATE	TEAM	NO.	YDS.	AVG.	LG	TD
10/08/23	TEXANS	28	329	11.8	32	1
10/15/23	COMMANDERS	28	307	11.0	32	2
12/10/23	BUCCANEERS	26	347	13.3	45	1

DESMOND RIDDER'S 2024 GXG REGULAR-SEASON STATISTICS (CARDINALS/RAIDERS)

DATE	OPPONENT	P/S	PASSING											RUSHING				W/L	SCORE
			ATT	CMP	YDS	PCT	Y/A	Y/C	TD	INT	LG	SK/YD	RATE	ATT	YDS	LG	TD		
09/08	at Bills		PRACTICE SQUAD															L	28-34
09/15	Rams		PRACTICE SQUAD															W	41-10
09/22	Lions		PRACTICE SQUAD															L	13-20
09/29	Commanders		PRACTICE SQUAD															L	14-42
10/06	at 49ers		PRACTICE SQUAD															W	24-23
10/13	at Packers		PRACTICE SQUAD															L	13-34
10/21	Chargers		PRACTICE SQUAD															W	17-15
Went from Cardinals to Raiders .																			
10/27	Chiefs	P	0	0	0	0.0	0.0	0.0	0	0	0	0/0	0.0	0	0	0	0	L	20-27
11/03	at Bengals	P	16	11	74	68.8	4.6	6.7	1	0	22t	4/34	99.5	1	2	2	0	L	24-41
11/17	at Dolphins		DID NOT PLAY (NON-INJURY)															L	19-34
11/24	Broncos	P	10	5	64	50.0	6.4	12.8	0	0	28	2/16	70.4	1	3	3	0	L	19-29
11/29	at Chiefs		DID NOT PLAY (NON-INJURY)															L	17-19
12/08	at Buccaneers	P	18	12	101	66.7	5.6	8.4	0	0	25	1/0	81.0	2	3	3	0	L	13-28
12/16	Falcons	S	39	23	208	59.0	5.3	9.0	1	2	24	3/14	60.6	5	28	11	0	L	9-15
12/22	Jaguars	S	0	0	0	0.0	0.0	0.0	0	0	0	0/0	0.0	0	0	0	0	W	19-14
2024 TOTALS		6-2	83	51	447	61.4	5.4	8.8	2	2	28	10/64	73.7	9	36	11	0	4-11	

DESMOND RIDDER'S 2023 GXG REGULAR-SEASON STATISTICS (FALCONS)

DATE	OPPONENT	P/S	PASSING											RUSHING				W/L	SCORE
			ATT	CMP	YDS	PCT	Y/A	Y/C	TD	INT	LG	SK/YD	RATE	ATT	YDS	LG	TD		
09/10	Panthers	S	18	15	115	83.3	6.4	7.7	1	0	34	4/24	111.8	1	-1	-1	0	W	24-10
09/17	Packers	S	32	19	237	59.4	7.4	12.5	1	1	45	1/2	79.8	10	39	9	1	W	25-24
09/24	at Lions	S	38	21	201	55.3	5.3	9.6	0	0	28	7/62	70.2	2	3	2	0	L	6-20
10/01	at Jaguars	S	31	19	191	61.3	6.2	10.1	1	2	33	4/31	62.7	1	6	6	0	L	7-23
10/08	Texans	S	37	28	329	75.7	8.9	11.8	1	0	32	0/0	111.2	4	10	7t	1	W	21-19
10/15	Commanders	S	47	28	307	59.6	6.5	11.0	2	3	32	3/11	66.5	2	18	13	0	L	16-24
10/22	at Buccaneers	S	25	19	250	76.0	10.0	13.2	0	0	46	1/5	107.1	6	38	19	1	W	16-13
10/29	at Titans	S	12	8	71	66.7	5.9	8.9	0	0	13	5/36	82.3	3	26	23	0	L	23-28
11/05	Vikings		DID NOT PLAY (NON-INJURY)															L	28-31
11/12	at Cardinals	P	6	4	39	66.7	6.5	9.8	0	0	18	0/0	84.7	3	11	9t	1	L	23-25
11/26	Saints	S	21	13	168	61.9	8.0	12.9	1	2	29	0/0	63.3	7	30	16	0	W	24-15
12/03	at Jets	S	27	12	121	44.4	4.5	10.1	1	0	20t	3/17	70.1	3	0	1	0	W	13-8
12/10	Buccaneers	S	40	26	347	65.0	8.7	13.3	1	1	45	3/9	90.3	4	15	7	1	L	25-29
12/17	at Panthers	S	20	12	152	60.0	7.6	12.7	1	1	56	0/0	79.6	5	-2	1	0	L	7-9
12/24	Colts		DID NOT PLAY (NON-INJURY)															W	29-10
12/31	at Bears	P	4	3	17	75.0	4.3	5.7	0	1	6	0/0	42.7	0	0	0	0	L	17-37
01/07	at Saints	S	30	22	291	73.3	9.7	13.2	2	1	71t	0/0	111.9	2	0	0	0	L	17-48
2023 TOTALS		15-13	388	249	2,836	64.2	7.3	11.4	12	12	71T	31/197	83.4	53	193	23	5	7-10	



JOHN SAMUEL SHENKER

86

POSITION: Tight End

HT/WT: 6-4/249

ACQUIRED: UDFA - '23

BORN: 09/02/98

NFL SEASON: 1

RAIDERS SEASON: 1

COLLEGE: Auburn

HOMETOWN: Albany, Ga.

TRANSACTIONS: Signed by Las Vegas Raiders as an undrafted free agent, May 12, 2023.

(9/29) vs. Cle.: Saw action on offense and special teams...**(10/6) at Den.:** Saw action on offense and special teams...**(10/13) vs. Pit.:** Saw action on offense and special teams...**(10/20) at LAR:** Saw action on offense and special teams...**(10/27) vs. KC:** Posted one catch for nine yards.

COLLEGE: Played five years at Auburn, finishing his career as the school's all-time leader for receptions by a tight end (68)...Also finished second in program history among tight ends with 779 receiving yards...Set the Auburn record by playing in 62 career games...In 2022, started all 12 games and totaled 20 receptions for 208 yards and one TD...Had two catches for 25 yards, including a 2-yard TD reception against Mercer...Posted three catches for a season-high 42 yards against LSU...Had a season-high five receptions for 32 yards at Georgia, breaking the Auburn record for career catches among tight ends...Named to the SEC Academic Honor Roll...Selected for the Tropical Bowl...In 2021, recorded a career-high 33 receptions for 413 yards to set Auburn single-season records for a tight end...Started all 13 games...Established a career best with five catches against Akron, totaling 38 yards...Matched that catch total for 62 yards at Penn State...Had a career-high 102 receiving yards on five grabs at LSU...Notched a reception for 35 yards against the Tigers, becoming the first Auburn tight end to eclipse the 100-yard mark since 1994...Earned John Mackey Award Player of the Week honors for his performance against LSU...Had a 22-yard reception and a 2-point conversion catch in the third overtime against Alabama...Had five grabs for 54 yards, including a career-long, 41-yard catch against Houston in the Birmingham Bowl...Named to the SEC Honor Roll...In 2020, played in 11 games with nine starts...Had nine receptions for 97 yards...Had two catches for 38 yards at Alabama...Posted a season-high three receptions for 31 yards against Northwestern in the Citrus Bowl...Named to the SEC Academic Honor Roll...In 2019, played in 13 games with five starts...Totalled three catches for 21 yards...Had a 6-yard TD reception at Texas A&M...Made first collegiate start at LSU...In 2018 as a redshirt freshman, played in all 13 games...Made collegiate debut at Washington...Scored first-career TD on a 9-yard reception at Georgia...Redshirted as a true freshman...Also played baseball at Auburn, playing in 23 games as first baseman and designated hitter from 2020-21...Batted .318 in 11 games in 2020

PERSONAL: Attended Colquitt County (Ga.) High School...As a senior, totaled 30 receptions for 451 and two TDs...Named first-team all-state...Also named regional special teams player of the year...Played on 2015 and 2016 state champion baseball teams at Deerfield-Windsor...Member of the USA Baseball U17 national team development program...Father, Tom, played football at Harding University...Graduated from the Auburn College of Business.

JOHN SAMUEL SHENKER'S NFL REGULAR SEASON RUSHING/RECEIVING STATISTICS

DATE	TEAM	GP	GS	RECEIVING					RUSHING				
				NO.	YDS.	AVG.	LG	TD	NO.	YDS.	AVG.	LG	TD
2023	Raiders	0	0	0	0	0.0	0	0	0	0	0.0	0	0
Went from Las Vegas to Arizona.													
2023	Cardinals	0	0	0	0	0.0	0	0	0	0	0.0	0	0
2023	TOTAL	0	0	0	0	0.0	0	0	0	0	0.0	0	0
2024	Raiders	6	0	1	7	7.0	7	0	0	0	0.0	0	0
NFL TOTALS		6	0	1	7	7.0	7	0	0	0	0.0	0	0

JOHN SAMUEL SHENKER'S NFL REGULAR SEASON RETURN STATISTICS

DATE	TEAM	KICKOFF RETURNS					PUNT RETURNS					
		RET.	YDS.	AVG.	LG	TD	NO.	FC	YDS.	AVG.	LG	TD
2023	Raiders	0	0	0.0	0	0	0	0	0	0.0	0	0
Went from Las Vegas to Arizona.												
2023	Cardinals	0	0	0.0	0	0	0	0	0	0.0	0	0
2023	TOTAL	0	0	0.0	0	0	0	0	0	0.0	0	0
2024	Raiders	0	0	0.0	0	0	0	0	0	0.0	0	0
NFL TOTALS		0	0	0.0	0	0	0	0	0	0.0	0	0

SINGLE-GAME HIGHS: RECEIVING

Longest Receptions

7 vs. Kansas City Chiefs, Oct 27, 2024

JOHN SAMUEL SHENKER'S 2024 GXG REGULAR-SEASON STATISTICS (RAIDERS)

DATE	OPPONENT	P/S	RECEIVING					RUSHING					W/L	SCORE
			NO.	YDS.	AVG.	LG	TD	NO.	YDS.	AVG.	LG	TD		
09/08	at Chargers												L	10-22
09/15	at Ravens												W	26-23
09/22	Panthers												L	22-36
09/29	Browns	P	0	0	0.0	0	0	0	0	0.0	0	0	W	20-16
10/06	at Broncos	P	0	0	0.0	0	0	0	0	0.0	0	0	L	18-34
10/13	Steelers	P	0	0	0.0	0	0	0	0	0.0	0	0	L	13-32
10/20	at Rams	P	0	0	0.0	0	0	0	0	0.0	0	0	L	15-20
10/27	Chiefs	P	1	7	7.0	7	0	0	0	0.0	0	0	L	20-27
11/03	at Bengals												L	24-41
11/17	at Dolphins												L	19-34
11/24	Broncos												L	19-29
11/29	at Chiefs												L	17-19
12/08	at Buccaneers												L	13-28
12/16	Falcons												L	9-15
12/22	Jaguars												W	19-14
2024 TOTALS		5-0	1	7	7.0	7	0	0	0	0.0	0	0	3-12	

JOHN SAMUEL SHENKER'S 2023 GXG REGULAR-SEASON STATISTICS (RAIDERS/CARDINALS)

DATE	OPPONENT	P/S	RECEIVING					RUSHING					W/L	SCORE
			NO.	YDS.	AVG.	LG	TD	NO.	YDS.	AVG.	LG	TD		
09/10	at Broncos												W	17-16
09/17	at Bills												L	10-38
09/24	Steelers												L	18-23
10/01	at Chargers												L	17-24
10/22	at Bears												L	12-30
12/24	at Bears												L	16-27
12/31	at Colts												L	20-23
01/07	Broncos												W	27-14
2023 TOTALS		0-0	0	0	0.0	0	0	0	0	0.0	0	0	2-6	



JUSTIN SHORTER

POSITION: Tight End

HT/WT: 6-5/228

ACQUIRED: FA-'24


BORN: 04/17/00

NFL SEASON: 2

RAIDERS SEASON: 1

COLLEGE: Florida

HOMETOWN: Monmouth Junction, NJ



TRANSACTIONS: Selected by Buffalo Bills in the fifth round (150th overall) of the 2023 NFL Draft, April 29, 2023...Waived by Bills, Aug. 27, 2024...Signed by Las Vegas Raiders to practice squad, Aug. 29, 2024.

CAREER: Originally entered the NFL as a fifth-round draft pick by the Buffalo Bills in 2023 and spent his rookie season on the Reserve/Injured List.

2024: (11/3) at Cin.: Saw action on offense and special teams...**(11/17) at Mia.:** Saw action on offense and special teams...**(11/24) vs. Den.:** Played on offense and special teams...**(11/29) at KC:** Saw action on offense and special teams...**(12/8) at TB:** Inactive...**(12/15) vs. ATL:** Saw action on special teams.

COLLEGE: Played two seasons at Penn State (2018-19) before transferring to Florida for his final three years (2020-22)...Appeared in 48 career games and recorded 110 receptions for 1,552 yards and eight touchdowns...In 2022, started nine games and posted 29 receptions for 577 yards and two touchdowns...In 2021, appeared in 13 games with 12 starts and caught 41 passes for 550 yards and three touchdowns...Played in 10 games with six starts in 2020, totaling 25 receptions for 268 yards and three touchdowns...In 2019, saw action in 10 games with five starts and finished with 12 catches for 137 yards...As a true freshman in 2018, played in four games and posted three receptions for 20 yards.

PERSONAL: Attended South Brunswick High School...A two-time team captain and helped guide the program to a 12-1 record and the New Jersey State Interscholastic Athletic Association (NJSIAA) Central Group 5 State Championship in 2017...Also helped team to state title in 2015...Selected to the Under Armour All-America Game...Selected as USA Today's All-USA New Jersey Offensive Player of the Year in 2017...Named to NJ.com's all-state first team as a senior...Totaled 36 receptions for 522 yards and seven touchdowns and recorded 322 rushing yards and four touchdowns on 32 carries in 2017...Recorded 45 receptions with 718 yards and six scores as a junior...Posted 31 catches for 582 yards and eight touchdowns as a sophomore...Registered seven career interceptions...Rated a consensus five-star prospect by all three major recruiting outlets – 247Sports, ESPN and Rivals.

JUSTIN SHORTER'S NFL REGULAR SEASON RUSHING/RECEIVING STATISTICS

DATE	TEAM	GP	GS	RECEIVING					RUSHING				
				NO.	YDS.	AVG.	LG	TD	NO.	YDS.	AVG.	LG	TD
2023	Bills	0	0	0	0	0.0	0	0	0	0	0.0	0	0
2024	Raiders	5	0	0	0	0.0	0	0	0	0	0.0	0	0
Went from Las Vegas to Buffalo.													
2024	Bills	0	0	0	0	0.0	0	0	0	0	0.0	0	0
2024	TOTAL	5	0	0	0	0.0	0	0	0	0	0.0	0	0
NFL TOTALS		5	0	0	0	0.0	0	0	0	0	0.0	0	0

JUSTIN SHORTER'S NFL POSTSEASON RUSHING/RECEIVING STATISTICS

DATE	TEAM	GP	GS	RECEIVING					RUSHING				
				NO.	YDS.	AVG.	LG	TD	NO.	YDS.	AVG.	LG	TD
2023	Bills	0	0	0	0	0.0	0	0	0	0	0.0	0	0
NFL TOTALS		0	0	0	0	0.0	0	0	0	0	0.0	0	0

JUSTIN SHORTER'S NFL REGULAR SEASON RETURN STATISTICS

DATE	TEAM	KICKOFF RETURNS					PUNT RETURNS					
		RET.	YDS.	AVG.	LG	TD	NO.	FC	YDS.	AVG.	LG	TD
2023	Bills	0	0	0.0	0	0	0	0	0	0.0	0	0
2024	Raiders	0	0	0.0	0	0	0	0	0	0.0	0	0
Went from Las Vegas to Buffalo.												
2024	Bills	0	0	0.0	0	0	0	0	0	0.0	0	0
2024	TOTAL	0	0	0.0	0	0	0	0	0	0.0	0	0
NFL TOTALS		0	0	0.0	0	0	0	0	0	0.0	0	0

JUSTIN SHORTER'S NFL POSTSEASON RETURN STATISTICS

DATE	TEAM	KICKOFF RETURNS					PUNT RETURNS					
		RET.	YDS.	AVG.	LG	TD	NO.	FC	YDS.	AVG.	LG	TD
2023	Bills	0	0	0.0	0	0	0	0	0	0.0	0	0
NFL TOTALS		0	0	0.0	0	0	0	0	0	0.0	0	0

JUSTIN SHORTER'S 2024 GXG REGULAR-SEASON STATISTICS (RAIDERS)

DATE	OPPONENT	P/S	RECEIVING					RUSHING					W/L	SCORE
			NO.	YDS.	AVG.	LG	TD	NO.	YDS.	AVG.	LG	TD		
09/08	at Chargers												L	10-22
09/15	at Ravens												W	26-23
09/22	Panthers												L	22-36
09/29	Browns												W	20-16
10/06	at Broncos												L	18-34
10/13	Steelers												L	13-32
10/20	at Rams												L	15-20
10/27	Chiefs												L	20-27
11/03	at Bengals	P	0	0	0.0	0	0	0	0	0.0	0	0	L	24-41
11/17	at Dolphins	P	0	0	0.0	0	0	0	0	0.0	0	0	L	19-34
11/24	Broncos	P	0	0	0.0	0	0	0	0	0.0	0	0	L	19-29
2024 TOTALS		3-0	0	0	0.0	0	0	0	0	0.0	0	0	2-9	

JUSTIN SHORTER'S 2023 GXG REGULAR-SEASON STATISTICS (BILLS)

DATE	OPPONENT	P/S	RECEIVING					RUSHING					W/L	SCORE
			NO.	YDS.	AVG.	LG	TD	NO.	YDS.	AVG.	LG	TD		
09/11	at Jets												L	16-22+
09/17	Raiders												W	38-10
09/24	at Commanders												W	37-3
10/01	Dolphins												W	48-20
10/08	Jaguars												L	20-25
10/15	Giants												W	14-9
10/22	at Patriots												L	25-29
10/26	Buccaneers												W	24-18
11/05	at Bengals												L	18-24
11/13	Broncos												L	22-24
11/19	Jets												W	32-6
11/26	at Eagles												L	34-37+
12/10	at Chiefs												W	20-17
12/17	Cowboys												W	31-10
12/23	at Chargers												W	24-22
12/31	Patriots												W	27-21
01/07	at Dolphins												W	21-14
2023 TOTALS		0-0	0	0	0.0	0	0	0	0	0.0	0	0	11-6	

+ - Overtime

JUSTIN SHORTER'S 2023 GXG POSTSEASON STATISTICS (BILLS)

DATE	OPPONENT	P/S	RECEIVING					RUSHING					W/L	SCORE
			NO.	YDS.	AVG.	LG	TD	NO.	YDS.	AVG.	LG	TD		
01/15	Steelers												W	31-17
01/21	Chiefs												L	24-27
2023 TOTALS		0-0	0	0	0.0	0	0	0	0	0.0	0	0	1-1	



BRANDON SMITH

47

POSITION: Linebacker

NFL SEASON: 2

HT/WT: 6-3/240

RAIDERS SEASON: 1

ACQUIRED: FA-24

COLLEGE: Penn State

BORN: 04/12/01

HOMETOWN: Louisa, Va.

BRANDON SMITH'S NFL REGULAR SEASON DEFENSIVE STATISTICS

DATE	TEAM	GP	GS	TACKLES							INTERCEPTIONS						O. FUMB				ST					MISC		
				TK	S	A	TFL	YDS	SK	YDS	QBH	NO	YDS	LG	TD	PD	FF	FR	TD	YDS	TK	S	A	FF	FR	S	A	
2022	Panthers	12	1	5	4	1	0	0	0.0	0.0	0	0	0	0	0	0	0	0	0	0	0	3	2	1	0	0	0	0
2023	Panthers	0	0	0	0	0	0	0	0.0	0.0	0	0	0	0	0	0	0	0	0	0	0	0	0	0	0	0	0	
2024	Eagles	0	0	0	0	0	0	0	0.0	0.0	0	0	0	0	0	0	0	0	0	0	0	0	0	0	0	0	0	
Went from Philadelphia to N.Y. Jets.																												
2024	Jets	0	0	0	0	0	0	0	0.0	0.0	0	0	0	0	0	0	0	0	0	0	0	0	0	0	0	0	0	
2024	TOTAL	0	0	0	0	0	0	0	0.0	0.0	0	0	0	0	0	0	0	0	0	0	0	0	0	0	0	0	0	
NFL TOTALS		12	1	5	4	1	0	0	0.0	0.0	0	0	0	0	0	0	0	0	0	0	3	2	1	0	0	0	0	

BRANDON SMITH'S NFL POSTSEASON DEFENSIVE STATISTICS

DATE	TEAM	GP	GS	TACKLES							INTERCEPTIONS						O. FUMB				ST					MISC	
				TK	S	A	TFL	YDS	SK	YDS	QBH	NO	YDS	LG	TD	PD	FF	FR	TD	YDS	TK	S	A	FF	FR	S	A
2023	Eagles	0	0	0	0	0	0	0	0.0	0.0	0	0	0	0	0	0	0	0	0	0	0	0	0	0	0	0	0
NFL TOTALS		0	0	0	0	0	0	0	0.0	0.0	0	0	0	0	0	0	0	0	0	0	0	0	0	0	0	0	0

SINGLE-GAME HIGHS: DEFENSIVE

Total Tackles 3 at Baltimore Ravens, Nov 20, 2022 **Special Teams Tackles** 2 at Cincinnati Bengals, Nov 06, 2022
Solo Tackles 2 at Baltimore Ravens, Nov 20, 2022 1 vs. San Francisco 49ers, Oct 09, 2022

BRANDON SMITH'S 2024 GXG REGULAR-SEASON STATISTICS (EAGLES/JETS)

DATE	OPPONENT	P/S	TACKLES							INTERCEPTIONS						O. FUMB				ST					MISC		W/L	SCORE				
			TK	S	A	SK	YDS	TFL	YDS	QBH	NO	YDS	LG	TD	PD	FF	FR	TD	YDS	TK	S	A	FF	FR	S	A						
09/06	Packers		PRACTICE SQUAD																												W	34-29
09/16	Falcons		PRACTICE SQUAD																												L	21-22
09/22	at Saints		PRACTICE SQUAD																												W	15-12
Went from Eagles to Jets.																																
09/29	Broncos		PRACTICE SQUAD																												L	9-10
10/06	at Vikings		NOT ON ROSTER																												L	17-23
10/14	Bills		NOT ON ROSTER																												L	20-23
10/20	at Steelers		NOT ON ROSTER																												L	15-37
2024 TOTALS			0	0	0	0.0	0.0	0	0	0	0	0	0	0	0	0	0	0	0	0	0	0	0	0	0	0	0	0	0	2-5		

BRANDON SMITH'S 2023 GXG POSTSEASON STATISTICS (EAGLES)

DATE	OPPONENT	P/S	TACKLES							INTERCEPTIONS						O. FUMB				ST					MISC		W/L	SCORE				
			TK	S	A	SK	YDS	TFL	YDS	QBH	NO	YDS	LG	TD	PD	FF	FR	TD	YDS	TK	S	A	FF	FR	S	A						
01/15	at Buccaneers		PRACTICE SQUAD																												L	9-32
2023 TOTALS			0	0	0	0.0	0.0	0	0	0	0	0	0	0	0	0	0	0	0	0	0	0	0	0	0	0	0	0	0	0-1		



CHRIS SMITH II

POSITION: Safety

HT/WT: 5-11/195

ACQUIRED: D5-'23

BORN: 05/01/00

NFL SEASON: 2

RAIDERS SEASON: 2

COLLEGE: Georgia

HOMETOWN: Atlanta, Ga

29

TRANSACTIONS: Selected by Las Vegas Raiders in the fifth round (170th overall) of the 2023 NFL Draft, April 29, 2023.

AT A GLANCE

Played in 56 games with 31 starts over five seasons at Georgia (2018-22), totaling 132 tackles (87 solo), six INTs, 10 passes defended, five tackles for loss, one sack, two fumble recoveries and one forced fumble.

Named First Team Associated Press All-American and First Team All-SEC in 2022 after recording 61 tackles, five tackles for loss, three INTs, five passes defended and one fumble recovery.

2024: (9/8) at LAC: Played on special teams...(9/15) at Bal.: Recorded one tackle on special teams...(9/22) vs. Car.: Saw action on special teams...(9/29) vs. Cle.: Appeared on special teams...(10/6) at Den.: Recorded two tackles on defense...(10/13) vs. Pit.: Recorded one tackle on special teams...(10/20) at LAR: Saw action on special teams...(10/27) vs. KC: Played on special teams...(11/3) at Cin.: Saw action on special teams...(11/17) at Mia.: Appeared on special teams...(11/24) vs. Den.: Played on special teams...(12/8) at TB: Logged an assisted tackle on special teams...(12/16) vs. Atl.: Posted an assisted tackle on special teams...(12/22) vs. Jac.: Saw action on special teams.

2023: Appeared in 12 games, seeing action primarily on special teams and recorded one tackle...Was inactive for five games...(10/1) at LAC: Made his NFL debut and appeared on special teams...(10/22) at Chi.: Saw action on special teams...(10/30) at Det.: Appeared on special teams...(11/5) vs. NYG: Played on special teams...(11/12) vs. NYJ: Saw action on special teams...(11/19) at Mia.: Appeared on special teams...(11/26) vs. KC: Active but did not play...(12/10) vs. Min.: Appeared on defense and special teams...(12/14) vs. LAC: Recorded one tackle on special teams...(12/25) at KC: Saw action on special teams...(12/31) at Ind.: Appeared on special teams...(1/7/24) vs. Den.: Played on special teams.

COLLEGE: Spent five years at Georgia (2018-22), appearing in 56 games with 31 starts...Totalled 132 tackles (87 solo), six INTs, 10 passes defended, five tackles for loss, one sack, two fumble recoveries and one forced fumble...In 2022, started in all 15 games and finished with 61 tackles, five tackles for loss, one sack, a team-high three INTs, five passes defended, one fumble recovery and a 96-yard TD return of a blocked field goal...Named Associated Press and All SEC First Team...Finalist for Bronko Nagurski Award as the nation's top defensive player...Tallied six tackles, one INT and one pass defended against Oregon...Recorded five tackles and recovered a fumble against Vanderbilt...Posted seven tackles and one sack against Florida...Recorded five tackles and two passes defended at Mississippi State...Posted seven tackles at Kentucky...Returned a blocked FG 96 yards for a TD and added one INT and one pass defended in the SEC Championship against LSU...Posted eight tackles against Ohio State in the CFP Semifinal Chick-fil-A Peach Bowl...Credited three tackles and one forced fumble in the CFP National Championship win over TCU...Played in games with 11 starts in 2021...Compiled 35 tackles, four passes defended and three INTs...Posted three tackles and returned an INT 74 yards for a TD against Clemson...Registered one INT at Vanderbilt...Recorded two tackles at Auburn...Finished with seven tackles, two passes defended and one INT in CFP Championship Game against Alabama...In 2020, played in all 10 games with five starts and recorded 26 tackles...Posted five tackles against South Carolina...Recorded four tackles against Mississippi State...Totalled three tackles and one pass defended against Cincinnati...Posted three tackles against Auburn...Recorded four tackles at Arkansas...credited with a fourth-quarter...Notched a special teams tackle against Tennessee...Recorded four stops on special teams at Kentucky...Posted three tackles against Florida...In 2019, appeared in all 14 games and totaled seven tackles...Posted two tackles against Tennessee...Recorded one tackle on special teams against Kentucky...In 2018, saw action in five games and recorded four tackles...Recorded three tackles against Middle Tennessee State...Posted one tackle against Georgia Tech.

PERSONAL: Attended Hapeville Charter Academy in Atlanta, Ga. ...Named a four-star prospect by 247Sports.com and Rivals.com...Ranked as the No. 30 cornerback nationally...Rated a three-star prospect by ESPN.com...Helped lead team to a 14-1 season and the GHSA Class AA title in 2017...Honored as the 2017 Class 2A Defensive Player of the Year by the Georgia Sports Writers Association, in addition to being named to the GSWA 2017 Class 2A All-State First-Team defense...Named to the AJC 2017 All-State Class 2A First-Team defense, as well as the AJC's All-Metro (Atlanta/South Fulton) Team...Recorded five INTs and nine passes defended as a senior...Named to the AP 2016 All-State Class 2A First-Team defense... Also competed in the 100 meters for the track team.

CHRIS SMITH II'S NFL REGULAR SEASON DEFENSIVE STATISTICS

DATE	TEAM	GP	GS	TACKLES						INTERCEPTIONS					O. FUMB				ST				MISC			
				TK	S	A	TFL	YDS	SK	YDS	QBH	NO	YDS	LG	TD	PD	FF	FR	TD	YDS	TK	S	A	FF	FR	S
2023	Raiders	12	0	0	0	0	0	0	0.0	0.0	0	0	0	0	0	0	0	0	0	0	1	1	0	0	0	0
2024	Raiders	15	0	2	1	1	0	0	0.0	0.0	0	0	0	0	0	0	0	0	0	0	4	1	3	0	0	0
NFL TOTALS		27	0	2	1	1	0	0	0.0	0.0	0	0	0	0	0	0	0	0	0	5	2	3	0	0	0	0

SINGLE-GAME HIGHS: DEFENSIVE

Total Tackles


2 at Denver Broncos, Oct 06, 2024

CHRIS SMITH II'S 2024 GXG REGULAR-SEASON STATISTICS (RAIDERS)

DATE	OPPONENT	P/S	TACKLES							INTERCEPTIONS					O. FUMB				ST					MISC		W/L	SCORE							
			TK	S	A	SK	YDS	TFL	YDS	QBH	NO	YDS	LG	TD	PD	FF	FR	TD	YDS	TK	S	A	FF	FR	S			A						
09/08	at Chargers	P	0	0	0	0.0	0.0	0	0	0	0	0	0	0	0	0	0	0	0	0	0	0	0	0	0	L	10-22							
09/15	at Ravens	P	0	0	0	0.0	0.0	0	0	0	0	0	0	0	0	0	0	0	0	0	0	0	0	0	0	W	26-23							
09/22	Panthers	P	0	0	0	0.0	0.0	0	0	0	0	0	0	0	0	0	0	0	0	0	0	0	0	0	0	L	22-36							
09/29	Browns	P	0	0	0	0.0	0.0	0	0	0	0	0	0	0	0	0	0	0	0	0	0	0	0	0	0	W	20-16							
10/06	at Broncos	P	2	1	1	0.0	0.0	0	0	0	0	0	0	0	0	0	0	0	0	0	0	0	0	0	0	L	18-34							
10/13	Steelers	P	0	0	0	0.0	0.0	0	0	0	0	0	0	0	0	0	0	0	0	0	0	0	0	0	0	L	13-32							
10/20	at Rams	P	0	0	0	0.0	0.0	0	0	0	0	0	0	0	0	0	0	0	0	0	0	0	0	0	0	L	15-20							
10/27	Chiefs	P	0	0	0	0.0	0.0	0	0	0	0	0	0	0	0	0	0	0	0	0	0	0	0	0	0	L	20-27							
11/03	at Bengals	P	0	0	0	0.0	0.0	0	0	0	0	0	0	0	0	0	0	0	0	0	0	0	0	0	0	L	24-41							
11/17	at Dolphins	P	0	0	0	0.0	0.0	0	0	0	0	0	0	0	0	0	0	0	0	0	0	0	0	0	0	L	19-34							
11/24	Broncos	P	0	0	0	0.0	0.0	0	0	0	0	0	0	0	0	0	0	0	0	0	0	0	0	0	0	L	19-29							
11/29	at Chiefs	P	0	0	0	0.0	0.0	0	0	0	0	0	0	0	0	0	0	0	0	0	0	0	0	0	0	L	17-19							
12/08	at Buccaneers	P	0	0	0	0.0	0.0	0	0	0	0	0	0	0	0	0	0	0	0	0	0	0	0	0	0	L	13-28							
12/16	Falcons	P	0	0	0	0.0	0.0	0	0	0	0	0	0	0	0	0	0	0	0	0	0	0	0	0	0	L	9-15							
12/22	Jaguars	P	0	0	0	0.0	0.0	0	0	0	0	0	0	0	0	0	0	0	0	0	0	0	0	0	0	W	19-14							
2024 TOTALS			15-0	2	1	1	0.0	0.0	0	0	0	0	0	0	0	0	0	0	0	0	0	0	0	0	0	0	0	0	0	0	0	0	0	3-12

CHRIS SMITH II'S 2023 GXG REGULAR-SEASON STATISTICS (RAIDERS)

DATE	OPPONENT	P/S	TACKLES							INTERCEPTIONS					O. FUMB				ST					MISC		W/L	SCORE							
			TK	S	A	SK	YDS	TFL	YDS	QBH	NO	YDS	LG	TD	PD	FF	FR	TD	YDS	TK	S	A	FF	FR	S			A						
09/10	at Broncos																										W	17-16						
09/17	at Bills																										L	10-38						
09/24	Steelers																										L	18-23						
10/01	at Chargers	P	0	0	0	0.0	0.0	0	0	0	0	0	0	0	0	0	0	0	0	0	0	0	0	0	0	0	L	17-24						
10/09	Packers																										W	17-13						
10/15	Patriots																										W	21-17						
10/22	at Bears	P	0	0	0	0.0	0.0	0	0	0	0	0	0	0	0	0	0	0	0	0	0	0	0	0	0	0	L	12-30						
10/30	at Lions	P	0	0	0	0.0	0.0	0	0	0	0	0	0	0	0	0	0	0	0	0	0	0	0	0	0	0	L	14-26						
11/05	Giants	P	0	0	0	0.0	0.0	0	0	0	0	0	0	0	0	0	0	0	0	0	0	0	0	0	0	0	W	30-6						
11/12	Jets	P	0	0	0	0.0	0.0	0	0	0	0	0	0	0	0	0	0	0	0	0	0	0	0	0	0	0	W	16-12						
11/19	at Dolphins	P	0	0	0	0.0	0.0	0	0	0	0	0	0	0	0	0	0	0	0	0	0	0	0	0	0	0	L	13-20						
11/26	Chiefs	P	0	0	0	0.0	0.0	0	0	0	0	0	0	0	0	0	0	0	0	0	0	0	0	0	0	0	L	17-31						
12/10	Vikings	P	0	0	0	0.0	0.0	0	0	0	0	0	0	0	0	0	0	0	0	0	0	0	0	0	0	0	L	0-3						
12/14	Chargers	P	0	0	0	0.0	0.0	0	0	0	0	0	0	0	0	0	0	0	0	0	0	0	0	0	0	0	W	63-21						
12/25	at Chiefs	P	0	0	0	0.0	0.0	0	0	0	0	0	0	0	0	0	0	0	0	0	0	0	0	0	0	0	W	20-14						
12/31	at Colts	P	0	0	0	0.0	0.0	0	0	0	0	0	0	0	0	0	0	0	0	0	0	0	0	0	0	0	L	20-23						
01/07	Broncos	P	0	0	0	0.0	0.0	0	0	0	0	0	0	0	0	0	0	0	0	0	0	0	0	0	0	0	W	27-14						
2023 TOTALS			12-0	0	0	0	0.0	0.0	0	0	0	0	0	0	0	0	0	0	0	0	0	0	0	0	0	0	0	0	0	0	0	0	0	8-9



CHARLES SNOWDEN

49

POSITION: Defensive End

NFL SEASON: 1

HT/WT: 6-7/245

RAIDERS SEASON: 1

ACQUIRED: FA-'23

COLLEGE: Virginia

BORN: 03/27/98

HOMETOWN: Washington, D.C.

TRANSACTIONS: Signed by Bears as an undrafted free agent, May 14, 2021...Waived by Bears, Aug. 31, 2021...Signed by Bears to practice squad, Sept. 1, 2021...Signed by Bears to active roster, Dec. 11, 2021...Signed by Bears as a reserve/future free agent, Jan. 11, 2022...Waived by Bears, Aug. 30, 2022...Signed by Buccaneers to practice squad, Nov. 8, 2022...Signed by Buccaneers as a reserve/future free agent, Jan. 17, 2023...Waived by Buccaneers, Aug. 29, 2023...Signed by Las Vegas Raiders to practice squad, Dec. 5, 2023...Signed by Raiders as a reserve/future free agent, Jan. 9, 2024.

CAREER: Originally entered the NFL as an undrafted free agent with the Chicago Bears in 2021 and has also spent time on the practice squad for the Tampa Bay Buccaneers (2023)...Has appeared in two career games.

2024: (9/8) at LAC: Made his first career start at defensive end and posted one tackle...**(9/15) at Bal.:** Started at defensive end and recorded one tackle...**(9/22) vs. Car.:** Posted two tackles, 0.5 sacks, and one quarterback hit...**(9/29) vs. Cle.:** Started at defensive end and totaled three tackles (two solo), 1.0 sack, one tackle for loss, three quarterback hits and one pass defended...**(10/6) at Den.:** Finished with five tackles (two), one tackle for loss and one quarterback hit...**(10/13) vs. Pit.:** Recorded six tackles (one)...**(10/20) at LAR:** Posted one solo tackle on defense...**(10/27) vs. KC:** Finished with four tackles (one solo) and one quarterback hit...**(11/3) at Cin.:** Totaled two tackles (one solo)...**(11/17) at Mia.:** Finished with three tackles (one solo), one tackle for loss and one pass defended...**(11/24) vs. Den.:** Totaled one solo tackle...**(12/8) at TB:** Finished with one solo tackle...**(12/16) vs. Atl.:** Inactive...**(12/22) vs. Jac.:** Totaled three tackles (one solo) and one pass defended.

COLLEGE: Played four seasons with the Virginia Cavaliers (2017-21)...As a senior, started in eight games and ranked 13th in the nation among linebackers with six sacks and 15th among linebackers with 10 tackles for loss...As a junior, started in all 14 games and finished the season with a career-high 72 total tackles (36 solo), 11 tackles for loss and one fumble recovery...As a sophomore, started in all 13 games and led all linebackers in the nation with 11 passes defended...As a freshman, saw action in 10 games and finished with 13 tackles (six), two tackles for loss and one forced fumble.

PERSONAL: Attended St. Albans High School in Washington, D.C. ...Played linebacker and wide receiver...Named first-team All-IAC, first-team All-DCIAA, and first-team USA Today Washington, D.C....Recorded 35 tackles and 5.5 sacks as a senior in 2016...Also forced two fumbles and recovered two fumbles.

CHARLES SNOWDEN'S NFL REGULAR SEASON DEFENSIVE STATISTICS

DATE	TEAM	GP	GS	TACKLES							INTERCEPTIONS					O. FUMB				ST				MISC				
				TK	S	A	TFL	YDS	SK	YDS	QBH	NO	YDS	LG	TD	PD	FF	FR	TD	YDS	TK	S	A	FF	FR	S	A	
2021	Bears	2	0	0	0	0	0	0.0	0.0	0	0	0	0	0	0	0	0	0	0	0	0	0	0	0	0	0	0	
2022	Bears	0	0	0	0	0	0	0.0	0.0	0	0	0	0	0	0	0	0	0	0	0	0	0	0	0	0	0	0	
2023	Buccaneers	0	0	0	0	0	0	0.0	0.0	0	0	0	0	0	0	0	0	0	0	0	0	0	0	0	0	0	0	
Went from Tampa Bay to Las Vegas.																												
2023	Raiders	0	0	0	0	0	0	0.0	0.0	0	0	0	0	0	0	0	0	0	0	0	0	0	0	0	0	0	0	0
2023	TOTAL	0	0	0	0	0	0	0.0	0.0	0	0	0	0	0	0	0	0	0	0	0	0	0	0	0	0	0	0	0
2024	Raiders	14	8	33	14	19	3	13	1.5	13.5	6	0	0	0	4	0	0	0	0	0	0	0	0	0	0	0	0	0
NFL TOTALS		16	8	33	14	19	3	13	1.5	13.5	6	0	0	0	4	0	0	0	0	0	0	0	0	0	0	0	0	0

CHARLES SNOWDEN'S NFL POSTSEASON DEFENSIVE STATISTICS

DATE	TEAM	GP	GS	TACKLES							INTERCEPTIONS					O. FUMB				ST				MISC				
				TK	S	A	TFL	YDS	SK	YDS	QBH	NO	YDS	LG	TD	PD	FF	FR	TD	YDS	TK	S	A	FF	FR	S	A	
2022	Buccaneers	0	0	0	0	0	0	0.0	0.0	0	0	0	0	0	0	0	0	0	0	0	0	0	0	0	0	0	0	0
NFL TOTALS		0	0	0	0	0	0	0.0	0.0	0	0	0	0	0	0	0	0	0	0	0	0	0	0	0	0	0	0	0

SINGLE-GAME HIGHS: DEFENSIVE

Total Tackles	6 vs. Pittsburgh Steelers, Oct 13, 2024 5 at Denver Broncos, Oct 06, 2024	Passes Defensed	1 vs. Jacksonville Jaguars, Dec 22, 2024 ...3 more at 1.
Solo Tackles	2 at Denver Broncos, Oct 06, 2024 ...1 more at 2.	Tackles For Loss	1 at Denver Broncos, Oct 06, 2024 ...1 more at 1.
Sacks	1.0 vs. Cleveland Browns, Sep 29, 2024 0.5 vs. Carolina Panthers, Sep 22, 2024		

CHARLES SNOWDEN'S 2024 GXG REGULAR-SEASON STATISTICS (RAIDERS)

DATE	OPPONENT	P/S	TACKLES								INTERCEPTIONS					O. FUMB				ST				MISC		W/L	SCORE
			TK	S	A	SK	YDS	TFL	YDS	QBH	NO	YDS	LG	TD	PD	FF	FR	TD	YDS	TK	S	A	FF	FR	S		
09/08	at Chargers	S	1	1	0	0.0	0.0	0	0	0	0	0	0	0	0	0	0	0	0	0	0	0	0	0	0	L	10-22
09/15	at Ravens	S	1	1	0	0.0	0.0	0	0	0	0	0	0	0	0	0	0	0	0	0	0	0	0	0	0	W	26-23
09/22	Panthers	P	2	0	2	0.5	3.5	0	0	1	0	0	0	0	0	0	0	0	0	0	0	0	0	0	0	L	22-36
09/29	Browns	S	3	2	1	1.0	10.0	1	10	3	0	0	0	0	1	0	0	0	0	0	0	0	0	0	0	W	20-16
10/06	at Broncos	S	5	2	3	0.0	0.0	1	1	1	0	0	0	0	0	0	0	0	0	0	0	0	0	0	0	L	18-34
10/13	Steelers	S	6	1	5	0.0	0.0	0	0	0	0	0	0	0	0	0	0	0	0	0	0	0	0	0	0	L	13-32
10/20	at Rams	S	1	1	0	0.0	0.0	0	0	0	0	0	0	0	0	0	0	0	0	0	0	0	0	0	0	L	15-20
10/27	Chiefs	P	4	1	3	0.0	0.0	0	0	1	0	0	0	0	0	0	0	0	0	0	0	0	0	0	0	L	20-27
11/03	at Bengals	P	2	1	1	0.0	0.0	0	0	0	0	0	0	0	0	0	0	0	0	0	0	0	0	0	0	L	24-41
11/17	at Dolphins	S	3	1	2	0.0	0.0	1	2	0	0	0	0	0	1	0	0	0	0	0	0	0	0	0	0	L	19-34
11/24	Broncos	P	1	1	0	0.0	0.0	0	0	0	0	0	0	0	1	0	0	0	0	0	0	0	0	0	0	L	19-29
11/29	at Chiefs	P	0	0	0	0.0	0.0	0	0	0	0	0	0	0	0	0	0	0	0	0	0	0	0	0	0	L	17-19
12/08	at Buccaneers	P	1	1	0	0.0	0.0	0	0	0	0	0	0	0	0	0	0	0	0	0	0	0	0	0	0	L	13-28
12/16	Falcons		ON INACTIVE LIST																			L	9-15				
12/22	Jaguars	S	3	1	2	0.0	0.0	0	0	0	0	0	0	0	1	0	0	0	0	0	0	0	0	0	0	W	19-14
2024 TOTALS		14-8	33	14	19	1.5	13.5	3	13	6	0	0	0	0	4	0	0	0	0	0	0	0	0	0	0	3-12	

CHARLES SNOWDEN'S 2023 GXG REGULAR-SEASON STATISTICS (BUCCANEERS/RAIDERS)

DATE	OPPONENT	P/S	TACKLES								INTERCEPTIONS					O. FUMB				ST				MISC		W/L	SCORE
			TK	S	A	SK	YDS	TFL	YDS	QBH	NO	YDS	LG	TD	PD	FF	FR	TD	YDS	TK	S	A	FF	FR	S		
09/10	at Vikings		NOT ON ROSTER																			W	20-17				
09/17	Bears		NOT ON ROSTER																			W	27-17				
09/25	Eagles		NOT ON ROSTER																			L	11-25				
10/01	at Saints		NOT ON ROSTER																			W	26-9				
10/15	Lions		NOT ON ROSTER																			L	6-20				
10/22	Falcons		NOT ON ROSTER																			L	13-16				
10/26	at Bills		NOT ON ROSTER																			L	18-24				
11/05	at Texans		NOT ON ROSTER																			L	37-39				
11/12	Titans		NOT ON ROSTER																			W	20-6				
11/19	at 49ers		NOT ON ROSTER																			L	14-27				
11/26	at Colts		NOT ON ROSTER																			L	20-27				
12/03	Panthers		NOT ON ROSTER																			W	21-18				
			Went from Buccaneers to Raiders .																								
12/10	Vikings		PRACTICE SQUAD																			L	0-3				
12/14	Chargers		PRACTICE SQUAD																			W	63-21				
12/25	at Chiefs		PRACTICE SQUAD																			W	20-14				
12/31	at Colts		PRACTICE SQUAD																			L	20-23				
01/07	Broncos		PRACTICE SQUAD																			W	27-14				
2023 TOTALS			0	0	0	0.0	0.0	0	0	0	0	0	0	0	0	0	0	0	0	0	0	0	0	0	0	8-9	



ROBERT SPILLANE



POSITION: Linebacker

NFL SEASON: 6

HT/WT: 6-1/229

RAIDERS SEASON: 2

ACQUIRED: UFA-'23 (PIT.)

COLLEGE: Western Michigan

BORN: 12/14/95

HOMETOWN: Oak Park, Ill.

TRANSACTIONS: Signed by Tennessee Titans as an undrafted free agent, May 14, 2018...Waived by Titans, Sept. 1, 2018...Signed by Titans to practice squad, Sept. 2, 2018...Signed by Titans to active roster, Oct. 9, 2018...Waived by Titans, Oct. 29, 2018...Signed by Pittsburgh Steelers as a free agent, Feb. 8, 2019...Waived by Steelers, Aug. 31, 2019...Signed by Steelers to practice squad, Sept. 1, 2019...Signed by Steelers to active roster, Nov. 5, 2019...Re-signed by Steelers as an exclusive rights free agent, March 24, 2021...Re-signed by Steelers as a restricted free agent, Apr. 8, 2022...Signed by Las Vegas Raiders as an unrestricted free agent, March 16, 2023.

AT A GLANCE

Has appeared in 69 games and made 33 starts over six seasons, totaling 314 tackles (193 solo), 17 tackles for loss, 6.5 sacks, 12 passes defended, four interceptions (one returned for a TD), nine quarterback hits, one forced fumble and two fumble recoveries.

Established career highs in every statistical category in his first season with the Raiders (2023), starting in all 17 games and totaling 148 tackles (82 solo), seven tackles for loss, 3.5 sacks, three interceptions, four quarterback hits, four passes defended, one forced fumble and one fumble recovery.

Spillane's 148 tackles in 2023 were the 10th most in the NFL and the second most in a single season in Raiders history - only behind Denzel Perryman's 154 tackles in 2021.

His three interceptions in 2023 ranked tied for fourth in the league among linebackers. His three interceptions were also the most in a single season by a Raiders linebacker since 2007 (Kirk Morrison, 4).

In 2023, Spillane became the only player in Raiders history (since 1987) to record 100+ tackles, 3.0+ sacks and 3+ interceptions in a single season.

Owns 225 tackles since the beginning of the 2022 season, the fourth most in the NFL among undrafted defenders.

games...Has played in two career playoff games and recorded 14 tackles (11).

2024: (9/8) at LAC: Led the defense with 10 total tackles (seven solo) and added one tackle for loss...**(9/15) at Bal.:** Led the defense with 10 total tackles (eight) and added one interception and two passes defended...Recorded 10 tackles for the second-straight game, becoming just the third player in Raiders history (since 1987) to record 10+ tackles in each of the first two games of a single season...**(9/22) vs. Car.:** Led the defense with 11 total tackles (seven) and added 1.0 sack, one tackle for loss and one quarterback hit...**(9/29) vs. Cle.:** Led the defense with 12 total tackles (nine) and added one tackle for loss...Notched his fourth consecutive game with 10+ tackles, joining Denzel Perryman (4 in 2021) as the only two players in Raiders history (since 1987) to start a season with four consecutive games of 10+ tackles...Spillane became one of 13 players in NFL history to record 10+ total tackles in each of the first four games of a single season...**(10/6) at Den.:** Led the defense with 10 total tackles (six) and added two tackles for loss...Notched his fifth consecutive game with 10+ tackles, joining Denzel Perryman (6 in 2021) as the only two players in Raiders history (since 1987) to start a season with five consecutive games of 10+ tackles...**(10/13) vs. Pit.:** Finished with eight tackles (five) and added one pass defended...**(10/20) at LAR:** Totaled five tackles (three solo) and one pass defended...**(10/27) vs. KC:** Tied his season high with 12 total tackles (six solo) and one tackle for loss, surpassing 10 tackles for the sixth time in 2024 and joining Denzel Perryman (7 in 2021) as the only two players in Raiders history (since 1987) to start a season with 6+ games of 10+ tackles in the first eight games of a single season...Also notched his 16th game with 10+ tackles, tying Antonio Pierce (16) for the 11th most of such games among undrafted defenders since 2000...He also became one of 19 players in NFL history to record 10+ total tackles in 6+ of the first eight games of a single season...**(11/3) at Cin.:** Posted seven tackles (one solo), one tackle for loss, and one quarterback hit...**(11/17) at Mia.:** Finished with a team-leading 11 tackles (five solo)...**(11/24) vs. Den.:** Totaled five tackles (three solo)...**(12/8) at TB:** Combined for seven tackles (five solo)...**(12/16) vs. Atl.:** Finished with eight total tackles (four solo), one interception and one pass defended...He reached his second interception on the season and the sixth of his career, tied for the fourth most interceptions among undrafted linebackers in their first 83 career games in the NFL since 2000...Since joining the Raiders in 2023, Spillane has recorded 274 tackles, the fourth most in the NFL over that span...**(12/22) vs. Jac.:** Finished with eight tackles (five solo) and one tackle for loss.

2023: Established career highs in every statistical category in his first season with the Raiders, starting in all 17 games and totaling 148 tackles (82 solo), seven tackles for loss, 3.5 sacks, three interceptions, four quarterback hits, four passes defended, one forced fumble and one fumble recovery...His single-season career-high 148 tackles in 2023 were the 10th most in the NFL, and his three interceptions ranked tied for fourth in the league among linebackers...His three interceptions were also the most in a single season by a Raiders linebacker since 2007 (Kirk Morrison, four)...In coverage, allowed just a 78.8 passer rating to opposing quarterbacks in 2023, the seventh lowest mark among linebackers in the NFL (min. 40 targets)...He was one of just four linebackers in the NFL in 2023 and just the fourth player in Raiders history (since 1982) to record 3.0+ sacks and 3+ interceptions in a single season...Logged six games with 10+ tackles in 2023, tied for the fourth most double-digit tackle games in a single season in franchise history...**(9/10)**

at Den.: Totaled seven tackles (four) and one tackle for loss...**(9/17) at Buf.:** Led the Raiders defense with a single-game career-high 14 total tackles (nine) and added one sack, one quarterback hit and one tackle for loss...**(9/24) vs. Pit.:** Recorded seven tackles (six)...**(10/1) at LAC:** Posted five tackles (one)...**(10/9) vs. GB:** Totaled nine tackles (seven solo), two interceptions and two passes defended, notching his first game with multiple interceptions, becoming the first Raiders defender since 2020 (Jeff Heath, 11/15/20) to record two interceptions in a single game...Also became the first Raiders linebacker to have two interceptions in a single game since 2001 (William Thomas, two; 12/15/01 at SD)...**(10/15) vs. NE:** Tied for the team lead with seven total tackles (three)...**(10/22) at Chi.:** Led the team with eight total tackles (five)...**(10/30) at Det.:** Tallied eight tackles (four) and one fumble recovery...**(11/5) vs. NYG:** Led the team with nine total tackles and added a half sack and one quarterback hit...**(11/12) vs. NYJ:** Tied for the team lead with seven total tackles (four) and added 1.0 sack, one tackle for loss, one pass defended and one interception (25 INT return yards), becoming the first Raiders defender since 2016 (Khalil Mack, 11/27/16 vs. CAR) to record 1.0-plus sack and 1-plus interception in a single game...Earned Week 10 AFC Defensive Player of the Week for his performance...**(11/19) at Mia.:** Led the team with 13 total tackles (six) and added one tackle for loss and one pass defended...**(11/26) vs. KC:** Led the team with 11 total tackles (six) and added one quarterback hit...**(12/10) vs. Min.:** Tied for the team lead with 10 total tackles (seven) and added 1.0 sack, two tackles for loss and quarterback hit, notching his fourth game with 10-plus tackles...**(12/14) vs. LAC:** Tallied four total tackles (one) and one forced fumble...**(12/25) at KC:** Tied for the team lead with 11 tackles (nine) and added one tackle for loss...**(12/31) at Ind.:** Notched six tackles (five)...**(1/7/24) vs. Den.:** Finished with a team-high 12 tackles (five), registering his sixth game with 10-plus total tackles.

2022 (with Pit.): Played in 16 games with five starts at linebacker...Set career highs in games played (16), tackles (77), tackles for loss (four) and passes defended (four)...Recorded five or more total tackles in nine games...**(9/11) at Cin.:** Recorded five tackles (three) and one sack...**(9/18) vs. NE.:** Recorded six tackles (three)...Added one tackle on special teams...**(9/22) at Cle.:** Posted two tackles...**(10/2) vs. NYJ:** Recorded one tackle...**(10/9) at Buf.:** Registered a season-high two passes defended...**(10/16) vs. TB.:** Totaled five tackles and one passes defended...**(10/23) at Mia.:** Posted three tackles...**(10/30) at Phi.:** Recorded four tackles (three)...**(11/13) vs. NO.:** Made his first start at linebacker...Tallied seven tackles (five) and one tackle for loss...**(11/20) vs. Cin.:** Totaled five tackles, one pass defended, one tackle for loss and one special teams tackle...**(12/4) at Atl.:** Recorded one tackle...**(12/11) vs. Bal.:** Posted two tackles...**(12/18) at Car.:** Registered seven tackles (six) and one tackle for loss...**(12/24) vs. LV.:** Recorded a season-high 12 tackles (seven)...**(1/1/23) at Bal.:** Recorded nine tackles (five solo), one tackle for loss...**(1/8/23) vs. Cle.:** Recorded eight tackles on defense.

2021 (with Pit.): Played in 14 games with four start and totaled 45 tackles (23 solo) and two tackles for loss...Finished with a career-high 11 special teams tackles (six)...**(9/19) vs. LV.:** Finished with 10 tackles (seven) and one tackle for loss...Marked his second career game with 10+ tackles...Added two tackles on special teams...**(10/3) at GB:** Posted one tackle on special teams...**(10/10) vs. Den.:** Recorded two tackles (one)...**(10/17) vs. Sea.:** Recorded two tackles on defense and one stop on special teams...**(10/31) at Cle.:** Posted one tackle on defense and one tackle on special teams...**(11/14) vs. Det.:** Recorded two tackles (one) on special teams...**(11/21) at LAC:** Notched one tackle on defense...Added one stop on special teams...**(11/28) at Cin.:** Posted one tackle...**(12/19) vs. Ten.:** Registered three tackles (one)...Made one tackle on special teams...**(12/26) at KC.:** Recorded a career-high 13 tackles (five)...**(1/3/22) vs. Cle.:** Finished with eight tackles (four) and one tackle for loss...**(1/9/22) at Bal.:** Logged four tackles (three) on defense and added one stop on special teams...**Postseason: (1/16/22) at KC:** Started at linebacker and recorded five tackles.

2020 (with Pit.): Played in 12 games with seven starts and tallied 43 tackles (37 solo), four tackles for loss, four passes defended, two sacks, one fumble recovery and one INT returned for TD...**(9/14) at NYG:** Appeared on special teams and recorded one tackle...**(10/18) vs. Cle.:** Recorded five tackles (four) and one tackle for loss...Added one tackle on special teams tackle...**(10/25) at Ten.:** Made his first career start at linebacker and recorded three tackles (two)...**(11/1) at Bal.:** Started at linebacker and registered his first career INT, picking off QB Lamar Jackson at the Steelers' 33-yard line and returning it for a TD...Finished with a season-high 11 tackles (10), one forced fumble and two passes defended...**(11/8) at Dal.:** Recorded six tackles...**(11/15) vs. Cin.:** Registered five tackles (four) and his first career sack, a six-yard take-down of QB Joe Burrow...**(12/7) vs. Was.:** Compiled three tackles (two), one tackle for loss, two passes defended and a nine-yard sack of QB Alex Smith.

2019 (with Pit.): Appeared in eight games after starting the season on the team's practice squad...Was a primary contributor on special teams with 10 tackles (seven)...**(11/10) vs. LAR:** Recorded two tackles on special teams...**(11/14) at Cle.:** Made one tackle on special teams...**(11/24) at Cin.:** Recorded a season-high four tackles on special teams...**(12/8) at Ari.:** Notched two tackles on special teams...**(12/29) at Bal.:** Posted one tackle on special teams.

2018 (with Ten.): Began the season on the Titans' practice squad before signing to the active roster for two games...**(10/14) vs. Bal.:** Made his NFL debut on special teams...**(10/21) at LAC:** Appeared on special teams.

COLLEGE: Finished his college career at Western Michigan with 312 tackles, 32.5 tackles for loss, 10 sacks, four interceptions, five passes defended, two fumble recoveries and three forced fumbles...Earned All Mid-American Conference Second Team honors in both his junior and senior seasons...As a senior in 2017, recorded 88 tackles, 11 tackles for loss and 1.5 sacks...Registered four games with 10 or more tackles...As a junior in 2016, lead the team with 105 tackles, nine tackles for loss, two sacks, two forced fumbles and three INTs...Named a four-time MAC West Defensive Player of the Week...As a sophomore in 2015, played in eight games with six starts...Totaled 46 tackles, 5.5 tackles for loss, 1.5 sacks, one forced fumble and two passes defended...Appeared in 13 games with eight starts as a freshman in 2014...Finished fourth on the team in tackles with 67...Added four sacks and 5.5 tackles for loss.

PERSONAL: Attended Fenwick High School in Oak Park, Ill....Rated as a three-star recruit by ESPN, Rivals and 247Sports...Ranked as 29th best recruit in the state of Illinois...Team advanced to second round of Illinois state playoffs...Registered 13 total TDs as a junior for a total of 1,162 all-purpose yards...Grandfather, John Lattner, won the 1953 Heisman Trophy at Notre Dame...Last name pronounced Spuh-LANE.

ADDITIONAL STATISTICS: Special teams tackles – 10 in 2019, 2 in 2020, 11 in 2021, 2 in 2022; NFL totals: 25.

SINGLE-GAME HIGHS: TACKLES: Total – 13, 12/26/21 at KC. Solo – 10, 11/1/20 at Bal. Passes defended – 2, three times; last: 10/9/22 at Buf. Interceptions – 1, 11/1/20 at Bal. Touchdowns – 1, 11/1/20 at Bal. Fumble Recoveries – 1, 1, 11/1/20 at Bal.

REGULAR SEASON COMPARISON: DEFENSIVE - NEW ORLEANS SAINTS

DATE	OPP	W/L	GP/GS	TACKLES				SACK	YDS.	INT	TFL	PD	QBH	TD	MISC	
				TOT	SOLO	ASST									FF	FR
11/13/22	PIT vs. NO	W	5	7	5	2	0.0	0.0	0	1	0	0	0	0	0	0
TOTALS		1/0	1/1	7	5	2	0.0	0.0	0	1	0	0	0	0	0	0

ROBERT SPILLANE'S NFL REGULAR SEASON DEFENSIVE STATISTICS

DATE	TEAM	GP	GS	TACKLES							INTERCEPTIONS					O. FUMB				ST				MISC			
				TK	S	A	TFL	YDS	SK	YDS	QBH	NO	YDS	LG	TD	PD	FF	FR	TD	YDS	TK	S	A	FF	FR	S	A
2018	Titans	2	0	0	0	0	0	0	0.0	0.0	0	0	0	0	0	0	0	0	0	0	0	0	0	0	0	0	0
2019	Steelers	8	0	1	1	0	0	0	0.0	0.0	0	0	0	0	0	0	0	0	0	0	10	7	3	0	0	0	0
2020	Steelers	12	7	43	37	6	4	21	2.0	15.0	3	1	33	33t	1	4	0	1	0	0	2	2	0	0	0	0	0
2021	Steelers	14	4	45	23	2	2	4	0.0	0.0	0	0	0	0	0	0	0	0	0	11	6	5	0	0	0	0	0
2022	Steelers	16	5	77	50	27	4	9	1.0	0.0	2	0	0	0	0	4	0	0	0	2	2	0	0	0	0	0	0
2023	Raiders	17	17	148	82	66	7	16	3.5	15.0	4	3	53	25	0	4	1	1	0	0	0	0	0	0	0	0	0
2024	Raiders	15	15	134	81	53	8	18	1.0	6.0	2	2	0	0	0	5	0	0	0	0	0	0	0	0	0	0	0
NFL TOTALS		84	48	448	274	174	25	68	7.5	36.0	11	6	86	33T	1	17	1	2	0	0	25	17	8	0	0	0	0

ROBERT SPILLANE'S NFL POSTSEASON DEFENSIVE STATISTICS

DATE	TEAM	GP	GS	TACKLES							INTERCEPTIONS					O. FUMB				ST				MISC			
				TK	S	A	TFL	YDS	SK	YDS	QBH	NO	YDS	LG	TD	PD	FF	FR	TD	YDS	TK	S	A	FF	FR	S	A
2020	Steelers	1	1	9	6	3	0	0	0.0	0.0	0	0	0	0	0	0	0	0	0	0	0	0	0	0	0	0	0
2021	Steelers	1	1	5	5	0	0	0	0.0	0.0	0	0	0	0	0	0	0	0	0	0	0	0	0	0	0	0	0
NFL TOTALS		2	2	14	11	3	0	0	0.0	0.0	0	0	0	0	0	0	0	0	0	0	0	0	0	0	0	0	0

SINGLE-GAME HIGHS: DEFENSIVE

Total Tackles	14 at Buffalo Bills, Sep 17, 2023 13 at Miami Dolphins, Nov 19, 2023 ...1 more at 13.	Tackles For Loss	2 at Denver Broncos, Oct 06, 2024 ...1 more at 2.
Solo Tackles	10 at Baltimore Ravens, Nov 01, 2020 9 vs. Cleveland Browns, Sep 29, 2024 ...1 more at 9.	Interceptions	2 vs. Green Bay Packers, Oct 09, 2023 1 vs. Atlanta Falcons, Dec 16, 2024 ...3 more at 1.
Sacks	1.0 vs. Carolina Panthers, Sep 22, 2024 ...6 more at 1.0.	Interception Return Yards	33 at Baltimore Ravens, Nov 01, 2020 28 vs. Green Bay Packers, Oct 09, 2023
Passes Defensed	2 at Baltimore Ravens, Sep 15, 2024 ...4 more at 2.	Special Teams Tackles	4 at Cincinnati Bengals, Nov 24, 2019 2 at Los Angeles Chargers, Nov 21, 2021 ...4 more at 2.
Fumble Recoveries	1 at Detroit Lions, Oct 30, 2023 ...1 more at 1.		

SINGLE-GAME HIGHS - POSTSEASON: DEFENSIVE


Total Tackles	9 vs. Cleveland Browns, Jan 10, 2021 5 at Kansas City Chiefs, Jan 16, 2022	Solo Tackles	6 vs. Cleveland Browns, Jan 10, 2021 5 at Kansas City Chiefs, Jan 16, 2022
----------------------	---	---------------------	---

ROBERT SPILLANE'S 2024 GXG REGULAR-SEASON STATISTICS (RAIDERS)

DATE	OPPONENT	P/S	TACKLES									INTERCEPTIONS					O. FUMB				ST				MISC		W/L	SCORE
			TK	S	A	SK	YDS	TFL	YDS	QBH	NO	YDS	LG	TD	PD	FF	FR	TD	YDS	TK	S	A	FF	FR	S	A		
09/08	at Chargers	S	10	7	3	0.0	0.0	1	1	0	0	0	0	0	0	0	0	0	0	0	0	0	0	0	0	L	10-22	
09/15	at Ravens	S	11	8	3	0.0	0.0	0	0	0	1	0	0	0	2	0	0	0	0	0	0	0	0	0	0	W	26-23	
09/22	Panthers	S	11	7	4	1.0	6.0	1	6	1	0	0	0	0	0	0	0	0	0	0	0	0	0	0	0	L	22-36	
09/29	Browns	S	12	9	3	0.0	0.0	1	2	0	0	0	0	0	0	0	0	0	0	0	0	0	0	0	0	W	20-16	
10/06	at Broncos	S	10	6	4	0.0	0.0	2	3	0	0	0	0	0	0	0	0	0	0	0	0	0	0	0	0	L	18-34	
10/13	Steelers	S	8	5	3	0.0	0.0	0	0	0	0	0	0	0	1	0	0	0	0	0	0	0	0	0	0	L	13-32	
10/20	at Rams	S	5	3	2	0.0	0.0	0	0	0	0	0	0	0	1	0	0	0	0	0	0	0	0	0	0	L	15-20	
10/27	Chiefs	S	12	6	6	0.0	0.0	1	1	0	0	0	0	0	0	0	0	0	0	0	0	0	0	0	0	L	20-27	
11/03	at Bengals	S	7	1	6	0.0	0.0	1	1	1	0	0	0	0	0	0	0	0	0	0	0	0	0	0	0	L	24-41	
11/17	at Dolphins	S	11	5	6	0.0	0.0	0	0	0	0	0	0	0	0	0	0	0	0	0	0	0	0	0	0	L	19-34	
11/24	Broncos	S	5	3	2	0.0	0.0	0	0	0	0	0	0	0	0	0	0	0	0	0	0	0	0	0	0	L	19-29	
11/29	at Chiefs	S	9	7	2	0.0	0.0	0	0	0	0	0	0	0	0	0	0	0	0	0	0	0	0	0	0	L	17-19	
12/08	at Buccaneers	S	7	5	2	0.0	0.0	0	0	0	0	0	0	0	0	0	0	0	0	0	0	0	0	0	0	L	13-28	
12/16	Falcons	S	8	4	4	0.0	0.0	0	0	0	1	0	0	0	1	0	0	0	0	0	0	0	0	0	0	L	9-15	
12/22	Jaguars	S	8	5	3	0.0	0.0	1	4	0	0	0	0	0	0	0	0	0	0	0	0	0	0	0	0	W	19-14	
2024 TOTALS		15-15	134	81	53	1.0	6.0	8	18	2	2	0	0	0	5	0	0	0	0	0	0	0	0	0	0	3-12		

ROBERT SPILLANE'S 2023 GXG REGULAR-SEASON STATISTICS (RAIDERS)

DATE	OPPONENT	P/S	TACKLES									INTERCEPTIONS					O. FUMB				ST				MISC		W/L	SCORE
			TK	S	A	SK	YDS	TFL	YDS	QBH	NO	YDS	LG	TD	PD	FF	FR	TD	YDS	TK	S	A	FF	FR	S	A		
09/10	at Broncos	S	7	4	3	0.0	0.0	1	2	0	0	0	0	0	0	0	0	0	0	0	0	0	0	0	0	0	W	17-16
09/17	at Bills	S	14	8	6	1.0	0.0	1	2	1	0	0	0	0	0	0	0	0	0	0	0	0	0	0	0	0	L	10-38
09/24	Steelers	S	7	6	1	0.0	0.0	0	0	0	0	0	0	0	0	0	0	0	0	0	0	0	0	0	0	L	18-23	
10/01	at Chargers	S	5	2	3	0.0	0.0	0	0	0	0	0	0	0	0	0	0	0	0	0	0	0	0	0	0	L	17-24	
10/09	Packers	S	9	2	7	0.0	0.0	0	0	0	2	28	24	0	2	0	0	0	0	0	0	0	0	0	0	0	W	17-13
10/15	Patriots	S	7	3	4	0.0	0.0	0	0	0	0	0	0	0	0	0	0	0	0	0	0	0	0	0	0	W	21-17	
10/22	at Bears	S	8	5	3	0.0	0.0	0	0	0	0	0	0	0	0	0	0	0	0	0	0	0	0	0	0	L	12-30	
10/30	at Lions	S	8	4	4	0.0	0.0	0	0	0	0	0	0	0	0	0	1	0	0	0	0	0	0	0	0	L	14-26	
11/05	Giants	S	9	5	4	0.5	4.0	0	0	1	0	0	0	0	0	0	0	0	0	0	0	0	0	0	0	W	30-6	
11/12	Jets	S	7	4	3	1.0	1.0	1	1	0	1	25	25	0	1	0	0	0	0	0	0	0	0	0	0	0	W	16-12
11/19	at Dolphins	S	13	6	7	0.0	0.0	1	0	0	0	0	0	0	1	0	0	0	0	0	0	0	0	0	0	L	13-20	
11/26	Chiefs	S	11	6	5	0.0	0.0	0	0	1	0	0	0	0	0	0	0	0	0	0	0	0	0	0	0	L	17-31	
12/10	Vikings	S	10	7	3	1.0	10.0	2	11	1	0	0	0	0	0	0	0	0	0	0	0	0	0	0	0	L	0-3	
12/14	Chargers	S	4	1	3	0.0	0.0	0	0	0	0	0	0	0	0	1	0	0	0	0	0	0	0	0	0	W	63-21	
12/25	at Chiefs	S	11	9	2	0.0	0.0	1	0	0	0	0	0	0	0	0	0	0	0	0	0	0	0	0	0	W	20-14	
12/31	at Colts	S	6	5	1	0.0	0.0	0	0	0	0	0	0	0	0	0	0	0	0	0	0	0	0	0	0	L	20-23	
01/07	Broncos	S	12	5	7	0.0	0.0	0	0	0	0	0	0	0	0	0	0	0	0	0	0	0	0	0	0	W	27-14	
2023 TOTALS		17-17	148	82	66	3.5	15.0	7	16	4	3	53	25	0	4	1	1	0	0	0	0	0	0	0	0	8-9		



ISAIAH SPILLER

35

POSITION: Running Back **NFL SEASON:** 3
HT/WT: 6-1/215 **RAIDERS SEASON:** 1
ACQUIRED: FA-'24 **COLLEGE:** Texas A&M
BORN: 08/09/01 **HOMETOWN:** Spring, Texas

ISAIAH SPILLER'S NFL REGULAR SEASON RUSHING/RECEIVING STATISTICS

DATE	TEAM	GP		RUSHING					RECEIVING				
		GS		NO.	YDS.	AVG.	LG	TD	NO.	YDS.	AVG.	LG	TD
2022	Chargers	6	0	18	41	2.3	11	0	3	13	4.3	8	0
2023	Chargers	9	0	37	96	2.6	8	0	6	34	5.7	10	0
2024	Chargers	0	0	0	0	0.0	0	0	0	0	0.0	0	0
NFL TOTALS		15	0	55	137	2.5	11	0	9	47	5.2	10	0

ISAIAH SPILLER'S NFL POSTSEASON RUSHING/RECEIVING STATISTICS

DATE	TEAM	GP		RUSHING					RECEIVING				
		GS		NO.	YDS.	AVG.	LG	TD	NO.	YDS.	AVG.	LG	TD
2022	Chargers	0	0	0	0	0.0	0	0	0	0	0.0	0	0
NFL TOTALS		0	0	0	0	0.0	0	0	0	0	0.0	0	0

ISAIAH SPILLER'S NFL REGULAR SEASON RETURN STATISTICS

DATE	TEAM	KICKOFF RETURNS					PUNT RETURNS					
		RET.	YDS.	AVG.	LG	TD	NO.	FC	YDS.	AVG.	LG	TD
2022	Chargers	0	0	0.0	0	0	0	0	0	0.0	0	0
2023	Chargers	0	0	0.0	0	0	0	0	0	0.0	0	0
2024	Chargers	0	0	0.0	0	0	0	0	0	0.0	0	0
NFL TOTALS		0	0	0.0	0	0	0	0	0	0.0	0	0

ISAIAH SPILLER'S NFL POSTSEASON RETURN STATISTICS

DATE	TEAM	KICKOFF RETURNS					PUNT RETURNS					
		RET.	YDS.	AVG.	LG	TD	NO.	FC	YDS.	AVG.	LG	TD
2022	Chargers	0	0	0.0	0	0	0	0	0	0.0	0	0
NFL TOTALS		0	0	0.0	0	0	0	0	0	0.0	0	0


ISAIAH SPILLER'S 2024 GXG REGULAR-SEASON STATISTICS (CHARGERS)

DATE	OPPONENT	P/S	RUSHING					RECEIVING					W/L	SCORE
			NO.	YDS.	AVG.	LG	TD	NO.	YDS.	AVG.	LG	TD		
09/08	Raiders												W	22-10
09/15	at Panthers												W	26-3
09/22	at Steelers												L	10-20
09/29	Chiefs												L	10-17
10/13	at Broncos												W	23-16
10/21	at Cardinals												L	15-17
10/27	Saints												W	26-8
11/03	at Browns												W	27-10
11/10	Titans												W	27-17
11/17	Bengals												W	34-27
11/25	Ravens												L	23-30
12/01	at Falcons												W	17-13
12/08	at Chiefs												L	17-19
12/15	Buccaneers												L	17-40
12/19	Broncos												W	34-27
2024 TOTALS		0-0	0	0	0.0	0	0	0	0	0.0	0	0	9-6	

ISAIAH SPILLER'S 2023 GXG REGULAR-SEASON STATISTICS (CHARGERS)

DATE	OPPONENT	P/S	RUSHING					RECEIVING					W/L	SCORE	
			NO.	YDS.	AVG.	LG	TD	NO.	YDS.	AVG.	LG	TD			
09/10	Dolphins												L	34-36	
09/17	at Titans	P	1	3	3.0	3	0	0	0	0.0	0	0	0	L	24-27+
09/24	at Vikings	P	2	7	3.5	6	0	0	0	0.0	0	0	0	W	28-24
10/01	Raiders	P	5	12	2.4	4	0	2	15	7.5	10	0	0	W	24-17
10/16	Cowboys	P	1	2	2.0	2	0	0	0	0.0	0	0	0	L	17-20
10/22	at Chiefs													L	17-31
10/29	Bears	P	3	3	1.0	2	0	1	5	5.0	5	0	0	W	30-13
11/06	at Jets													W	27-6
11/12	Lions													L	38-41
11/19	at Packers													L	20-23
11/26	Ravens													L	10-20
12/03	at Patriots													W	6-0
12/10	Broncos	P	6	19	3.2	6	0	0	0	0.0	0	0	0	L	7-24
12/14	at Raiders	P	16	50	3.1	8	0	0	0	0.0	0	0	0	L	21-63
12/23	Bills	P	2	1	0.5	1	0	1	4	4.0	4	0	0	L	22-24
12/31	at Broncos	P	1	-1	-1.0	-1	0	2	10	5.0	8	0	0	L	9-16
01/07	Chiefs													L	12-13
2023 TOTALS		9-0	37	96	2.6	8	0	6	34	5.7	10	0	0	5-12	

+ - Overtime



TREY TAYLOR

37

POSITION: Safety

NFL SEASON: R

HT/WT: 6-0/213

RAIDERS SEASON: R

ACQUIRED: D7A-'24

COLLEGE: Air Force

BORN: 01/30/01

HOMETOWN: Frisco, Texas

TRANSACTIONS: Selected by Las Vegas Raiders in the seventh round (223rd overall) of the 2024 NFL Draft, April 27, 2024.

AT A GLANCE

Played in 36 games with 28 starts over five seasons at Air Force (2019-23) and totaled 205 tackles, 11 tackles for loss, 2.5 sacks, six interceptions, 13 passes defended and one forced fumble.

As a senior, earned First Team All-Mountain West honors and was named the Jim Thorpe Award winner – becoming the first player in Air Force’s history to win the award – after starting all 13 games and tying for the team lead in interceptions (three) while also adding 74 tackles and four passes defended.

Named the East-West Shrine Bowl Pat Tillman Award winner, given to a player who best exemplifies character, intelligence, sportsmanship, and service.

2024: (10/13) vs. Pit.: Saw action on special teams...(10/20) at **LAR:** Appeared on special teams...(10/27) **vs. KC:** Played on special teams...(11/3) **at Cin.:** Inactive...(11/17) **at Mia.:** Inactive...(11/24) **vs. Den.:** Played on special teams...(12/8) **at TB:** Appeared on special teams...(12/16) **vs. Atl.:** Played on special teams...(12/22) **vs. Jac.:** Saw action on special teams.

COLLEGE: Played four seasons at Air Force (2019-22), where he appeared in 36 games and made 28 starts...Totaled 205 tackles (120 solo), 11 tackles for loss, 2.5 sacks, six interceptions, 13 passes defended and one forced fumble...As a senior in 2023, won the Jim Thorpe Award as the nation’s top defensive back,

first-ever winner for Air Force...Named Defender of the Nation Award winner and earned first-team All-American honors by AFCA and third-team All-America by Associated Press...First-team All-Mountain West selection...Finished with 74 tackles (40), three interceptions and four passes defended...Posted three tackles and one INT against UNLV...Tiee season-high with 10 tackles at Colorado State...Recorded eight tackles at Navy...Matched a season-high with 10 tackles, including one tackle for loss for 12 yards against Wyoming...Also blocked a PAT...Named Mountain West Defensive Player of the Week...Tallied three tackles, two passes defended and one INT against San Diego State...Returned INT 30 yards for first-career TD...Posted eight tackles, tackle for loss and INT at San Jose State...Returned the INT 51 yards... Recorded six tackles, career-best two tackles for loss and one sack against Utah State...Posted six tackles and one tackle for loss against Robert Morris...Named to preseason All-Mountain West, Bronco Nagurski, Jim Thorpe, Chuck Bednarik and Senior Bowl Watch Lists...In 2022, started all 13 games and led the team with 69 tackles (41)...Added 4.5 tackles for loss, one sack and two INTs...Earned second-team All-Mountain West...Recorded three tackles against Baylor in the bowl game...Tallied five tackles, tackle for loss, INT and pass defended against SDSU, INT came in the endzone in the fourth quarter...Posted eight or more tackles in a game three times...Recorded four tackles against Colorado State...Finished with five tackles and one sack for 15 yards against Army, also had one pass defended...Registered eight tackles against Boise State...Recorded five tackles at UNLV...Surpassed the 100-tackle mark for his career...Totaled a season-high nine tackles at Utah State...Posted six tackles and one tackle for loss against Navy...Logged three tackles against Nevada...Compiled six tackles, one tackle for loss and one INT at Wyoming...Posted four tackles against Colorado...Finished with a team-best eight tackles and added one pass defended against Northern Iowa...In 2021, started 10 games and finished second on the team with 62 tackles (39)...Added 1.5 tackles for loss, one sack and one INT...Led the team with three 10-plus tackle performances...Registered a team- and game-high 10 tackles against Louisville in bowl game...Also had one pass defended...Posted three tackles and one tackle for loss against UNLV...Recorded one tackle and one pass defended at Nevada... Recorded eight tackles and first-career INT at Colorado State...Finished with a team-best 10 tackles against Army...Recorded a career-high 11 tackles against San Diego State...Logged six tackles at Boise State...Totaled a team-high seven tackles against Wyoming...Recorded four tackles, one sack for 11 yards one forced fumble and three passes defended against Florida Atlantic in his first career game...Missed the first three games of the season...Did not see any action in 2020 or 2019...Majored in economics with a minor in Spanish...Member of cadet squadron 13...NFL Hall of Famer Ed Reed is his cousin.

PERSONAL: A native of Frisco, Texas, Taylor attended Lone Star High School where he earned all-state honors as a senior after recording 81 tackles, two forced fumbles, 15 passes defended and a school-record six interceptions...Rated a three-star recruit by 247Sports.com...Earned all-state honors in football twice and was named defensive player of the week two times as a senior...Set school record for interceptions in a season (seven)...Also lettered in track and field...Earned second-team academic all-state honors.

TREY TAYLOR'S NFL REGULAR SEASON DEFENSIVE STATISTICS

DATE	TEAM	GP	GS	TACKLES								INTERCEPTIONS					O. FUMB				ST					MISC						
				TK	S	A	TFL	YDS	SK	YDS	QBH	NO	YDS	LG	TD	PD	FF	FR	TD	YDS	TK	S	A	FF	FR	S	A					
2024	Raiders	8	0	0	0	0	0	0	0.0	0.0	0	0	0	0	0	0	0	0	0	0	0	0	0	0	0	0	0	0	0	0	0	0
NFL TOTALS		8	0	0	0	0	0	0	0.0	0.0	0	0	0	0	0	0	0	0	0	0	0	0	0	0	0	0	0	0	0	0	0	

TREY TAYLOR'S 2024 GXG REGULAR-SEASON STATISTICS (RAIDERS)

DATE	OPPONENT	P/S	TACKLES							INTERCEPTIONS					O. FUMB				ST					MISC		W/L	SCORE
			TK	S	A	SK	YDS	TFL	YDS	QBH	NO	YDS	LG	TD	PD	FF	FR	TD	YDS	TK	S	A	FF	FR	S		
09/08	at Chargers																									L	10-22
09/15	at Ravens																									W	26-23
09/22	Panthers																									L	22-36
09/29	Browns																									W	20-16
10/06	at Broncos																									L	18-34
10/13	Steelers	P	0	0	0	0.0	0.0	0	0	0	0	0	0	0	0	0	0	0	0	0	0	0	0	0	0	L	13-32
10/20	at Rams	P	0	0	0	0.0	0.0	0	0	0	0	0	0	0	0	0	0	0	0	0	0	0	0	0	0	L	15-20
10/27	Chiefs	P	0	0	0	0.0	0.0	0	0	0	0	0	0	0	0	0	0	0	0	0	0	0	0	0	0	L	20-27
11/03	at Bengals																									L	24-41
11/17	at Dolphins																									L	19-34
11/24	Broncos	P	0	0	0	0.0	0.0	0	0	0	0	0	0	0	0	0	0	0	0	0	0	0	0	0	0	L	19-29
11/29	at Chiefs	P	0	0	0	0.0	0.0	0	0	0	0	0	0	0	0	0	0	0	0	0	0	0	0	0	0	L	17-19
12/08	at Buccaneers	P	0	0	0	0.0	0.0	0	0	0	0	0	0	0	0	0	0	0	0	0	0	0	0	0	0	L	13-28
12/16	Falcons	P	0	0	0	0.0	0.0	0	0	0	0	0	0	0	0	0	0	0	0	0	0	0	0	0	0	L	9-15
12/22	Jaguars	P	0	0	0	0.0	0.0	0	0	0	0	0	0	0	0	0	0	0	0	0	0	0	0	0	0	W	19-14
2024 TOTALS		8-0	0	0	0	0.0	0.0	0	0	0	0	0	0	0	0	0	0	0	0	0	0	0	0	0	0	3-12	



TRE TUCKER

POSITION: Wide Receiver

NFL SEASON: 2

HT/WT: 5-9/185


RAIDERS SEASON: 2

ACQUIRED: D3B-'23

COLLEGE: Cincinnati

BORN: 03/08/01

HOMETOWN: Akron, Ohio



TRANSACTIONS: Selected by Las Vegas Raiders in the third round (100th overall) of the 2023 NFL Draft, April 28, 2022.

AT A GLANCE

As a rookie in 2023, played in 16 games and recorded 19 receptions for 331 yards and two touchdowns, while adding 10 carries for 77 rushing yards.

Was one of two wide receivers in the NFL in 2023 with multiple rushes of 15 or more yards.

Played four seasons at Cincinnati (2019-22), where he appeared in 50 games with 11 starts and totaled 112 receptions for 1,433 yards and eight TDs.

Earned second team All-American Athletic Conference honors as a kick returner in 2020 after ranking eighth in the FBS with 29.9 yards per return.

2024: (9/8) at LAC: Posted two receptions for 22 yards and added two punt returns for 28 yards...**(9/15) at Bal.:** Recorded two catches for 13 yards...Added three punt returns for 16 yards...**(9/22) vs. Car.:** Led the team with seven receptions for 96 yards (13.7 avg.) and one touchdown...Hauled in an eighty-yard pass in the fourth quarter from QB Aidan O'Connell...**(9/29) vs. Cle.:** Tied for the team lead with five receptions for 41 yards (8.2 avg.) and added a three-yard rushing touchdown in the second quarter...**(10/6) at Den.:** Caught two passes for 18 yards...**(10/13) vs. Pit.:** Started at wide receiver...**(10/20) at LAR:** Started at wide receiver and posted one rushing attempts for 11 yards and had three

receptions for 36 yards...**(10/27) vs. KC:** Posted one rush for seven yards and two catches for 26 yards...**(11/3) at Cin.:** Posted two receptions for five yards...**(11/17) at Mia.:** Finished with a rush for seven yards and three catches for 28 yards...**(11/24) vs. Den.:** Finished with seven receptions for 82 yards (11.7 avg.)...**(11/29) at KC:** Logged a 58-yard touchdown reception in the game today. The 58-yard touchdown catch is the longest of Tucker's career...Also rushed once for 11 yards...**(12/8) at TB:** Finished with two catches for seven yards...**(12/15) vs. ATL:** Posted two receptions for 18 yards.

2023: Appeared in 16 games with one start and recorded 19 receptions for 331 yards and two touchdowns...Added 10 carries for 77 rushing yards...**(9/17) at Buf.:** On the opening drive of the game, logged his first career rush, taking it 34 yards into Buffalo territory...His 34-yard rush is the third longest run by a Raider since 1991 by a player on their first career run attempt - behind RB Jalen Richard (2016, 75-yd rush TD) and P Johnny Townsend, (2018, 42-yd rush)... **(10/9) vs. GB:** Broke a run for 16 yards in the first quarter...Joined Rondale Moore as the only two wide receivers in the NFL in 2023 with multiple rushes of 15+ yards...**(10/15) vs. NE:** Hauled in two passes for 57 yards (28.5 avg.), including a 48-yard long...**(10/22) at Chi.:** Caught two passes for 16 yards and rushed one time for two yards...**(11/5) vs. NYG:** Led the team with 52 receiving yards on two receptions (26.0 avg.), including a 50-yard grab in the second quarter...**(11/19) at Mia.:** Posted two receptions for 36 yards...**(12/14) vs. LAC:** Finished with three receptions for 59 yards (19.7 avg.) and two touchdowns...Registered his first career receiving touchdown on a 30-yard touchdown pass in the first quarter and his second career receiving touchdown on a 20-yard touchdown reception in the second quarter...**(12/31) at Ind.:** Posted two receptions for 36 yards (18.0 avg.)...**(1/7) vs. Den.:** Added five receptions for 49 yards (15.8 avg.) and rushed one time for 11 yards.

COLLEGE: Played four seasons at Cincinnati (2019-22), where he appeared in 50 games with 11 starts...Totalled 112 receptions for 1,433 yards and eight TDs...Named team captain his senior year and capped his collegiate career as one of the greatest returners in UC history...Ranked fifth all-time in kickoff return average (24.9) and third in kickoff return yards (1,670)...His 67 kickoff returns rank third all-time...Tied second all-time in kickoff returns for touchdowns (two)...Finished his senior season with 671 receiving yards and three TDs on 52 receptions, collecting 917 all-purpose yards...Recorded a career-high 10 receptions and a season-high 110 receiving yards at UCF...Posted seven receptions for 105 yards against Miami Ohio...Registered a season-long 55-yard reception against East Carolina...Opened season with four catches for 66 yards and a 29-yard kickoff return at Arkansas...Tallied five receptions for 92 yards and a TD against Indiana...Totalled five catches for 48 yards at Tulsa...Posted seven catches for 64 yards against USF...Recorded four receptions for 78 yards and one TD at Temple...As a junior in 2021, totaled 426 receiving yards and two TDs on 34 receptions...Registered 22 kickoff returns for 557 yards and one TD...Recorded the longest play of the season on a 99-yard kickoff return against Indiana...Set new career highs in receptions (seven) and receiving yards (114) against SMU...Totalled 34 receiving yards and one TD at Notre Dame...Posted six catches for 51 yards and one TD against USF...Finished with two receptions for 12 yards against Alabama in the College Football Playoff Semifinal...As a sophomore in 2020, was named Second-Team All-AAC at kick returner after leading the league with 29.9 yards per return...Totalled 13 returns for 389 yards and one TD...Totalled four catches for 69 yards and one TD against East Carolina...Set a career-high with 111 return yards against Temple...Played in 14 games with one start as a freshman in 2019...Served as team's primary kick returner...Finished third on the team with seven special teams tackles...Returned 23 kicks for 532 yards, averaging 23.1 yards per return... Ranked fourth in the AAC in kick return average...Added eight rushing attempts for 93 yards...Hauled in eight passes for 99 yards...Hauled in a career-long 56-yard reception at Marshall...Returned four kickoffs for 96 yards at USF...Recorded a 32-yard rush on an end-around in the Birmingham Bowl against Boston College.

PERSONAL: Attended Cuyahoga Valley Christian Academy...Rated a three-star recruit by 247Sports.com and Rivals.com...Named 2018 Division IV OPSWA First-Team All-Ohio and Division IV All-Northeast Inland District First-Team selection...Earned Principles Athletic Conference Offensive Player of the Year and First-Team All-PAC-7 honors...Finished his prep career with 2,417 rushing yards, 1,922 receiving yards and 68 TDs...Holds program records for touchdowns (68) and receiving yards (1,922)...Ran for 1,389 yards and 23 scores and caught 31 passes for 599 yards and six more TDs in 2018...A three-time Ohio HS Athletic Association State Champion in Track and Field...Won the long jump, 100-meter dash and was on the winning 4x200-meter relay team...Has 11

siblings.

TRE TUCKER'S NFL REGULAR SEASON RUSHING/RECEIVING STATISTICS

DATE	TEAM	GP	GS	RECEIVING				RUSHING					
				NO.	YDS.	AVG.	LG	TD	NO.	YDS.	AVG.	LG	TD
2023	Raiders	16	1	19	331	17.4	50	2	10	77	7.7	34	0
2024	Raiders	15	13	42	491	11.7	58t	2	8	39	4.9	11	1
NFL TOTALS		31	14	61	822	13.5	58T	4	18	116	6.4	34	1

TRE TUCKER'S NFL REGULAR SEASON RETURN STATISTICS

DATE	TEAM	KICKOFF RETURNS					PUNT RETURNS					
		RET.	YDS.	AVG.	LG	TD	NO.	FC	YDS.	AVG.	LG	TD
2023	Raiders	0	0	0.0	0	0	0	0	0	0.0	0	0
2024	Raiders	0	0	0.0	0	0	6	3	44	7.3	21	0
NFL TOTALS		0	0	0.0	0	0	6	3	44	7.3	21	0

SINGLE-GAME HIGHS: RUSHING/RECEIVING

Rush Attempts	2 at Denver Broncos, Oct 06, 2024 1 vs. Cleveland Browns, Sep 29, 2024 ...10 more at 1.	Fair Catches	2 at Los Angeles Chargers, Sep 08, 2024 1 vs. Carolina Panthers, Sep 22, 2024
Rushing Yards	34 at Buffalo Bills, Sep 17, 2023 16 vs. Green Bay Packers, Oct 09, 2023	Punt Return Yards	28 at Los Angeles Chargers, Sep 08, 2024 16 at Baltimore Ravens, Sep 15, 2024
Longest Runs	34 at Buffalo Bills, Sep 17, 2023 16 vs. Green Bay Packers, Oct 09, 2023	Longest Punt Return	21 at Los Angeles Chargers, Sep 08, 2024 8 at Baltimore Ravens, Sep 15, 2024 ...1 more at 8.
Receptions	7 vs. Denver Broncos, Nov 24, 2024 ...1 more at 7.	Punt Returns	3 at Baltimore Ravens, Sep 15, 2024 2 at Los Angeles Chargers, Sep 08, 2024
Receiving Yards	96 vs. Carolina Panthers, Sep 22, 2024 82 vs. Denver Broncos, Nov 24, 2024	Punt Return Average	5.3 at Baltimore Ravens, Sep 15, 2024
Receiving Average	19.7 vs. Los Angeles Chargers, Dec 14, 2023 15.8 vs. Denver Broncos, Jan 07, 2024	Special Teams Tackles	2 vs. New York Giants, Nov 05, 2023 1 vs. Minnesota Vikings, Dec 10, 2023
Longest Receptions	58t at Kansas City Chiefs, Nov 29, 2024 54 vs. Carolina Panthers, Sep 22, 2024	Most TDs	2 vs. Los Angeles Chargers, Dec 14, 2023 1 at Kansas City Chiefs, Nov 29, 2024 ...2 more at 1.
Receiving TDs	2 vs. Los Angeles Chargers, Dec 14, 2023 1 vs. Carolina Panthers, Sep 22, 2024	Miscellaneous Tackles	1 at Miami Dolphins, Nov 19, 2023 ...1 more at 1.
All-Purpose Yards	96 vs. Carolina Panthers, Sep 22, 2024 90 vs. Denver Broncos, Jan 07, 2024		

TRE TUCKER'S 2024 GXG REGULAR-SEASON STATISTICS (RAIDERS)

DATE	OPPONENT	P/S	RECEIVING					RUSHING					W/L	SCORE
			NO.	YDS.	AVG.	LG	TD	NO.	YDS.	AVG.	LG	TD		
09/08	at Chargers	S	2	22	11.0	14	0	0	0	0.0	0	0	L	10-22
09/15	at Ravens	S	2	13	6.5	7	0	0	0	0.0	0	0	W	26-23
09/22	Panthers	P	7	96	13.7	54	1	0	0	0.0	0	0	L	22-36
09/29	Browns	S	5	41	8.2	14	0	1	3	3.0	3t	1	W	20-16
10/06	at Broncos	S	2	18	9.0	12	0	2	8	4.0	7	0	L	18-34
10/13	Steelers	S	0	0	0.0	0	0	0	0	0.0	0	0	L	13-32
10/20	at Rams	S	3	36	12.0	15	0	1	11	11.0	11	0	L	15-20
10/27	Chiefs	S	2	26	13.0	20	0	1	7	7.0	7	0	L	20-27
11/03	at Bengals	S	2	5	2.5	6	0	0	0	0.0	0	0	L	24-41
11/17	at Dolphins	S	3	28	9.3	22	0	1	7	7.0	7	0	L	19-34
11/24	Broncos	P	7	82	11.7	28	0	0	0	0.0	0	0	L	19-29
11/29	at Chiefs	S	1	58	58.0	58t	1	1	11	11.0	11	0	L	17-19
12/08	at Buccaneers	S	2	7	3.5	6	0	0	0	0.0	0	0	L	13-28
12/16	Falcons	S	2	18	9.0	10	0	0	0	0.0	0	0	L	9-15
12/22	Jaguars	S	2	41	20.5	29	0	1	-8	-8.0	-8	0	W	19-14
2024 TOTALS		15-13	42	491	11.7	58T	2	8	39	4.9	11	1	3-12	

TRE TUCKER'S 2023 GXG REGULAR-SEASON STATISTICS (RAIDERS)

DATE	OPPONENT	P/S	RECEIVING				RUSHING					W/L	SCORE	
			NO.	YDS.	AVG.	LG	TD	NO.	YDS.	AVG.	LG			TD
09/10	at Broncos											W	17-16	
09/17	at Bills	P	0	0	0.0	0	0	1	34	34.0	34	0	L	10-38
09/24	Steelers	P	0	0	0.0	0	0	0	0	0.0	0	0	L	18-23
10/01	at Chargers	P	0	0	0.0	0	0	0	0	0.0	0	0	L	17-24
10/09	Packers	P	0	0	0.0	0	0	1	16	16.0	16	0	W	17-13
10/15	Patriots	P	2	57	28.5	48	0	1	4	4.0	4	0	W	21-17
10/22	at Bears	P	2	16	8.0	12	0	1	2	2.0	2	0	L	12-30
10/30	at Lions	P	0	0	0.0	0	0	0	0	0.0	0	0	L	14-26
11/05	Giants	P	2	52	26.0	50	0	1	4	4.0	4	0	W	30-6
11/12	Jets	P	0	0	0.0	0	0	1	9	9.0	9	0	W	16-12
11/19	at Dolphins	P	2	36	18.0	19	0	1	-6	-6.0	-6	0	L	13-20
11/26	Chiefs	P	0	0	0.0	0	0	0	0	0.0	0	0	L	17-31
12/10	Vikings	P	0	0	0.0	0	0	0	0	0.0	0	0	L	0-3
12/14	Chargers	P	3	59	19.7	30t	2	1	-2	-2.0	-2	0	W	63-21
12/25	at Chiefs	P	1	-4	-4.0	-4	0	1	5	5.0	5	0	W	20-14
12/31	at Colts	S	2	36	18.0	20	0	0	0	0.0	0	0	L	20-23
01/07	Broncos	P	5	79	15.8	47	0	1	11	11.0	11	0	W	27-14
2023 TOTALS		16-1	19	331	17.4	50	2	10	77	7.7	34	0	8-9	



DALTON WAGNER

78

POSITION: Tackle

NFL SEASON: 2

HT/WT: 6-8/320

RAIDERS SEASON: 2

ACQUIRED: UDFA - '23

COLLEGE: Arkansas

BORN: 10/05/98

HOMETOWN: Spring Grove, Ill.

TRANSACTIONS: Signed by Las Vegas Raiders as an undrafted free agent, May 12, 2023.

COLLEGE: Played five years at Arkansas, playing in 53 games with 40 starts...Two-time All-SEC selection and three-time SEC All-Academic honoree...In 2022, started 12 games and was named first-team All-SEC by Pro Football Focus...Also named second-team All-SEC by the Associated Press...Part of an Arkansas offense that accumulated 6,128 yards to become just the third unit in school history to eclipse 6,000 yards in a season...Rushing attack posted 200-plus rushing yards in nine games, including four straight to start the season...Helped unit produce 300-plus rushing yards in two games...Allowed only two sacks...Helped pave the way for a program record 396 rushing yards against Kansas in the AutoZone Liberty Bowl...Played in the East-West Shrine Bowl...In 2021, started 10 games at right tackle...Made five starts to open the season before missing three games due to injury...Helped pave the way as four different Razorbacks rushed for at least 500 yards on the season for the first time since 1975...Part of an offensive line that blocked for 300-plus yards on the ground in three games and 600-plus yards of total offense twice...In 2020, played in eight games, starting the final five contests at right tackle...Penalized only three times...Made first start of the season against Tennessee...In 2019, started all 12 games at right tackle...Totaled 798 plays, including 751 on the offensive line, the second-most of all Arkansas offensive players...Blocked for an offense that totaled 4,081 total yards, including 2,135 passing yards and 1,766 rushing yards...In 2018 as a redshirt freshman, played in 11-of-12 games with one start...Started at left tackle against Tulsa...Did not allow a sack in 65 pass protection snaps...Redshirted as a true freshman

PERSONAL: Attended Richmond-Burton High School in Richmond, Ill. ...Consensus three-star prospect according to ESPN.com, Rivals.com, Scout.com and 247Sports.com...Rated the No. 256 overall prospect by 247Sports.com...Tabbed as a top-50 prospect at tackle by both 247Sports (No. 32) and Scout.com (No. 46)...Ranked as the No. 1 tackle in Illinois according to Scout.com...Ranked as the No. 4 player in the state by 247Sports.com, No. 8 by Scout.com and No. 19 by ESPN.com...Three-year starter...Named to the Illinois High School Football Coaches Association Class 4A all-state team...Named All-Kishwaukee River Conference...Led team to program's 10th-straight Class 4A playoff appearance in 2016...Selected to participate in the U.S. Army All-American Combine...Father, Brad, played offensive line at Western Illinois...Brother, Bryce, plays offensive line at Southern Illinois

DALTON WAGNER'S NFL REGULAR SEASON STATISTICS

DATE	TEAM	GP	GS
2023	Raiders	0	0
2024	Raiders	0	0
NFL TOTALS		0	0

DALTON WAGNER'S 2024 GXG REGULAR-SEASON STATISTICS (RAIDERS)

DATE	OPPONENT	P/S	W/L	SCORE
09/08	at Chargers	PRACTICE SQUAD	L	10-22
09/15	at Ravens	PRACTICE SQUAD	W	26-23
09/22	Panthers	PRACTICE SQUAD	L	22-36
09/29	Browns	PRACTICE SQUAD	W	20-16
10/06	at Broncos	PRACTICE SQUAD	L	18-34
10/13	Steelers	PRACTICE SQUAD	L	13-32
10/20	at Rams	PRACTICE SQUAD	L	15-20
10/27	Chiefs	PRACTICE SQUAD	L	20-27
11/03	at Bengals	PRACTICE SQUAD	L	24-41
11/17	at Dolphins	PRACTICE SQUAD	L	19-34
11/24	Broncos	PRACTICE SQUAD	L	19-29
11/29	at Chiefs	PRACTICE SQUAD	L	17-19
12/08	at Buccaneers	PRACTICE SQUAD	L	13-28
12/16	Falcons	PRACTICE SQUAD	L	9-15
12/22	Jaguars	PRACTICE SQUAD	W	19-14
2024 TOTALS		0-0	3-12	

DALTON WAGNER'S 2023 GXG REGULAR-SEASON STATISTICS (RAIDERS)

DATE	OPPONENT	P/S		W/L	SCORE
09/10	at Broncos		INJURED RESERVE	W	17-16
09/17	at Bills		INJURED RESERVE	L	10-38
09/24	Steelers		INJURED RESERVE	L	18-23
10/01	at Chargers		INJURED RESERVE	L	17-24
10/09	Packers		INJURED RESERVE	W	17-13
10/15	Patriots		INJURED RESERVE	W	21-17
10/22	at Bears		INJURED RESERVE	L	12-30
10/30	at Lions		INJURED RESERVE	L	14-26
11/05	Giants		INJURED RESERVE	W	30-6
11/12	Jets		INJURED RESERVE	W	16-12
11/19	at Dolphins		INJURED RESERVE	L	13-20
11/26	Chiefs		INJURED RESERVE	L	17-31
12/10	Vikings		INJURED RESERVE	L	0-3
12/14	Chargers		INJURED RESERVE	W	63-21
12/25	at Chiefs		INJURED RESERVE	W	20-14
12/31	at Colts		INJURED RESERVE	L	20-23
01/07	Broncos		INJURED RESERVE	W	27-14
2023 TOTALS		0-0		8-9	



SAM WEBB



POSITION: Cornerback

NFL SEASON: 2

HT/WT: 6-2/195

RAIDERS SEASON: 2

ACQUIRED: UDFA - '22

COLLEGE: Missouri Western State

BORN: 05/19/98

HOMETOWN: Excelsior Springs, Mo.

TRANSACTIONS: Signed by Las Vegas Raiders as an undrafted free agent, May 13, 2022...Waived by Raiders, Aug. 29, 2023...Re-signed by Raiders to practice squad, Aug. 31, 2023...Signed by Carolina Panthers to active roster from Raiders' practice squad, Sept. 14, 2023...Waived by Panthers, Oct. 10, 2023...Signed by Raiders to practice squad Oct. 16, 2023...Re-signed by Raiders as a reserve/future free agent, Jan. 9, 2024.

AT A GLANCE

Played in 17 games with three starts as a rookie and totaled 33 tackles (24 solo), three passes defended and one forced fumble. His 33 tackles were the fifth-most in the NFL among undrafted rookie defenders in 2022. Appeared in 44 games during his career at Missouri Western State and tallied 109 tackles, seven interceptions, 39 passes defended, three forced fumbles and three fumble recoveries.

CAREER: Cornerback joined the Raiders as an undrafted free agent in 2022 and has played in 18 career games (three starts) since entering the league, totaling 33 tackles (24 solo), three passes defended and one forced fumble on defense along with three tackles on special teams...In 2023, started the season on the practice squad before being signed by the Panthers, where he played in one game before being released and re-joining the Raiders practice squad...As a rookie in 2022, played in all 17

games and recorded the third-most tackles in a single season by an undrafted rookie in Raiders history (33), while adding three passes defended, one forced fumble and three tackles on special teams.

2024: (9/8) at LAC: Played exclusively on special teams...**(9/15) at Bal.:** Saw action on defense and special teams...**(9/29) vs. Cle.:** Appeared on special teams...**(10/6) at Den.:** Saw action on special teams...**(10/13) vs. Pit.:** Inactive...**(10/20) at LAR:** Inactive...**(10/27) vs. KC:** Inactive...**(11/3) at Cin.:** Inactive...**(11/17) at Mia.:** Played on defense and special teams...**(11/24) vs. Den.:** Saw action on special teams...**(12/8) at TB:** Appeared on special teams...**(12/16) vs. Atl.:** Inactive...**(12/22) vs. Jac.:** Inactive.

2023 (with Car. and LV): Began the season on the Raiders' practice squad before signing to the Panthers' active roster in Week 2...Was inactive for three contests and played in one game before being waived in Week 6...Re-joined Raiders' practice squad in Week 7, where he spent the remainder of the season.

2022: Played in all 17 games with three starts and totaled 33 tackles (24 solo), three passes defended and one forced fumble...Added three tackles on special teams...His 33 tackles ranked as the third-most tackles in a single season by an undrafted rookie in Raiders history...**(9/18) vs. Ari.:** Recorded two tackles on special teams...**(10/10) at KC:** Recorded one tackle...**(11/6) at Jac:** Posted one tackle...**(11/13) vs. Ind.:** Finished with a career-high eight tackles (six), two passes defended and one forced fumble...His eight tackles were the second-most in a single game in franchise history by an undrafted rookie and most since 2017...**(11/20) at Den.:** Made first career start at cornerback and recorded three tackles...**(11/27) at Sea.:** Posted five tackles...**(12/4) vs. LAC:** Recorded five tackles (three)...**(12/8) at LAR:** Tallied six tackles (three) and one pass defended...**(12/24) at Pit.:** Recorded four tackles.

COLLEGE: Played four years at Missouri Western State, playing in 44 games...Totaled 109 career tackles (92 solo), seven INTs, 39 passes defended, three forced fumbles and three fumble recoveries...As a senior, played in 10 games and notched 30 tackles (28), six passes defended, two forced fumbles and one fumble recovery...Named second-team All-Mid-America Intercollegiate Athletic Association...As a junior, played in 12 games...Finished with 29 tackles (24), three INTs, 15 passes defended, one forced fumble and one fumble recovery...Named first-team Don Hansen All-Super Region Three Team...Named first-team All-MIAA...Tabbed for D2CCA All-Region Second Team honors...As a sophomore, played in 12 games with 11 starts...Named All-MIAA Honorable Mention...Posted 34 tackles (25), one INT, nine passes defended and one fumble recovery...As a redshirt freshman, played in 10 games with eight starts...Recorded 16 tackles (15) and ranked second on the team with three INTs...Also added six passes defended...Redshirted as a true freshman.

PERSONAL: Attended Excelsior Springs (Mo.) High School...Earned all-state, all-district, and all-conference honors...Totaled 12 TDs on offense...As a senior, recorded four INTs as a defensive back.

ADDITIONAL STATISTICS: Special teams tackles – 3 in 2022.

SINGLE-GAME HIGHS: TACKLES: Total – 8, 11/13/22 vs. Ind. Solo – 6, 11/13/22 vs. Ind. Passes defended – 2, 11/13/22 vs. Ind. Forced Fumbles – 1, 11/13/22 vs. Ind.

REGULAR SEASON COMPARISON: DEFENSIVE - NEW ORLEANS SAINTS

DATE	OPP	W/L	GP/GS	TACKLES				SACK	YDS.	INT	TFL	PD	QBH	TD	MISC		FR
				TOT	SOLO	ASST	FF								FF		
10/30/22	LV @ NO	L	P	0	0	0	0.0	0.0	0	0	0	0	0	0	0	0	
TOTALS		0/1	1/0	0	0	0	0.0	0.0	0	0	0	0	0	0	0	0	

SAM WEBB'S NFL REGULAR SEASON DEFENSIVE STATISTICS

DATE	TEAM	GP	GS	TACKLES							INTERCEPTIONS					O. FUMB				ST			MISC					
				TK	S	A	TFL	YDS	SK	YDS	QBH	NO	YDS	LG	TD	PD	FF	FR	TD	YDS	TK	S	A	FF	FR	S	A	
2022	Raiders	17	3	33	24	9	0	0	0.0	0.0	0	0	0	0	0	3	1	0	0	0	0	3	2	1	0	0	0	0
2023	Raiders	0	0	0	0	0	0	0	0.0	0.0	0	0	0	0	0	0	0	0	0	0	0	0	0	0	0	0	0	
Went from Las Vegas to Carolina.																												
2023	Panthers	1	0	0	0	0	0	0	0.0	0.0	0	0	0	0	0	0	0	0	0	0	0	0	0	0	0	0	0	0
2023	TOTAL	1	0	0	0	0	0	0	0.0	0.0	0	0	0	0	0	0	0	0	0	0	0	0	0	0	0	0	0	0
2024	Raiders	9	0	0	0	0	0	0	0.0	0.0	0	0	0	0	0	0	0	0	0	0	0	1	0	1	0	0	0	0
NFL TOTALS		27	3	33	24	9	0	0	0.0	0.0	0	0	0	0	0	3	1	0	0	0	4	2	2	0	0	0	0	0

SINGLE-GAME HIGHS: DEFENSIVE

Total Tackles	8 vs. Indianapolis Colts, Nov 13, 2022 6 at Los Angeles Rams, Dec 08, 2022	Forced Fumbles	1 vs. Indianapolis Colts, Nov 13, 2022
Solo Tackles	6 vs. Indianapolis Colts, Nov 13, 2022 5 at Seattle Seahawks, Nov 27, 2022	Special Teams Tackles	2 vs. Arizona Cardinals, Sep 18, 2022 1 at Jacksonville Jaguars, Nov 06, 2022
Passes Defensed	2 vs. Indianapolis Colts, Nov 13, 2022 1 at Los Angeles Rams, Dec 08, 2022		

SAM WEBB'S 2024 GXG REGULAR-SEASON STATISTICS (RAIDERS)

DATE	OPPONENT	P/S	TACKLES							INTERCEPTIONS					O. FUMB				ST			MISC		W/L	SCORE							
			TK	S	A	SK	YDS	TFL	YDS	QBH	NO	YDS	LG	TD	PD	FF	FR	TD	YDS	TK	S	A	FF			FR	S	A				
09/08	at Chargers		PRACTICE SQUAD																												L	10-22
09/15	at Ravens		PRACTICE SQUAD																												W	26-23
09/22	Panthers		PRACTICE SQUAD																												L	22-36
09/29	Browns	P	0	0	0	0.0	0.0	0	0	0	0	0	0	0	0	0	0	0	0	0	0	0	0	0	0	0	0	0	0	W	20-16	
10/06	at Broncos	P	0	0	0	0.0	0.0	0	0	0	0	0	0	0	0	0	0	0	0	0	0	0	0	0	0	0	0	0	0	L	18-34	
10/13	Steelers		ON INACTIVE LIST																												L	13-32
10/20	at Rams		ON INACTIVE LIST																												L	15-20
10/27	Chiefs		ON INACTIVE LIST																												L	20-27
11/03	at Bengals		ON INACTIVE LIST																												L	24-41
11/17	at Dolphins	P	0	0	0	0.0	0.0	0	0	0	0	0	0	0	0	0	0	0	0	0	0	0	0	0	0	0	0	L	19-34			
11/24	Broncos	P	0	0	0	0.0	0.0	0	0	0	0	0	0	0	0	0	0	0	0	0	0	0	0	0	0	0	0	L	19-29			
11/29	at Chiefs	P	0	0	0	0.0	0.0	0	0	0	0	0	0	0	0	0	0	0	0	0	0	0	0	0	0	0	0	L	17-19			
12/08	at Buccaneers	P	0	0	0	0.0	0.0	0	0	0	0	0	0	0	0	0	0	0	0	0	0	0	0	0	0	0	0	L	13-28			
12/16	Falcons		ON INACTIVE LIST																												L	9-15
12/22	Jaguars		ON INACTIVE LIST																												W	19-14
2024 TOTALS		6-0	0	0	0	0.0	0.0	0	0	0	0	0	0	0	0	0	0	0	0	0	0	0	0	0	0	0	0	0	0	3-12		

SAM WEBB'S 2023 GXG REGULAR-SEASON STATISTICS (RAIDERS/PANTHERS)

DATE	OPPONENT	P/S	TACKLES							INTERCEPTIONS					O. FUMB				ST			MISC		W/L	SCORE							
			TK	S	A	SK	YDS	TFL	YDS	QBH	NO	YDS	LG	TD	PD	FF	FR	TD	YDS	TK	S	A	FF			FR	S	A				
09/10	at Broncos		PRACTICE SQUAD																												W	17-16
Went from Raiders to Panthers.																																
09/18	Saints		ON INACTIVE LIST																												L	17-20
09/24	at Seahawks		ON INACTIVE LIST																												L	27-37
10/01	Vikings		ON INACTIVE LIST																												L	13-21
10/08	at Lions	P	0	0	0	0.0	0.0	0	0	0	0	0	0	0	0	0	0	0	0	0	0	0	0	0	0	0	0	L	24-42			
Went from Panthers to Raiders.																																
10/22	at Bears		PRACTICE SQUAD																												L	12-30
10/30	at Lions		PRACTICE SQUAD																												L	14-26
11/05	Giants		PRACTICE SQUAD																												W	30-6
11/12	Jets		PRACTICE SQUAD																												W	16-12
11/19	at Dolphins		PRACTICE SQUAD																												L	13-20
11/26	Chiefs		PRACTICE SQUAD																												L	17-31
12/10	Vikings		PRACTICE SQUAD																												L	0-3
12/14	Chargers		PRACTICE SQUAD																												W	63-21
12/25	at Chiefs		PRACTICE SQUAD																												W	20-14
12/31	at Colts		PRACTICE SQUAD																												L	20-23
01/07	Broncos		PRACTICE SQUAD																												W	27-14
2023 TOTALS		1-0	0	0	0	0.0	0.0	0	0	0	0	0	0	0	0	0	0	0	0	0	0	0	0	0	0	0	0	6-10				



CODY WHITEHAIR

65

POSITION: Guard
HT/WT: 6-3/316
ACQUIRED: FA-'24
BORN: 07/11/92

RAIDERS SEASON: 1
COLLEGE: Kansas State
HOMETOWN: Kearney, Neb.

TRANSACTIONS: Selected by Chicago Bears in the second round (56th overall) of the 2016 NFL Draft, April 29, 2016...Released by Bears, Feb. 15, 2024...Signed by Las Vegas Raiders as a free agent, April 15, 2024.

AT A GLANCE

Has appeared in 124 career games with 118 starts (61 at center, 54 at left guard and three at right guard) over eight NFL seasons. Started 71 consecutive regular season games to begin his career and was named to the 2016 PFWA All-Rookie team and 2018 Pro Bowl. In 2023, was part of an offensive line that helped the Bears rank second in the NFL in rushing yards (2,399), rushing attempts (534) and rushing yards per game (141.1).

CAREER: Veteran offensive lineman enters his ninth NFL season and first with the Raiders...Spent the last eight seasons (2016-23) with the Bears, after originally being selected by Chicago in the second round (56th overall) of the 2016 NFL Draft...Career totals include 124 games played with 118 starts (61 at center, 54 at left guard and three at right guard).

2024: (9/8) at LAC: Started at left guard and allowed time for QB Gardner Minshew to pass for 257 yards and one TD...**(9/15) at Bal.:** Took over at left guard in the second half and was part of an offensive line that helped Minshew to pass for 276 yards and one touchdown...**(9/22) vs. Car.:** Started at left guard and allowed time for Minshew to pass for 219 yards and one touchdown...**(9/29) vs. Cle.:** Was part of an offensive line that helped pave the way for a season-high 152 rushing yards...**(10/6) at Den.:** Was part of an offensive line that helped the Raiders offense produce 115 rushing yards and mark the second straight game with 100+ rushing yards...**(10/13) vs. Pit.:** Was part of an offensive line that allowed QB Aidan O'Connell to pass for 227 passing yards and one touchdown...**(10/20) at LAR:** Was part of an offensive line that helped the Raiders offense produce 122 rushing yards, the second most in a single game for the Silver and Black this season only behind Week 4 vs. Cle (152)...**(10/27) vs. KC:** Allowed time for Gardner Minshew to complete 24-of-30 (80.0%) passes for 209 yards and two touchdowns...**(11/3) at Cin.:** Started at right guard and helped the offense record 198 total yards...**(11/17) at Mia.:** Inactive...**(11/24) vs. Den.:** Inactive...**(11/29) at KC:** Inactive...**(12/8) at TB:** Inactive...**(12/15) vs. ATL:** Was part of an offense that finished with 249 total net yards, including 208 net passing yards and 65 rushing yards.

2023 (with Chi.): Appeared in 16 games with 11 starts at left guard and one at center...Allowed zero sacks in 9-of-11 starts...Part of an offensive line that helped the offense rank second in the NFL in rushing yards (2,399), rushing attempts (534) and rushing yards per game (141.1)...Finished tied for first with San Francisco 49ers for most big plays rushing (10-plus yards) with 74 and ranked fifth in rushing first downs (137)...Paved the way for QB Justin Fields to rank second in rushing yards among all quarterbacks (657)...**(10/1) vs. Den.:** Allowed time for Fields to complete 28-of-35 passes for 335 yards and four touchdowns...**(10/5) at Was.:** Blocked for Fields as he threw for 282 yards with four touchdowns and no interceptions)...Became the second Bears quarterback to pass for four or more touchdowns in consecutive game...**(10/15) vs. Min.:** Started at center and paved the way for 162 rushing yards and one score...**(10/22) vs. LV:** Helped the offense record 173 rushing yards and two touchdowns...**(12/24) vs. Ari.:** Started at left guard and paved the way for a season-high 250 rushing yards with two touchdowns.

2022 (with Chi.): Started 12 games...**(9/18) at GB:** Started at left guard and blocked for RB David Montgomery, who rushed for a season-high 122 yards...**(9/25) vs. Hou.:** Helped block for RB Khalil Herbert en route to a career-high 157 rushing yards...**(10/2) at NYG:** Made the start at left guard...**(11/6) vs. Mia.:** Played his 100th career game for the Bears...Paved the way for 225 rushing yards, including a regular-season record 178 rushing yards by QB Justin Fields...Became the second team in the Super Bowl era to rush for at least 225 yards in four consecutive games ...**(11/13) vs. Det.:** Started at left guard and blocked for a rushing attack that recorded 258 rushing yards...First team in NFL history to rush for at least 225 yards in five straight games...Became second team since 1920 with at least 2,000 rushing yards through their first 10 games of a season...**(1/1/23) at Det.:** Started at left guard and helped pave way to 200 rushing yards...**(1/8/23) vs. Min.:** Started the final game of the season, helping the Bears set the single-season franchise record with 3,014 rushing yards.

2021 (with Chi.): Started in all 17 games...**(9/12) at LAR:** Helped Montgomery rush for 108 yards...**(10/3) vs. Det.:** Blocked for the offense to rush for 188 yards...**(10/10) at LV:** Blocked for an offense that recorded 143 rushing yards...**(10/31) vs. SF:** Paved the way for QB Justin Fields to rush for a season-high 103 rushing yards...**(11/8) at Pit.:** Helped the offense record a season-high 414 total net yards...**(11/21) vs. Bal.:** Helped the Bears record 353 total net yards on offense...**(11/25) at Det.:** Paved the way for the offense to record 378 total net yards...**(12/5) vs. Ari.:** Blocked for Montgomery as he recorded a season-high 141 all-purpose yards...**(12/26) at Sea.:** Paved the way for two rushing touchdowns and 317 total net yards...**(1/2/22) vs. NYG:** Helped Montgomery rush for two touchdowns.

2020 (with Chi.): Started 14 games at center...Was inactive for two games due to injury...**(9/13) at Det.:** Helped the offense record 149 rushing yards...**(9/20) vs. NYG:** Paved the way for 135 rushing yards on offense...**(9/27) at Atl.:** Blocked for the offense to record 130 rushing yards...**(11/29) at GB:** Helped Montgomery gain 103 yards on the ground...**(12/6) vs. Det.:** Part of an offensive line that paved the way for 140 yards rushing and three touchdowns...**(12/13) vs. Hou.:** Helped the offense gain 169 yards on the ground...**(12/20) at Min.:** Helped pave the way for a season-high 199 yards to go with two rushing scores.

2019 (with Chi.): Started 16 games (eight at left guard and eight at center)...Blocked for RB Jordan Howard who became the ninth player in club history to record 1,000-plus yards from scrimmage in their rookie season...Allowed time for QB Mitchell Trubisky to pass for 3,138 yards...**(10/27) vs. LAC:** Paved the way for Howard to rush for a season-high 27 carries and 135 yards with one

touchdown...**(11/28) at Det.:** Allowed time for Trubisky to complete 29-of-38 passes for a season-high 338 yards with three touchdowns...**(12/5) vs. Dal.:** Helped Trubisky pass for 244 yards with three passing touchdowns and one rushing touchdown...**(12/29) at Min.:** Blocked for Howard to record 113 rushing yards on 23 carries, including a 14-yard TD.

2018 (with Chi.): Started 16 games at center...Was part of an offensive line that allowed just 33 sacks, tied for the third fewest in the NFC...Named to his first career Pro Bowl...Blocked for Trubisky as he recorded four 300-plus yard passing games, tied for the most by a Bears QB in a single season...**(11/11) vs. Det.:** Allowed time for Trubisky to pass for a career-high 355 yards and three touchdowns while rushing for another score to earn NFC Offensive Player of the Week honors...**Postseason: (1/16/19) vs. Phi.:** Started at center in Wild Card playoff game...Allowed time for Trubisky to throw for the most passing yards (303) in a single game in Bears postseason history.

2017 (with Chi.): Started 16 games...Played three different positions on the offensive line (12 games at center, two at left guard and two at right guard)...Helped pave the way for RB Jordan Howard to become the first player in franchise history to rush for 1,000-plus yards in his first two seasons...**(10/15) at Bal.:** Blocked for Howard to record a career-high 167 rushing yards on 36 carries...**(12/10) at Cin.:** Paved the way for Howard to rush for 147 yards, marking his third game of the season with 140-plus yards and 12th 100-yard game of his career...Also allowed time for Trubisky to pass for 271 yards on 25-of-32 passing with one TD in addition to rushing for one score...Became first quarterback in Bears history since 1982 with a passing touchdown and a rushing touchdown in the same game...**(12/16) at Det.:** Allowed time for Trubisky to complete 31-of-46 passes for 314 yards, all single-game Bears rookie records.

2016 (with Chi.): Started all 16 games as a rookie...Paved the way for rookie Howard to 1,313 rushing yards, which ranked second in the NFL...Helped the offense rank third in franchise single-season history in gross passing yards (4,139) and net passing yards (3,969) and second in passing first downs (212) despite starting three different quarterbacks (Matt Barkley – 6; Jay Cutler – 5; Brian Hoyer – 5)...**(10/31) vs. Min.:** Blocked for Howard as he rushed for a career-high 153 yards and earned NFC Offensive Player of the Week and FedEx Ground Player of the Week honors...**(12/4) vs. SF:** Paved the way for Howard to rush for three touchdowns, which ranked tied for second most by a Bears rookie.

COLLEGE: Played four seasons at Kansas State, appearing in 52 career games with 51 starts...Started 41 consecutive games to end his college career...A four-time all-Big 12 honoree...Helped the Wildcats compile a 34-18 record en route to a Big 12 Championship in 2012...As a senior, started all 13 games at left tackle and earned first-team all-Big 12 honors...Helped team rank second nationally in red zone offense (94.5-percent) and 18th in passing yards per completion (14.12)...Named a team captain...Earned First Team Academic all-Big 12 honors...As a junior, started all 13 contests and earned second-team All-Big 12 honors from both the league’s coaches and the Associated Press...Named to the Outland Trophy and Lombardi Award watch lists...Part of an offense that ranked in the top 25 nationally in nine categories, including top-20 marks in team passing efficiency (11th), red zone offense (14th) and passing offense (16th)... Posted 13 in 2013 and earned Second Team all-Big 12 honors from the league’s coaches and Phil Steele... As a freshman in 2012, made 12 starts and was named Honorable Mention All-Big 12 honors from the league’s coaches...Named a Freshman All-American by Phil Steele and to the ESPN.com all-Big 12 team... Started three games at right tackle and nine at left guard.

PERSONAL: Attended Abilene (Kan.) High School...Named to the All-Kansas Top 11 and earned All-Kansas 4A honors by the Kansas Football Coaches Association and Varsity Kansas...Named to PrepStar magazine’s All-Midlands Region team...Recorded 81 tackles (41 solo) with 15 sacks during his senior season...Helped lead the Cowboys to a combined 31-11 record during his career.

CODY WHITEHAIR'S NFL REGULAR SEASON STATISTICS

DATE	TEAM	GP	GS
2016	Bears	16	16
2017	Bears	16	16
2018	Bears	16	16
2019	Bears	16	16
2020	Bears	14	14
2021	Bears	17	17
2022	Bears	12	12
2023	Bears	17	11
2024	Raiders	11	3
NFL TOTALS		135	121

CODY WHITEHAIR'S NFL POSTSEASON STATISTICS

DATE	TEAM	GP	GS
2018	Bears	1	1
2020	Bears	1	1
NFL TOTALS		2	2

CODY WHITEHAIR'S 2024 GXG REGULAR-SEASON STATISTICS (RAIDERS)

DATE	OPPONENT	P/S		W/L	SCORE
09/08	at Chargers	S		L	10-22
09/15	at Ravens	P		W	26-23
09/22	Panthers	S		L	22-36
09/29	Browns	P		W	20-16
10/06	at Broncos	P		L	18-34
10/13	Steelers	P		L	13-32
10/20	at Rams	P		L	15-20
10/27	Chiefs	P		L	20-27
11/03	at Bengals	S		L	24-41
11/17	at Dolphins		ON INACTIVE LIST	L	19-34
11/24	Broncos		ON INACTIVE LIST	L	19-29
11/29	at Chiefs		INACTIVE	L	17-19
12/08	at Buccaneers		ON INACTIVE LIST	L	13-28
12/16	Falcons	P		L	9-15
12/22	Jaguars	P		W	19-14
2024 TOTALS		11-3		3-12	

CODY WHITEHAIR'S 2023 GXG REGULAR-SEASON STATISTICS (BEARS)

DATE	OPPONENT	P/S		W/L	SCORE
09/10	Packers	S		L	20-38
09/17	at Buccaneers	S		L	17-27
09/24	at Chiefs	S		L	10-41
10/01	Broncos	S		L	28-31
10/05	at Commanders	S		W	40-20
10/15	Vikings	S		L	13-19
10/22	Raiders	S		W	30-12
10/29	at Chargers	S		L	13-30
11/05	at Saints	S		L	17-24
11/09	Panthers	S		W	16-13
11/19	at Lions	P		L	26-31
11/27	at Vikings	P		W	12-10
12/10	Lions	P		W	28-13
12/17	at Browns	P		L	17-20
12/24	Cardinals	S		W	27-16
12/31	Falcons	P		W	37-17
01/07	at Packers	P		L	9-17
2023 TOTALS		17-11		7-10	



KRISTIAN WILKERSON

83

POSITION: Wide Receiver

NFL SEASON: 3

HT/WT: 6-1/214

RAIDERS SEASON: 2

ACQUIRED: FA-'23

COLLEGE: Southeast Missouri State

BORN: 01/10/97

HOMETOWN: Memphis, Tenn.

TRANSACTIONS: Signed by Tennessee Titans as an undrafted free agent, May 7, 2020...Waived by Titans, Sept. 5, 2020...Signed by New England Patriots to practice squad, Sept. 8, 2020...Re-signed by Patriots as a reserve/future free agent, Jan. 4, 2021...Waived by the Patriots, Aug. 31, 2021...Signed by Patriots to practice squad, Sept. 1, 2021...Re-signed by Patriots as a reserve/future free agent, Jan. 17, 2022...Waived by Patriots, Feb. 15, 2023...Claimed via waivers by Indianapolis Colts, Feb. 20, 2023...Waived by Colts, May 2, 2023...Signed by Las Vegas Raiders as a free agent, May 15, 2023...Waived by Raiders, Nov. 4, 2023...Signed by Raiders to practice squad, Nov. 7, 2023...Re-signed by Raiders as a Reserve/Future free agent, Jan. 8, 2024.

AT A GLANCE

Has appeared in six career games with two starts during his time with the New England Patriots (2020-22) and Las Vegas Raiders (2023), recording four receptions for 42 yards and two touchdowns. Played four seasons at Southeast Missouri State (2015-18) where he appeared in 47 games with 43 starts and totaled 219 receptions for 3,540 yards and 33 touchdowns.

CAREER: Has appeared in six career games with two starts during his time with the New England Patriots (2020-22) and Las Vegas Raiders (2023), recording four receptions for 42 yards and two touchdowns...In 2023, played two games with one start...Spent the entire 2022 season on the reserve/injured list...In 2021, appeared in three games with one start and registered four catches for 42 yards and two touchdowns...Played in one game as a rookie in 2020.

(10/13) vs. Pit.: Had two receptions for 18 yards and one touchdown.

2023: Appeared in two games with one start before being waived in Week 8...Re-signed to club's practice squad in Week 10, where he spent remainder of the season...Was inactive for six contests.

2022 (with NE): Spent the entire season on the Patriots Reserve/Injured list.

2021 (with NE): Spent the majority of the season on the Patriots practice squad, but played in three games (one start) as a standard roster elevation...Pulled in four receptions for 42 yards (10.5 avg.) and two touchdowns...**(11/7) at Car.:** Appeared in his first game of the season as a standard practice squad elevation and saw action on both offense and special teams...**(12/26) at Buf.:** Saw action on special teams as a standard practice squad elevation...**(1/2/22) vs. Jac.:** Made his first NFL start as a standard practice squad elevation and pulled in four receptions for 42 yards (10.5 avg.) and two touchdowns...Caught his first NFL touchdown on a 6-yard pass from Patriots QB Mac Jones in the second quarter, then caught his second touchdown pass on a 20-yard pass in the third quarter.

2020 (with Ten. and NE): Spent training camp with the Tennessee Titans after being signed as an undrafted free agent and joined the Patriots practice squad after being waived at roster cutdown...**(11/9) at NYJ:** Made his NFL debut after being elevated from the practice squad to the active roster.

COLLEGE: Played four seasons at Southeast Missouri State (2015-18), where he appeared in 47 games with 43 starts and totaled 219 receptions for 3,540 yards with 33 touchdowns...Set school records in receptions, receiving yards and receiving touchdowns...As a senior in 2019, started all 13 games and recorded a career-high 71 receptions for a career-high 1,350 yards and 10 touchdowns...As a junior in 2018, started 13 games and led the team with 61 receptions for 894 yards and a career-high 14 touchdowns...As a sophomore in 2017, appeared in 10 games with nine starts and recorded 52 receptions for 553 yards and five touchdowns...As a freshman in 2016, saw action in all 11 games and caught 35 passes for 743 yards and four scores.

PERSONAL: Attended Craigmont High School in Memphis, Tennessee, where racked up 155 receptions for 2,403 yards and 36 touchdowns during his prep career...Totaled 60 receptions for 917 yards and 15 touchdowns as a senior...In 2013, recorded 49 catches for 797 yards and 11 touchdowns...Hauled in 46 passes for 689 yards and 10 touchdowns as a sophomore...Participated in the AutoZone Liberty Bowl High School All-Star Game...Helped lead his team to a 9-3 record and appearance in Class 5A playoffs.

SINGLE-GAME HIGHS: RECEIVING: Receptions – 4, 1/2/22 vs. Jac. Yards – 42, 1/2/22 vs. Jac. Long – 20t, 1/2/22 vs. Jac. Touchdowns – 2, 1/2/22 vs. Jac.

KRISTIAN WILKERSON'S NFL REGULAR SEASON RUSHING/RECEIVING STATISTICS

DATE	TEAM	GP	GS	RECEIVING					RUSHING				
				NO.	YDS.	AVG.	LG	TD	NO.	YDS.	AVG.	LG	TD
2020	Patriots	1	0	0	0	0.0	0	0	0	0	0.0	0	0
2021	Patriots	3	1	4	42	10.5	20t	2	0	0	0.0	0	0
2022	Patriots	0	0	0	0	0.0	0	0	0	0	0.0	0	0
2023	Raiders	2	1	0	0	0.0	0	0	0	0	0.0	0	0
2024	Raiders	3	0	2	18	9.0	9t	1	0	0	0.0	0	0
NFL TOTALS		9	2	6	60	10.0	20T	3	0	0	0.0	0	0

KRISTIAN WILKERSON'S NFL POSTSEASON RUSHING/RECEIVING STATISTICS

DATE	TEAM	GP	GS	RECEIVING					RUSHING				
				NO.	YDS.	AVG.	LG	TD	NO.	YDS.	AVG.	LG	TD
2021	Patriots	0	0	0	0	0.0	0	0	0	0	0.0	0	0
NFL TOTALS		0	0	0	0	0.0	0	0	0	0	0.0	0	0

KRISTIAN WILKERSON'S NFL REGULAR SEASON RETURN STATISTICS

DATE	TEAM	KICKOFF RETURNS					PUNT RETURNS					
		RET.	YDS.	AVG.	LG	TD	NO.	FC	YDS.	AVG.	LG	TD
2020	Patriots	0	0	0.0	0	0	0	0	0	0.0	0	0
2021	Patriots	0	0	0.0	0	0	0	0	0	0.0	0	0
2022	Patriots	0	0	0.0	0	0	0	0	0	0.0	0	0
2023	Raiders	0	0	0.0	0	0	0	0	0	0.0	0	0
2024	Raiders	0	0	0.0	0	0	0	0	0	0.0	0	0
NFL TOTALS		0	0	0.0	0	0	0	0	0	0.0	0	0

KRISTIAN WILKERSON'S NFL POSTSEASON RETURN STATISTICS

DATE	TEAM	KICKOFF RETURNS					PUNT RETURNS					
		RET.	YDS.	AVG.	LG	TD	NO.	FC	YDS.	AVG.	LG	TD
2021	Patriots	0	0	0.0	0	0	0	0	0	0.0	0	0
NFL TOTALS		0	0	0.0	0	0	0	0	0	0.0	0	0

SINGLE-GAME HIGHS: RECEIVING


Receptions	4 vs. Jacksonville Jaguars, Jan 02, 2022 2 vs. Pittsburgh Steelers, Oct 13, 2024	Receiving TDs	2 vs. Jacksonville Jaguars, Jan 02, 2022 1 vs. Pittsburgh Steelers, Oct 13, 2024
Receiving Yards	42 vs. Jacksonville Jaguars, Jan 02, 2022 18 vs. Pittsburgh Steelers, Oct 13, 2024	All-Purpose Yards	42 vs. Jacksonville Jaguars, Jan 02, 2022 18 vs. Pittsburgh Steelers, Oct 13, 2024
Receiving Average	10.5 vs. Jacksonville Jaguars, Jan 02, 2022	Most TDs	2 vs. Jacksonville Jaguars, Jan 02, 2022 1 vs. Pittsburgh Steelers, Oct 13, 2024
Longest Receptions	20t vs. Jacksonville Jaguars, Jan 02, 2022 9t vs. Pittsburgh Steelers, Oct 13, 2024 ...2 more at 9.		

KRISTIAN WILKERSON'S 2024 GYG REGULAR-SEASON STATISTICS (RAIDERS)

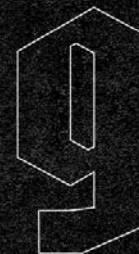
DATE	OPPONENT	P/S	RECEIVING					RUSHING					W/L	SCORE
			NO.	YDS.	AVG.	LG	TD	NO.	YDS.	AVG.	LG	TD		
09/08	at Chargers												L	10-22
09/15	at Ravens												W	26-23
09/22	Panthers												L	22-36
09/29	Browns												W	20-16
10/06	at Broncos												L	18-34
10/13	Steelers												L	13-32
10/20	at Rams												L	15-20
10/27	Chiefs												L	20-27
11/03	at Bengals												L	24-41
11/17	at Dolphins												L	19-34
11/24	Broncos												L	19-29
11/29	at Chiefs												L	17-19
12/08	at Buccaneers												L	13-28
12/16	Falcons												L	9-15
12/22	Jaguars												W	19-14
2024 TOTALS		0-0	0	0	0.0	0	0	0	0	0.0	0	0	0	3-12

KRISTIAN WILKERSON'S 2023 GXG REGULAR-SEASON STATISTICS (RAIDERS)

DATE	OPPONENT	P/S	RECEIVING					RUSHING					W/L	SCORE
			NO.	YDS.	AVG.	LG	TD	NO.	YDS.	AVG.	LG	TD		
09/10	at Broncos	P	0	0	0.0	0	0	0	0	0.0	0	0	W	17-16
09/17	at Bills	S	0	0	0.0	0	0	0	0	0.0	0	0	L	10-38
09/24	Steelers												L	18-23
10/01	at Chargers												L	17-24
10/09	Packers												W	17-13
10/15	Patriots												W	21-17
10/22	at Bears												L	12-30
10/30	at Lions												L	14-26
11/05	Giants												W	30-6
11/12	Jets												W	16-12
11/19	at Dolphins												L	13-20
11/26	Chiefs												L	17-31
12/10	Vikings												L	0-3
12/14	Chargers												W	63-21
12/25	at Chiefs												W	20-14
12/31	at Colts												L	20-23
01/07	Broncos												W	27-14
2023 TOTALS		2-1	0	0	0.0	0	0	0	0	0.0	0	0	8-9	



TYREE WILSON



POSITION: Defensive End

NFL SEASON: 2

HT/WT: 6-6/275

RAIDERS SEASON: 2

ACQUIRED: D1-'23

COLLEGE: Texas Tech

BORN: 05/20/00

HOMETOWN: Henderson, Texas

TRANSACTIONS: Selected by Las Vegas Raiders in the first round (seventh overall) of the 2023 NFL Draft, April 27, 2023.

AT A GLANCE

Totalled 29 tackles (16 solo), 3.5 sacks, one forced fumble and one fumble recovery during his rookie year.

Played in 44 games with 28 starts over one season at Texas A&M (2019) and three seasons with Texas Tech (2020-22), totaling 121 tackles (76 solo), 32 tackles for loss, 17 sacks, one forced fumble, one fumble recovery and one pass defensed.

Named First Team All-Big 12 and Second Team Associated Press All-American after recording 61 tackles (36), 14 tackles for loss and seven sacks, one forced fumble and one fumble recovery in only 10 games in 2022.

2024: (9/8) at LAC: Played on defense and special teams before exiting the game with a knee injury... (9/15) at Bal.: Inactive... (9/22) vs. Car.: Recorded two tackles and one quarterback hit... (9/29) vs. Cle.: Finished with one tackle and two quarterback hits... (10/6) at Den.: Finished with an assisted tackle on defense... (10/13) vs. Pit.: Played on defense and special teams... (10/20) at LAR: Posted one solo tackle on defense... (10/27) vs. KC: Notched his first sack of the season on third down in the first quarter and reached 4.5 sacks in his career... He also added three tackles, one tackle for loss and one quarterback hit... (11/3) at Cin.: Finished with two tackles (one solo)... (11/17) at Mia.: Posted two tackles (one solo), 1.0 sacks, one tackle for loss, one quarterback hit and one forced fumble... With his 1.0 sacks he reached his second sack of the season and now has 5.5 in his career... (11/24) vs. Den.: Finished with four total tackles (three solo) and added 1.0 sack (11 yards), two tackles for loss and one quarterback hit... His 1.0 sacks notched his third sack of the season... All three of his sacks have come in the last four games (since Week 8). Over that span, his 3.0 sacks are tied for 20th in the NFL... (12/8) at TB: combined for two tackles (one solo)... (12/16) vs. Atl.: Totalled four tackles (three solo), 1.0 sacks, two tackles for loss and one quarterback hit... (12/22) vs. Jac.: Logged one solo tackle and two tackles for loss.

2023: Appeared in 17 games and totaled 29 tackles (16 solo), 3.5 sacks, one forced fumble and one fumble recovery... (9/10) at Den.: Recorded one tackle in his NFL debut... (9/17) at Buf.: Posted two tackles (one solo)... (9/24) vs. Pit.: Saw action on defense... (10/1) at LAC: Notched one tackle... (10/9) vs. GB: Posted one tackle... (10/15) vs. NE: Recorded two tackles... (10/22) at Chi.: Registered his first career sack - a strip sack - bringing down Bears QB Nathan Peterman for a loss of four yards... Finished with two tackles... (10/30) at Det.: Posted three tackles (one)... (11/5) vs. NYG: Totalled four tackles (three) and 0.5 sacks... (11/12) vs. NYJ: Saw action on defense... (11/19) at Mia.: Registered two tackles (one)... (11/26) vs. KC: Recorded one tackle... (12/10) vs. Min.: Tallied four tackles (three), one sack and one tackle for loss... (12/14) vs. LAC: Finished with two tackles (one) and one fumble recovery... (12/25) at KC: Recorded two tackles (one)... (12/31) at Ind.: Saw action on defense... (1/7/24) vs. Den.: Tallied one tackle, 1.0 sack, one tackle for loss, and four quarterback hits.

COLLEGE: Played three seasons at Texas Tech (2020-22), appearing in 32 games with 28 starts... Totalled 109 tackles (69 solo), 29 tackles for loss, 15.5 sacks, one forced fumble, one fumble recovery and one pass defensed... As a senior in 2022, started in 10 games and registered 61 tackles (36 solo), 14 tackles for loss and seven sacks... Added one forced fumble and one fumble recovery... Ranked 14th in the FBS with 12.0 tackles for loss against power-five opponents and tied for 15th with 6.5 sacks... Was one of only 19 players in the FBS to record 60 tackles, 10 tackles for loss and 7.0 sacks... Ranked third in the Big 12 for total tackles... Named a first team All-American by the Football Writers Association of America (FWAA)... Also earned first team All-America accolades from the likes of USA Today, The Athletic and Phil Steele Magazine... Named an honorable mention All-America honoree by Pro Football Focus... Recognized on the All-Big 12 first team by the conference coaches, Associated Press and Phil Steele Magazine... Named one of the semifinalists for the Bednarik Award for the nation's top defensive player... Named the top defensive lineman in the state of Texas by Dave Campbell's Texas Football... Recorded six tackles, including two for a loss against Murray State... Posted four tackles against Houston... Finished with a career-high 11 tackles and 3.5 tackles for loss against N.C. State... Posted six against Texas... Compiled six tackles, two sacks, one forced fumble and one fumble recovery against Kansas State... Recorded four tackles against both Oklahoma State... Posted four tackles against West Virginia... Recorded 10 tackles and two tackles for loss against Baylor... Registered eight tackles and 2.5 tackles for loss at TCU... Posted two tackles against Kansas... As a junior, started all 13 games and finished with 38 tackles (26), 13.5 tackles for loss, seven sacks and one pass defensed... Led the team in both tackles for loss and sacks... Named honorable mention All-Big 12 selection by the conference coaches... Registered a sack against Houston... Posted two tackles for loss against Stephen F. Austin... Recorded four tackles and one sack at Texas... Notched three tackles at West Virginia... Recorded six tackles and one tackle for loss against TCU... Posted three tackles at Kansas... Logged three tackles against Kansas State... Recorded four tackles at Oklahoma... Posted three tackles against Iowa State... Notched four tackles against Oklahoma State... Made one tackle at Baylor... Named the Defensive MVP of the AutoZone Liberty Bowl after notching four tackles against Mississippi State, including two sacks... As a sophomore in 2020, appeared in nine games with five starts at defensive end... Totalled 11 tackles and 1.5 sacks... Recorded a sack against Texas... Posted one tackle against Kansas State... Made one tackle against West Virginia... Notched one tackle against Oklahoma State... Posted one tackle against Kansas... Recorded a season high two tackles at Iowa State... Tied season high with two tackles against TCU... Posted two tackles against Baylor... Began his collegiate career at Texas A&M and played in 12 games as a redshirt freshman in 2019... Totalled 12 tackles, three tackles for loss and 1.5 sacks... Recorded a season-high four tackles, including one solo stop for a 10-yard loss against Texas State... Registered three tackles against Lamar... Posted three tackles at Ole Miss... Recorded one tackle against Mississippi State... Recorded a half sack (10/26) against UTSA (11/2)... Redshirted his 2018 true freshman campaign.

PERSONAL: Attended West Rusk High School in Henderson, Texas... Rated a three-star recruit and among the top-75 players in the

state of Texas by 247Sports and Rivals...Finished with 249 career tackles, 60 tackles for loss and 11.5 sacks...Named the District 9-3A Division-II Defensive MVP and an Associated Press Class 3A second-team All-State selection...As a senior, compiled 126 tackles, 38 tackles for loss, five forced fumbles and five fumble recoveries...Earned first-team all-district honors at outside linebacker as a junior after recording 74 tackles, 13 tackles for loss, four sacks and one INT returned for a TD...As a sophomore, posted 52 tackles, eight tackles for loss and 2.5 sacks... Tyree Wilson...Has three sisters, Tierra, Taylor, and Talon.

TYREE WILSON'S NFL REGULAR SEASON DEFENSIVE STATISTICS

DATE	TEAM	GP	GS	TACKLES								INTERCEPTIONS					O. FUMB				ST				MISC			
				TK	S	A	TFL	YDS	SK	YDS	QBH	NO	YDS	LG	TD	PD	FF	FR	TD	YDS	TK	S	A	FF	FR	S	A	
2023	Raiders	17	0	29	16	13	2	9	3.5	18.0	8	0	0	0	0	0	1	1	0	0	0	0	0	0	0	0	0	0
2024	Raiders	14	3	23	15	8	6	38	4.0	31.0	9	0	0	0	0	0	1	0	0	0	0	0	0	0	0	0	0	
NFL TOTALS		31	3	52	31	21	8	47	7.5	49.0	17	0	0	0	0	0	2	1	0	0	0	0	0	0	0	0	0	

SINGLE-GAME HIGHS: DEFENSIVE

Total Tackles	4 vs. Atlanta Falcons, Dec 16, 2024 ...3 more at 4.	Sacks	1.0 vs. Atlanta Falcons, Dec 16, 2024 ...6 more at 1.0.
Solo Tackles	3 vs. Atlanta Falcons, Dec 16, 2024 ...3 more at 3.	Tackles For Loss	2 vs. Atlanta Falcons, Dec 16, 2024 ...1 more at 2.

TYREE WILSON'S 2024 GXG REGULAR-SEASON STATISTICS (RAIDERS)

DATE	OPPONENT	P/S	TACKLES								INTERCEPTIONS					O. FUMB				ST				MISC		W/L	SCORE	
			TK	S	A	SK	YDS	TFL	YDS	QBH	NO	YDS	LG	TD	PD	FF	FR	TD	YDS	TK	S	A	FF	FR	S			A
09/08	at Chargers	P	0	0	0	0.0	0.0	0	0	0	0	0	0	0	0	0	0	0	0	0	0	0	0	0	0	0	L	10-22
09/15	at Ravens		ON INACTIVE LIST																								W	26-23
09/22	Panthers	P	2	2	0	0.0	0.0	0	0	1	0	0	0	0	0	0	0	0	0	0	0	0	0	0	0	0	L	22-36
09/29	Browns	S	1	0	1	0.0	0.0	0	0	2	0	0	0	0	0	0	0	0	0	0	0	0	0	0	0	0	W	20-16
10/06	at Broncos	P	1	0	1	0.0	0.0	0	0	0	0	0	0	0	0	0	0	0	0	0	0	0	0	0	0	L	18-34	
10/13	Steelers	P	0	0	0	0.0	0.0	0	0	0	0	0	0	0	0	0	0	0	0	0	0	0	0	0	0	L	13-32	
10/20	at Rams	P	1	1	0	0.0	0.0	0	0	0	0	0	0	0	0	0	0	0	0	0	0	0	0	0	0	L	15-20	
10/27	Chiefs	P	3	2	1	1.0	10.0	1	10	1	0	0	0	0	0	0	0	0	0	0	0	0	0	0	0	L	20-27	
11/03	at Bengals	P	2	1	1	0.0	0.0	0	0	0	0	0	0	0	0	0	0	0	0	0	0	0	0	0	0	L	24-41	
11/17	at Dolphins	P	2	1	1	1.0	9.0	1	9	1	0	0	0	0	0	1	0	0	0	0	0	0	0	0	0	L	19-34	
11/24	Broncos	P	4	3	1	1.0	11.0	2	16	1	0	0	0	0	0	0	0	0	0	0	0	0	0	0	0	L	19-29	
11/29	at Chiefs	P	0	0	0	0.0	0.0	0	0	0	0	0	0	0	0	0	0	0	0	0	0	0	0	0	0	L	17-19	
12/08	at Buccaneers	S	2	1	1	0.0	0.0	0	0	0	0	0	0	0	0	0	0	0	0	0	0	0	0	0	0	L	13-28	
12/16	Falcons	S	4	3	1	1.0	1.0	2	3	1	0	0	0	0	0	0	0	0	0	0	0	0	0	0	0	L	9-15	
12/22	Jaguars	P	1	1	0	0.0	0.0	0	0	2	0	0	0	0	0	0	0	0	0	0	0	0	0	0	0	W	19-14	
2024 TOTALS		14-3	23	15	8	4.0	31.0	6	38	9	0	0	0	0	0	1	0	0	0	0	0	0	0	0	0	3-12		

TYREE WILSON'S 2023 GXG REGULAR-SEASON STATISTICS (RAIDERS)

DATE	OPPONENT	P/S	TACKLES								INTERCEPTIONS					O. FUMB				ST				MISC		W/L	SCORE
			TK	S	A	SK	YDS	TFL	YDS	QBH	NO	YDS	LG	TD	PD	FF	FR	TD	YDS	TK	S	A	FF	FR	S		
09/10	at Broncos	P	1	0	1	0.0	0.0	0	0	0	0	0	0	0	0	0	0	0	0	0	0	0	0	0	0	W	17-16
09/17	at Bills	P	2	1	1	0.0	0.0	0	0	0	0	0	0	0	0	0	0	0	0	0	0	0	0	0	0	L	10-38
09/24	Steelers	P	0	0	0	0.0	0.0	0	0	0	0	0	0	0	0	0	0	0	0	0	0	0	0	0	0	L	18-23
10/01	at Chargers	P	1	0	1	0.0	0.0	0	0	0	0	0	0	0	0	0	0	0	0	0	0	0	0	0	0	L	17-24
10/09	Packers	P	1	0	1	0.0	0.0	0	0	0	0	0	0	0	0	0	0	0	0	0	0	0	0	0	0	W	17-13
10/15	Patriots	P	2	2	0	0.0	0.0	0	0	0	0	0	0	0	0	0	0	0	0	0	0	0	0	0	0	W	21-17
10/22	at Bears	P	3	1	2	1.0	5.0	0	0	2	0	0	0	0	0	1	0	0	0	0	0	0	0	0	0	L	12-30
10/30	at Lions	P	3	1	2	0.0	0.0	0	0	0	0	0	0	0	0	0	0	0	0	0	0	0	0	0	0	L	14-26
11/05	Giants	P	4	3	1	0.5	4.0	0	0	1	0	0	0	0	0	0	0	0	0	0	0	0	0	0	0	W	30-6
11/12	Jets	P	0	0	0	0.0	0.0	0	0	0	0	0	0	0	0	0	0	0	0	0	0	0	0	0	0	W	16-12
11/19	at Dolphins	P	2	1	1	0.0	0.0	0	0	0	0	0	0	0	0	0	0	0	0	0	0	0	0	0	0	L	13-20
11/26	Chiefs	P	1	1	0	0.0	0.0	0	0	0	0	0	0	0	0	0	0	0	0	0	0	0	0	0	0	L	17-31
12/10	Vikings	P	4	3	1	1.0	8.0	1	8	1	0	0	0	0	0	0	0	0	0	0	0	0	0	0	0	L	0-3
12/14	Chargers	P	2	1	1	0.0	0.0	0	0	0	0	0	0	0	0	0	1	0	0	0	0	0	0	0	0	W	63-21
12/25	at Chiefs	P	2	1	1	0.0	0.0	0	0	0	0	0	0	0	0	0	0	0	0	0	0	0	0	0	0	W	20-14
12/31	at Colts	P	0	0	0	0.0	0.0	0	0	0	0	0	0	0	0	0	0	0	0	0	0	0	0	0	0	L	20-23
01/07	Broncos	P	1	1	0	1.0	1.0	1	1	4	0	0	0	0	0	0	0	0	0	0	0	0	0	0	0	W	27-14
2023 TOTALS		17-0	29	16	13	3.5	18.0	2	9	8	0	0	0	0	0	1	1	0	0	0	0	0	0	0	0	8-9	



**GAME
SUMMARIES**



WEEK 1

Las Vegas Raiders 10, Los Angeles Chargers 22

70,240 🏡 SoFi Stadium 🏡 Sep 8, 2024



Las Vegas Raiders 7 0 0 3 — 10
 Los Angeles Chargers 3 3 3 13 — 22

SCORING DRIVES

TEAM	QTR	TIME	SCORING PLAY	LV	LAC
Chargers	1	04:22	C.Dicker 53 yd. Field Goal (4-5, 1:33)	0	3
Raiders	1	00:45	A.Mattison 31 yd. pass from G.Minshew (D.Carlson kick) (7-67, 3:37)	7	3
Chargers	2	00:26	C.Dicker 25 yd. Field Goal (4-5, 0:47)	7	6
Chargers	3	09:08	C.Dicker 24 yd. Field Goal (9-74, 3:45)	7	9
Chargers	4	14:55	J.Dobbins 12 yd. run (C.Dicker kick) (6-61, 2:07)	7	16
Raiders	4	10:30	D.Carlson 32 yd. Field Goal (8-56, 4:25)	10	16
Chargers	4	03:40	L.McConkey 10 yd. pass from J.Herbert (run failed) (8-92, 3:29)	10	22

LAS VEGAS RAIDERS

PASSING	ATT	CP	YDS	SK/YD	TD	LG	INT	RTG
Gardner Minshew II	33	25	257	4/32	1	33	1	95.1
TOTAL	33	25	257	4/32	1	33	1	95.1

RUSHING	ATT	YDS	AVG	LG	TD
Zamir White	13	44	3.4	12	0
Alexander Mattison	5	19	3.8	7	0
Gardner Minshew II	3	5	1.7	3	0
Jakobi Meyers	1	3	3.0	3	0
TOTAL	22	71	3.2	12	0

RECEIVING	NO	YDS	AVG	LG	TD
Brock Bowers	6	58	9.7	26	0
Davante Adams	5	59	11.8	23	0
Alexander Mattison	4	43	10.8	31t	1
Jakobi Meyers	3	61	20.3	33	0
Tre Tucker	2	22	11.0	14	0
Michael Mayer	2	3	1.5	3	0
Zamir White	2	2	1.0	1	0
DJ Turner	1	9	9.0	9	0
TOTAL	25	257	10.3	33	1

PUNTING	NO	YDS	AVG	TB	I20	LG
AJ Cole	5	265	53.0	1	3	62
TOTAL	5	265	53.0	1	3	62

KICKOFF RETURNS	NO	YDS	AVG	LG	TD
Ameer Abdullah	1	28	28.0	28	0
TOTAL	1	28	28.0	28	0

PUNT RETURNS	NO	YDS	AVG	LG	TD
Tre Tucker	2	28	14.0	21	0
TOTAL	2	28	14.0	21	0

TOP DEFENSE	TOT	SOLO	AST	SCK	YDS	INT
Robert Spillane	10	7	3	0.0	0.0	0
Christian Wilkins	5	4	1	0.0	0.0	0
Marcus Epps	5	3	2	0.0	0.0	0

FIELD GOALS	FGM/FGA	PERCENT	RESULTS
Daniel Carlson	1-2	50.0	49WR, 32G
TOTAL	1-2	50.0	

SACKS

Maxx Crosby [1.0/4.0]

LOS ANGELES CHARGERS

PASSING	ATT	CP	YDS	SK/YD	TD	LG	INT	RTG
Justin Herbert	26	17	144	1/4	1	27	0	92.5
TOTAL	26	17	144	1/4	1	27	0	92.5

RUSHING	ATT	YDS	AVG	LG	TD
J.K. Dobbins	10	135	13.5	61	1
Gus Edwards	11	26	2.4	10	0
Derius Davis	2	9	4.5	6	0
Justin Herbert	4	6	1.5	8	0
TOTAL	27	176	6.5	61	1

RECEIVING	NO	YDS	AVG	LG	TD
Ladd McConkey	5	39	7.8	11	1
Quentin Johnston	3	38	12.7	16	0
J.K. Dobbins	3	4	1.3	3	0
Hayden Hurst	2	33	16.5	27	0
Joshua Palmer	2	15	7.5	11	0
Will Dissly	1	13	13.0	13	0
Gus Edwards	1	2	2.0	2	0
TOTAL	17	144	8.5	27	1

PUNTING	NO	YDS	AVG	TB	I20	LG
JK Scott	7	332	47.4	2	1	56
TOTAL	7	332	47.0	2	1	56

KICKOFF RETURNS	NO	YDS	AVG	TB	LG	TD
Derius Davis	1	35	35.0	35	0	
TOTAL	1	35	35.0	35	0	

PUNT RETURNS	NO	YDS	AVG	LG	TD
Derius Davis	1	9	9.0	9	0
TOTAL	1	9	9.0	9	0

TOP DEFENSE	TOT	SOLO	AST	SCK	YDS	INT
Joey Bosa	7	6	1	1.0	6.0	0
Derwin James Jr.	7	6	1	0.0	0.0	0
Asante Samuel Jr.	6	5	1	0.0	0.0	0

FIELD GOALS	FGM/FGA	PERCENT	RESULTS
Cameron Dicker	3-3	100.0	53G, 25G, 24G
TOTAL	3-3	100.0	

SACKS

Joey Bosa [1.0/6.0], Morgan Fox [0.5/6.0], Khalil Mack [1.5/10.0]

Team Statistics

	Raiders	Chargers
First Downs	14	11
3rd-Down Eff. (Made/Att/Pct)	5/14/36%	4/15/27%
4th-Down Eff. (Made/Att/Pct)	0/1/0%	0/0/0%
Total Net Yards	296	316
Total Plays	59	54
Yards Per Play	5.0	5.9
Rushes/Net Yards	22/71	27/176
Net Passing	225	140
Pass Attempts/Completions	33/25	26/17
Had Intercepted	1	0
Sacked/Yards Lost	4/32	1/4
Punts/Average	5/53.0	7/47.4
Penalties/Yards	2/15	7/50
Fumbles/Lost	2/2	0/0
Possession Time	31:44	28:16



WEEK 2

Las Vegas Raiders 26, Baltimore Ravens 23
70,762 M&T Bank Stadium Sep 15, 2024



Las Vegas Raiders	0	6	7	13	—	26
Baltimore Ravens	3	6	7	7	—	23

SCORING DRIVES

TEAM	QTR	TIME	SCORING PLAY	LV	BAL
Ravens	1	08:29	J.Tucker 48 yd. Field Goal (7-25, 4:10)	0	3
Raiders	2	09:19	D.Carlson 53 yd. Field Goal (8-37, 4:47)	3	3
Ravens	2	06:00	J.Tucker 42 yd. Field Goal (8-45, 3:19)	3	6
Raiders	2	01:37	D.Carlson 51 yd. Field Goal (5-21, 0:48)	6	6
Ravens	2	00:03	J.Tucker 32 yd. Field Goal (10-56, 1:34)	6	9
Ravens	3	11:42	Z.Flowers 8 yd. pass from L.Jackson (J.Tucker kick) (6-70, 3:18)	6	16
Raiders	3	02:36	A.Mattison 1 yd. run (D.Carlson kick) (7-46, 3:32)	13	16
Ravens	4	12:11	D.Henry 3 yd. run (J.Tucker kick) (9-76, 5:25)	13	23
Raiders	4	09:21	D.Carlson 25 yd. Field Goal (7-64, 2:50)	16	23
Raiders	4	03:54	D.Adams 1 yd. pass from G.Minshew (D.Carlson kick) (9-70, 3:42)	23	23
Raiders	4	00:27	D.Carlson 38 yd. Field Goal (6-23, 1:54)	26	23

LAS VEGAS RAIDERS

PASSING	ATT	CP	YDS	SK/YD	TD	LG	INT	RTG
Gardner Minshew II	38	30	276	5/43	1	30	1	94.7
TOTAL	38	30	276	5/43	1	30	1	94.7

RUSHING	ATT	YDS	AVG	LG	TD
Zamir White	9	24	2.7	8	0
DJ Turner	1	2	2.0	2	0
Alexander Mattison	4	1	0.3	3	1
Ameer Abdullah	2	1	0.5	4	0
Gardner Minshew II	1	-1	-1.0	-1	0
TOTAL	17	27	1.6	8	1

RECEIVING	NO	YDS	AVG	LG	TD
Davante Adams	9	110	12.2	30	1
Brock Bowers	9	98	10.9	27	0
Jakobi Meyers	4	29	7.3	13	0
Zamir White	3	14	4.7	11	0
Tre Tucker	2	13	6.5	7	0
Ameer Abdullah	2	1	0.5	1	0
Michael Mayer	1	11	11.0	11	0
TOTAL	30	276	9.2	30	1

PUNTING	NO	YDS	AVG	TB	I20	LG
AJ Cole	3	128	42.7	0	0	54
TOTAL	3	128	42.0	0	0	54

KICKOFF RETURNS	NO	YDS	AVG	LG	TD
Ameer Abdullah	2	60	30.0	35	0
TOTAL	2	60	30.0	35	0

PUNT RETURNS	NO	YDS	AVG	LG	TD
Tre Tucker	3	16	5.3	8	0
TOTAL	3	16	5.3	8	0

TOP DEFENSE	TOT	SOLO	AST	SCK	YDS	INT
Robert Spillane	11	8	3	0.0	0.0	1
Maxx Crosby	6	5	1	2.0	15.0	0
Divine Deablo	6	5	1	0.0	0.0	0

FIELD GOALS	FGM/FGA	PERCENT	RESULTS
Daniel Carlson	4-4	100.0	53G, 51G, 25G, 38G
TOTAL	4-4	100.0	

SACKS
Maxx Crosby [2.0/15.0]

BALTIMORE RAVENS

PASSING	ATT	CP	YDS	SK/YD	TD	LG	INT	RTG
Lamar Jackson	34	21	247	2/15	1	21	1	81.4
TOTAL	34	21	247	2/15	1	21	1	81.4

RUSHING	ATT	YDS	AVG	LG	TD
Derrick Henry	18	84	4.7	29	1
Lamar Jackson	5	45	9.0	25	0
Justice Hill	4	22	5.5	14	0
TOTAL	27	151	5.6	29	1

RECEIVING	NO	YDS	AVG	LG	TD
Zay Flowers	7	91	13.0	21	1
Mark Andrews	4	51	12.8	16	0
Rashod Bateman	3	40	13.3	18	0
Isaiah Likely	2	26	13.0	15	0
Justice Hill	2	10	5.0	7	0
Nelson Agholor	1	13	13.0	13	0
Derrick Henry	1	12	12.0	12	0
Charlie Kolar	1	4	4.0	4	0
TOTAL	21	247	11.8	21	1

PUNTING	NO	YDS	AVG	TB	I20	LG
Jordan Stout	4	173	43.3	0	0	57
TOTAL	4	173	43.0	0	0	57

KICKOFF RETURNS	NO	YDS	AVG	TB	LG	TD
John Kelly	2	46	23.0	24	0	0
TOTAL	2	46	23.0	24	0	0

PUNT RETURNS	NO	YDS	AVG	LG	TD
Deonte Harty	1	15	15.0	15	0
TOTAL	1	15	15.0	15	0

TOP DEFENSE	TOT	SOLO	AST	SCK	YDS	INT
Roquan Smith	11	4	7	0.0	0.0	0
Marlon Humphrey	10	8	2	0.0	0.0	1
Kyle Hamilton	6	5	1	0.0	0.0	0

FIELD GOALS	FGM/FGA	PERCENT	RESULTS
Justin Tucker	3-4	75.0	48G, 42G, 56WL, 32G
TOTAL	3-4	75.0	

SACKS
Odafe Oweh [2.5/21.0], Kyle Van Noy [2.0/17.0], Michael Pierce [0.5/5.0]

Team Statistics

	Raiders	Ravens
First Downs	18	21
3rd-Down Eff. (Made/Att/Pct)	4/12/33%	3/11/27%
4th-Down Eff. (Made/Att/Pct)	0/1/0%	1/1/100%
Total Net Yards	260	383
Total Plays	60	63
Yards Per Play	4.3	6.1
Rushes/Net Yards	17/27	27/151
Net Passing	233	232
Pass Attempts/Completions	38/30	34/21
Had Intercepted	1	1
Sacked/Yards Lost	5/43	2/15
Punts/Average	3/42.7	4/43.3
Penalties/Yards	3/15	11/109
Fumbles/Lost	1/0	0/0
Possession Time	30:43	29:17



WEEK 3

Carolina Panthers 36, Las Vegas Raiders 22
62,417 Allegiant Stadium Sep 22, 2024



Carolina Panthers	7	14	6	9	—	36
Las Vegas Raiders	7	0	0	15	—	22

SCORING DRIVES

TEAM	QTR	TIME	SCORING PLAY	CAR	LV
Panthers	1	10:13	C.Hubbard 6 yd. pass from A.Dalton (E.Pineiro kick) (9-70, 4:47)	7	0
Raiders	1	00:24	A.Mattison 2 yd. run (D.Carlson kick) (10-97, 5:24)	7	7
Panthers	2	09:28	Di.Johnson 5 yd. pass from A.Dalton (E.Pineiro kick) (10-75, 5:56)	14	7
Panthers	2	00:28	A.Thielen 31 yd. pass from A.Dalton (E.Pineiro kick) (4-68, 0:44)	21	7
Panthers	3	09:59	E.Pineiro 43 yd. Field Goal (7-41, 3:22)	24	7
Panthers	3	04:46	E.Pineiro 35 yd. Field Goal (6-20, 3:28)	27	7
Panthers	4	13:33	M.Sanders 1 yd. run (pass failed) (11-84, 4:52)	33	7
Raiders	4	10:56	J.Meyers 13 yd. pass from G.Minshew (G.Minshew-J.Meyers pass) (7-70, 2:37)	33	15
Panthers	4	04:47	E.Pineiro 26 yd. Field Goal (7-28, 3:47)	36	15
Raiders	4	00:56	T.Tucker 8 yd. pass from A.O'Connell (D.Carlson kick) (13-70, 3:51)	36	22

CAROLINA PANTHERS

LAS VEGAS RAIDERS

PASSING	ATT	CP	YDS	SK/YD	TD	LG	INT	RTG
Andy Dalton	37	26	319	2/13	3	35	0	123.6
TOTAL	37	26	319	2/13	3	35	0	123.6

PASSING	ATT	CP	YDS	SK/YD	TD	LG	INT	RTG
Gardner Minshew II	28	18	214	2/8	1	54	1	84.5
Aidan O'Connell	12	9	82	1/12	1	16	0	120.8
TOTAL	40	27	296	3/20	2	54	1	95.4

RUSHING	ATT	YDS	AVG	LG	TD
Chuba Hubbard	21	114	5.4	14	0
Miles Sanders	7	17	2.4	6	1
Jonathan Mingo	1	2	2.0	2	0
Andy Dalton	2	-2	-1.0	-1	0
TOTAL	31	131	4.2	14	1

RUSHING	ATT	YDS	AVG	LG	TD
Zamir White	10	34	3.4	9	0
Gardner Minshew II	3	14	4.7	10	0
Alexander Mattison	3	7	2.3	3	1
TOTAL	16	55	3.4	10	1

RECEIVING	NO	YDS	AVG	LG	TD
Diontae Johnson	8	122	15.3	35	1
Chuba Hubbard	5	55	11.0	20	1
Adam Thielen	3	40	13.3	31t	1
Tommy Tremble	3	29	9.7	20	0
Jonathan Mingo	3	18	6.0	15	0
Xavier Legette	2	42	21.0	35	0
Miles Sanders	2	13	6.5	11	0
TOTAL	26	319	12.3	35	3

RECEIVING	NO	YDS	AVG	LG	TD
Tre Tucker	7	96	13.7	54	1
Jakobi Meyers	7	62	8.9	16	1
Davante Adams	4	40	10.0	15	0
Brock Bowers	3	41	13.7	21	0
Alexander Mattison	3	37	12.3	22	0
Ameer Abdullah	2	13	6.5	9	0
Michael Mayer	1	7	7.0	7	0
TOTAL	27	296	11.0	54	2

PUNTING	NO	YDS	AVG	TB	I20	LG
Johnny Hekker	4	177	44.3	0	2	51
TOTAL	4	177	44.0	0	2	51

PUNTING	NO	YDS	AVG	TB	I20	LG
AJ Cole	5	261	52.2	0	3	58
TOTAL	5	261	52.0	0	3	58

KICKOFF RETURNS	NO	YDS	AVG	LG	TD
Raheem Blackshear	1	25	25.0	25	0
Xavier Legette	1	30	30.0	30	0
TOTAL	2	55	27.5	30	0

KICKOFF RETURNS	NO	YDS	AVG	TB	LG	TD
Ameer Abdullah	1	27	27.0	27	0	
DJ Turner	1	26	26.0	26	0	
TOTAL	2	53	26.5	27	0	

PUNT RETURNS	NO	YDS	AVG	LG	TD
Raheem Blackshear	3	33	11.0	16	0
TOTAL	3	33	11.0	16	0

PUNT RETURNS	NO	YDS	AVG	LG	TD
Tre Tucker	1	0	0.0	0	0
TOTAL	1	0	0.0	0	0

TOP DEFENSE	TOT	SOLO	AST	SCK	YDS	INT
Mike Jackson	9	9	0	0.0	0.0	1
Shaq Thompson	6	4	2	0.0	0.0	0
Nick Scott	5	4	1	0.0	0.0	0

TOP DEFENSE	TOT	SOLO	AST	SCK	YDS	INT
Robert Spillane	11	7	4	1.0	6.0	0
Marcus Epps	10	10	0	0.0	0.0	0
Jack Jones	7	6	1	0.0	0.0	0

FIELD GOALS	FGM/FGA	PERCENT	RESULTS
Eddy Piñeiro	3-3	100.0	43G, 35G, 26G
TOTAL	3-3	100.0	

FIELD GOALS	FGM/FGA	PERCENT	RESULTS
Daniel Carlson	0-1	0.0	57WL
TOTAL	0-1	0.0	

SACKS

LaBryan Ray [1.0/5.0], Jayden Peevy [1.0/3.0], Jadeveon Clowney [1.0/12.0]

SACKS

Robert Spillane [1.0/6.0], Charles Snowden [0.5/3.5], Christian Wilkins [0.5/3.5]

Team Statistics

Panthers

Raiders

First Downs	24	20
3rd-Down Eff. (Made/Att/Pct)	5/12/42%	3/11/27%
4th-Down Eff. (Made/Att/Pct)	0/0/0%	1/3/33%
Total Net Yards	437	331
Total Plays	70	59
Yards Per Play	6.2	5.6
Rushes/Net Yards	31/131	16/55
Net Passing	306	276
Pass Attempts/Completions	37/26	40/27
Had Intercepted	0	1
Sacked/Yards Lost	2/13	3/20
Punts/Average	4/44.3	5/52.2
Penalties/Yards	7/51	6/54
Fumbles/Lost	0/0	0/0
Possession Time	36:02	23:58



WEEK 4

Cleveland Browns 16, Las Vegas Raiders 20
62,401 Allegiant Stadium Sep 29, 2024



Cleveland Browns 10 0 0 6 — 16
Las Vegas Raiders 0 10 10 0 — 20

SCORING DRIVES

TEAM	QTR	TIME	SCORING PLAY	CLE	LV
Browns	1	05:38	B.Whiteheart 1 yd. pass from D.Watson (D.Hopkins kick) (15-70, 9:22)	7	0
Browns	1	00:35	D.Hopkins 56 yd. Field Goal (6-17, 3:20)	10	0
Raiders	2	09:50	T.Tucker 3 yd. run (D.Carlson kick) (11-70, 5:45)	10	7
Raiders	2	02:52	D.Carlson 52 yd. Field Goal (9-45, 5:06)	10	10
Raiders	3	11:28	D.Carlson 34 yd. Field Goal (8-55, 3:32)	10	13
Raiders	3	05:23	D.Turner 18 yd. run (D.Carlson kick) (6-52, 2:36)	10	20
Browns	4	14:50	R.McLeod 25 yd. fumble return (kick failed, wl)	16	20

CLEVELAND BROWNS

LAS VEGAS RAIDERS

PASSING	ATT	CP	YDS	SK/YD	TD	LG	INT	RTG
Deshaun Watson	32	24	176	3/27	1	19	1	84.9
TOTAL	32	24	176	3/27	1	19	1	84.9

PASSING	ATT	CP	YDS	SK/YD	TD	LG	INT	RTG
Gardner Minshew II	24	14	130	2/14	0	19	0	73.3
TOTAL	24	14	130	2/14	0	19	0	73.3

RUSHING	ATT	YDS	AVG	LG	TD
Jerome Ford	10	58	5.8	35	0
Deshaun Watson	8	32	4.0	8	0
D'Onta Foreman	4	2	0.5	1	0
TOTAL	22	92	4.2	35	0

RUSHING	ATT	YDS	AVG	LG	TD
Alexander Mattison	5	60	12.0	24	0
Zamir White	17	50	2.9	17	0
DJ Turner	1	18	18.0	18t	1
Brock Bowers	1	12	12.0	12	0
Tyreik McAllister	2	11	5.5	10	0
Tre Tucker	1	3	3.0	3t	1
Gardner Minshew II	2	-2	-1.0	-1	0
TOTAL	29	152	5.2	24	2

RECEIVING	NO	YDS	AVG	LG	TD
Jerome Ford	7	27	3.9	9	0
Jerry Jeudy	6	72	12.0	19	0
Amari Cooper	4	35	8.8	13	0
Blake Whiteheart	3	13	4.3	7	1
Elijah Moore	1	11	11.0	11	0
Jordan Akins	1	10	10.0	10	0
D'Onta Foreman	1	5	5.0	5	0
James Proche II	1	3	3.0	3	0
TOTAL	24	176	7.3	19	1

RECEIVING	NO	YDS	AVG	LG	TD
Jakobi Meyers	5	49	9.8	19	0
Tre Tucker	5	41	8.2	14	0
Harrison Bryant	2	21	10.5	14	0
Brock Bowers	2	19	9.5	13	0
TOTAL	14	130	9.3	19	0

PUNTING	NO	YDS	AVG	TB	I20	LG
Corey Bojorquez	5	316	63.2	2	1	84
TOTAL	5	316	63.0	2	1	84

PUNTING	NO	YDS	AVG	TB	I20	LG
AJ Cole	4	232	58.0	0	2	67
TOTAL	4	232	58.0	0	2	67

KICKOFF RETURNS	NO	YDS	AVG	LG	TD
D'Onta Foreman	2	56	28.0	29	0
Gary Brightwell	2	36	18.0	24	0
TOTAL	4	92	23.0	29	0

KICKOFF RETURNS	NO	YDS	AVG	TB	LG	TD
Tyreik McAllister	2	49	24.5	28	0	0
TOTAL	2	49	24.5	28	0	0

PUNT RETURNS	NO	YDS	AVG	LG	TD
James Proche II	2	30	15.0	17	0
TOTAL	2	30	15.0	17	0

PUNT RETURNS	NO	YDS	AVG	LG	TD
Tyreik McAllister	2	24	12.0	14	0
TOTAL	2	24	12.0	14	0

TOP DEFENSE	TOT	SOLO	AST	SCK	YDS	INT
Jeremiah Owusu-Koramoah	9	6	3	0.0	0.0	0
Ronnie Hickman	6	6	0	0.0	0.0	0
Martin Emerson Jr.	6	5	1	0.0	0.0	0

TOP DEFENSE	TOT	SOLO	AST	SCK	YDS	INT
Robert Spillane	12	9	3	0.0	0.0	0
Adam Butler	6	4	2	0.0	0.0	0
Isaiah Pola-Mao	6	4	2	1.0	8.0	0

FIELD GOALS	FGM/FGA	PERCENT	RESULTS
Dustin Hopkins	1-1	100.0	56G
TOTAL	1-1	100.0	

FIELD GOALS	FGM/FGA	PERCENT	RESULTS
Daniel Carlson	2-2	100.0	52G, 34G
TOTAL	2-2	100.0	

SACKS
Myles Garrett [2.0/14.0]

SACKS
Isaiah Pola-Mao [1.0/8.0], Charles Snowden [1.0/10.0], Janarius Robinson [0.5/4.5], Christian Wilkins [0.5/4.5]

Team Statistics	Browns	Raiders
First Downs	16	17
3rd-Down Eff. (Made/Att/Pct)	3/10/30%	4/12/33%
4th-Down Eff. (Made/Att/Pct)	0/1/0%	0/0/0%
Total Net Yards	241	268
Total Plays	57	55
Yards Per Play	4.2	4.9
Rushes/Net Yards	22/92	29/152
Net Passing	149	116
Pass Attempts/Completions	32/24	24/14
Had Intercepted	1	0
Sacked/Yards Lost	3/27	2/14
Punts/Average	5/63.2	4/58.0
Penalties/Yards	5/38	6/49
Fumbles/Lost	1/0	1/1
Possession Time	30:42	29:18



WEEK 5

Las Vegas Raiders 18, Denver Broncos 34
72,825 Empower Field at Mile High Oct 6, 2024



Las Vegas Raiders 10 0 0 8 — 18
Denver Broncos 0 13 7 14 — 34

SCORING DRIVES

TEAM	QTR	TIME	SCORING PLAY	LV	DEN
Raiders	1	12:57	B.Bowers 57 yd. pass from G.Minshew (D.Carlson kick) (4-70, 2:03)	7	0
Raiders	1	01:27	D.Carlson 40 yd. Field Goal (13-68, 8:06)	10	0
Broncos	2	12:23	W.Lutz 51 yd. Field Goal (7-26, 4:04)	10	3
Broncos	2	08:43	P.Surtain 100 yd. interception return (W.Lutz kick)	10	10
Broncos	2	00:00	W.Lutz 44 yd. Field Goal (5-38, 0:27)	10	13
Broncos	3	06:54	J.McLaughlin 4 yd. pass from B.Nix (W.Lutz kick) (6-50, 3:00)	10	20
Broncos	4	10:12	B.Nix 1 yd. run (W.Lutz kick) (8-58, 4:48)	10	27
Broncos	4	08:14	J.Reynolds 9 yd. pass from B.Nix (W.Lutz kick) (4-39, 1:53)	10	34
Raiders	4	04:01	A.Abdullah 3 yd. run (A.Mattison run) (12-75, 4:13)	18	34

LAS VEGAS RAIDERS

PASSING	ATT	CP	YDS	SK/YD	TD	LG	INT	RTG
Gardner Minshew II	17	12	137	2/9	1	57t	2	74.5
Aidan O'Connell	20	10	94	1/7	0	21	1	42.5
TOTAL	37	22	231	3/16	1	57T	3	52.9

RUSHING	ATT	YDS	AVG	LG	TD
Ameer Abdullah	5	42	8.4	40	1
Alexander Mattison	15	38	2.5	8	0
Gardner Minshew II	2	22	11.0	11	0
Tre Tucker	2	8	4.0	7	0
DJ Turner	1	5	5.0	5	0
TOTAL	25	115	4.6	40	1

RECEIVING	NO	YDS	AVG	LG	TD
Brock Bowers	8	97	12.1	57t	1
Jakobi Meyers	6	72	12.0	21	0
Ameer Abdullah	3	9	3.0	10	0
Alexander Mattison	2	23	11.5	12	0
Tre Tucker	2	18	9.0	12	0
DJ Turner	1	12	12.0	12	0
TOTAL	22	231	10.5	57T	1

PUNTING	NO	YDS	AVG	TB	I20	LG
AJ Cole	5	267	53.4	0	2	61
TOTAL	5	267	53.0	0	2	61

KICKOFF RETURNS	NO	YDS	AVG	LG	TD
Ameer Abdullah	1	23	23.0	23	0
TOTAL	1	23	23.0	23	0

PUNT RETURNS	NO	YDS	AVG	LG	TD
No Punt Returns					

TOP DEFENSE	TOT	SOLO	AST	SCK	YDS	INT
Robert Spillane	10	6	4	0.0	0.0	0
Tre'von Moehrig	8	4	4	0.0	0.0	0
Christian Wilkins	5	4	1	1.0	7.0	0

FIELD GOALS	FGM/FGA	PERCENT	RESULTS
Daniel Carlson	1-1	100.0	40G
TOTAL	1-1	100.0	

SACKS
Christian Wilkins [1.0/7.0], Maxx Crosby [2.0/19.0]

DENVER BRONCOS

PASSING	ATT	CP	YDS	SK/YD	TD	LG	INT	RTG
Bo Nix	27	19	206	3/26	2	27	0	117.2
TOTAL	27	19	206	3/26	2	27	0	117.2

RUSHING	ATT	YDS	AVG	LG	TD
Javonte Williams	13	61	4.7	17	0
Jaleel McLaughlin	6	22	3.7	13	0
Marvin Mims Jr.	1	17	17.0	17	0
Bo Nix	8	9	1.1	11	1
TOTAL	28	109	3.9	17	1

RECEIVING	NO	YDS	AVG	LG	TD
Javonte Williams	5	50	10.0	26	0
Jaleel McLaughlin	3	3	1.0	4t	1
Lil'Jordan Humphrey	2	48	24.0	27	0
Courtland Sutton	2	32	16.0	24	0
Troy Franklin	1	20	20.0	20	0
Adam Trautman	1	19	19.0	19	0
Josh Reynolds	1	9	9.0	9t	1
Nate Adkins	1	8	8.0	8	0
Marvin Mims Jr.	1	7	7.0	7	0
Michael Burton	1	5	5.0	5	0
Lucas Krull	1	5	5.0	5	0
TOTAL	19	206	10.8	27	2

PUNTING	NO	YDS	AVG	TB	I20	LG
Riley Dixon	6	259	43.2	1	3	53
TOTAL	6	259	43.0	1	3	53

KICKOFF RETURNS	NO	YDS	AVG	TB	LG	TD
Tremon Smith	2	61	30.5	38	0	0
TOTAL	2	61	30.5	38	0	0

PUNT RETURNS	NO	YDS	AVG	LG	TD
Marvin Mims Jr.	2	54	27.0	38	0
TOTAL	2	54	27.0	38	0

TOP DEFENSE	TOT	SOLO	AST	SCK	YDS	INT
Justin Strnad	9	7	2	0.0	0.0	0
Brandon Jones	8	3	5	0.0	0.0	0
Cody Barton	7	7	0	0.0	0.0	0

FIELD GOALS	FGM/FGA	PERCENT	RESULTS
Wil Lutz	2-2	100.0	51G, 44G
TOTAL	2-2	100.0	

SACKS
Zach Allen [1.0/7.0], Jonathon Cooper [1.0/3.0], Nik Bonitto [1.0/6.0]

Team Statistics

	Raiders	Broncos
First Downs	20	18
3rd-Down Eff. (Made/Att/Pct)	7/15/47%	3/12/25%
4th-Down Eff. (Made/Att/Pct)	0/1/0%	1/1/100%
Total Net Yards	330	289
Total Plays	65	58
Yards Per Play	5.1	5.0
Rushes/Net Yards	25/115	28/109
Net Passing	215	180
Pass Attempts/Completions	37/22	27/19
Had Intercepted	3	0
Sacked/Yards Lost	3/16	3/26
Punts/Average	5/53.4	6/43.2
Penalties/Yards	11/79	9/44
Fumbles/Lost	0/0	1/0
Possession Time	31:23	28:37



WEEK 6

Pittsburgh Steelers 32, Las Vegas Raiders 13
62,553 Allegiant Stadium Oct 13, 2024



Pittsburgh Steelers	3	9	10	10	—	32
Las Vegas Raiders	7	0	0	6	—	13

SCORING DRIVES

TEAM	QTR	TIME	SCORING PLAY	PIT	LV
Steelers	1	10:19	C.Boswell 52 yd. Field Goal (9-37, 4:41)	3	0
Raiders	1	04:24	A.Mattison 3 yd. run (D.Carlson kick) (10-70, 5:55)	3	7
Steelers	2	12:12	C.Boswell 49 yd. Field Goal (10-43, 4:00)	6	7
Steelers	2	00:34	J.Fields 3 yd. run (pass failed) (6-30, 1:58)	12	7
Steelers	3	09:20	C.Boswell 37 yd. Field Goal (4--10, 1:38)	15	7
Steelers	3	04:21	N.Harris 36 yd. run (C.Boswell kick) (7-80, 3:19)	22	7
Steelers	4	08:16	J.Fields 7 yd. run (C.Boswell kick) (1-7, 0:05)	29	7
Raiders	4	04:54	K.Wilkerson 9 yd. pass from A.O'Connell (pass failed) (10-70, 3:22)	29	13
Steelers	4	03:55	C.Boswell 36 yd. Field Goal (6-18, 0:59)	32	13

PITTSBURGH STEELERS

PASSING	ATT	CP	YDS	SK/YD	TD	LG	INT	RTG
Justin Fields	24	14	145	3/35	0	31	0	75.9
TOTAL	24	14	145	3/35	0	31	0	75.9

RUSHING	ATT	YDS	AVG	LG	TD
Najee Harris	14	106	7.6	36T	1
Justin Fields	11	59	5.4	18	2
Jonathan Ward	3	13	4.3	6	0
Jaylen Warren	6	7	1.2	7	0
Aaron Shampklin	1	-2	-2.0	-2	0
TOTAL	35	183	5.2	36T	3

RECEIVING	NO	YDS	AVG	LG	TD
George Pickens	3	53	17.7	31	0
Jaylen Warren	3	11	3.7	8	0
Calvin Austin III	2	36	18.0	20	0
Pat Freiermuth	2	16	8.0	8	0
Najee Harris	2	16	8.0	11	0
Darnell Washington	1	9	9.0	9	0
Connor Heyward	1	4	4.0	4	0
TOTAL	14	145	10.4	31	0

PUNTING	NO	YDS	AVG	TB	I20	LG
Corliss Waitman	3	137	45.7	0	2	47
TOTAL	3	137	45.0	0	2	47

KICKOFF RETURNS	NO	YDS	AVG	LG	TD
Jaylen Warren	1	26	26.0	26	0
Minkah Fitzpatrick	1	7	7.0	7	0
TOTAL	2	33	16.5	26	0

PUNT RETURNS	NO	YDS	AVG	LG	TD
No Punt Returns					

TOP DEFENSE	TOT	SOLO	AST	SCK	YDS	INT
Patrick Queen	13	6	7	0.0	0.0	0
DeShon Elliott	6	5	1	0.0	0.0	0
Payton Wilson	6	5	1	0.0	0.0	0

FIELD GOALS	FGM/FGA	PERCENT	RESULTS
Chris Boswell	4-4	100.0	52G, 49G, 37G, 36G
TOTAL	4-4	100.0	

SACKS
Cameron Heyward [1.0/9.0]

LAS VEGAS RAIDERS

PASSING	ATT	CP	YDS	SK/YD	TD	LG	INT	RTG
Aidan O'Connell	40	27	227	1/9	1	30	1	79.9
TOTAL	40	27	227	1/9	1	30	1	79.9

RUSHING	ATT	YDS	AVG	LG	TD
Alexander Mattison	14	33	2.4	9	1
Ameer Abdullah	4	24	6.0	10	0
Dylan Laube	1	0	0.0	0	0
TOTAL	19	57	3.0	10	1

RECEIVING	NO	YDS	AVG	LG	TD
Brock Bowers	9	71	7.9	18	0
Alexander Mattison	5	32	6.4	19	0
Alex Bachman	3	31	10.3	18	0
Harrison Bryant	3	24	8.0	14	0
Ameer Abdullah	3	14	4.7	12	0
DJ Turner	2	37	18.5	30	0
Kristian Wilkerson	2	18	9.0	9t	1
TOTAL	27	227	8.4	30	1

PUNTING	NO	YDS	AVG	TB	I20	LG
AJ Cole	3	170	56.7	2	0	66
TOTAL	3	170	56.0	2	0	66

KICKOFF RETURNS	NO	YDS	AVG	TB	LG	TD
Ameer Abdullah	1	31	31.0	31	0	0
TOTAL	1	31	31.0	31	0	0

PUNT RETURNS	NO	YDS	AVG	LG	TD
Ameer Abdullah	3	-1	-0.3	0	0
TOTAL	3	-1	-0.3	0	0

TOP DEFENSE	TOT	SOLO	AST	SCK	YDS	INT
Nate Hobbs	10	4	6	0.0	0.0	0
Tre'von Moehrig	9	7	2	0.0	0.0	0
Robert Spillane	8	5	3	0.0	0.0	0

FIELD GOALS	FGM/FGA	PERCENT	RESULTS
No Field Goals			

SACKS
Divine Deablo [1.0/13.0], John Jenkins [0.5/6.5], Maxx Crosby [0.5/6.5], K'Lavon Chaisson [1.0/9.0]

Team Statistics

	Steelers	Raiders
First Downs	18	16
3rd-Down Eff. (Made/Att/Pct)	4/13/31%	2/11/18%
4th-Down Eff. (Made/Att/Pct)	1/1/100%	1/3/33%
Total Net Yards	293	275
Total Plays	62	60
Yards Per Play	4.7	4.6
Rushes/Net Yards	35/183	19/57
Net Passing	110	218
Pass Attempts/Completions	24/14	40/27
Had Intercepted	0	1
Sacked/Yards Lost	3/35	1/9
Punts/Average	3/45.7	4/42.5
Penalties/Yards	7/50	4/42
Fumbles/Lost	1/0	3/2
Possession Time	31:51	28:09



WEEK 7

Las Vegas Raiders 15, Los Angeles Rams 20
73,267 🏡 SoFi Stadium 🏡 Oct 20, 2024



Las Vegas Raiders 0 6 3 6 — 15
Los Angeles Rams 0 14 6 0 — 20

SCORING DRIVES

TEAM	QTR	TIME	SCORING PLAY	LV	LAR
Raiders	2	14:04	D.Carlson 38 yd. Field Goal (9-56, 3:29)	3	0
Rams	2	03:00	K.Williams 13 yd. run (J.Karty kick) (4-47, 1:47)	3	7
Rams	2	01:14	K.Curl 33 yd. fumble return (J.Karty kick)	3	14
Raiders	2	00:00	D.Carlson 47 yd. Field Goal (8-41, 1:14)	6	14
Rams	3	07:30	K.Williams 2 yd. run (kick failed, wr) (2-31, 1:01)	6	20
Raiders	3	02:25	D.Carlson 38 yd. Field Goal (10-50, 5:05)	9	20
Raiders	4	14:52	D.Carlson 27 yd. Field Goal (4-5, 1:14)	12	20
Raiders	4	02:46	D.Carlson 27 yd. Field Goal (15-66, 7:25)	15	20

LAS VEGAS RAIDERS

PASSING	ATT	CP	YDS	SK/YD	TD	LG	INT	RTG
Gardner Minshew II	34	15	154	2/11	0	25	3	21.0
Aidan O'Connell	10	6	52	0/0	0	12	0	73.8
TOTAL	44	21	206	2/11	0	25	3	33.0

RUSHING	ATT	YDS	AVG	LG	TD
Alexander Mattison	23	92	4.0	13	0
Zamir White	3	13	4.3	9	0
Tre Tucker	1	11	11.0	11	0
DJ Turner	1	4	4.0	4	0
Gardner Minshew II	1	2	2.0	2	0
TOTAL	29	122	4.2	13	0

RECEIVING	NO	YDS	AVG	LG	TD
Brock Bowers	10	93	9.3	25	0
Tre Tucker	3	36	12.0	15	0
Alexander Mattison	3	31	10.3	18	0
Harrison Bryant	2	19	9.5	12	0
DJ Turner	2	13	6.5	10	0
Zamir White	1	14	14.0	14	0
TOTAL	21	206	9.8	25	0

PUNTING	NO	YDS	AVG	TB	I20	LG
AJ Cole	4	190	47.5	1	1	56
TOTAL	4	190	47.0	1	1	56

KICKOFF RETURNS	NO	YDS	AVG	LG	TD
No Kickoff Returns					

PUNT RETURNS	NO	YDS	AVG	LG	TD
DJ Turner	1	7	7.0	7	0
TOTAL	1	7	7.0	7	0

TOP DEFENSE	TOT	SOLO	AST	SCK	YDS	INT
Isaiah Pola-Mao	7	6	1	0.0	0.0	0
Nate Hobbs	6	6	0	0.0	0.0	1
Adam Butler	6	4	2	0.0	0.0	0

FIELD GOALS	FGM/FGA	PERCENT	RESULTS
Daniel Carlson	5-5	100.0	38G, 47G, 38G, 27G, 27G
TOTAL	5-5	100.0	

SACKS
Maxx Crosby [1.0/10.0]

LOS ANGELES RAMS

PASSING	ATT	CP	YDS	SK/YD	TD	LG	INT	RTG
Matthew Stafford	23	14	154	1/10	0	37	1	62.6
TOTAL	23	14	154	1/10	0	37	1	62.6

RUSHING	ATT	YDS	AVG	LG	TD
Kyren Williams	21	76	3.6	14	2
Xavier Smith	2	30	15.0	24	0
Blake Corum	3	11	3.7	5	0
Matthew Stafford	2	-2	-1.0	-1	0
TOTAL	28	115	4.1	24	2

RECEIVING	NO	YDS	AVG	LG	TD
Tutu Atwell	6	51	8.5	13	0
Tyler Johnson	4	57	14.3	37	0
Colby Parkinson	2	32	16.0	23	0
Demarcus Robinson	1	9	9.0	9	0
Hunter Long	1	5	5.0	5	0
TOTAL	14	154	11.0	37	0

PUNTING	NO	YDS	AVG	TB	I20	LG
Ethan Evans	6	261	43.5	1	3	52
TOTAL	6	261	43.0	1	3	52

KICKOFF RETURNS	NO	YDS	AVG	TB	LG	TD
No Kickoff Returns						

PUNT RETURNS	NO	YDS	AVG	LG	TD
Xavier Smith	1	8	8.0	8	0
TOTAL	1	8	8.0	8	0

TOP DEFENSE	TOT	SOLO	AST	SCK	YDS	INT
Quentin Lake	9	7	2	0.0	0.0	0
Troy Reeder	9	5	4	0.0	0.0	0
Kam Curl	7	7	0	0.0	0.0	0

FIELD GOALS	FGM/FGA	PERCENT	RESULTS
Joshua Karty	0-1	0.0	35LU
TOTAL	0-1	0.0	

SACKS
Michael Hoecht [1.0/0.0], Cobie Durant [1.0/11.0]

Team Statistics

	Raiders	Rams
First Downs	20	15
3rd-Down Eff. (Made/Att/Pct)	3/15/20%	2/10/20%
4th-Down Eff. (Made/Att/Pct)	1/1/100%	0/1/0%
Total Net Yards	317	259
Total Plays	75	52
Yards Per Play	4.2	5.0
Rushes/Net Yards	29/122	28/115
Net Passing	195	144
Pass Attempts/Completions	44/21	23/14
Had Intercepted	3	1
Sacked/Yards Lost	2/11	1/10
Punts/Average	4/47.5	6/43.5
Penalties/Yards	10/80	3/28
Fumbles/Lost	1/1	0/0
Possession Time	33:48	26:12



WEEK 8

Kansas City Chiefs 27, Las Vegas Raiders 20
62,533 Allegiant Stadium Oct 27, 2024



Kansas City Chiefs	7	10	0	10	—	27
Las Vegas Raiders	7	3	3	7	—	20

SCORING DRIVES

TEAM	QTR	TIME	SCORING PLAY	KC	LV
Chiefs	1	10:02	K.Hunt 1 yd. run (H.Butker kick) (9-70, 4:58)	7	0
Raiders	1	02:39	J.Meyers 7 yd. pass from G.Minshew (D.Carlson kick) (12-70, 7:23)	7	7
Raiders	2	10:13	D.Carlson 54 yd. Field Goal (10-50, 5:46)	7	10
Chiefs	2	01:57	T.Kelce 5 yd. pass from P.Mahomes (H.Butker kick) (13-70, 8:16)	14	10
Chiefs	2	00:04	H.Butker 42 yd. Field Goal (9-56, 0:54)	17	10
Raiders	3	06:40	D.Carlson 32 yd. Field Goal (10-14, 5:51)	17	13
Chiefs	4	08:44	H.Butker 24 yd. Field Goal (19-87, 9:43)	20	13
Chiefs	4	04:59	X.Worthy 9 yd. pass from P.Mahomes (H.Butker kick) (8-38, 3:01)	27	13
Raiders	4	02:03	D.Turner 11 yd. pass from G.Minshew (D.Carlson kick) (13-70, 2:56)	27	20

KANSAS CITY CHIEFS

PASSING	ATT	CP	YDS	SK/YD	TD	LG	INT	RTG
Patrick Mahomes	38	27	262	1/10	2	25	1	96.6
TOTAL	38	27	262	1/10	2	25	1	96.6

RUSHING	ATT	YDS	AVG	LG	TD
Kareem Hunt	21	59	2.8	7	1
Patrick Mahomes	6	17	2.8	14	0
Carson Steele	2	6	3.0	4	0
TOTAL	29	82	2.8	14	1

RECEIVING	NO	YDS	AVG	LG	TD
Travis Kelce	10	90	9.0	25	1
Xavier Worthy	4	37	9.3	16	1
Justin Watson	3	33	11.0	19	0
Noah Gray	3	23	7.7	10	0
Samaje Perine	2	30	15.0	21	0
DeAndre Hopkins	2	29	14.5	16	0
Mecole Hardman	1	8	8.0	8	0
Carson Steele	1	8	8.0	8	0
Kareem Hunt	1	4	4.0	4	0
TOTAL	27	262	9.7	25	2

PUNTING	NO	YDS	AVG	TB	I20	LG
Matt Araiza	2	93	46.5	0	1	51
TOTAL	2	93	46.0	0	1	51

KICKOFF RETURNS	NO	YDS	AVG	LG	TD
Montrell Washington	1	14	14.0	14	0
TOTAL	1	14	14.0	14	0

PUNT RETURNS	NO	YDS	AVG	LG	TD
Mecole Hardman	1	6	6.0	6	0
TOTAL	1	6	6.0	6	0

TOP DEFENSE	TOT	SOLO	AST	SCK	YDS	INT
Nick Bolton	9	7	2	0.0	0.0	0
Drue Tranquill	6	4	2	1.0	3.0	0
Nazeeh Johnson	5	2	3	0.0	0.0	0

FIELD GOALS	FGM/FGA	PERCENT	RESULTS
Harrison Butker	2-2	100.0	42G, 24G
TOTAL	2-2	100.0	

SACKS
Drue Tranquill [1.0/3.0], George Karlaftis [1.0/6.0], Leo Chenal [1.0/0.0], Tershawn Wharton [1.0/5.0], Mike Pennel [1.0/0.0]

LAS VEGAS RAIDERS

PASSING	ATT	CP	YDS	SK/YD	TD	LG	INT	RTG
Gardner Minshew II	30	24	209	5/14	2	20	0	117.9
TOTAL	30	24	209	5/14	2	20	0	117.9

RUSHING	ATT	YDS	AVG	LG	TD
Alexander Mattison	14	15	1.1	5	0
Tre Tucker	1	7	7.0	7	0
Gardner Minshew II	2	6	3.0	7	0
DJ Turner	1	4	4.0	4	0
Ameer Abdullah	1	2	2.0	2	0
Zamir White	2	-1	-0.5	2	0
TOTAL	21	33	1.6	7	0

RECEIVING	NO	YDS	AVG	LG	TD
Jakobi Meyers	6	52	8.7	17	1
Brock Bowers	5	58	11.6	19	0
Alexander Mattison	5	29	5.8	11	0
DJ Turner	4	28	7.0	11t	1
Tre Tucker	2	26	13.0	20	0
Ameer Abdullah	1	9	9.0	9	0
John Samuel Shenker	1	7	7.0	7	0
TOTAL	24	209	8.7	20	2

PUNTING	NO	YDS	AVG	TB	I20	LG
AJ Cole	2	128	64.0	1	1	68
TOTAL	2	128	64.0	1	1	68

KICKOFF RETURNS	NO	YDS	AVG	TB	LG	TD
No Kickoff Returns						

PUNT RETURNS	NO	YDS	AVG	LG	TD
DJ Turner	1	17	17.0	17	0
TOTAL	1	17	17.0	17	0

TOP DEFENSE	TOT	SOLO	AST	SCK	YDS	INT
Robert Spillane	12	6	6	0.0	0.0	0
Tre'von Moehrig	9	5	4	0.0	0.0	1
Divine Deablo	7	4	3	0.0	0.0	0

FIELD GOALS	FGM/FGA	PERCENT	RESULTS
Daniel Carlson	2-2	100.0	54G, 32G
TOTAL	2-2	100.0	

SACKS
Tyree Wilson [1.0/10.0]

Team Statistics

	Chiefs	Raiders
First Downs	23	15
3rd-Down Eff. (Made/Att/Pct)	12/16/75%	6/13/46%
4th-Down Eff. (Made/Att/Pct)	0/0/0%	1/2/50%
Total Net Yards	334	228
Total Plays	68	56
Yards Per Play	4.9	4.1
Rushes/Net Yards	29/82	21/33
Net Passing	252	195
Pass Attempts/Completions	38/27	30/24
Had Intercepted	1	0
Sacked/Yards Lost	1/10	5/14
Punts/Average	2/46.5	2/64.0
Penalties/Yards	8/55	5/32
Fumbles/Lost	1/0	1/1
Possession Time	32:30	27:30



24

WEEK 9

Las Vegas Raiders 24, Cincinnati Bengals 41
65,962 Paycor Stadium Nov 3, 2024



41

Las Vegas Raiders	7	3	0	14	—	24
Cincinnati Bengals	7	10	14	10	—	41

SCORING DRIVES

TEAM	QTR	TIME	SCORING PLAY	LV	CIN
Raiders	1	09:36	Z.White 1 yd. run (D.Carlson kick) (11-70, 5:24)	7	0
Bengals	1	01:39	C.Brown 1 yd. pass from J.Burrow (E.McPherson kick) (13-70, 7:57)	7	7
Bengals	2	07:00	E.McPherson 44 yd. Field Goal (14-64, 6:29)	7	10
Raiders	2	02:58	D.Carlson 46 yd. Field Goal (7-42, 4:02)	10	10
Bengals	2	00:32	A.Iosivas 10 yd. pass from J.Burrow (E.McPherson kick) (5-70, 2:26)	10	17
Bengals	3	11:27	D.Sample 2 yd. pass from J.Burrow (E.McPherson kick) (7-70, 3:33)	10	24
Bengals	3	07:34	M.Gesicki 11 yd. pass from J.Burrow (E.McPherson kick) (5-21, 2:08)	10	31
Raiders	4	13:17	J.Jones 29 yd. interception return (D.Carlson kick)	17	31
Bengals	4	05:37	M.Gesicki 47 yd. pass from J.Burrow (E.McPherson kick) (6-64, 0:59)	17	38
Bengals	4	01:53	E.McPherson 27 yd. Field Goal (7-4, 3:36)	17	41
Raiders	4	00:41	B.Bowers 22 yd. pass from D.Ridder (D.Carlson kick) (6-70, 1:12)	24	41

LAS VEGAS RAIDERS

PASSING	ATT	CP	YDS	SK/YD	TD	LG	INT	RTG
Gardner Minshew II	17	10	124	1/7	0	23	0	81.5
Desmond Ridder	16	11	74	4/34	1	22t	0	99.5
TOTAL	33	21	198	5/41	1	23	0	90.2

RUSHING	ATT	YDS	AVG	LG	TD
Alexander Mattison	9	36	4.0	7	0
Ameer Abdullah	4	12	3.0	6	0
Zamir White	6	10	1.7	4	1
Desmond Ridder	1	2	2.0	2	0
Gardner Minshew II	1	0	0.0	0	0
TOTAL	21	60	2.9	7	1

RECEIVING	NO	YDS	AVG	LG	TD
Jakobi Meyers	8	105	13.1	23	0
Brock Bowers	5	45	9.0	22t	1
Ameer Abdullah	3	14	4.7	10	0
Harrison Bryant	2	22	11.0	18	0
Tre Tucker	2	5	2.5	6	0
Ramel Keyton	1	7	7.0	7	0
TOTAL	21	198	9.4	23	1

PUNTING	NO	YDS	AVG	TB	I20	LG
AJ Cole	5	280	56.0	0	3	70
TOTAL	5	280	56.0	0	3	70

KICKOFF RETURNS	NO	YDS	AVG	LG	TD
No Kickoff Returns					

PUNT RETURNS	NO	YDS	AVG	LG	TD
DJ Turner	2	30	15.0	24	0
TOTAL	2	30	15.0	24	0

TOP DEFENSE	TOT	SOLO	AST	SCK	YDS	INT
Tre'von Moehrig	13	8	5	0.5	4.0	0
Isaiah Pola-Mao	7	4	3	0.0	0.0	0
Robert Spillane	7	1	6	0.0	0.0	0

FIELD GOALS	FGM/FGA	PERCENT	RESULTS
Daniel Carlson	1-1	100.0	46G
TOTAL	1-1	100.0	

SACKS
Tre'von Moehrig [0.5/4.0], John Jenkins [0.5/4.0]

CINCINNATI BENGALS

PASSING	ATT	CP	YDS	SK/YD	TD	LG	INT	RTG
Joe Burrow	39	27	251	1/8	5	47t	1	115.5
TOTAL	39	27	251	1/8	5	47T	1	115.5

RUSHING	ATT	YDS	AVG	LG	TD
Chase Brown	27	120	4.4	21	0
Joe Burrow	3	11	3.7	10	0
Jake Browning	1	-1	-1.0	-1	0
TOTAL	31	130	4.2	21	0

RECEIVING	NO	YDS	AVG	LG	TD
Ja'Marr Chase	7	43	6.1	11	0
Mike Gesicki	5	100	20.0	47t	2
Chase Brown	5	37	7.4	13	1
Drew Sample	4	14	3.5	5	1
Erick All Jr.	2	24	12.0	18	0
Tanner Hudson	2	14	7.0	11	0
Andrei Iosivas	1	10	10.0	10t	1
Kendric Pryor	1	9	9.0	9	0
TOTAL	27	251	9.3	47T	5

PUNTING	NO	YDS	AVG	TB	I20	LG
Ryan Rehkow	3	175	58.3	1	0	65
TOTAL	3	175	58.0	1	0	65

KICKOFF RETURNS	NO	YDS	AVG	TB	LG	TD
Kendric Pryor	2	43	21.5	24	0	0
TOTAL	2	43	21.5	24	0	0

PUNT RETURNS	NO	YDS	AVG	LG	TD
Trenton Irwin	3	26	8.7	13	0
TOTAL	3	26	8.7	13	0

TOP DEFENSE	TOT	SOLO	AST	SCK	YDS	INT
Logan Wilson	9	5	4	0.0	0.0	0
Mike Hilton	8	6	2	0.0	0.0	0
Jordan Battle	5	3	2	0.0	0.0	0

FIELD GOALS	FGM/FGA	PERCENT	RESULTS
Evan McPherson	2-2	100.0	44G, 27G
TOTAL	2-2	100.0	

SACKS
Kris Jenkins Jr. [1.0/4.0], Trey Hendrickson [4.0/37.0]

Team Statistics

	Raiders	Bengals
First Downs	16	26
3rd-Down Eff. (Made/Att/Pct)	5/13/38%	8/15/53%
4th-Down Eff. (Made/Att/Pct)	0/1/0%	1/1/100%
Total Net Yards	217	373
Total Plays	59	71
Yards Per Play	3.7	5.3
Rushes/Net Yards	21/60	31/130
Net Passing	157	243
Pass Attempts/Completions	33/21	39/27
Had Intercepted	0	1
Sacked/Yards Lost	5/41	1/8
Punts/Average	5/56.0	3/58.3
Penalties/Yards	6/51	7/60
Fumbles/Lost	2/2	0/0
Possession Time	24:46	35:14



19

WEEK 11

Las Vegas Raiders 19, Miami Dolphins 34
65,440 Hard Rock Stadium Nov 17, 2024



34

Las Vegas Raiders	3	3	6	7	—	19
Miami Dolphins	7	3	7	17	—	34

SCORING DRIVES

TEAM	QTR	TIME	SCORING PLAY	LV	MIA
Dolphins	1	06:47	J.Smith 1 yd. pass from T.Tagovailoa (J.Sanders kick) (14-70, 8:13)	0	7
Raiders	1	00:08	D.Carlson 27 yd. Field Goal (12-61, 6:39)	3	7
Dolphins	2	06:46	J.Sanders 31 yd. Field Goal (16-52, 8:22)	3	10
Raiders	2	00:45	D.Carlson 22 yd. Field Goal (16-66, 6:01)	6	10
Dolphins	3	04:13	T.Hill 8 yd. pass from T.Tagovailoa (J.Sanders kick) (14-97, 7:47)	6	17
Raiders	3	01:21	B.Bowers 23 yd. pass from G.Minshe (run failed) (8-70, 2:52)	12	17
Dolphins	4	10:37	D.Achane 2 yd. run (J.Sanders kick) (10-60, 5:44)	12	24
Raiders	4	04:23	A.Abdullah 10 yd. pass from G.Minshe (D.Carlson kick) (14-70, 6:14)	19	24
Dolphins	4	03:19	J.Smith 57 yd. pass from T.Tagovailoa (J.Sanders kick) (4-70, 1:04)	19	31
Dolphins	4	01:55	J.Sanders 46 yd. Field Goal (4-3, 1:17)	19	34

LAS VEGAS RAIDERS

PASSING	ATT	CP	YDS	SK/YD	TD	LG	INT	RTG
Gardner Minshew II	43	30	282	3/14	2	31	1	93.4
TOTAL	43	30	282	3/14	2	31	1	93.4

RUSHING	ATT	YDS	AVG	LG	TD
Jakobi Meyers	1	20	20.0	20	0
Alexander Mattison	5	19	3.8	8	0
Zamir White	5	9	1.8	3	0
Gardner Minshew II	2	7	3.5	6	0
Tre Tucker	1	7	7.0	7	0
Ameer Abdullah	1	1	1.0	1	0
Brock Bowers	1	-3	-3.0	-3	0
TOTAL	16	60	3.8	20	0

RECEIVING	NO	YDS	AVG	LG	TD
Brock Bowers	13	126	9.7	23t	1
Jakobi Meyers	4	28	7.0	11	0
Alexander Mattison	3	50	16.7	31	0
DJ Turner	3	29	9.7	12	0
Tre Tucker	3	28	9.3	22	0
Ameer Abdullah	3	16	5.3	10t	1
Michael Mayer	1	5	5.0	5	0
TOTAL	30	282	9.4	31	2

PUNTING	NO	YDS	AVG	TB	I20	LG
AJ Cole	1	54	54.0	0	1	54
TOTAL	1	54	54.0	0	1	54

KICKOFF RETURNS	NO	YDS	AVG	LG	TD
DJ Turner	1	31	31.0	31	0
TOTAL	1	31	31.0	31	0

PUNT RETURNS	NO	YDS	AVG	LG	TD
No Punt Returns					

TOP DEFENSE	TOT	SOLO	AST	SCK	YDS	INT
Robert Spillane	11	5	6	0.0	0.0	0
Jack Jones	7	6	1	0.0	0.0	0
Darnay Holmes	7	4	3	0.0	0.0	0

FIELD GOALS	FGM/FGA	PERCENT	RESULTS
Daniel Carlson	2-2	100.0	27G, 22G
TOTAL	2-2	100.0	

SACKS
Adam Butler [1.0/8.0], Tyree Wilson [1.0/9.0]

MIAMI DOLPHINS

PASSING	ATT	CP	YDS	SK/YD	TD	LG	INT	RTG
Tua Tagovailoa	36	28	288	2/17	3	57t	0	127.8
TOTAL	36	28	288	2/17	3	57T	0	127.8

RUSHING	ATT	YDS	AVG	LG	TD
De'Von Achane	17	73	4.3	30	1
Malik Washington	1	7	7.0	7	0
Jaylen Wright	5	4	0.8	5	0
Raheem Mostert	3	-2	-0.7	1	0
TOTAL	26	82	3.2	30	1

RECEIVING	NO	YDS	AVG	LG	TD
Tyreek Hill	7	61	8.7	18	1
Jonnu Smith	6	101	16.8	57t	2
De'Von Achane	4	32	8.0	17	0
Malik Washington	3	11	3.7	9	0
Jaylen Waddle	2	37	18.5	24	0
Julian Hill	2	28	14.0	17	0
Odell Beckham Jr.	2	13	6.5	8	0
Durham Smythe	1	3	3.0	3	0
Jaylen Wright	1	2	2.0	2	0
TOTAL	28	288	10.3	57T	3

PUNTING	NO	YDS	AVG	TB	I20	LG
TOTAL	0	0	0	0	0	0

KICKOFF RETURNS	NO	YDS	AVG	TB	LG	TD
Jaylen Wright	1	29	29.0	29	0	0
Raheem Mostert	1	23	23.0	23	0	0
TOTAL	2	52	26.0	29	0	0

PUNT RETURNS	NO	YDS	AVG	LG	TD
Malik Washington	1	0	0.0	0	0
TOTAL	1	0	0.0	0	0

TOP DEFENSE	TOT	SOLO	AST	SCK	YDS	INT
Jordyn Brooks	13	8	5	0.0	0.0	0
Anthony Walker Jr.	10	6	4	0.0	0.0	0
Jordan Poyer	6	1	5	0.0	0.0	0

FIELD GOALS	FGM/FGA	PERCENT	RESULTS
Jason Sanders	2-2	100.0	31G, 46G
TOTAL	2-2	100.0	

SACKS
Zach Sieler [1.0/7.0], Calais Campbell [1.0/6.0], Emmanuel Ogbah [1.0/1.0]

Team Statistics	Raiders	Dolphins
First Downs	22	25
3rd-Down Eff. (Made/Att/Pct)	8/14/57%	8/12/67%
4th-Down Eff. (Made/Att/Pct)	2/2/100%	2/2/100%
Total Net Yards	328	353
Total Plays	62	64
Yards Per Play	5.3	5.5
Rushes/Net Yards	16/60	26/82
Net Passing	268	271
Pass Attempts/Completions	43/30	36/28
Had Intercepted	1	0
Sacked/Yards Lost	3/14	2/17
Punts/Average	1/54.0	0/0.0
Penalties/Yards	7/49	4/23
Fumbles/Lost	0/0	1/0
Possession Time	26:48	33:12



WEEK 12 Denver Broncos 29, Las Vegas Raiders 19 62,460 Allegiant Stadium Nov 24, 2024



Denver Broncos	3	6	7	13	—	29
Las Vegas Raiders	0	13	0	6	—	19

SCORING DRIVES

TEAM	QTR	TIME	SCORING PLAY	DEN	LV
Broncos	1	02:47	W.Lutz 38 yd. Field Goal (8-47, 5:07)	3	0
Raiders	2	13:36	A.Abdullah 6 yd. pass from G.Minshew (D.Carlson kick) (7-40, 4:11)	3	7
Broncos	2	09:21	W.Lutz 53 yd. Field Goal (8-35, 4:15)	6	7
Raiders	2	03:48	D.Carlson 34 yd. Field Goal (11-54, 5:33)	6	10
Broncos	2	00:53	W.Lutz 54 yd. Field Goal (8-34, 2:55)	9	10
Raiders	2	00:00	D.Carlson 34 yd. Field Goal (7-54, 0:53)	9	13
Broncos	3	10:49	C.Sutton 18 yd. pass from B.Nix (W.Lutz kick) (2-18, 0:44)	16	13
Broncos	4	12:05	W.Lutz 45 yd. Field Goal (10-26, 4:22)	19	13
Raiders	4	08:59	D.Carlson 53 yd. Field Goal (7-35, 3:06)	19	16
Broncos	4	05:30	C.Sutton 2 yd. pass from B.Nix (W.Lutz kick) (7-70, 3:29)	26	16
Raiders	4	03:38	D.Carlson 22 yd. Field Goal (11-66, 1:52)	26	19
Broncos	4	01:56	W.Lutz 33 yd. Field Goal (4-2, 0:25)	29	19

DENVER BRONCOS

PASSING	ATT	CP	YDS	SK/YD	TD	LG	INT	RTG
Bo Nix	42	25	273	1/11	2	37	0	94.6
TOTAL	42	25	273	1/11	2	37	0	94.6

RUSHING	ATT	YDS	AVG	LG	TD
Jaleel McLaughlin	7	44	6.3	18	0
Audric Esteime	3	15	5.0	9	0
Bo Nix	1	5	5.0	5	0
Michael Burton	1	3	3.0	3	0
Javonte Williams	8	-2	-0.3	7	0
Marvin Mims Jr.	2	-2	-1.0	3	0
TOTAL	22	63	2.9	18	0

RECEIVING	NO	YDS	AVG	LG	TD
Courtland Sutton	8	97	12.1	19	2
Devaughn Vele	6	80	13.3	24	0
Marvin Mims Jr.	3	44	14.7	37	0
Troy Franklin	2	31	15.5	26	0
Javonte Williams	2	6	3.0	5	0
Lil'Jordan Humphrey	2	4	2.0	2	0
Michael Burton	1	8	8.0	8	0
Adam Trautman	1	3	3.0	3	0
TOTAL	25	273	10.9	37	2

PUNTING	NO	YDS	AVG	TB	I20	LG
Riley Dixon	4	192	48.0	0	2	54
TOTAL	4	192	48.0	0	2	54

KICKOFF RETURNS	NO	YDS	AVG	LG	TD
No Kickoff Returns					

PUNT RETURNS	NO	YDS	AVG	LG	TD
Marvin Mims Jr.	1	22	22.0	22	0
TOTAL	1	22	22.0	22	0

TOP DEFENSE	TOT	SOLO	AST	SCK	YDS	INT
Cody Barton	6	5	1	0.5	2.5	0
P.J. Locke	6	5	1	0.0	0.0	0
Ja'Quan McMillian	6	5	1	0.0	0.0	0

FIELD GOALS	FGM/FGA	PERCENT	RESULTS
Wil Lutz	5-5	100.0	38G, 53G, 54G, 45G, 33G
TOTAL	5-5	100.0	

SACKS
Cody Barton [0.5/2.5], D.J. Jones [0.5/1.5], Jonathon Cooper [0.5/2.5], Malcolm Roach [1.0/4.0], Nik Bonitto [1.0/8.0], Jonah Ellis [1.0/8.0], Eyioma Uwazurike [0.5/1.5]

LAS VEGAS RAIDERS

PASSING	ATT	CP	YDS	SK/YD	TD	LG	INT	RTG
Gardner Minshew II	42	25	230	3/12	1	25	1	72.5
Desmond Ridder	10	5	64	2/16	0	28	0	70.4
AJ Cole	1	1	34	0/0	0	34	0	118.8
TOTAL	53	31	328	5/28	1	34	1	75.0

RUSHING	ATT	YDS	AVG	LG	TD
Sincere McCormick	5	33	6.6	19	0
Ameer Abdullah	8	28	3.5	5	0
Gardner Minshew II	2	5	2.5	5	0
Desmond Ridder	1	3	3.0	3	0
TOTAL	16	69	4.3	19	0

RECEIVING	NO	YDS	AVG	LG	TD
Jakobi Meyers	10	121	12.1	25	0
Tre Tucker	7	82	11.7	28	0
Ameer Abdullah	5	37	7.4	13	1
Brock Bowers	4	38	9.5	13	0
Michael Mayer	2	11	5.5	9	0
DJ Turner	2	5	2.5	4	0
Divine Deablo	1	34	34.0	34	0
TOTAL	31	328	10.6	34	1

PUNTING	NO	YDS	AVG	TB	I20	LG
AJ Cole	4	190	47.5	0	2	60
TOTAL	4	190	47.0	0	2	60

KICKOFF RETURNS	NO	YDS	AVG	TB	LG	TD
Dylan Laube	1	59	59.0	59	0	
TOTAL	1	59	59.0	59	0	

PUNT RETURNS	NO	YDS	AVG	LG	TD
DJ Turner	2	14	7.0	8	0
TOTAL	2	14	7.0	8	0

TOP DEFENSE	TOT	SOLO	AST	SCK	YDS	INT
Decamerion Richardson	8	5	3	0.0	0.0	0
Jack Jones	7	7	0	0.0	0.0	0
Isaiah Pola-Mao	6	3	3	0.0	0.0	0

FIELD GOALS	FGM/FGA	PERCENT	RESULTS
Daniel Carlson	4-4	100.0	34G, 34G, 53G, 22G
TOTAL	4-4	100.0	

SACKS
Tyree Wilson [1.0/11.0]

Team Statistics	Broncos	Raiders
First Downs	19	21
3rd-Down Eff. (Made/Att/Pct)	6/15/40%	4/14/29%
4th-Down Eff. (Made/Att/Pct)	0/0/0%	2/2/100%
Total Net Yards	325	369
Total Plays	65	74
Yards Per Play	5.0	5.0
Rushes/Net Yards	22/63	16/69
Net Passing	262	300
Pass Attempts/Completions	42/25	53/31
Had Intercepted	0	1
Sacked/Yards Lost	1/11	5/28
Punts/Average	4/48.0	4/47.5
Penalties/Yards	6/58	4/44
Fumbles/Lost	0/0	2/1
Possession Time	31:11	28:49



WEEK 13

Las Vegas Raiders 17, Kansas City Chiefs 19
73,627 GEHA Field at Arrowhead Stadium Nov 29, 2024



Las Vegas Raiders 0 3 7 7 — 17
Kansas City Chiefs 3 7 6 3 — 19

SCORING DRIVES

TEAM	QTR	TIME	SCORING PLAY	LV	KC
Chiefs	1	10:06	M.Wright 25 yd. Field Goal (13-66, 4:54)	0	3
Raiders	2	11:03	D.Carlson 27 yd. Field Goal (10-83, 6:20)	3	3
Chiefs	2	02:14	Ju.Watson 6 yd. pass from P.Mahomes (M.Wright kick) (7-53, 3:41)	3	10
Chiefs	3	08:40	M.Wright 42 yd. Field Goal (7-47, 3:05)	3	13
Chiefs	3	03:11	M.Wright 35 yd. Field Goal (7-38, 1:17)	3	16
Raiders	3	01:40	B.Bowers 33 yd. pass from A.O'Connell (D.Carlson kick) (2-26, 1:31)	10	16
Raiders	4	14:52	T.Tucker 58 yd. pass from A.O'Connell (D.Carlson kick) (2-69, 0:13)	17	16
Chiefs	4	09:53	M.Wright 32 yd. Field Goal (11-56, 4:59)	17	19

LAS VEGAS RAIDERS

PASSING	ATT	CP	YDS	SK/YD	TD	LG	INT	RTG
Aidan O'Connell	35	23	340	3/22	2	58t	0	116.4
TOTAL	35	23	340	3/22	2	58T	0	116.4

RUSHING	ATT	YDS	AVG	LG	TD
Sincere McCormick	12	64	5.3	17	0
Ameer Abdullah	10	39	3.9	11	0
Tre Tucker	1	11	11.0	11	0
Brock Bowers	1	2	2.0	2	0
Aidan O'Connell	1	0	0.0	0	0
TOTAL	25	116	4.6	17	0

RECEIVING	NO	YDS	AVG	LG	TD
Brock Bowers	10	140	14.0	33t	1
Jakobi Meyers	6	97	16.2	43	0
Ameer Abdullah	2	14	7.0	7	0
Sincere McCormick	2	1	0.5	3	0
Tre Tucker	1	58	58.0	58t	1
DJ Turner	1	25	25.0	25	0
Michael Mayer	1	5	5.0	5	0
TOTAL	23	340	14.8	58T	2

PUNTING	NO	YDS	AVG	TB	I20	LG
AJ Cole	3	140	46.7	0	1	55
TOTAL	3	140	46.0	0	1	55

KICKOFF RETURNS	NO	YDS	AVG	LG	TD
DJ Turner	2	49	24.5	27	0
Dylan Laube	2	36	18.0	22	0
Ameer Abdullah	1	68	68.0	68	0
TOTAL	5	153	30.6	68	0

PUNT RETURNS	NO	YDS	AVG	LG	TD
Ameer Abdullah	2	30	15.0	18	0
DJ Turner	1	9	9.0	9	0
TOTAL	3	39	13.0	18	0

TOP DEFENSE	TOT	SOLO	AST	SCK	YDS	INT
Robert Spillane	9	7	2	0.0	0.0	0
Adam Butler	6	2	4	0.5	2.5	0
Decamerion Richardson	5	5	0	0.0	0.0	0

FIELD GOALS	FGM/FGA	PERCENT	RESULTS
Daniel Carlson	1-4	25.0	27G, 56SH, 55WL, 58SH
TOTAL	1-4	25.0	

SACKS
Adam Butler [0.5/2.5], Maxx Crosby [1.0/9.0], K'Lavon Chaisson [1.5/8.5], Zach Carter [1.0/0.0]

KANSAS CITY CHIEFS

PASSING	ATT	CP	YDS	SK/YD	TD	LG	INT	RTG
Patrick Mahomes	46	26	306	5/40	1	34	0	84.1
TOTAL	46	26	306	5/40	1	34	0	84.1

RUSHING	ATT	YDS	AVG	LG	TD
Isiah Pacheco	7	44	6.3	34	0
Kareem Hunt	7	15	2.1	4	0
Patrick Mahomes	2	4	2.0	5	0
TOTAL	16	63	3.9	34	0

RECEIVING	NO	YDS	AVG	LG	TD
Travis Kelce	7	68	9.7	24	0
Xavier Worthy	5	54	10.8	19	0
DeAndre Hopkins	4	90	22.5	34	0
Noah Gray	4	58	14.5	26	0
Kareem Hunt	2	0	0.0	5	0
Samaje Perine	1	15	15.0	10	0
Juju Smith-Schuster	1	10	10.0	10	0
Justin Watson	1	6	6.0	6t	1
Isiah Pacheco	1	5	5.0	5	0
TOTAL	26	306	11.8	34	1

PUNTING	NO	YDS	AVG	TB	I20	LG
Matt Araiza	5	217	43.4	0	2	54
TOTAL	5	217	43.0	0	2	54

KICKOFF RETURNS	NO	YDS	AVG	TB	LG	TD
Mecole Hardman	1	24	24.0	24	0	0
Samaje Perine	1	26	26.0	26	0	0
TOTAL	2	50	25.0	26	0	0

PUNT RETURNS	NO	YDS	AVG	LG	TD
Mecole Hardman	1	8	8.0	8	0
TOTAL	1	8	8.0	8	0

TOP DEFENSE	TOT	SOLO	AST	SCK	YDS	INT
Nick Bolton	11	10	1	0.0	0.0	0
Bryan Cook	6	4	2	0.0	0.0	0
Justin Reid	6	4	2	0.0	0.0	0

FIELD GOALS	FGM/FGA	PERCENT	RESULTS
Matthew Wright	4-5	80.0	25G, 59SH, 42G, 35G, 32G
TOTAL	4-5	80.0	

SACKS
Chris Jones [2.0/7.0], George Karlaftis [1.0/15.0]

Team Statistics

	Raiders	Chiefs
First Downs	20	18
3rd-Down Eff. (Made/Att/Pct)	3/12/25%	7/16/44%
4th-Down Eff. (Made/Att/Pct)	0/1/0%	0/0/0%
Total Net Yards	434	329
Total Plays	63	67
Yards Per Play	6.9	4.9
Rushes/Net Yards	25/116	16/63
Net Passing	318	266
Pass Attempts/Completions	35/23	46/26
Had Intercepted	0	0
Sacked/Yards Lost	3/22	5/40
Punts/Average	3/46.7	5/43.4
Penalties/Yards	9/101	7/40
Fumbles/Lost	2/1	1/0
Possession Time	31:12	28:48



WEEK 14

Las Vegas Raiders 13, Tampa Bay Buccaneers 28
63,250 Raymond James Stadium Dec 8, 2024



Las Vegas Raiders 0 10 0 3 — 13
Tampa Bay Buccaneers 14 0 0 14 — 28

SCORING DRIVES

TEAM	QTR	TIME	SCORING PLAY	LV	TB
Buccaneers	1	08:07	J.McMillan 15 yd. pass from B.Mayfield (C.McLaughlin kick) (12-85, 6:53)	0	7
Buccaneers	1	03:52	R.White 5 yd. pass from B.Mayfield (C.McLaughlin kick) (5-52, 2:45)	0	14
Raiders	2	09:21	A.O'Connell 1 yd. run (D.Carlson kick) (6-45, 2:42)	7	14
Raiders	2	04:28	D.Carlson 25 yd. Field Goal (7-46, 3:14)	10	14
Buccaneers	4	08:47	R.White 3 yd. run (C.McLaughlin kick) (6-77, 2:59)	10	21
Raiders	4	03:05	D.Carlson 27 yd. Field Goal (11-57, 5:42)	13	21
Buccaneers	4	01:56	J.McMillan 29 yd. pass from B.Mayfield (C.McLaughlin kick) (5-80, 1:09)	13	28

LAS VEGAS RAIDERS

PASSING	ATT	CP	YDS	SK/YD	TD	LG	INT	RTG
Aidan O'Connell	19	11	104	1/10	0	29	1	51.2
Desmond Ridder	18	12	101	1/0	0	25	0	81.0
TOTAL	37	23	205	2/10	0	29	1	65.7

RUSHING	ATT	YDS	AVG	LG	TD
Sincere McCormick	15	78	5.2	29	0
Aidan O'Connell	6	6	1.0	4	1
Desmond Ridder	2	3	1.5	3	0
Brock Bowers	1	3	3.0	3	0
Ameer Abdullah	1	1	1.0	1	0
TOTAL	25	91	3.6	29	1

RECEIVING	NO	YDS	AVG	LG	TD
Michael Mayer	7	68	9.7	29	0
Jakobi Meyers	7	67	9.6	20	0
Brock Bowers	3	49	16.3	25	0
Sincere McCormick	2	11	5.5	8	0
Tre Tucker	2	7	3.5	6	0
Terrace Marshall Jr.	1	6	6.0	6	0
Ameer Abdullah	1	-3	-3.0	-3	0
TOTAL	23	205	8.9	29	0

PUNTING	NO	YDS	AVG	TB	I20	LG
AJ Cole	4	177	44.3	1	0	51
TOTAL	4	177	44.0	1	0	51

KICKOFF RETURNS	NO	YDS	AVG	LG	TD
Ameer Abdullah	2	59	29.5	30	0
TOTAL	2	59	29.5	30	0

PUNT RETURNS	NO	YDS	AVG	LG	TD
Ameer Abdullah	2	30	15.0	16	0
TOTAL	2	30	15.0	16	0

TOP DEFENSE	TOT	SOLO	AST	SCK	YDS	INT
Tre'von Moehrig	8	5	3	0.5	0.0	0
Robert Spillane	7	5	2	0.0	0.0	0
Darnay Holmes	7	4	3	1.0	8.0	0

FIELD GOALS	FGM/FGA	PERCENT	RESULTS
Daniel Carlson	2-2	100.0	25G, 27G
TOTAL	2-2	100.0	

SACKS

Tre'von Moehrig [0.5/0.0], Darnay Holmes [1.0/8.0], Adam Butler [1.0/8.0], K'Lavon Chaisson [0.5/0.0], Amari Burney [1.0/11.0]

TAMPA BAY BUCCANEERS

PASSING	ATT	CP	YDS	SK/YD	TD	LG	INT	RTG
Baker Mayfield	29	18	295	4/27	3	44	2	101.9
TOTAL	29	18	295	4/27	3	44	2	101.9

RUSHING	ATT	YDS	AVG	LG	TD
Rachaad White	17	90	5.3	13	1
Sean Tucker	3	47	15.7	34	0
Baker Mayfield	2	12	6.0	7	0
Bucky Irving	4	3	0.8	2	0
TOTAL	26	152	5.8	34	1

RECEIVING	NO	YDS	AVG	LG	TD
Mike Evans	4	69	17.3	32	0
Sterling Shepard	4	63	15.8	22	0
Jalen McMillan	4	59	14.8	29	2
Cade Otton	3	70	23.3	44	0
Rachaad White	2	19	9.5	14	1
Bucky Irving	1	15	15.0	15	0
TOTAL	18	295	16.4	44	3

PUNTING	NO	YDS	AVG	TB	I20	LG
Jack Browning	3	128	42.7	0	0	49
TOTAL	3	128	42.0	0	0	49

KICKOFF RETURNS	NO	YDS	AVG	TB	LG	TD
Rakim Jarrett	1	23	23.0	23	0	0
Sean Tucker	1	25	25.0	25	0	0
TOTAL	2	48	24.0	25	0	0

PUNT RETURNS	NO	YDS	AVG	LG	TD
Trey Palmer	1	3	3.0	3	0
TOTAL	1	3	3.0	3	0

TOP DEFENSE	TOT	SOLO	AST	SCK	YDS	INT
Zyon McCollum	7	6	1	0.0	0.0	0
Lavonte David	7	5	2	1.0	10.0	0
Kaevon Merriweather	7	4	3	1.0	0.0	0

FIELD GOALS	FGM/FGA	PERCENT	RESULTS
			No Field Goals

SACKS

Kaevon Merriweather [1.0/0.0], Lavonte David [1.0/10.0]

Team Statistics

	Raiders	Buccaneers
First Downs	16	21
3rd-Down Eff. (Made/Att/Pct)	4/13/31%	5/12/42%
4th-Down Eff. (Made/Att/Pct)	3/3/100%	1/1/100%
Total Net Yards	286	420
Total Plays	64	59
Yards Per Play	4.5	7.1
Rushes/Net Yards	25/91	26/152
Net Passing	195	268
Pass Attempts/Completions	37/23	29/18
Had Intercepted	1	2
Sacked/Yards Lost	2/10	4/27
Punts/Average	4/44.3	3/42.7
Penalties/Yards	3/31	5/31
Fumbles/Lost	2/1	2/1
Possession Time	31:30	28:30



WEEK 15

Atlanta Falcons 15, Las Vegas Raiders 9
62,364 Allegiant Stadium Dec 16, 2024



Atlanta Falcons	7	2	3	3	—	15
Las Vegas Raiders	0	3	0	6	—	9

SCORING DRIVES

TEAM	QTR	TIME	SCORING PLAY	ATL	LV
Falcons	1	00:14	D.London 30 yd. pass from K.Cousins (Y.Koo kick) (6-51, 3:30)	7	0
Raiders	2	11:44	D.Carlson 52 yd. Field Goal (9-37, 3:30)	7	3
Falcons	2	05:35	A.Mattison tackled in end zone by Z.Harrison for a Safety	9	3
Falcons	3	09:25	Y.Koo 40 yd. Field Goal (6-15, 2:48)	12	3
Falcons	4	13:26	Y.Koo 48 yd. Field Goal (7-18, 3:34)	15	3
Raiders	4	02:54	A.Abdullah 5 yd. pass from D.Ridder (kick blocked) (9-68, 2:33)	15	9

ATLANTA FALCONS

PASSING	ATT	CP	YDS	SK/YD	TD	LG	INT	RTG
Kirk Cousins	17	11	112	3/19	1	30t	1	78.6
TOTAL	17	11	112	3/19	1	30T	1	78.6

RUSHING	ATT	YDS	AVG	LG	TD
Bijan Robinson	22	125	5.7	29	0
Tyler Allgeier	12	43	3.6	19	0
Kirk Cousins	3	0	0.0	2	0
TOTAL	37	168	4.5	29	0

RECEIVING	NO	YDS	AVG	LG	TD
Kyle Pitts	4	28	7.0	11	0
Drake London	3	53	17.7	30t	1
Charlie Woerner	2	7	3.5	5	0
Ray-Ray McCloud III	1	14	14.0	14	0
Bijan Robinson	1	10	10.0	10	0
TOTAL	11	112	10.2	30T	1

PUNTING	NO	YDS	AVG	TB	I20	LG
Bradley Pinion	6	265	44.2	2	4	63
TOTAL	6	265	44.0	2	4	63

KICKOFF RETURNS	NO	YDS	AVG	LG	TD
Avery Williams	2	66	33.0	38	0
TOTAL	2	66	33.0	38	0

PUNT RETURNS	NO	YDS	AVG	LG	TD
Avery Williams	1	12	12.0	12	0
TOTAL	1	12	12.0	12	0

TOP DEFENSE	TOT	SOLO	AST	SCK	YDS	INT
Kaden Elliss	11	6	5	1.0	10.0	0
Mike Hughes	7	7	0	0.0	0.0	0
Dee Alford	5	2	3	0.0	0.0	0

FIELD GOALS	FGM/FGA	PERCENT	RESULTS
Younghoe Koo	2-3	66.7	40G, 48G, 42WL
TOTAL	2-3	66.0	

SACKS

Kaden Elliss [1.0/10.0], Zach Harrison [1.0/2.0], DeAngelo Malone [2.0/12.0]

LAS VEGAS RAIDERS

PASSING	ATT	CP	YDS	SK/YD	TD	LG	INT	RTG
Desmond Ridder	39	23	208	3/14	1	24	2	60.6
Jakobi Meyers	0	0	0	1/10	0	0	0	0.0
TOTAL	39	23	208	4/24	1	24	2	60.6

RUSHING	ATT	YDS	AVG	LG	TD
Desmond Ridder	5	28	5.6	11	0
Alexander Mattison	7	21	3.0	12	0
Sincere McCormick	7	8	1.1	5	0
Ameer Abdullah	3	8	2.7	4	0
TOTAL	22	65	3.0	12	0

RECEIVING	NO	YDS	AVG	LG	TD
Ameer Abdullah	7	58	8.3	24	1
Jakobi Meyers	5	59	11.8	22	0
Brock Bowers	3	35	11.7	22	0
Tre Tucker	2	18	9.0	10	0
Sincere McCormick	2	17	8.5	15	0
Alexander Mattison	2	3	1.5	4	0
Michael Mayer	1	11	11.0	11	0
Terrace Marshall Jr.	1	7	7.0	7	0
TOTAL	23	208	9.0	24	1

PUNTING	NO	YDS	AVG	TB	I20	LG
AJ Cole	4	159	39.8	0	1	47
TOTAL	4	159	39.0	0	1	47

KICKOFF RETURNS	NO	YDS	AVG	TB	LG	TD
Dylan Laube	1	24	24.0	24	0	0
TOTAL	1	24	24.0	24	0	0

PUNT RETURNS	NO	YDS	AVG	LG	TD
No Punt Returns					

TOP DEFENSE	TOT	SOLO	AST	SCK	YDS	INT
Isaiah Pola-Mao	9	6	3	0.0	0.0	0
Robert Spillane	8	4	4	0.0	0.0	1
Adam Butler	6	3	3	1.0	8.0	0

FIELD GOALS	FGM/FGA	PERCENT	RESULTS
Daniel Carlson	1-1	100.0	52G
TOTAL	1-1	100.0	

SACKS

Adam Butler [1.0/8.0], Jonah Lauu [1.0/10.0], Tyree Wilson [1.0/1.0]

Team Statistics

	Falcons	Raiders
First Downs	14	16
3rd-Down Eff. (Made/Att/Pct)	4/13/31%	4/14/29%
4th-Down Eff. (Made/Att/Pct)	0/0/0%	2/2/100%
Total Net Yards	261	249
Total Plays	57	65
Yards Per Play	4.6	3.8
Rushes/Net Yards	37/168	22/65
Net Passing	93	184
Pass Attempts/Completions	17/11	39/23
Had Intercepted	1	2
Sacked/Yards Lost	3/19	4/24
Punts/Average	6/44.2	5/31.8
Penalties/Yards	6/30	7/55
Fumbles/Lost	1/0	1/1
Possession Time	33:52	26:08



WEEK 16

Jacksonville Jaguars 14, Las Vegas Raiders 19

61,323 Allegiant Stadium Dec 22, 2024



Jacksonville Jaguars	7	0	7	0	—	14
Las Vegas Raiders	0	13	0	6	—	19

SCORING DRIVES

TEAM	QTR	TIME	SCORING PLAY	JAX	LV
Jaguars	1	01:32	T.Bigsby 1 yd. run (C.Little kick) (6-29, 2:32)	7	0
Raiders	2	14:05	A.Mattison 1 yd. run (D.Carlson kick) (6-70, 2:27)	7	7
Raiders	2	10:28	D.Carlson 49 yd. Field Goal (6-33, 2:11)	7	10
Raiders	2	03:56	D.Carlson 37 yd. Field Goal (10-44, 5:05)	7	13
Jaguars	3	00:54	B.Thomas 62 yd. pass from M.Jones (C.Little kick) (3-64, 1:24)	14	13
Raiders	4	11:26	A.Abdullah 7 yd. run (pass failed) (10-70, 4:28)	14	19

JACKSONVILLE JAGUARS

PASSING	ATT	CP	YDS	SK/YD	TD	LG	INT	RTG
Mac Jones	39	25	247	1/11	1	62t	0	90.4
TOTAL	39	25	247	1/11	1	62T	0	90.4

RUSHING	ATT	YDS	AVG	LG	TD
Tank Bigsby	12	50	4.2	10	1
Travis Etienne Jr.	9	22	2.4	12	0
TOTAL	21	72	3.4	12	1

RECEIVING	NO	YDS	AVG	LG	TD
Brian Thomas Jr.	9	132	14.7	62t	1
Parker Washington	6	54	9.0	17	0
Brenton Strange	2	22	11.0	13	0
Travis Etienne Jr.	2	15	7.5	11	0
Luke Farrell	2	8	4.0	6	0
D'Ernest Johnson	1	8	8.0	8	0
Josiah Deguara	1	4	4.0	4	0
Devin Duvernay	1	3	3.0	3	0
Tank Bigsby	1	1	1.0	1	0
TOTAL	25	247	9.9	62T	1

PUNTING	NO	YDS	AVG	TB	I20	LG
Logan Cooke	7	275	39.3	0	2	55
TOTAL	7	275	39.0	0	2	55

KICKOFF RETURNS	NO	YDS	AVG	LG	TD
No Kickoff Returns					

PUNT RETURNS	NO	YDS	AVG	LG	TD
Devin Duvernay	4	37	9.3	26	0
TOTAL	4	37	9.3	26	0

TOP DEFENSE	TOT	SOLO	AST	SCK	YDS	INT
Foyesade Oluokun	8	6	2	0.0	0.0	0
Devin Lloyd	7	5	2	0.0	0.0	0
Tyson Campbell	5	4	1	0.0	0.0	0

FIELD GOALS	FGM/FGA	PERCENT	RESULTS
No Field Goals			

SACKS
Arik Armstead [1.0/6.0], Maason Smith [1.0/6.0]

LAS VEGAS RAIDERS

PASSING	ATT	CP	YDS	SK/YD	TD	LG	INT	RTG
Aidan O'Connell	38	24	257	2/12	0	32	0	82.9
TOTAL	38	24	257	2/12	0	32	0	82.9

RUSHING	ATT	YDS	AVG	LG	TD
Ameer Abdullah	7	38	5.4	10	1
Alexander Mattison	12	27	2.3	6	1
Aidan O'Connell	7	12	1.7	13	0
Tre Tucker	1	-8	-8.0	-8	0
TOTAL	27	69	2.6	13	2

RECEIVING	NO	YDS	AVG	LG	TD
Brock Bowers	11	99	9.0	32	0
Ameer Abdullah	5	47	9.4	12	0
Alexander Mattison	4	29	7.3	12	0
Jakobi Meyers	2	41	20.5	24	0
Tre Tucker	2	41	20.5	29	0
TOTAL	24	257	10.7	32	0

PUNTING	NO	YDS	AVG	TB	I20	LG
AJ Cole	6	285	47.5	0	3	60
TOTAL	6	285	47.0	0	3	60

KICKOFF RETURNS	NO	YDS	AVG	TB	LG	TD
No Kickoff Returns						

PUNT RETURNS	NO	YDS	AVG	LG	TD
Ameer Abdullah	2	28	14.0	19	0
TOTAL	2	28	14.0	19	0

TOP DEFENSE	TOT	SOLO	AST	SCK	YDS	INT
Isaiah Pola-Mao	9	6	3	0.0	0.0	0
Robert Spillane	8	5	3	0.0	0.0	0
Tre'von Moehrig	6	3	3	0.0	0.0	0

FIELD GOALS	FGM/FGA	PERCENT	RESULTS
Daniel Carlson	2-3	66.7	49G, 37G, 46WR
TOTAL	2-3	66.0	

SACKS
K'Lavon Chaisson [1.0/11.0]

Team Statistics

	Jaguars	Raiders
First Downs	15	21
3rd-Down Eff. (Made/Att/Pct)	6/15/40%	4/14/29%
4th-Down Eff. (Made/Att/Pct)	1/2/50%	0/0/0%
Total Net Yards	308	314
Total Plays	61	67
Yards Per Play	5.0	4.7
Rushes/Net Yards	21/72	27/69
Net Passing	236	245
Pass Attempts/Completions	39/25	38/24
Had Intercepted	0	0
Sacked/Yards Lost	1/11	2/12
Punts/Average	7/39.3	6/47.5
Penalties/Yards	8/60	7/62
Fumbles/Lost	3/2	0/0
Possession Time	25:42	34:18



**LAST
WEEK'S
GAME**

National Football League Game Summary

NFL Copyright © 2024 by The National Football League. All rights reserved. This summary and play-by-play is for the express purpose of assisting media in their coverage of the game; any other use of this material is prohibited without the written permission of the National Football League.

Date: Sunday, 12/22/2024

Jacksonville Jaguars at Las Vegas Raiders

Start Time: 1:25 PM PST

at Allegiant Stadium, Las Vegas, NV

Game Day Weather

Game Weather: Partly Cloudy
Closed Stadium on Natural Grass

Temp: 60° F (15.6° C) Humidity: 23%, Wind: E 2 mph
Outdoor Weather: Partly Cloudy

Officials

Referee: Hochuli, Shawn (83)
Line Judge: DeLorenzo, Robin (134)
Back Judge: Russell, Jimmy (82)

Umpire: Killens Jr., Terry (77)
Field Judge: Ledet, Jason (72)
Replay Official: Nicholson, James (0)

Down Judge: Holt, Patrick (106)
Side Judge: Quirk, Jim (5)

Lineups

Jacksonville Jaguars

Offense		Defense	
WR 11	P.Washington	DE 41	J.Hines-Allen
TE 89	L.Farrell	DT 52	D.Hamilton
LT 72	W.Little	DT 94	M.Smith
LG 76	E.Cleveland	DE 44	T.Walker
C 65	M.Morse	WILL 33	D.Lloyd
RG 68	B.Scherff	LB 23	F.Oluokun
RT 77	A.Harrison	LB 51	V.Miller
TE 85	B.Strange	CB 3	T.Campbell
WR 7	B.Thomas	CB 30	M.Brown
QB 10	M.Jones	S 5	A.Cisco
RB 1	T.Etienne	S 6	D.Savage

Las Vegas Raiders

Offense		Defense	
TE 87	M.Mayer	DE 49	C.Snowden
LT 74	K.Miller	DT 69	A.Butler
LG 58	J.Powers-Johnson	DT 95	J.Jenkins
C 68	A.James	DT 96	J.Laulu
RG 66	D.Parham	DE 44	K.Chaisson
RT 71	D.Glaze	OLB 5	D.Deablo
TE 89	B.Bowers	MLB 41	R.Spillane
WR 11	T.Tucker	CB 25	D.Richardson
WR 16	J.Meyers	CB 18	J.Jones
QB 12	A.O'Connell	S 7	T.Moehrig
RB 22	A.Mattison	S 20	I.Pola-Mao

Substitutions

RB 2 D.Johnson, RB 4 T.Bigsby, P 9 L.Cooke, WR 12 D.Duvernay, WR 15 T.Jones, S 20 D.Thomas, CB 22 J.Jones, CB 24 D.Prince, S 26 A.Johnson, RB 31 K.Robinson, K 39 C.Little, S 42 A.Wingard, LS 46 R.Maticcik, LB 48 C.Muma, LB 56 Y.Abdullah, LB 57 C.Johnson, DE 59 M.Cole, OL 70 C.Van Lanen, OL 73 B.Hance, OL 79 L.Fortner, TE 81 J.Deguara, WR 87 J.Reynolds, DE 91 A.Armstead, DT 93 T.Lacy, DT 99 J.Ledbetter

Substitutions

K 2 D.Carlson, P 6 A.Cole, RB 8 A.Abdullah, DE 9 T.Wilson, RB 23 D.Laube, S 29 C.Smith, CB 30 D.Holmes, RB 33 C.Collier, S 34 T.Harper, CB 36 K.Kelly, S 37 T.Taylor, LB 45 T.Eichenberg, LS 50 J.Bobenmoyer, LB 53 A.Gainer, LB 56 A.Burney, G 65 C.Whitehair, G/T 75 A.Peat, T 77 T.Munford, WR 80 T.Marshall, WR 82 R.Keyton, TE 84 H.Bryant, TE 86 J.Shenker, TE 88 J.Shorter, DT 93 Z.Carter, DE 99 A.Carter

Did Not Play

QB 19 C.Beathard

QB 10 D.Ridder

Not Active

CB 25 R.Darby, OL 62 J.Foster, DT 90 E.Otomewo, DT 98 J.Jefferson

3QB 14 C.Bradley, CB 27 S.Webb, CB 39 N.Hobbs, LB 43 K.Mauga, G 61 J.Meredith, DT 91 M.Butler

Field Goals (made () & missed)

		D.Carlson	(49)	(37)	46WR		
		1	2	3	4	OT	Total
VISITOR:	Jacksonville Jaguars	7	0	7	0	0	14
HOME:	Las Vegas Raiders	0	13	0	6	0	19

Scoring Plays

Team	Qtr	Time	Play Description (Extra Point) (Drive Info)	Visitor	Home
Jaguars	1	1:32	T.Bigsby 1 yd. run (C.Little kick) (6-29, 2:32)	7	0
Raiders	2	14:05	A.Mattison 1 yd. run (D.Carlson kick) (6-70, 2:27)	7	7
Raiders	2	10:28	D.Carlson 49 yd. Field Goal (6-33, 2:11)	7	10
Raiders	2	3:56	D.Carlson 37 yd. Field Goal (10-44, 5:05)	7	13
Jaguars	3	0:54	B.Thomas 62 yd. pass from M.Jones (C.Little kick) (3-64, 1:24)	14	13
Raiders	4	11:26	A.Abdullah 7 yd. run (pass failed) (10-70, 4:28)	14	19

Paid Attendance: 61,323

Time: 3:05

Jacksonville Jaguars vs Las Vegas Raiders
12/22/2024 at Allegiant Stadium

Final Individual Statistics

Jacksonville Jaguars

Las Vegas Raiders

RUSHING						RUSHING					
	ATT	YDS	AVG	LG	TD		ATT	YDS	AVG	LG	TD
T.Bigsby	12	50	4.2	10	1	A.Abdullah	7	38	5.4	10	1
T.Etienne	9	22	2.4	12	0	A.Mattison	12	27	2.3	6	1
						A.O'Connell	7	12	1.7	13	0
						T.Tucker	1	-8	-8.0	-8	0
Total	21	72	3.4	12	1	Total	27	69	2.6	13	2

PASSING									PASSING								
	ATT	CMP	YDS	SK/YD	TD	LG	IN	RT		ATT	CMP	YDS	SK/YD	TD	LG	IN	RT
M.Jones	39	25	247	1/11	1	62	0	90.4	A.O'Connell	38	24	257	2/12	0	32	0	82.9
Total	39	25	247	1/11	1	62	0	90.4	Total	38	24	257	2/12	0	32	0	82.9

PASS RECEIVING								PASS RECEIVING							
	TAR	REC	YDS	AVG	LG	TD		TAR	REC	YDS	AVG	LG	TD		
B.Thomas	13	9	132	14.7	62	1	B.Bowers	13	11	99	9.0	32	0		
P.Washington	6	6	54	9.0	17	0	A.Abdullah	6	5	47	9.4	12	0		
B.Strange	4	2	22	11.0	13	0	A.Mattison	7	4	29	7.3	12	0		
T.Etienne	3	2	15	7.5	11	0	J.Meyers	5	2	41	20.5	24	0		
L.Farrell	3	2	8	4.0	6	0	T.Tucker	4	2	41	20.5	29	0		
D.Johnson	2	1	8	8.0	8	0	M.Mayer	1	0	0	0.0	0	0		
J.Deguara	1	1	4	4.0	4	0	T.Marshall	1	0	0	0.0	0	0		
D.Duvernay	1	1	3	3.0	3	0									
T.Bigsby	1	1	1	1.0	1	0									
J.Reynolds	1	0	0	0.0	0	0									
Total	35	25	247	9.9	62	1	Total	37	24	257	10.7	32	0		

INTERCEPTIONS						INTERCEPTIONS					
	NO	YDS	AVG	LG	TD		NO	YDS	AVG	LG	TD
Total	0	0	0	0	0	Total	0	0	0	0	0

PUNTING								PUNTING							
	NO	YDS	AVG	NET	TB	IN20	LG		NO	YDS	AVG	NET	TB	IN20	LG
L.Cooke	7	275	39.3	35.3	0	2	55	A.Cole	6	285	47.5	41.3	0	3	60
Total	7	275	39.3	35.3	0	2	55	Total	6	285	47.5	41.3	0	3	60

PUNT RETURNS								PUNT RETURNS							
	NO	YDS	AVG	FC	LG	TD		NO	YDS	AVG	FC	LG	TD		
D.Duvernay	4	37	9.3	2	26	0	A.Abdullah	2	28	14.0	0	19	0		
							[OUT OF BOUNDS]	5	0	0.0	0	0	0		
Total	4	37	9.3	2	26	0	Total	2	28	14.0	0	19	0		

KICKOFF RETURNS								KICKOFF RETURNS							
	NO	YDS	AVG	FC	LG	TD		NO	YDS	AVG	FC	LG	TD		
[TOUCHBACK]	5	0	0.0	0	0	0	[TOUCHBACK]	3	0	0.0	0	0	0		
Total	0	0	0.0	0	0	0	Total	0	0	0.0	0	0	0		

Jacksonville Jaguars

FUMBLES											
	FUM	LOST	OWN-REC	YDS	TD	FORCED	OPP-REC	YDS	TD	OUT-BDS	
D.Duvernay	1	0	1	0	0	0	0	0	0	0	
T.Bigsby	1	1	0	0	0	0	0	0	0	0	
B.Strange	1	1	0	0	0	0	0	0	0	0	
Total	3	2	1	0	0	0	0	0	0	0	

Las Vegas Raiders

FUMBLES											
	FUM	LOST	OWN-REC	YDS	TD	FORCED	OPP-REC	YDS	TD	OUT-BDS	
I.Pola-Mao	0	0	0	0	0	2	0	0	0	0	
T.Harper	0	0	0	0	0	0	1	0	0	0	
T.Moehrig	0	0	0	0	0	0	1	0	0	0	
Total	0	0	0	0	0	2	2	0	0	0	

Final Team Statistics

	Visitor Jaguars	Home Raiders
TOTAL FIRST DOWNS	15	21
By Rushing	5	7
By Passing	9	13
By Penalty	1	1
THIRD DOWN EFFICIENCY	6-15-40.0%	4-14-28.6%
FOURTH DOWN EFFICIENCY	1-2-50.0%	0-0-0.0%
TOTAL NET YARDS	308	314
Total Offensive Plays (inc. times thrown passing)	61	67
Average gain per offensive play	5.0	4.7
NET YARDS RUSHING	72	69
Total Rushing Plays	21	27
Average gain per rushing play	3.4	2.6
Tackles for a loss-number and yards	2-5	4-13
NET YARDS PASSING	236	245
Times thrown - yards lost attempting to pass	1-11	2-12
Gross yards passing	247	257
PASS ATTEMPTS-COMPLETIONS-HAD INTERCEPTED	39-25-0	38-24-0
Avg gain per pass play (inc.# thrown passing)	5.9	6.1
KICKOFFS Number-In End Zone-Touchbacks	3-3-3	5-5-5
PUNTS Number and Average	7-39.3	6-47.5
Had Blocked	0	0
FGs - PATs Had Blocked	0-0	0-0
Net Punting Average	35.3	41.3
TOTAL RETURN YARDAGE (Not Including Kickoffs)	37	28
No. and Yards Punt Returns	4-37	2-28
No. and Yards Kickoff Returns	0-0	0-0
No. and Yards Interception Returns	0-0	0-0
PENALTIES Number and Yards	8-60	7-62
FUMBLES Number and Lost	3-2	0-0
TOUCHDOWNS	2	2
Rushing	1	2
Passing	1	0
EXTRA POINTS Made-Attempts	2-2	1-2
Kicking Made-Attempts	2-2	1-1
Passing Made-Attempts	0-0	0-1
FIELD GOALS Made-Attempts	0-0	2-3
RED ZONE EFFICIENCY	1-1-100%	2-3-67%
GOAL TO GO EFFICIENCY	1-1-100%	2-2-100%
SAFETIES	0	0
FINAL SCORE	14	19
TIME OF POSSESSION	25:42	34:18

Ball Possession And Drive Chart

Jacksonville Jaguars

#	Time Recd	Time Lost	Time Poss	How Ball Obtained	Drive Began	# Play	Yds Gain	Yds Pen	Net Yds	1st Down	Last Scrm	How Given Up
1	15:00	11:45	3:15	Kickoff	JAX 30	7	22	0	22	1	LV 48	Punt
2	9:03	7:06	1:57	Punt	JAX 29	6	26	0	26	2	LV 45	Punt
3	4:04	1:32	2:32	Punt	LV 29	6	21	8	29	3	* LV 1	Touchdown
4	14:05	12:39	1:26	Kickoff	JAX 30	3	9	-10	-1	0	JAX 29	Punt
5	10:28	9:01	1:27	Kickoff	JAX 30	3	2	-5	-3	0	JAX 27	Punt
6	3:56	3:50	0:06	Kickoff	JAX 30	1	10	0	10	0	JAX 30	Fumble
7	2:46	0:09	2:37	Punt	JAX 10	9	56	0	56	3	LV 43	Fumble
8	13:57	8:38	5:19	Punt	JAX 25	8	29	-10	19	2	JAX 44	Punt
9	5:09	3:28	1:41	Punt	JAX 9	4	14	-10	4	1	JAX 13	Punt
10	2:18	0:54	1:24	Missed FG	JAX 36	3	64	0	64	1	JAX 38	Touchdown
11	11:26	9:20	2:06	Kickoff	JAX 30	3	6	0	6	0	JAX 36	Punt
12	2:44	0:52	1:52	Punt	JAX 7	8	49	-10	39	2	JAX 38	Downs

(337) Average JAX 28

Las Vegas Raiders

#	Time Recd	Time Lost	Time Poss	How Ball Obtained	Drive Began	# Play	Yds Gain	Yds Pen	Net Yds	1st Down	Last Scrm	How Given Up
1	11:45	9:03	2:42	Punt	LV 3	4	30	-10	20	1	LV 23	Punt
2	7:06	4:04	3:02	Punt	LV 14	4	2	0	2	1	LV 16	Punt
3	1:32	14:05	2:27	Kickoff	LV 30	6	70	0	70	4	* JAX 1	Touchdown
4	12:39	10:28	2:11	Punt	LV 36	6	33	0	33	2	JAX 31	Field Goal
5	9:01	3:56	5:05	Punt	LV 37	10	44	0	44	3	* JAX 19	Field Goal
6	3:50	2:46	1:04	Fumble	JAX 45	3	4	0	4	0	JAX 41	Punt
7	0:09	0:00	0:09	Fumble	LV 33	1	-1	0	-1	0	LV 33	End of Half
8	15:00	13:57	1:03	Kickoff	LV 30	3	5	0	5	0	LV 35	Punt
9	8:38	5:09	3:29	Punt	LV 20	6	20	-9	11	1	LV 31	Punt
10	3:28	2:18	1:10	Punt	JAX 33	4	5	0	5	0	JAX 28	Missed FG
11	0:54	11:26	4:28	Kickoff	LV 30	10	65	5	70	6	* JAX 7	Touchdown
12	9:20	2:44	6:36	Punt	LV 20	10	42	-10	32	3	JAX 48	Punt
13	0:52	0:00	0:52	Downs	JAX 46	3	-5	0	-5	0	JAX 46	End of Game

(429) Average LV 33

* inside opponent's 20

Time of Possession by Quarter		1st	2nd	3rd	4th	OT	Total
Visitor	Jacksonville Jaguars	7:44	5:36	8:24	3:58		25:42
Home	Las Vegas Raiders	7:16	9:24	6:36	11:02		34:18

Kickoff Drive No.-Start Average Jaguars: 5 - JAX 30 Raiders: 3 - LV 30

Play By Play

First Quarter

12/22/2024

LV wins the coin toss and elects to defer. JAX elects to Receive, and LV elects to defend the north goal.

D.Carlson kicks 65 yards from LV 35 to end zone, Touchback to the JAX 30.

Jacksonville Jaguars at 15:00

1-10-JAX 30 (15:00) T.Etienne up the middle to JAX 30 for no gain (R.Spillane; T.Moehrig).

2-10-JAX 30 (14:27) (Shotgun) M.Jones pass incomplete short right to L.Farrell (J.Jones).

3-10-JAX 30 (14:22) (Shotgun) M.Jones pass short right to P.Washington pushed ob at JAX 39 for 9 yards (J.Jones).

4-1-JAX 39 (13:37) B.Hance reported in as eligible. T.Bigsby right guard to JAX 49 for 10 yards (I.Pola-Mao; J.Jones). R1

1-10-JAX 49 (12:58) (Shotgun) T.Bigsby left tackle to LV 49 for 2 yards (K.Chaisson). JAX-W.Little was injured during the play.

Timeout at 12:39.

2-8-LV 49 (12:32) (Shotgun) M.Jones pass incomplete short middle to B.Thomas (J.Jenkins).

3-8-LV 49 (12:28) (Shotgun) M.Jones pass short right to P.Washington to LV 48 for 1 yard (C.Snowden).

4-7-LV 48 (11:53) L.Cooke punts 45 yards to LV 3, Center-R.Maticcik, out of bounds.

Las Vegas Raiders at 11:45

1-10-LV 3 (11:45) (Shotgun) A.O'Connell pass short right to B.Bowers pushed ob at LV 35 for 32 yards (A.Cisco). P1

1-10-LV 35 (11:07) (Shotgun) A.O'Connell pass incomplete short left to B.Bowers.

2-10-LV 35 (11:02) (Shotgun) A.O'Connell scrambles right end ran ob at LV 45 for 10 yards (J.Jones; M.Brown).

PENALTY on LV-D.Parham, Offensive Holding, 10 yards, enforced at LV 35 - No Play.

2-20-LV 25 (10:37) (Shotgun) A.O'Connell sacked at LV 19 for -6 yards (M.Smith).

3-26-LV 19 (9:54) (Shotgun) A.Mattison left guard to LV 23 for 4 yards (A.Armstead).

4-22-LV 23 (9:12) A.Cole punts 51 yards to JAX 26, Center-J.Bobenmoyer. D.Duvernay ran ob at JAX 29 for 3 yards (J.Shenker).

Timeout at 09:03.

Jacksonville Jaguars at 9:03

1-10-JAX 29 (9:03) (Shotgun) T.Etienne up the middle to JAX 30 for 1 yard (J.Jenkins; R.Spillane).

2-9-JAX 30 (8:19) (Shotgun) M.Jones pass short right to B.Strange pushed ob at JAX 43 for 13 yards (T.Moehrig). P2

1-10-JAX 43 (7:51) (No Huddle, Shotgun) T.Etienne up the middle to LV 45 for 12 yards (I.Pola-Mao). R3

1-10-LV 45 (7:27) (No Huddle, Shotgun) M.Jones pass incomplete short right to B.Strange (T.Moehrig).

2-10-LV 45 (7:23) (Shotgun) M.Jones pass incomplete deep right to B.Thomas.

3-10-LV 45 (7:18) (Shotgun) M.Jones pass incomplete short left to J.Reynolds.

4-10-LV 45 (7:13) L.Cooke punts 31 yards to LV 14, Center-R.Maticcik, out of bounds.

Timeout at 07:06.

Las Vegas Raiders at 7:06

1-10-LV 14 (7:06) (Shotgun) A.O'Connell pass short right to A.Mattison to LV 26 for 12 yards (T.Walker). P2

1-10-LV 26 (6:27) (Shotgun) T.Tucker right end to LV 18 for -8 yards (D.Savage).

2-18-LV 18 (5:44) (Shotgun) A.Mattison up the middle to LV 22 for 4 yards (F.Oluokun).

3-14-LV 22 (5:02) (Shotgun) A.O'Connell sacked at LV 16 for -6 yards (A.Armstead).

4-20-LV 16 (4:19) A.Cole punts 54 yards to JAX 30, Center-J.Bobenmoyer. D.Duvernay pushed ob at LV 44 for 26 yards (I.Pola-Mao).

PENALTY on LV-A.Gainer, Unnecessary Roughness, 15 yards, enforced at LV 44.

Jacksonville Jaguars at 4:04

1-10-LV 29 (4:04) (Shotgun) T.Bigsby up the middle to LV 28 for 1 yard (A.Burney; J.Jenkins).

2-9-LV 28 (3:25) M.Jones pass incomplete short left to T.Etienne (K.Chaisson).

Las Vegas challenged the incomplete pass ruling, and the play was Upheld. The ruling on the field stands. (Timeout #1.)

3-9-LV 28 (3:20) (Shotgun) M.Jones pass short middle to B.Thomas to LV 12 for 16 yards (J.Jones; T.Harper). P4

Penalty on LV-D.Richardson, Illegal Use of Hands, declined.

1-10-LV 12 (2:57) B.Hance reported in as eligible. T.Bigsby up the middle to LV 9 for 3 yards (Z.Carter).

2-7-LV 9 (2:16) (Shotgun) M.Jones pass incomplete short left to P.Washington.

PENALTY on LV-D.Holmes, Defensive Pass Interference, 8 yards, enforced at LV 9 - No Play.

X5

1-1-LV 1 (2:12) (Shotgun) T.Bigsby up the middle to LV 1 for no gain (R.Spillane).

2-1-LV 1 (1:35) **B.Hance reported in as eligible. T.Bigsby up the middle for 1 yard, TOUCHDOWN.** R6

C.Little extra point is GOOD, Center-R.Maticcik, Holder-L.Cooke.

Timeout at 01:32.

JAX 7 LV 0, 6 plays, 29 yards, 1 penalty, 2:32 drive, 13:28 elapsed

Jacksonville Jaguars vs Las Vegas Raiders at Allegiant Stadium

C.Little kicks 65 yards from JAX 35 to end zone, Touchback to the LV 30.

Las Vegas Raiders at 1:32

1-10-LV 30 (1:32) A.Mattison left guard to LV 33 for 3 yards (M.Smith; D.Hamilton).

2-7-LV 33 (:53) (Shotgun) A.O'Connell scrambles left tackle to LV 46 for 13 yards (D.Hamilton).

R3

Penalty on JAX-A.Armstead, Defensive Offside, declined.

1-10-LV 46 (:25) A.O'Connell pass short right to J.Meyers to JAX 30 for 24 yards (V.Miller).

P4

Penalty on JAX-A.Armstead, Defensive Offside, declined.

END OF QUARTER

	Score	Time Poss	First Downs				Efficiencies	
			R	P	X	T	3 Down	4 Down
Jacksonville Jaguars	7	7:44	3	2	1	6	1/4	1/1
Las Vegas Raiders	0	7:16	1	3	0	4	0/2	0/0

Second Quarter

12/22/2024

Play By Play

Las Vegas Raiders continued.

<u>1-10-JAX 30</u>	(15:00) (Shotgun) A.O'Connell pass deep left to T.Tucker to JAX 1 for 29 yards (T.Campbell).	P5
<u>1-1-JAX 1</u>	(14:15) A.O'Connell pass incomplete short left to J.Meyers.	
2-1-JAX 1	(14:10) T.Munford reported in as eligible. A.Mattison left guard for 1 yard, TOUCHDOWN.	R6
	D.Carlson extra point is GOOD, Center-J.Bobenmoyer, Holder-A.Cole.	

JAX 7 LV 7, 6 plays, 70 yards, 2:27 drive, 0:55 elapsed
--

D.Carlson kicks 65 yards from LV 35 to end zone, Touchback to the JAX 30.

Jacksonville Jaguars at 14:05

1-10-JAX 30	(14:05) (Shotgun) M.Jones sacked at JAX 28 for -2 yards (D.Deablo).
	<i>PENALTY on JAX-M.Morse, Offensive Holding, 10 yards, enforced at JAX 30 - No Play.</i>
1-20-JAX 20	(13:45) (Shotgun) T.Etienne right guard to JAX 21 for 1 yard (T.Wilson).
2-19-JAX 21	(13:07) (Shotgun) M.Jones pass incomplete deep middle to B.Thomas.
3-19-JAX 21	(13:03) (Shotgun) T.Etienne up the middle to JAX 29 for 8 yards (T.Moehrig; T.Harper).
	<i>Penalty on JAX, Illegal Formation, declined.</i>
4-11-JAX 29	(12:50) L.Cooke punts 44 yards to LV 27, Center-R.Matiscik. A.Abdullah to LV 36 for 9 yards (C.Johnson; D.Thomas).

Timeout at 12:39.

Las Vegas Raiders at 12:39

1-10-LV 36	(12:39) (Shotgun) A.O'Connell pass short left to T.Tucker to LV 48 for 12 yards (T.Campbell).	P7
<u>1-10-LV 48</u>	(12:05) A.O'Connell pass short right to J.Meyers pushed ob at JAX 35 for 17 yards (J.Jones).	P8
<u>1-10-JAX 35</u>	(11:24) (Shotgun) A.O'Connell pass short left to B.Bowers to JAX 31 for 4 yards (D.Lloyd).	
2-6-JAX 31	(10:45) (Shotgun) A.O'Connell pass incomplete short right.	
3-6-JAX 31	(10:39) (Shotgun) A.O'Connell pass incomplete deep right to J.Meyers.	
4-6-JAX 31	(10:33) D.Carlson 49 yard field goal is GOOD, Center-J.Bobenmoyer, Holder-A.Cole.	

Timeout at 10:28.

JAX 7 LV 10, 6 plays, 33 yards, 2:11 drive, 4:32 elapsed

D.Carlson kicks 65 yards from LV 35 to end zone, Touchback to the JAX 30.

Jacksonville Jaguars at 10:28

1-10-JAX 30	(10:28) B.Hance reported in as eligible. M.Jones pass deep right to B.Thomas pushed ob at LV 46 for 24 yards (D.Richardson).
	<i>PENALTY on JAX, Illegal Formation, 5 yards, enforced at JAX 30 - No Play.</i>
1-15-JAX 25	(10:06) (Shotgun) T.Etienne left tackle to JAX 27 for 2 yards (C.Snowden; I.Pola-Mao).
2-13-JAX 27	(9:28) (Shotgun) M.Jones pass incomplete short right.
3-13-JAX 27	(9:20) (Shotgun) M.Jones pass incomplete short middle to D.Johnson (C.Snowden).
4-13-JAX 27	(9:14) L.Cooke punts 55 yards to LV 18, Center-R.Matiscik. A.Abdullah pushed ob at LV 37 for 19 yards (C.Johnson).

Timeout at 09:01.

Las Vegas Raiders at 9:01

1-10-LV 37	(9:01) A.O'Connell pass short left to A.Abdullah to LV 46 for 9 yards (D.Hamilton). JAX-J.Jones was injured during the play.	
2-1-LV 46	(8:24) A.O'Connell up the middle to LV 49 for 3 yards (D.Hamilton).	R9
<u>1-10-LV 49</u>	(7:51) A.Abdullah left guard to JAX 46 for 5 yards (D.Lloyd).	
2-5-JAX 46	(7:14) (Shotgun) A.Abdullah left guard to JAX 36 for 10 yards (D.Lloyd).	R10
<u>1-10-JAX 36</u>	(6:38) (Shotgun) A.O'Connell pass short left to B.Bowers pushed ob at JAX 27 for 9 yards (D.Lloyd).	
2-1-JAX 27	(6:04) A.O'Connell right guard to JAX 24 for 3 yards (F.Oluokun).	R11
<u>1-10-JAX 24</u>	(5:26) A.Mattison left tackle to JAX 26 for -2 yards (T.Lacy, D.Lloyd).	
2-12-JAX 26	(4:46) (Shotgun) A.O'Connell pass incomplete short left to A.Abdullah (F.Oluokun). ** Injury Update: JAX-J.Jones has returned to the game.	
3-12-JAX 26	(4:40) (Shotgun) A.O'Connell pass short left to A.Mattison pushed ob at JAX 19 for 7 yards (A.Johnson).	
4-5-JAX 19	(4:00) D.Carlson 37 yard field goal is GOOD, Center-J.Bobenmoyer, Holder-A.Cole.	

JAX 7 LV 13, 10 plays, 44 yards, 5:05 drive, 11:04 elapsed

D.Carlson kicks 65 yards from LV 35 to end zone, Touchback to the JAX 30.

Jacksonville Jaguars at 3:56

1-10-JAX 30	(3:56) T.Bigsby right guard to JAX 40 for 10 yards (I.Pola-Mao). FUMBLES (I.Pola-Mao), RECOVERED by LV-T.Moehrig at JAX 45.
-------------	---

Las Vegas Raiders at 3:50

Jacksonville Jaguars vs Las Vegas Raiders at Allegiant Stadium

- 1-10-JAX 45 (3:50) A.Mattison up the middle to JAX 41 for 4 yards (T.Walker). LV-J.Powers-Johnson was injured during the play.
- 2-6-JAX 41 (3:27) (Shotgun) A.O'Connell pass incomplete short left to A.Mattison [T.Walker].
- 3-6-JAX 41 (3:22) (Shotgun) *PENALTY on LV-K.Miller, False Start, 5 yards, enforced at JAX 41 - No Play.*
- 3-11-JAX 46 (3:22) (Shotgun) *PENALTY on LV-C.Whitehair, False Start, 5 yards, enforced at JAX 46 - No Play.*
- 3-16-LV 49 (3:22) (Shotgun) A.Mattison up the middle to JAX 42 for 9 yards (J.Jones; J.Hines-Allen). **** Injury Update: LV-J.Powers-Johnson has returned to the game.**
PENALTY on JAX-J.Hines-Allen, Defensive Offside, 5 yards, enforced at LV 49 - No Play.
**** Injury Update: JAX-V.Miller return is Questionable.**
- 3-11-JAX 46 (3:03) (Shotgun) A.O'Connell pass incomplete deep left to B.Bowers.
PENALTY on JAX-T.Walker, Defensive Offside, 5 yards, enforced at JAX 46 - No Play.
- 3-6-JAX 41 (2:58) (Shotgun) A.O'Connell pass incomplete short middle to A.Mattison (A.Wingard) [J.Hines-Allen].
- 4-6-JAX 41 (2:52) A.Cole punts 31 yards to JAX 10, Center-J.Bobenmoyer, fair catch by D.Duvernay.

Jacksonville Jaguars at 2:46

- 1-10-JAX 10 (2:46) T.Etienne up the middle to JAX 13 for 3 yards (J.Laulu).
Timeout #1 by JAX at 02:02.
- 2-7-JAX 13 (2:02) (Shotgun) M.Jones pass short left to B.Thomas pushed ob at JAX 17 for 4 yards (D.Holmes).

Two-Minute Warning

- 3-3-JAX 17 (1:56) (Shotgun) M.Jones pass short right to P.Washington to JAX 25 for 8 yards (J.Jones). P7
- 1-10-JAX 25 (1:30) (No Huddle, Shotgun) M.Jones pass incomplete short right to B.Thomas.
- 2-10-JAX 25 (1:25) (Shotgun) M.Jones pass short right to T.Etienne to JAX 29 for 4 yards (T.Moehrig).
- 3-6-JAX 29 (:49) (Shotgun) M.Jones pass short left to B.Thomas to JAX 36 for 7 yards (D.Holmes; T.Moehrig). P8
Timeout #2 by JAX at 00:42.
- 1-10-JAX 36 (:42) (Shotgun) M.Jones pass short middle to B.Thomas to JAX 40 for 4 yards (R.Spillane).
- 2-6-JAX 40 (:22) (No Huddle, Shotgun) M.Jones pass short right to P.Washington to LV 43 for 17 yards (I.Pola-Mao, R.Spillane). JAX-A.Harrison was injured P9
during the play.
Timeout #3 by JAX at 00:15.
- 1-10-LV 43 (:15) (Shotgun) M.Jones pass short middle to B.Strange to LV 34 for 9 yards (I.Pola-Mao). FUMBLES (I.Pola-Mao), RECOVERED by LV-T.Harper at LV 33.

Las Vegas Raiders at 0:09

- 1-10-LV 33 (:09) A.O'Connell kneels to LV 32 for -1 yards.

END OF QUARTER

	Score	Time Poss	First Downs				Efficiencies	
			R	P	X	T	3 Down	4 Down
Jacksonville Jaguars	7	5:36	0	3	0	3	2/4	0/0
Las Vegas Raiders	13	9:24	4	3	0	7	0/3	0/0

Third Quarter

12/22/2024

Play By Play

LV elects to Receive, and JAX elects to defend the South goal.

Jacksonville Jaguars

** Injury Update: JAX-A.Harrison return is Questionable.

Jacksonville Jaguars

** Injury Update: JAX-D.Savage is Out of the game.

Jacksonville Jaguars

** Injury Update: JAX-W.Little is Out of the game.

C.Little kicks 65 yards from JAX 35 to end zone, Touchback to the LV 30.

Las Vegas Raiders at 15:00

- 1-10-LV 30 (15:00) (Shotgun) A.O'Connell pass incomplete short middle to A.Mattison.
 2-10-LV 30 (14:55) A.O'Connell pass short right to A.Mattison pushed ob at LV 35 for 5 yards (J.Jones).
 3-5-LV 35 (14:13) (Shotgun) A.O'Connell pass incomplete short left to B.Bowers.
 4-5-LV 35 (14:07) A.Cole punts 48 yards to JAX 17, Center-J.Bobenmoyer. D.Duvernay ran ob at JAX 25 for 8 yards (A.Burney; I.Pola-Mao).

Timeout at 13:57.

Jacksonville Jaguars at 13:57

- 1-10-JAX 25 (13:57) M.Jones pass short right to B.Thomas pushed ob at JAX 32 for 7 yards (D.Richardson). ** Injury Update: JAX-A.Harrison has returned to the game.
PENALTY on JAX-T.Jones, Offensive Pass Interference, 10 yards, enforced at JAX 25 - No Play.
 1-20-JAX 15 (13:33) (Shotgun) M.Jones pass short middle to P.Washington to JAX 22 for 7 yards (D.Deablo; I.Pola-Mao).
 2-13-JAX 22 (12:59) (Shotgun) M.Jones pass short right to P.Washington ran ob at JAX 34 for 12 yards.
 3-1-JAX 34 (12:21) B.Hance reported in as eligible. T.Bigsby right guard to JAX 40 for 6 yards (R.Spillane). R10
1-10-JAX 40 (11:37) T.Bigsby left tackle to JAX 44 for 4 yards (R.Spillane).
 2-6-JAX 44 (11:12) (No Huddle, Shotgun) T.Bigsby up the middle to 50 for 6 yards (T.Harper). R11
1-10-50 (10:33) (No Huddle, Shotgun) T.Bigsby right end to LV 44 for 6 yards (T.Harper).
 2-4-LV 44 (10:00) (No Huddle, Shotgun) T.Etienne right end to LV 45 for -1 yards (D.Richardson).
 3-5-LV 45 (9:20) (Shotgun) M.Jones sacked at JAX 44 for -11 yards (K.Chaisson).
 4-16-JAX 44 (8:44) L.Cooke punts 36 yards to LV 20, Center-R.Maticcik, out of bounds.

Timeout at 08:38.

Las Vegas Raiders at 8:38

- 1-10-LV 20 (8:38) (Shotgun) A.Mattison up the middle to LV 26 for 6 yards (J.Ledbetter; T.Lacy). JAX-T.Campbell was injured during the play.
 2-4-LV 26 (8:15) A.Mattison left guard to LV 29 for 3 yards (M.Cole).
 3-1-LV 29 (7:32) A.O'Connell pass short right to B.Bowers to LV 35 for 6 yards (D.Prince). P12
Penalty on JAX-F.Oluokun, Defensive Holding, declined.
1-10-LV 35 (7:10) (Shotgun) A.Mattison right guard to LV 34 for -1 yards (M.Cole).
 2-11-LV 34 (6:32) (Shotgun) A.O'Connell pass deep left to T.Tucker to JAX 47 for 19 yards (M.Brown).
PENALTY on LV-K.Miller, Offensive Holding, 9 yards, enforced at LV 34 - No Play.
 2-20-LV 25 (6:05) (Shotgun) A.O'Connell pass incomplete short middle to M.Mayer.
 3-20-LV 25 (6:02) (Shotgun) A.Abdullah right guard to LV 31 for 6 yards (J.Jones, J.Hines-Allen).
 4-14-LV 31 (5:20) A.Cole punts 55 yards to JAX 14, Center-J.Bobenmoyer. D.Duvernay MUFFS catch, and recovers at JAX 9.

Timeout at 05:09.

Jacksonville Jaguars

** Injury Update: JAX-T.Campbell return is Questionable.

Jacksonville Jaguars

** Injury Update: JAX-V.Miller is Out of the game.

Jacksonville Jaguars at 5:09

- 1-10-JAX 9 (5:09) (Shotgun) M.Jones pass short left to T.Etienne to JAX 20 for 11 yards (D.Deablo). P12
1-10-JAX 20 (4:24) (Shotgun) M.Jones pass incomplete short middle [J.Jenkins].
 2-10-JAX 20 (4:20) (Shotgun) M.Jones pass incomplete deep left to B.Thomas.
PENALTY on JAX-M.Morse, Offensive Holding, 10 yards, enforced at JAX 20 - No Play.
 2-20-JAX 10 (4:14) (Shotgun) M.Jones pass incomplete short left to B.Strange (D.Deablo).
 3-20-JAX 10 (4:10) (Shotgun) M.Jones pass short right to D.Duvernay to JAX 13 for 3 yards (D.Holmes).

Jacksonville Jaguars vs Las Vegas Raiders at Allegiant Stadium

4-17-JAX 13 (3:34) L.Cooke punts 20 yards to JAX 33, Center-R.Maticcik, out of bounds.

Timeout at 03:28.

Las Vegas Raiders at 3:28

- 1-10-JAX 33 (3:28) (Shotgun) A.O'Connell pass short left to B.Bowers to JAX 25 for 8 yards (T.Campbell). **** Injury Update: JAX-T.Campbell has returned to the game.**
- 2-2-JAX 25 (3:05) (No Huddle, Shotgun) A.O'Connell pass short right to B.Bowers to JAX 28 for -3 yards (M.Brown).
- 3-5-JAX 28 (2:26) (Shotgun) A.O'Connell pass incomplete short middle to T.Marshall (M.Smith).
- 4-5-JAX 28 (2:22) D.Carlson 46 yard field goal is No Good, Wide Right, Center-J.Bobenmoyer, Holder-A.Cole.

Jacksonville Jaguars at 2:18

- 1-10-JAX 36 (2:18) T.Bigsby left tackle to JAX 37 for 1 yard (Z.Carter).
 - 2-9-JAX 37 (1:42) (Shotgun) M.Jones pass short left to T.Bigsby to JAX 38 for 1 yard (D.Richardson, A.Burney).
 - 3-8-JAX 38 **(1:03) (Shotgun) M.Jones pass deep left to B.Thomas for 62 yards, TOUCHDOWN.**
- C.Little extra point is GOOD, Center-R.Maticcik, Holder-L.Cooke.

P13

JAX 14 LV 13, 3 plays, 64 yards, 1:24 drive, 14:06 elapsed

C.Little kicks 65 yards from JAX 35 to end zone, Touchback to the LV 30.

Las Vegas Raiders at 0:54

- 1-10-LV 30 (:54) A.O'Connell pass incomplete deep right to T.Tucker (A.Wingard).
- 2-10-LV 30 (:48) A.O'Connell pass incomplete deep left to T.Tucker.
PENALTY on JAX-M.Brown, Illegal Use of Hands, 5 yards, enforced at LV 30 - No Play.
- 1-10-LV 35 (:43) (Shotgun) A.Abdullah left guard to LV 41 for 6 yards (F.Oluokun).
- 2-4-LV 41 (:05) A.O'Connell pass incomplete short right to T.Tucker (T.Campbell).

X13

END OF QUARTER

	Score	Time Poss	First Downs				Efficiencies	
			R	P	X	T	3 Down	4 Down
Jacksonville Jaguars	14	8:24	2	2	0	4	2/4	0/0
Las Vegas Raiders	13	6:36	0	1	1	2	1/4	0/0

Fourth Quarter

12/22/2024

Play By Play

Las Vegas Raiders continued.

3-4-LV 41	(15:00) (Shotgun) A.O'Connell pass short right to B.Bowers to LV 46 for 5 yards (A.Johnson).	P14
<u>1-10-LV 46</u>	(14:22) A.O'Connell pass incomplete deep right to J.Meyers (A.Wingard).	
2-10-LV 46	(14:17) (Shotgun) A.O'Connell pass short middle to B.Bowers to JAX 47 for 7 yards (A.Wingard).	
3-3-JAX 47	(13:38) (Shotgun) A.O'Connell pass short left to A.Abdullah to JAX 35 for 12 yards (D.Lloyd) [J.Hines-Allen].	P15
<u>1-10-JAX 35</u>	(12:48) (Shotgun) A.O'Connell pass short middle to A.Abdullah to JAX 24 for 11 yards (F.Oluokun).	P16
<u>1-10-JAX 24</u>	(12:12) (Shotgun) A.O'Connell pass short right to B.Bowers pushed ob at JAX 7 for 17 yards (J.Jones).	P17
<u>1-7-JAX 7</u>	(11:30) A.Abdullah right guard for 7 yards, TOUCHDOWN.	R18
	TWO-POINT CONVERSION ATTEMPT. A.O'Connell pass is incomplete. ATTEMPT FAILS.	

Timeout at 11:26.

JAX 14 LV 19, 10 plays, 70 yards, 1 penalty, 4:28 drive, 3:34 elapsed

D.Carlson kicks 65 yards from LV 35 to end zone, Touchback to the JAX 30.

Jacksonville Jaguars at 11:26

1-10-JAX 30	(11:26) B.Hance reported in as eligible. T.Etienne right end to JAX 26 for -4 yards (R.Spillane, C.Snowden).
2-14-JAX 26	(10:47) (Shotgun) M.Jones pass short middle to B.Thomas to JAX 32 for 6 yards (D.Holmes; D.Deablo).
3-8-JAX 32	(10:05) (Shotgun) M.Jones pass short right to J.Deguara to JAX 36 for 4 yards (D.Holmes) [T.Wilson].
4-4-JAX 36	(9:27) L.Cooke punts 44 yards to LV 20, Center-R.Matiscik, out of bounds.

Timeout at 09:20.

Las Vegas Raiders at 9:20

1-10-LV 20	(9:20) A.Mattison right tackle to LV 21 for 1 yard (D.Lloyd; D.Hamilton).	
2-9-LV 21	(8:43) (Shotgun) A.O'Connell pass short left to B.Bowers to LV 30 for 9 yards (T.Campbell).	P19
<u>1-10-LV 30</u>	(7:55) A.Mattison left tackle to LV 31 for 1 yard (J.Hines-Allen; T.Campbell).	
2-9-LV 31	(7:12) (Shotgun) A.O'Connell pass short left to A.Mattison pushed ob at LV 36 for 5 yards (F.Oluokun).	
3-4-LV 36	(6:33) (Shotgun) A.O'Connell pass short right to B.Bowers to LV 41 for 5 yards (M.Brown).	P20
<u>1-10-LV 41</u>	(5:49) A.O'Connell pass short left to A.Abdullah to 50 for 9 yards (F.Oluokun).	
2-1-50	(5:04) A.O'Connell up the middle to JAX 48 for 2 yards (A.Cisco; A.Armstead).	R21
	Timeout #1 by LV at 04:24.	
<u>1-10-JAX 48</u>	(4:24) A.Abdullah left guard to 50 for -2 yards (M.Smith).	
2-12-50	(3:45) (Shotgun) A.O'Connell pass short left to B.Bowers pushed ob at JAX 40 for 10 yards (F.Oluokun).	
	<i>PENALTY on LV-T.Marshall, Offensive Pass Interference, 10 yards, enforced at 50 - No Play.</i>	
2-22-LV 40	(3:39) A.Abdullah left guard to LV 46 for 6 yards (T.Walker).	
3-16-LV 46	(2:58) (Shotgun) A.O'Connell pass short middle to A.Abdullah to JAX 48 for 6 yards (A.Cisco; F.Oluokun).	
	Timeout #1 by JAX at 02:52.	
4-10-JAX 48	(2:52) A.Cole punts 41 yards to JAX 7, Center-J.Bobenmoyer, fair catch by D.Duvernay.	

Jacksonville Jaguars at 2:44

1-10-JAX 7	(2:44) (Shotgun) M.Jones pass short middle to B.Thomas to JAX 11 for 4 yards (D.Deablo).	
2-6-JAX 11	(2:23) (No Huddle, Shotgun) M.Jones pass short right to L.Farrell to JAX 13 for 2 yards (J.Jones).	
3-4-JAX 13	(2:02) (No Huddle, Shotgun) M.Jones pass short left to L.Farrell to JAX 19 for 6 yards (I.Pola-Mao).	P14

Two-Minute Warning

<u>1-10-JAX 19</u>	(1:57) (Shotgun) M.Jones pass deep right to B.Thomas to JAX 39 for 20 yards (J.Laulu).	P15
<u>1-10-JAX 39</u>	(1:29) (No Huddle, Shotgun) M.Jones pass incomplete short right [T.Wilson].	
2-10-JAX 39	(1:27) (Shotgun) M.Jones pass short middle to B.Thomas to JAX 48 for 9 yards (I.Pola-Mao).	
3-1-JAX 48	(1:08) (No Huddle, Shotgun) M.Jones pass incomplete short middle.	
4-1-JAX 48	(1:05) (Shotgun) T.Etienne left guard to LV 40 for 12 yards (D.Richardson; T.Harper).	
	<i>PENALTY on JAX-C.Van Lanen, Offensive Holding, 10 yards, enforced at JAX 48 - No Play.</i>	
4-11-JAX 38	(1:00) (Shotgun) M.Jones pass short right to D.Johnson to JAX 46 for 8 yards (T.Moehrig).	

Las Vegas Raiders at 0:52

1-10-JAX 46	(:52) A.Mattison right guard to JAX 43 for 3 yards (F.Oluokun; T.Walker).
	Timeout #2 by JAX at 00:47.
2-7-JAX 43	(:47) A.O'Connell kneels to JAX 46 for -3 yards.

Jacksonville Jaguars vs Las Vegas Raiders at Allegiant Stadium

Timeout #3 by JAX at 00:44.

3-10-JAX 46 (:44) A.O'Connell kneels to LV 49 for -5 yards.

END OF QUARTER

	Score	Time Poss	First Downs				Efficiencies	
			R	P	X	T	3 Down	4 Down
Jacksonville Jaguars	14	3:58	0	2	0	2	1/3	0/1
Las Vegas Raiders	19	11:02	2	6	0	8	3/5	0/0

Miscellaneous Statistics Report

Jacksonville Jaguars vs Las Vegas Raiders
12/22/2024 at Allegiant Stadium

Ten Longest Plays for Jacksonville Jaguars

Yards	Qtr	Play Start	Play Description
62	3	3-8-JAX 38	(1:03) (Shotgun) M.Jones pass deep left to B.Thomas for 62 yards, TOUCHDOWN.
20	4	1-10-JAX 19	(1:57) (Shotgun) M.Jones pass deep right to B.Thomas to JAX 39 for 20 yards (J.Laulu).
17	2	2-6-JAX 40	(:22) (No Huddle, Shotgun) M.Jones pass short right to P.Washington to LV 43 for 17 yards (I.Pola-Mao, R.Spillane). JAX-A.Harrison was injured during the play.
16	1	3-9-LV 28	(3:20) (Shotgun) M.Jones pass short middle to B.Thomas to LV 12 for 16 yards (J.Jones; T.Harper). Penalty on LV-D.Richardson, Illegal Use of Hands, declined.
13	1	2-9-JAX 30	(8:19) (Shotgun) M.Jones pass short right to B.Strange pushed ob at JAX 43 for 13 yards (T.Moehrig).
12	1	1-10-JAX 43	(7:51) (No Huddle, Shotgun) T.Etienne up the middle to LV 45 for 12 yards (I.Pola-Mao).
12	3	2-13-JAX 22	(12:59) (Shotgun) M.Jones pass short right to P.Washington ran ob at JAX 34 for 12 yards.
11	3	1-10-JAX 9	(5:09) (Shotgun) M.Jones pass short left to T.Etienne to JAX 20 for 11 yards (D.Deablo).
10	1	4-1-JAX 39	(13:37) B.Hance reported in as eligible. T.Bigsby right guard to JAX 49 for 10 yards (I.Pola-Mao; J.Jones).
9	1	3-10-JAX 30	(14:22) (Shotgun) M.Jones pass short right to P.Washington pushed ob at JAX 39 for 9 yards (J.Jones).

Ten Longest Plays for Las Vegas Raiders

Yards	Qtr	Play Start	Play Description
32	1	1-10-LV 3	(11:45) (Shotgun) A.O'Connell pass short right to B.Bowers pushed ob at LV 35 for 32 yards (A.Cisco).
29	2	1-10-JAX 30	(15:00) (Shotgun) A.O'Connell pass deep left to T.Tucker to JAX 1 for 29 yards (T.Campbell).
24	1	1-10-LV 46	(:25) A.O'Connell pass short right to J.Meyers to JAX 30 for 24 yards (V.Miller).
17	2	1-10-LV 48	(12:05) A.O'Connell pass short right to J.Meyers pushed ob at JAX 35 for 17 yards (J.Jones).
17	4	1-10-JAX 24	(12:12) (Shotgun) A.O'Connell pass short right to B.Bowers pushed ob at JAX 7 for 17 yards (J.Jones).
13	1	2-7-LV 33	(:53) (Shotgun) A.O'Connell scrambles left tackle to LV 46 for 13 yards (D.Hamilton).
12	1	1-10-LV 14	(7:06) (Shotgun) A.O'Connell pass short right to A.Mattison to LV 26 for 12 yards (T.Walker).
12	2	1-10-LV 36	(12:39) (Shotgun) A.O'Connell pass short left to T.Tucker to LV 48 for 12 yards (T.Campbell).
12	4	3-3-JAX 47	(13:38) (Shotgun) A.O'Connell pass short left to A.Abdullah to JAX 35 for 12 yards (D.Lloyd) [J.Hines-Allen].
11	4	1-10-JAX 35	(12:48) (Shotgun) A.O'Connell pass short middle to A.Abdullah to JAX 24 for 11 yards (F.Oluokun).

Touchdown Scoring Information

		Offense	Defense	Special Teams
VISITOR	Jacksonville Jaguars	2	0	0
HOME	Las Vegas Raiders	2	0	0

Player Scoring Information

Club	Player	TD	Rush TD	Rec TD	KO TD	Punt TD	Int TD	Fum TD	Misc TD	FG	XP	2Pt Rush	2Pt Rec	Sfty	Points
JAX	T.Bigsby	0	1	0	0	0	0	0	0	0	0	0	0	0	6
JAX	B.Thomas	0	0	1	0	0	0	0	0	0	0	0	0	0	6
JAX	C.Little	0	0	0	0	0	0	0	0	0	2	0	0	0	2
LV	D.Carlson	0	0	0	0	0	0	0	0	2	1	0	0	0	7
LV	A.Abdullah	0	1	0	0	0	0	0	0	0	0	0	0	0	6
LV	A.Mattison	0	1	0	0	0	0	0	0	0	0	0	0	0	6

Possession Detail

	First Half		Second Half		Game	
	Visitor	Home	Visitor	Home	Visitor	Home
Largest Lead	7	6	1	5	7	6
Drives Leading	0	3	0	5	0	8
Time of Possession Leading	0:00	6:18	0:00	13:10	0:00	19:28
Largest Deficit	-6	-7	-5	-1	-6	-7
Drives Trailing	3	1	5	1	8	2
Time of Possession Trailing	4:10	2:27	12:22	4:28	16:32	6:55
Times Score Tied Up		1		0		1
Lead Changes		2		2		4

Playtime Percentage

Percent of playtime per player on offense, defense and special teams (Unofficial)

Jacksonville Jaguars

Las Vegas Raiders

		Offense	Defense	Special Teams				Offense	Defense	Special Teams			
B.Scherff	G	67	100%		2	7%	D.Glaze	T	74	100%	4	15%	
E.Cleveland	G	67	100%		2	7%	D.Parham	G	74	100%	4	15%	
M.Jones	QB	67	100%				K.Miller	T	74	100%	4	15%	
M.Morse	C	67	100%				A.James	C	74	100%			
A.Harrison	T	66	99%		2	7%	A.O'Connell	QB	74	100%			
P.Washington	WR	63	94%				J.Powers-Johnson	G	73	99%	4	15%	
C.Van Lanen	T	62	93%		2	7%	B.Bowers	TE	70	95%			
B.Thomas	WR	60	90%				J.Meyers	WR	68	92%			
T.Etienne	RB	35	52%				T.Tucker	WR	68	92%			
B.Strange	TE	34	51%		14	52%	M.Mayer	TE	45	61%	4	15%	
L.Farrell	TE	32	48%		8	30%	A.Mattison	RB	42	57%			
J.Reynolds	WR	29	43%				T.Marshall	WR	34	46%			
D.Duvernay	WR	21	31%		11	41%	A.Abdullah	RB	32	43%	10	37%	
T.Bigsby	RB	19	28%				H.Bryant	TE	5	7%	9	33%	
J.Deguarra	TE	17	25%		20	74%	R.Keyton	WR	4	5%	11	41%	
D.Johnson	RB	13	19%				J.Shenker	TE	1	1%	15	56%	
B.Hance	G	7	10%		2	7%	C.Whitehair	G	1	1%	4	15%	
T.Jones	WR	6	9%		20	74%	T.Munford	T	1	1%	4	15%	
W.Little	T	5	7%				I.Pola-Mao	FS		67	100%	6	22%
M.Brown	CB		73	99%	8	30%	R.Spillane	LB		67	100%		
A.Cisco	SS		71	96%	5	19%	T.Moehrig	FS		67	100%		
F.Oluokun	LB		69	93%	5	19%	J.Jones	CB		66	99%		
T.Campbell	CB		67	91%	1	4%	D.Richardson	CB		65	97%	7	26%
A.Wingard	FS		63	85%	25	93%	K.Chaisson	LB		62	93%		
D.Lloyd	LB		60	81%	7	26%	A.Butler	DT		54	81%	2	7%
J.Jones	CB		60	81%	1	4%	T.Wilson	DE		50	75%	2	7%
T.Walker	DE		56	76%	5	19%	D.Deablo	LB		44	66%	6	22%
J.Hines-Allen	DE		49	66%	5	19%	J.Laulu	DT		44	66%	3	11%
M.Smith	DT		39	53%			D.Holmes	CB		44	66%	2	7%
D.Hamilton	DT		35	47%	4	15%	C.Snowden	DE		37	55%	3	11%
J.Ledbetter	DT		33	45%	5	19%	T.Harper	FS		24	36%	20	74%
T.Lacy	DT		33	45%	2	7%	J.Jenkins	DT		22	33%	3	11%
A.Armstead	DE		31	42%	1	4%	Z.Carter	DT		14	21%	1	4%
M.Cole	DE		24	32%			A.Burney	LB		9	13%	23	85%
A.Johnson	FS		17	23%	9	33%	A.Carter	LB		1	1%		
D.Savage	SS		12	16%			A.Gainer	LB				23	85%
V.Miller	LB		10	14%	8	30%	T.Eichenberg	LB				23	85%
D.Prince	CB		6	8%			T.Taylor	SS				16	59%
C.Muma	LB		5	7%	24	89%	J.Shorter	TE				14	52%
D.Thomas	SS		1	1%	20	74%	D.Laube	RB				14	52%
C.Johnson	LB				24	89%	A.Cole	P				10	37%
Y.Abdullah	LB				20	74%	J.Bobenmoyer	LS				10	37%
K.Robinson	RB				10	37%	D.Carlson	K				9	33%
L.Cooke	P				9	33%	C.Collier	RB				8	30%
R.Maticcik	LS				9	33%							

C.Little	K	5	19%	C.Smith	SS	8	30%
L.Fortner	C	2	7%	K.Kelly	CB	7	26%
				A.Peat	G	4	15%

LAS VEGAS RAIDERS POSTGAME CLIPS



DECEMBER 22, 2024

TABLE OF CONTENTS

Raiders News

Las Vegas Review-Journal

Las Vegas Sun

The Athletic

ESPN.com

Associated Press

Raiders.com

Pro Football Talk

NFL.com

Raiders News

LAS VEGAS REVIEW-JOURNAL

'Fun to see the smiles again': Rookie helps Raiders halt losing streak

By Vincent Bonsignore

December 22, 2024

They had lost 10 straight games and were constantly reminded that the No. 1 overall draft pick was within their grasp if they kept losing. But that wasn't in the Raiders' game plan Sunday.

With rookie tight end Brock Bowers etching his name into the record book and quarterback Aidan O'Connell surprisingly showing nimble feet, the Raiders rallied to defeat the Jacksonville Jaguars 19-14 at Allegiant Stadium.

It was their first win since beating the Cleveland Browns on Sept. 29 and gave them a 3-12 record in Antonio Pierce's first season as coach. And it left owner Mark Davis, clad in his glistening white Raiders jacket, to go locker to locker fist-bumping his jubilant players.

"When you see that all white, you know there's some good things going on for sure," said defensive end K'Lavon Chaisson, who notched a sack against his former team.

Bowers finished with 11 catches for 99 yards and now has 101 receptions for 1,067 yards this season.

He made an impact throughout, but no stretch was bigger than on the Raiders' 70-yard touchdown drive to pull ahead early in the fourth quarter.

Everyone in the stadium knew the Raiders were going to feed their young star. The Jaguars loaded up on him as a result. It didn't matter. Bowers still steamrolled them for three catches to help pave the way for Ameer Abdullah's 7-yard touchdown run.

"That's how I prepare every day. I'm sure everyone does," Bowers said. "Everyone's ready for that moment, and the ball came to me a couple of times, so I had to make a play."

Assault on record book

Bowers' 101 catches are the most by any rookie in their first 15 games. He joins Jason Witten, Travis Kelce and Zach Ertz as the only tight ends to record 100 catches through the first 15 games. Bowers and Mike Ditka are the only tight ends to reach 1,000 receiving yards in the first 15 games.

Bowers is five catches from setting the record for the most catches by a rookie and 10 yards from breaking Ditka's rookie tight end receiving yards record.

"He's all ball. He's all business," Pierce said. "He doesn't blink. He doesn't flinch."

O'Connell flashes legs

O'Connell, not the most nimble of quarterbacks and still battling the knee injury that kept him out of Monday's loss to the Atlanta Falcons, made two big plays with his legs to extend touchdown drives.

On a third-and-3 play on the game-winning drive, he escaped what looked to be a drive-ending sack by rolling to his left and heaving a throw downfield to Abdullah for 12 yards and a first down.

O'Connell also had a 13-yard run on a first-half drive that ended in a touchdown and 7-7 tie. He finished 24 of 38 passing for 257 yards.

"I was shocked, just like you," Pierce said of O'Connell's running. "I'd like to see more of it."

O'Connell would like to see an upbeat locker room more often.

"It was just fun to see the smiles again," he said. "The biggest thing for me was kind of looking around and high-fiving everybody and seeing how happy guys were."

Win has ramifications

It was a decidedly conflicted win, at least for Raiders fans who saw their hopes of drafting Colorado star Shedeur Sanders, the would-be quarterback savior, all but vanish.

The Raiders came into Sunday in a virtual tie with the New York Giants for the No. 1 pick in the NFL draft. By the end of the day, they had fallen to No. 6.

The Giants now would have that pick to themselves after losing Sunday to fall to 2-13. Four other teams — the New England Patriots, Cleveland Browns, Tennessee Titans and Jaguars — also have 3-12 records.

If things stay status quo for the next two games, Sanders would be a pipe dream for the Raiders. So would Miami's Cam Ward, generally regarded as the second-best quarterback in the draft.

That's not O'Connell's problem. He has bigger worries than the Raiders' draft status.

"I don't read anything, so I don't really hear it," he said. "Ignorance is definitely bliss, and that's how I'm rolling."

3 takeaways from Raiders' win over Jaguars: Dropping in draft order

By Adam Hill

December 22, 2024

Here are three takeaways from the Raiders' 19-14 win over Jacksonville Jaguars on Sunday at Allegiant Stadium:

1. Good day for team, bad for organization

There is no doubt the players and coaches needed the win to soothe some of the wounds that had built during a 10-game losing streak.

But it might be a day the organization looks back on with regret come April.

The victory most likely will drop the Raiders (3-12) from one of the top two picks in the NFL draft as the current order stands to No. 6 after Week 16.

It wasn't all bad news on that front, however. The Panthers' upset of the Arizona Cardinals gave Carolina four wins and kept the Raiders from falling to seventh.

The New York Giants (2-13) take over sole possession of last place in the league and currently would pick first. Just like the Raiders, the Giants desperately need a quarterback.

New York now has the league's longest losing streak at 10 games.

Four other teams — the New England Patriots, Cleveland Browns, Tennessee Titans and Jaguars — also have 3-12 records.

2. Steadying the offense

Aidan O'Connell didn't post eye-popping numbers in his return to the lineup, but he settled the offense down and moved the chains enough for the Raiders to end their losing streak.

He finished 24 of 38 for 257 yards and no interceptions.

After the Jaguars scored on a 62-yard touchdown pass from Mac Jones to Brian Thomas Jr. late in the third quarter to give them a 14-13 lead, O'Connell answered right back by taking the Raiders 70 yards in 10 plays to regain the lead.

Perhaps as impressive, on the Raiders' next possession O'Connell methodically took them on a drive that took 6:36 off the clock with the 19-14 lead midway through the fourth quarter.

O'Connell's steady approach was particularly effective in the first half. He enabled the Raiders to hold a 16:40 to 13:20 edge in time of possession despite the Jaguars having the advantage of having received the opening kickoff.

Rookie tight end Brock Bowers was a major beneficiary of O'Connell's return, hauling in 11 passes for 99 yards.

Andre James was back at center after being replaced by rookie Jackson Powers-Johnson, as guard Jordan Meredith missed the game with an ankle injury and Powers-Johnson moved back to guard. The offensive line didn't miss a beat.

3. Pola-Mao the playmaker

The Raiders have needed someone on defense to make plays, especially in the absence of some of the unit's biggest stars.

Safety Isaiah Pola-Mao was up to the task.

The third-year pro out of USC, who had never forced a fumble in his career, forced two against the Jaguars.

Fellow safeties Tre'von Moehrig and Thomas Harper each recovered one for the Raiders.

Pola-Mao, who recorded a team-high nine tackles, also stepped into another role, taking over as the personal protector for AJ Cole on the punt team.

Pola-Mao helped clean up the operation after a disastrous performance Monday when the Raiders had one punt blocked and another deflected in a loss to the Atlanta Falcons.

Defensive end K'Lavon Chaisson recorded a sack for the Raiders in a game that he said was personal to him. The Jaguars selected Chaisson in the first round of the 2020 draft but didn't pick up his fifth-year option, allowing him to become a free agent before this season.

He almost had an interception in the first quarter. The Raiders unsuccessfully challenged the ruling on the field of an incomplete pass after Chaisson lobbied that he had controlled the ball long enough.

Raiders report card: B's across the board in 1st win since Week 4

By Ed Graney

December 22, 2024

How the Raiders performed in a 19-14 win over the Jacksonville Jaguars on Sunday at Allegiant Stadium:

Offense: B-

I mean, they almost scored 20 points! Aidan O'Connell returned to the starting quarterback's role and completed 24 of 38 passes for 257 yards. He also used his feet — yes, his feet — to extend several key plays. The Raiders rushed for only 69 yards, but got another strong performance from rookie tight end Brock Bowers. He caught 11 passes off a team-high 13 targets for 99 yards and has 101 receptions for 1,067 yards this season. He would have broken Mike Ditka's record for most receiving yards by a rookie tight end (1,076) if not for a penalty on Terrace Marshall Jr. that called the play back. Ditka's record is 63 years old, one sure to fall when Bowers and the Raiders visit the New Orleans Saints next Sunday. Alexander Mattison and Ameer Abdullah each had a rushing touchdown. The Raiders gained 314 total yards, but were 4 of 14 on third downs.

Defense: B+

There was a major breakdown when Jaguars quarterback Mac Jones (no, he's still not very good) found a wide open Brian Thomas Jr. for a 62-yard scoring pass that gave Jacksonville a short-lived 14-13 lead near the end of the third quarter. Other than that, the Raiders played well on this side. Isiah Pola-Mao became the first Raider since Charles Woodson in 1999 to force at least two fumbles in a game. Recoveries went to Tre'von Moehrig and Thomas Harper. Pola-Mao led the team with nine tackles, and Robert Spillane added eight. K'Lavon Chaisson had the team's lone sack, coming against the team that drafted him in the first round out of LSU in 2020. The Jaguars gained 308 total yards but just 72 rushing.

Special teams: B

It was a nice bounce-back performance for this unit from the disastrous showing against the Atlanta Falcons on Monday. Daniel Carlson made good on field goals from 49 and 37 yards. He missed from 46. AJ Cole averaged 47.5 yards on six attempts, dropping two inside the 20. Abdullah averaged 14 yards on two punt returns with a long of 19.

Coaching: B

The Raiders played well enough to win and made their own luck by forcing turnovers and not committing any. It was a clunky game in some parts, but coach Antonio Pierce had his team, which had lost 10 straight, prepared to play. He's right about the effort. That part hasn't stopped. The Raiders can't be accused of not playing hard.

Raiders report: Safety joins Hall of Famer in franchise record books

By Adam Hill

December 22, 2024

Raiders safety Isaiah Pola-Mao said one word was going through his mind as the clock ticked down on a 19-14 victory over the Jacksonville Jaguars on Sunday at Allegiant Stadium that ended a 10-game losing streak.

"Finally," he said of his feeling.

Pola-Mao also could have been talking about his long wait to record the first forced fumble of his career, which came in the first half in his third NFL season.

He didn't have to wait long for the next one. After stripping running back Tank Bigsby early in the second quarter, he knocked the ball from tight end Brenton Strange to prevent a possible field goal before halftime.

"It was just something we talked about a lot in practice and something we emphasize every week. We knew our team needed it, so we were looking at it and hunting for it today," Pola-Mao said. "I'm always trying to go after the ball, but we talked about how Tank runs hard, but sometimes the ball is a little vulnerable, and we put an emphasis on it."

Pola-Mao became the second defensive back in Raiders history and first since Hall of Famer Charles Woodson in 1999 to record two forced fumbles in a game, though the official stat only goes back to 1994.

"That's pretty cool," he said of joining Woodson, who did it three times. "But I'm just glad we got the win more than anything. It's a sigh of relief, but it feels good to be part of the reason we got it done."

Coach Antonio Pierce said Pola-Mao has been a steadying presence on defense since being called upon to fill in for an injured Marcus Epps early in the season.

"Today, it was the physicality," Pierce said. "He put his hat on the ball. The way we talk about playing here with ill-intent and violence. That showed up today."

That helped the Raiders continue a recent trend of forcing turnovers in bunches. The two takeaways Sunday brought their total to six in the past three games after they forced just five turnovers in the first 12 games.

Chaisson exacts revenge

Defensive end K'Lavon Chaisson didn't want to admit leading up to the game how much it meant to him.

He allowed himself to talk more freely after helping his new team secure the win over the team that selected him in the first round of the 2020 NFL draft and let him go in the offseason.

"It was really important, but we wanted to make sure we stayed within the game plan," Chaisson said. "We didn't want to force anything, but I can definitely say I had it on my mind."

Chaisson recorded the only sack for the Raiders when he brought down Mac Jones for a loss of 11 yards on a third-down play in the third quarter with Jacksonville on the fringe of field-goal range.

He now has four sacks this season after recording five in four seasons with the Jaguars. He has been heating up lately, tallying three sacks in the past four games. That's tied for sixth in the NFL in that span.

Chaisson almost had an interception, but officials ruled he lost control as he started running upfield. The Raiders challenged, but the call was upheld.

"I definitely thought I had it, but I think (teammate Darnay Holmes) is the one who knocked it out of my hand," he said. "We'll look over the film and discuss it, but I definitely have to do some ball-carrying drills this week."

Chaisson's sack allowed the Raiders to extend their streak to 33 games with at least one, the third-longest run in the NFL. It's also the third-longest streak in franchise history and the longest for the Raiders since a 58-game run from 1984 to 1987.

Quick turnaround

The Raiders had a much better day on special teams after what Pierce called a "bad day at the office" Monday against the Falcons.

Pierce said he went into a special teams meeting Wednesday and told the group it was better than it showed Monday.

"I believe in (special teams coach Tom McMahon), and we have some great specialists in (punter AJ Cole and kicker Daniel Carlson) and those guys," he said. "You put it behind you, learn from it and move forward. Made some personnel changes ... and they did a great job responding."

Rejuvenated

Ameer Abdullah caught five passes for 47 yards and added 38 yards and a touchdown on seven carries.

The veteran running back has 196 rushing yards this season, his most since gaining 552 in 2017 with the Detroit Lions.

“You’re older and known more as a special teams player on a young team, and you can kind of get lost in the shuffle,” Pierce said. “But he’s made the most of his opportunities, and I thought he’s come up huge for us.”

Graney: Sorry, fans, tanking doesn’t enter into minds of players

By Ed Graney

December 22, 2024

Bet this: That following a 19-14 win by the Raiders over the Jaguars on Sunday at Allegiant Stadium, after the home team had snapped its 10-game losing streak, a certain amount of fans was disappointed in the outcome.

Maybe a whole lot of them.

They are the ones hoping for the highest draft pick possible for the Raiders. The ones who are sure a franchise quarterback exists within the top few selections.

The ones who believe a Shedeur Sanders or Cam Ward can make all the difference in turning the fortunes of this team around. That either can be the reason all this losing stops.

Do you know who couldn’t care less about any of that?

Players and coaches. Nor should they.

Tanking has never been part of their vocabulary. The Raiders are 3-12 after turning away Jacksonville, and for it, would hold the No. 6 pick in the draft should it commence today. Prior to kickoff Sunday, they owned a top-two pick.

Yeah. Big difference.

They’re now behind the Giants, Browns and Titans — all three of which will likely also be looking to upgrade at quarterback.

“It has been a minute since we (won),” wide receiver Jakobi Meyers said. “Forgot for a second what it feels like. But guys are never going to quit. We hear about (draft picks) and all that, but we’re professionals. You always hear it when you’re having a bad season— you hear it across the league. But we do our best to win every play every day. And wherever the ball falls, it falls.”

‘We want to win’

It fell in their side of the ledger Sunday, the Raiders proving the better of two bad football teams. You know things are a little slow when one of the biggest end-zone celebrations occurred when the cheer team announced winners of Dancer of the Year, Rookie of the Year and Raiderette of the Year. Congrats to all.

It's too hard a game to give anything but your maximum effort. Too violent an existence to care about anything other than beating the guy opposite of you. There's too much on the line.

"For us, we work hard every single day," running back Alexander Mattison said. "The outcome is always going to be that we want to win and make plays on that field and come out victorious.

"We don't think about the politics of it, even though everybody else out there does. It's not what we care about. We want to win every game and dominate. Glad we were able to do that today — especially when you haven't won in so long."

Fans might not want to hear it. There is a faction that might term Sunday's victory one of the worst in team history given how much it moved the Raiders down the draft order. And who knows what they might think should the team win one or both of its last two games.

Which is altogether possible.

The Saints are 5-9 and without starting quarterback Derek Carr, and the Chargers, by the time they visit to close out the regular season here, could have a playoff seed wrapped up.

Who knows if quarterback Justin Herbert will even play against the Raiders.

Hard to win

"It is so hard to win in this league," Mattison said. "When you're this close so many times ... We were hungry for it. We just want to finish the season strong. If we can do that, we'll feel good about the spot we're in.

"We try and be where our feet are. We can't change the past, but we can continue to work every single day like we've been doing."

That's all they know. That's all they care about.

Fans can worry about draft picks, and, well, that's not to say they're wrong. This franchise needs a future at the game's most important position. Nothing bad for thinking that way.

But it's not how players and coaches go about their business. Not how professionals act. Tanking isn't part of their DNA.

Too hard a game. Too much on the line.

LAS VEGAS SUN

No news

THE ATHLETIC

How Raiders' win over Jaguars affects Las Vegas' pick in 2025 NFL Draft: Key takeaways

By Vic Tafur, Tashan Reed, Jelani Scott

December 22, 2024

In a close contest carrying major NFL Draft order implications, the Las Vegas Raiders (3-12) snapped their 10-game losing streak on Sunday after claiming a 19-14 home win over the Jacksonville Jaguars (3-12).

The Raiders got solid performances from their defense and rookie tight end Brock Bowers to give their fans something to cheer about amid another lost season with the victory. But, considering that Las Vegas dropped from the No. 2 pick to No. 6 in April's NFL Draft, the good vibes may be short-lived.

After holding on to a 13-7 lead for much of the game, Las Vegas overcame a missed field and a Jags touchdown late in the third quarter by responding with a 10-play, 70-yard scoring drive to take the lead for good.

Las Vegas' offense was led by Bowers' 11-catch, 99-yard effort to move him closer to setting a host of records next week, while the defense held firm to allow its lowest point total of 2024.

Raiders lose ground in race for No. 1 pick

With the win over the Jaguars, the Raiders lost ground in the race for the No. 1 pick in the 2025 NFL Draft.

The New York Giants are now the only two-win team in the NFL, and hold the inside track for the top pick. Meanwhile, the Raiders, who entered Sunday with the No. 2 pick, dropped to pick No. 6 by beating Jacksonville. Las Vegas is now behind the New England Patriots (3-12), who are currently slotted at No. 5 after losing Sunday, Jacksonville, Cleveland Browns, Tennessee Titans and the Giants.

The Raiders beat the Browns (3-12) and Jaguars (3-12), so that's why those teams are ahead of them in the draft order. Las Vegas hasn't played the Titans (3-12) or the Patriots (3-12), but Tennessee and New England remain ahead in the draft order because both clubs have a weaker strength of schedule than the Raiders to close the year.

Given the Giants, Browns and Titans are all teams with big question marks at quarterback, this win could prove costly for the Raiders in the event that they plan to draft a quarterback in the first round. Although Aidan O'Connell was OK against Jacksonville on Sunday, that won't stop the Raiders from exploring their options at the position in the offseason. — Tashan Reed, Raiders beat writer

Raiders D showed signs of life

The Raiders defense was leading them to their first victory of the season ... until it wasn't. Safety Isaiah Pola-Mao had two forced fumbles and the Raiders led 13-7 until they forgot to cover Brian Thomas Jr. on one play and fell behind for a few minutes.

Pola-Mao has had an up-and-down season replacing injured veteran Marcus Epps, but the third-year player's hit on Jaguars running back Tank Bigsby erased a big run in the second quarter. And then, just before the half, he lowered the hammer on tight end Brenton Strange for another lost fumble when the Jaguars were driving for a field goal.

The Raiders are last in the league in takeaways this season, a big reason why they had lost 10 straight. — Vic Tafur, Raiders beat writer

Thomas stars again as Jags rookie continues to shine

Mac Jones doesn't take many shots downfield, but he had a chance to cash in on all three of them Sunday.

After Jones threw a bad ball to Brian Thomas Jr. on the first one, the rookie dropped the next one (there was penalty anyway). But Thomas caught a 62-yard heave from Jones and jogged into the end zone with 54 seconds left in the third quarter to give the Jaguars a 14-13 lead.

Thomas was quiet early but finished with nine catches for 131 yards and was the only offensive threat the Jaguars had. They only averaged 3.5 yards per carry running the ball and Jones was content to dink and dunk his way to a 25-of-39 effort for 247 yards and a touchdown. — Tafur

Ameer Abdullah steps up in crunch time

Ameer Abdullah, a 10th year veteran, has been one of the many veterans telling the younger Raiders not to let go of the rope during a 10-game losing streak. And Sunday, the running back gave it a good tug with a seven-yard touchdown run and four big catches down the stretch to lead the Raiders to a win over the visiting Jags.

Abdullah, the leader of the special teams unit, has waited for his opportunities after injuries to Alexander Mattison, Zamir White and Sincere McCormick. He played well in spurts but was back behind Mattison on Sunday. He only had three touches in the first half but came up big in the end, and we'll see if it moves the needle at all in coach Antonio Pierce retaining his job. — Tafur

Raiders, Mark Davis celebrate first victory in 3 months — draft position be damned

By Vic Tafur, Tashan Reed

December 22, 2024

LAS VEGAS — As some Las Vegas Raiders fans mourned the possible loss of the No. 1 draft pick, team owner Mark Davis went from locker to locker congratulating players after Sunday's 19-14 win over the Jacksonville Jaguars. Decked out in his signature white team jacket and white jeans, Davis was smiling from ear to ear as he shook players' hands.

The team's 10-game losing streak was over. Happy holidays indeed.

"Whenever you see that all white, it's a good thing going on," Raiders defensive end K'Lavon Chaisson said.

As some players danced to the music playing in the background, Davis was clapping and talking excitedly to his charges. After dapping up safety Tre'von Moehrig, Davis made his exit with a final message to the squad.

"Way to fight!" Davis yelled.

While the owner celebrated, many quarterback-thirsty Raiders fans were frustrated with the victory over the Jaguars. That's because the win dropped the Raiders (3-12) from the No. 2 position in the 2025 NFL Draft to No. 6. That puts them behind three other quarterback-needy teams: the New York Giants (2-13) at No. 1, the Tennessee Titans (3-12) at No. 4 and the Cleveland Browns (3-12) at No. 5.

Davis doesn't care. He never wants to see the Raiders lose, even if it'll land them a better draft pick. It's a reminder that sports franchises rarely intentionally tank, no matter how dire their situation appears. Davis and the players had been miserable for three months.

"I forgot what it felt like," receiver Jakobi Meyers said about Sunday's win. "That was a good time."

The Raiders defense led the way early Sunday until a blown coverage led to a 62-yard Brian Thomas Jr. touchdown and a 14-13 Jaguars lead with 54 seconds left in the third quarter. But the Raiders offense responded, with backup running back Ameer Abdullah picking up 36 yards on two catches and two runs on the next drive. His 7-yard pinball touchdown run was the difference in the game.

Davis was going to enjoy the night and Victory Monday as much as the players.

"It's great to see," left tackle and captain Kolton Miller said. "It speaks to the owner backing us and the belief that we have in the team and coaching staff playing for one another. We're still fighting no matter the record or losing streak. It was great to see the smile on his face, and it means a lot to the players."

"(Davis) is committed, man," Abdullah added. "He is a Raider. His dad's best friend was the logo, and Mark bleeds Silver and Black. I am glad we can finally share a win with him."

The effort by the players despite having lost 10 straight games says it all. They desperately wanted a win. Although the outcomes continued to go against them and their chances of making the playoffs evaporated long ago, their effort never waned. That's why Sunday's victory brought so much excitement, record be damned.

"I mean — finally," safety Isaiah Pola-Mao said of the Raiders' mood. "It's kind of just a sigh of relief."

Antonio Pierce surely let one go as well as the clock hit zero. As his first full season as head coach has gone off the rails, there have been plenty of questions about his job security. The negative chatter only intensified after Davis declined to commit to bringing Pierce back in 2025 earlier this month.

Last week, Pierce said his conversations with Davis remained "positive" and responded "I'm under contract" when asked if he felt he'd return for Year 2. He seemed tense then, but that wasn't the case after beating Jacksonville.

"It's long overdue," he said. "It's good to see all of those smiling faces from our players, our staff and everybody involved in our organization. Obviously, you don't want to go what we went over the last 10

weeks, but that's behind us. ... I'm very proud of this group for being resilient, blocking out the outside noise and playing for one another."

If what Davis said about waiting to decide on Pierce's future is true, then the Raiders' final two games against the New Orleans Saints (5-9) and Los Angeles Chargers (9-6) will be crucial to his football fate. When speaking to reporters earlier this month, he said he was pleased with the level of effort he'd been seeing from the players. The Raiders winning out would certainly aid Pierce's cause.

Regardless of whether Pierce remains the coach in 2025, however, it remains clear the Raiders will be in search of an answer at quarterback. The offense failed to crack 20 points for the sixth game in a row as quarterback Aidan O'Connell put forth a middling performance. He was OK — he completed 24 of his 38 passes for 257 yards, zero touchdowns and zero interceptions — but he has yet to look like anything more than a low-end starter.

Still, he did two things that helped the Raiders win on Sunday. He escaped the pocket often — "I was shocked just like you," Pierce said — and even had a 13-yard scramble. He also threw 13 times to rookie Brock Bowers, who caught 11 for 99 yards and needs five catches to break the NFL rookie record of 105 set last season by Puka Nacua.

"Thinking about records just stresses me out," Bowers said. "I just want to win. ... The vibes are way better. ... It's awesome to see the owner in here so happy for once."

The Raiders really won Sunday because of a stellar performance by a defense that's been surging for weeks now. They gave up just two scores to the Jaguars in 12 drives, forced two turnovers and limited them to just 5.0 yards per play. At one point, the defense forced six consecutive stops.

And after the Raiders took the lead early in the fourth quarter, the defense ended the game by forcing a three-and-out and a turnover on downs to secure the win. The performance came despite five starters being on injured reserve — defensive ends Maxx Crosby and Malcolm Koonce, defensive tackle Christian Wilkins, cornerback Jakorian Bennett and safety Marcus Epps — and another starter sidelined due to an illness (nickelback Nate Hobbs). In their place, unlikely contributors such as Chaisson and Pola-Mao stepped in and made an impact.

Defensive coordinator Patrick Graham's unit got off to a rough start this season, but they've hit their groove since their Week 13 clash with the Kansas City Chiefs on Black Friday. After allowing 28.5 points per game (29th) through the first 12 weeks, they've given up just 19 points per game (eighth) in the four games since.

"Man, we kind of just said enough is enough," Pola-Mao said. "At the end of the day, we don't care about our record, we don't care about wins and losses and all of this (other stuff). We fight for each other. We're going to go out there and fight regardless of the situation."

Conflicted fan base aside, that's something to be proud of for a Raiders team that hasn't had much to be happy about. Whether that puts the franchise in the best draft position is another story, but it's clear that those at team headquarters aren't worried about that right now.

"We hear what the fans are saying," Meyers said. "But we're professionals. We are going to do our best to win every day."

Abdullah was asked if he had a message for the fans who are sad about not picking first or second overall.

"Listen, I just work here," Abdullah said. "And we're going to try and get another win next week."

ESPN.COM

No news

ASSOCIATED PRESS

O'Connell passes for 257 yards and Raiders snap 10-game skid with 19-14 win over Jaguars

By Mark Anderson

December 22, 2024

LAS VEGAS (AP) — Aidan O'Connell returned from an injury and passed for 257 yards, and the Las Vegas Raiders ended a 10-game losing streak with a 19-14 victory over the Jacksonville Jaguars on Sunday.

The Raiders, whose skid was the longest active streak in the NFL, won for the first time since beating the Cleveland Browns 20-16 on Sept. 29. The victory, however, means the Raiders (3-12) moved ahead of the league-worst New York Giants (2-13). The team with the worst record is in line for the top pick in next year's draft.

Jacksonville (3-12) has lost seven of its last eight games and is 2-9 in one-score contests.

O'Connell made his first start in two weeks. He didn't play in Monday night's 15-9 loss to Atlanta because of a left knee injury.

Las Vegas' Brock Bowers caught 11 passes for 99 yards, leaving him 10 yards away from breaking Mike Ditka's 63-year-old NFL rookie record for tight ends. Ditka had 1,076 yards in 1961. Bowers did become the third rookie tight end to reach 1,000 yards in a season, joining Ditka and Atlanta's Kyle Pitts in 2021.

Jacksonville's Brian Thomas Jr. caught nine passes for 132 yards and a touchdown, giving him 73 catches this season and breaking the rookie club record of 64 set by Justin Blackmon in 2012. Thomas also is the Jaguars' rookie record holder for receiving yards (1,087) and touchdowns (nine).

Mac Jones passes for 247 yards and a TD for the Jaguars.

This is the first game this season in which the Raiders did not trail by double digits. Their 14-game streak to open a season was second only to the Indianapolis Colts' streak of 16 games in 1986.

The Raiders' 10-game losing streak was the fifth-longest in franchise history, and their longest since dropping 16 in a row between the 2013-14 seasons.

Las Vegas even had a chance to go up two possessions late in the third quarter, but Daniel Carlson missed a 46-yard field goal to the left with 2:18 left. Jacksonville capitalized when Jones found a wide-open Thomas deep on the left side of the field for a 62-yard touchdown and 14-13 lead with 54 seconds left in the third.

Las Vegas answered with a 10-play, 70-yard drive that culminated in Ameer Abdullah's 7-yard scoring run less than four minutes into the fourth quarter. O'Connell's pass on a 2-point conversion was overthrown, leaving the Raiders with a 19-14 lead.

Injuries

Jaguars: LT Walker Little (ankle), RT Anton Harrison (shoulder), S Darnell Savage (concussion) and LB Ventrell Miller (ankle) were hurt.

Raiders: CBs Nate Hobbs (illness) and Sam Webb (back/illness) and G Jordan Meredith (ankle) did not play.

Up next

Jaguars: Host Tennessee on Sunday.

Raiders: Visit New Orleans on Sunday.

RAIDERS.COM

Quick Snap: Raiders snap losing streak, defeat the Jaguars

By Levi Edwards

December 22, 2024

In a game that went down to the wire, the Las Vegas Raiders snapped their 10-game losing streak with a 19-14 victory over the Jacksonville Jaguars.

The first quarter of action was stagnant, with the Raiders' most explosive play being their first – a screen pass to Brock Bowers going for 32 yards. However, the Jaguars defensive front provided issues for Aidan O'Connell in the pocket as they sacked him twice in the first 15 minutes.

Jacksonville got on the scoreboard first with a 26-yard punt return and unnecessary roughness penalty on the Raiders setting them up in prime position at the 29-yard line. The drive was capped off with a one-yard touchdown rush up the middle from Tank Bigsby.

The Raiders offense got clicking in the second quarter off a 13-yard scramble from O'Connell and a 29-yard dot to Tre Tucker. A rush up the middle from Alexander Mattison – the running back's first rushing touchdown since Week 6 – tied the game at seven.

On the Silver and Black's next drive, Daniel Carlson nailed a 49-yard field goal to give the team a 10-7 lead with 10:28 left in the second quarter. After another defensive stop on the Jaguars, Ameer Abdullah would account for 24 scrimmage yards on the offense's third straight drive to end with a score – with Carlson making a 37-yard field goal to make it 13-7.

This was the first time the Raiders held a lead going into halftime since Week 12 against the Denver Broncos.

The defense continued to ride the momentum of the offense, securing two fumble recoveries down the stretch in the first half. Safety Isaiah Pola-Mao forced both fumbles, ripping the ball out from Bigsby and tight end Brenton Strange. Safeties Tre'von Moehrig and rookie Thomas Harper recovered the fumbles, respectively, making it seven turnovers for the Raiders defense in their last three games.

With 2:22 left in the third quarter, Carlson had the opportunity to extend the lead but missed from 46 yards out. It was his first field goal missed from under 50 yards since Week 1 against the Los Angeles Chargers.

Three plays later, Mac Jones found rookie wide receiver Brian Thomas Jr. deep for a 62-yard touchdown. The score gave Jacksonville a 14-13 lead as the clock wound down to the fourth quarter.

The Raiders offense wasted no time retaking the lead though. O'Connell went 5-of-8 for 52 passing yards on the following drive, with Ameer Abdullah scoring on a seven-yard touchdown rush, making this the team's first game since Week 4 against the Cleveland Browns with multiple rushing touchdowns.

After a failed two-point conversion, Las Vegas took a 19-14 lead they would not relinquish.

With 2:44 left in regulation, the Jaguars had one last attempt to score a touchdown to potentially win the game. However, the Raiders defense pulled out one last stop with a Moehrig tackle on fourth down with :55 seconds left.

This victory takes the Silver and Black to 3-12 for the season with an opportunity to stack wins when taking on the New Orleans Saints on the road next Sunday.

Raiders get a 'weight off the shoulders' with an all-around team win over Jaguars

By Levi Edwards

December 22, 2024

To sum up the emotions in the Raiders locker room following their 19-14 victory over the Jacksonville Jaguars: Gratefulness.

It's been 84 calendar days since their last win in Week 4 against the Cleveland Browns, now snapping a 10-game drought in front of their home crowd. While dealing through the adversity of injuries, coaching changes and lackluster performances over the last three months, it's brought the locker room closer.

"Long overdue," Head Coach Antonio Pierce said postgame. "Good to see all those smiling faces from our players, our staff, everyone involved in our organization. Obviously, you don't want to go through what we went through over the last 10 weeks, but that's behind us.

"I thought it was a great win. Great job," he added. "Our home crowd, thought they were very loud, active. That was positive, for our defense especially. ... Very proud of this group being resilient, blocking out the outside noise and playing for one another."

It was an all-around team effort with the offense and the defense complementing one another well. Aidan O'Connell went 24-of-38 with 257 passing yards and a career-high 12 rushing yards after missing the previous game with a knee injury. It was also the offense's first game this season without a single turnover.

"I think guys just appreciate more than ever how hard it is to win," O'Connell said. "Definitely weight off the shoulders for sure. It was just fun to see the smiles again. ... Super proud of our coaches, administration, players for just doing a great job."

The quarterback's main two targets Sunday afternoon were rookie sensation Brock Bowers and 10-year vet Ameer Abdullah – as the tight end-running back duo combined for 16 catches and 146 receiving yards.

With his 11 catch, 99-yard performance, Bowers hit the marks of 1,000 receiving yards and 100 catches for the season – becoming one of three tight ends in NFL history to reach 1,000 receiving yards as a rookie.

"I couldn't do it without all the other guys," Bowers said. "Aidan was slinging that thing and everyone was making plays so it felt good. ... Just coming here and [winning], the vibes are just way better."

On the defensive side of the ball, the 14 points allowed to the Jaguars are the fewest allowed by the Raiders to any team this season. The defense also totaled six passes defended on quarterback Mac Jones.

Safety Isaiah Pola-Mao turned in an admirable performance for his unit by forcing two fumbles in the first half. He was also the game's leader in total tackles (nine).

"We kind of just said, 'Enough is enough,'" Pola-Mao said. "At the end of the day, we don't care about the record. ... We fight for each other. We're going to go out there and fight regardless of the situation."

With a winning recipe now in their possession, the goal is to keep building upon the momentum and continue doing all the right things throughout to week to come out on top.

"I think it's good for a lot of guys morale just to believe in a process," said Abdullah, who finished with 85 scrimmage yards and a rushing touchdown. "We've come up short a lot and we felt like we were disciplined and perfect to the process, committed to the process throughout the week. So, I felt like we had a really good week of preparation. ... All of us to be rewarded with a win feels good."

"For a lot young guys, guys who'll be here next year, it sets the template for like, 'you've got to earn it.' Got to earn it every week so let's get some more."

PRO FOOTBALL TALK**Raiders hold off Jaguars 19-14**

By Charean Williams

December 22, 2024

The Raiders defeated the Jaguars 19-14, ending a 10-game losing streak.

Las Vegas, which hadn't won since Sept. 29 against the Browns, and the Jaguars are both 3-12. The Giants now are the only two-win team in the battle for the No. 1 overall pick.

The Raiders had two takeaways, though they scored no points off them.

Tight end Brock Bowers continued his pursuit of the rookie receiving records. He now has 101 catches for 1,067 yards and four touchdowns after catching 11 passes for 99 yards Sunday.

Mike Ditka has the rookie tight end record with 1,076 receiving yards for the Bears in 1961, and Rams wide receiver Puka Nacua has the overall catches (105) and receiving yards (1,486) for a rookie regardless of position.

Aidan O'Connell went 24-of-38 for 257 yards.

The Jaguars gained 308 yards, but running back Tank Bigsby and tight end Brenton Strange both lost a fumble.

Mac Jones completed 25 of 39 passes for 247 yards and a touchdown, with Brian Thomas catching nine for 132 yards and a touchdown.

The Jaguars' last chance ended at the Jacksonville 46 when D'Ernest Johnson gained 8 yards on a pass from Jones on fourth-and-11.

NFL.COM**Raiders' Brock Bowers becomes third rookie TE to eclipse 1,000 yards, first to hit 100 catches**

By Grant Gordon

December 22, 2024

Brock Bowers' first-year tour de force has hit more history.

Bowers became only the third rookie tight end in NFL chronicle to record 1,000 receiving yards, accomplishing the feat during Sunday's 19-14 win over the Jacksonville Jaguars.

Bowers hauled in a 32-yard pass from quarterback Aidan O'Connell in the first quarter to reach 1,000, becoming the first 2024 rookie pass catcher to hit the mark this season, as well. In the fourth quarter,

Bowers caught his 10th pass of the game and his 100th for the season, becoming the first rookie tight end to reach the mark.

Taken 13th overall by the Raiders in the 2024 NFL Draft, Bowers joined the Chicago Bears' Mike Ditka (1961; 1,076) and the Atlanta Falcons' Kyle Pitts (2021; 1,026) as the only first-year TEs to hit 1K.

Bowers had 11 receptions for 99 yards on Sunday, bringing his season totals to 101 catches for 1,067 yards. The Raiders will face the New Orleans Saints in Week 17 with Bowers needing 10 more yards to break Ditka's record and five more catches to move past the Los Angeles Rams' Puka Nacua's rookie catch record (regardless of position), which he set last year at 105.

Las Vegas is immersed in a trying season, but Bowers has shined for the Silver and Black.

Two weeks earlier, Bowers surpassed the Detroit Lions' Sam LaPorta for the most receptions by a rookie TE in league history.

Bowers' final numbers should make the Raiders' remaining games enticing despite their struggles.

No matter Bowers' final statistics, he's already made history and given Raiders fans plenty to look forward to in the seasons to come.



**FEATURE
CLIPS**

GENERAL MANAGER TOM TELESCO

SPORTS ILLUSTRATED

Raiders Training Camp Notebook: Tom Telesco Relishing Another Opportunity

By Gilberto Manzano

July 27, 2024

Tom Telesco didn't put serious thought into becoming a media member when he contemplated his next career steps after the Los Angeles Chargers relieved him of his duties as general manager of the team after nearly 11 seasons.

But Telesco thought he had better odds of being a football analyst than becoming a GM for another NFL team. He considered helping out a high school football team or landing a different front office job before he got the surprising call from Las Vegas Raiders owner Mark Davis expressing interest in interviewing him for the club's GM vacancy.

"I've just seen the way it's been lately, most GMs don't get a second opportunity," Telesco says. "I was completely prepared that, 'Hey, if I don't get another opportunity. I had a great run and I got 11 years at it. Got a great chance to build something and I took it as far as I could go. I just couldn't push it over the top.'"

Telesco said those words about coming up short with the Chargers, as he sat in the bleachers of where his old organization used to hold training camps while Raiders fans got situated a few feet away from him before Friday's practice at Jack Hammett Sports Complex in Costa Mesa, Calif.

"In this business, you just never know," Telesco says. "You never know who's watching, who thinks what. It was flattering to get a chance to go in and talk with them."

Telesco spent almost 11 seasons with the Chargers. / Kirby Lee-USA TODAY Sports

Eight months after being fired following the Chargers' embarrassing 63-21 loss to Las Vegas, Telesco was sporting silver sunglasses and a white Raiders t-shirt talking to an NFL reporter about his new job with a second AFC West team.

Getting his second shot so soon wasn't something Telesco expected so quickly, but Davis and the Raiders took notice of the talented rosters he put together on an annual basis with the Chargers. He had quarterbacks Philip Rivers and Justin Herbert, wide receivers Keenan Allen and Mike Williams and edge rushers Joey Bosa and Melvin Ingram. Those are just a few of many names that became Pro Bowlers under Telesco's watch the past decade.

Davis wanted that type of stability, with an experienced GM who had a track record of turning first-round picks into household names. The Raiders had struggled the past decade with turning first rounders into cornerstone pieces, but they did start to turn a corner before Telesco arrived in January.

Las Vegas doesn't have Herbert or Rivers at quarterback, but the roster does have plenty of talent at critical positions, including edge rusher Maxx Crosby, wide receiver Davante Adams, defensive tackle Christian Wilkins and left tackle Kolton Miller.

Telesco talked to *Sports Illustrated* before Friday's practice to discuss how he plans to get the Raiders over the top. Here are various topics he touched on, including the quarterback battle between Gardner Minshew and Aidan O'Connell.

Sports Illustrated: When will the Raiders decide on a starting QB?

Tom Telesco: "We'll see how it plays out. We don't really have a time frame on when to make a decision. I don't think anybody ever really knows. It's such a subjective decision on who you end up going with. We'll let it play out and go from there."

SI: What went into the decision of drafting tight end Brock Bowers in the first round?

Telesco: "We had talked earlier in the process that it could happen where [if] Brock Bowers is there, what would we want to do? There were some long discussions on that because the team had just drafted Michael Mayer the year before. Michael Mayer is an excellent tight end. 'Do we really want to take another tight end?' We went through the whole process.

"Really what we came down to. We wanted to make sure whoever we took in the first round had the highest odds of success. We wanted to make sure we hit on the player. As I looked at the roster when I got here, there's just that dearth of some first-round picks that just hadn't panned out. So, 'Hey, we want a high-odds player. Where we were [at pick No. 13], picking right there, a non-quarterback, we felt like he was the highest odds player there after the quarterbacks."

SI: What has impressed you the most about head coach Antonio Pierce?

Telesco: "He's got a lot of qualities as a head coach that are hard to find. He's a natural born leader. ... But his attention to detail has been outstanding, like, you wouldn't see him as a first-time head coach by just watching how he's put everything together, how much thought he's put into everything.

"How he communicates, his expectations level of the players is really, really good. The players know exactly what he expects out of them, but he also tells them how to do it. But it's been really, really good so far."

SI: Why was Christian Wilkins the right player to target in free agency?

Telesco: "Christian checked off a lot of boxes for us. He plays a premier position in this league that's really hard to find. He's a great leader. He's been healthy and durable and highly productive. We think he's in the prime of his career right now. It really helped that [defensive coordinator] Patrick Graham knew him a little bit from his first year in Miami.

"He plays a position that can really affect the quarterback. We think he can even help our edges even more to have that presence inside, along with that of Adam Butler and John Jenkins. It gives us a nice group."

Here are camp notes from Raiders practice Friday ...

Best thing I saw: Jack Jones's pass breakup vs. Davante Adams

Jones, the Raiders' feisty cornerback, had the daunting challenge of keeping Adams out of the end zone during red-zone drills, which the Raiders prioritized in Week 1 of camp.

The 5'11," 175-pound Jones had a size disadvantage against the three-time first-team All-Pro receiver. But Jones found an opening and extended his arms to swat a pass from O'Connell.

Jones has impressed to start camp, following a strong spring. / Jay Biggerstaff-USA TODAY Sports

O'Connell struggled to find a rhythm and had a few interceptions, but in his defense, he didn't have the luxury of a full-field series to get in rhythm. Pierce wasn't happy about the team's lack of points in the red zone last season and wants to make sure his offense improves in that area.

Minshew was a bit better than O'Connell, but he didn't have many "wow" throws during the heavy red-zone day. Perhaps the most efficient quarterback who can get the ball to the Raiders' skill players will win the starting gig. But in practice Friday, Adams was rather quiet.

Best thing I heard: Jakobi Meyers not surprised he looks good in camp

The Raiders' signal-callers had a tough time getting the ball to Adams, but that wasn't the case with Meyers, the Raiders' No. 2 wideout. He's had a strong start to training camp, but that's not surprising to the sixth-year veteran.

"No, it's a little early," Meyers said when asked if he's in the zone right now. "My legs are fresh right now. I better look good, with all the work I've put in. We'll see around Day 10. Ask me again. I'll let you know."

Rookie who impressed: Brock Bowers, tight end

The Raiders can maybe get away with not having a franchise quarterback this season because they have a talented group of skill players, which could be even better this year with the arrival of Bowers, the team's first-round pick.

Bowers made life easier for O'Connell and Minshew as a friendly target who can create plays near the line of scrimmage and across the field.

Veteran who impressed: Jack Jones, cornerback

Jones is the only answer here and not just because of his backflip in the end zone that made Raiders fans "ooh and aah" from the stands.

The 2022 fourth-round pick was all over the field, breaking up plays in various ways. And it seemed his batted passes carried plenty of force, creating energy for the defense, which got the best of the offense Friday.

HEAD COACH ANTONIO PIERCE

THE ATHLETIC

Can NFL coaches pass their players' conditioning test? Raiders' Antonio Pierce challenges his staff

By Vic Tafur

August 5, 2024

COSTA MESA, Calif. — The Las Vegas Raiders players showed up for the first day of the offseason program this spring and could not believe what they were seeing in the film room.

Their assistant coaches stretching ... and then grinding through the same conditioning test the players go through.

"The players laughed a lot," coach Antonio Pierce said last week about the video clip shared with the players. "We had Rob (Ryan) go out there with his shirt off and belly out. We had Marvin Lewis, 65 years old, and Joe Philbin on the bike.

"And then you had a couple of guys who played in the league thinking that they were sprinters still, and they came up lame on a couple of the runs."

Pierce gave his 28 coaches a heads-up early in the offseason that they would be tested in April. Ryan was speechless.

"Whew ..." Ryan, the Raiders' 61-year-old senior defensive assistant coach, said. "It was shocking."

Pierce simply wanted his coaches to be healthier and to come together as the players have. And he thought his players would get a message underneath all the laughter.

"When you look at coaches in the National Football League, health is probably the No. 1 concern," Pierce said. "Stress level, being overweight, not having a chance to work out. ... I wanted to challenge our coaches, and also I thought it would be good for our players to see the commitment that even our coaches were making in the offseason."

It was a scaled-down version of the players' conditioning test, with interval runs, on-field drills and weight-room bars to hit.

"It's my 16th year in the league and I have never been a part of a coaching staff conditioning test," said tight end coach Luke Steckel, who coached with the Chicago Bears last season and spent the previous 10 seasons with the Tennessee Titans. "But it was pretty cool. I like the message that it sends to our team: If we're going to hold our players accountable for being in elite physical condition, then we at least better be in shape ourselves.

"And it was fun to see all competitive juices flowing between all of us. I was having flashbacks to my college playing days."

The older coaches trained just like the younger ones did, though they weren't asked to do as much in the test.

"It was great," assistant head coach Marvin Lewis said. "I have two replacement knees and two replacement hips, so I got to be on the bike. The coaches had a lot of fun. There was a lot of camaraderie, watching everybody train every morning for it. It was great."

Ryan actually lost eight pounds over two months of training.

"The man's making me do it, so I started working out a little bit each day a couple of months in advance," Ryan said. "They let me go on the bike rather than face injury. It was cool, and I actually lost weight out of the deal. When it was over it was a proud moment.

"(Strength and conditioning coach) A.J. (Neibel) and his crew were always keeping a close eye in case someone had a heart attack, but it was good."

Rob Ryan said he lost eight pounds training for the conditioning test Antonio Pierce had all the Raiders coaches go through. (Kirby Lee / USA Today)

Players like tackle Thayer Munford Jr. are just thankful for the pure entertainment value.

"I was dying, seeing those old people run," he said. "Other old people on the bikes and stuff thinking they're really running but they're not. Big Rob was the funniest. But apparently they all passed with flying colors."

Pierce said the coaches were nervous beforehand.

"Their heart rates were up," Pierce said, smiling. "And it wasn't because of their conditioning, it was because of their nerves and anxiety. I thought it was good for them to feel what the players feel. Most of the athletes are in top-tier shape but whenever there is testing, everything raises up a little bit.

"The No. 1 thing we're trying to teach them is to slow down their heart rate and their mind and play faster and looser. And this was a good opportunity and example to show the same."

Just like teams want a roster that cares for and plays for one another, Pierce thinks he has a unified staff that is ready to help lead the Raiders forward from last year's 8-9 record (5-4 finish under Pierce). Things like the conditioning test and group outings to Vegas Golden Knights hockey games only tighten that bond.

"I see a tight cohesiveness amongst our staff," Pierce said. "They hang out together, they do stuff in the offseason, they go out to dinners together here at camp. We're going to have some heated moments where we disagree, but when you have that bond — no different than the players — it's easy to get over it and understand that you're not being disrespected and that's just the way it is if it's coming from Luke (Getsy), Patrick (Graham), Tom (McMahon) or myself. It's nothing malicious, it's just the way that it needs to be done."

It was quick work with 14 new assistants on the staff this season.

“AP’s always looking for ways to bring the staff together,” Ryan said. “He’s big on people and he’s a natural leader, so getting our coaches on both sides of the ball together, working out together and putting us head-to-head against each other when the staff meets, he really develops a camaraderie. We’re a close-knit unit.”

The last regime obviously had problems in that area, and individuality is encouraged now as long as the hard work is put in. Former coach Josh McDaniels was a micro-manager who had trouble connecting with players, and Pierce is practically the complete opposite. The coaches’ fitness test immediately broke the ice with the new assistants and new players this season.

“It gave us that jell with the coaches that we didn’t have the last couple of years,” Munford said. “This staff has a lot more energy. For me, not only than last year’s coaches, but my college coaches. They are very passionate about what they do, and they don’t really blink an eye over anything at all.

“We all love them for that. We can see that they care about us.”

And some of the coaches also really cared about the results.

“I just remember winning every rep,” said Steckel, who was a linebacker and team captain for an Ivy League-winning Princeton team in 2006. “You have to ask the other guys what the back of my head looks like. I was blazing. To go out there and be able to compete with your co-workers was a lot of fun.”

So ... did every coach really pass the conditioning test?

“Uhhhhhhh ... yes,” Pierce said. “One coach finished, but he limped in. He limped the last 10 yards but he made it.”

Every coach also finished the test with a big grin.

“When AP says bring a smile with you when you walk into the building, he means it,” Ryan said. “Be focused on ball, but love it, and he makes it a fun environment and I know that it’s going to be successful.”

Will things like a coaches’ conditioning test, a fun environment and a roster and coaching staff that fully buy in lead to the Raiders’ third playoff appearance in 22 years?

That’s the next test.

“The culture that AP has established — not only on the roster, but on the coaching staff — is pretty special,” Steckel said. “We talk about the brotherhood and the camaraderie all the time. It’s a message that I know, offensively, Luke Getsy will echo all the time. And when it’s important to the guys who lead the organization, it starts to be important to you. It just trickles down.

“You build a great culture, and a lot of times great results follow. And I can tell you that we are building a great culture right now.”

TIGHT END BROCK BOWERS

THE ATHLETIC

Brock Bowers' story comes full circle as Raiders' first-round pick

By Vic Tafur

May 30, 2024

Like a child still marveling at their surprise gift long after they opened it, the Las Vegas Raiders lined up rookie tight end Brock Bowers inside and out wide at OTAs last week. They even handed him the ball out of the backfield a couple of times.

A month has passed, and the Raiders still can't believe Bowers was on the board at pick 13. Yeah, it was like hitting a Las Vegas jackpot.

"I'm extremely excited," offensive coordinator Luke Getsy said last week. "Brock's a unique guy. ... This league is about finding as many dynamic guys as you can get on your team. I think he's just one of those elements that gives us an opportunity to do a bunch of different things."

Bowers has a great catch radius and explodes down the field after his catches. He is also a man of few words.

"I just try and turn good plays into great plays," he said.

Watching him at the University of Georgia and, now, with the Raiders, no one would have guessed that one of the NFL's more unique, dynamic young playmakers got his start at a nondescript high school program in Napa, Calif. More accurately, Bowers' origin story began in eighth grade at KT Prep, a national seven-on-seven academy in Danville, Calif.

"We are at Diablo Valley College practicing — and we had a pretty good seven-on-seven team that we were coaching — and this eighth-grader came out onto the field," former NFL running back Maurice Jones-Drew said. "He started killing these juniors and seniors. We had some kids that were going to big-time college programs. I was like, 'Who is this dude?'"

Jones-Drew didn't know what KT Prep founder Nathan Kenion had in store for him that day. Kenion had been surprised himself when he first met Bowers.

"He was a big, 6-foot-1 kid with big hands and big feet," Kenion said. "I thought he was a swimmer. I thought he was going to be a little clumsy his first time on the field. But he wasn't. It was the complete opposite. He already had good speed and he caught the ball well, and I remember looking at the other people on the sideline and being really excited."

Now 6-foot-3 and 240 pounds, Bowers went on to star at Georgia, where he became the first back-to-back winner of the John Mackey Award, given to the nation's top tight end. He joined Herschel Walker and David Pollack as the only Bulldogs to be named All-America three straight years and finished his career with 26 receiving touchdowns and five rushing TDs.

That first day Jones-Drew saw him, he saw that Bowers was a competitive, natural receiver who ran good routes. Then he didn't see Bowers again for 18 months (due to some broadcasting opportunities) — until a seven-on-seven tournament in Los Angeles.

"I couldn't believe it. He had changed drastically," Jones-Drew said. "He had gotten bigger and stronger and still had that burst. He was the best player on the whole circuit. By far. And he was only a sophomore. He was so strong, and we just threw the ball to him all day. He was unguardable. The last game, it was on the line and we threw him a post into double coverage and he comes down with it to get us within one point.

"We then go for the win, and we throw him a slant and the defense is all over him. He catches the ball and the safety lowers his shoulder and hits him and the ball rolls out and we lose."

Bowers came to the sideline in tears.

"He was like, 'My bad, I can't believe I lost us the game,'" Jones-Drew said. "I was like, 'What are you talking about? We wouldn't be here if it wasn't for you.' He cares so much."

KT Prep has had more than a handful of players make the NFL, but Bowers is — pardon the cliché — a unicorn. Take the Nike SPARQ Combine his sophomore year in high school, where Bowers ran a 40 for the first time.

"He didn't know how to do a three-point stance," Jones-Drew said. "So, on his 40-yard dash, he did a defensive end stance instead of a track stance. And he ran a 4.5."

Said Kenion: "He also had a 40-inch jump and was unguardable, and that's when the recruiting really took off."

Bowers had one offer (Nevada) before he walked into that combine. Afterward, the recruiting faucet turned on, and once the film of Bowers' first game of his junior season was out, it was a flood.

"The phone started going crazy," said his father, Warren Bowers. "There aren't a whole lot of guys who come out of Napa High School, so it was a big thrill for the school to have all of the top coaches wandering around."

Bowers took it all in stride.

"He is a really quiet kid who never talks back and aims to please," Kenion said. "He is a real throwback, a coach's dream. And he always went full speed and never asked for a play off. He'll rip something off the bone before he slows down or shows he's in any pain."

Bowers comes from a family of athletes, so doing everything it takes to win came naturally. His mom, DeAnna, was an All-American softball player and is in Utah State's Hall of Fame, while Warren was an All-Big West center on Utah State's football team. Brock's lone sibling, older sister Brianna, played softball at Sacramento State.

"It was definitely a competitive household," Brock said. "We couldn't play too many games as a family."

When Brock was 10, the family found a game at Legoland in which teams had to pump water from a fire truck and hit targets. The losing team walked, while the winners stayed on. Other families were

less than thrilled at the Bowers clan's high-fiving zeal as they won eight or nine straight before walking off and retiring as sweat-soaked champions.

"We don't take anything lightly," Warren said, adding that the title of "best athlete in the family" is still hotly contested. Warren, though, takes credit for Brock's explosiveness after the catch.

"My wife says she will beat me in a 40-yard dash, but that I would be winning the first 10 yards, so I must have the burst," he said, laughing.

His parents and their friends first noticed their son was different in sixth grade on his traveling basketball team.

"He was getting by bigger and bigger kids with his first step, and once we got to KT Prep, we really started taking the show on the road," Warren said.

Brock, meanwhile, was dedicated to ensuring the show only got better.

"We practiced 45 minutes from him, and he never missed a practice," Jones-Drew said. "He was professional back in the eighth and ninth grade. And he is just a crazy athlete at that size and speed."

Oregon and Washington were high on his list at one point. Stanford — a local school known for academics and for producing top tight ends — came into the process too late. ("He had already picked his top six schools; we were heading up to go fishing one day when they called," Warren said, "and he told them that he appreciated the phone call but no thanks.") Notre Dame wanted him as a pass rusher. LSU just wasn't the right fit despite then-coach Ed Orgeron's persistence. ("Brock would say, 'The Cookie Monster left a message again,'" Warren said, referring to Orgeron's raspy voice.)

Bowers and his parents liked the coaching continuity at Georgia — something Brock didn't have in high school — as well as the small-town family vibe there, and he didn't get the same feeling on their trip to LSU.

"His parents knew he was talented, but there was a point where they may have wondered if he was Georgia talented," Kenion said. "And I told them he could go anywhere and play. I compared him to Travis Kelce and George Kittle, and he would beat both those guys in a foot race."

Bowers wanted to play against the best players in the country, and he also wanted to hunt and fish in his spare time.

"At Georgia, he would be 20 minutes away from the middle of nowhere fishing or 30 minutes away from turkey and deer hunting," said Warren, who passed on his father's love of the outdoors to his son.

Bowers got a jump on Georgia living when Napa High canceled his senior season due to the COVID-19 pandemic and he enrolled in college a semester early, in January 2021.

"He had been training that fall when he took his last two classes, and he showed up in Georgia in great, great shape," Warren said. "He was running every single day, and I think part of that was out of frustration at losing his senior year."

Todd Monken was the offensive coordinator then at Georgia, the role he now holds with the Baltimore Ravens.

“We didn’t know exactly what we were getting in Brock,” Monken told reporters in 2022. “We knew he was rare in how he worked. We knew he was fast, and then all of a sudden, that catch-and-run at UAB (an 88-yard touchdown) ... we were like, ‘I don’t know, that’s different.’ The GPS says one thing and then that happened and we’re like, ‘Let’s keep trying that.’”

Georgia did a good job of moving Bowers around; he finished his career with 876 snaps as an inline tight end, 818 in the slot, 214 as a wide receiver and 41 in the backfield.

“We were able to throw some defenses off,” Bowers said at the NFL Scouting Combine. “It was awesome playing under (Monken). We were able to install things the week before a game, make everything look the same and find the defense’s soft spots.”

Bulldogs tight ends coach Todd Hartley said Bowers was the hardest-working kid he’s ever met.

“He’s got extreme talent, he can run, he can jump, he can catch, he’s tough. But what makes him special to me is his competitiveness,” Hartley told reporters last season. “He gets pissed off when I take him off the field to get another kid some reps, (asking) what he did wrong. He wants to be great.”

Said Jones-Drew: “I have never seen him plateau. He just keeps getting better and better and better.”

As a kid in Napa, Bowers would check out the Oakland Raiders’ training camp — at Bowers’ middle school behind the Napa Valley Marriott.

“It’s kind of cool how things come full circle like that,” Bowers said after being drafted. “Derek Carr was there, and I got an autograph from him, so that was pretty sweet.”

This summer, Bowers will be the one signing the autographs.

ESPN

How Raiders plan to upend Patrick Mahomes, Chiefs dynasty

By Anthony Olivieri

September 12, 2024

SITTING IN THE visitors' locker room after Game 6 of the 1988 NBA Finals, Detroit Pistons guard Isiah Thomas knew his badly injured ankle needed treatment. But the Los Angeles Lakers, who had just beaten the Pistons by a point, wouldn't help. Not even with ice.

As Thomas thought about Game 7, the door to the locker room swung open and in walked Mike Ornstein. Known as an NFL fixer, Ornstein had been former coach John Madden's gofer before being promoted to the executive suite, where he worked for Al Davis, owner of the Los Angeles Raiders.

"Al Davis said you can come over and use his facilities," Thomas recalls Ornstein telling him.

Ornstein had met Thomas before; he had been around the Pistons, whose bare-knuckle style had them nicknamed "The Raiders of the NBA." The comparison had delighted Davis, who sent the Pistons 15 boxes of white-knit sweaters with silver-and-black Raiders logos earlier in the season.

Thomas made the six-mile drive from the Great Western Forum in Inglewood, California, to the Raiders' facility in El Segundo, where the team was based during its 13-season stint in Los Angeles. Pistons trainer Mike Abdenour accompanied Thomas. "We had access to everything," Abdenour said. He worked on Thomas' ankle, and the Raiders staff helped, too.

While Thomas was getting treatment, he struck up conversations with Raiders players who were in the building during the offseason. There was Howie Long, the future Hall of Fame defensive lineman, and Matt Millen, the linebacker who would be named to the Pro Bowl, and Marcus Allen, the running back who was the MVP of the Raiders' last Super Bowl victory nearly five years earlier. They talked about how to dictate a game and how to play, think and act as one.

"We would have long, long, long, deep conversations about football, basketball, how it works, and how we can connect the two," Thomas said, "... They liked our tenacity, and then we just started telling Raiders stories."

The Pistons weren't shy about being connected to the old Oakland Raiders, wearing the villain's persona with pride. Their path to the Finals saw them beat an ascending Michael Jordan and the Chicago Bulls with a combative style.

It was known as The Jordan Rules.

In El Segundo, Thomas said he spent the night at the facility and left with a Raiders shirt, gifted by Ornstein, that read "Real Men Wear Black." He was pictured on crutches, wearing the shirt, ahead of Game 7.

There was a Compton, California, kid who was influenced by both franchises. Antonio Pierce grew up a fan of the Raiders; his first memory of the silver and black, as a 5-year-old boy, was of Allen reversing

field on his way to pay dirt in Super Bowl XVIII. As the franchise became a symbol of late '80s counterculture, its hats famously showcased to a burgeoning MTV generation by artists like N.W.A, Pierce wore a Raiders Starter jacket. He's now the head coach, in his first full season after an interim stint, of the Las Vegas Raiders.

But this time, Pierce wants his Raiders to emulate Thomas' Pistons who were emulating the old Raiders, completing an unlikely circle. And the Michael Jordan he wants to thwart is Patrick Mahomes, the three-time champion quarterback of the rival Kansas City Chiefs. Making Mahomes the center of a defense's attention isn't a novel concept, but with the connection between the Raiders and Pistons in mind, Pierce's team has a unique mission.

"We've got The Jordan Rules," Pierce said on an episode of "The Rush," a podcast co-hosted by Raiders defensive end Maxx Crosby, in February, "and what I'm calling, from now on as long as I'm here, The Patrick Mahomes Rules."

TO OVERCOME MAHOMES, the Raiders must transcend both sport and era, while tapping into their own storied history.

The Raiders debuted in Oakland in 1960, one of the eight founding members of the AFL. They quickly took on the persona of both their hardscrabble hometown, a port city that historically has housed the working class, and the man who would become their maverick owner.

"Oakland was the Bay Area and not the trendy, rich side, the San Francisco side of the Bay Area, but the East Bay," said author Matt Ehrlich, who wrote the book "Kansas City vs. Oakland: The Bitter Sports Rivalry That Defined An Era." "The Raiders' franchise and the image that they cultivated [connected] with Oakland's self-image as being that of an underdog.

"[But] the Raiders' identity really was an outgrowth of Davis' identity."

Davis arrived as the franchise's head coach and general manager in 1963. He changed the team colors from black and gold to silver and black. He eventually became the team's owner and one of the most influential figures in pro football history. An outsider from the start, Davis even had a short stint as AFL commissioner, taking the establishment NFL head on before the leagues merged in 1970.

The Raiders of the 1970s had a secondary -- safeties George Atkinson and Jack Tatum, along with cornerbacks Willie Brown and Alonzo "Skip" Thomas -- who were known as the "Soul Patrol," a hard-hitting group fueled by intimidation. Pittsburgh Steelers coach Chuck Noll once described Atkinson's play, the day after an especially brutal hit, as part of the game's "criminal element." Tatum, nicknamed "The Assassin," said his signature hits were akin to "felonious assault," and Thomas was called "Dr. Death."

"They always embraced that villainous image," Ehrlich said. "They've always tried to have that kind of swagger."

By 1974, an NFL Films video showed the team's season highlights over an ominous tune, with drums and trumpets building to a crescendo as the Raiders wrecked their opponents. "The autumn wind is a pirate, blustering in from sea," broadcaster John Facenda began. He continued: "The autumn wind is a Raider,

pillaging just for fun." It became part of the franchise's lore, and Facenda's voice became synonymous with the NFL's tough guy image.

The Raiders went on to win three Super Bowls, in the 1976, 1980 and 1983 seasons. But they haven't won one since. They moved from Oakland to Los Angeles and back to Oakland before leaving for Las Vegas before the 2020 season. They haven't won a playoff game since January 2003, the same month as their last Super Bowl berth. Davis died in 2011, handing the franchise to his son, Mark, who has presided over eight coaches in 14 seasons during which he was controlling owner. Pierce is the third coach since Jon Gruden resigned five games into the 2021 season, when reports surfaced that emails he sent years earlier as an ESPN employee had racist, sexist, homophobic and transphobic language.

During his introductory news conference in January, Pierce nodded to his earlier years as a fan. Then, this past July, to decidedly less fanfare, the Raiders returned to Southern California, holding their training camp in Costa Mesa, less than 40 miles south of their old facility in El Segundo.

Before one July practice, Pierce told the gathered media that he expected "bang-bang" when his players put pads on for the first time. He talked about his memories of participating in the Oklahoma drill, the since-banned, survival-of-the fittest staple of old-school football, as a player. On the field, defensive assistant Rob Ryan, a member of one of the NFL's first families, shouted instructions, hair flapping in the breeze, and franchise sack leader Greg Townsend looked on just steps away.

But this was a different league than the one dominated by Tatum and Atkinson. Over the past 20-plus years, the NFL has implemented rules changes to both encourage offense (in 2004, league officials cracked down on illegal contact on receivers after 5 yards) and ensure safety (the league's website says there have been more than 50 rules changes since 2002 "to eliminate potentially dangerous tactics"). Many of those are centered on protecting quarterbacks like Mahomes.

So, Pierce must use a different blueprint to help his players understand their mission.

"You remember when Jordan was going through it with the Pistons, all those guys in the '80s," Pierce said on Crosby's podcast, "before he became Michael Jordan, Air Jordan, the Pistons used to whup his ass. Any time he came to the hole? Elbows, feeling him, love taps. We touched him. We're in the head, mentally, physically, emotionally, spiritually, I'm touching you.

"So, I showed those guys Jordan getting his ass whupped."

BEFORE HE RECEIVED those so-called love taps, Jordan scored 59 points against the Pistons one afternoon in early April 1988. The Bulls won by 2. Pistons coach Chuck Daly later said that's when The Jordan Rules were born.

Jordan was amid one of the greatest individual seasons of all time. He would become the first player in NBA history to win regular-season MVP and Defensive Player of the Year in the same year. But heading into the 1987-88 season, Jordan's Bulls had yet to make it out of the first round of the playoffs. They would make it to the second round, in May 1988, only to be ousted in five games by the Pistons, who would go on to make the NBA Finals. The Pistons lost Game 7 of those Finals, which Thomas played with a limp, but they were the team to beat in the East.

"The Bulls had the best player: Jordan," said former Chicago Tribune writer Sam Smith, whose book "The Jordan Rules" came out in 1991 and became a New York Times best-seller. "All Star. MVP. Defensive Player of the Year. Most popular. Not considered the greatest of all time yet, but elite for his era and certainly better talent than anyone on the Pistons.

"The Pistons, they were belittling Jordan all the time, saying, 'Yeah, score all your points, but you can't win the games,' which continued to raise his frustrations toward them."

Pejoratives were used to describe center Bill Laimbeer, who opponents called a cheap-shot artist. And power forward Rick Mahorn was viewed as a hockey enforcer in an NBA player's body. Jordan accused Mahorn and forward Adrian Dantley of deliberately trying to injure him during the 1988 season and got in a fight with Laimbeer during the playoffs. The role of heel became a part of the Pistons' identity.

Thomas told ESPN that NBA video personnel were embedded with the Pistons during the 1987-88 season. As an ode to a line from the 1983 movie "Scarface," Thomas used to rally his teammates before games by belting out, "Say hello to The Bad Boys because you're never going to see bad boys like us again." The NBA-issued team video was named "Bad Boys: 1987/88 Detroit Pistons," and the name stuck. And the Pistons embraced it.

"I was very critical of how they were describing our play," Thomas said. "And so you get to the point where, OK, well, if this is the [label] they're going to stick on that, then in sociology and psychology class, you say you adapt a label and you try to make it work for you as best you can."

As "The Bad Boys" gained momentum, and kept winning, a Detroit Bad Boys logo was born. It had white lettering over a black background, and there was a skull and crossbones over an orange basketball. Fans wore T-shirts with the logo, and there was even a flag at home games.

"This is where Al Davis and the Raiders, the connection came through," Thomas said, "because we were playing with a mentality of toughness and mental toughness where the league was looking at it as physical toughness."

Ornstein, the NFL fixer, died in July. He went on to become Reggie Bush's marketing agent. He would be sentenced to eight months in jail for "conspiring to scalp Super Bowl tickets and selling fake 'game-worn' jerseys." CBS Sports even reported a connection to the New Orleans Saints and "Bountygate." But during the heyday of "The Bad Boys," he was an outsider who became a Pistons insider. He even went to Abdenour's wedding. The connection had endured.

Davis gave Raiders jerseys to the Pistons with their names and numbers on the back. The Pistons of that era rattled other teams, there was even an instance where before a game, the Pistons sent their whole roster to the pregame captains meeting. "In our Raiders jerseys," Thomas said. Teams usually send one or two players.

"The game was over," Abdenour said, "before it started."

FIRST, PIERCE made sure his team hated the color red.

The old AFL rivalry between the Raiders and Chiefs had been one-sided. Heading into the Christmas Day 2023 matchup, Mahomes-led Chiefs teams had won 10 of 11 games against the Raiders. Ahead of the

Monday matchup, Pierce was reminded of the first game between the teams last season, four weeks prior, when the Raiders took a 14-0 lead but lost 31-17. Pierce didn't want that to happen again.

So, in the week leading up to the game, after his players built up a sufficient aversion to the Chiefs' home reds, Pierce explained to Crosby on his podcast how he separated his preparation into four quarters.

On Wednesday of that week, he showed his team the three-round bout between Marvin Hagler and Thomas Hearns from 1985 that includes what many consider the best first round in boxing history, a slugfest that had constant action from the start. It set the tone for a clash.

On Thursday, it was Nate Diaz vs. Conor McGregor from UFC 196 in 2016. After McGregor had his way in the first round, Diaz forced McGregor to submit in the second with a rear-naked choke. It showed resilience.

Before Saturday's final part, footage of 12- and 15-round Muhammad Ali fights, and on Friday Pierce showed his team how it can achieve a tactical advantage. He had televisions in the room playing footage of the Raiders and Chiefs -- and another with Jordan getting swarmed by Pistons. The footage showed how the Pistons wouldn't allow Jordan any space on the court.

They bumped him when he didn't have the ball and knocked him to the floor when he did.

When he wanted to be in the middle of the court, they sent him to his left.

When he was isolated on the wing, they funneled him toward three or four hulking defenders in the middle.

"We wanted to force [Jordan] to be a decision-maker," Thomas said. "He's got to make decisions, and he's got to be under duress making those decisions. So consequently, when you're trapping him, you're sending him to his weaker hand, which is his left side. ..."

"All the great players want it their way. They want it easy. They want to walk in and score their points and look good and everybody clap for them and go home. Well, we don't let you do that."

It was a blueprint for how Pierce hoped to attack Mahomes.

"We've got to knock off the head of the snake," Pierce said on the podcast.

In that Christmas Day game, with the footage of Jordan fresh in their minds, the Raiders defense took over, scoring two touchdowns on consecutive plays -- a scoop and score by defensive tackle Bilal Nichols and a pick-six by cornerback Jack Jones. Las Vegas won 20-14.

Mahomes was sacked four times, the most by the Raiders against Mahomes since he entered the league, according to ESPN Stats & Info. The 22 pressures were the most by the Raiders against the Chiefs in four years, and the 20 quarterback contacts were the most against Mahomes by any opponent. The old Oakland Raiders were back for one game.

The smell of victory cigars wafted out of the Raiders' locker room.

The Chiefs haven't lost since.

"ULTIMATELY," SAID OSI Umenyiora, an ex-NFL defensive lineman and Pierce's former teammate on the New York Giants, "you don't have to play dirty."

Those Giants won perhaps the most famous Super Bowl title in history, toppling Tom Brady's previously undefeated New England Patriots in dramatic fashion. Brady was sacked 21 times in 578 pass attempts during the 2007 season. In Super Bowl XLII, he was brought down five times while being hurried, pressured and forced out of his comfort zone.

"[Mahomes] needs to feel you in his vicinity," Umenyiora said. "He needs to feel you breathing down his neck. He needs to understand he doesn't have time to make these throws. You're going to disrupt the rhythm of their offense."

"He hands the ball off, you're going to smack the running back. You're going to make him uncomfortable, move off the spot. You're going to be in his space when he's throwing the ball. As his motion is coming down, maybe he's hitting his hand on your helmet. You have to be around him. And I think that's pretty much all they're going to be able to do."

Jessie Armstead, special assistant to the GM for the Giants and a former Pro Bowl linebacker, talks to Pierce weekly on the phone. The two became fast friends in Washington during Pierce's second year. Armstead said that he knows Pierce's mentality because it's his own. Armstead said there are ways for a defense to gain a mental edge despite rules that have increasingly protected quarterbacks over the past two decades.

"Hopefully," Armstead said, "something you do will start irritating that quarterback."

That's where Patrick Graham comes in. The Raiders' defensive coordinator acknowledged that there is a special set of principles when facing the best quarterback in the game, like when the Giants -- or anyone, for that matter -- faced Brady.

"You're dealing with a quarterback who has full access to the field with his arm," Graham said. "He's had a ton of reps. So, it's going to be hard to disguise and trick him."

So, the defense molded by Graham and Pierce went back to the basics. When talking to ESPN about it during training camp in July, Graham used defensive buzz words. Effort. Discipline. Communication. Disrupt the timing of receivers. Make it hard to throw from the pocket on time and on target.

"But it starts with the mental," Graham said, "in terms of knowing that it's going to be a tough task. So, the rules are just to give yourself a shot."

Brad Donohue, a clinical licensed psychologist and professor at UNLV, works with amateur and professional athletes on both giving and receiving intimidation. Donohue has the athletes watch videos, including one of Laimbeer throwing Larry Bird to the floor in a 1980s NBA game before Bird comes back and scores on him. Donohue mentions strategies like Jim Brown walking in front of the competition on purpose before the game or Walter Payton hopping up spryly after a big hit to show he wasn't fazed.

"There's a science and skill set to intimidating optimally," Donohue said. "Basically, trying to lead the opponent into a state of timidity, overconcern and anxiety. Learning to use intimidation optimally requires practice, and years of experience, which is why most intimidators are exceptional at what they do.

"I've found the benefits of intimidation are clear in boosting confidence, increasing adrenaline and positive emotions, motivation and ability to distract opponents from their gameplan."

Then, when you're playing Mahomes, you also have to pray.

PATRICK MAHOMES, LIKE Michael Jordan before him, has shaped the legacies of his teammates and contemporaries as much as his own. There may be a potential NFL quarterback counterpart for every Patrick Ewing, Clyde Drexler, Charles Barkley, John Stockton and Karl Malone, who finished their careers without a title because of Jordan.

In July, ESPN released a list of the best quarterbacks in the NFL, according to league executives, coaches and scouts. Six of the top seven -- including Mahomes at No. 1 -- play in the AFC. The Bengals' Joe Burrow, No. 2 on the list, has lost to Mahomes twice in the AFC Championship Game. The Bills' Josh Allen, ranked No. 3, has lost to Mahomes three times in the playoffs. The fourth quarterback in the rankings, Lamar Jackson, lost to Mahomes in last year's AFC title game, and Justin Herbert, No. 6 on the list, is stuck in Mahomes' division, unable to win it.

The Raiders, without a star quarterback and thought to be among the league's worst teams, are in that division, too. Pierce, though, brings a reason for optimism: His defense allowed just 16 points per game in the nine games -- five of them wins -- during his interim tenure last season. But he will be judged, ultimately, on how he stacks up against the Raiders' oldest rival.

Pierce wasn't interviewed for this story, but he did tell ESPN's Andscape in August "at the end of the day, you've got to try something different. You've got to try to make the change you want," in reference to not backing off any actions since becoming Raiders coach. A Chiefs spokesman said that Mahomes hasn't been asked about Pierce's comments since they happened shortly after February's Super Bowl, when there was no media availability. The spokesman didn't respond to a follow-up request for comment.

Mahomes and the Chiefs aim to become the first NFL team in the Super Bowl era to win three consecutive championships. Jordan, of course, is famous for winning his six championships in two separate three-peats. On the NBC broadcast before the NFL's season-opening game between the Chiefs and the Ravens, The Mahomes Rules were a topic of conversation.

"It's the highest compliment that our team could receive, to be embraced by another sport, in particular football," Thomas said. "But I wouldn't say our style of play [is what's being emulated]. I would say what's being incorporated is our mentality."

For the Raiders, translating that into wins is another story.

In the season opener against the Chargers, the Raiders defense allowed just 83 total yards and two first downs in the first half en route to a 7-6 lead. With the game in the balance in the fourth, when the Raiders trailed 16-10 with 7:15 remaining, Pierce decided to punt on fourth-and-1 from the Chargers' 43.

The Raiders were the first team to punt on fourth-and-1 in opposing territory in the fourth quarter in a one-score game since 2016.

"We got what we wanted," Pierce told reporters after the game.

The Raiders had all three of their timeouts. The Chargers were pinned back on their own 8-yard line after the punt. Pierce's defense was on the field.

Los Angeles promptly took the ball and drove 92 yards for the deciding score thanks to a 61-yard run by J.K. Dobbins that led to a 10-yard score from rookie WR Ladd McConkey.

"Again, defense was the strength for the most part of the game," Pierce said.

After the score, the Chargers went for two, and running back Gus Edwards was stopped short. But players from both teams spilled out the back of the end zone as multiple fights broke out when the play finished. Flags flew. Punches were thrown, and there were two ejections: Chargers wide receiver Joshua Palmer and Jones, the Raiders cornerback.

"Undisciplined," Pierce said of the brawl.

Las Vegas lost 22-10.

Ultimately, the principles of The Mahomes Rules are the same that have defined defensive football for generations: play together, play physical, be relentless, go get the quarterback - and capture any mental edge available against an opponent.

For the Raiders, Jackson and the Ravens are the next test.

Mahomes and the Chiefs arrive in Las Vegas for Week 8. That's six weeks away.

THE ATHLETIC

For 3 Raiders, their Father's Day gift is hopefully wearing the same uniform as Dad

By Vic Tafur

June 15, 2024

HENDERSON, Nev. — Jalen McKenzie was 12 when he first walked through an ivy tunnel behind the Napa Valley Marriott and hit the field for Oakland Raiders training camp.

His dad, Reggie, was the team's general manager (and a former player), and the slack-jawed Jalen would watch the players run around and work on their craft — one the super-sized kid had big dreams about himself back then. One day when Jalen was roaming the sidelines, Hall of Famer Willie Brown pulled Jalen aside. And then another day, another Hall of Famer, James Lofton.

"Willie Brown was this larger-than-life type of character, the coolest cat you will ever meet," McKenzie said. "I couldn't believe these guys were talking to me. James Lofton told me that every time you touch the grass is an opportunity to get better. And that always stuck with me."

The moment and the memories hit Jalen harder than the 111-degree heat after minicamp practice Wednesday. He is 24 now, and the offensive tackle was on the Las Vegas Raiders' practice squad last October before re-signing with the team in February. Yeah, McKenzie is trying to make his dad's team. And Brown's and Lofton's team. McKenzie is one of three former Raiders' sons now on the field, as veteran offensive lineman Andrus Peat was signed away from the New Orleans Saints and undrafted rookie Ron Stone Jr. is trying to follow in Ron Stone Sr.'s footsteps.

The older Stone played guard for the Raiders in 2004 and 2005, and his son wearing Silver and Black is the best Father's Day gift possible.

"Him just getting a chance to play in the NFL is great, but having a chance to play at one of my old stomping grounds put a big smile on my face," Stone said in a phone interview this week. "It was a real proud moment for the Raiders to pick him up."

Stone Sr. played for coach Norv Turner when he was with the Raiders, and Norv's son, Scott, is on the staff as the pass game coordinator. The Raiders also have a new coach: young offensive assistant De'Andre Pierce. His dad is Raiders coach Antonio Pierce, who got a little nostalgic and sentimental when talking about his son Thursday.

"There's nothing like that relationship," Antonio Pierce said. "As fathers, we get beat up a lot. I wasn't a deadbeat dad. I was always there for my son, and I'm proud of where he is. I'm proud of all my children. And I'm just proud of the men that we have in this building because I think we've got some excellent men in his building. ... Happy Father's Day."

Peat's dad, Todd, played three years for the Raiders as an offensive lineman in the 1990s. Andrus spent the first nine years of his career with the Saints before heading to Las Vegas. Good things come to those who wait.

"It was a dream come true," Andrus Peat said. "Growing up, as young as I can remember, I was a Raiders fan. And the three years my dad played here, he always had great things to say about the

organization, teammates, ownership, coaches and the great tradition. He had a lot of great stories.”

Andrus was born in 1993, Todd’s last year with the Raiders and the final season of his seven-year NFL career. (He also played a year for the World League’s Frankfurt Galaxy in 1995.)

“Every baby picture there is of me, I am wearing Raiders gear,” Andrus said.

Jalen was the same way.

“I have been riding for this brand since I was born,” he said.

McKenzie played at USC before being on and off the Seattle Seahawks’ practice squad the last two years.

“That was a great feeling when he signed with the Raiders,” Reggie McKenzie said in a phone interview. “Anytime your son not only follows in your footsteps but plays ball and loves it like he does, and then gets to line up and wear the same uniform, that’s the best. My oldest son (Kahlil) played at the University of Tennessee, where I did, and that was also a great feeling.”

Jalen McKenzie is 6 feet 4, 310 pounds and had to wait as a kid to fully embrace football.

“My sons loved football even before they started playing it,” McKenzie said. “They were always a bit too heavy to play youth football early on, and Jalen didn’t start playing until he was 9 or 10. He was too big. He wasn’t allowed. But when he started playing tackle football, he loved it. I thought he might play baseball because he was very good and nobody could touch his high heat, but he tore his ACL and couldn’t play baseball for a year, and from that point he locked in on football.”

Like Jalen, the elder McKenzie would have been undrafted, but the NFL had 10 rounds back in 1985, and the Tennessee linebacker was the 275th player picked.

“One of the best feelings I have ever had was when coach Tom Flores pulled me aside after the third preseason game and told me I had not only made the team but was going to be starting,” McKenzie said. “That was a moment I will never forget.”

Stone Jr. was also undrafted out of Washington State and says he never considered playing for the Raiders until his agent mentioned they were interested as the draft wound down.

“He said Raiders and I was like ... the Raiders? The Las Vegas Raiders? And then I told my dad,” Stone Jr. said. “It was pretty exciting when we all sat there and realized that the place where his career ended is where mine is starting. It’s a full-circle moment.”

Raiders defensive line coach Rob Leonard said Tuesday that this is the best group of players he’s had in his 12-year coaching career, and Stone Jr. can feel that. Not only the sheer talent and relentlessness of guys like Maxx Crosby and Christian Wilkins but also the leadership and selflessness of all the players in the meeting room.

“I am super blessed to be in that room with guys that truly care about each other, starting with Maxx and Christian on down to the guys who just got here like Charles Snowden,” Stone Jr. said. “They’re all here to help, and they want everyone in that room to succeed.”

The young players were finding their feet at the offseason workouts and this past week's mandatory minicamp. But so are the young coaches, like De'Andre Pierce. He is helping out the offense — he was a defensive quality control coach at Cal Poly San Luis Obispo last season, his first year coaching — and was holding the pads during an offensive line drill last month when rookie guard Jackson Powers-Johnson sent him flying.

He is loving the transition after playing six years as a safety in college at Boise State and Arizona State.

“Like the players, I am still learning the system,” the younger Pierce said Tuesday. “And how I try and help the offensive players is by telling them what I would try and how I would approach things and attack it as a defensive player.

“As a player and now as a coach, my big thing is always have a countermove. The moment you're out there and the opposing player does something and you don't have a counter, that's the most terrifying thing to me.”

Pierce played for his dad at Long Beach Poly High, and then his dad was on the staff at Arizona State, so the third time is the charm. De'Andre Pierce played for his dad in high school and part of his college career at Arizona State. Now he's on his dad's staff with the Las Vegas Raiders. (Joe Nicholson / USA Today)

“I grew up in the game of football with him,” the younger Pierce said. “This is the most comfortable I could be because everything that he believes in and preaches as a coach, that's all me as well. I am a little more calm and more neutral than he is. ... (Snaps his fingers.) He can flip it on in a switch.

“But in terms of mindset and everything I would want to do as far as when I get to his level, I would do it his way.”

His father was a great leader as a player with the New York Giants and now as a coach, and the Raiders players clearly bought in when he took over as interim coach last season. And his son is taking notes.

“He is a clear and concise communicator, and then he shows up every day with great purpose and energy,” De'Andre Pierce said. “The moment that a player sees a coach back off a little, they feel that they can back off. You always have to keep them on edge and keep it fresh.”

Antonio Pierce is pretty busy during a minicamp practice, firing up and instructing the defensive players as well as watching his assistants and taking time to learn the new offensive scheme. But every now and then, he glances over at his son and smiles.

“When I played, I had De'Andre at 18 years old,” Antonio Pierce said. “So, sophomore year of college, you've got a son, I'm chasing my career goal, and there's a lot of things I missed. There's a lot of graduations, performances, practices I couldn't take him to. And I didn't want a chance that when I got older and I finished playing that I missed those again.”

Rosters of coaches around the league are littered with head coaches' sons, and they all have to pay their dues.

“De’Andre has done a good job throughout his life of high school, playing college football, tried the pros, got into coaching,” Antonio Pierce said. “Listen, the opportunity came up. You put him on the staff, you put him at the bottom of the list, make him do the simple things, the hard things, things he’s not comfortable with. He’s over there coaching the O-line getting the hell beat out of him by Jackson, getting thrown out of the club.”

Ron Stone Sr., meanwhile, has kept his eyes on the Raiders through the team’s vast alumni events and visits, and he tells his son how lucky he is that there aren’t two-a-day practices anymore. Ron Stone Sr., left, played guard for the Raiders in 2004 and ’05. His son, Ron Stone Jr., is competing for a roster spot this season.

“They really take it easy on the guys,” Stone Sr. said. “They take real care of their bodies now. But I remember how much fun I had just being around the guys, and I am excited for my son to enjoy all that camaraderie and good stuff.

“This is his journey, and if I can help in any way, I will. He is a very smart player, and his technique is pretty good, so it’s going to be fun to see how things go.”

His son can’t wait for training camp to start July 23. And to run things by his dad.

“It’s always great to talk about things that he sees when he watches,” Stone Jr. said. “We play different positions, but he tells me what to look for from offensive linemen. What their goal is, their communication and their set and how I can use that to my advantage.”

When it comes to advice for training camp, McKenzie just told his son two things.

“Doggone, know what to do and go hard while you’re doing it,” McKenzie said. “Work the whole offseason on getting your technique down and studying the playbook. Then you go out there and just grind. As an offensive lineman, if you play smart and play tough and play to the whistle, that’s half the battle. Then your ability, size and strength comes into it and has to take over.

“You don’t always have to be the most powerful, but you have to be the best at your craft.”

Jalen plans to earn the coaches’ trust and show them, his teammates, his dad, his mom, his entire family — everybody — that he is appreciative of being a Raider.

“It’s a blessing in every sense of the word,” he said. “You put in the work every day not really knowing the outcome, not really knowing what all your dedication is going to bring. And then a situation comes up where it’s even more intense than your wildest dreams. It’s something you could never fathom.

“It’s not like when he was playing, my dad was ever thinking that it would be great if his son could play here one day. For the same team in a whole different city. ... It’s surreal how things fall into place, and you just take the opportunity, and you take it as far as you can.”

And that’s all any father could ask of his son.