



# NEW ORLEANS SAINTS

**WEEKLY MEDIA INFORMATION GUIDE**

## **TAMPA BAY BUCCANEERS VS. NEW ORLEANS SAINTS**

**OCTOBER 13, 2024 @ CAESARS SUPERDOME**

**GAME INFORMATION | ROSTERS | DEPTH CHART | STATISTICS | PLAYER MINIBIOS**



# WEEKLY RELEASE

NEW ORLEANS SAINTS



## TAMPA BAY BUCCANEERS [3-2] VS. NEW ORLEANS SAINTS [2-3]



GAME #6

SUNDAY, OCTOBER 13, 2024 - 12:00 P.M. (CST)  
CAESARS SUPERDOME - NEW ORLEANS, LA.

### THE MATCHUP

The New Orleans Saints [2-3] will look to bounce back and break a three game losing streak on Sunday when they host the Tampa Bay Buccaneers [3-2] for an important divisional matchup at the Caesars Superdome. It will be the first of two home contests in a five day stretch, followed up by a Thursday Night Football contest against the Denver Broncos.

Sunday's contest will be the 65th regular season matchup all-time between the two clubs - who became NFC South rivals in 2002 - with the Saints holding a 40-24 advantage in the series. New Orleans snapped a three-game losing streak against the Buccaneers last year in a 23-13 win at Raymond James Stadium, where the Saints moved into a tie for first place in the NFC South. The Saints hold a 21-11 advantage over Tampa Bay at home, including a nine-game winning streak that stretched from 1984-98.

On Monday Night Football, the Saints were defeated by the Kansas City Chiefs, 26-13, at GEHA Field and Arrowhead Stadium. While the New Orleans defense allowed only two touchdowns on seven red zone trips, they gave up 460 total net yards, as QB **Patrick Mahomes** threw for 331 yards. The Chiefs won the time of possession battle 39:56-20:04 and ran 80 plays to New Orleans' 51.

The New Orleans rushing offense struggled as RBs **Alvin Kamara** and **Jamaal Williams** were held to 35 yards on the ground. QB **Derek Carr** completed 18-of-28 passes for 165 yards with two touchdowns and one interception before leaving in the fourth quarter with an oblique injury.

Several Saints enjoyed standout performances. WR/RS **Rashid Shaheed** finished with four receptions for 86 yards [21.5 avg.] with a second quarter 43-yard touchdown. DT **Khalen Saunders**, who played for the Chiefs from 2019-22, caught an interception in the end zone on a tipped pass by CB **Paulson Adebo** and returned it 37 yards, setting up a scoring drive that ended with a six-yard TD reception by TE **Foster Moreau**.

New Orleans will defend a Buccaneers offense ranked 19th in the NFL in net yards per game [20th rushing and 11th passing], while the defense is ranked 30th [16th against the run and 28th against the pass]. The New Orleans offense led is tied for 17th in the NFL [tenth rushing and 21st passing, while the defense ranks 23rd [seventh against the run and 26th against the pass].

### CALLING THE ACTION

**TV:** FOX [WVUE FOX 8 locally] - Adam Amin [play-by-play], Greg Olsen [color analyst] and Pam Oliver [sideline reporter]

**LOCAL RADIO:** WWL [870 AM and 105.3 FM] - Mike Hoss [play-by-play], Deuce McAllister [color analyst] and Jeff Nowak [sideline reporter]

**SPANISH LANGUAGE RADIO:** Tropical Radio [830 AM, 94.7 FM-Baton Rouge and 105.7 FM-New Orleans] - Mario Jerez [play-by-play], Juan Carlos Ramos [color analyst] and Victor Quinonez [sideline]

## THE HEAD COACHES



Dennis Allen was hired as the 17th head coach in New Orleans Saints history on February 8, 2022. Now in his 29th year coaching and 23rd in the NFL, Allen has spent 14 seasons

in New Orleans in two separate stints, including six-and-a-half campaigns (2015-21) as the team's defensive coordinator prior to being promoted to head coach.

During his 23 years of coaching in the NFL, Allen has worked with 13 players who have combined for 26 Pro Bowl selections and he has also coached two *Associated Press* NFL Defensive Rookie of the Year winners and three members of the Pro Football Hall of Fame.

Allen's defenses have consistently been among the most productive in the NFL in a number of categories, including scoring defense, total yards allowed and sacks. The team's defensive play-caller since the middle of the 2015 season, the Saints are the only team in the National Football League to rank in the top ten in opponent points per game each of the past four seasons.

In 2023, Allen guided the Saints to win four of their last five games as the team turned in a 9-8 performance, narrowly missing the playoffs. New Orleans finished 5-3 at home, winning their last three at the Caesars Superdome and captured their last three division contests, including convincing victories over Tampa Bay and Atlanta to close the season.

Prior to rejoining the Saints in 2015, Allen served as head coach of the Oakland Raiders from 2012-14 and as defensive coordinator of the Denver Broncos in 2011.

Allen played safety at Texas A&M from 1992-95, where he started the final 21 games of his career before being signed as an undrafted free agent by the Buffalo Bills in 1996. Prior to entering the National Football League coaching ranks in 2002, Allen served as a graduate assistant at his alma mater from 1996-99 and as a secondary coach at the University of Tulsa from 2000-01. He earned a bachelor of business administration degree and a master's in kinesiology from Texas A&M.

Raised in Hurst, Texas, Allen and his wife Alisson have a daughter, Layla and a son, Garrison.



Todd Bowles is in his third season as head coach of the Buccaneers following three seasons as the team's defensive coordinator (2019-21). Bowles has led the Buccaneers to consecutive NFC South titles, becoming the

first coach in team history to lead the Buccaneers to consecutive playoff appearances and consecutive division titles in his first two seasons.

In 2023, led by first-team All-Pro S Antoine Winfield, Bowles was the play-caller for a defense that finished top 10 in the NFL in points allowed per game (19.1), sacks (48), rushing yards per game (95.3), yards per carry (3.8), red-zone efficiency (42.6 percent), goal-to-go efficiency (58.6 percent) and turnover margin (plus-8). On offense, newly signed QB Baker Mayfield put together career-highs in passing yards (4,044), passing touchdowns (28) and completion percentage (64.3). The signal-caller finished in the NFL's top 10 in passing touchdowns (seventh), passing yards (ninth) and completions (10th). He was one of two players to finish the season with 28-or-more passing touchdowns and 10-or-fewer interceptions, and became the second player in club history to throw for 4,000 yards, 25-or-more touchdowns and 10-or-fewer interceptions. Named the Pro Football Writers Association's Most Improved Player, Mayfield led a Buccaneers offense that saw year-over-year increases in points scored, point differential, turnover margin, passing touchdowns, passer rating, net yards per pass attempt, third-down conversion rate, fourth-down conversion rate and time of possession. Mayfield helped wide receivers Mike Evans and Chris Godwin each produce 1,000-yard seasons for the third consecutive year - the only set of wide receivers in the NFL to do so. On top of leading the league in receiving touchdowns, Evans reached the 1,000-yard mark for the 10th consecutive season - the longest such streak to begin a career and the second-longest streak overall in league history. Additionally, Tristan Wirfs made his third Pro Bowl in his first season as a left tackle after switching from right tackle.

Personal: Born in Elizabeth, N.J., he and his wife, Taneka, have three sons, Todd Jr., Troy and Tyson.

## STATISTICAL COMPARISON

### 2024 Regular Season League Rankings

	Saints	Buccaneers
Record	2-3	3-2
Scoring Avg. (NFL Rank)	28.0 [4t]	25.4 [9]
Opp. Scoring Avg. (NFL Rank)	19.2 [8]	22.8 [17t]
Total Off. (NFL Rank)	323.2 [17t]	321.8 [19]
Rushing Off. (NFL Rank)	127.2 [10]	108.8 [20]
Passing Off. (NFL Rank)	196.0 [21]	213.0 [15t]
Total Def. (NFL Rank)	356.2 [23]	378.2 [30]
Rushing Def. (NFL Rank)	105.0 [7]	119.8 [16]
Passing Def. (NFL Rank)	251.2 [26]	258.4 [28]
Punt Return Avg. (NFL Rank)	10.9 [10]	10.3 [12t]
Kickoff Return Avg. (NFL Rank)	28.3 [6]	29.5 [5]
Turnover Margin (NFL Rank)	+3 [7]	+2 [8t]
Possession Avg.	30:08	30:11
Touchdowns	17	14
Penalties	29	24
Penalty Yards	290	167
Opp. Penalties	32	29
Opp. Penalty Yards	282	288

## SERIES HISTORY

The Saints and Buccaneers first met in 1977. New Orleans has posted a 40-24 regular season record vs. Tampa Bay, the club's best winning percentage [.619] vs. an opponent they've played at least eight games against:

**In the 64 regular season games of the series there has been:**

- 2,156 points scored by New Orleans, 1,190 allowed.
- A seven-game regular season New Orleans winning streak from 2011-2014 and from 2018-2021.
- A 21-11 record for the Saints in games played at the Caesars Superdome.

- 27 games decided by double-digits.
- Seven games decided by 21 or more points.
- 34 games decided by seven points or less.
- A 41-point win by New Orleans on December 16, 2012, the club's first shutout against the Buccaneers.
- Since both clubs joined the NFC South in 2002, New Orleans has swept the regular season series eight times, the last in 2021.

## SUPERLATIVES

### RUSHING YARDAGE vs. TAMPA BAY [100+yards]

- RB **Rueben Mayes** - 24 carries for 172 yards, @ the Louisiana Superdome, Oct. 19, 1986
- RB **Chris Ivory** - 15 carries for 158 yards, @ Raymond James Stadium, Oct. 17, 2010
- RB **Craig Heyward** - 20 carries for 155 yards, @ the Louisiana Superdome, Nov. 11, 1990
- RB **Deuce McAllister** - 15 carries for 123 yards, @ the Louisiana Superdome, Oct. 8, 2006
- RB **George Rogers** - 23 carries for 120 yards, @ the Louisiana Superdome, Nov. 29, 1981
- RB **Deuce McAllister** - 26 carries for 110 yards, @ Raymond James Stadium, Nov. 2, 2003
- RB **Deuce McAllister** - 31 carries for 109 yards, @ Raymond James Stadium, Sept. 9, 2002
- RB **Deuce McAllister** - 21 carries for 102 yards, @ the Louisiana Superdome, Oct. 10, 2004

### PASSING YARDAGE vs. TAMPA BAY [300+yards]

- QB **Drew Brees** - 37-of-45 for 439 yards and three TDs, @ Mercedes-Benz Superdome, Sept. 9, 2018.
- QB **Drew Brees** - 29-of-45 for 383 yards and one TDs, @ Raymond James Stadium, Oct. 16, 2011.
- QB **Drew Brees** - 24-of-31 for 381 yards and four TDs, @ Mercedes-Benz Superdome, Dec. 29, 2013
- QB **Drew Brees** - 27-of-37 for 377 yards and four TDs, @ Raymond James Stadium, Oct. 21, 2012.
- QB **Drew Brees** - 35-of-57 for 371 yards and two TDs, @ Mercedes-Benz Superdome, Oct. 5, 2014.
- QB **Drew Brees** - 23-of-32 for 343 yards and three TDs, @ Louisiana Superdome, Sept. 7, 2008.
- QB **Ken Stabler** - 29-of-43 for 333 yards @ the Louisiana Superdome, Dec. 5, 1982.
- QB **Drew Brees** - 26-of-46 for 322 yards and one TD, @ Raymond James Stadium, Sept. 15, 2013.
- QB **Drew Brees** - 24-of-32 for 314 yards and three TDs, @ Raymond James Stadium, Nov. 5, 2006.

CONTINUED ON NEXT PAGE

## SUPERLATIVES

### PASSING (cont.)

- QB **Drew Brees** - 24-of-32 for 314 yards and three TDs, @ Raymond James Stadium, Nov. 5, 2006.
- QB **Teddy Bridgewater** - 26-of-34 for 314 yards and four TDs, @ Mercedes-Benz Superdome, Oct. 6, 2019.
- QB **Drew Brees** - 31-of-41 for 312 yards and two TDs, @ Raymond James Stadium, Dec. 13, 2015.
- QB **Drew Brees** - 26-of-39 for 307 yards and four TDs, @ Mercedes-Benz Superdome, Dec. 16, 2012.

### RECEIVING YARDAGE vs. BUCCANEERS (100+ yards)

- WR **Michael Thomas** - 11 receptions for 182 yards, @ Mercedes-Benz Superdome, Oct. 6, 2019.
- WR **Michael Thomas** - 16 receptions for 180 yards, @ Mercedes-Benz Superdome, Sept. 9, 2018.
- TE **Jimmy Graham** - 10 receptions for 179 yards, @ Raymond James Stadium, Sept. 15, 2013.
- TE **Jimmy Graham** - Seven receptions for 124 yards, @ Raymond James Stadium, Oct. 16, 2011.
- WR **Marques Colston** - 11 receptions for 123 yards, @ Raymond James Stadium, Nov. 5, 2006.
- WR **Willie Snead IV** - Seven receptions for 122 yards, @ Raymond James Stadium, Dec. 13, 2015.
- WR **Lance Moore** - Nine receptions for 121 yards, @ Raymond James Stadium, Oct. 21, 2012.
- WR **Marques Colston** - Seven receptions for 118 yards, @ Raymond James Stadium, Oct. 16, 2011.
- WR **Joe Horn** - Nine receptions for 118 yards, @ the Louisiana Superdome, Dec. 7, 2003.
- WR **Michael Thomas** - eight receptions for 114 yards, @ Raymond James Stadium, Nov. 7, 2019.
- RB **Reggie Bush** - eight receptions for 112 yards, @ Louisiana Superdome, Sept. 7, 2008.
- WR **Marquez Callaway** - six receptions for 112 yards, @ Raymond James Stadium, Dec. 19, 2021.
- WR **Devery Henderson** - Three receptions for 111 yards, @ Raymond James Stadium, Nov. 5, 2006.
- WR **Marques Colston** - Six receptions for 106 yards, @ Raymond James Stadium, Nov. 30, 2008.
- WR **Joe Horn** - Eight receptions for 108 yards, @ Raymond James Stadium, Sept. 9, 2002.
- WR **Joe Horn** - Five receptions for 106 yards, @ the Louisiana Superdome, Dec. 1, 2002.
- WR **Eric Martin** - Two receptions for 101 yards, @ the Louisiana Superdome, Dec. 6, 1987.

### SACKS vs. BUCCANEERS (3+)

- LB **Pat Swilling** - four sacks @ Tampa Stadium, Nov. 11, 1990.
- DE **Bruce Clark** - three sacks, @ Superdome, Sept. 9, 1984.
- LB **Darion Conner** - three sacks, @ Houlihan's Stadium, Sept. 18, 1994.
- DE/DT **Willie Whitehead** - three sacks, @ Raymond James Stadium, Nov. 2, 2003.

## SERIES FAST FACTS

**Saints' Largest Margin of Victory:** 41 points, Saints won 41-0 on 12/16/12 at Mercedes-Benz Superdome.

**Buccaneers' Largest Margin of Victory:** 27 points, Buccaneers won 48-21 on 12/23/01 at Raymond James Stadium.

**Current Series Streak:** Saints won last game, 12/31/23-present].

**New Orleans' Longest Winning Streak:** Seven games, 11/16/11-11/28/14 and 12/9/18-12/19/21.

**Buccaneers' Longest Win Streak:** Three games, 9/18/22-10/1/23.

**Most Points by Saints in a Game:** 44 points, Saints won 44-34 on 12/6/87 at the Louisiana Superdome.

**Most Points by Tampa Bay in a Game:** 48 points [two times, Tampa Bay won 48-21 on 12/23/01 at Raymond James Stadium and Tampa Bay won 48-40 on 9/9/18 at Mercedes-Benz Superdome.

**Most Combined Points (Both Teams):** 88 points, Buccaneers won 48-40 on 9/9/18 at the Mercedes-Benz Superdome.

**Fewest Points by Saints in a Game:** Three points, Buccaneers won 10-3 on 12/4/05 at Tiger Stadium.

**Fewest Points by Buccaneers in a Game:** 0 points [two times], Saints won 41-0 on 12/16/12 at the Mercedes-Benz Superdome and Saints won 9-0 on 12/19/21 at Raymond James Stadium.

**Fewest Combined Points (Both Teams):** 9 points, Saints won 9-0 on 12/19/21 at Raymond James Stadium.

## CONNECTIONS

New Orleans Defensive Coordinator **Joe Woods** served as a defensive quality control coach in Tampa Bay from 2004-05... New Orleans Defensive Line Coach **Todd Grantham** served as defensive coordinator at the University of Florida from 2018-21... Saints DE **Isaiah Foskey** was teammates at Notre Dame with Buccaneers OL **Robert Hainsey**... Saints LB **Demario Davis** and DT **Nathan Shepherd** played for Tampa Bay Head Coach **Todd Bowles** and run game coordinator/defensive line **Kacy Rodgers** with the New York Jets. Saints Assistant Head Coach/Special Teams Coordinator **Darren Rizzi**, Bowles, Rodgers and Tampa Bay Outside Linebackers Coach **George Edwards** served on the same Miami staff. Bowles served as defensive coordinator & secondary coach at Grambling State from 1998-99...New Orleans WR **Bub Means** and Buccaneers DT **Calijah Kancey** were college teammates at Pittsburgh. Shepherd and Buccaneers S **Jordan Whitehead** were teammates with the Jets in 2022... New Orleans S **Tyrann Mathieu** was teammates in Arizona with Tampa Bay Pass Game Coordinator/Inside Linebackers **Larry Foote** and Assistant Secondary Coach **Rashad Johnson**...Buccaneers WR **Trey Palmer** was a standout at Kentwood (La.) HS, played at Louisiana State University from 2019-21 as a member of their 2019 national championship team...Saints DB **Jordan Howden** and Buccaneers S **Antoine Winfield Jr.** and TE **Ko Kieft** were college teammates at the University of Minnesota...Saints Vice President/Player Engagement **Fred McAfee** played for Tampa Bay in 1999...Tampa Bay Offensive Line Coach **Kevin Carberry** served as assistant offensive line coach in New Orleans in 2023... **New Orleans CB Kool-Aid McKinstry** and **Tampa Bay LB Chris Braswell** were college teammates at the University of Alabama...New Orleans Tight Ends Coach **Clancy Barone**, Senior Offensive Assistant **Rick Dennison**, Quarterbacks Coach **Andrew Janocko**, Offensive Coordinator **Klint Kubiak** and Tampa Bay Outside Linebackers Coach **George Edwards** served on the same coaching staff in Minnesota... Tampa Bay Defensive Quality Control Assistant **Joey Fitzgerald** served on the Southeastern Louisiana University coaching staff in 2017, served on Grantham's defensive staff at Florida in 2018 and served on the Louisiana-Monroe staff in 2019-20 and on the Northwestern State University staff in

Tampa Bay Senior Offensive Assistant **Tom Moore** served as running backs coach of the Saints in 1997. Dennison and Buccaneers Special Teams Coordinator **Thomas McGaughey** served on the same Denver Broncos coaching staff from 2005-06. McGaughey served as special teams coordinator & defensive assistant at LSU from 2011-13, where he developed into a first-team All-American as a return specialist in 2011, as well as his defensive exploits.

## LAST MEETING

**Saints 23, Tampa Bay Buccaneers 13; December 31, 2023 @ Raymond James Stadium** - The New Orleans Saints (8-8) moved into a tie for first place in the NFC South with their third win in four games in a 23-13 victory at Tampa Bay (8-8).

QB **Derek Carr** was a model of efficiency, completing 18-of-22 passes (81.8 pct.) for 197 yards with two touchdown passes, zero interceptions and a 111.1 passer rating. TE **Juan Johnson** led New Orleans in receiving with a career-high eight receptions for a career-best 90 yards with one touchdown. With RB **Alvin Kamara** leaving the contest in the first half after rushing for 45 yards early, Jamaal Williams picked up the slack with 58 yards rushing, including 46 in a second half where the Saints held off the Buccaneers.

New Orleans held Tampa Bay scoreless until the fourth quarter, as S **Johnathan Abram** had an interception and a forced fumble. CB **Alontae Taylor** had the first interception of his career in the second quarter and CB **Isaac Yiadom** recovered a fumble with 3:36 remaining at the New Orleans 13-yard line to break up the momentum of a 54-yard pass play from Buccaneers QB **Baker Mayfield** to WR **Trey Palmer**. DT **Bryan Bresee** led a run-stopping effort up front, where Tampa Bay managed only the 57 rushing yards on 15 carries (3.8 avg.), while the rookie defender picked up a sack.

Special teams also played an important role in the field position battle as WR/RS **Rashid Shaheed** had two punt returns for 27 yards and one 27-yard kick return, while rookie K **Blake Grupe** booted all six kickoffs into the end zone for touchbacks and drilled all three field goal attempts.

## PRONUNCIATION GUIDE

CB	Paulson <b>Adebo</b> [uh-DEE-boh]
DB	<b>Ugo Amadi</b> [ooh-go uh-MAH-dee]
DT	Bryan <b>Bresee</b> [bruh-ZEE]
LB	<b>Demario</b> Davis [duh-MAR-ee-oh]
DE	Isaiah <b>Foskey</b> [FAW-skee]
T	<b>Taliese Fuaga</b> [tah-lee-ESS-ay Foo-AH-gah]
K	Blake <b>Grupe</b> [GROOP-ee]
QB	Jake <b>Haener</b> [HAY-ner]
TE	<b>Dallin Holker</b> [DAL-in HOLE-ker]
DB	Shemar <b>Jean-Charles</b> [John Charles]
RB	Alvin <b>Kamara</b> [kuh-Mare-UH]
RB	Jacob <b>Kibodi</b> [kuh-Bo-Dee]
DE	<b>Tanoh Kpassagnon</b> [tawn-oh pass-N-yo]
DE	Niko <b>Lalos</b> [Lay-LOS]
S	<b>Tyrann Mathieu</b> [ty-REN MATH-you]
TE	Foster <b>Moreau</b> [MORE-oh]
WR	Chris <b>Olave</b> [oh-LAH-vay]
DT	<b>Khalen</b> Saunders [KAWL-en]
LB	<b>Nephi Sewell</b> [KNEE-fy soo-ul]
WR/RS	<b>Rashid</b> Shaheed [rah-SHEED]
K	Charlie <b>Smyth</b> [Smith]
WR	<b>Equanimeous</b> St. Brown [eck-wah-nihm-ee-ous]
CB	<b>Alontae</b> Taylor [uh-LAWN-tay]
OL	<b>Olisaemeka Udoh</b> [OH-lee-suh-MEE-kah OO-do]

## TRANSACTIONS (JULY 17-AUG. 20)

### July

**17** - Placed WR **Bub Means** on Non-Football Injury.

**18** - Placed DE **Chase Young**, DE **Tanoh Kpassagnon**, LB **Nephi Sewell** and TE **Juwan Johnson** on Active/PUP, placed T **Ryan Ramczyk** on Reserve/PUP, placed WR **Chris Olave** on Non-Football Injury and activated WR **Bub Means** from Non-Football Injury.

**20** - Agreed to terms with WR **Rashid Shaheed** on a one-year contract extension.

**22** - Agreed to terms with WR **Kevin Austin Jr.**

**23** - Activated WR **Chris Olave** from Non-Football Injury and DE **Chase Young** from Active/PUP.

**27** - Signed T **Chandler Brewer** and waived G **Nouri Nouili**.

**28** - Signed G **Tremayne Anchrum Jr.** and T **Jesse Davis**, placed T **Justin Herron** on Injured Reserve and waived OL **Mark Evans II**.

### August

**1** - Re-signed WR **Marquez Callaway** and waived/injured TE **Tommy Hudson**.

**2** - Signed WR **Samson Nakuia** and terminated the contract of QB **Nathan Peterman**.

**3** - Signed TEs **Kevin Rader** and **Mason Fairchild**, terminated contract of TE **Jesper Horsted**, waived/injured WR **Jermaine Jackson** and placed TE **Tommy Hudson** on Injured Reserve.

**4** - Placed WR **Jermaine Jackson** on Injured Reserve.

**6** - Signed LB **Mike Rose** and waived/injured T **Chandler Brewer**.

**7** - Re-signed OL **Mark Evans II** and waived TE **Mason Fairchild**.

**8** - Agreed to terms with LB **Pete Werner** on a three-year contract extension.

**11** - Re-signed WR **Shaq Davis** and terminated the contract of WR **Marquez Callaway**.

**9** - Reached an injury settlement with TE **Tommy Hudson**.

**13** - Signed CB **Kaleb Ford-Dement** and waived FB **Zander Horvath**, and reached an injury settlement with WR **Jermaine Jackson**.

**14** - Re-signed TE **Mason Fairchild** and waived DT **Kyler Baugh**.

**20** - Signed CB **Joejuan Williams**, activated TE **Juwan Johnson** from the Physically Unable to Perform list and waived/injured C **Sincere Haynesworth**.

**TRANSACTIONS [AUG. 22-OCT. 7]**

**22** - Placed C **Sincere Haynesworth** on Injured Reserve.

**23** - Signed DT **Camron Peterson**, re-signed LB **Andrew Dowell** and waived/injured DE **Trajan Jeffcoat**.

**27** - Terminated the contracts of S **Johnathan Abram**, S **Ugo Amadi**, G **Tremayne Anchrum Jr.**, T **Jesse Davis**, LBs **Andrew Dowell** and **Khaleke Hudson**, OL **Shane Lemieux**, WR **Stanley Morgan Jr.**, RB **James Robinson**, WR **Equanimeous St. Brown**, S **Roderic Teamer** and CB **Joejuan Williams**, Waived WR **Kevin Austin Jr.**, S **Millard Bradford**, WR **Shaq Davis**, OL **Mark Evans II**, T **Josiah Ezirim**, TE **Mason Fairchild**, P **Lou Hedley**, DT **Jack Heflin**, G **Kyle Hergel**, TE **Michael Jacobson**, DB **Shemar Jean-Charles**, S **Lawrence Johnson**, RB **Jacob Kibodi**, DE **Niko Lalos**, CB **MacMcCain**, WR **Samson Nacua**, LBs **Monty Rice** and **Mike Rose**, K **Charlie Smyth** and LB **Isaiah Stalbird**, placed RB **Kendre Miller** [designated to return], DT **Camron Peterson**, TE **Kevin Rader** and CB **Rejzohn Wright** on Injured Reserve and placed DE **Tanoh Kpassagnon** and LB **Nephi Sewell** on Reserve/PUP.

**28** - Terminated contracts of DT **Kendal Vickers** and **Chandler Brewer**, signed S **Johnathan Abram**, S **Ugo Amadi**, WR **Kevin Austin Jr.**, S **Millard Bradford**, T **Josiah Ezirim**, TE **Mason Fairchild**, G **Kyle Hergel**, LB **Khaleke Hudson**, TE **Michael Jacobson**, RB **Jacob Kibodi**, DE **Niko Lalos**, OL **Shane Lemieux**, K **Charlie Smyth**, LB **Isaiah Stalbird**, WR **Equanimeous St. Brown** and **Vickers** to the practice squad and reached injury settlements with C **Sincere Haynesworth** and DE **Trajan Jeffcoat**.

**29** - Signed OL **Austin Deculus** and TE **Treyton Welch** to the practice squad and terminated the practice squad contract of TE **Mason Fairchild**.

**September**

**3** - Reached injury settlement with TE **Kevin Rader**.

**7** - Elevated LB **Khaleke Hudson** and DT **Kendal Vickers** to the active roster [standard].

**11** - LB **Khaleke Hudson** terminated practice squad contract [signed with Cleveland] and signed DB **Shemar Jean-Charles** to the practice squad.

**14** - Elevated DB **Ugo Amadi** and LB **Isaiah Stalbird** to the active roster [standard].

**21** - Elevated LB **Isaiah Stalbird** to the active roster [standard].

**25** - Placed C/G **Erik McCoy** on Injured Reserve, signed G **Shane Lemieux** to the active roster from the practice squad and signed guard **Chris Reed** to the practice squad.

**28** - Elevated G **Kyle Hergel** to the active roster [standard].

**October**

**1** - Signed WR **Jermaine Jackson** to the practice squad and terminated the practice squad contract of RB **Jacob Kibodi**.

**4** - Signed C **Connor McGovern** to the active roster from the New York Jets practice squad and waived WR **A.T. Perry**.

**7** - Signed G **Kyle Hergel** from the practice squad to the active roster, elevated [standard] S **Johnathan Abram** and LB **Isaiah Stalbird** to the active roster from the practice squad and placed OL **Shane Lemieux** on Injured Reserve.



## 2024 GAME SUMMARIES

**WEEK 1: Saints 47, Panthers 10; Sept. 8, 2024 @ Caesars Superdome** - The Saints, behind three **Derek Carr** touchdown passes, two rushing touchdowns and four **Blake Grupe** field goals, defeated the visiting Carolina Panthers, 47-10, at the Caesars Superdome.


The Saints jumped out to a 30-0 lead, scored on their first nine possessions (tying a club record for scores on consecutive possessions) and held the ball for 36:39 in time of possession en route to the highest scoring total and most lopsided opening day result in team history. New Orleans won their sixth consecutive season opener, a club record and the current longest opener winning streak in the NFL.

The New Orleans defense also displayed their mettle, allowing only 193 total net yards of offense by the Panthers and held the Panthers to just one of ten third downs.

The Saints defense recorded three takeaways and CB **Alontae Taylor** became the first Saints defensive back to record three sacks in a contest, but fans were excited by the debut of a new-look offense that helped the Saints control the clock with a rushing game that gained 180 yards and two touchdowns largely behind **Alvin Kamara's** 83 yards. Carr completed 19-of-23 passes (82.6 pct.) for 200 yards with three touchdown passes, zero interceptions and a 142.5 passer rating. The New Orleans defense harassed Carolina QB **Bryce Young** all day, as he completed only 13-of-30 passes for 161 yards with two interceptions and a 32.8 passer rating.

- With the victory, the Saints improved to 23-35 in season openers and extend their club-record winning streak of season openers to six straight, currently the longest streak in the National Football league.
- WR/RS **Rashid Shaheed** led New Orleans with 73 receiving yards on three receptions (24.3 avg.) with one touchdown reception from 59 yards out, the longest play of the game. Including 60 punt return yards, sparked by a 47-yard runback and a 33-yard kickoff return, Shaheed finished with 163 all-purpose yards to start the season.

- Carr connected with two of his tight ends, **Juwan Johnson** and **Foster Moreau** for touchdowns.
- 17 players made their Saints debuts: T **Taliese Fuaga**, G **Lucas Patrick**, LB **Willie Gay Jr.**, DB **Will Harris**, QB **Jake Haener**, WR **Cedrick Wilson Jr.**, CB **Kool-Aid McKinstry**, WR **Bub Means**, CB **Rico Payton**, P **Matthew Hayball**, LB **Khaleke Hudson**, LB **Anfernee Orji**, OL **Oli Udoh**, WR **Mason Tipton**, DTs **Kendal Vickers** and **Khristian Boyd** and DE **Chase Young**.
- With 83 yards rushing and five receptions for 27 yards, Kamara's 110 total yards from scrimmage gave him his 50th career game of at least 100 yards from scrimmage.



**WEEK 2: Saints 44, Cowboys 19; Sept. 15, 2024 @ AT&T Stadium** - The Saints posted an impressive road victory at Dallas behind the powerful offensive firepower of RB **Alvin Kamara**, the arm of QB **Derek Carr**, the hands of WRs **Chris Olave** and **Rashid Shaheed** and two interceptions by the defense.

The Saints struck first on the opening drive as Carr led the offense down the field on a sequence ending with Kamara rushing for a five-yard touchdown. At the conclusion of Dallas' first drive, K **Brandon Aubrey** booted a 52-yard field goal. New Orleans struck right back for their second score of the first quarter on a 70-yard pass play from Carr to Shaheed to put New Orleans up 14-3.

Leading 35-16 at halftime, the Cowboys got the ball out of the second half and New Orleans moved Dallas out of the red zone in the first drive, when DT **Bryan Bresee** sacked QB **Dak Prescott** and forced him to fumble before it was recovered by Dallas at the New Orleans 22-yard line, forcing a 40-yard field goal. On New Orleans' next 13-play, 70-yard drive, Kamara capped things off with a seven-yard touchdown, his fourth score of the day.

## 2024 GAME SUMMARIES

## SAINTS AT DALLAS (CONT.)

In the fourth quarter, Carr was intercepted on a tipped pass, but on the next play, New Orleans got the ball back on an interception by S **Tyrann Mathieu**, his second takeaway of the season. On the ensuing drive, New Orleans closed out the scoring in the contest with a 26-yard field goal by K **Blake Grupe**. Carr completed 11-of-16 passes for 243 yards with two touchdown throws and one interception, while scoring one rushing touchdown for a 125.0 passer rating. Kamara led the club in rushing with a game-high 115 yards on 20 carries with three touchdowns to go with two receptions for 65 yards, including a career-long 57-yard scoring grab on a screen pass. Shaheed led the Saints in receiving with four grabs for 96 yards with the deep touchdown, reaching the end zone in his third consecutive contest dating back to 2023.

The Saints defense harassed Prescott, sacking him three times and forcing two interceptions. CB **Alontae Taylor** led the team with a career-high nine tackles, while CB **Paulson Adebo** had his first interception of the season and DE **Carl Granderson** picked up 1.5 sacks.

- The win marked the first time the Saints have won in Dallas since a 34-31 overtime victory on December 23, 2012.
- Carr's two touchdown passes moved him into a tie for 26th all-time with Boomer Esiason. With his next scoring pass, he will move into a tie for 25th with Tony Romo.
- Shaheed's career-long 70-yard touchdown reception gives him eight career touchdowns on offense and special teams.
- Mathieu's interception was the 34th of his career since coming into the league in 2013, the most in the NFL over that time.
- A stingy Saints run defense held the Cowboys to 68 yards rushing on 21 carries [3.2 avg.].
- The 91 points by New Orleans in their first two games are tied for the second-most in NFL history through the first two games of a season, behind the Saints' 93 point total in 2009.



**WEEK 3: Eagles 15, Saints 12; Sept. 22, 2024 @ Caesars Superdome** - Philadelphia S **Reed Blankenship** intercepted Saints QB **Derek Carr** with 48 seconds left to preserve a 15-12 win over New Orleans in the Caesars Superdome.

The Saints had overcome an unsuccessful fourth-and-one conversion attempts and a 65-yard touchdown run by Eagles RB **Saquon Barkley** to take the lead in the fourth quarter with just over two minutes left, 12-7, with a field goal and a 13-yard touchdown connection from Carr and WR **Chris Olave**.

However, upon the Eagles getting the ball back, Philadelphia QB **Jalen Hurts** completed a pass to TE **Dallas Goedert** for a 61-yard gain and Barkley punched in a touchdown from four yards in. The Eagles improved to 2-1, while the Saints fell to 2-1.

Carr completed 14-of-25 passes for 142 yards with one touchdown and one interception. Olave had six receptions for 86 yards, including a 13-yard touchdown catch. RB **Alvin Kamara** rushed for 87 yards and caught three passes for 40 yards from 127 total yards from scrimmage.

DE **Carl Granderson** had 1.5 sacks and a forced fumble and DT **Bryan Bresee** tied a career-high with two takedowns. S **Tyrann Mathieu** had an interception, giving him takeaways in four straight games for the first time in his career dating back to the 2023 season finale. CB **Paulson Adebo** led the team with a career-high ten solo tackles and one pass breakup.

- The loss snapped a four-game winning streak, and a four-game home win streak.
- For the third consecutive game, the Saints scored on their first offensive possession with the Grupe field goal. It marked the first time since Weeks 17 and 18 of the 2022 season and the 2023 season opener, that the Saints scored on their opening possession in three consecutive games.

## 2024 GAME SUMMARIES

### EAGLES VS. SAINTS (CONT.)

- Mathieu's interception was the 35th of his career since coming into the league in 2013. He and Minnesota's Harrison Smith are tied as the NFL's interception leaders among active players.
- Dating back to Week 17 of the 2023 season, New Orleans has won the takeaway battle in five consecutive contests.

**WEEK 4: Atlanta Falcons 26, Saints 24; September 29, 2024 @ Mercedes-Benz Stadium** - Despite several significant injuries going into the contest and in-game, the Saints took the Falcons to the limit before dropping a 26-24 heartbreaker at Mercedes-Benz Stadium.

Atlanta kicker **Younghoe Koo's** 58-yard field goal with two seconds left was the difference. New Orleans rebounded from a fumbled punt return for a touchdown early in the first quarter to reach the end zone on rushing touchdowns by TE **Taysom Hill** on their first two offensive possessions, his first two scores of the season, before departing with an abdomen injury.

Atlanta took the lead back in the second quarter at 17-14 on a 53-yard Koo field goal and a 44-yard **Troy Andersen** interception return for a touchdown. Koo added to the scoring with a 44-yard field goal midway through the third quarter and then **Blake Grupe** and Koo traded field goals with the Falcons taking the end for the majority of the third and fourth quarters until QB **Derek Carr** engineered a nine-play, 42-yard drive ending with a one-yard touchdown run by RB **Alvin Kamara** with one minute left to pull ahead, 24-23. But Atlanta rallied, as the Falcons gained 30 yards on a pass interference penalty to set up Koo's 58-yard kick.

**WEEK 5: Kansas City Chiefs 26, Saints 13; October 7, 2024 @ GEHA Field at Arrowhead Stadium** - Despite missing five starters due to various injuries, the New Orleans Saints put forth a valiant effort in a 26-13 loss to the defending Super Bowl champion Kansas City Chiefs on Monday Night Football, closing to within three points early in the fourth quarter before the Chiefs had a late ten-point scoring outburst.

After falling behind 10-0 in the contest, New Orleans moved to within three points midway through the second quarter when QB **Derek Carr** found WR/RS **Rashid Shaheed** for a 43-yard touchdown pass to cap a seven-play, 74-yard drive.

But after Kansas City milked the clock for a 15-play, 44-yard drive that ended with a 34-yard field goal by K **Harrison Butker**, the Chiefs forced a quick three-and-out and drove down the field for a 28-yard field goal. The two successful kicks late in the second quarter gave the Chiefs a 13-7 halftime lead.

New Orleans would rally with a 37-yard interception return by DT **Khalen Saunders** that set up a six-yard touchdown connection between Carr and TE **Foster Moreau**, but the Chiefs then ran down the field in five-plays and 68 yards, extending their lead to ten on a three-yard rushing touchdown by rookie WR **Xavier Worthy**.

## HONORS

**WEEK 2: NFC Offensive Player of the Week, FedEx Ground Player of the Week and LFG (Tom Brady-FOX) Player of the Game Award - RB Alvin Kamara** Made a significant impact in the running game and passing game in New Orleans' 44-19 win at the Dallas Cowboys. Kamara carried 20 times for 115 yards (5.8 avg.) with three touchdowns and caught two passes for 65 yards, including a career-long 57-yard touchdown.

## 2024 SCHEDULE

### PRESEASON

Date	Opponent	Result
Aug. 10	@ Arizona Cardinals	W, 16-14
Aug. 18	@ San Francisco 49ers	L, 10-16
<b>Aug. 25</b>	<b>TENNESSEE TITANS</b>	<b>L, 27-30</b>

### REGULAR SEASON

Date	Opponent	Result
<b>Sept. 8</b>	<b>CAROLINA PANTHERS</b>	<b>W, 47-10</b>
Sept. 15	@ Dallas Cowboys	W, 44-19
<b>Sept. 22</b>	<b>PHILADELPHIA EAGLES</b>	<b>L, 12-15</b>
Sept. 29	@ Atlanta Falcons	L, 24-26
Oct. 7	@ Kansas City Chiefs	L, 13-26
<b>Oct. 13</b>	<b>TAMPA BAY BUCS</b>	<b>NOON/FOX</b>
<b>Oct. 17</b>	<b>DENVER BRONCOS</b>	<b>7:15/Amazon</b>
Oct. 27	@ L.A. Chargers	3:05 p.m./FOX
Nov. 3	@ Carolina Panthers	Noon/CBS
<b>Nov. 10</b>	<b>ATLANTA FALCONS</b>	<b>NOON/FOX</b>
<b>Nov. 17</b>	<b>CLEVELAND BROWNS</b>	<b>NOON/FOX</b>
<b>Dec. 1</b>	<b>LOS ANGELES RAMS</b>	<b>3:05/FOX</b>
Dec. 8	@ New York Giants	Noon/FOX
<b>Dec. 15</b>	<b>WASHINGTON COMMANDERS</b>	<b>NOON/FOX</b>
Dec. 23	@ Green Bay Packers	7:15 p.m./ESPN
<b>Dec. 29</b>	<b>LAS VEGAS RAIDERS</b>	<b>NOON/FOX</b>
TBD	@ Tampa Bay Bucs	TBD/TBD

## TEAM NOTES

### EVANS SELECTED TO SAINTS RING OF HONOR

Former Saints G Jahri Evans will be inducted into the club's Ring of Honor during a halftime ceremony of the team's contest against the Cleveland Browns on November 17.

Evans, 6-4, 318, was originally a fourth round draft pick (108th overall) of the Saints in 2006 out of Bloomsburg and developed into an anchor for one of the most dominant offenses in NFL history during his tenure with the Saints. The Philadelphia, Pa. native started all 169 regular season games he played in at right guard and all of the team's ten postseason contests during that period, including all three during the 2009 campaign when the Saints captured Super Bowl XLIV.

A five-time Associated Press All-Pro (2009-13), Evans was selected first-team four times, twice as much as any other Saint. Evans was selected to six straight Pro Bowls (2009-14) and was named to the Pro Football Hall of Fame's 2010's All-Decade Team. During his 11-year tenure, the Saints were ranked first in the NFL in total offense (net yards per game) six times (2006, 2008-09, 2011, 2014 and 2016) and in scoring (points per game) twice (2008-09). The 274 sacks surrendered by the Saints offensive line from 2006-16 were the lowest total in the NFL over the period and the unit was recognized twice (2009 and 2011) as the winner of the Madden Pro-tector Offensive Line Award.

Evans closed out his playing career starting 14 games at right guard for the Green Bay Packers in 2017, finishing with 183 total games played/started. A Pro Football Hall of Fame semifinalist in 2023 and finalist in 2024, Evans began his coaching career as an offensive assistant for the Saints in 2023.



## SAINTS AT CHIEFS

### FAMILY TIES

Numerous Saints players, coaches and administrators are not the only members of their families to make a name for themselves in pro football. 18 Saints players, coaches or front office staff have relatives who have played, coached or served in the front office in the NFL.

**Head Coach Dennis Allen** - Late father, Grady Allen, played linebacker for the Atlanta Falcons from 1968-72.

**Offensive Coordinator Klint Kubiak** - Father, Gary, played quarterback for the Denver Broncos from 1983-91 and served as an assistant for 15 years for Denver, San Francisco and Minnesota. Gary Kubiak was head coach of the Houston Texans from 2006-13 and the Denver Broncos from 2015-16, including the Super Bowl 50 champions. Brother Klay, serves as the 49ers passing game specialist. Brother Klein works in the Dallas Cowboys player personnel department.

**Vice President/Asst. General Manager-College Personnel Jeff Ireland** - Stepson of Chiefs Hall of Fame linebacker/center E.J. Holub. Grandson of Philadelphia Eagles running back and Chicago Bears personnel executive Jim Parmer.

**National Scout Terry Wooden** - Brother, Jojo is Senior Director of Player Personnel for the Las Vegas Raiders.

**QB Derek Carr** - Older brother, David was the No. 1 overall pick in the 2002 NFL Draft by the Houston Texans and played quarterback in the league for 11 seasons with Houston, Carolina, the New York Giants and San Francisco. Uncle, Lon Boyett, played tight end for Tampa Bay, the Raiders and San Francisco.

**LB Demario Davis** - Cousin of the late Steve McNair, the standout quarterback for the Tennessee Titans [1995-2005] and Baltimore Ravens [2006-07].

**QB Taysom Hill** - Brother-in-law, David Nixon, played linebacker and on special teams for the Oakland Raiders [2009], Houston Texans [2010] and St. Louis Rams [2010-11].

**DB Jordan Howden** - Cousin, Saladin Martin, played cornerback with the New York Jets [1980] and San Francisco 49ers [1981].

**TE Juwan Johnson** - Brother, George, played defensive end for eight years in the NFL with the Tampa Bay Buccaneers, Minnesota Vikings, Detroit Lions and Saints.

**DE Cameron Jordan** - Father, Steve, had a prolific 13-year career at tight end for the Minnesota Vikings, with six Pro Bowl selections, being inducted into their Ring of Honor.

**C/G Erik McCoy** - Cousin of former Dolphins and Buccaneers running back Jorvorski Lane.

**LB Nephi Sewell** - One brother Penei, is a member of the Detroit Lions after getting selected seventh overall in the 2021 NFL Draft. Another brother, Noah, was selected by the Chicago Bears in the fifth round of the 2023 NFL Draft.

**Practice Squad WR Equanimeous St. Brown** - Younger brother, Amon-Ra, plays wide receiver for the Lions.

**LB Pete Werner** - Father, Greg, played nine games at right end and on special teams for the New York Jets in 1989 and went to training camp with the Philadelphia Eagles in 1990.

**WR Cedrick Wilson Jr.** - Father, Cedrick Sr., is a former NFL wideout, who played for seven years in the league, including a Super Bowl championship with the Pittsburgh Steelers.

**Area Scout Joey Vitt** - Father, Joe Vitt, is a longtime NFL assistant coach, who served as assistant head coach/linebackers of the Saints from 2006-16 and also had coaching stints with the Seattle Seahawks, Baltimore Colts, Los Angeles/St. Louis Rams, Kansas City Chiefs, New York Jets and Denver Broncos.

**Area Scout Matt Phillips** - Father, Ted, worked in the Chicago Bears front office from 1983-2022, including serving his last 24 years as team president.

## SAINTS AT CHIEFS

### ROSTER FACTS AND FIGURES

**Oldest Saints Player:** Linebacker Demario Davis, 35, 1/11/89

**Youngest Saint:** Cornerback Kool-Aid McKinstry, 22, 9/30/02

**Most Seasons as a Saint:** Defensive End Cameron Jordan - 13

**Most NFL seasons:** Jordan - 14

**Most consecutive starts:** Safety Tyrann Mathieu, 38

**Consecutive games played:** Longsnapper Zach Wood, 119

**Most playoff experience:** Jordan and Mathieu, 11 games

**Heaviest Saint:** Tackle Trevor Penning, 325

**Tallest Saint:** Tackles Landon Young and Trevor Penning, 6-7

**Shortest Saint:** Kicker Blake Grupe, 5-7

**Former first round draft picks:** 9 - Defensive Tackle Bryan Bresee, Tackle Taliese Fuaga, Jordan, Cornerback Marshon Lattimore, Wide Receiver Chris Olave, Penning, Center/Guard Cesar Ruiz and Defensive Ends Payton Turner and Chase Young.

**Pro Bowlers:** 9 - Quarterback Derek Carr, Linebacker Demario Davis, Defensive Back J.T. Gray (special teams), Jordan, Running Back Alvin Kamara, Lattimore, Mathieu, WR/RS Rashid Shaheed and Young.

**College with the most Saints:** 4 - Ohio State - (Olave, Lattimore, Linebacker Pete Werner and Young).

### MY HOMETOWN

New Orleans Saints players (53-man player roster) come from 23 states, one from Canada and one from Australia. Of the players on the team's roster, California (quarterback Derek Carr, defensive ends Isaiah Foskey and Carl Granderson, quarterback Jake Haener, defensive back Jordan Howden, running back Jordan Mims, wide receiver Chris Olave, fullback Adam Prentice, wide receiver/return specialist Rashid Shaheed and running back Jamaal Williams) claims the most with ten.

### ROSTER ROLL CALL

On the Saints active roster as of October 7, 34 were on the active roster, a reserve list of the practice squad at the end of the 2023 season. Among newcomers, the roster includes eight unrestricted free agents, one trade acquisition, six draft picks, four rookie free agents.

Of the players, 24 have less than four years of previous NFL experience, including ten rookies. The following is a breakdown of New Orleans' roster by years of experience (year entering): 14 years - 1, 13 years - 1, 12 years - 1, 11 years - 1, 8 years - 7, 7 years - 3, 6 years - 5, 5 years - 4, 4 years - 5, 3 years - 5, 2 years - 6, 1 year - 2, rookies - 11.

### HIGHER EDUCATION

40 colleges and universities are represented on the Saints' 53-man roster. Of that total, nine are represented by multiple Saints, four from Ohio State, three from Fresno State and two from Boston College, BYU, Mississippi State, LSU, Notre Dame, Tennessee, Northern Iowa, South Carolina and Vanderbilt.

### TURNOVER RATIO LEADER

After finishing 31st in the NFL at -11 in 2022, New Orleans finished the 2023 season tied for third in turnover differential at +11 and ranked second in the NFC. The Saints won the turnover battle in eight games in 2023 and posted a 6-2 record in those contests. In 2024, they are ranked seventh at +3, not having lost the battle in any contests.

### 2024 NFL TURNOVER DIFFERENTIAL LEADERS

Team	Takeaways			Giveaways			Diff
	Ints.	Fum	Total	Ints.	Fum	Total	
1t. GB	9	5	14	5	2	7	+7
1t. Buf.	5	4	9	0	2	2	+7
3t. Chi.	6	5	11	4	2	6	+5
3t. LAC	4	3	7	1	1	2	+5
5t. Min.	11	2	13	4	5	9	+4
5t. Pit.	6	2	8	1	3	4	+4
<b>7. NO</b>	<b>7</b>	<b>2</b>	<b>9</b>	<b>4</b>	<b>2</b>	<b>6</b>	<b>+3</b>
8t. Arz.	4	3	7	2	3	5	+2
8t. NE	2	4	6	1	3	4	+2
8t. TB	3	3	6	2	2	4	+2

**TAKEAWAY TURNAROUND**

After finishing tied for 31st in the NFL in 2022 with only 14 takeaways, New Orleans more than doubled that figure in 2023 with 29 forced turnovers on defense and special teams, ranking fourth in the NFL. Their nine forced turnovers in 2024 are tied for fourth in the league with seven interceptions and two fumble recoveries.



**2024 NFL TAKEAWAY LEADERS**

Team	Takeaways		
	Ints.	Fum	Total
1. GB	9	5	14
2. Min.	11	2	13
3. Chi.	6	5	11
<b>4t. NO</b>	<b>7</b>	<b>2</b>	<b>9</b>
4t. Buf.	5	4	9

**POINTS PER GAME**

In 2023, New Orleans finished ranked ninth in the National Football League in scoring [23.6 ppg.] after finishing ranked 22nd in the 2022 campaign [19.4 ppg.]. Tied for fourth in the NFL in scoring in 2024, the Saints' 91 points through two games were tied for the second-most points by a team with the 1971 Dallas Cowboys through the first two games of a season since the 1970 AFL-NFL merger and behind the 2009 Saints [93].



**2024 NFL POINTS PER GAME LEADERS**

Team	Pts.	Pts./Gm.
1. Washington	155	31.0
2. Baltimore	147	29.4
3. Buffalo	142	28.4
<b>4t. New Orleans</b>	<b>140</b>	<b>28.0</b>
<b>4t. Cincinnati</b>	<b>140</b>	<b>28.0</b>

**LARGEST POINT TOTALS THROUGH THE FIRST TWO GAMES OF A SEASON SINCE 1970**

Team	Year	Pts.
<b>1. New Orleans</b>	<b>2009</b>	<b>93</b>
<b>2t. New Orleans</b>	<b>2024</b>	<b>91</b>
2t. Dallas	1971	91

**OPPONENT POINTS PER GAME**

After ranking in the top 10 in opponent points per game in 2020 and 2021, New Orleans had slipped in 2022 to 31st [28.9 ppg], going into the Week Eight contest vs. Las Vegas. Since that 24-0 shut-out of the Raiders, New Orleans is ranked third in the National Football League in opponent points per game [17.2], moving up to ninth to conclude 2022. The Saints finished the 2023 season eighth in opponent points per game after giving up only 14.4 points per game over the last five contests, best in the NFL over that period. The 2024 Saints are ranked fifth [14.7].



**NFL OPPONENT POINTS PER GAME LEADERS FROM OCT. 30, 2022-PRESENT**

Team	Pts.	Pts./Gm.
1. San Francisco	548	17.1
2. Baltimore	538	17.4
<b>3. New Orleans</b>	<b>568</b>	<b>17.8</b>
4. Kansas City	576	18.0
5. Pittsburgh	581	18.2

## SAINTS AT CHIEFS

### NATIONAL FOOTBALL LEAGUE OPPONENT POINTS PER GAME LEADERS FROM DEC. 10, 2023-JAN. 7, 2024

Team	Pts.	Pts./Gm.
<b>1. New Orleans</b>	<b>72</b>	<b>14.4</b>
2. Las Vegas	75	15.0
3. Tampa Bay	80	16.0
4. Chicago	83	16.6
5. Buffalo	84	16.8

Since Head Coach Dennis Allen's second full season in charge of the Saints defense in 2017, New Orleans ranks first in the NFC and fifth in the National Football League in opponent points per game.

### NATIONAL FOOTBALL LEAGUE OPPONENT POINTS PER GAME LEADERS SINCE 2017

Team	Pts.	Pts./Gm.
1. Baltimore	2,288	19.1
2. New England	2,317	19.3
3. Buffalo	2,336	19.8
4. Pittsburgh	2,424	20.2
<b>5. New Orleans</b>	<b>2,460</b>	<b>20.5</b>

After finishing eighth in opponent points per game in 2023, the Saints are the only team to rank in the top ten in each of the last four past seasons. After fanking eighth in 2023.

### 2024 NATIONAL FOOTBALL LEAGUE OPPONENT POINTS PER GAME LEADERS

Team	Pts.	Pts./Gm.
1. L.A. Chargers	50	12.5
2t. Pittsburgh	73	14.6
2t. Denver	73	14.6
4. Minnesota	76	15.2
5t. N.Y. Jets	85	17.0
5t. Chicago	85	17.0
5t. Kansas City	85	17.0
<b>8. New Orleans</b>	<b>96</b>	<b>19.2</b>
9. New England	102	20.4
10. Detroit	82	20.5

### SHUTOUT CITY

Following a 34-0 shutout at New England on Oct. 8, 2023, New Orleans is the only team to have three shutouts in the last three seasons. Buffalo (2), Jacksonville (2) and New England (2) are the only other teams to have multiple shutouts in the past four seasons.

### ROAD WARRIORS

Since 2006, the Saints have the best road record in the NFC and second-best in the NFL at 84-65 [.564].

### NFL REGULAR SEASON ROAD RECORDS SINCE 2006

Team	Record
1. New England	95-53
<b>2. New Orleans</b>	<b>84-64</b>
3. Dallas	83-66
4. Pittsburgh	81-66-1
5. Philadelphia	80-67-1



Since 2009, with a 72-53 [.576] road mark, the Saints have the best record in the NFC and third-best in the National Football League.

### NFL REGULAR SEASON ROAD RECORDS SINCE 2009

Team	Record
1. Kansas City	75-48
2. New England	74-50
<b>3. New Orleans</b>	<b>72-53</b>
4. Pittsburgh	69-54-1
5. Philadelphia	67-57



**SAINTS AT CHIEFS**

Since 2018, with a 34-19 [.642] road mark, the Saints have the best road record in the NFC and third-best in the NFL.

**NFL REGULAR SEASON ROAD RECORDS SINCE 2018**

Team	Record
1. Kansas City	42-11
2. Baltimore	34-18
<b>3. New Orleans</b>	<b>34-19</b>

**AT HOME IN THE DOME**

Since 2008, the Saints have posted an 87-42 regular season home record, fifth-best in the NFL. The Saints finished 5-3 at the Caesars Superdome in 2023, finishing with a winning home record for the first time since 2020's 6-2 mark. After the Sept. 8 season-opening win vs. Carolina, the Saints had their first four-game winning streak at the Caesars Superdome since 2020.



**NFL REGULAR SEASON HOME RECORDS SINCE 2008**

Team	Record
1. New England	95-34
2. Green Bay	94-30-2
3. Pittsburgh	92-39-1
4. Baltimore	92-39
<b>5. New Orleans</b>	<b>87-42</b>

Below is a breakdown of the club's regular season record on their home turf since 2008:

September.....	17-11
October.....	25-7
November.....	22-10
December.....	19-14
January.....	2-2
Playing at noon or before.....	47-30
Playing between 3:05-3:30.....	15-3

Playing in prime time.....	23-11
Played on Thursday.....	3-3
Played on Friday.....	1-0
Played on Saturday.....	1-1
Played on Sunday.....	70-35
Played on Monday.....	11-6
Playing against the NFC South.....	32-17
Played against the NFC (non-NFC South).....	35-14
Played against the AFC.....	14-12
Vs. Arizona.....	2-0
Vs. Atlanta.....	11-5
Vs. Baltimore.....	0-2
Vs. Buffalo.....	1-1
Vs. Carolina.....	11-6
Vs. Chicago.....	3-0
Vs. Cincinnati.....	0-2
Vs. Cleveland.....	1-1
Vs. Dallas.....	3-2
Vs. Denver.....	0-1
Vs. Detroit.....	3-3
Vs. Green Bay.....	3-1
Vs. Indianapolis.....	2-0
Vs. Houston.....	2-0
Vs. Jacksonville.....	1-1
Vs. Kansas City.....	0-2
Vs. Las Vegas.....	2-1
Vs. Los Angeles Chargers.....	3-0
Vs. Los Angeles Rams.....	4-0
Vs. Miami.....	1-1
Vs. Minnesota.....	3-2
Vs. New England.....	1-1
Vs. New York Giants.....	4-1
Vs. New York Jets.....	2-0
Vs. Philadelphia.....	2-1
Vs. Pittsburgh.....	2-0
Vs. San Francisco.....	3-3
Vs. Seattle.....	3-0
Vs. Tampa Bay.....	10-6
Vs. Tennessee.....	1-1
Vs. Washington.....	2-1

## SAINTS AT CHIEFS

### IN THE NFL

The Saints have the second-best regular season record in the NFC and fifth-best in the NFL since 2006.

#### NFL REGULAR SEASON RECORDS SINCE 2006

Team	W	L	T	Pct.
New England	203	91	0	.691
Green Bay	185	107	2	.633
Pittsburgh	181	111	2	.619
Baltimore	180	114	0	.612
<b>New Orleans</b>	<b>175</b>	<b>119</b>	<b>0</b>	<b>.595</b>

Since 2009, New Orleans' 150-96 regular season record is second in the NFC and fifth in the NFL.

#### NFL REGULAR SEASON RECORDS SINCE 2009

Team	W	L	T	Pct.
New England	163	83	0	.662
Green Bay	158	86	2	.646
Pittsburgh	153	91	2	.626
Baltimore	151	95	0	.614
<b>New Orleans</b>	<b>150</b>	<b>96</b>	<b>0</b>	<b>.610</b>

### PRIME TIME POWER

Since 2006, the Saints have the seventh-best record in prime-time contests. New Orleans will play their second prime-time contest of the season on Oct. 17 vs. Denver.



#### TOP SEVEN NFL PRIME TIME RECORDS SINCE 2006

Team	W	L	T	Pct.
Seattle Seahawks	39	21	1	.648
New England Patriots	50	29	0	.633
Pittsburgh Steelers	53	31	0	.631
Baltimore Ravens	40	24	0	.625
Kansas City Chiefs	38	23	0	.623
Dallas Cowboys	58	38	0	.604
<b>New Orleans Saints</b>	<b>39</b>	<b>28</b>	<b>0</b>	<b>.582</b>

### BUCKING THE ODDS

The Saints have a long tradition of finding players as free agents signed after the draft that make an impact immediately or after developing their careers initially on the practice squad. Several undrafted Saints on the roster play key roles on offense, defense and special teams, including five undrafted rookies who are on the 53-man roster out of the preseason.

Over the past 21 years, the Saints (2018-22: DB **J.T. Gray**, WR/RS **Deonte Harty** and WR/RS **Rashid Shaheed**) and San Diego/Los Angeles Chargers (2003: G **Kris Dielman**, TE **Antonio Gates** and WR **Kasim Osgood**) are the only two teams to have three players signed as undrafted free agents be selected to a Pro Bowl for the team that originally signed them.

In 2023, Shaheed was no longer a secret around the National Football League, as he appeared in 15 games with six starts and caught 46 passes for 719 yards (club-best 15.6 avg.) with five touchdown grabs to tie for the team lead, including seven receptions of 40-or-more yards, while also carrying seven times for 37 yards and ranking second in the NFC and third in the NFL in punt return average (13.6) and tenth in the league in all-purpose yards (1,479), despite missing two contests with a quad injury. Tying for the team lead with six total touchdowns including a punt return touchdown, Shaheed was selected as both Pro Bowl starter as a return specialist and as a first-team Associated Press All-Pro as a punt returner.

An integral part of both the team's offense and return game, Shaheed and the Saints agreed to a contract extension prior to the start of training camp. Through five games, Shaheed has 19 receptions for 338 yards (17.8 avg.) with touchdowns of 43-, 59- and 70 yards, carried five times for 27 yards, returned seven punts for 87 yards and five kickoffs for 146 yards. Rasheed's 12.4 punt return average ranks third in the NFL and his 598 all-purpose yards rank fourth. Overall, since coming into the league in 2022, his 14 catches of 40 yards or more rank second in the NFL.

CONTINUED ON NEXT PAGE

## BUCKING THE ODDS (CONT.)

## 2024 NFL PUNT RETURN AVERAGE LEADERS

Rk. Player	Punt Return Average
1. Marvin Mims Jr.	12.8
2. Robert Woods	12.5
<b>3. Rashid Shaheed</b>	<b>12.4</b>
4t. Deonte Harty	11.6
4t. Devin Duvernay	11.6

## 2024 NFL ALL-PURPOSE YARDAGE LEADERS

Rk. Player	ALL-PURPOSE YARDS
1. Derrick Henry	621
<b>2t. Alvin Kamara</b>	<b>602</b>
3. Jordan Mason	602
<b>4. Rashid Shaheed</b>	<b>598</b>
5. Nico Collins	567

Originally signed as an undrafted free agent in 2018, spending part of his rookie season on the practice squad, Gray's 75 special teams tackles since 2019 rank first in the National Football League, as he has been selected as both an *Associated Press* first-team All-Pro and Pro Bowler. In 2023, the special teams captain finished the season with 11 coverage stops to lead the team and tie for 12th in the league, despite missing three contests with injuries. In 2024, he is ranked first on the team with ten stops and had a blocked punt on Sept. 22 vs. Philadelphia.

TE **Juwan Johnson** first led Saints tight ends with four touchdown receptions in 2021, converting to the position that offseason after playing wideout in college and as a rookie in 2020, signed as an undrafted free agent from Oregon. In 2022, he led the Black and Gold tight ends in receiving with 42 grabs for 508 yards with a club-best and career-high seven touchdowns, tied for third at the position in the NFL. Johnson led the team's tight ends with 37 grabs for 368 yards with four touchdown grabs in 2023. Johnson has led the Saints with 12 receiving touchdowns over the past three seasons, ranked fourth over that period among league National Football League tight ends. In 2024, Johnson quickly recovered from foot surgery in June and has played in all five games, recording nine receptions for 70 yards with one touchdown.

DE **Carl Granderson** joined the club in 2019 as an undrafted free agent out of Wyoming and has appeared in 76 regular season games with 29 starts, posting 201 tackles (115 solo), 26 sacks for a loss of 166.5 yards, two passes defended, four forced fumbles and two recoveries. In 2023, Granderson earned the starting right end position and posted a career-high 78 tackles (44 solo), led the team with a career-best 8.5 sacks for a loss of 55 yards, defended one pass and forced a fumble and recovered one. Granderson's 78 stops ranked fifth in the National Football League among defensive linemen and were the most by a Saints lineman since 2004. He has opened all five games in 2024 and has 22 tackles (12 solo), three sacks and one forced fumble.

After originally signing as an undrafted free agent out of Vanderbilt in 2023, where he led the Commodores in tackles in each of his final three seasons, LB **Anfernee Orji** received the opportunity to see extensive snaps in practice in training camp due to injuries to teammates Demario Davis and Pete Werner. He ranks second on the team with nine coverage stops and has also added 11 defensive tackles.

Signing with New Orleans following the 2024 NFL Draft, G **Kyle Hergel** appeared in 57 games with 56 starts along the offensive lines to North Dakota (2018-21), Texas State (2021-22) and Boston College (2023). An honorable mention All-ACC selection after starting all 13 games for the Eagles at left guard in 2023, Hergel engaged in competition along the offensive line in training camp and after spending the start of the season on the practice squad, has contributed on special teams in two contests in 2024.

TE **Dallin Holker** was signed by New Orleans after a standout graduate transfer campaign at Colorado State, where he posted 64 receptions for 767 yards with six touchdowns, the highest total of yardage and scoring grabs in the college regular season by an FBS tight end. Holker's performance in the offseason and training camp secured a roster spot behind Johnson, Taysom Hill and Foster Moreau.

CONTINUED ON NEXT PAGE

**BUCKING THE ODDS (CONT.)**

New Orleans signed P **Matthew Hayball** out of Vanderbilt following the NFL Draft. The West Adelaide, Australia native finished as Vandy’s all-time leader in punting average (46.5) and was a consensus second-team All-American in 2023, when he ranked seventh nationally in net (43.1). Hayball won a training camp competition to secure the job. In the first five games, he has punted 14 times with a 40.4 net punting average.

CB **Rico Payton** signed a college free agent contract in the spring, playing his final four years at Pittsburg State. As a senior in 2023, the St. Louis native recorded 35 tackles with four interceptions and 15 passes defensed. Payton secured a roster spot with his performance in training camp practices and preseason games, leading the team with five passes defensed and adding seven defensive tackles and one coverage stop in three contests. Payton has contributed on both defense and special teams in the first four games with one pass breakup and two coverage stops.

WR **Mason Tipton** stuck on the 53-man roster after showing bright spots in training camp practices, following a college career at Yale, where he posted 132 receptions for 1,067 yards with 19 TDs. In 2024, he has five receptions for 25 yards.

**NEW ORLEANS SAINTS WHO HAVE JOINED THE TEAM AS UNDRAFTED ROOKIE FREE AGENTS**

<b>PLAYER, SCHOOL</b>	<b>SEASON</b>
DB J.T. Gray, Mississippi State	2018
DE Carl Granderson, Wyoming	2019
TE Juwan Johnson, Oregon	2020
WR/RS Rashid Shaheed, Weber State	2022
K Blake Grupe, Notre Dame	2023
LB Anfernee Orji, Vanderbilt	2023
CB Rico Payton, Pittsburg State	2024
P Matthew Hayball, Vanderbilt	2024
TE Dallin Holker, Colorado State	2024
WR Mason Tipton, Yale	2024
G Kyle Hergel, Boston College	2024

**SAINTS IN 2024 WHEN?**

Leading After First Quarter.....	2-1
Tied After First Quarter.....	0-1
Trailing After First Quarter.....	0-1
Leading at Halftime.....	2-1
Trailing at Halftime.....	0-2
Leading After Third Quarter.....	2-1
Trailing After Third Quarter.....	0-2
Saints Score First.....	2-1
Opponent Scores First.....	0-2
Saints 200+ net Yards Passing.....	1-0
+ 2 Turnover Margin.....	1-0
+ 1 Turnover Margin.....	1-1
Even Turnover Margin.....	0-1
-1 Turnover Margin.....	0-1
Recording 1 Takeaway.....	1-2
Recording 2 Takeaways.....	0-1
Recording 3 Takeaways.....	1-0
Defense Has 3+ Sacks.....	2-1
Indoors.....	2-2
Outdoors.....	0-1
Home Games.....	1-1
Road Games.....	1-2
On Artificial Turf.....	2-2
On Natural Grass.....	0-1
Allowing 20 Or Fewer Points.....	2-1
Scoring 20 Or More Points.....	2-1

**SAINTS BY THE NUMBERS**

**1** - With the Sept. 8 47-10 season-opening win over Carolina, Dennis Allen is the only Saints head coach to win his first three openers in charge of the team. The Saints have won a franchise-record six consecutive season openers dating back to 2019. The six-game opener winning streak is the longest current streak in the National Football League.

**4** - With the defense under Allen’s supervision since 2016, the Saints have had four of the franchise’s 17 shutouts. New Orleans is the only team to have three shutouts since 2021. The Saints have had at least one shutout in each of the past three seasons for the first time since the 1987-89 teams (1986-89). Also the number of games the Saints kept opponents out of the end zone in 2023. With four home wins in 2024, the Saints will reach 200 regular season victories at the Caesars Superdome.

**CONTINUED ON NEXT PAGE**

**SAINTS BY THE NUMBERS (CONT.)**

**6** - In the Sept. 15 44-19 win at Dallas, New Orleans scored touchdowns on their first six offensive possessions for only the second time in franchise history, the other occurring on Dec. 21, 2008 at Detroit.

**8** - Ring of Honor members, including G Jahri Evans, who will be inducted at halftime of the Nov. 17 game vs. Cleveland.

**9** - In the Sept. 8 opening win over Carolina, New Orleans scored on nine straight possessions, their first nine of the contest, tying the club record previously set in 2011 and 2018.

**10** - With his second quarter two-yard touchdown reception from QB Derek Carr on Nov. 5, 2023, vs. Chicago, TE Taysom Hill became the first player since QB/HB Frank Gifford to have at least ten career rushing touchdowns, ten career passing touchdowns and ten career receiving touchdowns.

**11** -The number of rookies on the 53-man roster, including six draft picks (T Taliese Fuaga, CB Kool-Aid McKinstry, DT Khristian Boyd, LB Jaylan Ford, WR Bub Means and QB Spencer Rattler) and five free agents (P Matthew Hayball, G Kyle Hergel, TE Dallin Holker, CB Rico Payton and WR Mason Tipton).

**14** - Number of postseason berths.

**18** - Number of interceptions by New Orleans in 2023, tied for third in the NFL, more than doubling and nearly tripling their 2022 total of seven. The Saints' seven interceptions in 2024 through the first five games are ranked third in the NFL. Also the club-best and career-high number of passes defensed by CB Paulson Adebo in 2023, ranked third in the league.

**28** - Number of teams Jordan has a sack against. The clubs Jordan has not recorded a takedown against are Baltimore, Kansas City, and the New York Jets.

**34** - Number of years separated from when the club last had shutouts in three straight seasons (1986-89), after they posted shutouts in 2021 (9-0, Dec. 19 at Tampa Bay), 2022 (24-0, Oct. 30 vs. Las Vegas) and on Oct. 8, 2023 at New England (34-0).

**35** -With 35 career interceptions, S Tyrann Mathieu is tied with Vikings S Harrison Smith as the NFL's active leader.

**39** - Career number of 300-yard passing games by Carr, eighth in the NFL since coming into the league in 2014. With 300-yards on Sunday vs. Tampa Bay, Carr would move into a tie for sixth over the period.

**47** - Players sacked by Jordan in his career.

**57** - RB Alvin Kamara had a career-long 57-yard touchdown reception in the Sept. 15 win at Dallas.

**73** - The club is in its 58th season of play in 2024.

**59** - Club-record number of rushing touchdowns by Kamara, the second-highest league total since he was drafted by the Saints in 2017. The total is tied for 56th all-time after he rushed for one score on Sunday at Atlanta.

**60** - Kamara needs 60 receptions to surpass Marcus Allen (587) for the fifth-most receptions by a running back in NFL history. Only Larry Centers (827), Marshall Faulk (767), LaDainian Tomlinson (624) and Keith Byars (610) have more. Kamara has 528 career receptions after recording six grabs for 40 yards on Monday night at Kansas City.

**75** - Kamara's 75 receptions in 2023 led NFC tailbacks and ranked second in the NFL at running back. With 75 catches in 2024, he would become the first running back in NFL history with at least 75 grabs in six career seasons.

**77** - DB J.T. Gray's 77 special teams tackles since coming to the NFL in 2018 lead the NFL over the period.

**84** - Franchise-record number of total touchdowns by Kamara, the second-highest total in the NFL since 2017 and tied for 59th all-time. With one touchdown Sunday, Kamara would move into a tie for 57th.

**117.5** - Career sacks by Jordan, first in team records and ranked 23rd all-time in the NFL.

**CONTINUED ON NEXT PAGE**

**SAINTS BY THE NUMBERS (CONT.)**

**164** - Number of regular season games Derek Carr has started in his career, the most by a signal-caller since 2014.

**180** - Number of total yards from scrimmage by Kamara on Sept. 15 at Dallas. Combined with his four touchdowns on Sept. 15 and a 172-yard, six-touchdown performance on Christmas day in 2020 vs. Minnesota, he became the fifth player in the Super Bowl era with multiple career games with at last 150 scrimmage yards and four touchdowns, joining Pro Football Hall of Famers LaDainian Tomlinson [four games], Marshall Faulk [three] and Jerry Rice [two], as well as Clinton Portis [two].

**250** - Number of career touchdown passes by Carr, ranked 26th overall. Carolina Panthers signal caller Andy Dalton and Drew Bledsoe are tied for 24th with 251.

**424** - Franchise wins [regular season/postseason combined].

**528** - With 528 career receptions, Kamara needs 21 grabs to surpass Faulk [548] for the most receptions by a running back in his first eight seasons in NFL history.

**1,364** - Career number of tackles by Davis, joining Seattle linebacker Bobby Wagner and Tampa Bay linebacker Lavonte David as only the third active player with 1,300 stops.

**3,666** - Career completions by Carr, ranked 20th all-time.

**10,650** - Club-record number of yards from scrimmage by Kamara, the second-highest total in the NFL since 2017.

**40,089** - Career passing yardage total by Carr, ranked 25th all-time. On Monday night, Carr became the seventh player to reach 40,000 passing yards in their first 11 campaigns.

**PRO BOWL PLAYERS COACHED BY DENNIS ALLEN**

Allen's coached 13 players who've earned 26 Pro Bowl selections as head coach, coordinator and position coach, five currently with the club.



**PRO BOWL PLAYERS COACHED BY ALLEN AS A HEAD COACH, COORDINATOR OR POSITION COACH**

Pos	Player	Pro Bowls	Years
CB	Champ Bailey	1	2011
<b>LB</b>	<b>Demario Davis</b>	<b>2</b>	<b>2022-23</b>
S	Brian Dawkins	1	2011
DE	Elvis Dumervil	1	2011
S	Roman Harper	2	2009-10
<b>DE</b>	<b>Cameron Jordan</b>	<b>7</b>	<b>2015, 2017-21</b>
<b>CB</b>	<b>Marshon Lattimore</b>	<b>4</b>	<b>2017, 2019-21</b>
<b>C</b>	<b>Erik McCoy</b>	<b>1</b>	<b>2023</b>
OLB	Von Miller	1	2011
FB	Marcel Reece	3	2012-14
<b>PR</b>	<b>Rashid Shaheed</b>	<b>1</b>	<b>2023</b>
S	Darren Sharper	1	2009
DE	Will Smith	1	2006

**RED ZONE SCORING**

Under the supervision of offensive coordinator Klint Kubiak, the New Orleans offense is ranked first in the NFL in the National Football League in red zone touchdown percentage.

**NFL RED ZONE TOUCHDOWN PERCENTAGE LEADERS IN 2024**

Team	Dri.	Pts.	TD	TD%
<b>1. NO</b>	<b>17</b>	<b>94</b>	<b>13</b>	<b>76.5</b>
2t. Cle	8	46	6	75.0
2t. Bal.	20	117	15	75.0
4. Hou.	13	65	9	69.2

## SAINTS AT CHIEFS

### KEEPING DRIVES GOING

In 2024, the Saints are ranked second in the NFL in third down conversion rate.

### 2024 NFL THIRD DOWN CONVERSION PCT. LEADERS

Team	Made	Att.	Pct.
1. Washington	31	60	51.7
<b>2. New Orleans</b>	<b>29</b>	<b>57</b>	<b>50.9</b>
3. Baltimore	29	58	50.0

### RUN GAME REVIVAL

In 2024, New Orleans is ranked tenth in the NFL in rushing yards per game [127.2] and second in the league with nine rushing touchdowns.

### NFL RUSHING YARDS PER GAME LEADERS IN 2024

Team	Gms.	Rush Yds.	Yds. Per Game	Rush TD
1. Bal.	5	1,056	211.2	8
2. Was.	5	892	178.4	13
3. GB	5	824	164.8	3
4. Arz.	5	782	156.4	4
5. Phi.	4	615	153.8	6
6. Det.	4	605	151.3	7
7. SF	5	720	144.0	4
8. NE	5	657	134.0	3
9. LAC	4	511	127.8	2
<b>10. NO</b>	<b>5</b>	<b>636</b>	<b>127.2</b>	<b>9</b>

### DEFENSIVE LEADERS IN THE NFL

Since 2017, Allen's second full season in charge of the Saints defense, the team has ranked seventh in the NFL in opponent net yards per game.



### NFL TOTAL DEFENSE LEADERS SINCE 2017

Team	Opp. Net Yds. Gm.
1. Buf.	314.9
2. SF	315.0
3. Bal.	320.8
4. Pit.	324.7
5. NE	327.9
6. Chi.	328.0
<b>7. NO</b>	<b>328.1</b>

### INSIDE THE 20

The New Orleans defense is ranked first in the NFL in opponent red zone touchdown percentage after allowing the Kansas City Chiefs to score touchdowns only two times on seven attempts on Monday night.

### NFL OPP. RED ZONE TOUCHDOWN PERCENTAGE LEADERS IN 2024

Team	Dri.	Pts.	TD	TD%
<b>1. NO</b>	<b>16</b>	<b>49</b>	<b>4</b>	<b>25.0</b>
2. LAC	7	23	2	28.6
3t. Den.	9	34	3	33.3
3t. Pit.	15	56	5	33.3

### AGAINST THE PASS

In 2023, the Saints finished tenth in the NFL in opponent net passing yards per game and fifth in opponent passer rating [79.7]. In 2024, the Saints rank third in the NFL with a 71.9 opponent passer rating and have surrendered the fewest touchdown passes in the league.

### 2024 NFL OPPONENT PASSER RATING LEADERS

Rk. Team	Rating
1. Chicago	68.2
2. Minnesota	70.3
<b>3. New Orleans</b>	<b>71.9</b>

### FEWEST TOUCHDOWN PASSES SURRENDERED IN THE NFL IN 2024

Rk. Team	TD Passes
<b>1. New Orleans</b>	<b>1</b>
2t. Chicago	2
2t. New York Jets	2

## SAINTS AT CHIEFS

### BALL-HAWKING DEFENDERS

Competitiveness against opposing passing attacks has become a mantra of Allen and the defensive coaching staff. New Orleans' 99 passes defended in 2023 were ranked first in the National Football League with cornerback Paulson Adebo ranked third individually with a career-high 18 and two other players in the top ten, including cornerback Alontae Taylor (career-high 14), making the Saints the only team with three players in the top ten. In 2024, Adebo is tied for second in the league with eight, with the team ranked third.

### 2024 TEAM NFL PASSES DEFENSED LEADERS (PRESS BOX TOTALS)

Rk. Team	Passes Defensed
1. Minnesota	41
2. Tampa Bay	28
3. <b>New Orleans</b>	17

### PICK CITY

Interceptions have also been a priority of Allen, Defensive Coordinator Joe Woods and the coaching staff. In 2023, the club's 18 picks were double the team's 2022 total of seven, tied for third in the National Football League. Individually, Adebo and safety Tyrann Mathieu tied for the team lead with four picks apiece, tied for seventh in the NFL. In 2024, the Saints are ranked third in the NFL with seven picks with Mathieu and Adebo tied for third individually with two apiece.



### 2024 TEAM NFL INTERCEPTION LEADERS

Rk. Team	Interceptions
1. Minnesota	11
2. Green Bay	9
3. <b>New Orleans</b>	7
4t. Chicago	6
4t. Pittsburgh	6

### THIRD DOWN DEFENSE

In 2023, the the Saints finished ranked fourth in the NFL in opponent third down percentage (34.5) and first in third and short situations (40.7 percent in third and four and lower).

### 2023 OPP. THIRD AND SHORT (THIRD AND FOUR OR LOWER) CONVERSION PERCENTAGE LEADERS

Team	Made	Att.	Pct.
1. <b>New Orleans</b>	22	50	40.7
2. Tennessee	38	76	50.0
3. Detroit	28	55	50.9

### 2023 OPP. THIRD DOWN CONVERSION PCT. LEADERS

Team	Made	Att.	Pct.
1. Cleveland	67	230	29.1
2. Denver	67	202	33.2
3. Atlanta	77	228	33.8
4. <b>New Orleans</b>	78	226	34.5
5. Houston	81	227	35.7

### STOPPING THE RUN

In 2024, New Orleans Ranks seventh in the NFL in opponent rushing yards per game.



### 2024 NFL OPPONENT RUSHING YARDS PER GAME

Team	Opp. Rush Yards/Game
1. Bal.	60.4
2. Min.	67.2
3. KC	88.4
4. Det.	90.8
5. Pit.	91.2
6. LAC	94.0
7. <b>NO</b>	105.0
8. Jax.	105.6
9. SF	110.8



## SAINTS AT CHIEFS

Since 2017, New Orleans ranks fifth in the NFL in opponent rushing yards per game and seventh in opponent yards per rush.

### 2017-PRESENT NFL OPPONENT RUSHING YARDS PER GAME

Team	Opp. Rush Yards/Game
1. Bal.	95.9
2. Ten.	100.4
3. TB	101.5
4. SF	102.8
5. NO	103.4

### 2017-PRESENT NFL OPPONENT RUSHING YARDS PER PLAY

Team	Opp. Rush Yards/Play
1. Ten.	3.95
2. SF	4.00
3. Ind.	4.07
4. Bal.	4.10
5. TB	4.12
6. NYJ	4.13
7. NO	4.14

## SACK ATTACK

Since 2017, New Orleans' 329 sacks are ranked second in the NFC and third in the National Football League. In 2024, the Saints are tied for tenth in the NFL with two other teams with 12 sacks. The club's quarterback takedown leader, second-year DT Bryan Bresee is tied for tenth in the NFL overall with four and is tied for second among interior linemen.

### NATIONAL FOOTBALL LEAGUE SACK LEADERS FROM 2017-PRESENT

Rk. Team	Sacks
1. Pittsburgh	373
2. Los Angeles Rams	330
3. New Orleans	329
4. Philadelphia	322
5. Baltimore	318

## SUPER SPECIAL TEAMS UNITS

In their fifth year under the supervision of Assistant Head Coach/Special Teams Coordinator **Darren Rizzi**, the Saints special teams units finished ranked second in the National Football League under writer Rick Gosselin's comprehensive special teams rankings system. This was the fourth top five ranking by the Saints special teams units during Rizzi's tenure, based on 22 kicking-game categories with New Orleans leading or sharing the lead in five of them and finishing in the top 10 in 13.



## SPECIAL TEAMS TOUCHDOWNS

In 2023, New Orleans recorded two touchdowns on special teams for the first time since the 2017 campaign. WR/RS **Rashid Shaheed** had a 76-yard punt return for a touchdown at Green Bay on Sept. 24, the team's first punt return for a touchdown since 2019. On Dec. 10, vs. Carolina, LB **Nephi Sewell** forced Panthers P Johnny Hekker to fumble on a punt play, which was recovered by LB **D'Marco Jackson** for an eight-yard touchdown.

## RETURN GAME

Shaheed provided a spark to the New Orleans punt return game. Signed as an undrafted free agent in 2023 out of FCS Weber State, he finished second in the NFC and third in the NFL in punt return average, as he was selected a Pro Bowl starter as a return specialist, a first-team *Associated Press* All-Pro as a punt returner as well as PFWA All-NFL and All-NFC. In the Sept. 8 season-opening win over Carolina, Shaheed had a 47-yard runback.

### 2023 NFL PUNT RETURN AVERAGE LEADERS

Player	Ret.	Yds.	Avg.	TD
1. Derius Davis	24	385	16.0	1
2. Britain Covey	29	417	14.4	0
3. Rashid Shaheed	25	339	13.6	1

## SAINTS AT CHIEFS

### COVERAGE CAPTAIN

New Orleans' coverage units in 2024 will again be led by special teams co-captain **J.T. Gray**. Signed by the Saints following the 2018 NFL Draft out of Mississippi State, Gray has been voted by teammates as a special teams captain for the past three seasons and has been selected both as a Pro Bowl starter and AP All-Pro. Playing in 86 career games, Gray has career totals of 77 special teams stops, two blocked punts, three fumble recoveries and ten defensive tackles, 2.5 sacks and a pass defense. In 2023, he finished with 11 coverage stops to lead the team and tie for 12th in the NFL in 14 contests. Gray's special teams impact was at its best on Sept. 22, when he blocked a punt in the third quarter vs. Philadelphia, the second of his career.



### 2023 SAINTS SPECIAL TEAMS TACKLES LEADERS

Rk. Saint	No.
1. J.T. Gray	11
2. D'Marco Jackson	8

Gray's 77 tackles since 2018 are ranked third in the NFL, despite missing six total contests in 2022 and 2023 with injuries. Since his first full season in 2019, Gray's 77 stops rank first in the league. In 2024, Gray is ranked first on the team with ten stops.

### 2018-PRESENT SPECIAL TEAMS TACKLES LEADERS

Rk. Player, Team	No.
1. Nick Bellore, Sea.	79
2. George Odum, Ind.-SF	78
<b>3. J.T. Gray, NO</b>	<b>77</b>
4. Justin Bethel, Atl.-Bal.-NE-Mia.	63

### NUMBER ONE IN PUNT COVERAGE

The success of the team's coverage units allowed New Orleans to rank first in the NFL in opponent punt return average.

### 2023 NFL OPPONENT PUNT RETURN AVERAGE LEADERS

Team	Opp. Punt Return Av.
<b>1. NO</b>	<b>5.6</b>
2. Den.	6.3
3. Jax.	6.5
4. Houston	6.6

### KICKOFF COVERAGE LEADERS

The Saints kickoff coverage units are currently ranked first in the NFL as opponents' average starting field position is at the 27-yard line following kickoffs, adjusting to the rules changes.

### 2024 NFL OPPONENT KICKOFF AVERAGE STARTING POSITION LEADERS

Team	Opp. Starting Position
<b>1. New Orleans</b>	<b>27.0</b>
2. Dallas	27.0
3. Cleveland	27.7

### JUST FOR KICKS

In 2023, rookie free agent **K Blake Grupe** won place-kicking duties in training camp and made significant contributions to the special teams units.



Grupe was signed as a free agent out of Notre Dame, where he played his graduate campaign in 2022, after handling kicking duties at Arkansas State from 2017-21. In 17 games, Grupe made 30 of 37 field goal attempts and all 40 PAT attempts to lead the team with 130 points. In the Sept. 8 season-opening win over Carolina, Grupe had a career-high 17 points, drilling all four field goal attempts, including a first quarter 57-yard kick.

## QUARTERBACKS

### DEREK CARR



On March 6, 2023, the Saints agreed to terms with Derek Carr on a four-year contract to solidify the quarterback position. He spent the first nine seasons of his NFL career with the Oakland/Las Vegas Raiders. Originally selected in the second round [36th overall] of the 2014 NFL Draft by the Raiders out of Fresno State, the Bakersfield, Calif. native has started all 164 career regular season games he has played in, the most starts at the position over that time, completing 3,666-of-5,634 passes [65.1 pct.] for 40,089 yards with 250 touchdown passes, 111 interceptions and a 92.5 passer rating, while adding 907 rushing yards and seven touchdowns. Since entering the league in 2014, Carr ranks first in the NFL in completions, second in passing yardage and sixth in passing touchdowns. He became the third quarterback in NFL history to pass for 3,000-plus yards in each of his first ten seasons, joining Pro Football Hall of Fame signal-caller Peyton Manning and Russell Wilson. He is just the seventh player in NFL history to reach 40,000 passing yards in his first nine seasons and has completed 314 passes of 25+ yards since he entered the league in 2014, third-most in the NFL over that span.

Carr started all 17 games in 2023 and completed 375-of-548 passes [68.4 pct.] for 3,878 yards with 25 touchdowns, eight interceptions and a 97.7 passer rating. He finished his first season in Black and Gold ranked second in the NFL in fourth quarter passer rating [106.9], sixth in completion percentage, seventh in completions and tenth in TD passes and passer rating.

In 2024, Carr has completed 90-of-128 passes [70.3 pct.] for 989 yards, eight touchdowns, only four interceptions and a 100.7 passer rating. Carr ranks fifth in touchdown percentage [6.3], is tied for fifth in touchdown passes and seventh in completion percentage and passer rating.

## WHERE HE RANKS

Since 2014, Carr has thrown for 40,089 passing yards, the most in the NFL over that span.

### PASSING YARDS SINCE 2014

Rk.	Quarterback	No.
1.	<b>Derek Carr</b>	<b>40,089</b>
2.	Tom Brady	40,065
3.	Matthew Stafford	39,828
4.	Kirk Cousins	39,524
5.	Matt Ryan	39,320

Carr's 39 career games of at least 300 yards passing since 2014 are ninth in the NFL.

### 300-YARD PASSING GAMES SINCE 2014

Rk.	Quarterback	No.
1.	Tom Brady	54
2.	Matt Ryan	52
3.	Kirk Cousins	49
4.	Drew Brees	45
5.	Patrick Mahomes	44
6t.	Philip Rivers	40
6t.	Ben Roethlisberger	40
6t.	Matthew Stafford	40
9.	<b>Derek Carr</b>	<b>39</b>

Carr's 25 touchdown passes since 2014 are the sixth-most in the NFL since his arrival in the league.

### TOUCHDOWN PASSES SINCE 2014

Rk.	Quarterback	No.
1.	Aaron Rodgers	294
2.	Tom Brady	290
3.	Russell Wilson	282
4.	Kirk Cousins	270
5.	Matthew Stafford	251
6.	<b>Derek Carr</b>	<b>250</b>

## SAINTS AT CHIEFS

Carr's 3,648 completions since 2014 are the most in the NFL over that span and ranked 20th in league record books

### COMPLETIONS SINCE 2014

Rk.	Quarterback	No.
1.	Derek Carr	3,666
2.	Tom Brady	3,575
3.	Kirk Cousins	3,470
4.	Matthew Stafford	3,467
5.	Matt Ryan	3,458

## 20+TDS

With 25 touchdowns in 2023 after tying his career-high by tossing four scoring throws in the season finale win vs. Atlanta, Carr has notched nine career seasons with 20+ passing touchdowns, tied for the most 20-touchdown seasons since 2014.

### SEASONS WITH 20+ PASSING TOUCHDOWNS SINCE 2014

Rk.	Quarterback	No.
1t.	Derek Carr	9
1t.	Tom Brady	9
1t.	Russell Wilson	9
4t.	Matt Ryan	8
4t.	Aaron Rodgers	8
4t.	Kirk Cousins	8

Carr is only the fifth player in NFL history to have nine or more campaigns with 20+ passing touchdowns in their first ten seasons.

### SEASONS WITH 20+ PASSING TOUCHDOWNS IN FIRST 10 SEASONS

Rk.	Quarterback	No.
1t.	Russell Wilson	10
1t.	Peyton Manning	10
1t.	Dan Marino	10
4t.	Derek Carr	9
4t.	Matt Ryan	9

## 20+ IN THE LAST FIVE

Carr is also one of only three quarterbacks with 20+ passing touchdowns in each of the last five seasons (2019-23), joining Josh Allen and Patrick Mahomes.

## MULTI-TD GAMES

With two touchdowns on Monday night at Kansas City, Carr's 80 career games with multiple passing touchdowns are ranked fifth since 2014.

### GAMES WITH MULTIPLE TD PASSES SINCE 2014

Rk.	Quarterback	No.
1.	Aaron Rodgers	95
2.	Tom Brady	89
3.	Russell Wilson	86
4.	Kirk Cousins	84
5.	Derek Carr	80
6.	Matthew Stafford	78

## 3,000 X 10

Carr's one of just three quarterbacks to pass for at least 3,000 yards in each of his first ten seasons.

### QUARTERBACKS WITH 10 3,000 YARD SEASONS TO START CAREER

Rk.	Quarterback	Years
1t.	Derek Carr	2014-23
1t.	Peyton Manning	1998-2007
1t.	Russell Wilson	2012-21

## 40,000+ IN 11

Derek Carr is just one of seven National Football League quarterbacks to reach 40,000 career passing yards in their first 11 campaigns, after he reached 40,089 career passing yards on Monday night in Kansas City. Carr joins Matt Ryan, Peyton Manning, Matthew Stafford, Drew Brees, Dan Marino, Russell Wilson.

### PASSING YARDS - FIRST 11 SEASONS

Rk.	Quarterback	No.
1.	Matt Ryan	46,720
2.	Peyton Manning	46,088
3.	Matthew Stafford	41,025
4.	Drew Brees	40,742
5.	Dan Marino	40,720
6.	Russell Wilson	40,583
7.	Derek Carr	40,089

**CLUTCH CARR**

Carr has thrown three passing touchdowns in overtime in his career. Since overtime began in the NFL in 1974, his three passing touchdowns are tied for second in that span.

**OVERTIME PASSING TOUCHDOWNS-SINCE 1974**

Rk.	Quarterback	No.
1.	Drew Bledsoe	4
<b>2t.</b>	<b>Derek Carr</b>	<b>3</b>
2t.	Dak Prescott	3
2t.	Terry Bradshaw	3

**PINPOINT PASSER**

Carr's 68.4% completion percentage was ranked sixth among National Football League Passers. His 70.3 completion percentage through five games in 2024 currently ranks seventh in the league.

**2024 NFL COMPLETION PERCENTAGE LEADERS**

Rk.	Quarterback	Comp. Pct.
1.	Jayden Daniels	77.1
2.	Joe Burrow	72.3
3.	Baker Mayfield	71.9
4.	Geno Smith	71.9
5.	Jared Goff	71.0
6.	Gardner Minshew II	70.7
<b>7.</b>	<b>Derek Carr</b>	<b>70.3</b>
8.	Joe Flacco	70.0

**RATINGS LEADER**

In 2024, Carr ranks eighth in the NFL with a 103.9 passer rating.

**2024 NFL PASSER RATING LEADERS**

Rk.	Quarterback	No.
1.	Joe Flacco	115.6
2.	Joe Burrow	113.6
3.	Barker Mayfield	112.2
4.	Lamar Jackson	107.3
5.	Jayden Daniels	106.3
6.	Sam Darnold	103.4
7.	Josh Allen	102.8
<b>8.</b>	<b>Derek Carr</b>	<b>100.7</b>

**CHUNK PLAYS**

Derek Carr owns 336 completions of 20 yards or more over the last seven seasons (2018-24), the third-most in the National Football League over that span.

**20+ YARD COMPLETIONS - SINCE 2018**

Rk.	Quarterback	No.
1.	Patrick Mahomes	387
2.	Jared Goff	355
<b>3.</b>	<b>Derek Carr</b>	<b>336</b>

Carr owns 314 completions of 25 yards or more over his ten-year career, the third-most in the National Football League over that span.

**25+ YARD COMPLETIONS-SINCE 2014**

Rk.	Quarterback	No.
1.	Russell Wilson	320
2.	Kirk Cousins	315
3.	Derek Carr	314
4.	Tom Brady	309
5.	Aaron Rodgers	295
6.	Matthew Stafford	294

Carr owns 95 completions of 40 yards or more in his career, tied for the third most in the National Football League over that span (2014-). On Monday night at Kansas City, Carr tossed a 43-yard touchdown to WR/RS Rashid Shaheed.

**40+ YARD COMPLETIONS-SINCE 2014**

Rk.	Quarterback	No.
1.	Russell Wilson	105
2.	Matthew Stafford	102
<b>3t.</b>	<b>Derek Carr</b>	<b>95</b>
3t.	Aaron Rodgers	95
5.	Kirk Cousins	92

## RUNNING BACKS

### ALVIN KAMARA

A talented runner and receiver who was selected by the Saints in the third round of the 2017 NFL Draft out of the University of Tennessee, Kamara enjoyed an outstanding rookie campaign. He ranked first on the club and sixth in the NFL in yards from scrimmage (1,554), second on the team in rushing and receiving, carrying 120 times for 728 yards (6.1 avg) with eight TDs and a two-point conversion, catching 81 passes for 826 yards (10.2 avg) with five touchdowns and one kickoff return for a touchdown in the regular season finale. Kamara set a club rookie record with 14 total scores, tied for second in the NFL and finished first in the league in yards per carry.

Kamara was the first Saints offensive rookie selected to the Pro Bowl since Rueben Mayes (1986), as an *Associated Press* second team All-Pro (flex), the club's first rookie All-Pro since 1993. He was also named *The Sporting News* NFL Rookie of the Year and AP NFL Offensive Rookie of the Year.

Kamara is off to a spectacular start in 2024, carrying 91 times for 388 yards (4.3 avg.) with five touchdowns and catching a club-best 23 passes for 214 yards (10.2 avg.) with a career-long 57-yard touchdown. With a nose for the end zone, he is ranked first in the league in first downs (33), tied for second in the NFL in total yards from scrimmage (602), ranked third in total touchdowns and rushing touchdowns and sixth in rushing.

In the Sept. 15 win at Dallas, Kamara had 180 total yards from scrimmage, including 115 rushing and four touchdowns, three on the ground to earn NFC Offensive Player of the Week honors.

In 106 career regular season games with 75 starts, Kamara has carried 1,406 times for 6,217 yards (4.4 avg.) with 59 touchdowns and has caught 528 passes for 4,433 yards (8.4 avg.) with 24 touchdowns. Kamara is the franchise's all-time leader in rushing touchdowns, total touchdowns (84), total yards from scrimmage (10,650) and all-purpose yardage (11,308) and is ranked second in rushing yards.

## SCRIMMAGE LEADER

Since entering the NFL in 2017, Kamara ranks second in the league in total yards from scrimmage (10,650), only one of four players to have 10,000 over that period. Kamara (2017-22) became the first NFL Player since Julio Jones (2014-19) to have six consecutive seasons of at least 1,300 total yards from scrimmage. The 10,650 total yards from scrimmage ranks second among active players.

### NFL TOTAL YARDS FROM SCRIMMAGE LEADERS SINCE 2017

Rk.	Player	No.
1.	Derrick Henry	10,954
2.	<b>Alvin Kamara</b>	<b>10,650</b>
3.	Christian McCaffrey	10,505
4.	Tyreek Hill	10,362
5.	Ezekiel Elliott	9,693

Kamara's 602 total yards from scrimmage in 2024 are tied for second in the NFL.

### NATIONAL FOOTBALL LEAGUE 2024 TOTAL YARDS FROM SCRIMMAGE LEADERS

Rk.	Player	No.
1.	Derrick Henry	621
2t.	<b>Alvin Kamara</b>	<b>602</b>
2t.	Jordan Mason	602

## ALL-PURPOSE LEADER

The franchise's all-purpose yardage (rushing, receiving, kickoff return and punt return yardage) leader, in the Oct. 29, 2023 win at Indianapolis, Kamara became the first Saint with 10,000 career all-purpose yards.

### SAINTS CAREER ALL-PURPOSE YARDAGE LEADERS

Rk.	Saints	No.
1.	<b>Alvin Kamara</b>	<b>11,308</b>
2.	Marques Colston	9,766
3.	Deuce McAllister	8,304

**TOUCHDOWN LEADER**

In the Saints' 2020 Christmas 52-33 win over the Vikings, Kamara tied the National Football League record for total touchdowns (6) and rushing touchdowns (6), as he carried 22 times for a career-high 155 yards (7.0 avg.), adding three receptions for 17 yards for 172 yards from scrimmage. The rushing touchdowns record tied the mark held by Ernie Nevers of the Chicago Cardinals since Nov. 28, 1929, while for total touchdowns, Kamara joins Nevers, Cleveland's Dub Jones (Nov. 25, 1951) and Chicago's Gayle Sayers (Dec. 12, 1965). The performance catapulted Kamara to the NFL's touchdown lead, as he joined running back Dalton Hilliard as only the second Saint to lead the league in touchdowns.



**2020 NFL TOUCHDOWN LEADERS**

Rk.	Player	No.
1.	Alvin Kamara, NO	21
2t.	Tyreek Hill, KC	17
2t.	Dalvin Cook, Min.	17
2t.	Davante Adams, GB	17

**SAINTS SINGLE SEASON TOUCHDOWN LEADERS**

Rk.	Saint, Year	No.
1.	Alvin Kamara, 2020	21
2t.	Dalton Hilliard, 1989	18
2t.	Alvin Kamara, 2018	18

Through his first eight seasons since being drafted, Kamara is the club's all-time leader in multiple touchdown performances, adding two multi-score games to his career totals in 2023.

**NEW ORLEANS SAINTS CAREER MULTI-TD GAMES**

Rk.	Saint	No.
1.	Alvin Kamara, 2017-	23
2t.	Marques Colston, 2006-15	15
2t.	Deuce McAllister, 2001-09	15

In 2023, Kamara became the franchise's all-time leader for touchdowns. In the National Football League record books, Kamara is tied for 59th all-time with wide receivers Calvin Johnson and Andre Rison and running back Herschel Walker. With one, he would move into a tie for 57th with wide receivers Mark Clayton and Tommy McDonald.

**NEW ORLEANS SAINTS CAREER TOTAL TOUCHDOWN LEADERS**

Rk.	Saint	No.
1.	Alvin Kamara, 2017-	84
2.	Marques Colston, 2006-15	72
3.	Mark Ingram, 2011-18, 21-22	57

**LEADER LIST IN 2024**

Kamara's six total touchdowns in 2024 are currently ranked third in the NFL

**2024 NFL TOTAL TOUCHDOWN LEADERS**

Rk.	Player	No.
1t.	Derrick Henry, Baltimore	7
1t.	Kyren Williams, L.A. Rams	7
3.	Alvin Kamara, New Orleans	6

**FIRST DOWN LEADER**

Kamara's 33 first downs in 2024 lead the NFL.

**2024 NFL FIRST DOWN LEADERS**

Rk.	Player	No.
1.	Alvin Kamara, New Orleans	33
2.	Derrick Henry, Baltimore	32
3.	Kyren Williams, L.A. Rams	31
4.	Jordan Mason, San Francisco	30

**67 THROUGH 70**

Kamara in his first game returning from a knee injury in the December 12, 2021 30-9 win at the New York Jets rushed 27 times for 120 yards with one touchdown and caught 4 passes for 25 yards. Kamara's touchdown run in the second quarter was the 67th score of his career and tied him for the second-most touchdowns in a player's first 70 games since the league merger behind LaDanian Tompkins's 68 touchdowns in only 67 career contests.

**TWO-POINT LEADER**

With a pair of two-point conversions on Nov. 12, 2023, at Minnesota, Kamara is now tied for first in NFL record books with Pro Football Hall of Fame RB and New Orleans native Marshall Faulk with seven total, needing one more to become the NFL's all-time record holder. Kamara had three two-point conversions in 2023, the second time he did so in his eight-year career, tied for the NFL lead and one short of tying the league single-season mark.

**ON THE RUN**

Kamara finished 2018 second in the NFL with a club-record 14 rushing touchdowns, tied for second with a franchise-best 16 scores on the ground in 2020 and is tied for first in 2024 with five.

**2018 NFL RUSHING TOUCHDOWN LEADERS**

Rk. Player	No.
1. Todd Gurley, LAR	17
<b>2. Alvin Kamara, NO</b>	<b>14</b>

**2020 NFL RUSHING TOUCHDOWN LEADERS**

Rk. Player	No.
1. Derrick Henry, Ten.	17
<b>2t. Alvin Kamara, NO</b>	<b>16</b>
2t. Dalvin Cook, Min.	16

Kamara became the franchise's all-time rushing touchdown leader on Dec. 3, vs. Detroit and has extended the record by seven.

**SAINTS CAREER RUSHING TOUCHDOWN LEADERS**

Rk. Saint	No.
<b>1. Alvin Kamara, 2017-</b>	<b>59</b>
1. Mark Ingram, 2011-18, 21-22	52
3. Deuce McAllister, 2001-09	49

The 59 rushing touchdowns since coming into the league in 2017 are ranked second over that period. Kamara is tied for 56th all-time in rushing touchdowns.

**RUSHING TOUCHDOWNS SINCE 2017**

Rk. Player	No.
1. Derrick Henry	91
<b>2. Alvin Kamara</b>	<b>59</b>
3. Ezekiel Elliott	57

**DUAL THREAT**

Kamara posted double-digit reception performances in the same season for the first time in his NFL career in 2023, with 13 grabs vs. Tampa Bay, Oct. 1 and 12 catches vs. Jacksonville, Oct. 29. His seven career games of ten or more catches is tied for second in National Football League history among running backs

**MOST GAMES WITH 10-PLUS RECEPTIONS, RUNNING BACKS, NFL HISTORY**

Rk. Player	No.
1. Christian McCaffrey	11
<b>2t. Alvin Kamara</b>	<b>7</b>
2t. Austin Ekeler	7
3t. LaDainian Tomlinson	6
3t. Larry Centers	6

The dual-threat weapon also has 12 career games with a rushing and receiving touchdown after having three rushing touchdowns and a career-long 57-yard receiving touchdown on Sunday at Dallas, tied for No. 3 in NFL history with Brian Westbrook and Lenny Moore. With his next performance of a receiving touchdown and a rushing touchdown in the same contest, Kamara will move into sole possession of third place in NFL record books.

**MOST GAMES WITH A RUSHING TOUCHDOWN AND RECEIVING TOUCHDOWN IN NFL HISTORY**

Rk. Player	No.
1. Marshall Faulk	15
1t. Christian McCaffrey	15
<b>3t. Alvin Kamara</b>	<b>12</b>
3t. Brian Westbrook	12
3t. Lenny Moore	12
6. Jim Brown	11
7. Austin Ekeler	10



**RECEIVING LEADER**

In 2023, Kamara’s 75 receptions were ranked second in the NFL among running backs. He now has five seasons of 75 or more catches, moving him into a tie with WRs Marques Colston and Joe Horn for the most in franchise history. With at least 75 receptions in 2024, not only will he tie the club record, but he would become the first running back in NFL history with at least 75 receptions in six seasons. Overall, Kamara’s 522 career receptions are ranked 12th all-time among running backs and rank fifth in Saints record books overall. With 34 catches, Kamara would move into the top ten among league running backs.

**MOST RECEPTIONS BY RUNNING BACK-NFL (2023)**

Player	Rec.	Yds.	Avg.	TDs
1. Breece Hall, NYJ	76	591	7.8	4
<b>2. Alvin Kamara, NO</b>	<b>75</b>	<b>466</b>	<b>6.2</b>	<b>1</b>
3. Christian McCaffrey, SF	67	564	8.5	7

With 11 receptions, Kamara will move into third place in club receiving record books and with 38 will move into second.

**SAINTS ALL-TIME RECEIVING LEADERS**

Saint	Rec.	Yds.	Avg.	TDs
1. Marques Colston	711	9759	13.7	72
2. Michael Thomas	565	6569	11.6	36
3. Eric Martin	532	7854	14.8	48
<b>4. Alvin Kamara</b>	<b>528</b>	<b>4433</b>	<b>8.4</b>	<b>24</b>

Since entering the league in 2017, Kamara’s 528 receptions and 4433 receiving yards rank first among running backs, while his 24 receiving touchdowns are third.

**RB RECEPTIONS SINCE 2017**

Player	Team	Receptions
<b>1. Alvin Kamara</b>	<b>New Orleans</b>	<b>528</b>
2. Christian McCaffrey	Car./SF	509

**RB RECEIVING YARDS SINCE 2017**

Player	Team	Receiving Yds
<b>1. Alvin Kamara</b>	<b>New Orleans</b>	<b>4,433</b>
2. Christian McCaffrey	Car./SF	4,320

**RB RECEIVING TOUCHDOWNS SINCE 2017**

Player	Team	Receiving TDs
Austin Ekeler	LA Chargers	30
Christian McCaffrey	Car./SF	29
<b>Alvin Kamara</b>	<b>New Orleans</b>	<b>24</b>

Kamara ranks first in Saints club history among running backs in receptions, receiving yards and receiving touchdowns.

**RB RECEPTIONS IN NEW ORLEANS SAINTS HISTORY**

Player	Seasons	Receptions
<b>Alvin Kamara</b>	<b>2017-</b>	<b>528</b>
Pierre Thomas	2007-14	327
Reggie Bush	2006-10	294

**RB RECEIVING YARDS IN SAINTS HISTORY**

Player	Seasons	Receiving Yards
<b>Alvin Kamara</b>	<b>2017-</b>	<b>4,433</b>
Pierre Thomas	2007-14	2,608
Dalton Hilliard	1986-93	2,233

**RB TOUCHDOWN RECEPTIONS IN SAINTS HISTORY**

Player	Seasons	Receiving TDs
<b>Alvin Kamara</b>	<b>2017-</b>	<b>24</b>
Darren Sproles	2011-13	16
Dalton Hilliard	1986-93	14
Wayne Wilson	1979-86	14

**VERSATILE THREAT**

Kamara’s 53 regular season games of 100+ scrimmage yards since 2017 rank second in the NFL after reaching the century mark in the first four contests.

**MOST 100+ TOTAL YARDS FROM SCRIMMAGE GAMES SINCE 2017**

Rk.	Player	No.
1.	Christian McCaffrey	55
<b>2.</b>	<b>Alvin Kamara</b>	<b>53</b>
3.	Derrick Henry	51

## RUNNING TO HISTORY

Currently ranked second in franchise record books, Kamara needs 284 yards rushing in 2024 to become the Saints' all-time rushing leader.

### ALL-TIME SAINTS RUSHING YARDS LIST

Player	Att	Yds	Avg	TDs
1. Mark Ingram	1,451	6,500	4.5	52
<b>2. Alvin Kamara</b>	<b>1,406</b>	<b>6,217</b>	<b>4.4</b>	<b>58</b>
3. Deuce McAllister	1,429	6,096	4.3	49

### JAMAAL WILLIAMS

This seven-year NFL veteran was signed by the New Orleans Saints as an unrestricted free agent in the 2023 offseason. In eight NFL seasons with Green Bay [2017-20], Detroit [2021-22] and New Orleans [2023-], Williams has played in 108 games with 44 starts, carrying 1,046 times for 4,054 yards with 32 touchdowns, also catching 182 passes for 1,282 yards with eight touchdowns for 5,336 total yards from scrimmage. Williams is part of a formidable rushing trio with Kamara and his former college teammate, Taysom Hill.

### JORDAN MIMS

A former standout at Fresno State, where he rushed for 3,285 yards and 37 TDs, Mims joined the Saints practice squad after going to training camp with Buffalo and contributed on special teams in two games for the Black and Gold in 2023. 6-0, 205, Mims will contribute in the run game and on special teams after earning a roster spot and had his first coverage tackle, Sept. 22, vs. Philadelphia..

## WIDE RECEIVERS

### CHRIS OLAVE

The 11th overall pick in the 2022 NFL Draft out of Ohio State, this talented wideout made an immediate impact as a rookie, catching 72 passes for 1,042 yards [14.5 avg.] and four TDs, leading the team in receptions, receiving average and receiving yards, while earning September NFL Offensive Rookie of the Month honors as the 24th player since the 1970 AFL-NFL merger to record 1,000 receiving yards as a rookie. Olave became the third Saints rookie to reach 1,000 receiving yards and the first Saints rookie since WR Danny Abramowicz [1967] to lead the team in receiving, receiving yardage and yards per catch in his first campaign.

In 2023, Olave took the next step in his career, leading the team in receiving and receiving yardage for the second consecutive season with 87 receptions for 1,123 yards and five touchdowns, tying for the team lead. The Southern California native became the seventh Saint with 85 receptions in a season and the sixth with 1,100 receiving yards in a season. In 2024, he leads the wideout corps in receiving with 22 grabs for 275 yards with one touchdown through the first five games.

## BY THE NUMBERS

**2** - With 72 receptions for 1,042 yards [14.5 avg.], Olave joined Danny Abramowicz [1967], as the second Saints rookie to lead the team in receiving, receiving yardage and yards per catch.

**3** - After a nine-reception, 123-yard performance on Dec. 21, 2023 at the Los Angeles Rams, Olave joined WRs Marques Colston [2006-07] and Michael Thomas [2016-17] to become only the third Saint to open his career with back-to-back 1,000-yard receiving campaigns. He led the team in receiving and receiving yardage and tied for the team lead in touchdown grabs with 87 catches for 1,123 yards [12.9 avg.] and five touchdowns. Olave was ranked 17th in the National Football League in both catches and receiving yardage and 15th in third down receptions.



**5** - After recording eight receptions on Sept. 29 at Atlanta to tie for the team lead, Olave has five performances in his career of at least eight grabs.

**5.0** - Olave's 5.0 receptions per game since entering the NFL in 2022, are the second-most by players drafted that season.

## BY THE NUMBERS

**8** - Number of 100-yard receiving games by Olave, the most recent a season-high 123-yard effort on Dec. 21, 2023 at the L.A. Rams, on a season-high nine grabs. Also the consecutive number of games where Olave recorded at least four receptions and at least 50 receiving yards from Sept. 18-Nov. 7, 2022.

**9** - Career-high number of receptions by Olave, which was tied in the Rams game and also had a career-best 147 receiving yards on Sept. 25, 2022 on nine grabs at Carolina.

**10** - Olave's career number of touchdown grabs after recording his first of 2024 on Sept. 22, vs. Philadelphia.

**11** - Selected with the 11th overall pick in the 2022 NFL Draft out of Ohio State, Olave is the highest pick for a Saints wideout since Wes Chandler (third overall) in 1978.

**12** - Olave led all rookies with 12 games of 50-or-more receiving yards in 2022, tied for the third-most such games ever by a rookie, trailing only Michael Clayton (14 games in 2004) and Terry Glenn (13 in 1996).

**26** - Olave's 26 third down receptions in 2022 were ranked second among NFL rookies and was tied for ninth overall in the league.

**69.5** - Olave led all NFL rookies with 69.5 receiving yards per game in 2022.

**72** - With 72 receptions in 2022, Olave was tied for second among NFL rookies, the fourth-highest total by a Saints rookie all-time.

**87** - Olave set a new career-high in 2023 with 87 receptions, the 11th-highest total in team history.

**345** - With 345 fourth quarter receiving yards in 2022, Olave finished second among all NFL rookies and was second in the NFC and fifth in the league.

**1,042** - With 1,042 receiving yards in 2022, Olave was ranked second among National Football league rookies and was the second-highest total all-time for a Saints rookie.

**2,440** - With 2,440 career receiving yards, Olave is ranked first among draft picks though his first three seasons from the class of 2022.

## RASHID SHAHEED

This third-year wideout has made his mark for New Orleans in both the passing game and the return game, where he was selected to the Pro Bowl and voted as an AP All-Pro in 2023. In addition to the return duties in 2023, Shaheed enjoyed a breakout season on offense, when he recorded 46 receptions for 719 yards (15.6 avg.) with five touchdown grabs, finishing 12th in the NFL in yards per catch.

Enjoying a breakout campaign, Shaheed has recorded 19 receptions for 338 yards (17.8 avg.) with three touchdowns, carried five times for 27 yards, brought back seven punts for 87 yards (12.4 avg.) and returned a five kickoffs for 146 yards (29.2 avg.). Shaheed's receiving average is ranked fifth in the NFL.

## 40+-YARD RECEPTION LEADERS SINCE 2022

Rk.	Player	40+-Yard Receptions
1.	Tyreek Hill, Mia.	17
2.	Rashid Shaheed, NO	14

## 2024 RECEIVING AVERAGE LEADERS

Rk.	Player	Receiving Avg.
1.	Alex Pierce, Ind.	28.3
2.	Jameson Williams, Det.	22.2
3.	Jayden Reed, GB	19.7
4.	Brian Thomas Jr., Jax.	18.0
5.	Rashid Shaheed, NO	17.8

## CEDRICK WILSON JR.

This seventh-year wideout was signed by New Orleans to a two-year contract at the start of free agency to compete for snaps on offense and to provide veteran leadership to the wideout room. In 73 regular season games with seven starts, he has recorded 102 receptions for 1,272 yards with 11 touchdowns. In 2023, the Memphis native posted 22 catches for 296 yards with three touchdowns, adding three grabs for 37 yards in the postseason.

## TIGHT ENDS

## TAYSOM HILL

Hill has brought unheralded versatility to the Saints offense and special teams. A participant on special teams since midseason in 2017, as well as a signal-caller and as a runner and receiver, Hill has played in 100 regular season games with 44 starts at several positions. He has carried 412 times for 2,236 yards, the most by a Saint not to play running back, with 29 touchdowns, ranked fifth in club records. In the passing game, he has caught 78 passes for 758 yards with 11 touchdowns, completed 191-of-298 passes (64.1 pct.) for 2,348 yards with 11 touchdowns, returned 19 kickoffs for 447 yards, made 15 special teams tackles and blocked one punt.

In 2023, Hill ranked second on the team in rushing with 81 carries for 401 yards (5.0 avg.) with four touchdowns, caught a career-high 33 passes for 291 yards with two TDs, completed six-of-11 passes for 83 yards with one TD and a 109.3 passer rating, returned a kickoff 18 yards and had two special teams tackles.

## RENAISSANCE MAN

Hill turned in an all-around standout performance in the November 5, 2023 win over the Chicago Bears, where he led the team in rushing, carrying 11 times for 52 yards (4.7 avg.), completed a three-yard touchdown pass to tight end Juwan Johnson and caught four passes for 13 yards with one touchdown.



## BY THE NUMBERS

**1** - With 2,236 rushing yards, 2,348 passing yards and 758 receiving yards, Hill is the only NFL player in the Super Bowl era with 2,000 career passing yards, 2,000 career rushing yards and 700 career receiving yards.

**5** - In 2023, Hill saw action at five offensive positions (quarterback, fullback, tailback, tight end and wide receiver), as well as participating on special teams.

**10** - With 11 career touchdown passes, 11 career receiving touchdowns and 29 career rushing touchdowns, Hill is the first player to have at least ten career passing touchdowns, ten career receiving touchdowns and ten career rushing touchdowns since Frank Gifford (Pro Football Hall of Fame Class of 1977).

**29** - Hill's 29 career rushing touchdowns are ranked for fifth in record books.

**33** - Hill's 33 receptions in 2023 set a career-high.

**40** - Hill has 40 career touchdowns, ranked tenth in club record books. With one more touchdown, he would tie RB Pierre Thomas for ninth and with two would take sole possession of ninth.

**47** - Hill brought back his first career NFL kickoff return 47 yards in a 21-18 win over the Cleveland Browns on Sept. 16, 2018, the longest of his career. In part-time kickoff return duty, he has brought back 19 kicks for 447 yards (23.5 avg.).

**575** - Hill's 575 rushing yards in 2022, was the highest rushing yardage total by a Saint whose primary position is not running back. In fact, Hill has the four biggest single-season non-running back rushing yardage totals.

**5,789** - Hill has accounted a total of 5,789 total yards in his seven-year NFL career (2,348 passing, 758 receiving, 2,236 rushing and 447 kickoff returns).

**JUWAN JOHNSON**

The former Penn State and Oregon wideout joined the New Orleans Saints in 2020 following the NFL Draft and transitioned to tight end his second season in 2021. In 2022, the New Jersey native had a breakout campaign as he appeared in 16 games with 12 starts and finished with 42 receptions for 508 yards and a team-best seven touchdown grabs. Johnson was tied for third among National Football League tight ends in receiving touchdowns. Overall, Johnson's 15 touchdown grabs since 2021 lead the team.

In 13 games with 11 starts in 2023, Johnson finished with 37 receptions for 368 yards and four touchdowns to lead the position group in all major receiving categories. In his final four contests of the season, three of which were Saints victories, Johnson had 17 grabs for 206 yards and three touchdowns.

**BIG TARGET**

Johnson's 12 touchdown grabs since 2022 are ranked fourth among NFL tight ends following his 16-yard scoring grab in the season opener.



**2022-PRESENT NATIONAL FOOTBALL LEAGUE TIGHT END RECEIVING TD LEADERS**

<b>Rk. Player</b>	<b>No.</b>
1. George Kittle	20
2. Travis Kelce	17
3. Cole Kmet	14
<b>4. Juwan Johnson</b>	<b>12</b>
5t. Mark Andrews	11
5t. T.J. Hockensen	11

**FOSTER MOREAU**

This veteran tight end and New Orleans native finished his fifth NFL season and first with the Black and Gold after spending his first four campaigns with the Oakland/Las Vegas Raiders. In his career, Moreau has appeared in 81 regular season games with 49 starts and has recorded 119 receptions for 1,358 yards (11.4 avg.) with 15 TDs, also adding seven special teams tackles.

After dealing with a nagging ankle injury in his first season in New Orleans, Moreau leads the Saints tight ends in receiving touchdowns with two scoring grabs on seven catches for 58 yards.

**OFFENSIVE LINE**

**HOLDING THE LINE**

Featuring an offensive line that only has two members (C Erik McCoy and RG Cesar Ruiz) returning to the same position they played in 2023, New Orleans Saints Offensive Line Coach John Benton, Senior Offensive Assistant Rick Dennison and Offensive Assistant Jahri Evans have managed a position group that have given up what is tied for the fewest sacks in the National Football League through the first four games of the season, while spurring the tenth-ranked run game in the NFL, that has reached the end zone nine times on the ground, the second-highest total in the league.



**SACKS ALLOWED IN THE NFL IN 2024**

<b>Rk. Team</b>	<b>No.</b>
<b>1t. New Orleans</b>	<b>5</b>
1t. Baltimore	5
3. Buffalo	6
4t. Denver	6
4t. Detroit	6

## DEFENSIVE LINE

### CAMERON JORDAN

New Orleans' first choice in the 2011 NFL Draft [24th overall] out of the University of California, Jordan has played in 214 career regular season games with 213 starts, recording 781 tackles [481 solo], a franchise record 117.5 sacks for a loss of 779.5 yards, two interceptions, 64 pass breakups, 15 forced fumbles and 11 fumble recoveries. In 2023, despite a lingering ankle injury, Jordan started every contest and recorded 43 tackles [20 solo], two sacks, three pass breakups and one fumble recovery.



## JORDAN SACK NOTES

Jordan is ranked first on the club's all-time sack list, currently ranked 23th in NFL record books.

### NEW ORLEANS SAINTS ALL-TIME SACK LEADERS [Regular Season since 1982]

Rk. Player, Years	No.
<b>1. Cameron Jordan, 2011-</b>	<b>117.5</b>
2. Rickey Jackson, 1982-93	115.0
3. Wayne Martin, 1989-99	82.5
4. Pat Swilling, 1986-92	76.5
5. Will Smith, 2004-12	67.5

Jordan has 53.5 sacks against NFC South teams, including 17 against Sunday's opponent, Tampa Bay.

### JORDAN'S CAREER SACKS [Most vs. a Single Team]

Rk. Team	No.
1. Atlanta Falcons	23
2. Tampa Bay Bucs	17
3. Carolina Panthers	13.5

After recording only one sack as a rookie in 2011, Jordan immediately picked up his production with eight takedowns in 2012. His 116.5 takedowns since his second season [2012], leads the NFL over that span.

### MOST SACKS IN THE NFL SINCE 2012

Rk. Player	No.
<b>1. Cameron Jordan</b>	<b>116.5</b>
2. Von Miller	115
3. Chandler Jones	112
4. Aaron Donald	111

Jordan's 71 quarterback takedowns since 2017 are ranked second in the NFC and sixth in the National Football League.

### MOST SACKS IN THE NFL SINCE 2017

Rk. Player	No.
1. T.J. Watt	101
2. Myles Garrett	92.5
3. Aaron Donald	83
4. Chris Jones	76.5
5. Khalil Mack	74
<b>6. Cameron Jordan, NO</b>	<b>71</b>

Since Week Eight of the 2014 season, Jordan has established himself as one of the National Football League's elite defenders. He's fourth in the NFL since October 26, 2014 with 95 quarterback takedowns.

### MOST SACKS IN THE NFL SINCE OCTOBER 26, 2014

Rk. Player	No.
1. Aaron Donald	109
2. Khalil Mack	104
3. T.J. Watt	101
<b>4. Cameron Jordan</b>	<b>95</b>
5. Myles Garrett	92.5

## SAINTS AT CHIEFS

Jordan's 117.5 career sacks are ranked second among active players

### LEADING ACTIVE NFL PLAYERS IN SACKS

Rk. Player	No.
1. Von Miller	126.5
<b>2. Cameron Jordan</b>	<b>117.5</b>
3. Khalil Mack	104

## MULTI-SACK GAMES

Jordan has posted 117.5 career sacks since 2011 and is the only player to have 100 takedowns and 60 passes defended. During this time, the Saints own a 57-23 regular season record when he corrals a signal caller and boast a 24-3 mark in a multi-sack performance. Jordan's 27 multi-sack games are tied for first in franchise record books with Rickey Jackson's 27, with both of them leading the franchise with six performances of at least three sacks.

### CAMERON JORDAN'S MULTIPLE SACK GAMES

Date, Opp.	Tckls.	Solo	Asst.	Scks.	Yds.
11/5/12 vs. Phi.	3	3	3	3	21
9/22/13 vs. Ari.	7	3	4	2	14
11/21/13 @ Atl.	7	3	4	2.5	10.5
12/8/13 vs. Car.	5	3	2	2	19
10/26/14 vs. GB	4	3	1	2	15
12/28/14 @ TB	6	4	2	1.5	9
10/15/15 vs. Atl.	7	6	1	3	12
10/25/15 @ Ind.	3	2	1	2	12
10/15/17 vs. Det.	5	4	1	2	12
11/5/17 vs. TB	7	5	2	1.5	9
11/26/17 @ LAR	4	4	0	2	20
12/24/17 vs. Atl.	3	3	0	2	10
9/16/18 vs. Cle.	2	2	0	2	11
9/23/18 @ Atl.	5	4	1	2	8
11/22/18 vs. Atl.	3	3	0	2	9
11/29/18 @ Dal.	7	3	4	2	10
12/9/18 @ TB	4	4	0	2	21
10/13/19 @ JAX	4	3	1	2	12
10/20/19 @ Chi.	2	2	0	2	16
11/17/19 @ TB	3	1	2	1.5	12
11/28/19 @ Atl.	5	1	6	4	19
11/22/20 vs. Atl.	4	0	4	3	14

### CAMERON JORDAN'S MULTIPLE SACK GAMES

Date, Opp.	Tckls.	Solo	Asst.	Scks.	Yds.
12/19/21 @ TB	5	0	5	2	13
12/27/21 vs. Mia.	4	2	6	2	9
1/2/22 vs. Car.	6	2	8	3.5	21.5
10/9/22 vs. Sea.	3	3	0	2	23
1/1/23 @ Phi.	5	5	0	3	16

## MR. 200

On Dec. 24, 2022, at Cleveland, Jordan played in his 200th career game [regular season/postseason combined] in a Black and Gold uniform, moving him into third place on the club's all-time games played list. The following week at Philadelphia, Jan. 1, 2023, Jordan also started his 200th career game, joining Drew Brees as only the second player to open 200 contests in franchise history. On Sept. 24, 2023, at Green Bay, Jordan played in his 206th career game, passing Thomas Morstead for second all-time in club record books. On Oct. 29, 2023, Jordan became only the second Saints player, first defensive Saint and 57th NFL defensive lineman to play in 200 regular season contests. On Nov. 5, 2023 vs. Chicago, he became only the second Saint to start 200 career regular season contests. Jordan has played in 214 career regular season games, tied for 27th all-time among defensive linemen with Vonnie Holliday and Domata Peko. On Sunday vs. Tampa Bay, he will move into sole possession of 27th.

### SAINTS ALL-TIME GAMES PLAYED LIST [REGULAR SEASON AND POSTSEASON COMBINED]

Rk. Saint	Years	No.
1. Drew Brees	2006-20	245
<b>2. Cameron Jordan</b>	<b>2011-</b>	<b>224</b>
3. Thomas Morstead	2009-20	205
4. Morten Andersen	1982-94	190

### SAINTS ALL-TIME GAMES PLAYED LIST [REGULAR SEASON]

Rk. Saint	Years	No.
1. Drew Brees	2006-20	228
<b>2. Cameron Jordan</b>	<b>2011-</b>	<b>213</b>
3. Morten Andersen	1982-94	196

**MOST GAMES STARTED IN SAINTS HISTORY  
(REGULAR SEASON)**

Rk. Saint	Years	No.
1. Drew Brees	2006-20	228
2. Cameron Jordan	2011-	213

**MOST CONSECUTIVE REGULAR SEASON GAMES  
PLAYED BY NEW ORLEANS SAINTS PLAYERS**

Rk. Saint	Dates	No.
1. Cameron Jordan	[9/8/11-12/2/21]	172
2. Jim Dombrowski	[10/25/87-11/3/96]	148

**VERSATILE DEFENDER**

Jordan is the only NFL defender to record at least 300 tackles, 60 sacks, 75 stops for loss and 90 quarterbacks hits since 2017. Since 2017, he has posted 389 stops, 71 sacks, 89 tackles for loss and 130 quarterback hits.

**ONE OF 15**

Jordan is now one of only 15 National Football League players to have at least 15 sacks against two opponents, 17 against the Tampa Bay Buccaneers and 23 against the Atlanta Falcons, both NFC South divisional rivals. Jordan's 23 takedowns of former Atlanta QB Matt Ryan are the most sacks a player has had against an individual quarterback in NFL history.

**TACKLES FOR LOSS**

Jordan's 89 tackles for loss since 2017 are ranked sixth in the NFL over the period.

**MOST TACKLES FOR LOSS IN THE NFL SINCE 2017**

Rk. Player	No.
1. Aaron Donald	119
2. T.J. Watt	113
3. Myles Garrett	98
4. Maxx Crosby	95
5. Danielle Hunter	92
6. Cameron Jordan	89

**PRO BOWL LEADER**

With eight Pro Bowl appearances as a Saint since joining the club in 2011, no Saints defensive player has been selected to the league's all-star game more than Jordan in franchise history and only trails QB Drew Brees in all-time selections

**SAINTS ALL-TIME PRO BOWL SELECTIONS**

Rk. Saint	Pro Bowl Selections
1. Drew Brees	12
2. Cameron Jordan	8

**IRON MAN**

Until missing the Dec. 12, 2021 contest at the New York Jets on the Reserve/COVID-19 list, Jordan had enjoyed the longest active games played streak [172] among position players and the longest games started streak. Missing one contest in 2022 [eye], his first due to injury, Jordan played in at least 16 contests in his first 12 seasons. In 2023, he played in every game for the 12th time in his 14-year career, opening all 17 contests.

**YEAR BY YEAR**

In addition to being the franchise's all-time sack leader, Jordan has led the Saints in takedowns a franchise-best nine times [2012-13, 2015-19 and 2021-22].

**CONSECUTIVE REGULAR SEASON GAMES STARTED  
BY SAINTS PLAYERS**

Rk. Saint	Dates	No.
1. Cameron Jordan	[1/2/12-12/2/21]	157
2. Wayne Martin	[9/19/91-1/2/99]	144
3. Jahri Evans	[9/10/06-9/15/13]	114

**MOST SEASONS LEADING SAINTS IN SACKS**


Rk. Saint	Seasons	Sacks
1. Cameron Jordan	9	117.5
2t. Rickey Jackson	5	115
2t. Pat Swilling	5	76.5



**BRYAN BRESEE**

The team’s first round selection in the 2023 NFL Draft out of Clemson after being a three-time All-ACC selection, the Maryland native played in 26 games with 21 starts for the Tigers, producing 54 tackles [35 solo], 15 stops for loss, nine sacks, a forced fumble, an interception and five passes defensed.

Bresee immediately found a role in New Orleans’ interior rotation and appeared in all 17 games, recording 24 tackles, 4.5 sacks and six pass breakups. His takedown total was the highest by a Saints rookie defensive tackle since becoming an official statistic in 1982 and his pass defense total was the most in club records for a rookie at the position since the statistic was officially recorded in 1980, Bresee also tied for second in the league among defensive tackles in 2023.



**2023 PASS BREAKUP LEADERS BY DEFENSIVE TACKLES**

Rk. Defensive Tackle	Team	No.
1. DeForest Buckner	Ind.	7
<b>2t. Bryan Bresee</b>	<b>NO</b>	<b>6</b>
2t. Christian Barmore	NE	6
2t. Derrick Brown	Car.	6

Bresee is enjoying a breakout sophomore campaign, starting all four games and tying for second in the NFL among defensive tackles with four sacks.

**CARL GRANDERSON**

Signed by New Orleans as an undrafted free agent out of Wyoming in 2019, Granderson posted 17.5 sacks in college and possesses the prototypical frame for an NFL pass rusher. Granderson has become a significant cog in the team’s defensive line rotation with 194 tackles, 26 sacks, two pass breakups, four forced fumbles and two recoveries.

Earning the starting right defensive end position in 2023, Granderson posted a career-high 78 tackles [44 solo], led the team with a career-best 8.5 sacks for a 55-yard loss, one pass defense, one forced fumble and one fumble recovery. Through five games in 2024, Granderson has 22 tackles, three sacks and one forced fumble.

**TACKLES UP FRONT**

Granderson’s 78 tackles in 2023 ranked fifth in the National Football League among defensive linemen and were the most by a Saints defensive lineman since 2004.

**MOST TACKLES BY AN NFL DEFENSIVE LINEMAN IN 2023 (PRESS BOX TOTALS)**

Rk. Lineman	Team	No.
1. Derrick Brown	Carolina	103
2. Harrison Phillips	Minnesota	92
3. Maxx Crosby	Las Vegas	90
4. DeForest Buckner	Indianapolis	81
<b>5. Carl Granderson</b>	<b>New Orleans</b>	<b>78</b>

**MOST TACKLES BY A SAINTS DEFENSIVE LINEMAN SINCE 2004 (PRESS BOX TOTALS)**

Rk. Saints DL	Year	No.
1. Charles Grant	2004	80
<b>2. Carl Granderson</b>	<b>2023</b>	<b>78</b>

**PAYTON TURNER**

With the 28th overall pick in the 2021 NFL Draft out of Houston, the Saints added to the defensive line with this gifted pass rusher. In 18 career games, Turner has recorded 29 tackles, three sacks, one pass breakup one fumble recovery, one special teams stop and one blocked field goal. In 2023, the Texan suffered a toe injury in the season-opening win over Tennessee that would sideline him for 15 contests. However, Turner returned for the season finale vs. Atlanta and recorded the first fumble recovery of his career, showing his promise both with his pass rush and playmaking abilities. Turner is a part of the team’s defensive line rotation in 2024 with one sack.

**LINEBACKERS**

**CHASE YOUNG**

Originally selected by Washington with the second overall pick in the 2020 NFL Draft out of Ohio State, this talented edge rusher is in his fifth season in the NFL and first with New Orleans. In five campaigns for Washington (2020-23), San Francisco (2023) and New Orleans (2024), Young has appeared in 48 regular season games with 32 starts and recorded 110 tackles (73 solo), 17.5 sacks, 21 stops for loss, nine pass breakups, six forced fumbles and three fumble recoveries. The consensus NFL Defensive Rookie of the Year, Young recorded 44 tackles, 7.5 sacks, ten stops for loss and made multiple splash plays with four forced fumbles and three fumble recoveries in 2020. Young played in only 12 games from 2021-22 after suffering a knee injury midway through his second campaign. In 2023, he played in seven games for Washington and nine for San Francisco following a midseason trade and tied his career-best with 7.5 takedowns in helping the 49ers advance to Super Bowl LVIII. Young has fit in with the New Orleans defensive line and his addition will be a boost to the front.

**NATHAN SHEPHERD**

Originally selected by the New York Jets in the third round of the 2018 NFL Draft out of Fort Hays State, this versatile defensive tackle enters his seventh NFL season, his second campaign with the Saints. The Ajax, Ontario, Canada native has appeared in 95 career games with 34 starts, totaling 173 tackles (91 solo) and nine sacks for a loss of 75 yards. In 2023, this valued free agent acquisition started all 17 games for New Orleans in the middle, posting career-highs in tackles (50), solo stops (26) and sacks (three).

**KHALEN SAUNDERS**

Originally selected by the Kansas City Chiefs in the third round of the 2019 NFL Draft out of Western Illinois, Saunders enters his sixth NFL season and second campaign with New Orleans. Signed as an unrestricted free agent in the 2023 offseason, Saunders combined with two other newcomers in Shepherd and Bresee to form a new interior front, recording career-highs in tackles (57) and solo stops (24). In 57 career regular season games with 22 starts, Saunders has recorded 146 tackles (66 solo), 4.5 sacks, one interception, four pass breakups and four stops for loss.



**DEMARIO DAVIS**

This dependable and sure-tackling defender joined the New Orleans Saints in 2018 after spending his first six NFL seasons with the New York Jets and Cleveland Browns. In his career, the Brandon, Miss. native has appeared in 198 regular season games with 184 starts for the Jets (2012-15, 2017), Browns (2016) and the Saints (2018-), recording 1,364 stops (874 solo), 43.5 sacks, three interceptions, 55 pass breakups, four forced fumbles, eight fumble recoveries and 24 special teams tackles.

In 2023, Davis started every contest and again led the Black and Gold in tackles with 121 stops (74 solo), ranked second with 6.5 sacks and added one forced fumble, one fumble recovery and four pass breakups. He joined LB Joe Federspiel as only the second Saint to have 100 stops in six straight seasons, having done so in his last seven campaigns and his tenth season overall of his 12-year National Football League career.

**2023 NEW ORLEANS SAINTS TACKLE LEADERS**

Rk.	Saint	No.
1.	Demario Davis	121
2.	Pete Werner	93
3.	Carl Granderson	78
4.	Paulson Adebo	76
5t.	Tyrann Mathieu	75
5t.	Alontae Taylor	75

Through four games in 204 Davis has 29 stops (14 solo) and one sack, despite missing the first game of his career due to injury in Week Four.

**1,300 CLUB**

In 2023, Davis joined Bobby Wagner and Lavonte David as only the third active NFL player with 1,300 career tackles.

**ACTIVE NFL TACKLE LEADERS**

Rk. Player	No.
1. Bobby Wagner, 2012-	1,749
2. Lavonte David, 2012-	1,694
3. Demario Davis, 2012-	1,364

**PETE WERNER**

New Orleans selected this three-year starter from Ohio State in the second round of the 2021 NFL Draft. The Indianapolis native finished his college career playing in 47 career games with 35 starts, recording 185 tackles [111 solo], 16 stops for loss, four sacks, 11 pass breakups, four forced fumbles and two fumble recoveries. Werner helped power the Buckeyes to the College Football Playoff championship game as a senior in 2020, when he was voted by the Big Ten coaches as a first-team All-Conference selection and a Butkus Award semi-finalist, posting 54 tackles, 2.5 stops for loss, one sack and two forced fumbles.

In four seasons, Werner has played in 47 games with 39 starts and has recorded 252 tackles [163 solo], a split sack, one interception, four pass breakups, two forced fumbles, two fumble recoveries and three special teams stops.

Werner finished the 2023 season ranked second on the team with 93 stops, a split sack, one interception, one pass breakup and two fumble recoveries, tied for the team lead. In the second week of 2024 training camp, he agreed to terms with the Saints on a three-year contract extension.

**WILLIE GAY JR.**

A contributor on defense for the back-to-back Super Bowl Champion Kansas City Chiefs, this sideline to sideline linebacker joined the Saints at the start of the 2024 free agency period. In five seasons, Gay has played in 61 regular season games with 51 starts, posting 237 tackles [153 solo], five sacks, four interceptions, including one returned for a touchdown, 19 pass breakups, two forced fumbles, five fumble recoveries and seven special teams stops. In nine postseason games played/starts, Gay has accumulated 29 stops, a split sack and three passes defended.

In his final season in Kansas City, Gay played in 16 regular season games with 15 starts for the Chiefs and finished the season with 58 tackles [44 solo], one sack, one interception, four pass breakups, one forced fumble and a career-high three fumble recoveries. In three postseason starts en route to the Super Bowl Championship, Gay collected nine more stops and one pass defense.

**ANFERNEE ORJI**

After originally signed as an undrafted free agent out of Vanderbilt in 2023, where he led the Commodores in tackles in each of his final three seasons, Orji spent his entire rookie season on the club's practice squad. He received the opportunity to see extensive snaps in practice in training camp due to injuries to teammates Davis and Werner. In three preseason contests, Orji led the team with 20 tackles [team-high 13 solo], one stop for loss, two passes defended and three special teams stops, securing a 53-man roster spot. The Saints will look to utilize Orji's speed and physicality for contributions both on defense and the team's coverage units in 2024. He ranks second on the team with nine special teams tackles and has added 11 defensive stops.

**SECONDARY**

**S TYRANN MATHIEU**

This versatile, hard-hitting, playmaking safety and New Orleans native enters his third season with his hometown team, signing after the 2022 NFL Draft. Mathieu has brought experience and leadership to the Saints secondary. He was originally selected by the Arizona Cardinals in the third round (69th overall) in the 2013 NFL Draft out of LSU and has played for the Cardinals (2013-17), Houston Texans (2018), Kansas City Chiefs (2019-21) and Saints (2022-). In 11 NFL seasons, he has played in 168 regular season games with 159 starts and has posted career totals of 794 tackles (652 solo), 43 stops for loss, 11 sacks for a loss of 78 yards, 35 interceptions for 524 return yards, four brought back for touchdowns, 101 passes defended, six forced fumbles, eight fumble recoveries and five special teams stops. Mathieu has been selected to three Pro Bowls, three Associated Press All-Pro teams and the Pro Football Hall of Fame's 2010's All-Decade Team.

In his second season in New Orleans in 2023, Mathieu opened all 17 contests for the second consecutive campaign and finished with 75 tackles (50 solo), four interceptions, tied for seventh in the NFL and the team lead, returned for 122 yards with a TD and nine passes defended.

**THE ONLY ONE**


In 2024, Mathieu is his usual playmaking self. Through five games, he has posted 22 tackles (17 solo), two interceptions, three pass breakups, one forced fumble and one fumble recovery. Mathieu is tied for second in the NFL in takeaways (three) and tied for third in interceptions.

**2024 NFL LEADERS IN TAKEAWAYS**

Rk. Player	Takeaways
1. Xavier McKinney	5
<b>2t. Tyrann Mathieu, NO</b>	<b>3</b>
2t. Kerby Joseph, Det.	3

**FOUR IN A ROW**

Dating back to an interception in the 2023 season finale vs. Atlanta, recovering a fumble in the 2024 season opener vs. Carolina and picking off Dallas Cowboys quarterback Dak Prescott and Philadelphia Eagles signal-caller Jalen Hurts in Weeks Three and Four, Mathieu recorded a least one takeaway in four consecutive games for the first time in his career. Mathieu is the first Saints defender to record takeaways in four consecutive contests since safety Sammy Knight had at least one in five consecutive contests from Oct. 7-Nov. 4, 2001.



**NOSE FOR THE BALL**

Mathieu's 35 interceptions since coming into the NFL in 2013 are first in the league over the period after tying for the club lead with four picks in 2023 and leading the team with two in 2024. Mathieu's 35 career picks are tied for first among active players, with Vikings S Harrison Smith's.

**NFL LEADERS IN INTERCEPTIONS  
(2013-PRESENT)**

Rk. Player	Interceptions
<b>1. Tyrann Mathieu</b>	<b>35</b>
2. Marcus Peters	33
3t. Tashaun Gipson Sr.	32
3t. Harrison Smith	32

## SAINTS AT CHIEFS

### CB MARSHON LATTIMORE

Selected by the Saints in the first round (11th overall) of the 2017 NFL Draft Lattimore started all 13 games he appeared in. He totaled 53 tackles (44 solo), a forced fumble, one fumble recovery, five interceptions for 85 yards and 18 passes defended. As a rookie, Lattimore became the youngest Saint (21 years old) ever selected to the Pro Bowl and was voted as the AP NFL Defensive Rookie of the Year.

In his eighth season, Lattimore has started all 93 regular season games he has played in, recording 384 tackles (310 solo), 15 interceptions, 87 passes defended, five forced fumbles and five fumble recoveries, earning Pro Bowl honors in four seasons.

To open 2023, Lattimore came up with a standout performance in the opening win over Tennessee. In addition to his 15th career pick, to move him into a tie for eighth place in club record books in interceptions, he also finished with four passes defended, the third time in his career he has deflected at least four throws in a contest. In a season cut short by an ankle injury, he started the first ten games and posted 48 stops, one pick and eight passes defended. In 2024, he has opened three games and recorded nine tackles and one pass defense, assigned to covering the top receiver of opponents.

### GET A HAND ON

Lattimore's 86 passes defended since entering the NFL in 2017 are ranked first in the league.

#### PASSES DEFENSED BY SAINTS SINCE 2017 [Press Box Stats]

Rk. Saints Defender	PD
1. Marshon Lattimore	87
2. Paulson Adebo	40
3. Demario Davis	39

#### PASSES DEFENSED IN THE NFL SINCE 2017 [Press Box Stats]

Rk. Defender	PD
1t. James Bradberry	102
1t. Darius Slay Jr.	102
3. Xavien Howard	89
4. Marshon Lattimore	87

### CB PAULSON ADEBO

New Orleans' third round selection (76th overall) in the 2021 NFL Draft out of Stanford, Adebo overcame not playing college football in 2020 to make significant contributions to the Saints secondary in his first season with the club. The Texas native finished his college career playing in 22 games with 21 starts for Stanford and recording 97 tackles, 34 pass breakups and eight interceptions, earning All-Pac 12 honors in both 2018 and 2019.

Joining the starting lineup immediately as a rookie in 2021, Adebo has played in 50 games with 49 starts, posting 235 tackles, nine interceptions, 41 pass breakups, two forced fumbles, two fumble recoveries and two special teams stops.

Sharpened by an extensive training camp competition, Adebo enjoyed a breakout 2023 campaign. His season was highlighted by a two interception, three total takeaway performance in the Nov. 5, 24-17 win over Chicago that earned him NFC Defensive Player of the Week. Adebo finished with 76 tackles to lead the secondary, four interceptions, tied for first on the team with Mathieu, 18 pass breakups to rank third in the league, two forced fumbles and two fumble recoveries, also adding a pick on a two-point attempt in the Dec. 31, 23-13 win at Tampa Bay.



### BREAK IT UP

#### 2023 NFL PASS BREAKUPS LEADERS [Press Box Stats]

Rk. Defender, Team	PD
1. Charvarius Ward, SF	23
2. Darius Williams, Jax.	19
3. Paulson Adebo, NO	18
4. Benjamin St-Juste, Wash.	17

**SECONDARY STOPS**

In 2024, Adebo has started all five contests and leads the team with 36 tackles (32 solo), two interceptions to tie for the team lead and a team-best eight passes defensed.

**2024 NEW ORLEANS SAINTS TACKLE LEADERS**

Rk. Saint	No.
1. Paulson Adebo	36
2. Demario Davis	29
3. Alontae Taylor	28
4t. Carl Granderson	22
4t. Tyrann Mathieu	22

**ALONTAE TAYLOR**

Selected by the Saints in the second round (49th overall) of the 2022 NFL Draft out of Tennessee, Taylor shook off early injuries to play in 13 games with nine starts and posted 45 tackles (38 solo) and a club-best 11 pass breakups, ranked fourth among NFL rookies.

Moving to the nickel position in 2023, possessing extensive experience on the inside and the outside, Taylor appeared in all 17 games with 13 starts and recorded 75 tackles, his first two career interceptions in the last two weeks of the season and a career-high 14 pass breakups, tied for second on the team and ninth in the NFL.

In 2024, Taylor ranks third on the team with 28 tackles (22 solo), ranks second with 3.5 sacks and has added four passes defensed and a team-best two forced fumbles..

**DB DROP**

In the Sept. 8 season-opening win over Carolina, Taylor became the first Saints defensive back to record three sacks in a contest since the statistic was officially recognized by the NFL in 1982. The only other defensive back to record three sacks on kickoff weekend is former Chargers S Rodney Harrison (vs. Buffalo, 9/6/98). After splitting a sack on Sept. 22 vs. Philadelphia, Taylor’s 3.5 sacks are the second-highest total by a cornerback in Saints record books behind Alex Molden’s four in 1997.

**BREAKING UP**

In 2022, Taylor was the first rookie since Lattimore to lead the Saints in pass breakups (11), and only the fourth in team history to do so (Saints did not track passes defensed before 1980). He followed that up by finishing tied for second on the team with 14 in 2023.



**NEW ORLEANS SAINTS ROOKIES TO LEAD TEAM IN PASS BREAKUPS (PRESS BOX STATS)**

Rk. Saint, Rookie Season	PD
1t. Marshon Lattimore, 2017	18
1t. Robert Massey, 1989	19
1t. Dave Waymer, 1980	18
4. Alontae Taylor, 2022	11

**NEW ORLEANS SAINTS ALPHABETICAL ROSTER (as of 10/8/24)**

No.	Name	Pos.	Ht.	Wt.	Born	Exp.	College	H.S. Hometown
29	Adebo, Paulson	CB	6-1	192	7/3/99	4	Stanford	Mansfield, Texas
97	Boyd, Khristian	DT	6-2	320	2/23/00	R	Northern Iowa	Blue Springs, Mo.
90	Bresee, Bryan	DT	6-5	305	10/6/01	2	Clemson	Damascus, Md.
4	Carr, Derek	QB	6-3	215	3/28/91	11	Fresno State	Bakersfield, Calif.
56	Davis, Demario	LB	6-2	248	1/11/89	13	Arkansas State	Brandon, Miss.
53	Ford, Jaylan	LB	6-2	240	11/28/01	R	Texas	Frisco, Texas
55	Foskey, Isaiah	DE	6-5	270	10/30/00	2	Notre Dame	Concord, Calif.
75	Fuaga, Taliese	T	6-6	324	4/5/02	R	Oregon State	Tacoma, Wash.
6	Gay Jr., Willie	LB	6-1	243	2/15/98	5	Mississippi State	Starkville, Miss.
96	Granderson, Carl	DE	6-5	261	12/18/96	6	Wyoming	Sacramento, Calif.
48	Gray, J.T.	DB	6-0	202	1/18/96	7	Mississippi State	Clarksdale, Miss.
19	Grupe, Blake	K	5-7	156	11/5/98	2	Notre Dame	Sedalia, Mo.
3	Haener, Jake	QB	6-1	200	3/10/99	2	Fresno State	Danville, Calif.
5	Harris, Will	DB	6-1	206	12/19/95	6	Boston College	Suwanee, Ga.
43	Hayball, Matthew	P	6-0	189	3/12/97	R	Vanderbilt	West Adelaide, Australia
60	Hergel, Kyle	G	6-2	315	10/7/99	R	Boston College	Mississauga, Ontario, Canada
7	Hill, Taysom	TE	6-2	221	8/23/90	8	BYU	Pocatello, Idaho
85	Holker, Dallin	TE	6-3	241	4/7/00	R	Colorado State	Lehi, Utah
31	Howden, Jordan	DB	6-0	209	5/14/00	2	Minnesota	San Diego, Calif.
52	Jackson, D'Marco	LB	6-1	233	7/20/98	3	Appalachian State	Spartanburg, S.C.
83	Johnson, Juwan	TE	6-4	231	9/13/96	5	Oregon	Glassboro, N.J.
94	Jordan, Cameron	DE	6-4	287	7/10/89	14	California	Chandler, Ariz.
41	Kamara, Alvin	RB	5-10	215	7/25/95	8	Tennessee	Atlanta, Ga.
23	Lattimore, Marshon	CB	6-0	192	5/20/96	8	Ohio State	Cleveland, Ohio
32	Mathieu, Tyrann	S	5-9	190	5/13/92	12	LSU	New Orleans, La.
61	McGovern, Connor	C	6-4	306	4/27/93	8	Missouri	Fargo, N.D.
14	McKinstry, Kool-Aid	CB	5-11	199	9/30/02	R	Alabama	Pinson, Ala.
16	Means, Bub	WR	6-2	215	1/10/01	R	Pittsburgh	Lovejoy, Ga.
33	Mims, Jordan	RB	6-0	205	6/16/99	1	Fresno State	Atherton, Calif.
87	Moreau, Foster	TE	6-4	250	5/6/97	6	LSU	New Orleans, La.
12	Olave, Chris	WR	6-0	187	6/27/00	3	Ohio State	San Marcos, Calif.
58	Orji, Anfernee	LB	6-2	230	10/6/00	1	Vanderbilt	Rockwall, Texas
62	Patrick, Lucas	OL	6-3	313	7/30/93	8	Duke	Brentwood, Tenn.
36	Payton, Rico	CB	6-0	182	11/28/99	R	Pittsburg State	St. Louis, Mo.
70	Penning, Trevor	T	6-7	325	5/15/99	3	Northern Iowa	Mason City, Iowa
46	Prentice, Adam	FB	6-0	245	1/16/97	4	South Carolina	Clovis, Calif.
18	Rattler, Spencer	QB	6-0	211	9/28/00	R	South Carolina	Phoenix, Ariz.
95	Ridgeway III, John	DT	6-5	321	5/7/99	3	Arkansas	Bloomington, Ill.
51	Ruiz, Cesar	C/G	6-4	316	6/14/99	5	Michigan	Camden, N.J.
64	Saldiveri, Nick	OL	6-6	316	8/14/00	2	Old Dominion	Monroe, N.C.
50	Saunders, Khalel	DT	6-0	324	8/9/96	6	Western Illinois	St. Louis, Mo.
22	Shaheed, Rashid	WR/RS	6-0	180	8/31/98	3	Weber State	San Diego, Calif.
93	Shepherd, Nathan	DT	6-4	315	10/9/93	7	Fort Hays State	Ajax, Ontario, Canada
1	Taylor, Alontae	CB	6-1	199	12/3/98	3	Tennessee	Manchester, Tenn.
84	Tipton, Mason	WR	5-11	187	9/27/00	R	Yale	Akron, Ohio
98	Turner, Payton	DE	6-6	270	1/7/99	4	Houston	Houston, Texas
74	Udoh, Olisaemeka	OL	6-6	320	2/14/97	6	Elon	Fayetteville, N.C.
20	Werner, Pete	LB	6-3	242	6/5/98	4	Ohio State	Indianapolis, Ind.
21	Williams, Jamaal	RB	6-0	224	4/3/95	8	BYU	Fontana, Calif.
11	Wilson Jr., Cedrick	WR	6-2	197	11/20/95	7	Boise State	Memphis, Tenn.
49	Wood, Zach	LS	6-3	255	1/10/93	8	Southern Methodist	Rowlett, Texas
99	Young, Chase	DE	6-5	265	4/14/99	5	Ohio State	Hyattsville, Md.
67	Young, Landon	T	6-7	321	8/21/97	4	Kentucky	Lexington, Ky.

**Players on Active Roster: (53)**
**Practice Squad: (16)**

24	Abram, Johnathan	S	5-11	205	10/25/96	6	Mississippi State	Columbia, Miss.
0	Amadi, Ugo	S	5-9	201	5/16/97	6	Oregon	Nashville, Tenn.
81	Austin Jr., Kevin	WR	6-2	200	3/30/00	1	Notre Dame	Fort Lauderdale, Fla.
38	Bradford, Millard	S	5-10	191	9/24/99	R	TCU	Helotes, Texas
76	Deculus, Austin	T	6-5	321	3/12/99	3	LSU	Cypress, Texas
72	Ezirim, Josiah	T	6-6	329	5/21/01	R	Eastern Kentucky	Hilliard, Ohio
80	Jackson, Jermaine	WR	5-7	170	6/2/00	R	Idaho	San Leandro, Calif.
86	Jacobson, Michael	TE	6-7	244	4/4/97	1	Iowa State	Waukee, Iowa
27	Jean-Charles, Shemar	DB	5-10	184	6/20/98	4	Appalachian State	Miramar, Fla.
57	Lalos, Niko	DE	6-5	269	6/25/97	2	Dartmouth	Akron, Ohio
69	Reed, Chris	G	6-3	314	8/22/92	8	Minnesota State-Mankato	Omaha, Neb.
39	Smyth, Charlie	K	6-4	210	6/26/01	R	International Pathway Program	Newry, Ireland
13	St. Brown, Equanimeous	WR	6-5	214	9/30/96	6	Notre Dame	Anaheim, Calif.
44	Stalbird, Isaiah	LB	6-1	215	7/18/00	R	South Dakota State	Kearney, Neb.
91	Vickers, Kendal	DT	6-3	295	5/23/95	3	Tennessee	Havelock, N.C.
82	Welch, Treyton	TE	6-4	240	1/10/01	R	Wyoming	Buffalo, Minn.

**Reserve/Injured: (6)**

77	Herron, Justin	T	6-5	290	11/27/95	5	Wake Forest	Silver Spring, Md.
66	Lemieux, Shane	G/C	6-4	310	5/12/97	5	Oregon	Yakima, Wash.
78	McCoy, Erik	C/G	6-4	303	8/27/97	6	Texas A&M	Lufkin, Texas
25	Miller, Kendre	RB	6-0	220	6/11/02	2	TCU	Mount Enterprise, Texas
76	Peterson, Camron	DT	6-5	238	9/13/99	1	Southern	Houston, Texas
28	Wright, Rejzohn	CB	6-2	193	9/4/00	1	Oregon State	Union City, Calif.

**Reserve/Physically Unable to Perform: (3)**

92	Kpassagnon, Tanoh	DE	6-7	289	6/14/94	8	Villanova	Ambler, Pa.
71	Ramczyk, Ryan	T	6-6	314	4/22/94	8	Wisconsin	Stevens Point, Wis.
45	Sewell, Nephi	LB	6-0	228	12/19/98	2	Utah	St. George, Utah

**HEAD COACH: DENNIS ALLEN. Assistants: Clancy Barone** (Tight Ends), **John Benton** (Offensive Line), **Rick Dennison** (Senior Offensive Assistant), **Jahri Evans** (Offensive Assistant), **Derrick Foster** (Running Backs), **Phil Galiano** (Assistant Special Teams), **Matt Giordano** (Defensive Assistant), **Peter Giunta** (Senior Defensive Assistant), **Todd Grantham** (Defensive Line), **Adam Gristick** (Defensive Assistant), **Michael Hodges** (Linebackers), **Andrew Janocko** (Quarterbacks), **Kliant Kubiak** (Offensive Coordinator), **Mike Martinez** (Assistant to the Head Coach), **DeNarius McGhee** (Assistant Wide Receivers), **Kevin Petry** (Offensive Assistant), **Darren Rizzi** (Assistant Head Coach/Special Teams Coordinator), **Marcus Robertson** (Secondary), **Jordan Traylor** (Offensive Assistant), **Keith Williams** (Wide Receivers), **Joe Woods** (Defensive Coordinator), **Brian Young** (Pass Rush Specialist).

**NEW ORLEANS SAINTS NUMERICAL ROSTER (as of 10/8/24)**

No.	Name	Pos.	Ht.	Wt.	Age	Exp.	College	H.S. Hometown	How Acquired	GP	GS	DNP	IA
1	Alontae Taylor	CB	6-1	199	25	3	Tennessee	Manchester, Tenn.	D2-22	5	3	0	0
3	Jake Haener	QB	6-1	200	25	2	Fresno State	Danville, Calif.	D4b-23	3	0	2	0
4	Derek Carr	QB	6-3	215	33	11	Fresno State	Bakersfield, Calif.	FA-23	5	5	0	0
5	Will Harris	DB	6-1	206	28	6	Boston College	Suwanee, Ga.	UFA-24 (DET)	5	5	0	0
6	Willie Gay Jr.	LB	6-1	243	26	5	Mississippi State	Starkville, Miss.	UFA-24 (KC)	4	3	0	1
7	Taysom Hill	TE	6-2	221	34	8	BYU	Pocatello, Idaho	WAI-17 (GB)	3	3	0	2
11	Cedrick Wilson Jr.	WR	6-2	197	28	7	Boise State	Memphis, Tenn.	UFA-24 (MIA)	5	0	0	0
12	Chris Olave	WR	6-0	187	24	3	Ohio State	San Marcos, Calif.	D1a-22	5	5	0	0
14	Kool-Aid McKinstry	CB	5-11	199	22	R	Alabama	Pinson, Ala.	D2-24	5	1	0	0
16	Bub Means	WR	6-2	215	23	R	Pittsburgh	Lovejoy, Ga.	D5b-24	4	0	0	1
18	Spencer Rattler	QB	6-0	211	24	R	South Carolina	Phoenix, Ariz.	D5a-24	0	0	0	5
19	Blake Grupe	K	5-7	156	25	2	Notre Dame	Sedalia, Mo.	FA-23	5	0	0	0
20	Pete Werner	LB	6-3	242	26	4	Ohio State	Indianapolis, Ind.	D2-21	4	4	0	1
21	Jamaal Williams	RB	6-0	224	29	8	BYU	Fontana, Calif.	UFA-23 (DET)	5	0	0	0
22	Rashid Shaheed	WR/RS	6-0	180	26	3	Weber State	San Diego, Calif.	FA-22	5	5	0	0
23	Marshon Lattimore	CB	6-0	192	28	8	Ohio State	Cleveland, Ohio	D1a-17	4	4	0	1
29	Paulson Adebo	CB	6-1	192	25	4	Stanford	Mansfield, Texas	D3-21	5	5	0	0
31	Jordan Howden	DB	6-0	209	24	2	Minnesota	San Diego, Calif.	D5-23	5	0	0	0
32	Tyrann Mathieu	S	5-9	190	32	12	LSU	New Orleans, La.	UFA-22 (KC)	5	5	0	0
33	Jordan Mims	RB	6-0	205	25	1	Fresno State	Atherton, Calif.	FA-23	5	0	0	0
36	Rico Payton	CB	6-0	182	24	R	Pittsburg State	St. Louis, Mo.	FA-24	5	0	0	0
41	Alvin Kamara	RB	5-10	215	29	8	Tennessee	Atlanta, Ga.	D3a-17	5	5	0	0
43	Matthew Hayball	P	6-0	189	27	R	Vanderbilt	West Adelaide, Australia	FA-24	5	0	0	0
46	Adam Prentice	FB	6-0	245	27	4	South Carolina	Clovis, Calif.	WAI-21 (DEN)	5	0	0	0
48	J.T. Gray	DB	6-0	202	28	7	Mississippi State	Clarksdale, Miss.	FA-18	5	0	0	0
49	Zach Wood	LS	6-3	255	31	8	Southern Methodist	Rowlett, Texas	FA-17	5	0	0	0
50	Khalen Saunders	DT	6-0	324	28	6	Western Illinois	St. Louis, Mo.	UFA-23 (KC)	2	1	0	3
51	Cesar Ruiz	C/G	6-4	316	25	5	Michigan	Camden, N.J.	D1-20	3	3	0	2
52	D'Marco Jackson	LB	6-1	233	26	3	Appalachian State	Spartanburg, S.C.	D5-22	2	0	0	3
53	Jaylan Ford	LB	6-2	240	22	R	Texas	Frisco, Texas	D5c-24	3	0	0	2
55	Isaiah Foskey	DE	6-5	270	23	2	Notre Dame	Concord, Calif.	D2-23	5	0	0	0
56	Demario Davis	LB	6-2	248	35	13	Arkansas State	Brandon, Miss.	UFA-18 (NYJ)	5	5	0	0
58	Anfernee Orji	LB	6-2	230	24	1	Vanderbilt	Rockwall, Texas	FA-23	5	0	0	0
60	Kyle Hergel	G	6-2	315	25	R	Boston College	Mississauga, Ontario, Canada	FA-24	2	0	0	0
61	Connor McGovern	C	6-4	306	31	8	Missouri	Fargo, N.D.	FA-24	1	0	0	0
62	Lucas Patrick	OL	6-3	313	31	8	Duke	Brentwood, Tenn.	UFA-24 (CHI)	5	5	0	0
64	Nick Saldiveri	OL	6-6	316	24	2	Old Dominion	Monroe, N.C.	D4a-23	5	1	0	0
67	Landon Young	T	6-7	321	27	4	Kentucky	Lexington, Ky.	D6-21	5	2	0	0
70	Trevor Penning	T	6-7	325	25	3	Northern Iowa	Mason City, Iowa	D1b-22	5	5	0	0
74	Olisaemeka Udoh	OL	6-6	320	27	6	Elon	Fayetteville, N.C.	UFA-24 (MIN)	4	0	1	0
75	Taliese Fuaga	T	6-6	324	22	R	Oregon State	Tacoma, Wash.	D1-24	5	5	0	0
83	Juwan Johnson	TE	6-4	231	28	5	Oregon	Glassboro, N.J.	FA-20	5	1	0	0
84	Mason Tipton	WR	5-11	187	24	R	Yale	Akron, Ohio	FA-24	5	0	0	0
85	Dallin Holker	TE	6-3	241	24	R	Colorado State	Lehi, Utah	FA-24	1	1	1	3
87	Foster Moreau	TE	6-4	250	27	6	LSU	New Orleans, La.	UFA-23 (LV)	5	5	0	0
90	Bryan Bresee	DT	6-5	305	23	2	Clemson	Damascus, Md.	D1-23	5	4	0	0
93	Nathan Shepherd	DT	6-4	315	31	7	Fort Hays State	Ajax, Ontario, Canada	UFA-23 (NYJ)	5	5	0	0
94	Cameron Jordan	DE	6-4	287	35	14	California	Chandler, Ariz.	D1a-11	5	5	0	0
95	John Ridgeway III	DT	6-5	321	25	3	Arkansas	Bloomington, Ill.	TR-24 (WAS)	3	0	0	2
96	Carl Granderson	DE	6-5	261	27	6	Wyoming	Sacramento, Calif.	FA-19	5	5	0	0
97	Khristian Boyd	DT	6-2	320	24	R	Northern Iowa	Blue Springs, Mo.	D6-24	4	0	0	1
98	Payton Turner	DE	6-6	270	25	4	Houston	Houston, Texas	D1-21	4	0	0	1
99	Chase Young	DE	6-5	265	25	5	Ohio State	Hyattsville, Md.	UFA-24 (SF)	5	0	0	0

**Players on Active Roster: (53)**

**Practice Squad: (16)**

0	Ugo Amadi	S	5-9	201	27	6	Oregon	Nashville, Tenn.	FA-23	1	0	0	0
13	Equanimeous St. Brown	WR	6-5	214	28	6	Notre Dame	Anaheim, Calif.	UFA-24 (CHI)	0	0	0	0
24	Johnathan Abram	S	5-11	205	27	6	Mississippi State	Columbia, Miss.	UFA-23 (SEA)	1	0	0	0
27	Shemar Jean-Charles	DB	5-10	184	26	4	Appalachian State	Miramar, Fla.	FA-23	0	0	0	0
38	Millard Bradford	S	5-10	191	25	R	TCU	Melotes, Texas	FA-24	0	0	0	0
39	Charlie Smyth	K	6-4	210	23	R	International Pathway Program	Newry, Ireland	FA-24	0	0	0	0
44	Isaiah Stalbird	LB	6-1	215	24	R	South Dakota State	Kearney, Neb.	FA-24	3	0	0	0
57	Niko Lalos	DE	6-5	269	27	2	Dartmouth	Akron, Ohio	FA-23	0	0	0	0
69	Chris Reed	G	6-3	314	32	8	Minnesota State-Mankato	Omaha, Neb.	FA-24	0	0	0	0
72	Josiah Ezirim	T	6-6	329	23	R	Eastern Kentucky	Hilliard, Ohio	D7-24	0	0	0	0
76	Austin Deculus	T	6-5	321	25	3	LSU	Cypress, Texas	FA-24	0	0	0	0
80	Jermaine Jackson	WR	5-7	170	24	R	Idaho	San Leandro, Calif.	FA-24	0	0	0	0
81	Kevin Austin Jr.	WR	6-2	200	24	1	Notre Dame	Fort Lauderdale, Fla.	FA-24	0	0	0	0
82	Treyton Welch	TE	6-4	240	23	R	Wyoming	Buffalo, Minn.	FA-24	0	0	0	0
86	Michael Jacobson	TE	6-7	244	27	1	Iowa State	Waukee, Iowa	FA-23	0	0	0	0
91	Kendal Vickers	DT	6-3	295	29	3	Tennessee	Havelock, N.C.	FA-24	1	0	0	0

**Reserve/Injured: (6)**

25	Kendre Miller	RB	6-0	220	22	2	TCU	Mount Enterprise, Texas	D3-23	0	0	0	0
28	Rejzohn Wright	CB	6-2	193	24	1	Oregon State	Union City, Calif.	FA-24	0	0	0	0
66	Shane Lemieux	G/C	6-4	310	27	5	Oregon	Yakima, Wash.	UFA-24 (NYG)	1	1	0	0
76	Camron Peterson	DT	6-5	280	25	1	Southern	Houston, Texas	FA-24	0	0	0	0
77	Justin Herron	T	6-5	290	28	5	Wake Forest	Silver Spring, Md.	FA-24	0	0	0	0
78	Erik McCoy	C/G	6-4	303	27	6	Texas A&M	Lufkin, Texas	D2-19	3	3	0	0

**Reserve/Physically Unable to Perform: (3)**

45	Nephi Sewell	LB	6-0	228	25	2	Utah	St. George, Utah	FA-22	0	0	0	0
71	Ryan Ramczyk	T	6-6	314	30	8	Wisconsin	Stevens Point, Wis.	D1b-17	0	0	0	0
92	Tanoh Kpassagnon	DE	6-7	289	30	8	Villanova	Ambler, Pa.	UFA-21 (KC)	0	0	0	0

**HEAD COACH: DENNIS ALLEN. Assistants: Clancy Barone** (Tight Ends), **John Benton** (Offensive Line), **Rick Dennison** (Senior Offensive Assistant), **Jahri Evans** (Offensive Assistant), **Derrick Foster** (Running Backs), **Phil Galiano** (Assistant Special Teams), **Matt Giordano** (Defensive Assistant), **Peter Giunta** (Senior Defensive Assistant), **Todd Grantham** (Defensive Line), **Adam Gristick** (Defensive Assistant), **Michael Hodges** (Linebackers), **Andrew Janocko** (Quarterbacks), **Klint Kubiak** (Offensive Coordinator), **Mike Martinez** (Assistant to the Head Coach), **DeNarius McGhee** (Assistant Wide Receivers), **Kevin Petry** (Offensive Assistant), **Darren Rizzi** (Assistant Head Coach/Special Teams Coordinator), **Marcus Robertson** (Secondary), **Jordan Traylor** (Offensive Assistant), **Keith Williams** (Wide Receivers), **Joe Woods** (Defensive Coordinator), **Brian Young** (Pass Rush Specialist).



**NEW ORLEANS SAINTS EXPERIENCE ROSTER (as of 10/8/24)**

No.	Name	Pos.	Ht.	Wt.	Birthdate	Exp.	College	H.S. Hometown
94	Cameron Jordan	DE	6-4	287	7/10/89	14	California	Chandler, Ariz.
56	Demario Davis	LB	6-2	248	1/11/89	13	Arkansas State	Brandon, Miss.
32	Tyrann Mathieu	S	5-9	190	5/13/92	12	LSU	New Orleans, La.
4	Derek Carr	QB	6-3	215	3/28/91	11	Fresno State	Bakersfield, Calif.
7	Taysom Hill	TE	6-2	221	8/23/90	8	BYU	Pocatello, Idaho
41	Alvin Kamara	RB	5-10	215	7/25/95	8	Tennessee	Atlanta, Ga.
23	Marshon Lattimore	CB	6-0	192	5/20/96	8	Ohio State	Cleveland, Ohio
61	Connor McGovern	C	6-4	306	4/27/93	8	Missouri	Fargo, N.D.
62	Lucas Patrick	OL	6-3	313	7/30/93	8	Duke	Brentwood, Tenn.
21	Jamaal Williams	RB	6-0	224	4/3/95	8	BYU	Fontana, Calif.
49	Zach Wood	LS	6-3	255	1/10/93	8	Southern Methodist	Rowlett, Texas
48	J.T. Gray	DB	6-0	202	1/18/96	7	Mississippi State	Clarksdale, Miss.
93	Nathan Shepherd	DT	6-4	315	10/9/93	7	Fort Hays State	Ajax, Ontario, Canada
11	Cedrick Wilson Jr.	WR	6-2	197	11/20/95	7	Boise State	Memphis, Tenn.
96	Carl Granderson	DE	6-5	261	12/18/96	6	Wyoming	Sacramento, Calif.
5	Will Harris	DB	6-1	206	12/19/95	6	Boston College	Suwanee, Ga.
87	Foster Moreau	TE	6-4	250	5/6/97	6	LSU	New Orleans, La.
50	Khalen Saunders	DT	6-0	324	8/9/96	6	Western Illinois	St. Louis, Mo.
74	Olisaemeka Udoh	OL	6-6	320	2/14/97	6	Elon	Fayetteville, N.C.
6	Willie Gay Jr.	LB	6-1	243	2/15/98	5	Mississippi State	Starkville, Miss.
83	Juwan Johnson	TE	6-4	231	9/13/96	5	Oregon	Glassboro, N.J.
51	Cesar Ruiz	C/G	6-4	316	6/14/99	5	Michigan	Camden, N.J.
99	Chase Young	DE	6-5	265	4/14/99	5	Ohio State	Hyattsville, Md.
29	Paulson Adebo	CB	6-1	192	7/3/99	4	Stanford	Mansfield, Texas
46	Adam Prentice	FB	6-0	245	1/16/97	4	South Carolina	Clovis, Calif.
98	Payton Turner	DE	6-6	270	1/7/99	4	Houston	Houston, Texas
20	Pete Werner	LB	6-3	242	6/5/98	4	Ohio State	Indianapolis, Ind.
67	Landon Young	T	6-7	321	8/21/97	4	Kentucky	Lexington, Ky.
52	D'Marco Jackson	LB	6-1	233	7/20/98	3	Appalachian State	Spartanburg, S.C.
12	Chris Olave	WR	6-0	187	6/27/00	3	Ohio State	San Marcos, Calif.
70	Trevor Penning	T	6-7	325	5/15/99	3	Northern Iowa	Mason City, Iowa
95	John Ridgeway III	DT	6-5	321	5/7/99	3	Arkansas	Bloomington, Ill.
22	Rashid Shaheed	WR/RS	6-0	180	8/31/98	3	Weber State	San Diego, Calif.
1	Alontae Taylor	CB	6-1	199	12/3/98	3	Tennessee	Manchester, Tenn.
90	Bryan Bresee	DT	6-5	305	10/6/01	2	Clemson	Damascus, Md.
55	Isaiah Foskey	DE	6-5	270	10/30/00	2	Notre Dame	Concord, Calif.
19	Blake Grupe	K	5-7	156	11/5/98	2	Notre Dame	Sedalia, Mo.
3	Jake Haener	QB	6-1	200	3/10/99	2	Fresno State	Danville, Calif.
31	Jordan Howden	DB	6-0	209	5/14/00	2	Minnesota	San Diego, Calif.
64	Nick Saldiveri	OL	6-6	316	8/14/00	2	Old Dominion	Monroe, N.C.
33	Jordan Mims	RB	6-0	205	6/16/99	1	Fresno State	Atherton, Calif.
58	Anfernee Orji	LB	6-2	230	10/6/00	1	Vanderbilt	Rockwall, Texas
97	Khristian Boyd	DT	6-2	320	2/23/00	R	Northern Iowa	Blue Springs, Mo.
53	Jaylan Ford	LB	6-2	240	11/28/01	R	Texas	Frisco, Texas
75	Taliese Fuaga	T	6-6	324	4/5/02	R	Oregon State	Tacoma, Wash.
43	Matthew Hayball	P	6-0	189	3/12/97	R	Vanderbilt	West Adelaide, Australia
60	Kyle Hergel	G	6-2	315	10/7/99	R	Boston College	Mississauga, Ontario, Canada
85	Dallin Holker	TE	6-3	241	4/7/00	R	Colorado State	Lehi, Utah
14	Kool-Aid McKinstry	CB	5-11	199	9/30/02	R	Alabama	Pinson, Ala.
16	Bub Means	WR	6-2	215	1/10/01	R	Pittsburgh	Lovejoy, Ga.
36	Rico Payton	CB	6-0	182	11/28/99	R	Pittsburg State	St. Louis, Mo.
18	Spencer Rattler	QB	6-0	211	9/28/00	R	South Carolina	Phoenix, Ariz.
84	Mason Tipton	WR	5-11	187	9/27/00	R	Yale	Akron, Ohio

**Players on Active Roster: (53)**
**Practice Squad: (16)**

69	Chris Reed	G	6-3	314	8/22/92	8	Minnesota State-Mankato	Omaha, Neb.
24	Johnathan Abram	S	5-11	205	10/25/96	6	Mississippi State	Columbia, Miss.
0	Ugo Amadi	S	5-9	201	5/16/97	6	Oregon	Nashville, Tenn.
13	Equanimeous St. Brown	WR	6-5	214	9/30/96	6	Notre Dame	Anaheim, Calif.
27	Shemar Jean-Charles	DB	5-10	184	6/20/98	4	Appalachian State	Miramar, Fla.
76	Austin Deculus	T	6-5	321	3/12/99	3	LSU	Cypress, Texas
91	Kendal Vickers	DT	6-3	295	5/23/95	3	Tennessee	Havelock, N.C.
57	Niko Lalos	DE	6-5	269	6/25/97	2	Dartmouth	Akron, Ohio
81	Kevin Austin Jr.	WR	6-2	200	3/30/00	1	Notre Dame	Fort Lauderdale, Fla.
86	Michael Jacobson	TE	6-7	244	4/4/97	1	Iowa State	Waukee, Iowa
38	Millard Bradford	S	5-10	191	9/24/99	R	TCU	Helotes, Texas
72	Josiah Ezirim	T	6-6	329	5/21/01	R	Eastern Kentucky	Hilliard, Ohio
80	Jermaine Jackson	WR	5-7	170	6/2/00	R	Idaho	San Leandro, Calif.
39	Charlie Smyth	K	6-4	210	6/26/01	R	International Pathway Program	Newry, Ireland
44	Isaiah Stalbird	LB	6-1	215	7/18/00	R	South Dakota State	Kearney, Neb.
82	Treyton Welch	TE	6-4	240	1/10/01	R	Wyoming	Buffalo, Minn.

**Reserve/Injured: (6)**

78	Erik McCoy	C/G	6-4	303	8/27/97	6	Texas A&M	Lufkin, Texas
77	Justin Herron	T	6-5	290	11/27/95	5	Wake Forest	Silver Spring, Md.
66	Shane Lemieux	G/C	6-4	310	5/12/97	5	Oregon	Yakima, Wash.
25	Kendre Miller	RB	6-0	220	6/11/02	2	TCU	Mount Enterprise, Texas
76	Camron Peterson	DT	6-5	238	9/13/99	1	Southern	Houston, Texas
28	Rejzohn Wright	CB	6-2	193	9/7/00	1	Oregon State	Union City, Calif.

**Reserve/Physically Unable to Perform: (3)**

92	Tanoh Kpassagnon	DE	6-7	289	6/14/94	8	Villanova	Ambler, Pa.
71	Ryan Ramczyk	T	6-6	314	4/22/94	8	Wisconsin	Stevens Point, Wis.
45	Nephi Sewell	LB	6-0	228	12/19/98	2	Utah	St. George, Utah

**HEAD COACH: DENNIS ALLEN. Assistants: Clancy Barone** (Tight Ends), **John Benton** (Offensive Line), **Rick Dennison** (Senior Offensive Assistant), **Jahri Evans** (Offensive Assistant), **Derrick Foster** (Running Backs), **Phil Galiano** (Assistant Special Teams), **Matt Giordano** (Defensive Assistant), **Peter Giunta** (Senior Defensive Assistant), **Todd Grantham** (Defensive Line), **Adam Gristick** (Defensive Assistant), **Michael Hodges** (Linebackers), **Andrew Janocko** (Quarterbacks), **Klint Kubiak** (Offensive Coordinator), **Mike Martinez** (Assistant to the Head Coach), **DeNarius McGhee** (Assistant Wide Receivers), **Kevin Petry** (Offensive Assistant), **Darren Rizzi** (Assistant Head Coach/Special Teams Coordinator), **Marcus Robertson** (Secondary), **Jordan Traylor** (Offensive Assistant), **Keith Williams** (Wide Receivers), **Joe Woods** (Defensive Coordinator), **Brian Young** (Pass Rush Specialist).

**NEW ORLEANS SAINTS AGE ROSTER (as of 10/8/24)**

No.	Name	Pos.	Ht.	Wt.	Age	Exp.	College	H.S. Hometown	How Acquired
56	Demario Davis	LB	6-2	248	35	13	Arkansas State	Brandon, Miss.	UFA-18 (NYJ)
94	Cameron Jordan	DE	6-4	287	35	14	California	Chandler, Ariz.	D1a-11
7	Taysom Hill	TE	6-2	221	34	8	BYU	Pocatello, Idaho	WAI-17 (GB)
4	Derek Carr	QB	6-3	215	33	11	Fresno State	Bakersfield, Calif.	FA-23
32	Tyrann Mathieu	S	5-9	190	32	12	LSU	New Orleans, La.	UFA-22 (KC)
49	Zach Wood	LS	6-3	255	31	8	Southern Methodist	Rowlett, Texas	FA-17
61	Connor McGovern	C	6-4	306	31	8	Missouri	Fargo, N.D.	FA-24
62	Lucas Patrick	OL	6-3	313	31	8	Duke	Brentwood, Tenn.	UFA-24 (CHI)
93	Nathan Shepherd	DT	6-4	315	31	7	Fort Hays State	Ajax, Ontario, Canada	UFA-23 (NYJ)
21	Jamaal Williams	RB	6-0	224	29	8	BYU	Fontana, Calif.	UFA-23 (DET)
41	Alvin Kamara	RB	5-10	215	29	8	Tennessee	Atlanta, Ga.	D3a-17
11	Cedrick Wilson Jr.	WR	6-2	197	28	7	Boise State	Memphis, Tenn.	UFA-24 (MIA)
5	Will Harris	DB	6-1	206	28	6	Boston College	Suwanee, Ga.	UFA-24 (DET)
48	J.T. Gray	DB	6-0	202	28	7	Mississippi State	Clarksdale, Miss.	FA-18
23	Marshon Lattimore	CB	6-0	192	28	8	Ohio State	Cleveland, Ohio	D1a-17
50	Khalen Saunders	DT	6-0	324	28	6	Western Illinois	St. Louis, Mo.	UFA-23 (KC)
83	Juwan Johnson	TE	6-4	231	28	5	Oregon	Glassboro, N.J.	FA-20
96	Carl Granderson	DE	6-5	261	27	6	Wyoming	Sacramento, Calif.	FA-19
46	Adam Prentice	FB	6-0	245	27	4	South Carolina	Clovis, Calif.	WAI-21 (DEN)
74	Olisaemeka Udoh	OL	6-6	320	27	6	Elon	Fayetteville, N.C.	UFA-24 (MIN)
43	Matthew Hayball	P	6-0	189	27	R	Vanderbilt	West Adelaide, Australia	FA-24
87	Foster Moreau	TE	6-4	250	27	6	LSU	New Orleans, La.	UFA-23 (LV)
67	Landon Young	T	6-7	321	27	4	Kentucky	Lexington, Ky.	D6-21
6	Willie Gay Jr.	LB	6-1	243	26	5	Mississippi State	Starkville, Miss.	UFA-24 (KC)
20	Pete Werner	LB	6-3	242	26	4	Ohio State	Indianapolis, Ind.	D2-21
52	D'Marco Jackson	LB	6-1	233	26	3	Appalachian State	Spartanburg, S.C.	D5-22
22	Rashid Shaheed	WR/RS	6-0	180	26	3	Weber State	San Diego, Calif.	FA-22
19	Blake Grupe	K	5-7	156	25	2	Notre Dame	Sedalia, Mo.	FA-23
1	Alontae Taylor	CB	6-1	199	25	3	Tennessee	Manchester, Tenn.	D2-22
98	Payton Turner	DE	6-6	270	25	4	Houston	Houston, Texas	D1-21
3	Jake Haener	QB	6-1	200	25	2	Fresno State	Danville, Calif.	D4b-23
99	Chase Young	DE	6-5	265	25	5	Ohio State	Hyattsville, Md.	UFA-24 (SF)
95	John Ridgeway III	DT	6-5	321	25	3	Arkansas	Bloomington, Ill.	TR-24 (WAS)
70	Trevor Penning	T	6-7	325	25	3	Northern Iowa	Mason City, Iowa	D1b-22
51	Cesar Ruiz	C/G	6-4	316	25	5	Michigan	Camden, N.J.	D1-20
33	Jordan Mims	RB	6-0	205	25	1	Fresno State	Atherton, Calif.	FA-23
29	Paulson Adebo	CB	6-1	192	25	4	Stanford	Mansfield, Texas	D3-21
60	Kyle Hergel	G	6-2	315	25	R	Boston College	Mississauga, Ontario, Canada	FA-24
36	Rico Payton	CB	6-0	182	24	R	Pittsburg State	St. Louis, Mo.	FA-24
97	Khristian Boyd	DT	6-2	320	24	R	Northern Iowa	Blue Springs, Mo.	D6-24
85	Dallin Holker	TE	6-3	241	24	R	Colorado State	Lehi, Utah	FA-24
31	Jordan Howden	DB	6-0	209	24	2	Minnesota	San Diego, Calif.	D5-23
12	Chris Olave	WR	6-0	187	24	3	Ohio State	San Marcos, Calif.	D1a-22
64	Nick Saldiveri	OL	6-6	316	24	2	Old Dominion	Monroe, N.C.	D4a-23
84	Mason Tipton	WR	5-11	187	24	R	Yale	Akron, Ohio	FA-24
18	Spencer Rattler	QB	6-0	211	24	R	South Carolina	Phoenix, Ariz.	D5a-24
58	Anfernee Orji	LB	6-2	230	24	1	Vanderbilt	Rockwall, Texas	FA-23
55	Isaiah Foskey	DE	6-5	270	23	2	Notre Dame	Concord, Calif.	D2-23
16	Bub Means	WR	6-2	215	23	R	Pittsburgh	Lovejoy, Ga.	D5b-24
90	Bryan Bresee	DT	6-5	305	23	2	Clemson	Damascus, Md.	D1-23
53	Jaylan Ford	LB	6-2	240	22	R	Texas	Frisco, Texas	D5c-24
75	Taliese Fuaga	T	6-6	324	22	R	Oregon State	Tacoma, Wash.	D1-24
14	Kool-Aid McKinstry	CB	5-11	199	22	R	Alabama	Pinson, Ala.	D2-24

**Players on Active Roster: (53)**

**Practice Squad: (16)**

69	Chris Reed	G	6-3	314	32	8	Minnesota State-Mankato	Omaha, Neb.	FA-24
91	Kendal Vickers	DT	6-3	295	29	3	Tennessee	Havelock, N.C.	FA-24
13	Equanimeous St. Brown	WR	6-5	214	28	6	Notre Dame	Anaheim, Calif.	UFA-24 (CHI)
24	Johnathan Abram	S	5-11	205	27	6	Mississippi State	Columbia, Miss.	UFA-23 (SEA)
86	Michael Jacobson	TE	6-7	244	27	1	Iowa State	Waukee, Iowa	FA-23
0	Ugo Amadi	S	5-9	201	27	6	Oregon	Nashville, Tenn.	FA-23
57	Niko Lalos	DE	6-5	269	27	2	Dartmouth	Akron, Ohio	FA-23
27	Shemar Jean-Charles	DB	5-10	184	26	4	Appalachian State	Miramar, Fla.	FA-23
76	Austin Deculus	T	6-5	321	25	3	LSU	Cypress, Texas	FA-24
38	Millard Bradford	S	5-10	191	25	R	TCU	Helotes, Texas	FA-24
81	Kevin Austin Jr.	WR	6-2	200	24	1	Notre Dame	Fort Lauderdale, Fla.	FA-24
80	Jermaine Jackson	WR	5-7	170	24	R	Idaho	San Leandro, Calif.	FA-24
44	Isaiah Stalbird	LB	6-1	215	24	R	South Dakota State	Kearney, Neb.	FA-24
82	Treyton Welch	TE	6-4	240	23	R	Wyoming	Buffalo, Minn.	FA-24
72	Josiah Ezirim	T	6-6	329	23	R	Eastern Kentucky	Hilliard, Ohio	D7-24
39	Charlie Smyth	K	6-4	210	23	R	International Pathway Program	Newry, Ireland	FA-24

**Reserve/Injured: (6)**

77	Justin Herron	T	6-5	290	28	5	Wake Forest	Silver Spring, Md.	FA-24
66	Shane Lemieux	G/C	6-4	310	27	5	Oregon	Yakima, Wash.	UFA-24 (NYG)
78	Erik McCoy	C/G	6-4	303	27	6	Texas A&M	Lufkin, Texas	D2-19
76	Camron Peterson	DT	6-5	280	25	1	Southern	Houston, Texas	FA-24
28	Rejzohn Wright	CB	6-2	193	24	1	Oregon State	Union City, Calif.	FA-24
25	Kendre Miller	RB	6-0	220	22	2	TCU	Mount Enterprise, Texas	D3-23

**Reserve/Physically Unable to Perform: (3)**

71	Ryan Ramczyk	T	6-6	314	30	8	Wisconsin	Stevens Point, Wis.	D1b-17
92	Tanoh Kpassagnon	DE	6-7	289	30	8	Villanova	Ambler, Pa.	UFA-21 (KC)
45	Nephi Sewell	LB	6-0	228	25	2	Utah	St. George, Utah	FA-22

**HEAD COACH: DENNIS ALLEN. Assistants: Clancy Barone** (Tight Ends), **John Benton** (Offensive Line), **Rick Dennison** (Senior Offensive Assistant), **Jahri Evans** (Offensive Assistant), **Derrick Foster** (Running Backs), **Phil Galiano** (Assistant Special Teams), **Matt Giordano** (Defensive Assistant), **Peter Giunta** (Senior Defensive Assistant), **Todd Grantham** (Defensive Line), **Adam Gristick** (Defensive Assistant), **Michael Hodges** (Linebackers), **Andrew Janocko** (Quarterbacks), **Klint Kubiak** (Offensive Coordinator), **Mike Martinez** (Assistant to the Head Coach), **DeNarius McGhee** (Assistant Wide Receivers), **Kevin Petry** (Offensive Assistant), **Darren Rizzi** (Assistant Head Coach/Special Teams Coordinator), **Marcus Robertson** (Secondary), **Jordan Traylor** (Offensive Assistant), **Keith Williams** (Wide Receivers), **Joe Woods** (Defensive Coordinator), **Brian Young** (Pass Rush Specialist).

**NEW ORLEANS SAINTS POSITIONAL ROSTER (as of 10/8/24)**

No.	Name	Pos.	Ht.	Wt.	Age	Exp.	College	HS Hometown	How Acquired
<b>QUARTERBACKS (3)</b>									
3	Jake Haener	QB	6-1	200	25	2	Fresno State	Danville, Calif.	D4b-23
4	Derek Carr	QB	6-3	215	33	11	Fresno State	Bakersfield, Calif.	FA-23
18	Spencer Rattler	QB	6-0	211	24	R	South Carolina	Phoenix, Ariz.	D5a-24
<b>RUNNING BACKS (3)</b>									
21	Jamaal Williams	RB	6-0	224	29	8	BYU	Fontana, Calif.	UFA-23 (DET)
33	Jordan Mims	RB	6-0	205	25	1	Fresno State	Atherton, Calif.	FA-23
41	Alvin Kamara	RB	5-10	215	29	8	Tennessee	Atlanta, Ga.	D3a-17
<b>FULLBACKS (1)</b>									
46	Adam Prentice	FB	6-0	245	27	4	South Carolina	Clovis, Calif.	WAI-21 (DEN)
<b>WIDE RECEIVERS (5)</b>									
11	Cedrick Wilson Jr.	WR	6-2	197	28	7	Boise State	Memphis, Tenn.	UFA-24 (MIA)
12	Chris Olave	WR	6-0	187	24	3	Ohio State	San Marcos, Calif.	D1a-22
16	Bub Means	WR	6-2	215	23	R	Pittsburgh	Lovejoy, Ga.	D5b-24
22	Rashid Shaheed	WR/RS	6-0	180	26	3	Weber State	San Diego, Calif.	FA-22
84	Mason Tipton	WR	5-11	187	24	R	Yale	Akron, Ohio	FA-24
<b>TIGHT ENDS (4)</b>									
7	Taysom Hill	TE	6-2	221	34	8	BYU	Pocatello, Idaho	WAI-17 (GB)
83	Juwan Johnson	TE	6-4	231	28	5	Oregon	Glassboro, N.J.	FA-20
85	Dallin Holker	TE	6-3	241	24	R	Colorado State	Lehi, Utah	FA-24
87	Foster Moreau	TE	6-4	250	27	6	LSU	New Orleans, La.	FA-23
<b>OFFENSIVE LINEMEN (9)</b>									
51	Cesar Ruiz	C/G	6-4	316	25	5	Michigan	Camden, N.J.	D1-20
61	Connor McGovern	C	6-4	306	31	8	Missouri	Fargo, N.D.	FA-24
62	Lucas Patrick	OL	6-3	313	31	8	Duke	Brentwood, Tenn.	UFA-24 (CHI)
64	Nick Saldiveri	OL	6-6	316	24	2	Old Dominion	Monroe, N.C.	D4a-23
60	Kyle Hergel	G	6-2	315	25	R	Boston College	Mississauga, Ontario, Canada	FA-24
67	Landon Young	T	6-7	321	27	4	Kentucky	Lexington, Ky.	D6-21
70	Trevor Penning	T	6-7	325	25	3	Northern Iowa	Mason City, Iowa	D1b-22
74	Olisaemeka Udoh	OL	6-6	320	27	6	Elon	Fayetteville, N.C.	UFA-24 (MIN)
75	Taliese Fuaga	T	6-6	324	22	R	Oregon State	Tacoma, Wash.	D1-24
<b>SPECIALISTS (3)</b>									
19	Blake Grupe	K	5-7	156	25	2	Notre Dame	Sedalia, Mo.	FA-23
43	Matthew Hayball	P	6-0	189	27	R	Vanderbilt	West Adelaide, Australia	FA-24
49	Zach Wood	LS	6-3	255	31	8	Southern Methodist	Rowlett, Texas	FA-17
<b>DEFENSIVE LINEMEN (10)</b>									
50	Khalen Saunders	DT	6-0	324	28	6	Western Illinois	St. Louis, Mo.	UFA-23 (KC)
55	Isaiah Foskey	DE	6-5	270	23	2	Notre Dame	Concord, Calif.	D2-23
90	Bryan Bresee	DT	6-5	305	23	2	Clemson	Damascus, Md.	D1-23
93	Nathan Shepherd	DT	6-4	315	31	7	Fort Hays State	Ajax, Ontario, Canada	UFA-23 (NYJ)
94	Cameron Jordan	DE	6-4	287	35	14	California	Chandler, Ariz.	D1a-11
95	John Ridgeway III	DT	6-5	321	25	3	Arkansas	Bloomington, Ill.	TR-24 (WAS)
96	Carl Granderson	DE	6-5	261	27	6	Wyoming	Sacramento, Calif.	FA-19
97	Khristian Boyd	DT	6-2	320	24	R	Northern Iowa	Blue Springs, Mo.	D6-24
98	Payton Turner	DE	6-6	270	25	4	Houston	Houston, Texas	D1-21
99	Chase Young	DE	6-5	265	25	5	Ohio State	Hyattsville, Md.	UFA-24 (SF)
<b>LINEBACKERS (6)</b>									
6	Willie Gay Jr.	LB	6-1	243	26	5	Mississippi State	Starkville, Miss.	UFA-24 (KC)
20	Pete Werner	LB	6-3	242	26	4	Ohio State	Indianapolis, Ind.	D2-21
52	D'Marco Jackson	LB	6-1	233	26	3	Appalachian State	Spartanburg, S.C.	D5-22
53	Jaylan Ford	LB	6-2	240	22	R	Texas	Frisco, Texas	D5c-24
56	Demario Davis	LB	6-2	248	35	13	Arkansas State	Brandon, Miss.	UFA-18 (NYJ)
58	Anfernee Orji	LB	6-2	230	24	1	Vanderbilt	Rockwall, Texas	FA-23
<b>DEFENSIVE BACKS (9)</b>									
1	Alontae Taylor	CB	6-1	199	25	3	Tennessee	Manchester, Tenn.	D2-22
5	Will Harris	DB	6-1	206	28	6	Boston College	Suwanee, Ga.	UFA-24 (DET)
14	Kool-Aid McKinstry	CB	5-11	199	22	R	Alabama	Pinson, Ala.	D2-24
23	Marshon Lattimore	CB	6-0	192	28	8	Ohio State	Cleveland, Ohio	D1a-17
29	Paulson Adebo	CB	6-1	192	25	4	Stanford	Mansfield, Texas	D3-21
31	Jordan Howden	DB	6-0	209	24	2	Minnesota	San Diego, Calif.	D5-23
32	Tyrann Mathieu	S	5-9	190	32	12	LSU	New Orleans, La.	UFA-22 (KC)
36	Rico Payton	CB	6-0	182	24	R	Pittsburg State	St. Louis, Mo.	FA-24
48	J.T. Gray	DB	6-0	202	28	7	Mississippi State	Clarksdale, Miss.	FA-18
<b>Players on Active Roster: (53)</b>									
<b>Practice Squad: (16)</b>									
0	Ugo Amadi	S	5-9	201	27	6	Oregon	Nashville, Tenn.	FA-23
13	Equanimeous St. Brown	WR	6-5	214	28	6	Notre Dame	Anaheim, Calif.	UFA-24 (CHI)
24	Johnathan Abram	S	5-11	205	27	6	Mississippi State	Columbia, Miss.	UFA-23 (SEA)
27	Shemar Jean-Charles	DB	5-10	184	26	4	Appalachian State	Miramar, Fla.	FA-23
38	Millard Bradford	S	5-10	191	25	R	TCU	Helotes, Texas	FA-24
39	Charlie Smyth	K	6-4	210	23	R	International Pathway Program	Newry, Ireland	FA-24
44	Isaiah Stalbird	LB	6-1	215	24	R	South Dakota State	Kearney, Neb.	FA-24
57	Niko Lalos	DE	6-5	269	27	2	Dartmouth	Akron, Ohio	FA-23
69	Chris Reed	G	6-3	314	32	8	Minnesota State-Mankato	Omaha, Neb.	FA-24
72	Josiah Ezirim	T	6-6	329	23	R	Eastern Kentucky	Hilliard, Ohio	D7-24
76	Austin Deculus	T	6-5	321	25	3	LSU	Cypress, Texas	FA-24
80	Jermaine Jackson	WR	5-7	170	24	R	Idaho	San Leandro, Calif.	FA-24
81	Kevin Austin Jr.	WR	6-2	200	24	1	Notre Dame	Fort Lauderdale, Fla.	FA-24
82	Treyton Welch	TE	6-4	240	23	R	Wyoming	Buffalo, Minn.	FA-24
86	Michael Jacobson	TE	6-7	244	27	1	Iowa State	Waukee, Iowa	FA-23
91	Kendal Vickers	DT	6-3	295	29	3	Tennessee	Havelock, N.C.	FA-24
<b>Reserve/Injured: (6)</b>									
25	Kendre Miller	RB	6-0	220	22	2	TCU	Mount Enterprise, Texas	D3-23
28	Rejzohn Wright	CB	6-2	193	24	1	Oregon State	Union City, Calif.	FA-24
66	Shane Lemieux	G/C	6-4	310	27	5	Oregon	Yakima, Wash.	UFA-24 (NYG)
76	Camron Peterson	DT	6-5	280	25	1	Southern	Houston, Texas	FA-24
77	Justin Herron	T	6-5	290	28	5	Wake Forest	Silver Spring, Md.	FA-24
78	Erik McCoy	C/G	6-4	303	27	6	Texas A&M	Lufkin, Texas	D2-19
<b>Reserve/Physically Unable to Perform: (3)</b>									
45	Nephi Sewell	LB	6-0	228	25	2	Utah	St. George, Utah	FA-22
71	Ryan Ramczyk	T	6-6	314	30	8	Wisconsin	Stevens Point, Wis.	D1b-17
92	Tanoh Kpassagnon	DE	6-7	289	30	8	Villanova	Ambler, Pa.	UFA-21 (KC)

**HEAD COACH: DENNIS ALLEN. Assistants: Clancy Barone** (Tight Ends), **John Benton** (Offensive Line), **Rick Dennison** (Senior Offensive Assistant), **Jahri Evans** (Offensive Assistant), **Derrick Foster** (Running Backs), **Phil Galiano** (Assistant Special Teams), **Matt Giordano** (Defensive Assistant), **Peter Giunta** (Senior Defensive Assistant), **Todd Grantham** (Defensive Line), **Adam Gristick** (Defensive Assistant), **Michael Hodges** (Linebackers), **Andrew Janocko** (Quarterbacks), **Klint Kubiak** (Offensive Coordinator), **Mike Martinez** (Assistant to the Head Coach), **DeNarius McGhee** (Assistant Wide Receivers), **Kevin Petry** (Offensive Assistant), **Darren Rizzi** (Assistant Head Coach/Special Teams Coordinator), **Marcus Robertson** (Secondary), **Jordan Traylor** (Offensive Assistant), **Keith Williams** (Wide Receivers), **Joe Woods** (Defensive Coordinator), **Brian Young** (Pass Rush Specialist).

**NEW ORLEANS SAINTS UNOFFICIAL DEPTH CHART (as of 10/8/24)**

**OFFENSE**

WR	12 <b>Chris Olave</b>	16 <u>Bub Means</u>	
LT	75 <u>Taliese Fuaga</u>	74 Olisaemeka Udoh	
LG	67 Landon Young	64 Nick Saldiveri	
C	62 Lucas Patrick	61 Connor McGovern	
RG	51 Cesar Ruiz	60 <u>Kyle Hergel</u>	
RT	70 Trevor Penning	74 Olisaemeka Udoh	
TE	87 Foster Moreau	83 Juwan Johnson	
TE	7 Taysom Hill	85 <u>Dallin Holker</u>	
WR	22 Rashid Shaheed	11 Cedrick Wilson Jr.	84 <u>Mason Tipton</u>
QB	4 Derek Carr	3 Jake Haener or 18 <u>Spencer Rattler</u>	
RB	41 Alvin Kamara	21 Jamaal Williams	33 Jordan Mims
FB	46 Adam Prentice		

**DEFENSE**

RDE	96 Carl Granderson or 99 Chase Young	55 Isaiah Foskey	
DT	50 Khalen Saunders	97 <u>Khristian Boyd</u>	
DT	93 Nathan Shepherd	90 Bryan Bresee	95 John Ridgeway III
LDE	94 Cameron Jordan	98 Payton Turner	
WILL	20 Pete Werner	58 Anfernee Orji	
MLB	56 Demario Davis	52 D'Marco Jackson	
SAM	6 Willie Gay Jr.	58 Anfernee Orji	53 <u>Jaylan Ford</u>
LCB	29 Paulson Adebbo	1 Alontae Taylor	36 <u>Rico Payton</u>
SS	5 Will Harris	48 J.T. Gray	
FS	32 Tyrann Mathieu	31 Jordan Howden	
RCB	23 Marshon Lattimore	14 <u>Kool-Aid McKinstry</u>	

**SPECIAL TEAMS**

P	43 <u>Matthew Hayball</u>	
K	19 Blake Grupe	
KO	19 Blake Grupe	
LS	49 Zach Wood	
H	43 <u>Matthew Hayball</u>	
PR	22 Rashid Shaheed	84 <u>Mason Tipton</u>
KR	22 Rashid Shaheed	21 Jamaal Williams

**HOW THE SAINTS WERE BUILT (as of 10/8/24) - REGULAR SEASON**

	<b>DRAFT</b>	<b>TRADES</b>	<b>WAIVERS</b>	<b>FREE AGENTS</b>	
2011	DE Cameron Jordan (1a)				1
2017	CB Marshon Lattimore (1a) RB Alvin Kamara (3)		TE Taysom Hill (GB)	LS Zach Wood (FA)	4
2018				LB Demario Davis (UFA-NYJ) DB J.T. Gray (Rookie FA)	2
2019				DE Carl Granderson (Rookie FA)	1
2020	C/G Cesar Ruiz (1)			TE Juwan Johnson (Rookie FA)	2
2021	DE Payton Turner (1) LB Pete Werner (2) CB Paulson Adebo (3) T Landon Young (6)		FB Adam Prentice (DEN)		5
2022	WR Chris Olave (1a) T Trevor Penning (1b) CB Alontae Taylor (2) LB D'Marco Jackson (5)			S Tyrann Mathieu (UFA-KC) WR/RS Rashid Shaheed (Rookie FA)	6
2023	DT Bryan Bresee (1) DE Isaiah Foskey (2) OL Nick Saldiveri (4a) QB Jake Haener (4b) DB Jordan Howden (5)			QB Derek Carr (FA) K Blake Grupe (Rookie FA) RB Jordan Mims (FA) TE Foster Moreau (UFA-LV) LB Anfernee Orji (Rookie FA) DT Khaleen Saunders (UFA-KC) DT Nathan Shepherd (UFA-NYJ) RB Jamaal Williams (UFA-DET)	13
2024	T Taliese Fuaga (1) CB Kool-Aid McKinstry (2) QB Spencer Rattler (5a) WR Bub Means (5b) LB Jalyan Ford (5c) DT Khristian Boyd (6)	DT John Ridgeway III (WAS)		LB Willie Gay Jr. (UFA-KC) DB Will Harris (UFA-DET) P Matthew Hayball (Rookie FA) G Kyle Hergel (Rookie FA) TE Dallin Holker (Rookie FA) C Connor McGovern (FA-24) OL Lucas Patrick (UFA-CHI) CB Rico Payton (Rookie FA) WR Mason Tipton (Rookie FA) OL Olisaemeka Udoh (UFA-MIN) WR Cedrick Wilson Jr. (UFA-MIA) DE Chase Young (UFA-SF)	19

New Orleans Saints / Week 5 / Through Monday, October 7, 2024 / Regular Season

Won 2, Lost 3

9/8/2024	W 47 - 10	Carolina Panthers
9/15/2024	W 44 - 19	at Dallas Cowboys
9/22/2024	L 12 - 15	Philadelphia Eagles
9/29/2024	L 24 - 26	at Atlanta Falcons
10/7/2024	L 13 - 26	at Kansas City Chiefs

	New Orleans	Opponent						
<b>Total First Downs</b>	<b>97</b>	<b>93</b>						
Rushing	46	30						
Passing	44	55						
Penalty	7	8						
3rd Down: Made/Att	29/57	23/62						
3rd Down Pct.	50.9%	37.1%						
4th Down: Made/Att	1/5	4/10						
4th Down Pct.	20.0%	40.0%						
<b>Possession Avg.</b>	<b>30:08</b>	<b>29:52</b>						
<b>Total Net Yards</b>	<b>1616</b>	<b>1781</b>						
Avg. Per Game	323.2	356.2						
Total Plays	294	319						
Avg. Per Play	5.5	5.6						
<b>Net Yards Rushing</b>	<b>636</b>	<b>525</b>						
Avg. Per Game	127.2	105.0						
Total Rushes	153	120						
<b>Net Yards Passing</b>	<b>980</b>	<b>1256</b>						
Avg. Per Game	196.0	251.2						
Sacked/Yards Lost	5/26	14/84						
Gross Yards	1006	1340						
Attempts/Completions	136/92	185/119						
Completion Pct.	67.6%	64.3%						
Had Intercepted	4	7						
<b>Punts/Average</b>	<b>14/43.1</b>	<b>12/39.6</b>						
<b>Net Punting Avg.</b>	<b>40.4</b>	<b>32.3</b>						
<b>Penalties/Yards</b>	<b>29/290</b>	<b>32/282</b>						
<b>Fumbles/Ball Lost</b>	<b>2/2</b>	<b>6/2</b>						
<b>Touchdowns</b>	<b>17</b>	<b>8</b>						
Rushing	9	5						
Passing	8	1						
Returns	0	2						
<b>Score By Periods</b>	<b>Q1</b>	<b>Q2</b>	<b>Q3</b>	<b>Q4</b>	<b>OT</b>	<b>Pts</b>		
Team	41	48	16	35	0	140		
Opponents	17	35	13	31	0	96		
<b>Scoring</b>	<b>TD</b>	<b>Ru</b>	<b>Pa</b>	<b>Rt</b>	<b>PAT</b>	<b>FG</b>	<b>2Pt</b>	<b>Pts</b>
B.Grupe	0	0	0	0	14/16	8/8	0	38
A.Kamara	6	5	1	0	0/0	0/0	0	36
R.Shaheed	3	0	3	0	0/0	0/0	0	18
T.Hill	2	2	0	0	0/0	0/0	0	12
F.Moreau	2	0	2	0	0/0	0/0	0	12
D.Carr	1	1	0	0	0/0	0/0	0	6
J.Johnson	1	0	1	0	0/0	0/0	0	6
C.Olave	1	0	1	0	0/0	0/0	0	6
J.Williams	1	1	0	0	0/0	0/0	0	6
<b>Team</b>	<b>17</b>	<b>9</b>	<b>8</b>	<b>0</b>	<b>14/16</b>	<b>8/8</b>	<b>0</b>	<b>140</b>
<b>Opponents</b>	<b>8</b>	<b>5</b>	<b>1</b>	<b>2</b>	<b>7/7</b>	<b>13/15</b>	<b>1</b>	<b>96</b>

2-Pt. Conversions: Team 0/1, Opponents: 1/1  
 Sacks: B.Bresee 4.0, A.Taylor 3.5, C.Granderson 3.0, C.Young 1.5, P.Turner 1.0, D.Davis 1.0 **Team: 14.0, Opponents: 5.0**

<b>Rushing</b>	<b>No.</b>	<b>Yds</b>	<b>Avg</b>	<b>Long</b>	<b>TD</b>			
A.Kamara	91	388	4.3	17	5			
J.Williams	25	96	3.8	14t	1			
T.Hill	14	77	5.5	12	2			
R.Shaheed	5	27	5.4	13	0			
D.Carr	8	22	2.8	8	1			
J.Mims	4	11	2.8	5	0			
J.Haener	5	8	1.6	9	0			
C.Olave	1	7	7.0	7	0			
<b>Team</b>	<b>153</b>	<b>636</b>	<b>4.2</b>	<b>17</b>	<b>9</b>			
<b>Opponents</b>	<b>120</b>	<b>525</b>	<b>4.4</b>	<b>65t</b>	<b>5</b>			
<b>Receiving</b>	<b>No.</b>	<b>Yds</b>	<b>Avg</b>	<b>Long</b>	<b>TD</b>			
A.Kamara	23	214	9.3	57t	1			
C.Olave	22	275	12.5	39	1			
R.Shaheed	19	338	17.8	70t	3			
J.Johnson	9	70	7.8	16t	1			
F.Moreau	7	58	8.3	22	2			
M.Tipton	5	25	5.0	6	0			
J.Williams	4	21	5.3	13	0			
T.Hill	2	2	1.0	1	0			
C.Wilson	1	3	3.0	3	0			
B.Means	0	0	0.0	0	0			
A.Prentice	0	0	0.0	0	0			
<b>Team</b>	<b>92</b>	<b>1006</b>	<b>10.9</b>	<b>70t</b>	<b>8</b>			
<b>Opponents</b>	<b>119</b>	<b>1340</b>	<b>11.3</b>	<b>65t</b>	<b>1</b>			
<b>Interceptions</b>	<b>No.</b>	<b>Yds</b>	<b>Avg</b>	<b>Long</b>	<b>TD</b>			
P.Adebo	2	48	24.0	47	0			
T.Mathieu	2	23	11.5	23	0			
K.Saunders	1	37	37.0	37	0			
W.Harris	1	7	7.0	7	0			
J.Howden	1	-5	-5.0	-5	0			
<b>Team</b>	<b>7</b>	<b>110</b>	<b>15.7</b>	<b>47</b>	<b>0</b>			
<b>Opponents</b>	<b>4</b>	<b>47</b>	<b>11.8</b>	<b>47t</b>	<b>1</b>			
<b>Punting</b>	<b>No</b>	<b>Yds</b>	<b>Avg</b>	<b>Net</b>	<b>TB</b>	<b>In</b>	<b>Lg</b>	<b>B</b>
M.Hayball	14	603	43.1	40.4	0	8	53	0
<b>Team</b>	<b>14</b>	<b>603</b>	<b>43.1</b>	<b>40.4</b>	<b>0</b>	<b>8</b>	<b>53</b>	<b>0</b>
<b>Opponents</b>	<b>12</b>	<b>475</b>	<b>39.6</b>	<b>32.3</b>	<b>0</b>	<b>3</b>	<b>56</b>	<b>1</b>
<b>Punt Returns</b>	<b>Ret</b>	<b>FC</b>	<b>Yds</b>	<b>Avg</b>	<b>Long</b>	<b>TD</b>		
R.Shaheed	7	2	87	12.4	47	0		
C.Wilson	1	0	0	0.0	0	0		
<b>Team</b>	<b>8</b>	<b>2</b>	<b>87</b>	<b>10.9</b>	<b>47</b>	<b>0</b>		
<b>Opponents</b>	<b>5</b>	<b>4</b>	<b>38</b>	<b>7.6</b>	<b>13</b>	<b>0</b>		
<b>Kickoff Returns</b>	<b>No.</b>	<b>Yds</b>	<b>Avg</b>	<b>Long</b>	<b>TD</b>			
R.Shaheed	5	146	29.2	38	0			
J.Williams	5	137	27.4	32	0			
<b>Team</b>	<b>10</b>	<b>283</b>	<b>28.3</b>	<b>38</b>	<b>0</b>			
<b>Opponents</b>	<b>22</b>	<b>538</b>	<b>24.5</b>	<b>35</b>	<b>0</b>			
<b>Field Goals</b>	<b>1-19</b>	<b>20-29</b>	<b>30-39</b>	<b>40-49</b>	<b>50+</b>			
B.Grupe	0/0	1/1	3/3	2/2	2/2			
<b>Team</b>	<b>0/0</b>	<b>1/1</b>	<b>3/3</b>	<b>2/2</b>	<b>2/2</b>			
<b>Opponents</b>	<b>0/0</b>	<b>2/2</b>	<b>3/3</b>	<b>5/5</b>	<b>3/5</b>			

Fumbles Lost: C.Wilson 1, R.Shaheed 1 **Total: 2**  
 Opponent Fumble Recoveries: T.Mathieu 1, W.Gay 1 **Total: 2**

<b>Passing</b>	<b>Att</b>	<b>Cmp</b>	<b>Yds</b>	<b>Cmp%</b>	<b>Yds/Att</b>	<b>TD</b>	<b>TD%</b>	<b>Int</b>	<b>Int%</b>	<b>Long</b>	<b>Sack</b>	<b>Lost</b>	<b>Rating</b>
D.Carr	128	90	989	70.3%	7.7	8	6.3%	4	3.1%	70t	5/	26	100.7
J.Haener	8	2	17	25.0%	2.1	0	0.0%	0	0.0%	11	0/	0	39.6
<b>Team</b>	<b>136</b>	<b>92</b>	<b>1006</b>	<b>67.6%</b>	<b>7.4</b>	<b>8</b>	<b>5.9%</b>	<b>4</b>	<b>2.9%</b>	<b>70t</b>	<b>5/</b>	<b>26</b>	<b>96.6</b>
<b>Opponents</b>	<b>185</b>	<b>119</b>	<b>1340</b>	<b>64.3%</b>	<b>7.2</b>	<b>1</b>	<b>0.5%</b>	<b>7</b>	<b>3.8%</b>	<b>65t</b>	<b>14/</b>	<b>84</b>	<b>71.9</b>

## NEW ORLEANS SAINTS 2024 DEFENSIVE STATS

Name	Regular Defensive Plays											Special Teams					Miscellaneous			
	TKL	AST	TOT	SACK	YDS	TFL	QH	IN	PD	FF	FR	TKL	AST	FF	FR	BL	TKL	AST	FF	FR
Adebo, Paulson	32	4	36	0	0	1	1	2	8	0	0	0	0	0	0	0	0	0	0	0
Davis, Demario	14	15	29	1	0	0	0	0	1	0	0	0	0	0	0	0	0	0	0	0
Taylor, Alontae	22	6	28	3.5	30	6	4	0	4	2	0	0	0	0	0	0	0	0	0	0
Mathieu, Tyrann	17	5	22	0	0	1	0	2	3	1	1	0	0	0	0	0	0	0	0	0
Granderson, Carl	12	10	22	3	15	3	5	0	0	1	0	0	0	0	0	0	0	0	0	0
Werner, Pete	12	9	21	0	0	0	0	0	0	0	0	0	0	0	0	0	0	0	0	0
Harris, Will	12	3	15	0	0	1	0	1	3	0	0	0	1	0	0	0	0	0	0	0
Lattimore, Marshon	10	4	14	0	0	0	0	0	1	0	0	0	0	0	0	0	0	0	0	0
Shepherd, Nathan	7	7	14	0	0	1	1	0	0	0	0	0	0	0	0	0	0	0	0	0
Young, Chase	8	6	14	1.5	9	2	9	0	0	0	0	0	0	0	0	0	0	0	0	0
Orji, Anfernee	7	4	11	0	0	0	0	0	0	0	0	4	5	0	0	0	0	0	0	0
Bresee, Bryan	7	1	8	4	19	4	5	0	0	1	0	0	0	0	0	0	0	0	0	0
Saunders, Khalen	2	6	8	0	0	0	0	1	1	0	0	0	0	0	0	0	0	0	0	0
Abram, Johnathan	6	1	7	0	0	0	0	0	0	0	0	1	1	0	0	0	0	0	0	0
Howden, Jordan	3	4	7	0	0	0	0	1	1	0	0	1	0	0	0	0	0	0	0	0
McKinstry, Kool-Aid	5	2	7	0	0	1	0	0	1	0	0	0	0	0	0	0	0	0	0	0
Gay Jr., Willie	5	1	6	0	0	0	0	0	0	0	1	4	1	0	0	0	0	0	0	0
Jackson, D'Marco	3	3	6	0	0	0	0	0	0	0	0	1	0	0	0	0	0	0	0	0
Jordan, Cam	2	3	5	0	0	0	1	0	1	0	0	0	0	0	0	0	0	0	0	0
Foskey, Isaiah	2	2	4	0	0	0	0	0	0	0	0	2	5	0	0	0	0	0	0	0
Turner, Payton	2	1	3	1	11	1	1	0	1	1	0	1	1	0	0	0	0	0	0	0
Ridgeway III, John	0	3	3	0	0	0	0	0	0	0	0	0	0	0	0	0	0	0	0	0
Amadi, Ugo	2	0	2	0	0	0	0	0	1	0	0	1	0	0	0	0	0	0	0	0
Vickers, Kendal	1	1	2	0	0	0	0	0	0	0	0	0	0	0	0	0	0	0	0	0
Boyd, Khristian	0	1	1	0	0	0	0	0	0	0	0	0	0	0	0	0	0	0	0	0
Gray, J.T.	0	0	0	0	0	0	0	0	0	0	0	3	7	0	0	1	0	0	0	0
Wilson Jr., Cedrick	0	0	0	0	0	0	0	0	0	0	0	2	1	0	0	0	0	0	0	0
Payton, Rico	0	0	0	0	0	0	0	0	1	0	0	1	0	0	0	0	0	0	0	0
Ford, Jaylan	0	0	0	0	0	0	0	0	0	0	0	0	1	0	0	0	0	0	0	0
Stalbird, Isaiah	0	0	0	0	0	0	0	0	0	0	0	1	2	0	0	0	0	0	0	0
Mims, Jordan	0	0	0	0	0	0	0	0	0	0	0	0	1	0	0	0	0	0	0	0
Prentice, Adam	0	0	0	0	0	0	0	0	0	0	0	1	1	0	0	0	0	0	0	0
Olave, Chris	0	0	0	0	0	0	0	0	0	0	0	0	0	0	0	0	2	0	0	0
Shaheed, Rashid	0	0	0	0	0	0	0	0	0	0	0	0	0	0	0	0	1	0	0	0
Hudson, Khaleke	0	0	0	0	0	0	0	0	0	0	0	0	1	0	0	0	0	0	0	0
Totals	84	53	137	13	84	20	26	5	18	6	2	23	28	0	0	1	3	0	0	0

**Defense:** TKL: tackle, AST: assist, TOT: total, INT: interception, PD: pass defense, FF: forced fumble, FR: fumble recovery

**Special Teams:** BL: kicks blocked.

## 2024 New Orleans Saints Game Participation

	9/8	9/15	9/23	9/30	10/7	10/13	10/17	10/27	11/3	11/10	11/17	12/1	12/8	12/15	12/23	12/29	1/5	Regular Season
	CAR	@DAL	PHI	@ATL	@KC	TB	DEN	@LAC	@CAR	ATL	CLE	LAR	@NYG	WSH	@GB	LV	@TB	GP-GS-DNP-IA
Abram, Johnathan	PS	PS	PS	PS	PL													1-0-0-0
Adebo, Paulson	ST	ST	ST	ST	ST													5-5-0-0
Amadi, Ugo	PS	PL	PS	PS	PS													1-0-0-0
Austin Jr., Kevin	PS	PS	PS	PS	PS													0-0-0-0
Boyd, Khristian	PL	PL	PL	PL	IA													4-0-0-1
Bradford, Millard	PS	PS	PS	PS	PS													0-0-0-0
Bresee, Bryan	ST	ST	ST	ST	PL													5-4-0-0
Carr, Derek	ST	ST	ST	ST	ST													5-5-0-0
Davis, Demario	ST	ST	ST	IA	ST													4-4-0-1
Deculus, Austin	PS	PS	PS	PS	PS													0-0-0-0
Ezirim, Josiah	PS	PS	PS	PS	PS													0-0-0-0
Ford, Jaylan	IA	IA	PL	PL	PL													3-0-0-2
Foskey, Isaiah	PL	PL	PL	PL	PL													5-0-0-0
Fuaga, Taliese	ST	ST	ST	ST	ST													5-5-0-0
Gay Jr., Willie	ST	PL	ST	ST	IA													4-3-0-1
Granderson, Carl	ST	ST	ST	ST	ST													5-5-0-0
Gray, J.T.	PL	PL	PL	PL	PL													5-0-0-0
Grupe, Blake	PL	PL	PL	PL	PL													5-0-0-0
Haener, Jake	PL	PL	DNP	DNP	PL													3-0-2-0
Harris, Will	ST	ST	ST	ST	ST													5-5-0-0
Hayball, Matthew	PL	PL	PL	PL	PL													5-0-0-0
Hergel, Kyle	PS	PS	PS	PL	PL													2-0-0-0
Hill, Taysom	ST	ST	IA	ST	IA													3-3-0-2
Holker, Dallin	IA	IA	DNP	IA	ST													1-1-1-3
Howden, Jordan	PL	PL	PL	PL	PL													5-0-0-0
Hudson, Khaleke	PL	XXX	XXX	XXX	XXX													1-0-0-0
Jackson, D'Marco	IA	IA	IA	PL	PL													2-0-0-3
Jacobson, Michael	PS	PS	PS	PS	PS													0-0-0-0
Jean-Charles, Shemar	XXX	PS	PS	PS	PS													0-0-0-0
Johnson, Juwan	PL	PL	PL	PL	ST													5-1-0-0
Jordan, Cameron	ST	ST	ST	ST	ST													5-5-0-0
Kamara, Alvin	ST	ST	ST	ST	ST													5-5-0-0
Kibodi, Jacob	PS	PS	PS	PS	PS													0-0-0-0
Lalos, Niko	PS	PS	PS	PS	PS													0-0-0-0
Lattimore, Marshon	ST	IA	ST	ST	ST													4-4-0-1
Lemieux, Shane	PS	PS	PS	ST	IR													1-1-0-0
Mathieu, Tyrann	ST	ST	ST	ST	ST													5-5-0-0
McCoy, Erik	ST	ST	ST	IR	IR													3-3-0-0
McGovern, Connor	XXX	XXX	XXX	XXX	PL													1-0-0-0
McKinstry, Kool-Aid	PL	ST	PL	PL	PL													5-1-0-0
Means, Bub	PL	PL	IA	PL	PL													3-0-0-1
Miller, Kendre	IR	IR	IR	IR	IR													0-0-0-0
Mims, Jordan	PL	PL	PL	PL	IA													4-0-0-0
Moreau, Foster	ST	ST	ST	ST	ST													5-5-0-0
Olave, Chris	ST	ST	ST	ST	ST													5-5-0-0
Orji, Anfernee	PL	PL	PL	PL	ST													5-1-0-0
Patrick, Lucas	ST	ST	ST	ST	ST													5-5-0-0
Payton, Rico	PL	PL	PL	PL	PL													5-0-0-0
Penning, Trevor	ST	ST	ST	ST	ST													5-5-0-0
Perry, A.T.	IA	IA	IA	IA	XXX													0-0-0-4
Prentice, Adam	PL	PL	PL	PL	PL													5-0-0-0
Rattler, Spencer	IA	IA	IA	IA	IA													0-0-0-5
Reed, Chris	XXX	XXX	XXX	PS	PS													0-0-0-0
Ridgeway III, John	IA	PL	PL	IA	PL													3-0-0-2
Ruiz, Cesar	ST	ST	ST	IA	IA													3-3-0-2
Saldiveri, Nick	PL	PL	PL	PL	ST													5-1-0-0
Saunders, Khalel	IA	IA	IA	PL	ST													2-1-0-3
Shaheed, Rashid	ST	ST	ST	ST	PL													5-4-0-0
Shepherd, Nathan	ST	ST	ST	ST	ST													5-5-0-0
Smyth, Charlie	PS	PS	PS	PS	PS													0-0-0-0
Stalbird, Isaiah	PS	PL	PL	PS	PL													3-0-0-0
St. Brown, Equanimeous	PS	PS	PS	PS	PS													0-0-0-0
Taylor, Alontae	PL	ST	PL	ST	ST													5-3-0-0
Tipton, Mason	PL	PL	PL	PL	PL													5-0-0-0
Turner, Payton	PL	PL	PL	PL	IA													4-0-0-1
Udoh, Olisaemeka	PL	PL	PL	PL	DNP													4-0-1-0
Vickers, Kendal	PL	PS	PS	PS	PS													1-0-0-0
Welch, Treyton	PS	PS	PS	PS	PS													0-0-0-0
Werner, Pete	ST	ST	ST	ST	IA													4-4-0-1
Williams, Jamaal	PL	PL	PL	PL	PL													5-0-0-0
Wilson Jr., Cedrick	PL	PL	PL	PL	PL													5-0-0-0
Wood, Zach	PL	PL	PL	PL	PL													5-0-0-0
Young, Chase	PL	PL	PL	PL	PL													5-0-0-0
Young, Landon	PL	PL	PL	ST	ST													5-2-0-0

### LEGEND

DNP=Did Not Play	RC=Reserve/COVID
IA=Inactive	OP=Opt Out
IR=Injured Reserve	RS=Reserve/Suspended
PL=Played	SUSP=Suspension
PS=Practice Squad	XXX=Not With Team
ST=Started	RE=Roster Exemption



## 2024 New Orleans Saints Game-By-Game Starters

### OFFENSE

Date	Opp.	WR	LT	LG	C	RG	RT	TE	WR	QB	RB	FB
9/8	CAR	Olave	Fuaga	Patrick	McCoy	Ruiz	Penning	Moreau	Shaheed	Carr	Kamara	Hill (TE)
9/15	@DAL	Olave	Fuaga	Patrick	McCoy	Ruiz	Penning	Moreau	Shaheed	Carr	Kamara	Hill
9/22	PHI	Olave	Fuaga	Patrick	McCoy	Ruiz	Penning	Moreau	Shaheed	Carr	Kamara	Prentice
9/29	@ATL	Olave	Fuaga	Patrick	Lemieux	Young	Penning	Moreau	Shaheed	Carr	Kamara	Hill (TE)
10/7	@KC	Olave	Fuaga	Saldiveri	Patrick	Young	Penning	Moreau	Johnson (TE)	Carr	Kamara	Holker (TE)

### DEFENSE

Date	Opp.	LDE	LDT	RDT	RDE	WLB	MLB	SAM	LCB	RCB	SS	FS
9/8	CAR	Jordan	Bresee	Shepherd	Granderson	Werner	Davis	Gay Jr.	Adebo	Lattimore	Harris	Mathieu
9/15	@DAL	Jordan	Bresee	Shepherd	Granderson	Werner	Davis	Taylor (NICKEL)	Adebo	McKinstry	Harris	Mathieu
9/22	PHI	Jordan	Bresee	Shepherd	Granderson	Werner	Davis	Gay Jr.	Adebo	Lattimore	Harris	Mathieu
9/29	@ATL	Jordan	Bresee	Shepherd	Granderson	Gay Jr.	Werner	Taylor (NICKEL)	Adebo	Lattimore	Harris	Mathieu
10/7	@KC	Jordan	Saunders	Shepherd	Granderson	Orji	Davis	Taylor (NICKEL)	Adebo	Lattimore	Harris	Mathieu

### INACTIVES

Date	Opp.	Inactive	Inactive	Inactive	Inactive	Inactive	Inactive	Inactive
9/8	CAR	Perry	Rattler	Saunders	Jackson	Ford	Holker	Ridgeway III
9/15	@DAL	Perry	Rattler	Lattimore	Saunders	Jackson	Ford	Holker
9/22	PHI	Hill	Means	Perry	Rattler	Saunders	Jackson	--
9/29	@ATL	Perry	Rattler	Ruiz	Davis	Holker	Ridgeway III	--
10/7	@KC	Gay Jr.	Hill	Rattler	Werner	Ruiz	Boyd	Turner

2024 New Orleans Saints Game-By-Game

**SAINTS**

Date	Opp.	Pts	First Downs				Offense			Net Rushing			Net Passing					Fumbles		Penalties		Punts			Returns				TD's			PAT	FG	2P	TOT				
			T	R	Pa	Pe	Att	Yards	Avg.	Att	Yards	Avg.	C	A	Yds	TD	Int	Sk	Yds	#	Lst	#	Yds	#	Yds	Avg.	P	Yds	KO	Yds	Int	Yds	Ru	Pa	Ret	M/A	M/A	M/A	
9/8	CAR	47	22	13	7	2	62	379	6.1	37	180	4.9	19	24	199	3	0	1	1	0	0	10	95	2	73	36.5	3	60	2	65	2	2	2	3	0	5/5	4/4	0/0	36:39
9/15	@DAL	44	24	15	8	1	56	432	7.7	39	190	4.9	11	16	242	2	1	1	0	0	5	40	1	49	49.0	0	5	0	2	47	4	2	0	5/6	1/1	0/0	30:31		
9/22	PHI	12	12	5	7	0	55	219	4.0	29	89	3.1	14	25	130	1	1	1	12	0	0	3	25	4	162	40.5	1	0	0	1	23	0	1	0	1/1	2/2	0/1	27:45	
9/29	@ATL	24	25	12	11	2	70	366	5.2	33	131	4.0	28	36	235	0	1	1	4	1	1	6	60	3	120	40.0	2	17	5	133	1	1	3	0	0	3/3	1/1	0/0	35:42
10/7	@KC	13	14	1	11	2	51	220	4.3	15	46	3.1	18	28	174	2	1	1	8	0	0	5	70	4	199	49.8	1	10	3	85	1	37	0	2	0	1/2	0/0	0/0	20:04
	Totals	140	97	46	44	7	294	1616	5.5	153	636	4.2	90	129	980	8	4	5	26	1	1	29	290	14	603	43.1	7	87	15	283	7	110	9	8	0	15/17	8/8	0/1	150:41

**OPPONENTS**

Date	Opp.	Pts	First Downs				Offense			Net Rushing			Net Passing					Fumbles		Penalties		Punts			Returns				TD's			PAT	FG	2P	TOT				
			T	R	Pa	Pe	Att	Yards	Avg.	Att	Yards	Avg.	C	A	Yds	TD	Int	Sk	Yds	#	Lst	#	Yds	#	Yds	Avg.	P	Yds	KO	Yds	Int	Yds	Ru	Pa	Ret	M/A	M/A	M/A	
9/8	CAR	10	11	2	7	2	55	193	3.5	20	58	2.9	13	31	135	0	2	4	26	1	1	6	80	5	191	38.2	1	0	9	232	0	0	1	0	0	1/1	1/1	0/0	23:21
9/15	@DAL	19	20	5	13	2	66	353	5.3	21	68	3.2	28	42	285	1	2	3	14	1	0	4	26	1	53	53.0	1	0	5	121	1	0	0	1	0	1/1	4/4	0/0	29:29
9/22	PHI	15	20	8	11	1	67	460	6.9	25	172	6.9	29	38	288	0	1	4	23	1	1	7	45	2	43	21.5	1	6	3	77	1	0	2	0	0	2/2	0/1	1/1	32:15
9/29	@ATL	26	14	4	9	1	51	315	6.2	15	88	5.9	21	35	227	0	1	1	11	1	0	9	76	3	132	44.0	0	2	39	1	47	0	0	1	2/2	4/4	0/0	24:18	
10/7	@KC	26	28	11	15	2	80	460	5.8	39	139	3.6	28	39	321	0	1	2	10	1	0	8	55	1	56	56.0	4	32	3	69	1	0	2	0	0	2/2	4/5	0/0	39:56
	Totals	96	93	30	55	8	319	1781	5.6	120	523	4.4	119	185	1256	1	7	14	84	5	2	32	282	12	475	39.6	7	38	22	538	4	47	5	1	1	8/8	13/15	1/1	149:19

## 2024 SUPERLATIVES

### NEW ORLEANS SAINTS

Category	High		Low	
POINTS	47	vs. CAR, 9/8/24	12	vs. PHI, 9/22/24
TOTAL FIRST DOWNS	25	at ATL, 9/29/24	12	vs. PHI, 9/22/24
RUSHING FIRST DOWNS	15	at DAL, 9/15/24	1	at KC, 10/7/24
PASSING FIRST DOWNS	11	2x, last at KC, 10/7/24	7	2x, last vs. PHI, 9/22/24
PENALTY FIRST DOWNS	2	3x, last at KC, 10/7/24	0	vs. PHI, 9/22/24
3RD DOWN CONVERSIONS	7	2x, last at ATL, 9/29/24	4	at KC, 10/7/24
4TH DOWN CONVERSIONS	1	at ATL, 9/29/24	0	4x, last at KC, 10/7/24
TOTAL NET YARDS	432	at DAL, 9/15/24	219	vs. PHI, 9/22/24
TOTAL PLAYS	70	at ATL, 9/29/24	51	at KC, 10/7/24
NET RUSHING YARDS	190	at DAL, 9/15/24	46	at KC, 10/7/24
RUSHING ATTEMPTS	39	at DAL, 9/15/24	15	at KC, 10/7/24
NET PASSING YARDS	243	at DAL, 9/15/24	130	vs. PHI, 9/22/24
PASS ATTEMPTS	36	at ATL, 9/29/24	16	at DAL, 9/15/24
PASS COMPLETIONS	28	at ATL, 9/29/24	11	at DAL, 9/15/24
INTERCEPTIONS	1	4x, last at KC, 10/7/24	0	vs. CAR, 9/8/24
TIMES SACKED	1	5x, last at KC, 10/7/24		
PUNTS	4	2x, last at KC, 10/7/24	1	at DAL, 9/15/24
PENALTIES	10	vs. CAR, 9/8/24	3	vs. PHI, 9/22/24
PENALTY YARDS	95	vs. CAR, 9/8/24	25	vs. PHI, 9/22/24
FUMBLES	1	at ATL, 9/29/24	0	4x, last at KC, 10/7/24
FUMBLES LOST	1	at ATL, 9/29/24	0	4x, last at KC, 10/7/24
TOUCHDOWNS	6	at DAL, 9/15/24	1	vs. PHI, 9/22/24
RUSHING TDs	4	at DAL, 9/15/24	0	2x, last at KC, 10/7/24
PASSING TDs	3	vs. CAR, 9/8/24	0	at ATL, 9/29/24
RETURN TDs	0	5x, last at KC, 10/7/24		
TIME OF POSSESSION	36:39	vs. CAR, 9/8/24	20:04	at KC, 10/7/24

### OPPONENTS

Category	High		Low	
POINTS	26	2x, last at KC, 10/7/24	10	vs. CAR, 9/8/24
TOTAL FIRST DOWNS	28	at KC, 10/7/24	11	vs. CAR, 9/8/24
RUSHING FIRST DOWNS	11	at KC, 10/7/24	2	vs. CAR, 9/8/24
PASSING FIRST DOWNS	15	at KC, 10/7/24	7	vs. CAR, 9/8/24
PENALTY FIRST DOWNS	2	3x, last at KC, 10/7/24	1	2x, last at ATL, 9/29/24
3RD DOWN CONVERSIONS	6	3x, last at KC, 10/7/24	1	vs. CAR, 9/8/24
4TH DOWN CONVERSIONS	1	4x, last at KC, 10/7/24	0	at ATL, 9/29/24
TOTAL NET YARDS	460	2x, last at KC, 10/7/24	193	vs. CAR, 9/8/24
TOTAL PLAYS	80	at KC, 10/7/24	51	at ATL, 9/29/24
NET RUSHING YARDS	172	vs. PHI, 9/22/24	58	vs. CAR, 9/8/24
RUSHING ATTEMPTS	39	at KC, 10/7/24	15	at ATL, 9/29/24
NET PASSING YARDS	321	at KC, 10/7/24	135	vs. CAR, 9/8/24
PASS ATTEMPTS	42	at DAL, 9/15/24	31	vs. CAR, 9/8/24
PASS COMPLETIONS	29	vs. PHI, 9/22/24	13	vs. CAR, 9/8/24
INTERCEPTIONS	2	2x, last at DAL, 9/15/24	1	3x, last at KC, 10/7/24
TIMES SACKED	4	2x, last vs. PHI, 9/22/24	1	at ATL, 9/29/24
PUNTS	5	vs. CAR, 9/8/24	1	2x, last at KC, 10/7/24
PENALTIES	9	at ATL, 9/29/24	4	at DAL, 9/15/24
PENALTY YARDS	80	vs. CAR, 9/8/24	26	at DAL, 9/15/24
FUMBLES	1	5x, last at KC, 10/7/24		
FUMBLES LOST	1	2x, last vs. PHI, 9/22/24	0	3x, last at KC, 10/7/24
TOUCHDOWNS	2	3x, last at KC, 10/7/24	1	2x, last at DAL, 9/15/24
RUSHING TDs	2	2x, last at KC, 10/7/24	0	2x, last at ATL, 9/29/24
PASSING TDs	1	at DAL, 9/15/24	0	4x, last at KC, 10/7/24
RETURN TDs	1	at ATL, 9/29/24	0	4x, last at KC, 10/7/24
TIME OF POSSESSION	39:56	at KC, 10/7/24	23:21	vs. CAR, 9/8/24

**2024 NEW ORLEANS SAINTS & OPPONENT INDIVIDUAL GAME SUPERLATIVES**

CATEGORY	SAINTS			OPPONENTS		
	Value	Player	Game	Value	Player	Game
PASS ATTEMPTS	36	Derek Carr	at ATL, 9/29/24	39	D. Prescott/ P. Mahomes	2x, Last at KC, 10/7/24
PASS COMPLETIONS	28	Derek Carr	at ATL, 9/29/24	29	Jalen Hurts	vs PHI, 9/22/24
GROSS PASSING YARDS	243	Derek Carr	at DAL, 9/15/24	331	Patrick Mahomes	at KC, 10/7/24
COMPLETION PERCENTAGE	82.6%	Derek Carr	vs CAR, 9/8/24	76.3%	Jalen Hurts	vs PHI, 9/22/24
TOUCHDOWN PASSES	3	Derek Carr	vs CAR, 9/8/24	1	Dak Prescott	at DAL, 9/15/24
PASSES HAD INTERCEPTED	1	Derek Carr 3x	3x Last at ATL, 9/29/24	2	B. Young/ D. Prescott	2x, Last at DAL, 9/15/24
RUSHING ATTEMPTS	28	Alvin Kamara	vs PHI, 9/22/24	27	Kareem Hunt	at KC, 10/7/24
YARDS RUSHING	115	Alvin Kamara	at DAL, 9/15/24	147	Saquon Barkley	vs PHI, 9/22/24
RUSHING TOUCHDOWNS	3	Alvin Kamara	at DAL, 9/15/24	2	Saquon Barkley	vs PHI, 9/22/24
LONGEST RUN FROM SCRIMMAGE	17	Alvin Kamara	vs CAR, 9/8/24	65	Saquon Barkley	vs PHI, 9/22/24
RECEPTIONS	8	C. Olave/ R. Shaheed	at ATL, 9/29/24	10	Dallas Goedert	vs PHI, 9/22/24
RECEIVING YARDS	96	Rashid Shaheed	at DAL, 9/15/24	170	Dallas Goedert	vs PHI, 9/22/24
RECEIVING TOUCHDOWNS	1	R. Shaheed (3x)/F. Moreau (2x)/J. Johnson/A. Kamara/C. Olave	4x, Last at KC, 10/7/24	1	Ceedee Lamb	at DAL, 9/15/24
LONGEST PASS RECEPTION	70	Rashid Shaheed	at DAL, 9/15/24	65	Ceedee Lamb	at DAL, 9/15/24
TOTAL YARDS FROM SCRIMMAGE	190	Alvin Kamara	at DAL, 9/15/24	170	Dallas Goedert	vs PHI, 9/22/24
FIELD GOALS	4	Blake Grupe	vs CAR, 9/8/24	4	B. Aubrey/ Y. Koo/ H. Butker	2x, Last at ATL, 9/29/24
LONGEST FIELD GOAL ATTEMPT	57	Blake Grupe	vs CAR, 9/8/24	60	Jake Elliot	vs PHI, 9/22/24
LONGEST FIELD GOAL MADE	57	Blake Grupe	vs CAR, 9/8/24	58	Youngbue Koo	at ATL, 9/29/24
PUNTS	4	Matthew Hayball (2x)	2x, Last at KC, 10/7/24	5	Johnny Hekker	vs CAR, 9/8/24
LONGEST PUNT	53	Matthew Hayball	at KC, 10/7/24	56	Matt Araiza	at KC, 10/7/24
LONGEST PUNT RETURN	47	Rashid Shaheed	vs CAR, 9/8/24	6	Cooper DeJean	vs PHI, 9/22/24
LONGEST KICKOFF RETURN	38	Rashid Shaheed	at KC, 10/7/24	35	KaVontae Turpin	at DAL, 9/15/24
TACKLES	12	Paulson Adebo	at ATL, 9/29/24	16	Troy Andersen	at ATL, 9/29/24
INTERCEPTIONS	1	W. Harris/J. Howden/T. Mathieu (2x)/P. Adebo (2x)/ K. Saunders	5x, Last at KC, 10/7/24	1	D. Wilson/ R. Blankenship/ T. Andersen/ B. Cook	4x, Last at KC, 10/7/24
LONGEST INTERCEPTION RETURN	47	Paulson Adebo	vs PHI, 9/22/24	47	Troy Andersen	at ATL, 9/29/24
LONGEST FUMBLE RETURN	4	Willie Gay Jr.		0t	KhaDarel Hodge	at ATL, 9/29/24

**2024 BIG GAMES**

SAINTS					
300-Yard Passers		100-Yard Rushers		100-Yard Receivers	
		Alvin Kamara (115)	at DAL, 9/15/24		

**OPPONENTS**

300-Yard Passers		100-Yard Rushers		100-Yard Receivers	
Jalen Hurts (311)	vs PHI	Saquon Barkley (147)	vs PHI, 9/22/24	Dallas Goedert (170)	vs PHI, 9/22/24
Patrick Mahomes (331)	at KC	Kareem Hunt (102)	at KC, 10/7/24	Juju Smith-Schuster (130)	at KC, 10/7/24

## 2024 NEW ORLEANS SAINTS SUPPLEMENTAL STATISTICS

### DRIVE ENGINEERING

#### SAINTS

Date	Opp.	Drives	TD	FG	Miss FG	Punt	Bk Punt	Fumble	INT	Downs	Safety	Half	Game	Off.Pts.	Score Pct.
9/8	CAR	11	5	4	0	2	0	0	0	0	0	0	0	47	81.8%
9/15	@DAL	10	6	1	0	1	0	0	1	0	0	0	1	44	70.0%
9/22	PHI	10	1	2	0	4	0	0	1	1	0	1	0	12	30.0%
9/29	@ATL	10	3	1	0	3	0	0	1	1	0	0	1	24	40.0%
10/7	@KC	10	2	0	0	4	0	0	1	2	0	1	0	13	20.0%
<b>Totals</b>		<b>51</b>	<b>17</b>	<b>8</b>	<b>0</b>	<b>14</b>	<b>0</b>	<b>0</b>	<b>4</b>	<b>4</b>	<b>0</b>	<b>2</b>	<b>2</b>	<b>140</b>	<b>49.0%</b>

#### OPPONENTS

Date	Opp.	Drives	TD	FG	Miss FG	Punt	Bk Punt	Fumble	INT	Downs	Safety	Half	Game	Off.Pts.	Score Pct.
9/8	CAR	13	1	1	0	5	0	1	2	2	0	0	1	10	15.4%
9/15	@DAL	10	1	4	0	1	0	0	2	2	0	0	0	19	50.0%
9/22	PHI	10	2	0	1	1	1	1	1	2	0	0	1	15	20.0%
9/29	@ATL	9	0	4	0	3	0	0	1	0	0	1	0	12	44.4%
10/7	@KC	10	2	4	1	1	0	0	1	0	0	0	1	26	60.0%
<b>Totals</b>		<b>52</b>	<b>6</b>	<b>13</b>	<b>2</b>	<b>11</b>	<b>1</b>	<b>2</b>	<b>7</b>	<b>6</b>	<b>0</b>	<b>1</b>	<b>3</b>	<b>82</b>	<b>36.5%</b>

### INSIDE THE RED ZONE

#### SAINTS

Date	Opp.	No.	TD	FG	MFG	INT	Fumble	Downs	Punt	Half	End Reg	Game	TD%	Score Pct.	Points
9/8	CAR	4	4	0	0	0	0	0	0	0	0	0	100%	100%	28
9/15	@DAL	5	4	1	0	0	0	0	0	0	0	0	80.0%	100%	31
9/22	PHI	3	1	1	0	0	0	1	0	0	0	0	33.3%	66.7%	9
9/29	@ATL	4	3	0	0	0	0	1	0	0	0	0	75.0%	75.0%	21
10/7	@KC	1	1	0	0	0	0	0	0	0	0	0	100%	100%	7
<b>Totals</b>		<b>17</b>	<b>13</b>	<b>2</b>	<b>0</b>	<b>0</b>	<b>0</b>	<b>2</b>	<b>0</b>	<b>0</b>	<b>0</b>	<b>0</b>	<b>76.5%</b>	<b>88.2%</b>	<b>96</b>

#### OPPONENTS

Date	Opp.	No.	TD	FG	MFG	INT	Fumble	Downs	Punt	Half	End Reg	Game	TD%	Score Pct.	Points
9/8	CAR	2	1	0	0	0	0	1	0	0	0	0	50.0%	50.0%	7
9/15	@DAL	3	0	2	0	0	0	1	0	0	0	0	0.0%	66.7%	6
9/22	PHI	3	1	0	0	1	0	1	0	0	0	0	33.3%	33.3%	8
9/29	@ATL	1	0	1	0	0	0	0	0	0	0	0	0.0%	100%	3
10/7	@KC	7	2	4	0	1	0	0	0	0	0	0	29%	86%	26
<b>Totals</b>		<b>16</b>	<b>4</b>	<b>7</b>	<b>0</b>	<b>2</b>	<b>0</b>	<b>3</b>	<b>0</b>	<b>0</b>	<b>0</b>	<b>0</b>	<b>25.0%</b>	<b>68.8%</b>	<b>50</b>

**2024 NEW ORLEANS SAINTS SCORING PLAYS**

**SAINTS SCORING PLAYS**

Opp	Qtr	Time	Play	Plays	Yards	Time	Saints	Opp.
vs CAR	1	12:08	R. Shaheed 59 yd. pass from D. Carr	5	76	2:52	7	0
vs CAR	1	10:04	B. Grupe 57 yd. Field Goal	4	1	1:50	10	0
vs CAR	1	1:23	F. Moreau 3 yd. pass from D. Carr	11	79	5:38	17	0
vs CAR	2	7:03	B. Grupe 44 yd. Field Goal	9	48	5:07	20	0
vs CAR	2	2:08	B. Grupe 52 yd. Field Goal	7	9	3:57	23	0
vs CAR	2	1:18	J. Johnson 16 yd. pass from D. Carr	1	16	0:06	30	0
vs CAR	3	8:27	A. Kamara 1 yd. run	9	57	5:26	37	3
vs CAR	4	13:08	B. Grupe 39 yd. Field Goal	12	43	6:47	40	10
vs CAR	4	10:38	J. Williams 14 yd. run	2	37	0:43	47	10
at DAL	1	10:50	A. Kamara 5 yd. run	7	80	4:10	7	0
at DAL	1	4:05	R. Shaheed 70 yd. pass from D. Carr	1	70	0:09	14	3
at DAL	2	9:30	A. Kamara 57 yd. pass from D. Carr	4	70	2:09	21	6
at DAL	2	2:48	A. Kamara 12 yd. run	11	70	4:55	28	13
at DAL	2	0:39	D. Carr 1 yd. run	3	20	0:23	35	13
at DAL	3	1:09	A. Kamara 7 yd. run (PAT blocked)	13	70	7:56	41	19
at DAL	4	5:11	B. Grupe 26 yd. Field Goal	4	5	2:38	44	19
vs PHI	1	6:51	B. Grupe 34 yd. Field Goal	15	54	8:09	3	0
vs PHI	4	9:49	B. Grupe 38 yd. Field Goal	8	50	3:28	6	7
vs PHI	4	2:03	C. Olave 13 yd. pass from D. Carr (pass failed)	9	50	4:38	12	7
at ATL	1	6:39	T. Hill 2 yd. run	9	70	4:34	7	7
at ATL	2	13:42	T. Hill 5 yd. run	11	53	6:01	14	7
at ATL	3	1:03	B. Grupe 43 yd. Field Goal	10	50	5:43	17	20
at ATL	4	1:00	A. Kamara 1 yd. run	9	42	2:28	24	23
at KC	2	8:36	R. Shaheed 43 yd. pass from D. Carr	7	74	4:03	7	10
at KC	4	14:16	F. Moreau 6 yd. pass from D. Carr (kick failed)	8	65	2:27	13	16
<b>Scoring Totals: 17 TDs (8 pass, 9 rush, 0 return, 0 safeties), 8 FGs - 160 pts</b>								

**OPPONENT SCORING PLAYS**

Opp	Qtr	Time	Play	Plays	Yards	Time	Saints	Opp.
vs CAR	2	0:00	E. Pineiro 43 yd. Field Goal	8	45	1:18	30	3
vs CAR	3	4:55	B. Young 3 yd. run	8	75	3:32	37	10
at DAL	1	4:14	B. Aubrey 52 yd. Field Goal	13	45	6:36	7	3
at DAL	2	11:39	B. Aubrey 38 yd. Field Goal	14	41	7:26	14	6
at DAL	2	7:43	C. Lamb 65 yd. Pass from D. Prescott	4	78	1:47	21	13
at DAL	2	0:00	B. Aubrey 48 yd. Field Goal	7	40	0:39	35	16
at DAL	3	9:05	B. Aubrey 40 yd. Field Goal	10	51	5:55	35	19
vs PHI	4	13:17	S. Barkley 65 yd. run	4	82	1:41	3	7
vs PHI	4	1:01	S. Barkley 4 yd. run (S. Barkley run)	5	69	1:02	12	15
at ATL	1	11:13	K. Hodge fumble recovery in the end zone				0	7
at ATL	2	9:57	Y. Koo 53 yd. Field Goal	7	42	3:45	14	10
at ATL	2	7:54	T. Anderson 47 yd. interception return				14	17
at ATL	3	6:46	Y. Koo 44 yd. Field Goal	10	64	3:59	14	20
at ATL	4	10:09	Y. Koo 42 yd. Field Goal	10	57	5:54	23	17
at ATL	4	0:02	Y. Koo 58 yd. Field Goal	5	30	0:58	24	26
at KC	1	6:34	K. Hunt 5 yd. run	10	78	5:25	0	7
at KC	2	12:39	H. Butker 26 yd. Field Goal	10	52	4:47	0	10
at KC	2	1:32	H. Butker 34 yd. Field Goal	15	64	7:04	7	13
at KC	2	0:06	H. Butker 28 yd. Field Goal	9	55	0:52	7	16
at KC	4	11:56	X. Worthy 3 yd. run	5	68	2:20	13	23
at KC	4	3:03	H. Butker 38 yd. Field Goal	11	38	6:29	13	26
<b>Scoring Totals: 8 TDs (1 pass, 5 rush, 2 returns, 0 safeties), 13 FGs - 96 pts</b>								

GOAL-TO-GO SITUATIONS															
SAINTS															
Date	Opp.	No.	TD	FG	MFG	INT	Fumble	Downs	Punt	Half	End Reg	Game	TD%	Score Pct.	Points
9/8	CAR	2	2	0	0	0	0	0	0	0	0	0	100.0%	100.0%	14
9/15	@DAL	3	3	0	0	0	0	0	0	0	0	0	100.0%	100.0%	20
9/22	PHI	0	0	0	0	0	0	0	0	0	0	0	0.0%	0.0%	0
9/29	@ATL	4	3	0	0	0	0	1	0	0	0	0	75.0%	75.0%	21
10/7	@KC	1	1	0	0	0	0	0	0	0	0	0	100.0%	100.0%	7
<b>Totals</b>		<b>10</b>	<b>9</b>	<b>0</b>	<b>0</b>	<b>0</b>	<b>0</b>	<b>1</b>	<b>0</b>	<b>0</b>	<b>0</b>	<b>0</b>	<b>90.0%</b>	<b>90.0%</b>	<b>62</b>

OPPONENTS															
Date	Opp.	No.	TD	FG	MFG	INT	Fumble	Downs	Punt	Half	End Reg	Game	TD%	Score Pct.	Points
9/8	CAR	1	1	0	0	0	0	0	0	0	0	0	100.0%	100.0%	7
9/15	@DAL	0	0	0	0	0	0	0	0	0	0	0	0.0%	0.0%	0
9/22	PHI	1	1	0	0	0	0	0	0	0	0	0	100.0%	100.0%	8
9/29	@ATL	0	0	0	0	0	0	0	0	0	0	0	0.0%	0.0%	0
10/7	@KC	3	2	0	0	1	0	0	0	0	0	0	66.7%	66.7%	14
<b>Totals</b>		<b>5</b>	<b>4</b>	<b>0</b>	<b>0</b>	<b>1</b>	<b>0</b>	<b>0</b>	<b>0</b>	<b>0</b>	<b>0</b>	<b>0</b>	<b>80.0%</b>	<b>80.0%</b>	<b>29</b>

TAKEAWAYS					GIVEAWAYS				
Date	Opp.	INT	Fum	Total	INT	Fum	Total	+/-	Rec
9/8	CAR	2	1	3	0	0	0	3	(1-0)
9/15	@DAL	2	0	2	1	0	0	1	(2-0)
9/22	PHI	1	1	2	1	0	1	1	(2-1)
9/29	@ATL	1	0	1	1	1	2	-1	(2-2)
10/7	@KC	1	0	1	1	0	1	0	(2-3)
10/13	TB								
10/17	DEN								
10/27	@LAC								
11/3	@CAR								
11/10	ATL								
11/17	CLE								
12/1	LAR								
12/8	@NYG								
12/15	WAS								
12/23	@GB								
12/29	LV								
1/5	@TB								
<b>Totals</b>		<b>7</b>	<b>2</b>	<b>9</b>	<b>4</b>	<b>1</b>	<b>5</b>	<b>4</b>	<b>(2-3)</b>

3rd DOWN CONVERSIONS			
SAINTS			
3rd &	Made	Att.	Percent
1	8	9	88.9%
2	5	8	62.5%
3	4	7	57.1%
4	2	3	66.7%
5	2	3	66.7%
6	5	5	100.0%
7	1	4	25.0%
8	1	5	20.0%
9	1	3	33.3%
10+	0	10	0.0%
<b>Totals</b>	<b>29</b>	<b>57</b>	<b>50.9%</b>

OPPONENTS			
3rd &	Made	Att.	Percent
1	2	2	100.0%
2	2	3	66.7%
3	2	4	50.0%
4	1	4	25.0%
5	2	5	40.0%
6	2	8	25.0%
7	3	5	60.0%
8	3	5	60.0%
9	2	3	66.7%
10+	4	22	18.2%
<b>Totals</b>	<b>23</b>	<b>61</b>	<b>37.7%</b>

BLOCKS				
	FGs	PATs	Punts	Total
SAINTS	0	0	1	1
OPP.	0	1	0	1

4th DOWN CONVERSIONS			
Made	Att.	Pct.	
SAINTS	1	5	20.0%
OPP.	4	10	40.0%

SCORING BY QUARTERS															
SAINTS							OPPONENTS								
Date	Opp.	1st	2nd	3rd	4th	OT	Total	Date	Opp.	1st	2nd	3rd	4th	OT	Total
9/8	CAR	17	13	7	10	--	47	9/8	CAR	0	3	7	0	--	10
9/15	@DAL	14	21	6	3	--	44	9/15	@DAL	3	13	3	0	--	19
9/22	PHI	3	0	0	9	--	12	9/22	PHI	0	0	0	15	--	15
9/29	@ATL	7	7	3	7	--	24	9/29	@ATL	7	10	3	6	--	26
10/7	@KC	0	7	0	6	--	13	10/7	@KC	7	9	0	10	--	26
<b>Totals</b>		<b>41</b>	<b>48</b>	<b>16</b>	<b>35</b>	<b>0</b>	<b>140</b>	<b>Totals</b>		<b>17</b>	<b>35</b>	<b>13</b>	<b>31</b>	<b>0</b>	<b>96</b>

## 2024 NEW ORLEANS SAINTS TURNOVER TABLE

### OPPONENT GIVEAWAYS

Opp	Qtr	Turnover	Spot*	Result
vs CAR	1	B. Young intercepted by W. Harris	CAR 47	Field Goal
vs CAR	2	J. Mingo fumble (T. Mathieu), recovered by T. Mathieu	CAR 43	Field Goal
vs CAR	3	B. Young intercepted by J. Howden	NO 48	Touchdown
at DAL	2	D. Prescott intercepted by P. Adebo	NO 33	Touchdown
at DAL	4	D. Prescott intercepted by T. Mathieu	NO 30	Punt
vs PHI	2	J. Hurts intercepted by T. Mathieu	NO -4	Punt
vs PHI	2	J. Hurts fumble (C. Granderson), recovered by W. Gay Jr.	NO 43	Punt
at ATL	1	K. Cousins intercepted by P. Adebo	NO 46	Touchdown
at KC	3	P. Mahomes intercepted by K. Saunders	NO -2	Touchdown
<b>Saints Takeaway Totals: 9 Takeaways (7 interceptions, 2 fumbles, 0 muffed kicks), 34 points (4 TDs, 2 FGs)</b>				

### SAINTS GIVEAWAYS

Opp	Qtr	Turnover	Spot*	Result
at DAL	4	D. Carr intercepted by Do. Wilson	NO 47	INT
vs PHI	4	D. Carr intercepted by R. Blankenship	PHI 41	End of Game
at ATL	1	K. Hodge fumble recovery in the end zone	NO 0	Touchdown
at ATL	2	T. Andersen 47 yd. interception return	NO 47	Touchdown
at KC	1	D. Carr intercepted by B. Cook	KC 22	Touchdown
<b>Opponent Takeaway Totals: 5 Takeaways (3 interceptions, 0 fumbles, 1 muffed kick), 21 points (3 TDs, 0 FGs)</b>				

\*Spot where the turnover was made





# 2024 MINI BIOS & STATS

## 24 Johnathan Abram

Pos.: S Ht.: 6-0 Wt.: 205 Exp.: 6 College: Mississippi State



Regular Season Career GP/GS: (53/39); 2024: (1/0)

**2024 REVIEW:** at **Kansas City (10/7):** Gameday elevation from the practice squad. Rotated in at SS and played on special teams in his season debut, finishing with seven tackles (six solo) and two coverage stops.

**ADDITIONAL STATS: Special Teams Tackles** — (2020, 7), (2021, 2), (2022, 2), (2023, 2), (2024, 2); **Total: 15.**

**CAREER HIGHS: Tackles** — 13, at Carolina (9/13/20); **Solo Tackles** — 9 (2x), last vs. LA Chargers (9/11/22); **Tackles for Loss** — 2, at Cleveland (12/20/21); **Forced Fumbles** — 1, at Tampa Bay (12/31/23); **Fumble Recoveries** — 1 (2x), last vs. Philadelphia (10/24/21); **Special Teams Tackles** — 3, at LA Chargers (11/8/20); **Passes Defensed** — 1 (15x), last at Tampa Bay (12/31/23); **Interceptions** — 1 (4x), last at Tampa Bay (12/31/23).

24 S Johnathan Abram												
Date	Opp.	GP	ST	Solo	Ast	Total	Sack/Yds	INT/Yds	PD	FF	FR	
10/7	@KC	X		6	1	7	0.0	0.0	0	0	0	
2024 Season		1	0	6	1	7	0.0	0.0	0	0	0	
Saints Career		10	3	20	11	31	0.0	0.0	1	0	0	
Career Totals		53	39	182	105	287	0.0	0.0	4	35	2	

## 29 Paulson Adebo

Pos.: CB Ht.: 6-1 Wt.: 192 Exp.: 4 College: Stanford



Regular Season Career GP/GS: (50/49); 2024: (5/5)

**2024 REVIEW:** vs. **Carolina (9/8):** Started at LCB, recording five tackles (four solo) with one pass breakup. at **Dallas (9/15):** Started at LCB, finished with five tackles (four solo), two pass breakups, and an interception returned for 47 yards, setting a new career-long. Adebo's first interception of the year set up a Derek Carr rushing touchdown in the second quarter to give the Saints momentum going into halftime. vs. **Philadelphia (9/22):** Started at LCB, recording a team-high ten solo tackles, including one stop for a loss, and a pass breakup. Adebo tied a career-high in total tackles and had the most solo stops of his career on Sunday. at **Atlanta (9/29):** Started at LCB and finished with a career-best and team-leading 12 tackles (ten solo) with three pass breakups and an interception, his second of the season. Adebo's three pass breakups on Sunday also tied a career-high. at **Kansas City (10/7):** Started at LCB and finished with four solo tackles, one QB hit and one pass breakup.

**ADDITIONAL STATS: Special Teams Tackles** — (2021, 3); **Total: 3.**

**CAREER HIGHS: Tackles** — 12, at Atlanta (9/29/24); **Solo Tackles** — 10 (2x), at Atlanta (9/29/24) and vs. Philadelphia (9/22/24); **Special Teams Tackles** — 1 (3x), last vs. Miami (12/27/21); **Passes Defensed** — 3 (3x), last at Atlanta (9/29/24); **Interceptions** — 2, vs. Chicago (11/5/23); **Forced Fumbles** — 1 (2x), vs. Chicago (11/5/23) and vs. Jacksonville (10/19/23); **Fumble Recoveries** — 1 (2x), vs. Chicago (11/5/23) and at Carolina (9/18/23).

29 CB Paulson Adebo												
Date	Opp.	GP	ST	Solo	Ast	Total	Sack/Yds	INT/Yds	PD	FF	FR	
9/8	CAR	X	X	4	1	5	0.0	0.0	0	0	0	
9/15	@DAL	X	X	4	1	5	0.0	0.0	1	47	2	
9/22	PHI	X	X	10	0	10	0.0	0.0	0	0	0	
9/29	@ATL	X	X	10	2	12	0.0	0.0	1	1	3	
10/7	@KC	X	X	4	0	4	0.0	0.0	0	0	1	
2024 Season		5	5	32	4	36	0.0	0.0	2	48	8	
Career Totals		50	49	197	38	235	0.0	0.0	9	130	41	



# 2024 MINI BIOS & STATS

## 0 Ugo Amadi

Pos.: S Ht.: 5-9 Wt.: 205 Exp.: 6 College: Oregon



Regular Season Career GP/GS: (68/12); 2024: (1/0)

**2024 REVIEW:** at Dallas (9/15): Gameday elevation from the practice squad. Finished with two solo tackles, one pass breakup, and one coverage tackle in his season debut.

**ADDITIONAL STATS: Special Teams Tackles** — (2019, 10), (2020, 5), (2021, 3), (2022, 1), (2023, 2), (2024, 1); **Total: 22; Special Teams Fumble Recoveries** — (2019, 1); **Total: 1.**

**CAREER HIGHS: Tackles** — 9, vs. Jacksonville (10/31/21); **Solo Tackles** — 8 (2x), last vs. Jacksonville (10/31/21); **Special Teams Tackles** — 2, vs. Arizona (12/22/19); **Passes Defensed** — 2 (4x), last at Houston (12/21/21); **Interceptions** — 1, vs. Detroit (1/2/22); **Forced Fumbles** — 1 (2x), last vs. New Orleans (10/25/21).

0 S Ugo Amadi													
Date	Opp.	GP	ST	Solo	Asst	Total	Sack/Yds	INT/Yds	PD	FF	FR		
9/15	@DAL	X		2	0	2	0.0	0.0	0	0	1	0	0
<b>2024 Season</b>		<b>1</b>	<b>0</b>	<b>2</b>	<b>0</b>	<b>2</b>	<b>0.0</b>	<b>0.0</b>	<b>0</b>	<b>0</b>	<b>1</b>	<b>0</b>	<b>0</b>
<b>Saints Career</b>		<b>18</b>	<b>0</b>	<b>7</b>	<b>6</b>	<b>13</b>	<b>0.0</b>	<b>0.0</b>	<b>0</b>	<b>0</b>	<b>3</b>	<b>0</b>	<b>0</b>
<b>Career Totals</b>		<b>68</b>	<b>12</b>	<b>99</b>	<b>26</b>	<b>125</b>	<b>0.0</b>	<b>0.0</b>	<b>1</b>	<b>12</b>	<b>16</b>	<b>2</b>	<b>0</b>

## 97 Khristian Boyd

Pos.: DT Ht.: 6-2 Wt.: 320 Exp.: R College: Northern Iowa



Regular Season Career GP/GS: (4/0); 2024: (4/0)

**2024 REVIEW:** vs. Carolina (9/8): Made his NFL debut, recording one assisted tackle. at Dallas (9/15): Rotated in on defense. vs. Philadelphia (9/22): Rotated in on defense. at Atlanta (9/29): Rotated in on defense. at Kansas City (10/7): Inactive.

97 DT Khristian Boyd													
Date	Opp.	GP	ST	Solo	Asst	Total	Sack/Yds	INT/Yds	PD	FF	FR		
9/8	CAR	X		0	1	1	0.0	0.0	0	0	0	0	0
9/15	@DAL	X		0	0	0	0.0	0.0	0	0	0	0	0
9/22	PHI	X		0	0	0	0.0	0.0	0	0	0	0	0
9/29	@ATL	X		0	0	0	0.0	0.0	0	0	0	0	0
10/7	@KC												
Inactive													
<b>2024 Season</b>		<b>4</b>	<b>0</b>	<b>0</b>	<b>1</b>	<b>1</b>	<b>0.0</b>	<b>0.0</b>	<b>0</b>	<b>0</b>	<b>0</b>	<b>0</b>	<b>0</b>
<b>Career Totals</b>		<b>4</b>	<b>0</b>	<b>0</b>	<b>1</b>	<b>1</b>	<b>0.0</b>	<b>0.0</b>	<b>0</b>	<b>0</b>	<b>0</b>	<b>0</b>	<b>0</b>

## 90 Bryan Bresee

Pos.: DT Ht.: 6-5 Wt.: 305 Exp.: 2 College: Clemson



Regular Season Career GP/GS: (22/4); 2024: (22/4)

**2024 REVIEW:** vs. Carolina (9/8): Made his first career NFL start in the season opener. at Dallas (9/15): Started and recorded two solo tackles, one stop for a loss, a forced fumble, and a sack. Bresee's forced fumble was the first of his career and stalled the Dallas offense in the red-zone. vs. Philadelphia (9/22): Started and finished with two solo tackles and two sacks, tying a career-best. at Atlanta (9/29): Started and played on special teams, recording one QB hit. at Kansas City (10/7): Rotated in on defense and played on special teams, finishing with four tackles (three solo), two QB hits and a sack. Bresee now has four sacks on the season, tied for second in the league among DTs and tied for 10<sup>th</sup> most among all defensive players after five weeks.



# 2024 MINI BIOS & STATS

**CAREER HIGHS: Tackles** — 4, vs. Tampa Bay (10/1/23); **Solo Tackles** — 3, vs. Tampa Bay (10/1/23); **Tackles For Loss** — 3, vs. Tampa Bay (10/1/23); **Sacks** — 2 (2x), vs. Philadelphia (9/22/24) and vs. N.Y. Giants (12/17/23); **Passes Defensed** — 2, at Indianapolis (10/29/23); **Forced Fumbles** — 1, at Dallas (9/15/24).

90 DT Bryan Bresee												
Date	Opp.	GP	ST	Solo	Ast	Total	Sack/Yds	INT/Yds	PD	FF	FR	
9/8	CAR	X	X	0	0	0	0.0	0.0	0	0	0	
9/15	@DAL	X	X	2	0	2	1.0	3.0	0	0	1	
9/22	PHI	X	X	2	0	2	2.0	12.0	0	0	0	
9/29	@ATL	X	X	0	0	0	0.0	0.0	0	0	0	
10/7	@KC	X		3	1	4	1.0	4.0	0	0	0	
<b>2024 Season</b>		<b>5</b>	<b>4</b>	<b>7</b>	<b>1</b>	<b>8</b>	<b>4.0</b>	<b>19.0</b>	<b>0</b>	<b>0</b>	<b>1</b>	
<b>Career Totals</b>		<b>22</b>	<b>4</b>	<b>19</b>	<b>13</b>	<b>32</b>	<b>8.5</b>	<b>61.0</b>	<b>0</b>	<b>0</b>	<b>6</b>	

## 4 Derek Carr

**Pos.:** QB **Ht.:** 6-3 **Wt.:** 215 **Exp.:** 11 **College:** Fresno State



**Regular Season Career GP/GS:** (164/164); **2024:** (5/5)

**2024 REVIEW: vs. Carolina (9/8):** Started, finishing 19-of-23 passing (82.6 pct.) with 200 yards, 3 TDs and a 142.5 QBR. Also added two carries for 13 yards on the ground in the season opener. Carr led the Black and Gold offense to scoring drives on their first nine possessions, marking the third time the Saints have done it in any game and the first by the club in a season opener. Carr improved his career record as a starter in season openers to 7-4 and is also now 2-0 in season openers with the Black and Gold. In addition, he improved his perfect record as a starter against Carolina to 5-0. With his three touchdown passes, Carr now has 245 career passing TDs, taking sole possession of 30<sup>th</sup> all-time in NFL history. **at Dallas (9/15):** Started, finishing 11-of-16 passing (68.8 pct.) with 243 yards, 2 TDs, an INT and a 125.0 QBR, including a 70-yard TD pass to Rashid Shaheed in the first quarter, his longest TD pass as a Saint, and had a one-yard TD rush, his first with the Black and Gold. Carr improved his career record as a starter against Dallas to 2-1 and has won four consecutive starts for the first time since the last four games of the 2021 season. Carr's two TD passes also moved him into a tie with Boomer Esiason for 26<sup>th</sup> all-time in league history. **vs. Philadelphia (9/22):** Started, finishing 14-of-25 passing (56.0 pct.) with 142 yards, one TD, one INT and a 69.1 QBR. With his one TD pass on Sunday, Carr moved into a tie with Tony Romo for 25<sup>th</sup> all-time in NFL history. **at Atlanta (9/29):** Started and finished 28-of-36 passing (77.8 pct.) with 236 yards, one INT, a 82.8 QBR, and rushed three times for five yards. **at Kansas City (10/7):** Started and finished 18-of-28 passing (64.3 pct.) with 165 yards, 2 TDs, one INT and a 89.1 QBR. Carr now has 40,089 career passing yards, good for 25<sup>th</sup> most in NFL history and became the 25th player to eclipse the 40,000 career yardage mark in NFL history. He also became the seventh player in league history to reach 40,000 career passing yards in his first 11 seasons, joining Drew Brees, Peyton Manning, Matt Ryan, Matthew Stafford, Russell Wilson, and Pro Football Hall of Famer Dan Marino. Carr's second TD pass of the night to TE Foster Moreau was also his 250<sup>th</sup> career TD pass, surpassing Tony Romo for 25<sup>th</sup> all-time in league history. Carr left the game in the fourth quarter with an oblique injury and did not return.

**CAREER HIGHS: Attempts** — 59, at Tampa Bay (10/30/16); **Completions** — 40, at Tampa Bay (10/30/16); **Completion Pct.** — 91.20 (31-for-34), vs. Philadelphia (10/24/21); **Passing Yards** — 513, at Tampa Bay (10/30/16); **Long Pass** — 87, at LA Chargers (12/31/17); **Interceptions** — 3 (4x), last at Pittsburgh (12/24/22); **Passing TDs** — 4 (7x), last vs. Atlanta (1/7/24); **Passer Rating** — 145.5, vs. Atlanta (1/7/24); **Rushes** — 7 (2x), last vs. Denver (10/2/22); **Rushing Yards** — 58, vs. Houston (9/14/14); **Long Rush** — 41, vs. Houston (9/14/14); **Rushing TDs** — 1 (7x), last at Dallas (9/15/24).



# 2024 MINI BIOS & STATS

4 QB Derek Carr				Passing								Rushing				
Date	Opp.	GP	ST	Comp	Att	Pct.	Yards	TD	INT	Lg	Rating	Att	Yds	Avg.	Lg	TD
9/8	CAR	X	X	19	23	82.6%	200	3	0	59t	142.5	2	13	6.5	8	0
9/15	@DAL	X	X	11	16	68.8%	243	2	1	70t	125.0	1	1	1.0	1t	1
9/22	PHI	X	X	14	25	56.0%	142	1	1	29	69.1	2	3	1.5	4	0
9/29	@ATL	X	X	28	36	77.8%	239	0	1	25	82.8	3	5	1.7	5	0
10/7	@KC	X	X	18	28	64.3%	165	2	1	43t	89.1	0	0	0.0	0	0
2024 Season		5	5	90	128	70.3%	989	8	4	70t	100.7	8	22	2.8	8	1
Saints Career		22	22	465	676	68.8%	3,867	33	12	70t	98.3	40	62	1.6	10	1
Career Totals		164	164	3,666	5,634	65.1%	40,089	250	111	87	92.5	318	907	2.9	41	7

## 56 Demario Davis

Pos.: LB Ht.: 6-2 Wt.: 248 Exp.: 13 College: Arkansas State



Regular Season Career GP/GS: (198/184); 2024: (4/4)

**2024 REVIEW: vs. Carolina (9/8):** Started at MLB, recording four tackles (two solo) and a sack in the season opener, his 30<sup>th</sup> career sack as a Saints. Davis led the defense to hold Carolina to 193 yards (135 passing and 58 rushing) and 3.5 yards per play. **at Dallas (9/15):** Started at MLB and finished with eight tackles (three solo) and one pass breakup. Davis made his 100<sup>th</sup> start as a Saint, moving into a tie with CB Johnnie Poe and C Jerry Fontenot for 62nd on the club's all-time games played list. **vs. Philadelphia (9/22):** Started at MLB and recorded six tackles (four solo). Davis played in and started his 101st career game as a Saint on Sunday, moving into a tie with TE Larry Hardy, WR Lance Moore and T Ryan Ramczyk for 58<sup>th</sup> on the club's all-time games played list. **at Atlanta (9/29):** Inactive (hamstring). **at Kansas City (10/7):** Started at MLB in his return from injury and led the team in tackles with 11 (five solo). Davis now has 704 tackles as a Saint.

**ADDITIONAL STATS: Special Teams Tackles** — (2012, 16); (2013, 6); (2014, 2); **Total: 24.**

**CAREER HIGHS: Tackles** — 15, vs. Kansas City (12/20/20); **Solo Tackles** — 11 (2x), vs. Pittsburgh (11/9/14) and vs. Miami (9/24/17); **Sacks** — 2 (4x), last vs. Cincinnati (10/16/22); **Tackles for Loss** — 4, at Seattle (10/25/21); **Quarterback Hits** — 4 (2x), last vs. Atlanta (11/22/18); **Interceptions** — 1 (3x), last at Tampa Bay (12/5/22); **Passes Defensed** — 4, at Tampa Bay (11/17/19); **Forced Fumbles** — 1 (3x), last vs. Atlanta (11/22/18); **Fumble Recoveries** — 1 (8x), last at Tampa Bay (12/31/23).

56 LB Demario Davis													
Date	Opp.	GP	ST	Solo	Ast	Total	Sack/Yds	INT/Yds	PD	FF	FR		
9/8	CAR	X	X	2	2	4	1.0	0.0	0	0	0	0	0
9/15	@DAL	X	X	3	5	8	0.0	0.0	0	0	1	0	0
9/22	PHI	X	X	4	2	6	0.0	0.0	0	0	0	0	0
9/29	@ATL	Inactive											
10/7	@KC	X	X	5	6	11	0.0	0.0	0	0	0	0	0
2024 Season		4	4	14	15	29	1.0	0.0	0	0	1	0	0
Saints Career		102	102	445	259	704	30.0	222.0	2	5	39	3	3
Career Totals		198	184	874	490	1364	43.5	313.5	3	5	56	4	8

## 53 Jaylan Ford

Pos.: LB Ht.: 6-2 Wt.: 240 Exp.: R College: Texas



Regular Season Career GP/GS: (3/0); 2024: (3/0)



# 2024 MINI BIOS & STATS

**2024 REVIEW:** vs. **Carolina (9/8):** Inactive (hamstring). **at Dallas (9/15):** Inactive. **vs. Philadelphia (9/22):** Made his NFL debut on special teams and recorded his first career coverage stop. **at Atlanta (9/29):** Played on special teams. **at Kansas City (10/7):** Played on special teams.

**ADDITIONAL STATS: Special Teams Tackles** — (2024, 1); **Total: 1.**

53 LB Jaylan Ford												
Date	Opp.	GP	ST	Solo	Ast	Total	Sack/Yds	INT/Yds	PD	FF	FR	
9/8	CAR											Inactive
9/15	@DAL											Inactive
9/22	PHI	X		0	0	0	0.0	0.0	0	0	0	0
9/29	@ATL	X		0	0	0	0.0	0.0	0	0	0	0
10/7	@KC	X		0	0	0	0.0	0.0	0	0	0	0
2024 Season		3	0	0	0	0	0.0	0.0	0	0	0	0
Career Totals		3	0	0	0	0	0.0	0.0	0	0	0	0

## 55 Isaiah Foskey

**Pos.:** DE **Ht.:** 6-5 **Wt.:** 265 **Exp.:** 2 **College:** Notre Dame



**Regular Season Career GP/GS:** (15/0); **2024:** (5/0)

**2024 REVIEW:** vs. **Carolina (9/8):** Rotated in at DE and saw action on special teams, finishing with three coverage tackles, the first of his career. **at Dallas (9/15):** Rotated in at DE and saw action on special teams, recording one defensive tackle and one coverage stop. **vs. Philadelphia (9/22):** Rotated in at DE and saw action on special teams, finishing with two coverage tackles. **at Atlanta (9/29):** Played on special teams. **at Kansas City (10/7):** Rotated in at DE and played on special teams, finishing with three tackles (two solo) and one coverage stop.

**ADDITIONAL STATS: Special Teams Tackles** — (2024, 7); **Total: 7.**

**CAREER HIGHS: Tackles** — 4, at Green Bay (9/24/23); **Solo Tackles** — 3, at Green Bay (9/24/23); **Sacks** — 0.5, at Indianapolis (10/29/23); **Special Teams Tackles** — 3, vs. Carolina (9/8/24); **Quarterback Hits** — 1, at Indianapolis (10/29/23); **Passes Defensed** — 1, at Indianapolis (10/29/23).

55 DE Isaiah Foskey												
Date	Opp.	GP	ST	Solo	Ast	Total	Sack/Yds	INT/Yds	PD	FF	FR	
9/8	CAR	X		0	0	0	0.0	0.0	0	0	0	0
9/15	@DAL	X		0	1	1	0.0	0.0	0	0	0	0
9/22	PHI	X		0	0	0	0.0	0.0	0	0	0	0
9/29	@ATL	X		0	0	0	0.0	0.0	0	0	0	0
10/7	@KC	X		2	1	3	0.0	0.0	0	0	0	0
2024 Season		5	0	2	2	4	0.0	0.0	0	0	0	0
Career Totals		15	0	7	7	14	0.5	1.5	0	0	1	0

## 75 Taliese Fuaga

**Pos.:** T **Ht.:** 6-6 **Wt.:** 324 **Exp.:** R **College:** Oregon State



**Regular Season Career GP/GS:** (5/5); **2024:** (5/5)

**2024 REVIEW:** vs. **Carolina (9/8):** Started at LT in his NFL debut. Fuaga became the first Saints rookie to start a season opener at the position since Ryan Ramczyk did so in the 2017 season opener against the Minnesota Vikings. **at Dallas (9/15):** Started at LT and helped lead the effort by New Orleans' offensive line to produce 190 rushing yards and four touchdowns. **vs. Philadelphia (9/22):** Started at LT. **at Atlanta (9/29):** Started at LT. **at Kansas City (10/7):** Started at LT.



# 2024 MINI BIOS & STATS

## 6 Willie Gay Jr.

Pos.: LB Ht.: 6-1 Wt.: 243 Exp.: 5 College: Mississippi State



**Regular Season Career GP/GS:** (61/50); **2024:** (4/3)

**2024 REVIEW:** vs. **Carolina (9/8):** Started at SLB and saw action on special teams, recording two coverage tackles in his Black and Gold debut. **at Dallas (9/15):** Rotated in at SLB and saw action on special teams, recording one solo tackle and one coverage stop. **vs. Philadelphia (9/22):** Started at SLB and saw action on special teams, finishing with three solo tackles, one coverage stop, and a fumble recovery, his first as a Saint and fifth of his career. **at Atlanta (9/29):** Started at WLB and played on special teams in his 50<sup>th</sup> career NFL start, recording two tackles (one solo). Left the game in the first quarter after injuring his hand and did not return. **at Kansas City (10/7):** Inactive (hand).

**ADDITIONAL STATS: Special Teams Tackles** — (2020, 2), (2024, 5); **Total: 7.**

**CAREER HIGHS: Tackles** — 11 (2x), last at L.A. Chargers (11/20/22); **Solo Tackles** — 7 (2x), last at L.A. Chargers (11/20/22); **Sacks** — 1 (4x), last vs. L.A. Chargers (10/22/23); **Tackles for Loss** — 2 (2x), last at L.A. Chargers (11/20/22); **Quarterback Hits** — 1 (9x), last vs. L.A. Chargers (10/22/23); **Interceptions** — 1 (4x), last at New England (12/17/23); **Interceptions Returned for Touchdowns** — 1, at Denver (12/11/22); **Passes Defensed** — 2 (3x), last vs. Seattle (12/24/22); **Forced Fumbles** — 1 (2x), last vs. Miami (11/5/23); **Fumble Recoveries** — 1 (5x), last vs. Philadelphia (9/22/24).

6 LB Willie Gay Jr.												
Date	Opp.	GP	ST	Solo	Ast	Total	Sack/Yds	INT/Yds	PD	FF	FR	
9/8	CAR	X	X	0	0	0	0.0	0.0	0	0	0	0
9/15	@DAL	X		1	0	1	0.0	0.0	0	0	0	0
9/22	PHI	X	X	3	0	3	0.0	0.0	0	0	0	1
9/29	@ATL	X	X	1	1	2	0.0	0.0	0	0	0	0
10/7	@KC	Inactive										
2024 Season		4	3	5	1	6	0.0	0.0	0	0	0	1
Saints Career		4	3	5	1	6	0.0	0.0	0	0	0	1
Career Totals		61	50	153	84	237	5.0	25.5	4	85	19	2

## 96 Carl Granderson

Pos.: DE Ht.: 6-5 Wt.: 261 Exp.: 5 College: Wyoming



**Regular Season Career GP/GS:** (76/29); **2024:** (5/5)

**2024 REVIEW:** vs. **Carolina (9/8):** Made his 25<sup>th</sup> career start, finishing with three solo tackles. **at Dallas (9/15):** Started, finishing with five tackles (one solo), one stop for a loss, two QB hits, and 1.5 sacks, recording his first sacks of the 2024 season. **vs. Philadelphia (9/22):** Started and recorded five tackles (four solo), one forced fumble, and 1.5 sacks. **at Atlanta (9/29):** Started in his 75<sup>th</sup> career NFL appearance and played on special teams, finishing with two solo tackles. **at Kansas City (10/7):** Started and finished with seven tackles (two solo).

**ADDITIONAL STATS: Blocked Field Goals** — (2021, 1); **Total: 1; Special Teams Tackles** — (2021, 1); **Total: 1.**

**CAREER HIGHS: Tackles** — 10, at Atlanta (11/26/23); **Solo Tackles** — 5 (3x), last vs. Chicago (11/5/23); **Sacks** — 2, at Carolina (1/3/21); **Tackles for Loss** — 3 (2x), last at New England (10/8/23); **Quarterback Hits** — 4 (2x), last vs. Tennessee (9/10/23); **Forced Fumbles** — 1 (4x), last vs. Philadelphia (9/22/24); **Fumble Recoveries** — 1 (2x), vs. Jacksonville (10/19/23) and at Tampa Bay (12/5/22); **Passes Defensed** — 1 (2x), vs. Detroit (12/3/23) and vs. Green Bay, (9/27/20). **Blocked Field Goals** — 1, at Carolina (9/19/21).



# 2024 MINI BIOS & STATS

96 DE Carl Granderson												
Date	Opp.	GP	ST	Solo	Ast	Total	Sack/Yds	INT/Yds	PD	FF	FR	
9/8	CAR	X	X	3	0	3	0.0	0.0	0	0	0	
9/15	@DAL	X	X	1	4	5	1.5	8.0	0	0	0	
9/22	PHI	X	X	4	1	5	1.5	7.0	0	0	0	
9/29	@ATL	X	X	2	0	2	0.0	0.0	0	0	0	
10/7	@KC	X	X	2	5	7	0.0	0.0	0	0	0	
2024 Season		5	5	12	10	22	3.0	15.0	0	0	0	
Career Totals		76	29	115	86	201	26.0	166.5	0	0	2	

## 48 J.T. Gray

Pos.: DB Ht.: 6-0 Wt.: 202 Exp.: 7 College: Mississippi State



Regular Season Career GP/GS: (86/0); 2024: (5/0)

**2024 REVIEW:** vs. **Carolina (9/8):** Rotated in at S and saw action on special teams, finishing with four coverage tackles. **at Dallas (9/15):** Rotated in at S and saw action on special teams, finishing with two coverage tackles. vs. **Philadelphia (9/22):** Played on special teams and blocked the second punt of his career. **at Atlanta (9/29):** Rotated in at FS and played on special teams, finishing with two coverage tackles. Gray now has 75 special teams stops in his career. **at Kansas City (10/7):** Played on special teams and finished with two coverage tackles.

**ADDITIONAL STATS: Special Teams Tackles** — (2018, 2); (2019, 16); (2020, 7), (2021, 19), (2022, 12), (2023, 11), (2024, 10); **Total: 77; Blocked Punts** — (2019, 1), (2024, 1); **Total: 2; Special Teams Fumble Recoveries** — (2019, 1), (2020, 2); **Total: 3.**

**CAREER HIGHS: Tackles** — 2 (2x), last at Carolina (9/25/22); **Solo Tackles** — 1 (6x), last vs. Carolina (1/8/23); **Passes Defensed** — 1, at Carolina (1/3/21); **Sacks** — 1 (2x), vs Seattle (10/9/22) and vs. Carolina (1/8/23); **Tackles for Loss** — 1, vs. Carolina (1/8/23); **Quarterback Hits** — 1 (2x), last vs. Carolina (1/8/23); **Special Teams Tackles** — 4, at N.Y. Jets (12/12/21); **Blocked Punts** — 1 (2x), vs. Philadelphia (9/22/24) and at Chicago (10/20/19); **Special Teams Fumble Recoveries** — 1, vs. Carolina (11/24/19).

48 DB J.T. Gray												
Date	Opp.	GP	ST	Solo	Ast	Total	Sack/Yds	INT/Yds	PD	FF	FR	
9/8	CAR	X		0	0	0	0.0	0.0	0	0	0	
9/15	@DAL	X		0	0	0	0.0	0.0	0	0	0	
9/22	PHI	X		0	0	0	0.0	0.0	0	0	0	
9/29	@ATL	X		0	0	0	0.0	0.0	0	0	0	
10/7	@KC	X		0	0	0	0.0	0.0	0	0	0	
2024 Season		5	0	0	0	0	0.0	0.0	0	0	0	
Career Totals		86	0	6	5	11	2.5	12.5	0	0	1	

## 19 Blake Grupe

Pos.: K Ht.: 5-7 Wt.: 156 Exp.: 2 College: Notre Dame



Regular Season Career GP: (22); 2024: (5)

**2024 REVIEW:** vs. **Carolina (9/8):** Handled the kicking duties, finishing 4-for-4 with a long of 57 yards, marking a new career-long, and went a perfect 5-for-5 on PATs, tying a career-high. Grupe's 17 points scored on Sunday also set a new career-high and was the second contest of his career where he made two 50+ yard field goals, previously doing so at New England in Week Five of the 2023 season. **at Dallas (9/15):** Handled the kicking duties, making his lone FG attempt from 26 yards out and finished 5-for-6 on PATs. Also added three touchbacks. vs. **Philadelphia (9/22):** Handled the kicking duties, finishing 2-for-2 with a long of 38 yards, made his lone PAT, and added one touchback. **at Atlanta (9/29):** Handled the kicking duties, making his lone FG attempt from 43 yards out, made all three PATs and added three touchbacks. **at Kansas City (10/7):** Handled the kicking duties, finishing 1-for-2 on PATs.



# 2024 MINI BIOS & STATS

**ADDITIONAL STATS: Touchbacks** — (2023, 67), (2024, 8); **Total: 75.**

**CAREER HIGHS: Field Goals Made** — 5, at Atlanta (11/26/23); **Field Goal Attempts** — 6, at Atlanta (11/26/23); **Longest Field Goal Made** — 57, vs. Carolina (9/8/24); **PATs** — 5 (3x), last at Dallas (9/15/24); **PATs Attempted** — 6, at Dallas (9/15/24); **Points** — 17, vs. Carolina (9/8/24); **Touchbacks** — 7, at Indianapolis (10/29/23).

19 K Blake Grupe																					
			Field Goals					1-19		20-29		30-39		40-49		50+		PATs			
Date	Opp.	GP	M	A	Pct.	Lg	Blk	M	A	M	A	M	A	M	A	M	A	M	A	Pts	
9/8	CAR	X	4	4	100.0%	57	0	0	0	0	0	1	1	1	1	2	2	5	5	17	
9/15	@DAL	X	1	1	100.0%	26	0	0	0	1	1	0	0	0	0	0	0	5	6	8	
9/22	PHI	X	2	2	100.0%	38	0	0	0	0	0	2	2	0	0	0	0	1	1	7	
9/29	@ATL	X	1	1	100.0%	43	0	0	0	0	0	0	0	1	1	0	0	3	3	6	
10/7	@KC	X	0	0	0.0%	0	0	0	0	0	0	0	0	0	0	0	0	1	2	2	
2024 Season			5	8	8	100.0%	57	0	0	0	1	1	3	3	2	2	2	2	15	17	40
Career Totals			22	38	45	84.4%	57	0	0	0	11	13	9	9	10	12	8	11	55	57	170

## 3 Jake Haener

**Pos.:** QB **Ht.:** 6-1 **Wt.:** 200 **Exp.:** 1 **College:** Fresno State



**Regular Season Career GP/GS:** (3/0); **2024:** (3/0)

**2024 REVIEW: vs. Carolina (9/8):** Made his NFL debut in the fourth quarter. **at Dallas (9/15):** Saw action in the fourth quarter. **vs. Philadelphia (9/22):** Dressed but did not play. **at Atlanta (9/29):** Dressed but did not play. **at Kansas City (10/7):** Relieved an injured Derek Carr in the fourth quarter, finishing 2-of-7 passing for 17 yards and had two rushes for 11 yards.

3 QB Jake Haener																	
				Passing								Rushing					
Date	Opp.	GP	ST	Comp	Att	Pct.	Yards	TD	INT	Lg	Rating	Att	Yds	Avg.	Lg	TD	
9/8	CAR	X		0	1	0.0%	0	0	0	0	39.6	0	0	0	0	0	
9/15	@DAL	X		0	0	0.0%	0	0	0	0	0.0	3	-3	-3	-3	0	
9/22	PHI			Dressed but did not play													
9/29	@ATL			Dressed but did not play													
10/7	@KC	X		2	7	28.6%	17	0	0	11	39.6	2	11	5.5	9	0	
2024 Season			3	0	2	8	25.0%	17	0	0	11	39.6	5	8	0.6	9	0
Career Totals			3	0	2	8	25.0%	17	0	0	11	39.6	5	8	0.6	9	0

## 5 Will Harris

**Pos.:** DB **Ht.:** 6-1 **Wt.:** 206 **Exp.:** 6 **College:** Boston College



**Regular Season Career GP/GS:** (86/45); **2024:** (5/5)

**2024 REVIEW: vs. Carolina (9/8):** Started at SS and played on special teams in his Black and Gold debut, finishing with one tackle, an interception, a pass breakup, and a coverage stop. Harris' interception came on the first defensive play of the season, setting up a Blake Grupe 57-yard field goal and set the tone for the Saints defense in the season opener. **at Dallas (9/15):** Started at SS and played on special teams, finishing with four tackles (three solo) and one pass breakup. **vs. Philadelphia (9/22):** Started at SS and played on special teams, recording six solo stops, including one stop for a loss. **at Atlanta (9/29):** Started at SS and played on special teams, finishing with two solo tackles and one pass breakup. **at Kansas City (10/7):** Started at SS and played on special teams, recording two tackles (one solo). Harris left the game in the third quarter with a hamstring injury and did not return.

**ADDITIONAL STATS: Special Teams Tackles** — (2019, 7), (2020, 2), (2021, 2), (2022, 4), (2023, 1), (2024, 1); **Total: 17.**





# 2024 MINI BIOS & STATS

**CAREER HIGHS: Tackles** — 9 (3x), last vs. Carolina (11/8/23); **Solo Tackles** — 8, vs. Green Bay (1/9/22); **Sacks** — 1, vs. Green Bay (12/29/19); **Tackles for Loss** — 1 (5x), last vs. Philadelphia (9/22/24); **Quarterback Hits** — 1 (4x), last vs. Carolina (10/8/23); **Forced Fumbles** — 1 (2x), last at N.Y. Giants (11/20/22); **Fumble Recoveries** — 1 (2x), last vs. Carolina (10/8/23); **Special Teams Tackles** — 2 (2x), last at Minnesota (9/25/22); **Passes Defensed** — 1 (17x), last at Atlanta (9/29/24); **Interceptions** — 1 (3x), last vs. Carolina (9/8/24).

5 DB Will Harris												
Date	Opp.	GP	ST	Solo	Ast	Total	Sack/Yds	INT/Yds	PD	FF	FR	
9/8	CAR	X	X	0	1	1	0.0 0.0	1 7	1	0	0	
9/15	@DAL	X	X	3	1	4	0.0 0.0	0 0	1	0	0	
9/22	PHI	X	X	6	0	6	0.0 0.0	0 0	0	0	0	
9/29	@ATL	X	X	2	0	2	0.0 0.0	0 0	1	0	0	
10/7	@KC	X	X	1	1	2	0.0 0.0	0 0	0	0	0	
2024 Season		5	5	12	3	15	0.0 0.0	1 7	3	0	0	
Saints Career		5	5	12	3	15	0.0 0.0	1 7	3	0	0	
Career Totals		86	45	176	69	245	1.5 16.5	3 7	17	2	2	

## 43 Matthew Hayball

Pos.: P Ht.: 6-0 Wt.: 189 Exp.: R College: Vanderbilt



Regular Season Career GP: (5); 2024: (5)

**2024 REVIEW: vs. Carolina (9/8):** Handled the punting and holding duties in his NFL debut. Punted twice for 73 yards (36.5 avg., 36.5 net) with a long of 38 yards and one downed inside the 20-yard line. **at Dallas (9/15):** Handled the punting and holding duties. Hayball's lone punt of the afternoon went for 49 yards (49.0 avg., 49.0 net) and was downed inside the 20-yard line. **vs. Philadelphia (9/22):** Handled the punting and holding duties, punting four times for 162 yards (40.5 avg., 39.0 net), with a long of 52 yards and had two downed inside the 20-yard line. **at Atlanta (9/29):** Handled the punting and holding duties, punting three times for 120 yards (40.0 avg., 40.0 net) with a long of 48 yards and had all three punts downed inside the 20-yard line. **at Kansas City (10/7):** Handled the punting and holding duties, punting four times for 199 yards (49.8 avg., 41.8 net) with a long of 53 yards (career-long) and one downed inside the 20-yard line.

**CAREER HIGHS: Punts** — 4 (2x), at Kansas City (10/7/24) and vs. Philadelphia (9/22/24); **Yards** — 199, at Kansas City (10/7/24); **Gross Punting Average** — 49.8, at Kansas City (10/7/24); **Net Punting Average** — 49.0, at Dallas (9/15/24); **Punts Inside the 20-Yard Line** — 3, at Atlanta (9/29/24); **Longest Punt** — 53, at Kansas City (10/7/24).

43 P Matthew Hayball										
Date	Opp.	GP	No	Yds	Avg	Net	TB	In20	Lg	Blk
9/8	CAR	X	2	73	36.5	36.5	0	1	38	0
9/15	@DAL	X	1	49	49.0	49.0	0	1	49	0
9/22	PHI	X	4	162	40.5	39.0	0	2	52	0
9/29	@ATL	X	3	120	40.0	40.0	0	3	48	0
10/7	@KC	X	4	199	49.8	41.8	0	1	53	0
2024 Season		5	14	603	43.1	41.3	0	8	53	0
Career Totals		5	14	603	43.1	41.3	0	8	53	0

## 60 Kyle Hergel

Pos.: G Ht.: 6-2 Wt.: 315 Exp.: R College: Boston College



Regular Season Career GP/GS: (2/0); 2024: (2/0)

**2024 REVIEW: at Atlanta (9/29):** Gameday elevation from the practice squad. Played on special teams in his NFL debut. **at Kansas City (10/7):** Signed off the practice squad to the active roster, (10/7). Played on special teams.



# 2024 MINI BIOS & STATS

## 7 Taysom Hill

Pos.: TE Ht.: 6-2 Wt.: 221 Exp.: 8 College: BYU



Regular Season Career GP/GS: (100/44); 2024: (3/3)

**2024 REVIEW: vs. Carolina (9/8):** Started at TE and rotated in at QB, FB, and played on special teams in the season opener. Rushed five times for 35 yards and caught one pass for one yard. **at Dallas (9/15):** Started at FB and saw action at TE and QB, finishing with 18 rushing yards on three attempts and caught one pass for one yard. Left the game in the fourth quarter with a chest injury and did not return. **vs. Philadelphia (9/22):** Inactive (chest). **at Atlanta (9/29):** Started on offense and played on special teams in his 100<sup>th</sup> career NFL game, rushing six times for 24 yards and two TDs. With his two rushing touchdowns, Hill now has 40 career touchdowns, surpassing WR Lance Moore for tenth in Saints history and now has 29 career rushing touchdowns, surpassing RBs Chuck Muncie and Pierre Thomas for the fifth-most in club history. Hill suffered an abdomen injury in the second quarter and did not return. **at Kansas City (10/7):** Inactive (rib).

**ADDITIONAL STATS: Special Teams Tackles** — (2017, 4), (2018, 6), (2019, 2), (2021, 1); (2023, 2); **Total: 15; Blocked Punts** — (2018, 1); **Total: 1.**

**CAREER HIGHS: Passing Attempts** — 41, vs. Dallas (12/2/21); **Completions** — 28, at Philadelphia (12/13/20); **Passing Yards** — 291, at Philadelphia (12/13/20); **Long Completion** — 70, vs. Dallas (12/2/21); **Passing TDs** — 2 (3x), last vs. Dallas (12/2/21); **Interceptions** — 4, vs. Dallas (12/2/21); **Receptions** — 7, at Houston (10/15/23); **Receiving Yards** — 63, vs. Arizona (10/27/19); **Long Reception** — 45, at Carolina (12/29/19); **Receiving TDs** — 1 (11x), last at Tampa Bay (12/31/23); **Rushes** — 14, at Atlanta (12/6/20); **Rushing Yards** — 112, vs. Seattle (10/9/22); **Long Rush** — 60, vs. Seattle (10/9/22); **Rushing TDs** — 3, vs. Seattle (10/9/22); **Kickoff Returns** — 3 (2x), vs. Seattle (10/9/22) and at Atlanta (9/23/18); **Kickoff Return Yards** — 69, vs. Seattle (10/9/22); **Long Kickoff Return** — 47, vs. Cleveland (10/6/18); **Special Teams Tackles** — 2 (2x), last at Baltimore (10/21/18); **Special Teams Fumble Recoveries** — 1, vs. Seattle (10/9/22); **Total: 1; Blocked Punts** — 1, at Tampa Bay (12/9/18).

7 TE Taysom Hill																					
		Rushing							Receiving					Passing							
Date	Opp.	GP	ST	Att	Yds	Avg.	Lg	TD	Rec	Yds	Avg.	Lg	TD	Comp	Att	Pct.	Yards	TD	INT	Lg	Rating
9/8	CAR	X	X	5	35	7.0	12	0	1	1	1.0	1	0	0	0	0%	0	0	0	0	0.0
9/15	@DAL	X	X	3	18	6.0	9	0	1	1	1.0	1	0	0	0	0%	0	0	0	0	0.0
9/22	PHI	Inactive																			
9/29	@ATL	X	X	6	24	4.0	7	2	0	0	0.0	0	0	0	0	0%	0	0	0	0	0.0
10/7	@KC	Inactive																			
2024 Season		3	3	14	77	5.5	12	2	2	2	1.0	1	0	0	0	0%	0	0	0	0	0.0
Career Totals		100	44	412	2,236	5.4	60t	29	78	758	9.7	45t	12	191	298	64.1%	2,348	11	8	70t	89.4

## 85 Dallin Holker

Pos.: TE Ht.: 6-3 Wt.: 241 Exp.: R College: Colorado State



Regular Season Career GP/GS: (1/1); 2024: (1/1)

**2024 REVIEW: vs. Carolina (9/8):** Inactive (ankle). **at Dallas (9/15):** Inactive. **vs. Philadelphia (9/22):** Dressed but did not play. **at Atlanta (9/29):** Inactive. **at Kansas City (10/7):** Made his first NFL start on offense.



# 2024 MINI BIOS & STATS

85 TE Dallin Holker										
				Receiving						
Date	Opp.	GP	ST	Rec	Yds	Avg.	Lg	TD		
9/8	CAR			Inactive						
9/15	@DAL			Inactive						
9/22	PHI			Dressed but did not play						
9/29	@ATL			Inactive						
10/7	@KC	X	X	0	0	0.0	0	0	0	
2024 Season		1	1	0	0	0.0	0	0	0	
Career Totals		1	1	0	0	0.0	0	0	0	

## 31 Jordan Howden

Pos.: DB Ht.: 6-0 Wt.: 209 Exp.: 2 College: Minnesota



Regular Season Career GP/GS: (21/7); 2024: (5/0)

**2024 REVIEW: vs. Carolina (9/8):** Rotated in at SS and played on special teams, finishing with three tackles, one pass breakup, and an interception, the first of his NFL career. **at Dallas (9/15):** Rotated in at SS and played on special teams, recording two tackles (one solo). **vs. Philadelphia (9/22):** Rotated in at SS and played on special teams, finishing with one solo tackle. **at Atlanta (9/29):** Rotated in at SS and played on special teams, recording one defensive tackle. **at Kansas City (10/7):** Rotated in at SS and played on special teams, finishing with one coverage tackle, the first of his career.

**ADDITIONAL STATS: Special Teams Tackles** — (2024, 1); **Total: 1.**

**CAREER HIGHS: Tackles** — 10, vs. Carolina (12/10/23); **Solo Tackles** — 7, vs. Carolina (12/10/23); **Passes Defensed** — 2, at New England, (10/29/23); **Interceptions** — 1, vs. Carolina (9/8/24); **Sacks** — 1, vs. Carolina (12/10/23); **Quarterback Hits** — 1, vs. Detroit (12/3/23); **Forced Fumbles** — 1, vs. Carolina (12/10/23); **Special Teams Tackles** — 1, at Kansas City (10/7/24).

31 DB Jordan Howden													
Date	Opp.	GP	ST	Solo	Ast	Total	Sack/Yds	INT/Yds	PD	FF	FR		
9/8	CAR	X		1	2	3	0.0	0.0	1	-5	1	0	0
9/15	@DAL	X		1	1	2	0.0	0.0	0	0	0	0	0
9/22	PHI	X		1	0	1	0.0	0.0	0	0	0	0	0
9/29	@ATL	X		0	1	1	0.0	0.0	0	0	0	0	0
10/7	@KC	X		0	0	0	0.0	0.0	0	0	0	0	0
2024 Season		5	0	3	4	7	0.0	0.0	1	-5	1	0	0
Career Totals		21	7	26	24	50	1.0	12.0	1	-5	6	1	0

## 47 Khaleke Hudson

Pos.: LB Ht.: 6-0 Wt.: 220 Exp.: 5 College: Michigan



Regular Season Career GP/GS: (59/12); 2024: (1/0)

**2024 REVIEW: vs. Carolina (9/8):** Gameday elevation from the practice squad. Played on special teams. Signed off the practice squad by the Cleveland Browns, (9/9).

47 LB Khaleke Hudson													
Date	Opp.	GP	ST	Solo	Ast	Total	Sack/Yds	INT/Yds	PD	FF	FR		
9/8	CAR	X		0	0	0	0.0	0.0	0	0	0	0	0
2024 Season		1	0	0	0	0	0.0	0.0	0	0	0	0	0
Saints Career		1	0	0	0	0	0.0	0.0	0	0	0	0	0
Career Totals		59	12	51	39	90	1.0	3.0	0	0	2	0	0



# 2024 MINI BIOS & STATS

## 52 D'Marco Jackson

Pos.: LB Ht.: 6-1 Wt.: 233 Exp.: 3 College: Appalachian State



Regular Season Career GP/GS: (19/0); 2024: (2/0)

**2024 REVIEW:** vs. **Carolina (9/8):** Inactive (calf). **at Dallas (9/15):** Inactive (calf). **vs. Philadelphia (9/22):** Inactive (calf). **at Atlanta (9/29):** Rotated in at WLB and played on special teams in his season debut, finishing with three tackles (one solo). **at Kansas City (10/7):** Rotated in at SLB and played on special teams, recording three tackles (two solo) and one coverage stop.

**ADDITIONAL STATS: Special Teams Tackles** — (2023, 8), (2024, 1); **Total: 9; Special Teams Fumble Recoveries** — (2023, 1); **Total: 1.**

**CAREER HIGHS: Tackles** — 3 (2x), at Kansas City (10/7/24) and at Atlanta (9/29/24); **Solo Tackles** — 2, at Kansas City (10/7/24); **Special Teams Tackles** — 2 (2x), at New England, (10/29/23) and vs. Tennessee (9/10/23); **Special Teams Fumble Recoveries** — 1, vs. Carolina (12/10/23).

52 LB D'Marco Jackson												
Date	Opp.	GP	ST	Solo	Ast	Total	Sack/Yds	INT/Yds	PD	FF	FR	
9/8	CAR	Inactive										
9/15	@DAL	Inactive										
9/22	PHI	Inactive										
9/29	@ATL	X		1	2	3	0.0	0.0	0	0	0	0
10/7	@KC	X		2	1	3	0.0	0.0	0	0	0	0
2024 Season		2	0	3	3	6	0.0	0.0	0	0	0	0
Career Totals		19	0	4	6	10	0.0	0.0	0	0	0	0

## 83 Juwan Johnson

Pos.: TE Ht.: 6-4 Wt.: 233 Exp.: 5 College: Oregon



Regular Season Career GP/GS: (55/30); 2024: (5/1)

**2024 REVIEW:** vs. **Carolina (9/8):** Rotated in on offense and special teams, finishing with two receptions for 26 yards and a TD in the season opener. Johnson also got his hands on a punt in the fourth quarter, setting up a short field and a Jamaal Williams rushing TD early in the fourth quarter. **at Dallas (9/15):** Rotated in on offense and played on special teams. **vs. Philadelphia (9/22):** Rotated in on offense and played on special teams. **at Atlanta (9/29):** Rotated in on offense and played on special teams, catching two passes for 13 yards. **at Kansas City (10/7):** Made his first start of the 2024 season on offense and played on special teams, catching five passes for 31 yards.

**ADDITIONAL STATS: Special Teams Tackles** — (2021, 1), (2022, 1); **Total: 2.**

**CAREER HIGHS: Receptions** — 8, at Tampa Bay (12/31/23); **Receiving Yards** — 90, at Tampa Bay (12/31/23); **Long Reception** — 41, vs. Baltimore (11/7/22); **TD Receptions** — 2 (3x), last vs. Atlanta (12/18/22); **Special Teams Tackles** — 1, at Carolina (9/25/22).



# 2024 MINI BIOS & STATS

83 TE Juwan Johnson								
				Receiving				
Date	Opp.	GP	ST	Rec	Yds	Avg.	Lg	TD
9/8	CAR	X		2	26	13.0	16t	1
9/15	@DAL	X		0	0	0.0	0	0
9/22	PHI	X		0	0	0.0	0	0
9/29	@ATL	X		2	13	13.0	8	0
10/7	@KC	X	X	5	31	6.2	11	0
<b>2024 Season</b>		<b>5</b>	<b>1</b>	<b>9</b>	<b>70</b>	<b>7.8</b>	<b>16t</b>	<b>1</b>
<b>Career Totals</b>		<b>55</b>	<b>30</b>	<b>105</b>	<b>1,144</b>	<b>10.9</b>	<b>41t</b>	<b>16</b>

## 94 Cameron Jordan

Pos.: DE Ht.: 6-4 Wt.: 287 Exp.: 14 College: California



Regular Season Career GP/GS: (214/213); 2024: (5/5)

**2024 REVIEW: vs. Carolina (9/8):** Started at LDE in the season opener, finishing with one tackle. Jordan appeared in his 210<sup>th</sup> game on Sunday and is now tied for 32<sup>nd</sup> among defensive lineman with DE Elvin Bethea (Pro Football Hall of Fame Class of 2003). **at Dallas (9/15):** Started at LDE, recording one solo tackle and one pass breakup. Jordan played in his 211<sup>th</sup> career game on Sunday and is now tied with DL Trace Armstrong for 31<sup>st</sup> all-time in NFL history. **vs. Philadelphia (9/22):** Started at LDE. Jordan played in his 212<sup>th</sup> career game on Sunday and is now 31<sup>st</sup> all-time in NFL history in games played by a defensive lineman. **at Atlanta (9/29):** Started at LDE, recording one tackle. Jordan has now played in 213 career games, moving into a tie with Steve McMichael (Pro Football Hall of Fame Class of 2024) and Henry Thomas for 29<sup>th</sup> all-time for games played among NFL defensive linemen. **at Kansas City (10/7):** Started at LDE, finishing with two tackles (one solo) and one QB hit. Jordan played in his 214<sup>th</sup> career game on Monday night and moved into a tie for 27<sup>th</sup> all-time among NFL defensive linemen with Vonnie Holliday and Domata Peko.

**ADDITIONAL STATS: Blocked Field Goals** — (2015, 1); **Total: 1.**

**CAREER HIGHS: Tackles** — 13, vs. Washington (9/9/12); **Sacks** — 4, at Atlanta (11/28/19); **Tackles for Loss** — 4, at Atlanta (11/28/19); **Quarterback Hits** — 6, vs. Philadelphia (11/5/12); **Interceptions** — 1 (2x), last vs. Detroit (10/15/17); **Long Interception Return** — 6, at Pittsburgh (11/30/14); **Interception Return TDs** — 1, vs. Detroit (10/15/17); **Passes Defensed** — 4, vs. N.Y. Jets (12/17/17); **Forced Fumbles** — 1 (15x), last at Philadelphia (1/1/23); **Fumble Recoveries** — 1 (11x), last at New England (10/8/23); **Blocked Field Goals** — 1, vs. Atlanta (1/3/16).

94 DE Cameron Jordan												
Date	Opp.	GP	ST	Solo	Ast	Total	Sack/Yds	INT/Yds	PD	FF	FR	
9/8	CAR	X	X	0	1	1	0.0	0.0	0	0	0	0
9/15	@DAL	X	X	1	0	1	0.0	0.0	0	0	1	0
9/22	PHI	X	X	0	0	0	0.0	0.0	0	0	0	0
9/29	@ATL	X	X	0	1	1	0.0	0.0	0	0	0	0
10/7	@KC	X	X	1	1	2	0.0	0.0	0	0	0	0
<b>2024 Season</b>		<b>5</b>	<b>5</b>	<b>2</b>	<b>3</b>	<b>5</b>	<b>0.0</b>	<b>0.0</b>	<b>0</b>	<b>0</b>	<b>1</b>	<b>0</b>
<b>Career Totals</b>		<b>214</b>	<b>213</b>	<b>481</b>	<b>300</b>	<b>781</b>	<b>117.5</b>	<b>779.5</b>	<b>2</b>	<b>6</b>	<b>64</b>	<b>15</b>

## 41 Alvin Kamara

Pos.: RB Ht.: 5-10 Wt.: 215 Exp.: 8 College: Tennessee



Regular Season Career GP/GS: (106/75); 2024: (5/5)

**2024 REVIEW: vs. Carolina (9/8):** Started, leading the team in rushing with 15 rushes for 83 yards and a TD, also adding a team-high five catches for 27 yards as a receiver. Kamara finished with 110 yards from scrimmage, making Sunday the 50<sup>th</sup> time Kamara has recorded 100+ scrimmage yards in a contest. Kamara's five receptions brings his career total to 510, tying him with Warrick Dunn for 16<sup>th</sup> all-time in league history for running backs. He also extended



# 2024 MINI BIOS & STATS

his team-record in touchdowns with 79 total in his career, tying him for 71<sup>st</sup> all-time with former Saints RB Terry Allen, James Brooks, Harold Carmichael (Pro Football Hall of Fame Class of 2020) and Todd Gurley II. **at Dallas (9/15):** Started and led the team in offense, rushing 20 times for 115 yards with 3 TDs and caught two passes for 65 yards, including a 57-yard TD reception marked a new career-long. Sunday marked the 12th time Kamara has had both a rushing and receiving score in a game, surpassing Hall of Famer Jim Brown and is now tied for third with Brian Westbrook and Lenny Moore for games with both a rushing and receiving score. With 115 yards on the ground, Kamara now has nine 100-yard rushing games for the Black and Gold and now has 6,027 career rushing yards, joining Mark Ingram II (6,500) and Deuce McAllister (6,096) as only the third Saint with over 6,000 career rushing yards. With his four touchdowns, Kamara became the only Saint to have multiple games with four or more touchdowns. After Sunday's effort in Dallas, Kamara now has 83 career touchdowns, tied for 62<sup>nd</sup> all-time with Joey Galloway, Anquan Boldin and Brandon Marshall and 58 career rushing touchdowns, tied for 57th in league history with Mike Alstott and Jamal Lewis. With his two receptions on Sunday, Kamara now has 512 for his career and is tied for 14<sup>th</sup> all-time among NFL running backs with Earnest Byner and Herschel Walker. He also brought his career receiving total to 4,311 yards, which is tied for eighth all-time in franchise history, surpassing WR Lance Moore. **vs. Philadelphia (9/22):** Started and led the team in rushing, finishing with 26 carries for 87 yards and had three catches for 40 yards. Kamara now has 6,114 career rushing yards and is now second in team history in rushing yards after surpassing Deuce McAllister on Sunday. Kamara also has 515 career receptions, which is tied for 13<sup>th</sup> all-time among NFL running backs with Emmitt Smith (Pro Football Hall of Fame Class of 2010), and 4,351 career receiving yards, tied for 19<sup>th</sup> all-time in NFL record books among running backs after surpassing Warrick Dunn on Sunday. **at Atlanta (9/29):** Started and led the team in rushing, finishing with 19 carries for 72 yards, one rushing TD and had seven receptions for 42 yards. Kamara extended his team-record in touchdowns with 84 total and is now tied with Pro Football Hall of Fame WR Calvin Johnson (Class of 2021), Andre Rison and Herschel Walker for 59<sup>th</sup> all-time in touchdowns in NFL history. Kamara now has 10,693 career scrimmage yards, surpassing WR Santana Moss for 99<sup>th</sup> all-time in NFL history. Kamara also brought his career reception total to 522 career receptions, surpassing LeSean McCoy for 12<sup>th</sup> all-time among NFL running backs, and now has 4,393 career receiving yards, moving past WR Devery Henderson into seventh place in Saints history. **at Kansas City (10/7):** Made his 75<sup>th</sup> career start on offense and led the team in rushing and receptions, finishing with 11 rushes for 26 yards and six receptions for 40 yards. Kamara now has 10,644 career scrimmage yards, currently surpassing WR AJ Green for 97<sup>th</sup> all-time in NFL history. Kamara's six catches also brought his career reception total to 526, surpassing WR Joe Horn (2000-06) for sole possession of fourth all-time in Saints history.

**ADDITIONAL STATS: Kickoff Returns for Touchdowns** — (2017, 1); **Total: 1; Two-Point Conversions** — (2017, 1), (2018, 3), (2023, 3); **Total: 7.**

**CAREER HIGHS: Receptions** — 15, at Atlanta (9/23/18); **Receiving Yards** — 139, vs. Green Bay (9/27/20); **Long Reception** — 57t, at Dallas (9/15/24); **Receiving TDs** — 2 (2x), vs. Green Bay (9/27/20) and vs. Las Vegas (10/30/22); **Rushes** — 30, at Atlanta (1/9/22); **Rushing Yards** — 155, vs. Minnesota (12/25/20); **Long Rush** — 74, at L.A. Rams (11/26/17); **Rushing TDs** — 6-Tied NFL Record, vs. Minnesota (12/25/20); **Total TDs** — 6 - Tied NFL Record, vs. Minnesota (12/25/20); **Total Yards From Scrimmage** — 197, vs. Green Bay (9/27/20); **Punt Returns** — 3 (4x), last at Washington (10/10/21); **Punt Return Yards** — 32, at Tampa Bay (11/17/19); **Long Punt Return** — 27, at Tampa Bay (11/17/19); **Kickoff Returns** — 4, at Tampa Bay (12/31/17); **Kickoff Return Yards** — 155, at Tampa Bay (12/31/17); **Long Kickoff Return** — 106t, at Tampa Bay (12/31/17); **Total TDs** — 6-Tied NFL Record, vs. Minnesota (12/25/20).

41 RB Alvin Kamara													
				Rushing					Receiving				
Date	Opp.	GP	ST	Att	Yds	Avg.	Lg	TD	Rec	Yds	Avg.	Lg	TD
9/8	CAR	X	X	15	83	5.5	17	1	5	27	5.4	18	0
9/15	@DAL	X	X	20	115	5.8	15	3	2	65	32.5	57t	1
9/22	PHI	X	X	26	87	3.3	16	0	3	40	13.3	27	0
9/29	@ATL	X	X	19	77	5.1	15	1	7	42	6.0	11	0
10/7	@KC	X	X	11	26	2.4	9	0	6	40	6.7	14	0
2024 Season		5	5	91	388	4.3	17	5	23	214	9.3	57t	1
Career Totals		106	75	1,406	6,217	4.4	74	59	528	4,433	8.4	57t	24



# 2024 MINI BIOS & STATS

## 23 Marshon Lattimore

Pos.: CB Ht.: 6-0 Wt.: 192 Exp.: 8 College: Ohio State



Regular Season Career GP/GS: (94/94); 2024: (4/4)

**2024 REVIEW: vs. Carolina (9/8):** Started at RCB in the season opener, finishing with two solo tackles. Lattimore injured his hamstring in the third quarter and did not return to the contest. **at Dallas (9/15):** Inactive (hamstring/hip). **vs. Philadelphia (9/22):** Started at RCB in his return from injury, recording two tackles (one solo). **at Atlanta (9/29):** Started at RCB and finished with five tackles (three solo) with one pass breakup. **at Kansas City (10/7):** Started at RCB and recorded five tackles (four solo).

**CAREER HIGHS: Tackles** — 12, at Seattle (9/22/19); **Solo Tackles** — 10, at Seattle (9/22/19); **Tackles for Loss** — 1 (7x), last at Indianapolis (10/29/23); **Quarterback Hits** — 1 (5x), last vs. Miami (12/3/23); **Interceptions** — 1 (15x), last vs. Tennessee (9/10/23); **Long Interception Return** — 33, at Atlanta (12/7/17); **Passes Defensed** — 6, at Washington (10/10/21); **Forced Fumbles** — 1 (5x), last at Tampa Bay (12/9/18); **Fumble Recoveries** — 1 (5x), last at Tampa Bay (12/19/21).

23 CB Marshon Lattimore												
Date	Opp.	GP	ST	Solo	Ast	Total	Sack/Yds	INT/Yds	PD	FF	FR	
9/8	CAR	X	X	2	0	2	0.0	0.0	0	0	0	
9/15	@DAL	Inactive										
9/22	PHI	X	X	1	1	2	0.0	0.0	0	0	0	
9/29	@ATL	X	X	3	2	5	0.0	0.0	0	0	1	
10/7	@KC	X	X	4	1	5	0.0	0.0	0	0	0	
2024 Season		4	4	10	4	14	0.0	0.0	0	0	1	
Career Totals		94	94	314	75	389	0.0	0.0	15	145	87	

## 66 Shane Lemieux

Pos.: G/C Ht.: 6-4 Wt.: 310 Exp.: 5 College: Oregon



Regular Season Career GP/GS: (19/13); 2024: (1/1)

**2024 REVIEW: at Atlanta (9/29):** Signed off the practice squad to the active roster, (9/25). Started at C in place of the injured Erik McCoy. Sunday's start marked Lemieux's first start as a Saint and his first start at C in the NFL. Placed on Injured Reserve (ankle), (10/7).

## 32 Tyrann Mathieu

Pos.: S Ht.: 5-9 Wt.: 190 Exp.: 12 College: LSU



Regular Season Career GP/GS: (168/159); 2024: (5/5)

**2024 REVIEW: vs. Carolina (9/8):** Started at FS, finishing with four solo tackles, a forced fumble and a fumble recovery. Mathieu's forced fumble and fumble recovery set up a 52-yard Blake Grupe field goal. **at Dallas (9/15):** Started at FS, recording three solo tackles, two pass breakups, and an interception. Mathieu's two pass breakups brought his career total to 101 and his interception of QB Dak Prescott brought his career total to 34, tied for the most in the NFL since 2013. **vs. Philadelphia (9/22):** Started at FS and finished with seven solo tackles, including one stop for a loss, and an interception. Mathieu now has 35 career interceptions, surpassing Minnesota Vikings S Harrison Smith for the most among active players. After Week 3, Mathieu is the only defensive player in the NFL to record an interception, forced fumble and a fumble recovery. **at Atlanta (9/29):** Started at FS and recorded two tackles (one solo). Mathieu left the game in the fourth quarter with a groin injury and did not return. **at Kansas City (10/7):** Started at FS and finished with six tackles (two solo).

**ADDITIONAL STATS: Special Teams Tackles** — (2013, 1), (2017, 4); **Total: 5.**



# 2024 MINI BIOS & STATS

**CAREER HIGHS: Tackles** — 13, at San Francisco (11/29/15); **Solo Tackles** — 11 (2x), at San Francisco (11/29/15) and vs. San Francisco (10/1/17); **Sacks** — 1 (11x), last vs. Atlanta (12/18/22); **Tackles for Loss** — 3, vs. Baltimore (10/26/15); **Quarterback Hits** — 2, vs. Carolina (10/6/13); **Interceptions** — 2 (4x), last at Atlanta (11/26/23); **Interceptions Returned for Touchdowns** — 1 (4x), last at New England (10/8/23); **Passes Defensed** — 3 (5x), last at Baltimore (9/19/21); **Forced Fumbles** — 1 (6x), last vs. Carolina (9/8/24); **Fumble Recoveries** — 1 (8x), last vs. Carolina (9/8/24); **Special Teams Tackles** — 1 (5x), last at Seattle (12/31/17).

32 S Tyrann Mathieu													
Date	Opp.	GP	ST	Solo	Ast	Total	Sack/Yds		INT/Yds		PD	FF	FR
9/8	CAR	X	X	4	0	4	0.0	0.0	0	0	0	1	1
9/15	@DAL	X	X	3	0	3	0.0	0.0	1	0	2	0	0
9/22	PHI	X	X	7	0	7	0.0	0.0	1	23	1	0	0
9/29	@ATL	X	X	1	1	2	0.0	0.0	0	0	0	0	0
10/7	@KC	X	X	2	4	6	0.0	0.0	0	0	0	0	0
2024 Season		5	5	17	5	22	0.0	0.0	2	23	3	1	1
Saints Career		39	39	131	57	188	1.0	0.0	9	189	20	2	2
Career Totals		168	159	651	143	794	11.0	78.0	35	524	102	6	8

## 78 Erik McCoy

Pos.: C/G Ht.: 6-4 Wt.: 315 Exp.: 6 College: Texas A&M



Regular Season Career GP/GS: (77/77); 2024: (3/3)

**2024 REVIEW: vs. Carolina (9/8):** Made his 75<sup>th</sup> career start at C in the season opener. McCoy anchored the Saints offensive line to nine straight scoring drives to start the game, which tied a franchise record, marked the third time the Saints have done it in any game and was the first by the club in a season opener. **at Dallas (9/15):** Started at C. **vs. Philadelphia (9/22):** Started at C. Left the game in the first quarter with a groin injury and did not return. Placed on Injured Reserve (groin), (9/25).

## 61 Connor McGovern

Pos.: C Ht.: 6-4 Wt.: 306 Exp.: 8 College: Missouri



Regular Season Career GP/GS: (103/91); 2024: (1/0)

**2024 REVIEW: at Kansas City (10/7):** Signed off the New York Jets practice squad to the active roster, (10/4). Rotated in at C and played on special teams in his Saints debut.

## 14 Kool-Aid McKinstry

Pos.: CB Ht.: 5-11 Wt.: 199 Exp.: R College: Alabama



Regular Season Career GP/GS: (5/1); 2024: (5/1)

**2024 REVIEW: vs. Carolina (9/8):** Made his NFL debut rotating in at CB in place of Marshon Lattimore and played on special teams, finishing with two tackles (one solo). **at Dallas (9/15):** Made his first career start at RCB in place of the injured Marshon Lattimore, finishing with five tackles (four solo), including one stop for a loss, and one pass breakup. **vs. Philadelphia (9/22):** Played on special teams. **at Atlanta (9/29):** Rotated in at NCB and played on special teams. **at Kansas City (10/7):** Rotated in at CB and played on special teams.

**CAREER HIGHS: Tackles** — 5, at Dallas (9/15/24); **Solo Tackles** — 3, at Dallas (9/15/24); **Passes Defensed** — 1, at Dallas (9/15/24).





# 2024 MINI BIOS & STATS

14 CB Kool-Aid McKinstry												
Date	Opp.	GP	ST	Solo	Ast	Total	Sack/Yds	INT/Yds	PD	FF	FR	
9/8	CAR	X		1	1	2	0.0	0.0	0	0	0	0
9/15	@DAL	X	X	3	2	5	0.0	0.0	0	0	1	0
9/22	PHI	X		0	0	0	0.0	0.0	0	0	0	0
9/29	@ATL	X		0	0	0	0.0	0.0	0	0	0	0
10/7	@KC	X		0	0	0	0.0	0.0	0	0	0	0
2024 Season		5	1	4	3	7	0.0	0.0	0	0	1	0
Career Totals		5	1	4	3	7	0.0	0.0	0	0	1	0

## 16 Bub Means

Pos.: WR Ht.: 6-2 Wt.: 215 Exp.: R College: Pittsburgh



Regular Season Career GP/GS: (3/0); 2024: (3/0)

**2024 REVIEW:** vs. Carolina (9/8): Rotated in on offense and played on special teams in his NFL debut. at Dallas (9/15): Rotated in on offense and played on special teams. vs. Philadelphia (9/22): Inactive. at Atlanta (9/29): Rotated in on offense and played on special teams. at Kansas City (10/7): Rotated in on offense and played on special teams.

16 WR Bub Means									
Date	Opp.	GP	ST	Receiving					
				Rec	Yds	Avg.	Lg	TD	
9/8	CAR	X		0	0	0.0	0	0	
9/15	@DAL	X		0	0	0.0	0	0	
9/22	PHI	Inactive							
9/29	@ATL	X		0	0	0.0	0	0	
10/7	@KC	X		0	0	0.0	0	0	
2024 Season		4	0	0	0	0.0	0	0	
Career Totals		4	0	0	0	0.0	0	0	

## 25 Kendre Miller

Pos.: RB Ht.: 6-0 Wt.: 220 Exp.: 2 College: TCU



Regular Season Career GP/GS: (8/0); 2024: (0/0)

**2024 REVIEW:** Placed on Injured Reserve with a designation for return (hamstring), (8/27).

**CAREER HIGHS:** Rushes — 13, vs. Atlanta (1/7/24); Rushing Yards — 73, vs. Atlanta (1/7/24); Long Rush — 18, vs. Atlanta (1/7/24); Rushing Touchdowns — 1, vs. Atlanta (1/7/24); Receptions — 4, at New England (10/8/23); Receiving Yards — 53, at New England (10/8/23); Long Reception — 33, at New England (10/8/23).

25 RB Kendre Miller													
Date	Opp.	GP	ST	Rushing					Receiving				
				Att	Yds	Avg.	Lg	TD	Rec	Yds	Avg.	Lg	TD
9/8	CAR	Reserve/Injured											
9/15	@DAL	Reserve/Injured											
9/22	PHI	Reserve/Injured											
9/29	@ATL	Reserve/Injured											
10/7	@KC	Reserve/Injured											
2024 Season		0	0	0	0	0.0	0	0	0	0	0.0	0	0
Career Totals		8	0	41	156	3.8	18	1	10	117	11.7	33	0



# 2024 MINI BIOS & STATS

## 33 Jordan Mims

Pos.: RB Ht.: 6-0 Wt.: 205 Exp.: 1 College: Fresno State



Regular Season Career GP/GS: (7/0); 2024: (5/0)

**2024 REVIEW: vs. Carolina (9/8):** Rotated in at RB and played on special teams in the season opener. Recorded his first career rushing statistics, finishing with 11 yards on four attempts. **at Dallas (9/15):** Played on special teams. **vs. Philadelphia (9/22):** Played on special teams and had one offensive snap. Recorded one coverage tackle. **at Atlanta (9/29):** Played on special teams. **at Kansas City (10/7):** Played on special teams.

**ADDITIONAL STATS: Special Teams Tackles** — (2023, 1), (2024, 1); **Total: 2.**

33 RB Jordan Mims				Rushing					Receiving				
Date	Opp.	GP	ST	Att	Yds	Avg.	Lg	TD	Rec	Yds	Avg.	Lg	TD
9/8	CAR	X		4	11	2.8	5	0	0	0	0.0	0	0
9/15	@DAL	X		0	0	0.0	0	0	0	0	0.0	0	0
9/22	PHI	X		0	0	0.0	0	0	0	0	0.0	0	0
9/29	@ATL	X		0	0	0.0	0	0	0	0	0.0	0	0
10/7	@KC	X		0	0	0.0	0	0	0	0	0.0	0	0
2024 Season		5	0	4	11	2.8	5	0	0	0	0.0	0	0
Career Totals		7	0	4	11	2.8	5	0	0	0	0.0	0	0

## 87 Foster Moreau

Pos.: TE Ht.: 6-4 Wt.: 250 Exp.: 6 College: LSU



Regular Season Career GP/GS: (81/49); 2024: (5/5)

**2024 REVIEW: vs. Carolina (9/8):** Started, finishing with four receptions for 43 yards and a touchdown, his second TD as a Saint. **at Dallas (9/15):** Started and saw action on special teams. **vs. Philadelphia (9/22):** Started and saw action on special teams, catching one pass for two yards. **at Atlanta (9/29):** Started and played on special teams. **at Kansas City (10/7):** Started and played on special teams, catching two passes for 13 yards and a touchdown. Moreau's touchdown reception was QB Derek Carr's 250<sup>th</sup> career touchdown pass and his second touchdown reception of the season.

**ADDITIONAL STATS: Special Teams Tackles** — (2019, 3), (2020, 2), (2021, 2); **Total: 7.**

**CAREER HIGHS: Receptions** — 7, at Cleveland (12/20/21); **Receiving Yards** — 67, vs. Denver (12/26/21); **Long Reception** — 47t, vs. Indianapolis (12/13/20); **Receiving TDs** — 1 (15x), last at Kansas City (10/7/24).

87 TE Foster Moreau				Receiving				
Date	Opp.	GP	ST	Rec	Yds	Avg.	Lg	TD
9/8	CAR	X	X	4	43	10.8	22	1
9/15	@DAL	X	X	0	0	0.0	0	0
9/22	PHI	X	X	1	2	2.0	2	0
9/29	@ATL	X	X	0	0	0.0	0	0
10/7	@KC	X	X	2	13	6.5	7	1
2024 Season		5	5	7	58	8.3	22	2
Saints Career		20	15	28	251	9.0	23	3
Career Totals		81	49	119	1,358	11.4	47t	15



# 2024 MINI BIOS & STATS

## 12 Chris Olave

Pos.: WR Ht.: 6-0 Wt.: 187 Exp.: 3 College: Ohio State



Regular Season Career GP/GS: (36/25); 2024: (5/5)

**2024 REVIEW:** vs. **Carolina (9/8):** Started, finishing with two catches for 11 yards. at **Dallas (9/15):** Started, caught four passes for 81 yards and rushed one time for seven yards. vs. **Philadelphia (9/22):** Started and led the team in receiving, finishing with six catches for 86 yards and a TD. Olave's TD catch in the fourth quarter was the tenth of his NFL career and his first in the 2024 campaign. at **Atlanta (9/29):** Started and led the team in receiving for the second straight week, finishing with eight receptions for 87 yards. at **Kansas City (10/7):** Made his 25<sup>th</sup> career NFL start and caught two passes for ten yards.

**ADDITIONAL STATS:** Rushing Yards — (2024, 7); **Total: 7**; Two-Point Conversions — (2022, 1), (2023, 1); **Total: 2**.

**CAREER HIGHS:** Receptions — 9 (2x), last at L.A. Rams (12/21/23); Receiving Yards — 147, at Carolina (9/25/22); Long Reception — 53, vs. L.A. Rams (11/20/22); Receiving TDs — 1 (10x), last vs. Philadelphia (9/22/24); Rushing Yards — 7, at Dallas (9/15/24).

12 WR Chris Olave				Receiving				
Date	Opp.	GP	ST	Rec	Yds	Avg.	Lg	TD
9/8	CAR	X	X	2	11	5.5	17	0
9/15	@DAL	X	X	4	81	20.3	39	0
9/22	PHI	X	X	6	86	14.3	29	1
9/29	@ATL	X	X	8	87	10.9	18	0
10/7	@KC	X	X	2	10	5.0	6	0
2024 Season		5	5	22	275	12.5	39	1
Career Totals		36	25	181	2,440	13.5	53t	10

## 58 Anfernee Orji

Pos.: LB Ht.: 6-2 Wt.: 230 Exp.: 1 College: Vanderbilt



Regular Season Career GP/GS: (5/1); 2024: (5/1)

**2024 REVIEW:** vs. **Carolina (9/8):** Rotated in at WLB and played on special teams in his NFL debut, finishing with one defensive tackle and five coverage stops. at **Dallas (9/15):** Rotated in at WLB and played on special teams, recording one coverage tackle. vs. **Philadelphia (9/22):** Rotated in at WLB and played on special teams, finishing with one coverage tackle. at **Atlanta (9/29):** Rotated in at WLB and played on special teams, recording two coverage tackles. at **Kansas City (10/7):** Made his first career NFL start at WLB and played on special teams, finishing with ten tackles (seven solo).

**ADDITIONAL STATS:** Special Teams Tackles — (2024, 9); **Total: 9**.

**CAREER HIGHS:** Tackles — 10, at Kansas City (10/7/24); Solo Tackles — 7, at Kansas City (10/7/24); Special Teams Tackles — 5, vs. Carolina (9/8/24).

58 LB Anfernee Orji												
Date	Opp.	GP	ST	Solo	Ast	Total	Sack/Yds	INT/Yds	PD	FF	FR	
9/8	CAR	X		0	1	1	0.0	0.0	0	0	0	
9/15	@DAL	X		0	0	0	0.0	0.0	0	0	0	
9/22	PHI	X		0	0	0	0.0	0.0	0	0	0	
9/29	@ATL	X		0	0	0	0.0	0.0	0	0	0	
10/7	@KC	X	X	7	3	10	0.0	0.0	0	0	0	
2024 Season		5	1	7	4	11	0.0	0.0	0	0	0	
Career Totals		5	1	7	4	11	0.0	0.0	0	0	0	



# 2024 MINI BIOS & STATS

## 62 Lucas Patrick

Pos.: OL Ht.: 6-3 Wt.: 313 Exp.: 8 College: Duke



Regular Season Career GP/GS: (101/59); 2024: (5/5)

**2024 REVIEW:** vs. **Carolina (9/8):** Started his first game with the Black and Gold at LG. Left the game in the second quarter with a toe injury and did not return. **at Dallas (9/15):** Started at LG and led the effort by New Orleans' offensive line to produce 190 rushing yards and four touchdowns. **vs. Philadelphia (9/22):** Started at LG and moved to C in the first quarter, filling in for the injured Erik McCoy. **at Atlanta (9/29):** Started at LG in his 100<sup>th</sup> career NFL appearance. **at Kansas City (10/7):** Started at C and shifted over to LG in the third quarter.

## 36 Rico Payton

Pos.: CB Ht.: 6-0 Wt.: 182 Exp.: R College: Pittsburg State



Regular Season Career GP/GS: (5/0); 2024: (5/0)

**2024 REVIEW:** vs. **Carolina (9/8):** Rotated in at CB and played on special teams in his NFL debut, finishing with one pass breakup. **at Dallas (9/15):** Played on special teams. **vs. Philadelphia (9/22):** Played on special teams and recorded one coverage tackle, the first of his career. **at Atlanta (9/29):** Played on special teams. **at Kansas City (10/7):** Played on special teams and finished with one coverage stop.

**ADDITIONAL STATS: Special Teams Tackles** — (2024, 2); **Total: 2.**

**CAREER HIGHS: Special Teams Tackles** — 1 (2x), last at Kansas City (10/7/24); **Passes Defensed** — 1, vs. Carolina (9/8/24).

36 CB Rico Payton													
Date	Opp.	GP	ST	Solo	Ast	Total	Sack/Yds	INT/Yds	PD	FF	FR		
9/8	CAR	X		0	0	0	0.0	0.0	0	0	1	0	0
9/15	@DAL	X		0	0	0	0.0	0.0	0	0	0	0	0
9/22	PHI	X		0	0	0	0.0	0.0	0	0	0	0	0
9/29	@ATL	X		0	0	0	0.0	0.0	0	0	0	0	0
10/7	@KC	X											
2024 Season		5	0	0	0	0	0.0	0.0	0	0	1	0	0
Career Totals		5	0	0	0	0	0.0	0.0	0	0	1	0	0

## 70 Trevor Penning

Pos.: T Ht.: 6-7 Wt.: 325 Exp.: 3 College: Northern Iowa



Regular Season Career GP/GS: (28/11); 2024: (5/5)

**2024 REVIEW:** vs. **Carolina (9/8):** Started at RT for the first time in his Saints career in the season opener. **at Dallas (9/15):** Started at RT in his 25<sup>th</sup> career NFL game, and helped lead New Orleans' offensive line to produce 190 rushing yards and four touchdowns. **vs. Philadelphia (9/22):** Started at RT. **at Atlanta (9/29):** Started at RT. **at Kansas City (10/7):** Started at RT.

## 17 A.T. Perry

Pos.: WR Ht.: 6-5 Wt.: 205 Exp.: 2 College: Wake Forest



Regular Season Career GP/GS: (10/3); 2024: (0/0)



# 2024 MINI BIOS & STATS

**2024 REVIEW:** vs. Carolina (9/8): Inactive (hand). at Dallas (9/15): Inactive. vs. Philadelphia (9/22): Inactive. at Atlanta (9/29): Inactive (hamstring). Waived, (10/4).

**CAREER HIGHS:** Receptions — 3, vs. Atlanta (1/7/24); Receiving Yards — 53, vs. Atlanta (1/7/24); Long Reception — 44, vs. Carolina (12/10/23); Receiving TDs — 2, vs. Atlanta (1/7/24).

17 WR A.T. Perry				Receiving				
Date	Opp.	GP	ST	Rec	Yds	Avg.	Lg	TD
9/8	CAR							Inactive
9/15	@DAL							Inactive
9/22	PHI							Inactive
9/29	@ATL							Inactive
2024 Season		0	0	0	0	0.0	0	0
Career Totals		10	3	12	246	20.5	44	4

## 46 Adam Prentice

Pos.: FB Ht.: 6-0 Wt.: 245 Exp.: 4 College: South Carolina



Regular Season Career GP/GS: (36/7); 2024: (5/1)

**2024 REVIEW:** vs. Carolina (9/8): Rotated in on offense and played on special teams. at Dallas (9/15): Rotated in on offense and played on special teams. vs. Philadelphia (9/22): Made his first start of the 2024 season on offense and played on special teams. at Atlanta (9/29): Rotated in on offense and played on special teams, finishing with one coverage tackle, his first of the season and tenth of his career. at Kansas City (10/7): Rotated in on offense and played on special teams, recording one coverage tackle.

**ADDITIONAL STATS:** Special Teams Tackles — (2021, 1); (2022, 3) (2023, 5), (2024, 2); Total: 11.

**CAREER HIGHS:** Receptions — 1, (8x) last at Tampa Bay (12/31/23); Receiving Yards — 10, vs. Buffalo (11/25/21); Long Reception — 10, vs. Buffalo (11/25/21); Rushes — 2, at Cleveland (12/24/22); Rushing Yards — 7, at Tampa Bay (12/31/23); Long Rush — 7, vs. Tampa Bay (12/31/23); Yards From Scrimmage — 14, at Tampa Bay (12/31/23).

46 RB Adam Prentice													
				Rushing					Receiving				
Date	Opp.	GP	ST	Att	Yds	Avg.	Lg	TD	Rec	Yds	Avg.	Lg	TD
9/8	CAR	X		0	0	0.0	0	0	0	0	0.0	0	0
9/15	@DAL	X		0	0	0.0	0	0	0	0	0.0	0	0
9/22	PHI	X	X	0	0	0.0	0	0	0	0	0.0	0	0
9/29	@ATL	X		0	0	0.0	0	0	0	0	0.0	0	0
10/7	@KC	X		0	0	0.0	0	0	0	0	0.0	0	0
2024 Season		5	1	0	0	0.0	0	0	0	0	0.0	0	0
Career Totals		36	7	9	26	2.9	7	0	8	37	4.6	10	0

## 18 Spencer Rattler

Pos.: QB Ht.: 6-0 Wt.: 211 Exp.: R College: South Carolina



Regular Season Career GP/GS: (0/0); 2024: (0/0)

**2024 REVIEW:** vs. Carolina (9/8): Inactive (designated as QB3). at Dallas (9/15): Inactive (designated as QB3). vs. Philadelphia (9/22): Inactive (designated as QB3). at Atlanta (9/29): Inactive (designated as QB3). at Kansas City (10/7): Inactive (designated as QB3).



# 2024 MINI BIOS & STATS

18 QB Spencer Rattler				Passing								Rushing				
Date	Opp.	GP	ST	Comp	Att	Pct.	Yards	TD	INT	Lg	Rating	Att	Yds	Avg.	Lg	TD
9/8	CAR			Inactive												
9/15	@DAL			Inactive												
9/22	PHI			Inactive												
9/29	@ATL			Inactive												
10/7	@KC			Inactive												
2024 Season		0	0	0	0	0	0	0	0	0	0	0	0	0	0	0
Career Totals		0	0	0	0	0	0	0	0	0	0	0	0	0	0	0

## 95 John Ridgeway III

Pos.: DT Ht.: 6-5 Wt.: 321 Exp.: 3 College: Arkansas



Regular Season Career GP/GS: (35/6); 2024: (3/0)

**2024 REVIEW:** vs. **Carolina (9/8):** Inactive. at **Dallas (9/15):** Rotated in at DT in his debut with the Black and Gold. vs. **Philadelphia (9/22):** Rotated in at DT, finishing with one tackle, his first as a Saint. at **Atlanta (9/29):** Inactive. at **Kansas City (10/7):** Rotated in at DT and finished with two tackles.

**CAREER-HIGHS:** Tackles — 6, at N.Y. Giants (10/22/23); Solo Tackles — 3 (3x), last at New England (11/5/23); Passes Defensed — 1 (2x), last at Atlanta (10/15/23); Forced Fumbles — 1, last at Philadelphia (9/25/22).

95 DT John Ridgeway III													
Date	Opp.	GP	ST	Solo	Ast	Total	Sack/Yds	INT/Yds	PD	FF	FR		
9/8	CAR			Inactive									
9/15	@DAL	X		0	0	0	0.0	0.0	0	0	0	0	
9/22	PHI	X		0	1	1	0.0	0.0	0	0	0	0	
9/29	@ATL			Inactive									
10/7	@KC	X		0	2	2	0.0	0.0	0	0	0	0	
2024 Season		3	0	0	3	3	0.0	0.0	0	0	0	0	
Saints Career		3	0	0	3	3	0.0	0.0	0	0	0	0	
Career Totals		35	6	25	33	58	0.0	0.0	0	0	2	1	

## 51 Cesar Ruiz

Pos.: C/G Ht.: 6-4 Wt.: 316 Exp.: 5 College: Michigan



Regular Season Career GP/GS: (64/58); 2024: (3/3)

**2024 REVIEW:** vs. **Carolina (9/8):** Started at RG. Helped lead the Saints offensive line to nine straight scoring drives to start the game, which tied a franchise record, marked the third time the Saints have done it in any game and was the first by the club in a season opener. at **Dallas (9/15):** Started at RG. vs. **Philadelphia (9/22):** Started at RG. at **Atlanta (9/29):** Inactive (knee). at **Kansas City (10/7):** Inactive (knee).

## 64 Nick Saldiveri

Pos.: OL Ht.: 6-6 Wt.: 316 Exp.: 2 College: Old Dominion



Regular Season Career GP/GS: (9/1); 2024: (5/1)

**2024 REVIEW:** vs. **Carolina (9/8):** Played on special teams. at **Dallas (9/15):** Rotated in at LG in the fourth quarter and played on special teams. vs. **Philadelphia (9/22):** Played on special teams and filled in at LG in the third quarter after Cesar Ruiz left the game for one possession. at **Atlanta (9/29):** Played on special teams. at **Kansas City (10/7):** Made his first career NFL start at LG.



# 2024 MINI BIOS & STATS

## 50 Khalen Saunders

Pos.: DT Ht.: 6-0 Wt.: 324 Exp.: 6 College: Western Illinois



Regular Season Career GP/GS: (57/22); 2024: (2/0)

**2024 REVIEW:** vs. Carolina (9/8): Inactive (calf). at Dallas (9/15): Inactive (calf). vs. Philadelphia (9/22): Inactive (calf). at Atlanta (9/29): Rotated in on defense in his season debut and recorded one tackle. at Kansas City (10/7): Made his first start of the 2024 season on defense and finished with seven tackles (two solo), his most as a Saint, and had his first career interception. Saunders' interception was the first by a Saints defensive lineman since DT Malcolm Roach did so against Carolina (9/19/21).

**CAREER-HIGHS:** Tackles — 8, at Indianapolis (9/5/22); Solo Tackles — 3 (5x), last at Houston (10/15/23); Sacks — 1 (4x), last vs. Denver (1/1/23); Tackles for Loss — 1 (4x), last at Minnesota (11/12/23); Quarterback Hits — 2, at Indianapolis (9/25/22); Interceptions — 1, at Kansas City (10/7/24); Passes Defensed — 1 (4x), last at Kansas City (10/7/24).

50 DT Khalen Saunders												
Date	Opp.	GP	ST	Solo	Ast	Total	Sack/Yds	INT/Yds	PD	FF	FR	
9/8	CAR	Inactive										
9/15	@DAL	Inactive										
9/22	PHI	Inactive										
9/29	@ATL	X		0	1	1	0.0	0.0	0	0	0	0
10/7	@KC	X		2	5	7	0.0	0.0	1	37	0	0
2024 Season		2	0	2	6	8	0.0	0.0	1	37	0	0
Saints Career		19	17	26	39	65	0.0	0.0	1	37	1	0
Career Totals		57	22	66	80	146	4.5	22.5	1	37	3	0

## 22 Rashid Shaheed

Pos.: WR/RS Ht.: 6-0 Wt.: 180 Exp.: 3 College: Weber State



Regular Season Career GP/GS: (32/18); 2024: (5/4)

**2024 REVIEW:** vs. Carolina (9/8): Started and handled the return duties, finishing with a team-high 73 receiving yards on three catches, including a 59-yard touchdown reception that marked the longest play of the game. Including 60 punt return yards, sparked by a 47-yard runback and a 33-yard kickoff return, Shaheed finished with 163 all-purpose yards to open the season. at Dallas (9/15): Started and handled the return duties, leading the team in receiving with 96 yards on four catches, including a career-long 70-yard touchdown reception in the first quarter, and rushed three times for 13 yards. vs. Philadelphia (9/22): Started and handled the return duties. at Atlanta (9/29): Started and handled the return duties, finishing with a career-high eight catches for 83 yards, two rushes for 14 yards, two punt returns for 17 yards, and three kickoff returns for 75 yards. Shaheed now has 609 career punt return yards, surpassing Eric Guliford for ninth place in Saints history. at Kansas City (10/7): Rotated in on offense and handled the return duties, finishing with four catches for a team-high 86 yards and a touchdown, also adding one punt return for ten yards and one kick return for a career-long 38 yards. Shaheed's second quarter touchdown catch from 43 yards out was his ninth of 40+ yards, good for second best in the NFL. Shaheed also now has 619 career punt return yards, surpassing Rich Mauti to move into eighth place in Saints history.

**ADDITIONAL STATS:** Punt Returns TDs — (2023, 1); Total: 1.

**CAREER HIGHS:** Receptions — 8, at Atlanta (9/29/24); Receiving Yards — 153, at Indianapolis (10/29/23); Long Reception — 70t, at Dallas (9/15/24); Receiving TDs — 1 (7x), last at Dallas (9/15/24); Rushing Attempts — 3, at Dallas (9/15/24), Rushing Yards — 44, vs. Cincinnati (10/16/22); Punt Returns — 4 (2x), last at Indianapolis (10/29/23); Punt Return Yards — 76, at Green Bay (9/24/23); Long Punt Return — 76t, at Green Bay (9/24/23); Kickoff Returns — 5, vs. Tennessee (9/10/23); Kickoff Return Yards — 110, vs. Tennessee (9/10/23); Long Kickoff



# 2024 MINI BIOS & STATS

**Return** — 38, at Kansas City (10/7/24); **All-Purpose Yards (Rushing, Receiving, Kickoff Return, Punt Return)** — 216, vs. Tennessee (9/10/23).

22 WR/RS Rashid Shaheed																									
		Rushing							Receiving						Punt Returns						Kickoff Returns				
Date	Opp.	GP	ST	Att	Yds	Avg.	Lg	TD	Rec	Yds	Avg.	Lg	TD	Ret	Yds	Avg.	Lg	TD	Ret	Yds	Avg.	Lg	TD		
9/8	CAR	X	X	0	0	0.0	0	0	3	73	24.3	59t	1	3	60	20.0	47	0	1	33	33.0	33	0		
9/15	@DAL	X	X	3	13	4.3	7	0	4	96	24.0	70t	1	0	0	0.0	0	0	0	0	0.0	0	0		
9/22	PHI	X	X	0	0	0.0	0	0	0	0	0.0	0	0	0	0	0.0	0	0	0	0	0.0	0	0		
9/29	@ATL	X	X	2	14	7.0	13	0	8	83	10.4	25	0	2	17	8.5	17	0	3	75	25.0	33	0		
10/7	@KC	X		0	0	0.0	0	0	4	86	21.5	43t	1	1	10	10.0	10	0	1	38	38.0	38	0		
2024 Season		5	4	5	27	5.4	13	0	19	338	17.8	70t	3	6	87	14.5	47	0	5	146	29.2	38	0		
Career Totals		32	18	16	121	7.6	44t	1	93	1,545	16.6	70t	10	51	619	12.1	76t	1	37	850	23.0	38	0		

## 93 Nathan Shepherd

**Pos.:** DT **Ht.:** 6-4 **Wt.:** 315 **Exp.:** 7 **College:** Fort Hayes State



**Regular Season Career GP/GS:** (95/34); **2024:** (5/5)

**2024 REVIEW:** vs. **Carolina (9/8):** Started, finishing with four tackles (three solo), including one stop for a loss. **at Dallas (9/15):** Started and recorded three tackles (one solo). **vs. Philadelphia (9/22):** Started and finished with three tackles (two solo). **at Atlanta (9/29):** Started and played on special teams, recording one tackle and one QB hit. **at Kansas City (10/7):** Started and finished with three tackles (one solo).

**CAREER HIGHS:** **Tackles** — 7, vs. Carolina (12/10/23); **Solo Tackles** — 4, vs. Carolina (12/10/23); **Sacks** — 1 (7x), last vs. Atlanta (1/7/24); **Tackles for Loss** — 2, at L.A. Rams (12/20/20); **Quarterback Hits** — 2 (3x), last at L.A. Rams (12/21/23).

93 DT Nathan Shepherd													
Date	Opp.	GP	ST	Solo	Ast	Total	Sack/Yds	INT/Yds	PD	FF	FR		
9/8	CAR	X	X	3	1	4	0.0	0.0	0	0	0	0	0
9/15	@DAL	X	X	1	2	3	0.0	0.0	0	0	0	0	0
9/22	PHI	X	X	2	1	3	0.0	0.0	0	0	0	0	0
9/29	@ATL	X	X	0	1	1	0.0	0.0	0	0	0	0	0
10/7	@KC	X	X	1	2	3	0.0	0.0	0	0	0	0	0
2024 Season		5	5	7	7	14	0.0	0.0	0	0	0	0	0
Saints Career		22	22	33	31	64	3.0	20.0	0	0	0	0	0
Career Totals		95	34	85	83	168	9.0	75.0	0	0	0	0	0

## 44 Isaiah Stalbird

**Pos.:** LB **Ht.:** 6-1 **Wt.:** 215 **Exp.:** R **College:** South Dakota State



**Regular Season Career GP/GS:** (3/0); **2024:** (3/0)

**2024 REVIEW:** **at Dallas (9/15):** Gameday elevation from the practice squad. Played on special teams in his NFL debut, recording one coverage tackle. **vs. Philadelphia (9/22):** Gameday elevation from the practice squad. Played on special teams, finishing with one coverage tackle. **at Kansas City (10/7):** Gameday elevation from the practice squad. Played on special teams and recorded one coverage tackle.

**ADDITIONAL STATS:** **Special Teams Tackles** — (2024, 3); **Total:** 3.





# 2024 MINI BIOS & STATS

44 LB Isaiah Stalbird												
Date	Opp.	GP	ST	Solo	Ast	Total	Sack/Yds	INT/Yds	PD	FF	FR	
9/15	@DAL	X		0	0	0	0.0	0.0	0	0	0	0
9/22	PHI	X		0	0	0	0.0	0.0	0	0	0	0
10/7	@KC	X		0	0	0	0.0	0.0	0	0	0	0
2024 Season		3	0	0	0	0	0.0	0.0	0	0	0	0
Career Totals		3	0	0	0	0	0.0	0.0	0	0	0	0

## 1 Alontae Taylor

Pos.: CB Ht.: 6-1 Wt.: 199 Exp.: 3 College: Tennessee



Regular Season Career GP/GS: (35/25); 2024: (5/3)

**2024 REVIEW: vs. Carolina (9/8):** Rotated in at NCB and led the team in tackles, recording six stops (5 solo), one pass breakup, and three sacks. Taylor became the first Saints defensive back to ever record three sacks in a game and sparked the Saints defense to a statement win in the opener, holding Carolina to 193 yards (135 passing and 58 rushing) and 3.5 yards per play. **at Dallas (9/15):** Started at NCB and led the team in tackles for the second consecutive week, recording a career-high nine stops (seven solo), including one stop for a loss. **vs. Philadelphia (9/22):** Rotated in at NCB, finishing with four tackles (two solo), one pass breakup, a forced fumble, and a half-sack. Taylor's forced fumble was the first of his career. **at Atlanta (9/29):** Started at NCB and finished with four solo tackles and two pass breakups. **at Kansas City (10/7):** Made his 25<sup>th</sup> career start at NCB and recorded five tackles (four solo) with two stops for a loss and one forced fumble.

**ADDITIONAL STATS: Special Teams Tackles** — (2022, 1); **Total: 1.**

**CAREER HIGHS: Tackles** — 9, at Dallas (9/15/24); **Solo Tackles** — 7, at Dallas (9/15/24); **Tackles for Loss** — 3, vs. Carolina (9/8/24); **Interceptions** — 1 (2x), vs. Atlanta (1/7/24) and at Tampa Bay (12/31/23); **Passes Defensed** — 5, at Green Bay (9/24/23); **Forced Fumbles** — 1 (2x), at Kansas City (10/7/24) and vs. Philadelphia (9/22/24); **Sacks** — 3 (franchise record for DBs), vs. Carolina (9/8/24); **Quarterback Hits** — 3, vs. Carolina (9/8/24); **Special Teams Tackles** — 1, at Cleveland (12/24/22).

1 CB Alontae Taylor													
Date	Opp.	GP	ST	Solo	Ast	Total	Sack/Yds	INT/Yds	PD	FF	FR		
9/8	CAR	X		5	1	6	3.0	26.0	0	0	1	0	0
9/15	@DAL	X	X	7	2	9	0.0	0.0	0	0	0	0	0
9/22	PHI	X		2	2	4	0.5	4.0	0	0	1	1	0
9/29	@ATL	X	X	4	0	4	0.0	0.0	0	0	2	0	0
10/7	@KC	X	X	4	1	5	0.0	0.0	0	0	1	0	0
2024 Season		5	3	22	6	28	3.5	30.0	0	0	4	2	0
Career Totals		35	25	116	32	148	4.5	44.0	2	16	29	2	0

## 84 Mason Tipton

Pos.: WR Ht.: 5-11 Wt.: 187 Exp.: R College: Yale



Regular Season Career GP/GS: (5/0); 2024: (5/0)

**2024 REVIEW: vs. Carolina (9/8):** Rotated in on offense in his NFL debut, catching one pass for six yards. **at Dallas (9/15):** Rotated in on offense. **vs. Philadelphia (9/22):** Rotated in on offense and finished with two receptions for 11 yards. **at Atlanta (9/29):** Rotated in on offense and caught one pass for six yards. **at Kansas City (10/7):** Rotated in on offense and caught one pass for two yards.



# 2024 MINI BIOS & STATS

84 WR Mason Tipton									
				Receiving					
Date	Opp.	GP	ST	Rec	Yds	Avg.	Lg	TD	
9/8	CAR	X		1	6	6.0	6	0	
9/15	@DAL	X		0	0	0.0	0	0	
9/22	PHI	X		2	11	5.5	6	0	
9/29	@ATL	X		1	6	6.0	6	0	
10/7	@KC	X		1	2	2.0	2	0	
2024 Season		5	0	5	25	5.0	6	0	
Career Totals		5	0	5	25	5.0	6	0	

## 98 Payton Turner

Pos.: DE Ht.: 6-6 Wt.: 270 Exp.: 4 College: Houston



Regular Season Career GP/GS: (19/0); 2024: (4/0)

**2024 REVIEW:** vs. **Carolina (9/8):** Rotated in at DE and played on special teams, finishing with one pass breakup, the first of his NFL career. **at Dallas (9/15):** Rotated in at DE and played on special teams. **vs. Philadelphia (9/22):** Rotated in at DE and played on special teams, finishing with one coverage tackle, the first of his NFL career. **at Atlanta (9/29):** Rotated in at DE and played on special teams, recording three tackles, one forced fumble, the first of his career, and a sack, his first of the season. **at Kansas City (10/7):** Inactive (knee).

**ADDITIONAL STATS:** Blocked Field Goals — (2022, 1); **Total: 1;** Special Teams Tackles — (2024, 1); **Total: 1.**

**CAREER HIGHS:** Tackles — 5 (2x), at Carolina (9/19/21) and at Pittsburgh (11/13/22); Solo Tackles — 4, at Carolina (9/19/21) and at Pittsburgh (11/13/22); Sacks — 2, vs. Las Vegas (10/30/22); Tackles for Loss — 3, at Carolina (9/19/21); Quarterback Hits — 2 (3x), last vs. Atlanta (1/7/24); Passes Defensed — 1, vs. Carolina (9/8/24); Forced Fumbles — 1, at Atlanta (9/29/24); Fumble Recoveries — 1, vs. Atlanta (1/7/24).

98 DE Payton Turner													
Date	Opp.	GP	ST	Solo	Ast	Total	Sack/Yds	INT/Yds	PD	FF	FR		
9/8	CAR	X		0	0	0	0.0	0.0	0	0	1	0	0
9/15	@DAL	X		0	0	0	0.0	0.0	0	0	0	0	0
9/22	PHI	X		0	0	0	0.0	0.0	0	0	0	0	0
9/29	@ATL	X		2	1	3	1.0	11.0	0	0	0	1	0
10/7	@KC	Inactive											
2024 Season		4	0	2	1	3	1.0	11.0	0	0	1	1	0
Career Totals		19	0	22	10	32	4.0	30.0	0	0	1	1	1

## 74 Oli Udoh

Pos.: OL Ht.: 6-6 Wt.: 320 Exp.: 6 College: Elon



Regular Season Career GP/GS: (47/18); 2024: (4/0)

**2024 REVIEW:** vs. **Carolina (9/8):** Rotated in at RG and played on special teams in his Saints debut. **at Dallas (9/15):** Rotated in at RG in the fourth quarter and played on special teams. **vs. Philadelphia (9/22):** Played on special teams and filled in at RG for one possession in the third quarter after Cesar Ruiz left the game for medical evaluation. **at Atlanta (9/29):** Rotated in at T in the jumbo package and played on special teams. **at Kansas City (10/7):** Dressed but did not play.



# 2024 MINI BIOS & STATS

## 91 Kendal Vickers

Pos.: DT Ht.: 6-3 Wt.: 295 Exp.: 3 College: Tennessee



Regular Season Career GP/GS: (27/2); 2024: (1/0)

2024 REVIEW: vs. Carolina (9/8): Gameday elevation from the practice squad. Finished with two tackles (one solo).

CAREER HIGHS: Tackles — 4, vs. Arizona (9/18/22); Solo Tackles — 2, vs. Kansas City (11/22/20); Sacks — 1 (2x), last vs. Miami (12/26/20); Tackles for Loss — 1 (3x), last vs. Miami (12/26/20); Quarterback Hits — 2, vs. L.A. Chargers (12/17/20).

91 DT Kendal Vickers												
Date	Opp.	GP	ST	Solo	Ast	Total	Sack/Yds	INT/Yds	PD	FF	FR	
9/8	CAR	X		1	1	2	0.0	0.0	0	0	0	0
2024 Season		1	0	1	1	2	0.0	0.0	0	0	0	0
Saints Career		1	0	1	1	2	0.0	0.0	0	0	0	0
Career Totals		27	2	11	13	24	2.0	14.0	0	0	0	0

## 20 Pete Werner

Pos.: LB Ht.: 6-3 Wt.: 242 Exp.: 4 College: Ohio State



Regular Season Career GP/GS: (47/39); 2024: (4/4)

2024 REVIEW: vs. Carolina (9/8): Started at WLB in the season opener, finishing with two tackles (one solo). at Dallas (9/15): Started at WLB and recorded eight tackles (five solo). vs. Philadelphia (9/22): Started at WLB and finished with five tackles (three solo). at Atlanta (9/29): Made his second career start at MLB in place of the injured Demario Davis and recorded six tackles (three solo). at Kansas City (10/7): Inactive (groin).

ADDITIONAL STATS: Special Teams Tackles — (2021, 2), (2022, 1); Total: 3.

CAREER HIGHS: Tackles — 13, at Washington (10/10/21); Solo Tackles — 11, at Atlanta (9/11/22); Sacks — 0.5, at Atlanta (11/26/23); Tackles for Loss — 2 (2x), last at L.A. Rams (12/21/23); Quarterback Hits — 1 (2x), last vs. Tennessee (9/10/23); Passes Defensed — 1 (4x), last at New England (10/8/23); Interceptions — 1, at New England (10/8/23); Forced Fumbles — 1 (2x), last vs. Seattle (10/9/22); Fumble Recoveries — 1 (2x), vs. Carolina (12/10/23) and vs. Chicago (11/5/23).

20 LB Pete Werner												
Date	Opp.	GP	ST	Solo	Ast	Total	Sack/Yds	INT/Yds	PD	FF	FR	
9/8	CAR	X	X	1	1	2	0.0	0.0	0	0	0	
9/15	@DAL	X	X	5	3	8	0.0	0.0	0	0	0	
9/22	PHI	X	X	3	2	5	0.0	0.0	0	0	0	
9/29	@ATL	X	X	3	3	6	0.0	0.0	0	0	0	
10/7	@KC	Inactive										
2024 Season		4	4	12	9	21	0.0	0.0	0	0	0	
Career Totals		47	39	163	89	252	0.5	4.0	1	0	4	

## 21 Jamaal Williams

Pos.: RB Ht.: 6-0 Wt.: 224 Exp.: 8 College: BYU



Regular Season Career GP/GS: (108/44); 2024: (5/0)



# 2024 MINI BIOS & STATS

**2024 REVIEW: vs. Carolina (9/8):** Rotated in on offense and played on special teams, finishing with 11 carries for 38 yards and a TD, one reception for 13 yards, and one kickoff return for 32 yards. **at Dallas (9/15):** Rotated in on offense and played on special teams, finishing with 39 yards on eight rushing attempts. Williams surpassed 4,000 career rushing yards on Sunday, now having 4,035 in his eight-year career. **vs. Philadelphia (9/22):** Rotated in on offense and played on special teams, finishing with one rush for a loss of one and one catch for no gain. **at Atlanta (9/29):** Rotated in on offense and played on special teams, finishing with three carries for 11 yards and two receptions for eight yards. **at Kansas City (10/7):** Rotated in on offense and played on special teams, finishing with two carries for nine yards and returned two kicks for 47 yards.

**ADDITIONAL STATS: Two-Point Conversions** — (2020, 2), (2022, 1); **Total: 3.**

**CAREER HIGHS: Receptions** — 8 (2x), vs. Atlanta (10/5/20) and vs. San Francisco (9/12/21); **Receiving Yards** — 95, vs. Atlanta (10/5/20); **Long Reception** — 54t, at Pittsburgh (11/26/17); **Receiving TDs** — 1 (8x), last at Indianapolis (11/22/20); **Rushes** — 24, vs. Green Bay (11/6/22); **Rushing Yards** — 144, vs. Chicago (1/1/23); **Long Rush** — 58, vs. Chicago (1/1/23); **Rushing TDs** — 3, at N.Y. Giants (11/20/22); **Total TDs** — 3, at N.Y. Giants (11/20/22); **Total Yards From Scrimmage** — 157, vs. Chicago (1/1/23).

21 RB Jamaal Williams													
				Rushing					Receiving				
Date	Opp.	GP	ST	Att	Yds	Avg.	Lg	TD	Rec	Yds	Avg.	Lg	TD
9/8	CAR	X		11	38	3.5	14t	1	1	13	13.0	13	0
9/15	@DAL	X		8	39	4.9	11	0	0	0	0.0	0	0
9/22	PHI	X		1	-1	-1.0	-1	0	1	0	0.0	0	0
9/29	@ATL	X		3	11	3.7	4	0	2	8	4.0	4	0
10/7	@KC	X		2	9	4.5	9	0	0	0	0.0	0	0
2024 Season		5	0	25	96	3.8	14t	1	4	21	5.3	13	0
Saints Career		18	4	131	402	3.1	17	2	22	83	3.8	13	0
Career Totals		108	44	1,046	4,054	3.9	58	32	182	1,274	7.0	54t	8

## 11 Cedrick Wilson Jr.

**Pos.:** WR **Ht.:** 6-2 **Wt.:** 197 **Exp.:** 7 **College:** Boise State



**Regular Season Career GP/GS:** (73/7); **2024:** (5/0)

**2024 REVIEW: vs. Carolina (9/8):** Rotated in on offense and played on special teams in his Saints debut, recording one coverage tackle. **at Dallas (9/15):** Rotated in on offense and played on special teams, finishing with one coverage tackle. Left the game in the second quarter (abdomen) and did not return. **vs. Philadelphia (9/22):** Rotated in on offense and played on special teams, finishing with one catch for three yards, his first as a Saint. **at Atlanta (9/29):** Rotated in on offense and played on special teams. **at Kansas City (10/7):** Rotated in on offense and played on special teams, recording one coverage tackle.

**ADDITIONAL STATS: Special Teams Tackles** — (2020, 1), (2021, 1), (2024, 3); **Total: 5.**

**CAREER HIGHS: Receptions** — 7, vs. Las Vegas (11/25/21); **Receiving Yards** — 119, at Philadelphia (1/8/22); **Long Reception** — 73t, at Minnesota (10/31/21); **Receiving TDs** — 2 (2x), last at Philadelphia (1/8/22).



# 2024 MINI BIOS & STATS

11 WR Cedrick Wilson Jr.									
				Receiving					
Date	Opp.	GP	ST	Rec	Yds	Avg.	Lg	TD	
9/8	CAR	X		0	0	0.0	0	0	
9/15	@DAL	X		0	0	0.0	0	0	
9/22	PHI	X		1	3	3.0	3	0	
9/29	@ATL	X		0	0	0.0	0	0	
10/7	@KC	X		0	0	0.0	0	0	
<b>2024 Season</b>		5	0	1	3	3.0	0	0	
<b>Saints Career</b>		5	0	1	3	3.0	0	0	
<b>Career Totals</b>		73	7	102	1,272	12.5	73t	11	

## 49 Zach Wood

Pos.: LS Ht.: 6-3 Wt.: 255 Exp.: 8 College: SMU



Regular Season Career GP: (120); 2024: (5)

**2024 REVIEW:** vs. **Carolina (9/8):** Handled the snapping duties. at **Dallas (9/15):** Handled the snapping duties. vs. **Philadelphia (9/22):** Handled the snapping duties. at **Atlanta (9/29):** Handled the snapping duties. at **Kansas City (10/7):** Handled the snapping duties. Wood played in his 120<sup>th</sup> game on Monday night and moved into a tie with linebacker Vaughan Johnson for 32<sup>nd</sup> all-time for games played as a Saint.

**ADDITIONAL STATS: Special Teams Tackles** — (2018, 1), (2022, 4), (2023, 2); **Total: 7.**

## 99 Chase Young

Pos.: DE Ht.: 6-5 Wt.: 265 Exp.: 5 College: Ohio State



Regular Season Career GP/GS: (48/32); 2024: (5/0)

**2024 REVIEW:** vs. **Carolina (9/8):** Rotated in at DE in his Saints debut, recording two QB hits. at **Dallas (9/15):** Rotated in at DE, finishing with four tackles (two solo), two QB hits, and a half-sack, his first as a Saint. vs. **Philadelphia (9/22):** Rotated in at DE and recorded four tackles (one solo) with three QB hits, tying a career-high. at **Atlanta (9/29):** Rotated in at DE and finished with three solo tackles, including one stop for a loss, and one QB hit. at **Kansas City (10/7):** Rotated in at DE and recorded three tackles (two solo) with two QB hits and a sack, his first full sack as a member of the Black and Gold.

**CAREER HIGHS: Tackles** — 6 (2x), last at San Francisco (12/13/20); **Solo Tackles** — 5, vs. Dallas (10/25/20); **Tackles for Loss** — 3, at N.Y. Giants (10/22/23); **Sacks** — 2, at N.Y. Giants (10/22/23); **Quarterback Hits** — 3 (3x), last vs. Philadelphia (9/22/24); **Passes Defensed** — 2, at San Francisco (12/13/20); **Forced Fumbles** — 1 (6x), last at Denver (10/31/21); **Fumble Recoveries** — 1 (3x), last at Philadelphia (1/3/21).

99 DE Chase Young												
Date	Opp.	GP	ST	Solo	Ast	Total	Sack/Yds	INT/Yds	PD	FF	FR	
9/8	CAR	X		0	0	0	0.0	0.0	0	0	0	0
9/15	@DAL	X		2	2	4	0.5	3.0	0	0	0	0
9/22	PHI	X		1	3	4	0.0	0.0	0	0	0	0
9/29	@ATL	X		3	0	3	0.0	0.0	0	0	0	0
10/7	@KC	X		2	1	3	1.0	6.0	0	0	0	0
<b>2024 Season</b>		5	0	8	6	14	1.5	9.0	0	0	0	0
<b>Saints Career</b>		5	0	8	6	14	1.5	9.0	0	0	0	0
<b>Career Totals</b>		48	32	75	39	114	18.0	96.0	0	0	9	6



# 2024 MINI BIOS & STATS

**67 Landon Young**

**Pos.:** T **Ht.:** 6-7 **Wt.:** 321 **Exp.:** 4 **College:** Kentucky



**Regular Season Career GP/GS:** (44/9); **2024:** (5/2)

**2024 REVIEW:** **vs. Carolina (9/8):** Rotated in at LG in place of injured Lucas Patrick and played on special teams in the season opener. **at Dallas (9/15):** Rotated in at LT in the fourth quarter and played on special teams. **vs. Philadelphia (9/22):** Rotated in at T in the jumbo package and played on special teams. **at Atlanta (9/29):** Started at RG for the first time in his career in place of the injured Cesar Ruiz and played on special teams. **at Kansas City (10/7):** Started at RG and played on special teams.

**CHIEFS  
NUMERICAL**



No.	Player	Pos.
1	Xavier Worthy	WR
2	Joshua Williams	CB
4	Rashee Rice	WR
6	Bryan Cook	S
7	Harrison Butker	K
9	Juju Smith-Schuster	WR
11	Carson Wentz	QB
12	Jared Wiley	TE
13	Nazeeh Johnson	SE
14	Matt Araiza	P
15	Patrick Mahomes	QB
17	Mecole Hardman	WR
20	Justin Reid	S
21	Jaden Hicks	DB
22	Trent McDuffie	CB
23	Drue Tranquill	LB
24	Skyy Moore	WR
27	Chamarri Conner	DB
29	Kareem Hunt	RB
30	Chris Roland-Wallace	CB
32	Nick Bolton	LB
34	Samaje Perine	RB
35	Jaylen Watson	CB
41	James Winchester	LS
42	Carson Steele	FB
43	Jack Cochrane	LB
44	Cam Jones	LB
48	Cole Christiansen	LB
51	Mike Danna	DE
52	Creed Humphrey	C
54	Leo Chenal	LB
56	George Karlaftis	DE
60	Hunter Nourzad	OL
61	C.J. Hanson	OL
62	Joe Thuney	G
64	Wanya Morris	OL
65	Trey Smith	G
66	Mike Caliendo	OL
69	Mike Pennel	NT
74	Jawaan Taylor	T
75	Ethan Driskell	T
76	Kingsley Suamataia	T
83	Noah Gray	TE
84	Justin Watson	WR
87	Travis Kelce	TE
91	Derrick Nnadi	DT
92	Marlon Tuipulotu	DT
94	Malik Herring	DE
95	Chris Jones	DT
97	Felix Anudike-Uzomah	DE
98	Tershawn Wharton	DT
99	Cameron Thomas	DE

**KANSAS CITY CHIEFS VS. NEW ORLEANS SAINTS**

MONDAY, OCTOBER 7, 2024 • 7:15 P.M. CDT  
GEHA FIELD AT ARROWHEAD STADIUM • 73,426 • KANSAS CITY, MO.

**CHIEFS OFFENSE**

<b>WR</b> 4 Rashee Rice	<u>1 Xavier Worthy</u>	9 Juju Smith-Schuster
<b>LT</b> 64 Wanya Morris	<u>76 Kingsley Suamataia</u>	<u>75 Ethan Driskell</u>
<b>LG</b> 62 Joe Thuney	66 Mike Caliendo	<u>61 C.J. Hanson</u>
<b>C</b> 52 Creed Humphrey	<u>60 Hunter Nourzad</u>	66 Mike Caliendo
<b>RG</b> 65 Trey Smith	<u>61 C.J. Hanson</u>	<u>60 Hunter Nourzad</u>
<b>RT</b> 74 Jawaan Taylor	<u>75 Ethan Driskell</u>	64 Wanya Morris
<b>TE</b> 87 Travis Kelce	83 Noah Gray	<u>12 Jared Wiley</u>
<b>QB</b> 15 Patrick Mahomes	11 Carson Wentz	
<b>RB</b> 34 Samaje Perine	29 Kareem Hunt	
<b>FB</b> <u>42 Carson Steele</u>		
<b>WR</b> 84 Justin Watson	24 Skyy Moore	17 Mecole Hardman

**SAINTS DEFENSE**

<b>RDE</b> 96 Carl Granderson	<b>-or-</b> 99 Chase Young	55 Isaiah Foskey
<b>DT</b> 50 Khalen Saunders	<u>97 Khristian Boyd</u>	
<b>DT</b> 93 Nathan Shepherd	90 Bryan Bresee	95 John Ridgeway III
<b>LDE</b> 94 Cameron Jordan	98 Payton Turner	
<b>WILL</b> 20 Pete Werner	58 Anfernee Orji	
<b>MLB</b> 56 Demario Davis	52 D'Marco Jackson	
<b>SAM</b> 6 Willie Gay Jr.	58 Anfernee Orji	<u>53 Jaylan Ford</u>
<b>LCB</b> 29 Paulson Adebo	1 Alontae Taylor	<u>36 Rico Payton</u>
<b>SS</b> 5 Will Harris	48 J.T. Gray	
<b>FS</b> 32 Tyrann Mathieu	31 Jordan Howden	
<b>RCB</b> 23 Marshon Lattimore	<u>14 Kool-Aid McKinstry</u>	

**CHIEFS SPECIALISTS**

<b>K</b> 7 Harrison Butker		
<b>H</b> 14 Matt Araiza		
<b>P</b> 14 Matt Araiza		
<b>LS</b> 41 James Winchester		
<b>PR</b> <u>1 Xavier Worthy</u>	17 Mecole Hardman	24 Skyy Moore
<b>KR</b> 17 Mecole Hardman	24 Skyy Moore	<u>42 Carson Steele</u>

**CHIEFS PRONUNCIATION GUIDE**

Felix Anudike-Uzomah	ANN-you-DEE-kay ew-ZAH-muh
Matt Araiza	uh-RIZE-uh
Mike Caliendo	cali-en-DOE
Leo Chenal	shuh-NELL
Jack Cochrane	kok-ruh n
Chamarri Conner	chuh-MAR-ee
Mike Danna	DAN-ah
Mecole Hardman	MUH-cole
Nazeeh Johnson	nah-ZEE
Wanya Morris	WAHN-yay
Derrick Nnadi	NAH-dee
Hunter Nourzad	NOR-zad
Mike Pennel	puh-NELL
Samaje Perine	suh-MAH-jay PEE-rine
Rashee Rice	rah-she
Kingsley Suamataia	SUA-ma-TAIA
Joe Thuney	TOO-nee
Marlon Tuipulotu	TOO-ee-poo-LOE-too
Tershawn Wharton	WAR-ton

**CHIEFS DEFENSE**

<b>DE</b> 56 George Karlaftis	94 Malik Herring	99 Cameron Thomas
<b>DT</b> 95 Chris Jones	91 Derrick Nnadi	92 Marlon Tuipulotu
<b>DT</b> 98 Tershawn Wharton	69 Mike Pennel	
<b>DE</b> 51 Mike Danna	97 Felix Anudike-Uzomah	
<b>LB</b> 32 Nick Bolton	43 Jack Cochrane	
<b>LB</b> 23 Drue Tranquill	48 Cole Christiansen	
<b>LB</b> 54 Leo Chenal	44 Cam Jones	
<b>CB</b> 22 Trent McDuffie	13 Nazeeh Johnson	
<b>CB</b> 35 Jaylen Watson	2 Joshua Williams	
<b>S</b> 20 Justin Reid	<u>21 Jaden Hicks</u>	<u>30 Chris Roland-Wallace</u>
<b>S</b> 6 Bryan Cook	27 Chamarri Conner	

**SAINTS OFFENSE**

<b>WR</b> 12 Chris Olave	17 A.T. Perry	<u>16 Bub Means</u>
<b>LT</b> <u>75 Taliase Fuaga</u>	74 Olisaemeka Udoh	
<b>LG</b> 67 Landon Young	64 Nick Saldiveri	
<b>C</b> 62 Lucas Patrick	66 Shane Lemieux	
<b>RG</b> 51 Cesar Ruiz	66 Shane Lemieux	
<b>RT</b> 70 Trevor Penning	74 Olisaemeka Udoh	
<b>TE</b> 87 Foster Moreau	83 Juwan Johnson	
<b>TE</b> 7 Taysom Hill	<u>85 Dallin Holker</u>	
<b>WR</b> 22 Rashid Shaheed	11 Cedrick Wilson Jr.	<u>84 Mason Tipton</u>
<b>QB</b> 4 Derek Carr	3 Jake Haener	<b>-or-</b> <u>18 Spencer Rattler</u>
<b>RB</b> 41 Alvin Kamara	21 Jamaal Williams	33 Jordan Mims
<b>FB</b> 46 Adam Prentice		

**SAINTS SPECIALISTS**

<b>P</b> <u>43 Matthew Hayball</u>		
<b>K</b> 19 Blake Grupe		
<b>KO</b> 19 Blake Grupe		
<b>LS</b> 49 Zach Wood		
<b>H</b> <u>43 Matthew Hayball</u>		
<b>PR</b> 22 Rashid Shaheed	<u>84 Mason Tipton</u>	
<b>KR</b> 22 Rashid Shaheed	21 Jamaal Williams	

**SAINTS PRONUNCIATION GUIDE**

Paulson Adebo	uh-DEE-bow
Bryan Bresee	bruh-ZEE
Demario Davis	duh-MAR-ee-oh
Isaiah Foskey	FAW-skee
Taliase Fuaga	tah-lee-ESS-ay / foo-AH-gah
Blake Grupe	GROOP-ee
Jake Haener	HAY-ner
Dallin Holker	DAL-in / HOLE-ker
Alvin Kamara	kuh-MAIR-Uh
Tyrann Mathieu	Ty-ren / MATH-you
Foster Moreau	MORE-oh
Chris Olave	oh-LAH-vay
Cesar Ruiz	SEE-zarr / ROO-eez
Khalen Saunders	KAWL-en
Rashid Shaheed	rah-SHEED / shah-HEED
Alontae Taylor	uh-LAWN-tay
Olisaemeka Udoh	OH-lee-suh-MEE-kah / OO-doe

**SAINTS  
NUMERICAL**



No.	Player	Pos.
1	Alontae Taylor	CB
3	Jake Haener	QB
4	Derek Carr	QB
5	Will Harris	DB
6	Willie Gay Jr.	LB
7	Taysom Hill	TE
11	Cedrick Wilson Jr.	WR
12	Chris Olave	WR
14	Kool-Aid McKinstry	CB
16	Bub Means	WR
17	A.T. Perry	WR
18	Spencer Rattler	QB
19	Blake Grupe	K
20	Pete Werner	LB
21	Jamaal Williams	RB
22	Rashid Shaheed	WR/RS
23	Marshon Lattimore	CB
29	Paulson Adebo	CB
31	Jordan Howden	DB
32	Tyrann Mathieu	S
33	Jordan Mims	RB
36	Rico Payton	CB
41	Alvin Kamara	RB
43	Matthew Hayball	P
46	Adam Prentice	FB
48	J.T. Gray	DB
49	Zach Wood	LS
50	Khalen Saunders	DT
51	Cesar Ruiz	C/G
52	D'Marco Jackson	LB
53	Jaylan Ford	LB
55	Isaiah Foskey	DE
56	Demario Davis	LB
58	Anfernee Orji	LB
62	Lucas Patrick	OL
64	Nick Saldiveri	OL
66	Shane Lemieux	G/C
67	Landon Young	T
70	Trevor Penning	T
74	Olisaemeka Udoh	OL
75	Taliase Fuaga	T
83	Juwan Johnson	TE
84	Mason Tipton	WR
85	Dallin Holker	TE
87	Foster Moreau	TE
90	Bryan Bresee	DT
93	Nathan Shepherd	DT
94	Cameron Jordan	DE
95	John Ridgeway III	DT
96	Carl Granderson	DE
97	Khristian Boyd	DT
98	Payton Turner	DE
99	Chase Young	DE

**PRACTICE SQUAD**

0 Ugo Amadi	S
13 Equanimeous St. Brown	WR
24 Johnathan Abram	S
27 Shemar Jean-Charles	DB
38 Millard Bradford	S
39 Charlie Smyth	K
44 Isaiah Stalbird	LB
57 Niko Lalos	DE
60 Kyle Hergel	G
69 Chris Reed	G
72 Josiah Ezirim	T
76 Austin Deculus	OL
80 Jermaine Jackson	WR
81 Kevin Austin Jr.	WR
82 Treyton Welch	TE
86 Michael Jacobson	TE
91 Kendal Vickers	DT

**PRACTICE SQUAD**

8 Justyn Ross	WR
19 Bailey Zappe	QB
26 Deon Bush	S
29 Eric Scott	CB
31 Nic Jones	CB
39 Keith Taylor	CB
40 Emani Bailey	RB
55 Swayze Bozeman	LB
57 Truman Jones	DE
72 Chukwuebuka Godrick	T
77 Lucas Niang	T
80 Montrell Washington	WR
81 Nikko Remigio	WR
88 Peyton Hendershot	TE
89 Jody Fortson	TE
96 Fabien Lovett	DT



## CHIEFS ALPHABETICAL



No.	Player	Pos.
97	Anudike-Uzomah, Felix	DE
14	Araiza, Matt	P
32	Bolton, Nick	LB
	7 Butker, Harrison	K
66	Callendo, Mike	OL
54	Chenal, Leo	LB
48	Christiansen, Cole	LB
43	Cochrane, Jack	LB
27	Conner, Chamarr	DB
	6 Cook, Bryan	S
51	Danna, Mike	DE
75	Driskell, Ethan	TE
83	Gray, Noah	T
61	Hanson, C.J.	OL
17	Hardman, Mecole	WR
94	Herring, Malik	DE
21	Hicks, Jaden	DB
52	Humphrey, Creed	C
29	Hunt, Kareem	RB
13	Johnson, Nazeeh	S
44	Jones, Cam	LB
95	Jones, Chris	DT
56	Karlaftis, George	DE
87	Kelce, Travis	TE
15	Mahomes, Patrick	QB
22	McDuffie, Trent	CB
24	Moore, Skyy	WR
64	Morris, Wanya	OL
91	Nnadi, Derrick	OL
60	Nourzad, Hunter	DT
69	Pennel, Mike	NT
34	Perine, Samaje	RB
20	Reid, Justin	S
	4 Rice, Rashee	WR
30	Roland-Wallace, Chris	CB
	9 Smith-Schuster, Juju	WR
65	Smith, Trey	G
42	Steele, Carson	FB
76	Suamataia, Kingsley	T
74	Taylor, Jawaan	T
99	Thomas, Cameron	DE
62	Thuney, Joe	G
23	Tranquill, Drue	LB
92	Tuipulotu, Marlon	DT
35	Watson, Jaylen	CB
84	Watson, Justin	WR
11	Wentz, Carson	QB
98	Wharton, Terashawn	DT
12	Wiley, Jared	TE
	2 Williams, Joshua	CB
41	Winchester, James	LS
	1 Worthy, Xavier	WR

### PRACTICE SQUAD

40	Bailey, Emani	RB
55	Bozeman, Swayze	LB
26	Bush, Deon	S
89	Fortson, Jody	TE
72	Godrick, Chukwuebuka	T
88	Hendershot, Peyton	TE
31	Jones, Nic	CB
57	Jones, Truman	DE
96	Lovett, Fabien	DT
77	Niang, Lucas	T
81	Remigio, Nikko	WR
	8 Ross, Justyn	WR
29	Scott, Eric	CB
39	Taylor, Keith	CB
80	Washington, Montrell	WR
19	Zappe, Bailey	QB

## KANSAS CITY CHIEFS

NO.	NAME	POS.	HT.	WT.	AGE	EXP.	COLLEGE	HOW ACQ.
1	Xavier Worthy	WR	5-11	165	21	R	Texas	D1-24
2	Joshua Williams	CB	6-3	193	24	3	Fayetteville State	D4-22
4	Rashee Rice	WR	6-1	204	24	2	SMU	D2-23
6	Bryan Cook	S	6-1	206	25	3	Cincinnati	D2b-22
7	Harrison Butker	K	6-4	205	29	8	Georgia Tech	FA-17
9	Juju Smith-Schuster	WR	6-1	215	27	7	USC	FA-24
11	Carson Wentz	QB	6-5	237	31	9	North Dakota State	FA-24
12	Jared Wiley	TE	6-6	249	23	R	TCU	D4a-22
13	Nazeeh Johnson	S	5-5	101	26	3	Marshall	D7c-22
14	Matt Araiza	P	6-1	200	24	1	San Diego State	FA-24
15	Patrick Mahomes	QB	6-2	225	29	8	Texas Tech	D1-17
17	Mecole Hardman	WR	5-10	187	26	6	Georgia	T (NYJ)-23
20	Justin Reid	S	6-1	207	27	7	Stanford	FA-22
21	Jaden Hicks	DB	6-1	215	22	R	Washington State	D4b-24
22	Trent McDuffie	CB	5-11	193	24	3	Washington	D1a-22
23	Drue Tranquill	LB	6-2	234	29	6	Notre Dame	FA-23
24	Skyy Moore	WR	5-10	195	24	3	Western Michigan	D2a-22
27	Chamarri Conner	DB	6-0	202	24	2	Virginia Tech	D4-23
29	Kareem Hunt	RB	5-11	216	29	8	Toledo	FA-24
30	Chris Roland-Wallace	CB	5-11	202	22	R	USC	CFA-24
32	Nick Bolton	LB	5-11	237	24	4	Missouri	D2a-21
34	Samaje Perine	RB	5-11	235	29	7	Oklahoma	FA-24
35	Jaylen Watson	CB	6-2	197	26	3	Washington State	D7a-22
41	James Winchester	LS	6-3	209	35	10	Oklahoma	FA-15
42	Carson Steele	FB	6-0	228	22	R	UCLA	CFA-24
43	Jack Cochrane	LB	6-3	236	25	3	South Dakota	CFA-22
44	Cam Jones	LB	6-2	227	24	2	Indiana	CFA-23
48	Cole Christiansen	LB	6-1	230	27	1	Army	FA-22
51	Mike Danna	DE	6-2	257	26	5	Michigan	D5-20
52	Creed Humphrey	C	6-4	302	25	4	Oklahoma	D2b-21
54	Leo Chenal	LB	6-3	250	23	3	Wisconsin	D3-22
56	George Karlaftis	DE	6-4	263	23	3	Purdue	D1b-22
60	Hunter Nourzad	OL	6-3	317	23	R	Penn State	D5-24
61	C.J. Hanson	OL	6-5	300	23	R	Holy Cross	D7-24
62	Joe Thuney	G	6-5	304	31	9	North Carolina State	FA-21
64	Wanya Morris	OL	6-6	307	23	2	Oklahoma	D3-23
65	Trey Smith	G	6-6	321	25	4	Tennessee	D6-21
66	Mike Callendo	OL	6-4	301	26	2	Western Michigan	CFA-22
69	Mike Pennel	NT	6-4	330	33	10	Colorado State-Pueblo	FA-23
74	Jawaan Taylor	T	6-5	330	26	6	Florida	FA-23
75	Ethan Driskell	T	6-8	313	24	R	Marshall	CFA-24
76	Kingsley Suamataia	T	6-4	326	21	R	BYU	D2-24
83	Noah Gray	TE	6-3	240	25	4	Duke	D5a-21
84	Justin Watson	WR	6-2	215	28	7	Pennsylvania	FA-22
87	Travis Kelce	TE	6-5	250	34	12	Cincinnati	D3a-13
91	Derrick Nnadi	DT	6-1	317	28	7	Florida State	D3a-18
92	Marlon Tuipulotu	DT	6-2	307	25	3	USC	FA-24
94	Malik Herring	DE	6-3	275	26	4	Georgia	CFA-21
95	Chris Jones	DT	6-6	310	30	9	Mississippi State	D2-16
97	Felix Anudike-Uzomah	DE	6-4	255	22	2	Kansas State	D1-23
98	Tershawn Wharton	DT	6-1	280	26	5	Missouri S&T	CFA-20
99	Chameron Thomas	DE	6-4	267	24	3	San Diego State	T (AZ) - 24

FA - Free agent; UFA - Unrestricted free agent; CFA - College free agent; T - Trade (from); W - Waivers (from)

**HEAD COACH:** Andy Reid  
**OFFENSE:** Matt Nagy (Offensive Coordinator); Joe Bleymaier (Pass Game Coordinator); Porter Ellett (Asst. Running Backs); Connor Embree (Wide Receivers); David Girardi (Quarterbacks); Andy Heck (Offensive Line); Corey Mattheaei (Asst. Offensive Line); Tom Melvin (Tight Ends); Todd Pinkston (Running Backs); Kevin Saxton (Offensive Asst.); Dan Williams (Offensive Quality Control/Asst. Quarterbacks).  
**DEFENSE:** Steve Spagnuolo (Defensive Coordinator); Louie Addazio (Defensive Quality Control); Terry Braden (Asst. Defensive Line); Joe Cullen (Defensive Line); Donald D'Alesio (Safeties); Brendan Daly (Linebackers); Dave Merritt (Defensive Backs); Alex Whittingham (Defensive Quality Control); Rod Wilson (Outside Linebackers).  
**SPECIALISTS:** Dave Toub (Asst. Head Coach/Special Teams Coordinator); Andy Hill (Asst. Special Teams).  
**MISCELLANEOUS:** Ryan Reynolds (Head Strength & Conditioning/Dir. of Sports Science); Greg Carbin (Asst. Strength & Conditioning); Nick Cassetta (Asst. Strength & Conditioning); Spencer Reid (Asst. Strength & Conditioning); Mike Frazier (Statistical Analysis Coordinator).

### OFFICIALS

Referee	Brad Rogers (126)	Side Judge	Anthony Jeffries (36)
Umpire	Bryan Neale (92)	Back Judge	Greg Yette (38)
Down Judge	Kent Payne (79)	Replay Official	Roddy Ames
Line Judge	Kevin Codey (16)	Replay Assistant	Artenzia Young-Seigler
Field Judge	Joe Blubaugh (57)		

### THIS WEEK IN THE NFL

<b>THURSDAY, OCTOBER 3</b>		Miami at New England	12:00pm
Tampa Bay at Atlanta	7:15pm	Arizona at San Francisco	3:05pm
<b>SUNDAY, OCTOBER 6</b>		Las Vegas at Denver	3:05pm
N.Y. Jets at Minnesota	8:30am	Green Bay at L.A. Rams	3:25pm
Baltimore at Cincinnati	12:00pm	N.Y. Giants at Seattle	3:25pm
Buffalo at Houston	12:00pm	Dallas at Pittsburgh*	7:20pm
Carolina at Chicago	12:00pm	<b>MONDAY, OCTOBER 7</b>	
Cleveland at Washington	12:00pm	New Orleans at Kansas City	
Indianapolis at Jacksonville	12:00pm	<b>7:15pm</b>	

\*All times are Central

## NEW ORLEANS SAINTS

NO.	NAME	POS.	HT.	WT.	AGE	EXP.	COLLEGE	HOW ACQ.
1	Alontae Taylor	CB	6-1	199	25	3	Tennessee	D2-22
3	Jake Haener	QB	6-1	200	25	2	Fresno State	D4b-23
4	Derek Carr	QB	6-3	215	33	11	Fresno State	FA-23
5	Will Harris	DB	6-1	206	28	6	Boston College	UFA-24 (DET)
6	Willie Gay Jr.	LB	6-1	243	26	5	Mississippi State	UFA-24 (KC)
7	Taysom Hill	TE	6-2	221	34	8	BYU	WAI-17 (GB)
11	Cedrick Wilson Jr.	WR	6-2	197	28	7	Boise State	UFA-24 (MIA)
12	Chris Olave	WR	6-0	187	24	3	Ohio State	D1a-22
14	Kool-Aid McKinstry	CB	5-11	199	22	R	Alabama	D2-24
16	Bub Means	WR	6-2	215	23	R	Pittsburgh	D5b-24
17	A.T. Perry	WR	6-5	205	24	2	Wake Forest	D6-23
18	Spencer Rattler	QB	6-0	211	24	R	South Carolina	D5a-24
19	Blake Grupe	K	5-7	156	25	2	Notre Dame	FA-23
20	Pete Werner	LB	6-3	242	26	4	Ohio State	D2-21
21	Jamaal Williams	RB	6-0	224	29	8	BYU	UFA-23 (DET)
22	Rashid Shaheed	WR/RS	6-0	180	26	3	Weber State	FA-22
23	Marshon Lattimore	CB	6-0	192	28	8	Ohio State	D1a-17
29	Paulson Adefosun	CB	6-1	192	25	4	Stanford	D3-21
31	Jordan Howden	DB	6-0	209	24	2	Minnesota	D5-23
32	Tyrann Mathieu	S	5-9	190	32	12	LSU	UFA-22 (KC)
33	Jordan Mims	RB	6-0	205	25	1	Fresno State	FA-23
36	Rico Payton	CB	6-0	182	24	R	Pittsburg State	FA-24
41	Alvin Kamara	RB	5-11	215	29	8	Tennessee	D3a-17
43	Matthew Hayball	P	6-0	189	27	R	Vanderbilt	FA-24
46	Adam Prentice	FB	6-0	245	27	4	South Carolina	WAI-21 (DEN)
48	J.T. Gray	DB	6-0	202	28	7	Mississippi State	FA-18
49	Zach Wood	LS	6-3	255	31	8	Southern Methodist	FA-17
50	Khalel Saunders	DT	6-0	324	28	6	Western Illinois	UFA-23 (KC)
51	Cesar Ruiz	C/G	6-4	316	25	5	Michigan	D1-20
52	D'Marco Jackson	LB	6-1	233	26	3	Appalachian State	D5-22
53	Jaylan Ford	LB	6-2	240	22	R	Texas	D5c-24
55	Isaiah Foskey	DE	6-5	270	23	2	Notre Dame	D2-23
56	Demario Davis	LB	6-2	248	35	13	Arkansas State	UFA-18 (NYJ)
58	Anfernee Orji	LB	6-2	230	23	1	Vanderbilt	FA-23
62	Lucas Patrick	OL	6-3	313	31	8	Duke	UFA-24 (CHI)
64	Nick Saldiveri	OL	6-6	316	24	2	Old Dominion	D4a-23
66	Shane Lemieux	G/C	6-4	310	27	5	Oregon	UFA-24 (NYG)
67	Landon Young	T	6-7	321	27	4	Kentucky	D6-21
70	Trevor Penning	T	6-7	325	25	3	Northern Iowa	D1b-22
74	Olisaemeka Udoh	OL	6-6	320	27	6	Elon	UFA-24 (MIN)
75	Taliese Fuaga	T	6-6	324	22	R	Oregon State	D1-24
83	Juan Johnson	TE	6-4	231	28	5	Oregon	FA-20
84	Mason Tipton	WR	5-11	187	24	R	Yale	FA-24
85	Dallin Holker	TE	6-3	241	24	R	Colorado State	FA-24
87	Foster Moreau	TE	6-4	250	27	6	LSU	UFA-23 (LV)
90	Bryan Bresee	DT	6-5	305	22	2	Clemson	D1-23
93	Nathan Shepherd	DT	6-4	315	30	7	Fort Hays State	UFA-23 (NYJ)
94	Cameron Jordan	DE	6-4	287	35	14	California	D1a-11
95	John Ridgeway III	DT	6-6	320	25	3	Arkansas	TR-24 (WAS)
96	Carl Granderson	DE	6-5	261	27	6	Wyoming	FA-19
97	Khristian Boyd	DT	6-2	320	24	R	Northern Iowa	D6-24
98	Payton Turner	DE	6-6	270	25	4	Houston	D1-21
99	Chase Young	DE	6-5	265	25	5	Ohio State	UFA-24 (SF)

FA - Free agent; TR - Trade (from); UFA - Unrestricted free agent (from); WAI - Waivers

## SAINTS ALPHABETICAL



No.	Player	Pos.
29	Adebo, Paulson	CB
97	Boyd, Khristian	DT
90	Bresee, Bryan	DT
4	Carr, Derek	QB
56	Davis, Demario	LB
53	Ford, Jaylan	LB
55	Foskey, Isaiah	DE
75	Fuaga, Taliese	T
	6 Gay Jr., Willie	LB
96	Granderson, Carl	DE
48	Gray, J.T.	DB
19	Grupe, Blake	K
	3 Haener, Jake	QB
5	Harris, Will	DB
43	Hayball, Matthew	P
7	Hill, Taysom	TE
85	Holker, Dallin	TE
31	Howden, Jordan	DB
52	Jackson, D'Marco	LB
83	Johnson, Juwan	TE
94	Jordan, Cameron	DE
41	Kamara, Alvin	RB
23	Lattimore, Marshon	CB
66	Lemieux, Shane	G/C
32	Mathieu, Tyrann	S
14	McKinstry, Kool-Aid	CB
16	Means, Bub	WR
33	Mims, Jordan	RB
87	Moreau, Foster	TE
12	Olave, Chris	WR
58	Orji, Anfernee	LB
62	Patrick, Lucas	OL
36	Payton, Rico	CB
70	Penning, Trevor	T
17	Perry, A.T.	WR



# National Football League Game Summary

NFL Copyright © 2024 by The National Football League. All rights reserved. This summary and play-by-play is for the express purpose of assisting media in their coverage of the game; any other use of this material is prohibited without the written permission of the National Football League.

Date: Monday, 10/7/2024

## New Orleans Saints at Kansas City Chiefs

Start Time: 7:15 PM CDT

at GEHA Field at Arrowhead Stadium, Kansas City, MO

### Game Day Weather

Temp: 70° F (21.1° C) Humidity: 27%, Wind: NE 0 mph

Open Stadium on Natural Grass

### Officials

Referee: Rogers, Brad (126)  
Line Judge: Codey, Kevin (16)  
Back Judge: Yette, Greg (38)

Umpire: Neale, Bryan (92)  
Field Judge: Blubaugh, Joe (57)  
Replay Official: Ames, Roddy (0)

Down Judge: Payne, Kent (79)  
Side Judge: Jeffries, Anthony (36)

### Lineups

#### New Orleans Saints

Offense			Defense		
WR	12	C.Olave	DE	96	C.Granderson
LT	75	T.Fuaga	DT	50	K.Saunders
LG	64	N.Saldiveri	DT	93	N.Shepherd
C	62	L.Patrick	LDE	94	C.Jordan
RG	67	L.Young	WILL	58	A.Orji
RT	70	T.Penning	MLB	56	D.Davis
TE	83	J.Johnson	RCB	23	M.Lattimore
TE	85	D.Holker	LCB	29	P.Adebo
TE	87	F.Moreau	CB	1	A.Taylor
QB	4	D.Carr	SS	5	W.Harris
RB	41	A.Kamara	FS	32	T.Mathieu

#### Kansas City Chiefs

Offense			Defense		
WR	9	J.Smith-Schuster	DE	56	G.Karlaftis
WR	1	X.Worthy	DT	95	C.Jones
LT	64	W.Morris	DT	69	M.Pennel
LG	62	J.Thuney	DE	51	M.Danna
C	52	C.Humphrey	LB	32	N.Bolton
RG	65	T.Smith	LB	23	D.Tranquill
RT	74	J.Taylor	LB	54	L.Chenal
TE	87	T.Kelce	CB	22	T.McDuffie
WR	84	Ju.Watson	CB	35	Ja.Watson
QB	15	P.Mahomes	S	20	J.Reid
RB	29	K.Hunt	S	6	B.Cook

### Substitutions

QB 3 J.Haener, WR 11 C.Wilson, CB 14 K.McKinstry, WR 16 B.Means, K 19 B.Grupe, RB 21 Ja.Williams, WR/RS 22 R.Shaheed, S 24 J.Abram, DB 31 J.Howden, RB 33 J.Mims, CB 36 R.Payton, P 43 M.Hayball, LB 44 I.Stalbird, FB 46 A.Prentice, DB 48 J.Gray, LS 49 Z.Wood, LB 52 D.Jackson, LB 53 J.Ford, DE 55 I.Foskey, G 60 K.Hergel, C 61 C.McGovern, WR 84 M.Tipton, DT 90 B.Bresee, DT 99 J.Ridgeway, DE 99 C.Young

### Substitutions

CB 2 J.Williams, K 7 H.Butker, TE 12 J.Wiley, S 13 N.Johnson, P 14 M.Araiza, WR 17 M.Hardman, DB 21 J.Hicks, WR 24 S.Moore, DB 27 C.Conner, CB 30 C.Roland-Wallace, RB 34 S.Perine, LS 41 J.Winchester, FB 42 C.Steele, LB 43 J.Cochrane, LB 44 Ca.Jones, LB 48 C.Christiansen, OL 60 H.Nourzad, OL 66 M.Caliendo, T 76 K.Suamataia, TE 83 N.Gray, TE 89 J.Fortson, DT 91 D.Nnadi, DE 94 M.Herring, DE 97 F.Anudike-Uzomah, DT 98 T.Wharton

### Did Not Play

OL 74 O.Udoh

### Did Not Play

QB 11 C.Wentz

### Not Active

LB 6 W.Gay, TE 7 T.Hill, 3QB 18 S.Rattler, LB 20 P.Werner, C/G 51 C.Ruiz, DT 97 K.Boyd, DE 98 P.Turner

### Not Active

OL 61 C.Hanson, OT 75 E.Driskell, DT 92 M.Tuipulotu, DE 99 C.Thomas

### Field Goals (made ( ) & missed)

		H.Butker	(26)	(34)	(28)	51RU	(38)		
		1	2	3	4	OT	Total		
VISITOR:	New Orleans Saints	0	7	0	6	0	13		
HOME:	Kansas City Chiefs	7	9	0	10	0	26		

### Scoring Plays

Team	Qtr	Time	Play Description (Extra Point) (Drive Info)	Visitor	Home
Chiefs	1	6:34	K.Hunt 5 yd. run (H.Butker kick) (10-78, 5:25)	0	7
Chiefs	2	12:39	H.Butker 26 yd. Field Goal (10-52, 4:47)	0	10
Saints	2	8:36	R.Shaheed 43 yd. pass from D.Carr (B.Grupe kick) (7-74, 4:03)	7	10
Chiefs	2	1:32	H.Butker 34 yd. Field Goal (15-64, 7:04)	7	13
Chiefs	2	0:06	H.Butker 28 yd. Field Goal (9-55, 0:52)	7	16
Saints	4	14:16	F.Moreau 6 yd. pass from D.Carr (kick failed, wl) (8-65, 2:27)	13	16
Chiefs	4	11:56	X.Worthy 3 yd. run (H.Butker kick) (5-68, 2:20)	13	23
Chiefs	4	3:03	H.Butker 38 yd. Field Goal (11-38, 6:29)	13	26

Paid Attendance: 73,592

Time: 3:04

New Orleans Saints vs Kansas City Chiefs  
10/7/2024 at GEHA Field at Arrowhead Stadium

# Final Individual Statistics

## New Orleans Saints

## Kansas City Chiefs

RUSHING						RUSHING					
	ATT	YDS	AVG	LG	TD		ATT	YDS	AVG	LG	TD
A.Kamara	11	26	2.4	9	0	K.Hunt	27	102	3.8	8	1
J.Haener	2	11	5.5	9	0	P.Mahomes	6	22	3.7	9	0
Ja.Williams	2	9	4.5	9	0	C.Steele	5	12	2.4	8	0
						X.Worthy	1	3	3.0	3	1
Total	15	46	3.1	9	0	Total	39	139	3.6	9	2

PASSING									PASSING								
	ATT	CMP	YDS	SK/YD	TD	LG	IN	RT		ATT	CMP	YDS	SK/YD	TD	LG	IN	RT
D.Carr	28	18	165	1/8	2	43	1	89.1	P.Mahomes	39	28	331	2/10	0	50	1	86.6
J.Haener	7	2	17	0/0	0	11	0	39.6	Total	39	28	331	2/10	0	50	1	86.6
Total	35	20	182	1/8	2	43	1	78.5									

PASS RECEIVING								PASS RECEIVING							
	TAR	REC	YDS	AVG	LG	TD		TAR	REC	YDS	AVG	LG	TD		
A.Kamara	8	6	40	6.7	14	0	T.Kelce	10	9	70	7.8	21	0		
J.Johnson	5	5	31	6.2	11	0	J.Smith-Schuster	8	7	130	18.6	50	0		
R.Shaheed	9	4	86	21.5	43	1	M.Hardman	4	4	33	8.3	15	0		
F.Moreau	2	2	13	6.5	7	1	X.Worthy	6	3	25	8.3	18	0		
C.Olave	4	2	10	5.0	6	0	N.Gray	2	2	29	14.5	15	0		
M.Tipton	4	1	2	2.0	2	0	S.Perine	2	1	24	24.0	15	0		
							K.Hunt	1	1	15	15.0	15	0		
							J.Fortson	1	1	5	5.0	5	0		
Total	32	20	182	9.1	43	2	Total	34	28	331	11.8	50	0		

INTERCEPTIONS						INTERCEPTIONS					
	NO	YDS	AVG	LG	TD		NO	YDS	AVG	LG	TD
K.Saunders	1	37	37.0	37	0	B.Cook	1	0	0.0	0	0
Total	1	37	37.0	37	0	Total	1	0	0.0	0	0

PUNTING								PUNTING							
	NO	YDS	AVG	NET	TB	IN20	LG		NO	YDS	AVG	NET	TB	IN20	LG
M.Hayball	4	199	49.8	41.8	0	1	53	M.Araiza	1	56	56.0	46.0	0	0	56
Total	4	199	49.8	41.8	0	1	53	Total	1	56	56.0	46.0	0	0	56

PUNT RETURNS								PUNT RETURNS							
	NO	YDS	AVG	FC	LG	TD		NO	YDS	AVG	FC	LG	TD		
R.Shaheed	1	10	10.0	0	10	0	M.Hardman	4	32	8.0	0	13	0		
Total	1	10	10.0	0	10	0	Total	4	32	8.0	0	13	0		

KICKOFF RETURNS								KICKOFF RETURNS							
	NO	YDS	AVG	FC	LG	TD		NO	YDS	AVG	FC	LG	TD		
Ja.Williams	2	47	23.5	0	25	0	C.Steele	2	54	27.0	0	29	0		
R.Shaheed	1	38	38.0	0	38	0	S.Moore	1	15	15.0	0	15	0		
[TOUCHBACK]	4	0	0.0	0	0	0	Total	3	69	23.0	0	29	0		
Total	3	85	28.3	0	38	0									

### New Orleans Saints

FUMBLES												
	FUM	LOST	OWN-REC	YDS	TD	FORCED	OPP-REC	YDS	TD	OUT-BDS		
A.Taylor	0	0	0	0	0	1	0	0	0	0		
Total	0	0	0	0	0	1	0	0	0	0		

### Kansas City Chiefs

FUMBLES												
	FUM	LOST	OWN-REC	YDS	TD	FORCED	OPP-REC	YDS	TD	OUT-BDS		
C.Steele	1	0	0	0	0	0	0	0	0	0		
X.Worthy	0	0	1	0	0	0	0	0	0	0		
Total	1	0	1	0	0	0	0	0	0	0		

**New Orleans Saints vs Kansas City Chiefs**  
**10/7/2024 at GEHA Field at Arrowhead Stadium**

## Final Team Statistics

	Visitor Saints	Home Chiefs
<b>TOTAL FIRST DOWNS</b>	14	28
By Rushing	1	11
By Passing	11	15
By Penalty	2	2
<b>THIRD DOWN EFFICIENCY</b>	4-10-40.0%	6-14-42.9%
<b>FOURTH DOWN EFFICIENCY</b>	0-2-0.0%	1-1-100.0%
<b>TOTAL NET YARDS</b>	220	460
Total Offensive Plays (inc. times thrown passing)	51	80
Average gain per offensive play	4.3	5.8
<b>NET YARDS RUSHING</b>	46	139
Total Rushing Plays	15	39
Average gain per rushing play	3.1	3.6
Tackles for a loss-number and yards	1-2	2-13
<b>NET YARDS PASSING</b>	174	321
Times thrown - yards lost attempting to pass	1-8	2-10
Gross yards passing	182	331
<b>PASS ATTEMPTS-COMPLETIONS-HAD INTERCEPTED</b>	35-20-1	39-28-1
Avg gain per pass play (inc.# thrown passing)	4.8	7.8
<b>KICKOFFS Number-In End Zone-Touchbacks</b>	3-1-0	7-6-4
<b>PUNTS Number and Average</b>	4-49.8	1-56.0
Had Blocked	0	0
<b>FGs - PATs Had Blocked</b>	0-0	0-0
<b>Net Punting Average</b>	41.8	46.0
<b>TOTAL RETURN YARDAGE (Not Including Kickoffs)</b>	47	32
No. and Yards Punt Returns	1-10	4-32
No. and Yards Kickoff Returns	3-85	3-69
No. and Yards Interception Returns	1-37	1-0
<b>PENALTIES Number and Yards</b>	5-70	6-55
<b>FUMBLES Number and Lost</b>	0-0	1-0
<b>TOUCHDOWNS</b>	2	2
Rushing	0	2
Passing	2	0
<b>EXTRA POINTS Made-Attempts</b>	1-2	2-2
Kicking Made-Attempts	1-2	2-2
<b>FIELD GOALS Made-Attempts</b>	0-0	4-5
<b>RED ZONE EFFICIENCY</b>	1-1-100%	2-7-29%
<b>GOAL TO GO EFFICIENCY</b>	1-1-100%	2-3-67%
<b>SAFETIES</b>	0	0
<b>FINAL SCORE</b>	13	26
<b>TIME OF POSSESSION</b>	20:04	39:56

New Orleans Saints vs Kansas City Chiefs  
 10/7/2024 at GEHA Field at Arrowhead Stadium

# Ball Possession And Drive Chart

## New Orleans Saints

#	Time Recd	Time Lost	Time Poss	How Ball Obtained	Drive Began	# Play	Yds Gain	Yds Pen	Net Yds	1st Down	Last Scrm	How Given Up
1	15:00	11:59	3:01	Kickoff	NO 30	6	31	0	31	2	KC 39	Interception
2	6:34	4:49	1:45	Kickoff	NO 30	3	5	0	5	0	NO 35	Punt
3	3:28	2:26	1:02	Punt	NO 23	3	2	-5	-3	0	NO 20	Punt
4	12:39	8:36	4:03	Kickoff	NO 26	7	74	0	74	3	KC 43	Touchdown
5	1:32	0:58	0:34	Kickoff	NO 21	3	0	0	0	0	NO 21	Punt
6	0:06	0:00	0:06	Kickoff		0	0	0	0	0		End of Half
7	10:14	6:48	3:26	Missed FG	NO 41	6	6	-5	1	1	NO 42	Punt
8	1:43	14:16	2:27	Interception	NO 35	8	60	5	65	4	* KC 6	Touchdown
9	11:56	9:32	2:24	Kickoff	NO 30	6	14	15	29	2	KC 41	Downs
10	3:03	1:47	1:16	Kickoff	NO 20	9	28	0	28	2	NO 48	Downs

(256) Average NO 28

## Kansas City Chiefs

#	Time Recd	Time Lost	Time Poss	How Ball Obtained	Drive Began	# Play	Yds Gain	Yds Pen	Net Yds	1st Down	Last Scrm	How Given Up
1	11:59	6:34	5:25	Interception	KC 22	10	78	0	78	6	* NO 5	Touchdown
2	4:49	3:28	1:21	Punt	KC 23	3	3	-5	-2	0	KC 21	Punt
3	2:26	12:39	4:47	Punt	KC 40	10	62	-10	52	3	* NO 8	Field Goal
4	8:36	1:32	7:04	Kickoff	KC 20	15	74	-10	64	4	* NO 16	Field Goal
5	0:58	0:06	0:52	Punt	KC 36	9	55	0	55	2	* NO 9	Field Goal
6	15:00	10:14	4:46	Kickoff	KC 29	10	38	0	38	3	NO 33	Missed FG
7	6:48	1:43	5:05	Punt	KC 16	9	36	46	82	4	* NO 2	Interception
8	14:16	11:56	2:20	Kickoff	KC 32	5	64	4	68	3	* NO 3	Touchdown
9	9:32	3:03	6:29	Downs	KC 42	11	48	-10	38	3	* NO 20	Field Goal
10	1:47	0:00	1:47	Downs	NO 48	3	-3	0	-3	0	50	End of Game

(312) Average KC 31

\* inside opponent's 20

### Time of Possession by Quarter

	1st	2nd	3rd	4th	OT	Total
<b>Visitor</b> New Orleans Saints	5:48	4:43	5:09	4:24		20:04
<b>Home</b> Kansas City Chiefs	9:12	10:17	9:51	10:36		39:56

### Kickoff Drive No.-Start Average

Saints: 6 - NO 26                      Chiefs: 3 - KC 27

New Orleans Saints vs Kansas City Chiefs  
 10/7/2024 at GEHA Field at Arrowhead Stadium

# Final Defensive Statistics

## New Orleans Saints

### Regular Defensive Plays

### Special Teams

### Misc

	TKL	AST	COMB	SK	/ YDS	TFL	Q	IN	PD	FF	FR	TKL	AST	FF	FR	BL	TKL	AST	FF	FR	
D.Davis	5	6	11	0	0	0	0	0	0	0	0	0	0	0	0	0	0	0	0	0	0
A.Orji	7	3	10	0	0	0	0	0	0	0	0	0	0	0	0	0	0	0	0	0	0
J.Abram	6	1	7	0	0	0	0	0	0	0	0	0	1	0	0	0	0	0	0	0	0
K.Saunders	2	5	7	0	0	0	0	1	1	0	0	0	0	0	0	0	0	0	0	0	0
C.Granderson	2	5	7	0	0	0	0	0	0	0	0	0	0	0	0	0	0	0	0	0	0
T.Mathieu	2	4	6	0	0	0	0	0	0	0	0	0	0	0	0	0	0	0	0	0	0
A.Taylor	4	1	5	0	0	2	0	0	0	1	0	0	0	0	0	0	0	0	0	0	0
M.Lattimore	4	1	5	0	0	0	0	0	0	0	0	0	0	0	0	0	0	0	0	0	0
P.Adebo	4	0	4	0	0	0	1	0	1	0	0	0	0	0	0	0	0	0	0	0	0
B.Bresee	3	1	4	1	4	1	2	0	0	0	0	0	0	0	0	0	0	0	0	0	0
C.Young	2	1	3	1	6	1	2	0	0	0	0	0	0	0	0	0	0	0	0	0	0
D.Jackson	2	1	3	0	0	0	0	0	0	0	0	1	0	0	0	0	0	0	0	0	0
I.Foskey	2	1	3	0	0	0	0	0	0	0	0	0	1	0	0	0	0	0	0	0	0
N.Shepherd	1	2	3	0	0	0	0	0	0	0	0	0	0	0	0	0	0	0	0	0	0
C.Jordan	1	1	2	0	0	0	1	0	0	0	0	0	0	0	0	0	0	0	0	0	0
W.Harris	1	1	2	0	0	0	0	0	0	0	0	0	0	0	0	0	0	0	0	0	0
J.Ridgeway	0	2	2	0	0	0	0	0	0	0	0	0	0	0	0	0	0	0	0	0	0
J.Gray	0	0	0	0	0	0	0	0	0	0	0	1	1	0	0	0	0	0	0	0	0
A.Prentice	0	0	0	0	0	0	0	0	0	0	0	1	0	0	0	0	0	0	0	0	0
J.Howden	0	0	0	0	0	0	0	0	0	0	0	1	0	0	0	0	0	0	0	0	0
R.Payton	0	0	0	0	0	0	0	0	0	0	0	0	1	0	0	0	0	0	0	0	0
I.Stalbird	0	0	0	0	0	0	0	0	0	0	0	0	1	0	0	0	0	0	0	0	0
C.Wilson	0	0	0	0	0	0	0	0	0	0	0	0	1	0	0	0	0	0	0	0	0
R.Shaheed	0	0	0	0	0	0	0	0	0	0	0	0	0	0	0	0	1	0	0	0	0
<b>Total</b>	<b>48</b>	<b>36</b>	<b>84</b>	<b>2</b>	<b>10</b>	<b>4</b>	<b>6</b>	<b>1</b>	<b>2</b>	<b>1</b>	<b>0</b>	<b>4</b>	<b>6</b>	<b>0</b>	<b>0</b>	<b>0</b>	<b>1</b>	<b>0</b>	<b>0</b>	<b>0</b>	<b>0</b>

TKL = Tackle AST = Assist COMB = Combined QH=QB Hit IN = Interception PD = Pass Defense FF = Forced Fumble FR = Fumble Recovery

## Kansas City Chiefs

### Regular Defensive Plays

### Special Teams

### Misc

	TKL	AST	COMB	SK	/ YDS	TFL	QH	IN	PD	FF	FR	TKL	AST	FF	FR	BL	TKL	AST	FF	FR	
N.Bolton	6	5	11	0	0	2	2	0	0	0	0	0	0	0	0	0	0	0	0	0	0
Ja.Watson	5	0	5	0	0	0	0	0	1	0	0	0	0	0	0	0	0	0	0	0	0
T.McDuffie	3	2	5	0	0	0	0	0	1	0	0	0	0	0	0	0	0	0	0	0	0
D.Tranquill	3	2	5	0	0	0	0	0	0	0	0	0	0	0	0	0	0	0	0	0	0
J.Reid	3	1	4	0	0	0	0	0	0	0	0	0	0	0	0	0	0	0	0	0	0
C.Conner	2	1	3	0	0	0	1	0	0	0	0	0	0	0	0	0	0	0	0	0	0
T.Wharton	1	2	3	1	8	1	1	0	0	0	0	0	0	0	0	0	0	0	0	0	0
B.Cook	2	0	2	0	0	0	0	1	2	0	0	0	0	0	0	0	0	0	0	0	0
C.Jones	0	2	2	0	0	0	1	0	0	0	0	0	0	0	0	0	0	0	0	0	0
M.Danna	0	2	2	0	0	0	1	0	0	0	0	0	0	0	0	0	0	0	0	0	0
L.Chenal	1	0	1	0	0	0	0	0	0	0	0	0	0	0	0	0	0	0	0	0	0
G.Karlaftis	0	1	1	0	0	0	2	0	0	0	0	0	0	0	0	0	0	0	0	0	0
N.Johnson	0	1	1	0	0	0	0	0	0	0	0	1	0	0	0	0	0	0	0	0	0
M.Pennel	0	1	1	0	0	0	0	0	0	0	0	0	0	0	0	0	0	0	0	0	0
F.Anudike-Uzomah	0	0	0	0	0	0	1	0	0	0	0	0	0	0	0	0	0	0	0	0	0
J.Cochrane	0	0	0	0	0	0	0	0	0	0	0	1	0	0	0	0	0	0	0	0	0
Ca.Jones	0	0	0	0	0	0	0	0	0	0	0	1	0	0	0	0	0	0	0	0	0
C.Christiansen	0	0	0	0	0	0	0	0	0	0	0	1	0	0	0	0	0	0	0	0	0
J.Thuney	0	0	0	0	0	0	0	0	0	0	0	0	0	0	0	0	1	0	0	0	0
X.Worthy	0	0	0	0	0	0	0	0	0	0	0	0	0	0	0	0	0	0	0	0	1
<b>Total</b>	<b>26</b>	<b>20</b>	<b>46</b>	<b>1</b>	<b>8</b>	<b>3</b>	<b>9</b>	<b>1</b>	<b>4</b>	<b>0</b>	<b>0</b>	<b>4</b>	<b>0</b>	<b>0</b>	<b>0</b>	<b>0</b>	<b>1</b>	<b>0</b>	<b>0</b>	<b>0</b>	<b>1</b>





# First Quarter

10/7/2024

## Play By Play

NO wins toss, elects to Receive, and KC elects to defend the East goal.

H.Butker kicks 65 yards from KC 35 to end zone, Touchback to the NO 30.

### New Orleans Saints at 15:00

- 1-10-NO 30 (15:00) (Shotgun) D.Carr pass short right to J.Johnson to NO 37 for 7 yards (N.Bolton).
- 2-3-NO 37 (14:27) A.Kamara left guard to NO 39 for 2 yards (L.Chenal).
- 3-1-NO 39 (13:53) A.Kamara left end to NO 48 for 9 yards (B.Cook). R1
- 1-10-NO 48 (13:12) Ja.Williams left end to KC 43 for 9 yards (B.Cook).
- 2-1-KC 43 (12:40) D.Carr pass short left to C.Olave to KC 39 for 4 yards (T.McDuffie). P2
- 1-10-KC 39 (12:04) D.Carr pass deep right intended for R.Shaheed INTERCEPTED by B.Cook at KC 22. B.Cook to KC 22 for no gain (R.Shaheed).

### Kansas City Chiefs at 11:59

- 1-10-KC 22 (11:59) (Shotgun) K.Hunt right guard to KC 25 for 3 yards (C.Granderson; A.Orji).
  - 2-7-KC 25 (11:22) (Shotgun) P.Mahomes scrambles left end ran ob at KC 34 for 9 yards (M.Lattimore). R1
  - 1-10-KC 34 (10:54) K.Hunt left guard to KC 38 for 4 yards (K.Saunders).
  - 2-6-KC 38 (10:17) (Shotgun) K.Hunt right guard to KC 41 for 3 yards (B.Bresee; C.Young).
  - 3-3-KC 41 (9:47) (Shotgun) P.Mahomes pass short middle to T.Kelce to KC 45 for 4 yards (A.Taylor). P2
  - 1-10-KC 45 (9:11) (Shotgun) P.Mahomes pass short middle to T.Kelce to NO 34 for 21 yards (T.Mathieu). P3
  - 1-10-NO 34 (8:32) (Shotgun) P.Mahomes pass short right to T.Kelce to NO 28 for 6 yards (K.Saunders).
  - 2-4-NO 28 (7:59) K.Hunt left guard to NO 20 for 8 yards (A.Orji, W.Harris). R4
  - 1-10-NO 20 (7:19) P.Mahomes pass short middle to N.Gray to NO 5 for 15 yards (W.Harris). P5
  - 1-5-NO 5 (6:40) (Shotgun) K.Hunt right guard for 5 yards, TOUCHDOWN. R6
- H.Butker extra point is GOOD, Center-J.Winchester, Holder-M.Araiza.

Timeout at 06:34.

**NO 0 KC 7, 10 plays, 78 yards, 5:25 drive, 8:26 elapsed**

H.Butker kicks 65 yards from KC 35 to end zone, Touchback to the NO 30.

### New Orleans Saints at 6:34

- 1-10-NO 30 (6:34) A.Kamara left end to NO 33 for 3 yards (Ja.Watson, D.Tranquill).
- 2-7-NO 33 (5:52) D.Carr pass incomplete deep right to M.Tipton.
- 3-7-NO 33 (5:45) (Shotgun) D.Carr pass short middle to M.Tipton to NO 35 for 2 yards (C.Conner) [N.Bolton].
- 4-5-NO 35 (4:58) M.Hayball punts 49 yards to KC 16, Center-Z.Wood. M.Hardman ran ob at KC 23 for 7 yards (D.Jackson).

Timeout at 04:49.

### Kansas City Chiefs at 4:49

- 1-10-KC 23 (4:49) P.Mahomes pass incomplete short left.
- 2-10-KC 23 (4:46) (Shotgun) K.Hunt left end to KC 26 for 3 yards (D.Davis).
- 3-7-KC 26 (4:04) (Shotgun) PENALTY on KC-J.Taylor, False Start, 5 yards, enforced at KC 26 - No Play.
- 3-12-KC 21 (3:51) (Shotgun) P.Mahomes pass incomplete deep middle to T.Kelce.
- 4-12-KC 21 (3:43) M.Araiza punts 56 yards to NO 23, Center-J.Winchester. R.Shaheed ran ob at NO 35 for 12 yards (J.Cochrane).  
PENALTY on NO-R.Payton, Offensive Holding, 10 yards, enforced at NO 33.

Timeout at 03:28.

### New Orleans Saints at 3:28

- 1-10-NO 23 (3:28) PENALTY on NO-T.Fuaga, False Start, 5 yards, enforced at NO 23 - No Play.
- 1-15-NO 18 (3:28) A.Kamara right end to NO 20 for 2 yards (C.Jones; M.Pennel).
- 2-13-NO 20 (2:50) D.Carr pass incomplete short right to R.Shaheed.
- 3-13-NO 20 (2:44) (Shotgun) D.Carr pass incomplete deep middle to R.Shaheed [G.Karlaftis].
- 4-13-NO 20 (2:37) M.Hayball punts 53 yards to KC 27, Center-Z.Wood. M.Hardman to KC 40 for 13 yards (R.Payton; J.Abram).

Timeout at 02:26.

### Kansas City Chiefs at 2:26

- 1-10-KC 40 (2:26) K.Hunt left end pushed ob at KC 47 for 7 yards (D.Davis).
- 2-3-KC 47 (1:54) P.Mahomes pass short left to J.Fortson ran ob at NO 48 for 5 yards (D.Jackson) [P.Adebo]. P7
- 1-10-NO 48 (1:20) (Shotgun) C.Steele left guard to NO 40 for 8 yards (D.Davis; A.Orji).
- 2-2-NO 40 (:46) (Shotgun) P.Mahomes pass short right to T.Kelce to NO 36 for 4 yards (I.Foskey). P8



**New Orleans Saints vs Kansas City Chiefs at GEHA Field at Arrowhead Stadium**

1-10-NO 36

(:05) K.Hunt right end pushed ob at NO 28 for 8 yards (P.Adebo).

**END OF QUARTER**

	Score	Time	First Downs				Efficiencies	
		Poss	R	P	X	T	3 Down	4 Down
New Orleans Saints	0	5:48	1	1	0	2	1/3	0/0
Kansas City Chiefs	7	9:12	3	5	0	8	1/2	0/0

## Second Quarter

10/7/2024

## Play By Play

Kansas City Chiefs continued.

2-2-NO 28	(15:00) P.Mahomes pass short left to K.Hunt to NO 13 for 15 yards (A.Orji).	P9
<u>1-10-NO 13</u>	(14:14) (Shotgun) P.Mahomes pass short middle to M.Hardman to NO 8 for 5 yards (D.Davis).	
2-5-NO 8	(13:36) (Shotgun) P.Mahomes pass short right to N.Gray for 8 yards, TOUCHDOWN NULLIFIED by Penalty. <i>PENALTY on KC-J.Taylor, Offensive Holding, 10 yards, enforced at NO 8 - No Play.</i>	
2-15-NO 18	(13:29) (Shotgun) P.Mahomes pass short middle to T.Kelce to NO 8 for 10 yards (A.Orji) [C.Young].	
3-5-NO 8	(12:52) (Shotgun) P.Mahomes pass incomplete short middle to S.Perine.	
4-5-NO 8	<b>(12:42) H.Butker 26 yard field goal is GOOD, Center-J.Winchester, Holder-M.Araiza.</b>	

Timeout at 12:39.

<b>NO 0 KC 10, 10 plays, 52 yards, 4:47 drive, 2:21 elapsed</b>
---

H.Butker kicks 64 yards from KC 35 to NO 1. Ja.Williams to NO 26 for 25 yards (Ca.Jones).

## New Orleans Saints at 12:39, (1st play from scrimmage 12:34)

1-10-NO 26	(12:34) Ja.Williams up the middle to NO 26 for no gain (M.Danna; C.Jones).	
2-10-NO 26	(11:57) (Shotgun) D.Carr pass short left to J.Johnson to NO 30 for 4 yards (T.McDuffie).	
3-6-NO 30	(11:16) (Shotgun) D.Carr pass short left to A.Kamara to NO 40 for 10 yards (D.Tranquill, N.Johnson).	P3
<u>1-10-NO 40</u>	(10:34) A.Kamara left tackle to NO 41 for 1 yard (T.Wharton; N.Bolton).	
2-9-NO 41	(9:58) (Shotgun) D.Carr pass short middle to R.Shaheed to KC 44 for 15 yards (J.Reid).	P4
<u>1-10-KC 44</u>	(9:18) A.Kamara right guard to KC 43 for 1 yard (M.Danna; T.Wharton).	
2-9-KC 43	<b>(8:43) (Shotgun) D.Carr pass deep middle to R.Shaheed for 43 yards, TOUCHDOWN [M.Danna].</b>	P5
	B.Grupe extra point is GOOD, Center-Z.Wood, Holder-M.Hayball.	

Timeout at 08:36.

<b>NO 7 KC 10, 7 plays, 74 yards, 4:03 drive, 6:24 elapsed</b>
--

B.Grupe kicks 61 yards from NO 35 to KC 4. S.Moore MUFFS catch, and recovers at KC 5. S.Moore to KC 20 for 15 yards (I.Stalbird; C.Wilson).

## Kansas City Chiefs at 8:36, (1st play from scrimmage 8:30)

1-10-KC 20	(8:30) K.Hunt left end to KC 24 for 4 yards (D.Jackson, D.Davis). KC-W.Morris was injured during the play.
------------	--

Timeout at 08:21.

2-6-KC 24	(8:13) (Shotgun) P.Mahomes pass incomplete short right.	
3-6-KC 24	(8:05) (Shotgun) P.Mahomes scrambles left end ran ob at KC 31 for 7 yards (C.Young).	R10
<u>1-10-KC 31</u>	(7:29) (Shotgun) P.Mahomes pass short left to J.Smith-Schuster to KC 39 for 8 yards (T.Mathieu; D.Davis).	
2-2-KC 39	(6:50) (Shotgun) P.Mahomes pass short right to X.Worthy ran ob at NO 43 for 18 yards (T.Mathieu). NO-W.Harris was injured during the play.	P11

Timeout at 06:36.

<u>1-10-NO 43</u>	(6:28) (Shotgun) K.Hunt right guard to NO 40 for 3 yards (C.Granderson; K.Saunders). ** Injury Update: KC-W.Morris has returned to the game.	
2-7-NO 40	(5:50) (Shotgun) P.Mahomes pass short left to T.Kelce to NO 32 for 8 yards (A.Orji).	P12
<u>1-10-NO 32</u>	(5:14) C.Steele right end to NO 40 for -8 yards (A.Taylor). FUMBLES (A.Taylor), touched at NO 41, recovered by KC-X.Worthy at NO 46.	
2-24-NO 46	(4:36) P.Mahomes scrambles up the middle to NO 37 for 9 yards (A.Taylor). <i>PENALTY on KC-T.Smith, Offensive Holding, 10 yards, enforced at NO 46 - No Play.</i>	
2-34-KC 44	(4:09) P.Mahomes pass short left to J.Smith-Schuster to NO 43 for 13 yards (J.Abram).	
3-21-NO 43	(3:26) (Shotgun) P.Mahomes pass short right to T.Kelce to NO 38 for 5 yards. Lateral to S.Perine pushed ob at NO 23 for 15 yards (M.Lattimore). Timeout #1 by NO at 02:55.	
4-1-NO 23	(2:55) K.Hunt right guard to NO 21 for 2 yards (J.Abram).	R13
<u>1-10-NO 21</u>	(2:17) (Shotgun) K.Hunt right guard to NO 19 for 2 yards (C.Granderson, T.Mathieu).	

Two-Minute Warning

2-8-NO 19	(2:00) (Shotgun) P.Mahomes sacked at NO 25 for -6 yards (C.Young). Timeout #2 by NO at 01:44.	
3-14-NO 25	(1:44) (Shotgun) P.Mahomes pass short left to S.Perine to NO 16 for 9 yards (M.Lattimore; C.Jordan). Timeout #3 by NO at 01:35.	
4-5-NO 16	<b>(1:35) H.Butker 34 yard field goal is GOOD, Center-J.Winchester, Holder-M.Araiza.</b>	

<b>NO 7 KC 13, 15 plays, 64 yards, 7:04 drive, 13:28 elapsed</b>
--

H.Butker kicks 66 yards from KC 35 to NO -1. Ja.Williams to NO 21 for 22 yards (C.Christiansen).

## New Orleans Saints at 1:32, (1st play from scrimmage 1:26)

**New Orleans Saints vs Kansas City Chiefs at GEHA Field at Arrowhead Stadium**

- 1-10-NO 21 (1:26) (Shotgun) D.Carr pass incomplete deep left to M.Tipton.
- 2-10-NO 21 (1:20) (Shotgun) D.Carr pass short right to J.Johnson to NO 24 for 3 yards (J.Reid).  
Timeout #1 by KC at 01:14.
- 3-7-NO 24 (1:14) (Shotgun) D.Carr pass short right to A.Kamara to NO 21 for -3 yards (N.Bolton).  
Timeout #2 by KC at 01:10.
- 4-10-NO 21 (1:10) M.Hayball punts 49 yards to KC 30, Center-Z.Wood. M.Hardman pushed ob at KC 36 for 6 yards (J.Gray).

**Kansas City Chiefs at 0:58**

- 1-10-KC 36 (:58) (Shotgun) P.Mahomes pass incomplete short left to X.Worthy.
- 2-10-KC 36 (:53) (Shotgun) P.Mahomes pass deep right to J.Smith-Schuster pushed ob at NO 33 for 31 yards (P.Adebo). P14
- 1-10-NO 33 (:45) (Shotgun) P.Mahomes pass incomplete short right to X.Worthy.
- 2-10-NO 33 (:41) (Shotgun) P.Mahomes pass short left to J.Smith-Schuster pushed ob at NO 26 for 7 yards (A.Taylor) [B.Bresee].
- 3-3-NO 26 (:34) (Shotgun) P.Mahomes pass short middle to J.Smith-Schuster to NO 18 for 8 yards (C.Jordan). P15  
Timeout #3 by KC at 00:27.
- 1-10-NO 18 (:27) (Shotgun) P.Mahomes pass short left to T.Kelce ran ob at NO 9 for 9 yards (M.Lattimore).
- 2-1-NO 9 (:21) (Shotgun) P.Mahomes pass incomplete short left.
- 3-1-NO 9 (:15) (Shotgun) P.Mahomes pass incomplete short right.
- 4-1-NO 9 **(:09) H.Butker 28 yard field goal is GOOD, Center-J.Winchester, Holder-M.Araiza.**

<b>NO 7 KC 16, 9 plays, 55 yards, 0:52 drive, 14:54 elapsed</b>
---

H.Butker kicks 71 yards from KC 35 to NO -6. R.Shaheed pushed ob at NO 32 for 38 yards (N.Johnson).

**New Orleans Saints at 0:06**

\*\* Injury Update: NO-W.Harris is Out of the game.

**END OF QUARTER**

	Score	Time Poss	First Downs				Efficiencies	
			R	P	X	T	3 Down	4 Down
New Orleans Saints	7	4:43	0	3	0	3	1/2	0/0
Kansas City Chiefs	16	10:17	2	5	0	7	2/6	1/1

## Third Quarter

10/7/2024

## Play By Play

KC elects to Receive, and NO elects to defend the East goal.

B.Grupe kicks 65 yards from NO 35 to KC 0. C.Steele to KC 29 for 29 yards (J.Gray; I.Foskey).

**Kansas City Chiefs at 15:00, (1st play from scrimmage 14:55)**

1-10-KC 29	(14:55) K.Hunt left end to KC 33 for 4 yards (J.Abram).	
2-6-KC 33	(14:22) (Shotgun) K.Hunt left guard to KC 37 for 4 yards (A.Orji; K.Saunders).	
3-2-KC 37	(13:42) (Shotgun) K.Hunt up the middle to KC 42 for 5 yards (K.Saunders; J.Abram).	R16
<u>1-10-KC 42</u>	(13:03) C.Steele up the middle to KC 48 for 6 yards (C.Granderson; N.Shepherd).	
2-4-KC 48	(12:31) C.Steele left end to NO 47 for 5 yards (A.Taylor; J.Ridgeway).	R17
<u>1-10-NO 47</u>	(11:47) P.Mahomes pass short left to N.Gray to NO 33 for 14 yards (P.Adebo).	P18
<u>1-10-NO 33</u>	(11:04) (Shotgun) K.Hunt right guard to NO 33 for no gain (B.Bresee).	
2-10-NO 33	(10:28) (Shotgun) P.Mahomes pass incomplete short middle [C.Jordan].	
3-10-NO 33	(10:23) (Shotgun) P.Mahomes pass incomplete deep right to X.Worthy.	
4-10-NO 33	(10:18) H.Butker 51 yard field goal is No Good, Hit Right Upright, Center-J.Winchester, Holder-M.Araiza.	

Timeout at 10:14.

**New Orleans Saints at 10:14**

1-10-NO 41	(10:14) A.Kamara right end pushed ob at NO 44 for 3 yards (T.McDuffie).	
2-7-NO 44	(9:54) (No Huddle) A.Kamara left guard to NO 45 for 1 yard (N.Bolton).	
3-6-NO 45	(9:12) (Shotgun) D.Carr pass short middle to F.Moreau to KC 48 for 7 yards (N.Bolton).	P6
<u>1-10-KC 48</u>	(8:48) (No Huddle) A.Kamara right end to KC 45 for 3 yards (G.Karlaftis; N.Bolton).	
2-7-KC 45	(8:13) D.Carr pass incomplete deep right to R.Shaheed (T.McDuffie).	
3-7-KC 45	(8:06) (Shotgun) D.Carr pass short left to M.Tipton to KC 36 for 9 yards (M.Danna; C.Conner). <i>PENALTY on NO-C.Olave, Illegal Shift, 5 yards, enforced at KC 45 - No Play.</i>	
3-12-50	(7:37) (Shotgun) D.Carr sacked at NO 42 for -8 yards (T.Wharton).	
4-20-NO 42	(6:59) M.Hayball punts 48 yards to KC 10, Center-Z.Wood. M.Hardman pushed ob at KC 16 for 6 yards (A.Prentice).	

Timeout at 06:48.

**Kansas City Chiefs at 6:48**

1-10-KC 16	(6:48) (Shotgun) P.Mahomes pass short right to M.Hardman to KC 21 for 5 yards (J.Abram).	
2-5-KC 21	(6:18) (Shotgun) K.Hunt right end to KC 28 for 7 yards (I.Foskey, T.Mathieu).	R19
<u>1-10-KC 28</u>	(5:48) P.Mahomes pass short right to X.Worthy pushed ob at KC 33 for 5 yards (P.Adebo).	
2-5-KC 33	(5:26) (Shotgun) K.Hunt right tackle to KC 37 for 4 yards (T.Mathieu; D.Davis).	
3-1-KC 37	(4:35) C.Steele left guard to KC 39 for 2 yards (N.Shepherd; D.Davis).	R20
<u>1-10-KC 39</u>	(3:55) (Shotgun) P.Mahomes pass incomplete deep right to X.Worthy. <i>PENALTY on NO-P.Adebo, Defensive Pass Interference, 46 yards, enforced at KC 39 - No Play.</i> <i>Penalty on NO-M.Lattimore, Defensive Holding, declined.</i>	X21
<u>1-10-NO 15</u>	(3:47) (Shotgun) P.Mahomes pass short middle to X.Worthy pushed ob at NO 13 for 2 yards (M.Lattimore).	
2-8-NO 13	(3:13) (Shotgun) P.Mahomes pass short left to M.Hardman to NO 5 for 8 yards (D.Davis).	P22
<u>1-5-NO 5</u>	(2:30) (Shotgun) P.Mahomes pass short middle to T.Kelce to NO 2 for 3 yards (C.Granderson; K.Saunders). Timeout #1 by KC at 01:54.	
2-2-NO 2	(1:54) (Shotgun) P.Mahomes pass short middle intended for J.Smith-Schuster INTERCEPTED by K.Saunders (P.Adebo) at NO -2. K.Saunders to NO 35 for 37 yards (J.Thuney).	

Timeout at 01:43.

**New Orleans Saints at 1:43**

1-10-NO 35	(1:43) (Shotgun) D.Carr pass short right to R.Shaheed ran ob at NO 42 for 7 yards (Ja.Watson). ** Injury Update: NO-L.Patrick return is Questionable.	
2-3-NO 42	(1:11) D.Carr pass short right to R.Shaheed ran ob at KC 37 for 21 yards (Ja.Watson). <i>Penalty on KC-T.McDuffie, Defensive Holding, declined.</i>	P7
<u>1-10-KC 37</u>	(1:00) (Shotgun) D.Carr pass short right to A.Kamara to KC 28 for 9 yards (T.McDuffie; D.Tranquill).	
2-1-KC 28	(:24) D.Carr pass incomplete short left. Timeout #1 by NO at 00:22.	
3-1-KC 28	(:22) A.Kamara right end to KC 24 for 4 yards (J.Reid). <i>PENALTY on KC-C.Jones, Defensive Offside, 5 yards, enforced at KC 28 - No Play.</i>	X8
<u>1-10-KC 23</u>	(:06) D.Carr pass incomplete short middle.	

**New Orleans Saints vs Kansas City Chiefs at GEHA Field at Arrowhead Stadium**

2-10-KC 23

(:02) (Shotgun) D.Carr pass short left to A.Kamara to KC 9 for 14 yards (T.McDuffie; N.Bolton).

P9

**END OF QUARTER**

	Score	Time Poss	First Downs				Efficiencies	
			R	P	X	T	3 Down	4 Down
New Orleans Saints	7	5:09	0	3	1	4	1/2	0/0
Kansas City Chiefs	16	9:51	4	2	1	7	2/3	0/0

## Fourth Quarter

10/7/2024

## Play By Play

New Orleans Saints continued.

1-9-KC 9 (15:00) A.Kamara right end to KC 6 for 3 yards (J.Reid; N.Bolton).

2-6-KC 6 (14:22) **D.Carr pass short right to F.Moreau for 6 yards, TOUCHDOWN.**

P10

B.Grupe extra point is No Good, Wide Left, Center-Z.Wood, Holder-M.Hayball. \*\* Injury Update: NO-L.Patrick has returned to the game.

Timeout at 14:16.

NO 13 KC 16, 8 plays, 65 yards, 1 penalty, 2:27 drive, 0:44 elapsed

B.Grupe kicks 58 yards from NO 35 to KC 7. C.Steele pushed ob at KC 32 for 25 yards (J.Howden).

## Kansas City Chiefs at 14:16, (1st play from scrimmage 14:11)

1-10-KC 32 (14:11) K.Hunt right guard to KC 36 for 4 yards (K.Saunders; I.Foskey).

2-6-KC 36 (13:35) P.Mahomes pass short middle to J.Smith-Schuster pushed ob at NO 14 for 50 yards (J.Abram). P23

1-10-NO 14 (12:58) (Shotgun) K.Hunt up the middle to NO 12 for 2 yards (A.Orji).

2-8-NO 12 (12:20) (Shotgun) K.Hunt left end to NO 7 for 5 yards (N.Shepherd).

PENALTY on NO-C.Granderson, Defensive Holding, 4 yards, enforced at NO 7. X24

1-3-NO 3 (12:00) (Shotgun) Direct snap to T.Kelce. X.Worthy right end for 3 yards, TOUCHDOWN. R25

H.Butker extra point is GOOD, Center-J.Winchester, Holder-M.Araza.

Timeout at 11:56.

NO 13 KC 23, 5 plays, 68 yards, 1 penalty, 2:20 drive, 3:04 elapsed

H.Butker kicks 65 yards from KC 35 to end zone, Touchback to the NO 30.

## New Orleans Saints at 11:56

1-10-NO 30 (11:56) (Shotgun) D.Carr pass short left to C.Olave to NO 36 for 6 yards (Ja.Watson).

2-4-NO 36 (11:17) (Shotgun) D.Carr pass short middle to J.Johnson to NO 42 for 6 yards (D.Tranquill, N.Bolton). P11

1-10-NO 42 (10:48) (No Huddle, Shotgun) PENALTY on KC-T.Wharton, Unnecessary Roughness, 15 yards, enforced at NO 42 - No Play. X12  
Penalty on NO-T.Penning, False Start, superseded.

1-10-KC 43 (10:48) A.Kamara left end to KC 45 for -2 yards (N.Bolton, C.Conner).

2-12-KC 45 (10:13) (Shotgun) D.Carr pass short left to A.Kamara pushed ob at KC 41 for 4 yards (J.Reid).

3-8-KC 41 (9:43) (Shotgun) D.Carr pass incomplete deep right to R.Shaheed.

Timeout #2 by NO at 09:38.

4-8-KC 41 (9:38) (Shotgun) D.Carr pass incomplete deep left to M.Tipton [C.Conner].

Timeout at 09:32.

## Kansas City Chiefs at 9:32

1-10-KC 42 (9:32) K.Hunt right end to KC 43 for 1 yard (A.Orji).

2-9-KC 43 (8:54) P.Mahomes pass short left to J.Smith-Schuster to NO 44 for 13 yards (J.Abram). P26

1-10-NO 44 (8:13) (Shotgun) K.Hunt right end to NO 39 for 5 yards (D.Davis).

2-5-NO 39 (7:34) K.Hunt left end to NO 43 for -4 yards (A.Taylor).

3-9-NO 43 (6:53) (Shotgun) P.Mahomes scrambles left end ran ob at NO 35 for 8 yards (B.Bresee). R27  
Kansas City challenged the short of the line to gain ruling, and the play was REVERSED.  
(Shotgun) P.Mahomes scrambles left end ran ob at NO 34 for 9 yards (B.Bresee).

\*\* Injury Update: NO-D.Carr return is Questionable.

1-10-NO 34 (6:10) K.Hunt right guard to NO 30 for 4 yards (D.Davis; C.Granderson).

2-6-NO 30 (5:29) (Shotgun) P.Mahomes pass short left to M.Hardman to NO 15 for 15 yards (A.Orji). P28

1-10-NO 15 (4:46) K.Hunt right guard to NO 11 for 4 yards (J.Ridgeway; D.Jackson).

2-6-NO 11 (4:04) K.Hunt left end to NO 10 for 1 yard (D.Davis).

PENALTY on KC-C.Humphrey, Offensive Holding, 10 yards, enforced at NO 11 - No Play.  
Penalty on KC-J.Wiley, Offensive Holding, declined.

2-16-NO 21 (3:58) (Shotgun) P.Mahomes sacked at NO 25 for -4 yards (B.Bresee).

3-20-NO 25 (3:14) (Shotgun) K.Hunt right tackle to NO 20 for 5 yards (C.Granderson).

Timeout #3 by NO at 03:07.

4-15-NO 20 (3:07) **H.Butker 38 yard field goal is GOOD, Center-J.Winchester, Holder-M.Araza.**

NO 13 KC 26, 11 plays, 38 yards, 6:29 drive, 11:57 elapsed

H.Butker kicks 65 yards from KC 35 to landing zone to end zone, Touchback to the NO 20.

## New Orleans Saints at 3:03

1-10-NO 20 (3:03) (Shotgun) J.Haener pass incomplete short middle to A.Kamara.

2-10-NO 20 (2:59) (Shotgun) J.Haener pass short right to J.Johnson to NO 31 for 11 yards (Ja.Watson) [C.Jones]. P13

**New Orleans Saints vs Kansas City Chiefs at GEHA Field at Arrowhead Stadium**

- 1-10-NO 31 (2:38) (No Huddle, Shotgun) J.Haener pass incomplete deep right to C.Olave (B.Cook) [N.Bolton].
- 2-10-NO 31 (2:31) (Shotgun) J.Haener scrambles right end pushed ob at NO 40 for 9 yards (N.Bolton).
- 3-1-NO 40 (2:25) (No Huddle, Shotgun) J.Haener pass short middle to A.Kamara to NO 46 for 6 yards (C.Conner).
- 1-10-NO 46 (2:07) (No Huddle, Shotgun) J.Haener pass incomplete short middle [G.Karlaftis].
- 2-10-NO 46 (2:03) (Shotgun) J.Haener scrambles right end to NO 48 for 2 yards (D.Tranquill).

Two-Minute Warning

- 3-8-NO 48 (1:57) (Shotgun) J.Haener pass incomplete short left to A.Kamara [F.Anudike-Uzomah].
- 4-8-NO 48 (1:51) (Shotgun) J.Haener pass incomplete deep right to C.Olave (Ja.Watson).

**Kansas City Chiefs at 1:47**

- 1-10-NO 48 (1:47) P.Mahomes kneels to NO 49 for -1 yards.
- 2-11-NO 49 (1:11) P.Mahomes kneels to 50 for -1 yards.
- 3-12-50 (:35) P.Mahomes kneels to KC 49 for -1 yards.

**END OF QUARTER**

	<b>Score</b>	<b>Time Poss</b>	<b>First Downs</b>				<b>Efficiencies</b>	
			<b>R</b>	<b>P</b>	<b>X</b>	<b>T</b>	<b>3 Down</b>	<b>4 Down</b>
<b>New Orleans Saints</b>	<b>13</b>	<b>4:24</b>	<b>0</b>	<b>4</b>	<b>1</b>	<b>5</b>	<b>1/3</b>	<b>0/2</b>
<b>Kansas City Chiefs</b>	<b>26</b>	<b>10:36</b>	<b>2</b>	<b>3</b>	<b>1</b>	<b>6</b>	<b>1/3</b>	<b>0/0</b>

# Miscellaneous Statistics Report

New Orleans Saints vs Kansas City Chiefs  
10/7/2024 at GEHA Field at Arrowhead Stadium

## Ten Longest Plays for New Orleans Saints

Yards	Qtr	Play Start	Play Description
43	2	2-9-KC 43	(8:43) (Shotgun) D.Carr pass deep middle to R.Shaheed for 43 yards, TOUCHDOWN [M.Danna].
21	3	2-3-NO 42	(1:11) D.Carr pass short right to R.Shaheed ran ob at KC 37 for 21 yards (Ja.Watson). Penalty on KC-T.McDuffie, Defensive Holding, declined.
15	2	2-9-NO 41	(9:58) (Shotgun) D.Carr pass short middle to R.Shaheed to KC 44 for 15 yards (J.Reid).
14	3	2-10-KC 23	(:02) (Shotgun) D.Carr pass short left to A.Kamara to KC 9 for 14 yards (T.McDuffie; N.Bolton).
11	4	2-10-NO 20	(2:59) (Shotgun) J.Haener pass short right to J.Johnson to NO 31 for 11 yards (Ja.Watson) [C.Jones].
10	2	3-6-NO 30	(11:16) (Shotgun) D.Carr pass short left to A.Kamara to NO 40 for 10 yards (D.Tranquill, N.Johnson).
9	1	3-1-NO 39	(13:53) A.Kamara left end to NO 48 for 9 yards (B.Cook).
9	1	1-10-NO 48	(13:12) Ja.Williams left end to KC 43 for 9 yards (B.Cook).
9	3	1-10-KC 37	(1:00) (Shotgun) D.Carr pass short right to A.Kamara to KC 28 for 9 yards (T.McDuffie; D.Tranquill).
9	4	2-10-NO 31	(2:31) (Shotgun) J.Haener scrambles right end pushed ob at NO 40 for 9 yards (N.Bolton).

## Ten Longest Plays for Kansas City Chiefs

Yards	Qtr	Play Start	Play Description
50	4	2-6-KC 36	(13:35) P.Mahomes pass short middle to J.Smith-Schuster pushed ob at NO 14 for 50 yards (J.Abram).
31	2	2-10-KC 36	(:53) (Shotgun) P.Mahomes pass deep right to J.Smith-Schuster pushed ob at NO 33 for 31 yards (P.Adebo).
21	1	1-10-KC 45	(9:11) (Shotgun) P.Mahomes pass short middle to T.Kelce to NO 34 for 21 yards (T.Mathieu).
20	2	3-21-NO 43	(3:26) (Shotgun) P.Mahomes pass short right to T.Kelce to NO 38 for 5 yards. Lateral to S.Perine pushed ob at NO 23 for 15
18	2	2-2-KC 39	(6:50) (Shotgun) P.Mahomes pass short right to X.Worthy ran ob at NO 43 for 18 yards (T.Mathieu). NO-W.Harris was
15	1	1-10-NO 20	(7:19) P.Mahomes pass short middle to N.Gray to NO 5 for 15 yards (W.Harris).
15	2	2-2-NO 28	(15:00) P.Mahomes pass short left to K.Hunt to NO 13 for 15 yards (A.Orji).
15	4	2-6-NO 30	(5:29) (Shotgun) P.Mahomes pass short left to M.Hardman to NO 15 for 15 yards (A.Orji).
14	3	1-10-NO 47	(11:47) P.Mahomes pass short left to N.Gray to NO 33 for 14 yards (P.Adebo).
13	2	2-34-KC 44	(4:09) P.Mahomes pass short left to J.Smith-Schuster to NO 43 for 13 yards (J.Abram).

## Touchdown Scoring Information

		Offense	Defense	Special Teams
<b>VISITOR</b>	New Orleans Saints	2	0	0
<b>HOME</b>	Kansas City Chiefs	2	0	0

## Player Scoring Information

Club	Player	TD	Rush TD	Rec TD	KO TD	Punt TD	Int TD	Fum TD	Misc TD	FG	XP	2Pt Rush	2Pt Rec	Sfty	Points
NO	R.Shaheed	0	0	1	0	0	0	0	0	0	0	0	0	0	6
NO	F.Moreau	0	0	1	0	0	0	0	0	0	0	0	0	0	6
NO	B.Grupe	0	0	0	0	0	0	0	0	0	1	0	0	0	1
KC	H.Butker	0	0	0	0	0	0	0	0	4	2	0	0	0	14
KC	K.Hunt	0	1	0	0	0	0	0	0	0	0	0	0	0	6
KC	X.Worthy	0	1	0	0	0	0	0	0	0	0	0	0	0	6

## Possession Detail

	First Half		Second Half		Game	
	Visitor	Home	Visitor	Home	Visitor	Home
Largest Lead	0	10	0	13	0	13
Drives Leading	0	4	0	5	0	9
Time of Possession Leading	0:00	14:04	0:00	20:27	0:00	34:31
Largest Deficit	-10	0	-13	0	-13	0
Drives Trailing	5	0	4	0	9	0
Time of Possession Trailing	7:30	0:00	9:33	0:00	17:03	0:00
Times Score Tied Up		0		0		0
Lead Changes		1		0		1