

# 2010 MEDIA GUIDE



## NEW ORLEANS SAINTS

# Bennett's Camera

3230 Severn Ave. Metairie, LA 70002 504.885.9050  
[www.bennettscamera.com](http://www.bennettscamera.com)



DIGITAL CAMERAS    LIGHTING

PHOTO ACCESSORIES    CUSTOM FRAMING

DIGITAL & FILM PROCESSING    VHS TO DVD

RESTORATION    DESIGN SERVICES

FINE ART PRINTING    AND MUCH MORE



Official Photographic Sponsor of the New Orleans Saints

# 2010 SAINTS SCHEDULE

## PRESEASON

8/12	@	NewEngland <b>PATRIOTS</b>		6:30 PM	CST
8/21		Houston <b>TEXANS</b>		7:00 PM	CST
8/27		SanDiego <b>CHARGERS</b>		7:00 PM	CBS
9/2	@	Tennessee <b>TITANS</b>		7:00 PM	CST

## REGULAR SEASON

9/9		Minnesota <b>VIKINGS</b>		7:30 PM	NBC
9/20	@	SanFrancisco <b>49ERS</b>		7:30 PM	ESPN
9/26		Atlanta <b>FALCONS</b>		12:00 PM	FOX
10/3		Carolina <b>PANTHERS</b>		12:00 PM	FOX
10/10	@	Arizona <b>CARDINALS</b>		3:05 PM	FOX
10/17	@	TampaBay <b>BUCCANEERS</b>		12:00 PM	FOX
10/24		Cleveland <b>BROWNS</b>		12:00 PM	CBS
10/31		Pittsburgh <b>STEELERS</b>		7:20 PM	NBC
11/7	@	Carolina <b>PANTHERS</b>		12:00 PM	FOX

## BYE

11/21		Seattle <b>SEAHAWKS</b>		3:05 PM	FOX
11/25	@	Dallas <b>COWBOYS</b>		3:15 PM	FOX
12/5	@	Cincinnati <b>BENGALS</b>		12:00 PM	FOX
12/12		St.Louis <b>RAMS</b>		3:05 PM	FOX
12/19	@	Baltimore <b>RAVENS</b>		12:00 PM	FOX
12/27	@	Atlanta <b>FALCONS</b>		7:30 PM	ESPN
1/2		TampaBay <b>BUCCANEERS</b>		12:00 PM	FOX

ALL TIMES CENTRAL

# TABLE OF CONTENTS

## OWNERSHIP ..... 7-18

## FOOTBALL ..... 19-315

General Manager .....	20-21
Coaching Staff .....	22-52
Players .....	53-208
Rookies .....	209-216
Free Agent/Undrafted .....	217-221
Alphabetical Roster .....	222-223
Numerical Roster .....	224-225
How The Saints Were Built .....	226
NFL Season In Review .....	228
Final Statistics .....	229-232
Honors .....	233-234
Game-By-Game Starters .....	235
Game-By-Game Saints .....	236
Game-By-Game Opponents .....	237
Participation Report .....	238-239
Team Superlatives .....	240
Individual Superlatives .....	241
Individual Statistics .....	242-251
Turnover Table .....	252-253
Transactions Log .....	254-255
Game-By-Game Review .....	256-296
Football Operations .....	297-315

## ADMINISTRATION .. 316-327

Staff .....	317-324
Community Affairs .....	325-326
Youth Programs .....	327

## RECORDS ..... 328-363

Career Leaders .....	329-331
Yearly Leaders .....	332-339
Individual Records .....	340-348
Team Records .....	349-354
Two-Team Records .....	355
Consecutive Records .....	356
Big Games .....	357-359
Last Time .....	360
Individual Playoff Records .....	361-362
Team Playoff Records .....	363

## HISTORY ..... 364-475

Year-By-Year .....	365
Saints Timeline .....	366-376
Uniform History .....	377
Season Results .....	378-388
Series Records .....	389-393
Attendance Figures .....	394
Preseason Results .....	395-398
Preseason Records .....	398
Year-By-Year Statistics .....	399-440
Playoff Game Summaries .....	441-444
All-Time Roster .....	445-452
All-Time Numerical Roster .....	453-458
NFL Honors .....	459-464
NFL Draft History .....	465-471
Saints In Prime Time .....	472
Saints Hall of Fame .....	472
Extra Points .....	473
Hall of Fame Inductee, Rickey Jackson .....	474-475



### 2010 New Orleans Saints Media Guide

The New Orleans Saints 2010 Media Guide is a production of the Saints Communications Dept.; Greg Bensel, Vice President of Communications, Doug Miller, Senior Director of Communications, Justin Macione, Communications Manager and Dave Lawrence, Communications Manager. It is meant to serve as an information source for the media. Information contained herein was compiled by current and previous Saints media relations staffs.

**Production, Design & Layout assistance:** Emily Eaton/Highwire Advertising & Design.  
**Cover Design:** Chad Vincent. **Photography:** Michael C. Hebert. **Statistical Research Assistance:** Santo Labombarda/Elias Sports Bureau and Stats, Inc. **Printing:** Mpress Printing. All information current as of June 29, 2010.

© Copyright, 2010. New Orleans Saints.



## EXECUTIVE

Tom Benson Owner/President  
Rita Benson LeBlanc Owner/Executive Vice President  
Jennie Guarisco Executive Assistant to the Owner  
Melissa Manwaring Administrative Asst. to the Owner

## Video

Dave Desposito Video Director  
Jeff Jacobs Assistant Video Director  
Joe Alley Video Assistant  
Paul Zimmer Video Assistant

## FOOTBALL OPERATIONS

Mickey Loomis Executive Vice President/General Manager  
Khari Harber Director of Football Administration  
James Nagaoka Director of Operations  
Debbie Gallagher Executive Asst. to EVP/General Manager

## Player Personnel

Ryan Pace Director of Pro Scouting  
Rick Reprish Director of College Scouting  
Brian Adams Assistant Director of College Scouting  
Terry Fontenot Pro Scout  
Ryan Powell Pro Scout  
Mike Baugh Area Scout  
Josh Lucas Area Scout  
Jim Monos Area Scout  
Mike Neu Area Scout  
Terry Wooden Area Scout  
Ryan Hollern Combine Scout  
Jason Mitchell College Scouting Coordinator  
Joey Laine Salary Cap Analyst/Player Personnel  
Danny Callahan IT/Applications Development Manager  
Joey Vitt, Jr. Scouting Assistant

## Coaching

Sean Payton Head Coach  
Pete Carmichael, Jr. Offensive Coordinator  
Gregg Williams Defensive Coordinator  
Joe Vitt Assistant Head Coach/Linebackers  
Greg McMahon Special Teams Coordinator  
Dennis Allen Secondary  
Charles Byrd Assistant Strength & Conditioning  
Dan Darymple Head Strength & Conditioning  
Brett Ingalls Running Backs  
Bill Johnson Defensive Line  
Curtis Johnson Wide Receivers  
Travis Jones Assistant Defensive Line  
Aaron Kromer Offensive Line/Running Game  
Joe Lombardi Quarterbacks  
Mike Mallory Assistant Special Teams  
Terry Malone Tight Ends  
Tony Oden Assistant Secondary  
Carter Sheridan Offensive Assistant/Wide Receivers  
Frank Smith Coaching Assistant  
Marcus Ungaro Coaching Assistant  
Blake Williams Coaching Assistant  
Brian Young Coaching Assistant  
Robert Wenning Strength & Conditioning Assistant  
Sondra Egan Administrative Assistant to the Head Coach

## Equipment

Dan Simmons Equipment Manager  
John Baumgartner Assistant Equipment Manager  
Silky Powell Assistant Equipment Manager  
Shaun Alfred Equipment Assistant  
Corey Gaudet Equipment Assistant

## Communications

Greg Bensel Vice President of Communications  
Doug Miller Senior Director of Communications  
Justin Macione Communications Manager  
Dave Lawrence Communications Manager

## Player Development

Fred McAfee Director of Player Development

## Athletic Training

Scottie Patton Head Athletic Trainer  
Duane Brooks Assistant Athletic Trainer  
Kevin Mangum Assistant Athletic Trainer

## Medical Staff

Dr. John Amoss Team Physician  
Dr. Deryk Jones Team Orthopedist  
Dr. Misty Suri Team Orthopedist  
Dr. Tim Finney Associate Team Orthopedist

## ADMINISTRATION & MARKETING

Rita Benson LeBlanc Owner/Executive Vice President  
Vicky Neumeier Vice President/General Counsel  
Art Flemez Executive Assistant to the Owner/EVP

## Marketing & Business Development

Ben Hales VP of Marketing & Business Development  
Jean-Paul Dardenne Director of Corporate Partnerships  
Ian Tighe Director of Business/Marketing Operations  
Heather Metzger Director of Entertainment  
Keira Durette Corporate Partnerships Service Manager  
Chris Cordaro Corporate Sales Account Executive  
Derek Henderson Corporate Sales Account Executive  
R.J. Mata Corporate Sales Account Executive  
Whitney-Lehr Ray Corporate Partnership Service Assistant  
Stephen Pate Operations Manager  
Josh Highnote Operations Assistant

## Ticket & Suite Sales

Michael Stanfield Vice President of Ticket & Suite Sales  
Cindy Hart Dir. of Suite Sales & Services and Special Events  
Justin Varnum Director of Ticket Operations  
Travis Burkett Senior Sales Manager  
Derrick James Box Office Manager  
Missy Pender Manager of Suite Services  
Joe Chavis Customer Service Representative  
Thomas Han Customer Service Representative  
Angel Suhr Customer Service Representative  
Jacqueline Alford Account Executive  
Austin Bull Account Executive  
Jared Capozzi Account Executive  
A.J. Rizzo Account Executive  
Tiffany Taffaro Account Executive  
Michael Lewis Ambassador  
Charlene Brown Receptionist  
Stacey Hess Receptionist

## Youth Programs

Jason Trosclair Director of Youth Programs  
Ryan Murphy Youth Programs Manager

## Community Affairs

Nick Karl Director of Community Affairs  
Elicia Broussard-Sheridan Asst. Director of Community Affairs

## FINANCE & ACCOUNTING

Dennis Lauscha Executive Vice President/Chief Financial Officer  
Jay Romig Administrative Director  
Charleen Sharpe Comptroller  
Margaret Lewis Assistant Comptroller  
Tyler Cosek Staff Accountant  
Jeanne Brown Executive Assistant to EVP/CFO  
John Berfect Mail Clerk  
Brittany Hoard Accounting Intern

## Human Resources

Laura Russett Human Resources Coordinator

## Information Technologies

Jeff Huffman IT Network Manager  
Jody Barbier IS/Applications Support Manager  
Chad Vincent Graphic Designer

## Facilities

Terry Ashburn Facilities Manager  
Lester Vallet Jr. Assistant Facilities Manager  
Wade Vicknair Grounds Superintendent  
Corey Rogers Facilities Assistant

## Photographer

Michael C. Hebert Director of Photography



## New Orleans Saints

5800 AIRLINE DRIVE | METAIRIE, LA 70003

MAIN OFFICE (504) 733-0255 | TICKET OFFICE (504) 731-1700






OWNERSHIP







## Tom BENSON OWNER/PRESIDENT

Tom Benson's pronouncement that he would one day bring a championship to New Orleans came to fruition on February 7, 2010 when his New Orleans Saints defeated the Indianapolis Colts, 31-17, in Super Bowl XLIV.

The Saints' successful march to the National Football League's Championship level culminated with the presentation of the Vince Lombardi Trophy on a Sunday evening under warm skies in South Florida. The coveted award ceremony embodied the testament and realization of the principles that Mr. Benson has instilled in the Saints' organization throughout his 25 years of team ownership.

The essential qualities and directives of Benson's tenure as owner of the Saints have been unadorned - direct all of his efforts and resources towards bringing the fans what have been consistently new levels of success on the football field, all the while supporting his hometown and the entire region by investing in the community. Mr. Benson has understood since purchasing the club in 1985 that the Saints are part of the fabric of the Gulf South: a cornerstone of the region economically and he has made them a leader in charitable causes.

In 2009, the Saints entered their 25th season under Benson's ownership, a period defined by historic advancements in successes, whether it be measured by victories, playoff appearances, Superdome attendance figures, national television coverage, positive economic impacts both locally and regionally, as well as serving as one of the most philanthropic and charitable citizens in the city's rich and colorful history.

During his ownership and leadership of the Saints, Benson has helped drive the evolution of the team's legion of fans support that reached a crescendo when the supporters turned out in record numbers to welcome the Saints home from the Super Bowl for a parade that organizers stated exceeded 800,000 spectators.

While his work within the organization and the Saints' turnaround is well documented, his efforts have also paid dividends for the city and the surrounding area. During his tenure as owner, the city has already hosted four Super Bowls, and was awarded Super Bowl XLVII (to be played in 2013) following a vote by NFL Owners after Benson directed a successful campaign during annual league meetings. Mr. Benson has been the driving force behind each campaign to secure the contest, and made this latest accomplishment his top priority in an effort to present the recovery of New Orleans on an international level. And each Super Bowl has been an economic windfall that totals over \$400 million, not to mention the exposure and charitable contributions the NFL makes during Super Bowl week.

Mr. Benson has made the objectives of success, support and investment in the



# OWNERSHIP

region not only his personal direction daily, but the core values of the entire organization. Success has followed, both on the field and off. When Mr. Benson purchased the team, the Saints entered the most compelling and memorable period in franchise history. Prior to his arrival, the club's fans had never enjoyed a winning record, celebrated a division title or experienced the thrill of playoff victories.

But Mr. Benson's impact was immediate. Two years after assuming the reins of the organization, the Saints hosted their first playoff contest. After multiple winning seasons, playoff berths and division titles since, in 2006 the club advanced to the NFC Championship Game, lifting the spirits of the entire region.

His dedication to New Orleans has been among Mr. Benson's most rewarding endeavors. Since 2005, he has positioned the Saints as a leader in the recovery of the region in the wake of Hurricane Katrina, the worst natural disaster in our nation's history. The club was among the first major businesses to return to New Orleans, and in 2006 had a thrilling season that became an inspiration for a region on the mend. The efforts of the organization have continued to lift the community, with the team serving as an economic engine and a pacesetter in philanthropic contributions.

Under Mr. Benson's guidance, the Saints have been a focal point for healing and restoration - annually putting \$15 million in charitable contributions, goods and services back into the Gulf South and Greater New Orleans. He pledged the club's commitment to the region was firm and lasting, with his focus on building a stronger and more unified city. It's a direction that continues to evolve and expand.

Mr. Benson's most ambitious project to date was announced in the spring of 2009 when he stepped forward with the purchase of the formerly vacant and blighted Dominion Tower in New Orleans' Central Business District. As part of the agreement, Benson and his family also purchased the unoccupied New Orleans Centre. The two important commercial spaces, which were vacant since Hurricane Katrina struck the Gulf Coast in 2005, are helping to return the CBD into a more vibrant and viable sector of New Orleans and revitalizing an area that was largely ignored for the better part of four years.

Benson's economic investment plan, which included agreements on both a private and public level, will revitalize the Superdome area, and the agreement with the state includes a dramatic modernization of the stadium. The upgrades with his help will include a legion of new enhancements to improve the fan experience for all events at the Superdome and keep the building competitive with new stadiums across the country.

Mr. Benson's vision of what an NFL club should be off the field - proactive, with a positive impact on the prosperity of the community and the charities that support the less fortunate - has been the determining factor of the Saints' approach.

The Saints' owner has not only reached out by supporting charities, but also by recognizing the future of the area's economy depends on keeping major businesses and employers in the Gulf South locally-owned. His philosophy is to rebuild the economy by developing the infrastructure of the region from the inside, and Mr. Benson recently made another large investment in the city's future and has encouraged a number of other businesses to follow his example.

## BENSON COMMUNITY SERVICE

Tom Benson's greatest impact over the last 26 years has been in the community, and the club's charitable involvement has been among his most rewarding endeavors personally since 1985. He realized immediately the Saints could be more than just a football team to the region, and that the club's players, coaches and staff were pacesetters when it came to volunteerism, involvement, donations and charitable outreach. As a corporate citizen, the Saints annually put millions of dollars back into the community in financial support, in-kind donations, charitable appearances and the donation of goods and services - not to mention the club's critical role in economic impact and development.



Integritas Vitae Award, given to an individual who exemplifies a commitment to community service.

Mr. Benson and the Saints have been honored repeatedly during his years as Owner for the support and care of charitable and civic causes, including the Volunteers of America selecting Mr. Benson as the winner of the annual Good Samaritan Award in Philanthropy in 2008. In 2010, Mr. Benson was awarded Loyola University of New Orleans' highest honor as the recipient of the

Just days following the storm, Mr. Benson and his family started the New Orleans Saints Hurricane Katrina Relief Fund, raising over \$1 million. Annually, the club has also partnered with local youth-oriented charities such as the Boys & Girls Clubs, Special Olympics, Boy and Girl Scouts and the United Way to reach as many children as possible. And over 45 foundations and agencies receive monetary donations from the Saints each year - organizations as diverse as Make-A-Wish Foundation, the American Heart Association, the United Negro College Fund, Habitat For Humanity, the New Orleans Police and Justice Foundation, the National Council of Jewish Women and the Louisiana Philharmonic Orchestra.

In addition to backing charities, Mr. Benson has also been a leading advocate for New Orleans and the Gulf South region. He lends his support in attracting new events to the city, and members of the Saints' front office have worked in conjunction with the Greater New Orleans Sports Foundation and NCAA to bid and receive both the Men's and Women's Final Four Basketball Championships. New Orleans' leading advocate of the successful bid to host Super Bowl XLVII (to be played in 2013), Mr. Benson remains committed to work on behalf of the city to land future Super Bowls.



# OWNERSHIP

In 2008, he purchased WVUE, making FOX-8 the only network-affiliated television station in the New Orleans market that is wholly locally owned. After researching the trends of the media industry, Mr. Benson discovered television stations have increasingly become parts of national media conglomerates, and his focus remains on keeping Louisiana businesses owned by those with ties to the state.

Since 2006 - when New Orleans captured the nation's imagination by winning the NFC South and advancing further into the postseason than ever before - the Saints have been symbolic of the region's resolve and grit, though Mr. Benson as usual chooses to work quietly in the background.

His tenure as owner has been defined by honesty, dedication, loyalty and commitment to the city, region, Saints and the NFL. When Mr. Benson initially became interested in purchasing the club in 1985, he was motivated by out-of-town investors were planning to move the club from New Orleans. He was certainly a fan of the game and the Saints, but the sport had yet to become one of Benson's passions.

As one of the area's top businessmen, Mr. Benson recognized the importance of the team to the region, and he immediately spearheaded the effort to keep the Saints. But unlike others at the time, it wasn't just an emotional plea. He pooled all of his resources, purchased the club in 1985 and preserved the Saints for the team's legion of fans across the area. And the once-rampant speculation that the club was moving immediately ceased.

While Mr. Benson's initial motivation for purchasing the team was to ensure it did not leave New Orleans, all of the Saints' best seasons have come since his arrival, and Mr. Benson's goal remains for the club to rank among the most admired franchises in all of sports, a feat that took a monumental step forward with the Saints' first-ever NFC and NFL championships in 2009.

So perhaps the Saints' successes in the years since were to be expected. Football was a new business for Mr. Benson when he arrived on the scene, but he was a quick learner and followed his lifelong professional philosophy of finding the right people and giving them the freedom to handle their responsibilities.

Mr. Benson also immediately emerged as one of the most trusted and valued figures in the league. He has played a key role in many capacities, including three stints as Chairman of the Finance Committee, one of the league's most difficult, time-consuming and influential positions. The assignment is evidence of the respect and esteem in which successive NFL commissioners and his fellow NFL owners hold him.

Community involvement has been the hallmark of the Benson era since he became the owner of the team, and because of those efforts the World Sports Humanitarian Hall of Fame has twice recognized the club as one of the five most charitable professional organizations. Mr. Benson was selected by the Volunteers of America as the winner of its annual Good Samaritan Award in Philanthropy in recognition of his work in the wake of Hurricane Katrina. In 2010 Benson was honored by Loyola University with the school's Integritas Vitae Award, the New Orleans' school's highest honor. The award is annually presented to an individual who exemplifies the qualities Loyola seeks to instill in its students. The recipient is chosen for displaying high moral character and selfless service, with-

out expectation of material reward or public recognition, and adhering to the principles of honesty, integrity, justice and the preservation of human dignity. In addition, Benson was honored by the New Orleans chapter of CRIMESTOPPERS with the James J. Coleman Corporate Partner Award for his continued support of the national organization with their an independent non-profit organization that works with law enforcement agencies in their work to identify and apprehend criminals.

For his humanitarian and philanthropic endeavors that have positively affected the lives of so many individuals and groups, Benson was recently honored by the Roman Catholic Church with an Oblate Doctor of Human Letters (to a person who has achieved the human purpose for which Divine Providence Placed Him on Earth) certificate that honors his "realities of the most noble of human endeavors, weighted by criteria arising from the deepest human values." The certificate also honors "excellence in the area of life where excellence makes the most difference," and further cites Benson's "attributes and accomplishments that come closest to what God would be interested in honoring."

His wife, the former Gayle Marie LaJaunie and a fellow native of New Orleans, is also involved in several charitable endeavors, including supporting local and regional causes. Mr. and Mrs. Benson have also funded the building of a football stadium located on the University of Incarnate Word Campus, known as Gayle and Tom Benson Field. The school's team took to the field for the first time in 2009 and will continue to grow and build their foundation with Benson's unwavering support. In addition, the Benson family also established an endowment fund at Central Catholic High School in San Antonio that is dedicated to the memory of the late Robert Carter Benson, who graduated from the school in 1962. Tom Benson also donated the Benson Memorial Library at Central Catholic. Benson also is working closely with the Ochsner Foundation Hospital in New Orleans on a Cancer Center that will be named in his honor.

Some of Mr. Benson's most recent attention has gone towards helping those throughout the Gulf Coast affected by the recent oil spill. Initially, he spearheaded a trip to the Louisiana Coast where coaches, players and staff uplifted the spirits of residents and relief workers alike. At the June 8 event, Benson and the club announced an innovative plan to raise funds and awareness for those affected by the disaster, raffling off an authentic Super Bowl XLIV Championship ring to fans.

In 1945, Mr. Benson served in the Navy aboard the U.S.S. South Dakota and has remained particularly close to this branch of the armed forces. He is the only enlisted man to serve on the Board of Trustees of the Pensacola Naval Museum and has been honored with an award from the crew of the submarine U.S.S. Louisiana. In 2007, Mr. Benson was honored by the U.S. Navy Memorial with the Lone Sailor Award, presented to those who exemplify the core values of honor, courage and commitment. In 2009, Benson was presented with U.S. Army's Army Strong award in recognition for his position in the community while demonstrating leadership and Army Values on a daily basis.

A leading advocate for the National World War II Memorial in Washington D.C., Mr. Benson was also a major contributor and past director of The National D-Day Museum in New Orleans, with his pledges helping fund the Pacific Exhibit Grand Opening and the Midway Theater.

# OWNERSHIP



## BENSON MILESTONES

**1985** Ownership of club officially transferred to Tom Benson on May 31 and he becomes managing general partner of the Saints. With training camp almost a month away, Mr. Benson maintained the team management group that he inherited.

**1986** The Benson influence really begins, as the Owner puts his management team in charge of the franchise. His first hire: Jim Finks as president/general manager on Jan. 14. Jim Mora is named the club's 10th head coach two weeks later.

**1987** The Saints post a franchise-best 12-3 record – including victories in the final nine contests – and make the playoffs for the first time.

**1988** The Saints finish 10-6, posting a double-digit victory total again and achieving consecutive winning seasons for the first time in team record books.



**1989** Mr. Benson appointed Chairman of the league's most influential group, the NFL Finance Committee, a position he kept before stepping down in the mid-1990s.

**1990** After winning six of their last nine games, the Saints earn their second playoff appearance by finishing second in the NFC West.

**1991** New Orleans clinched its first-ever division championship at 11-5 as the Superdome hosts its first playoff game.

**1992** The Saints post a 12-4 record and host a playoff game for the second-straight year. Mr. Benson assumes sole ownership of the club.

**1993** The Saints finish second in the NFC West, with the club recording its seventh-straight non-losing season.

**1996** Marking a first for the organization, the coaches, players and staff are housed under one roof with the opening of the team's state-of-the-art facility.

**2000** New Orleans wins the NFC West with a 10-6 record. The Saints win their first playoff game, a 31-28 thriller over St. Louis in the Superdome.

**2001** The city hosts its fourth Super Bowl during Mr. Benson's tenure as Owner – including 1986, 1990 and 1997.



## BENSON MILESTONES

**2003** Mr. Benson again appointed Chairman of the Finance Committee; Construction of new indoor practice facility and other improvements are finished before camp.

**2004** The Saints notched their 150th win since Mr. Benson assumed ownership with a 28-25 overtime victory at St. Louis.

**2005** After Hurricane Katrina ravaged the Gulf South on the verge of the NFL's opening weekend, Benson was forced to move the club's entire operation. Under his leadership, the Saints were able to continue the season, including holding four games in Baton Rouge. The club established the Hurricane Katrina Relief Fund, raising over \$1 million.

**2006** The team returns to Louisiana, with Mr. Benson positioning the club as an emblem of the state's resolve and determination in rebuilding. The Saints – selling out on a season-ticket basis for the first time – win the NFC South title under the guidance of new coach Sean Payton at 10-6. The victory total included a memorable, 23-3 win over Atlanta in the reopening of the Superdome. The team advanced to the NFC Championship for the first time in franchise history.


**2007** Saints reach 350th regular-season game under Mr. Benson's ownership tenure, a 31-24 victory over Arizona in the Superdome.

**2008** Mr. Benson purchases WVUE, making FOX-8 the only network-affiliated television station in the New Orleans market that is wholly locally-owned. He also brings Horizon Entertainment to New Orleans in a joint venture as part of his Louisiana Media Company.

**2009** In what Mr. Benson considers part of his legacy in Louisiana, the New Orleans native reaches an agreement with the state through 2025 that will create a new Sports Development District downtown. The Benson family will purchase and redevelop two properties – each adjacent to the Superdome and have sat dormant and in disrepair since 2005 – an economic windfall for the region without any new taxes.




New Orleans is selected by the NFL to host Super Bowl XLVII, to be played in 2013, with Mr. Benson serving as the city's leading advocate in the campaign. It is the fifth time New Orleans has been selected to host the Super Bowl since Mr. Benson has owned the club.



On the field, the Saints enjoy their most successful season in franchise history. New Orleans sets a club record for victories with a 13-3 regular season, capturing the NFC South title. The Saints then hosted the NFC Championship game for the first time and advance to their first Super Bowl with a 31-28 overtime victory over the Minnesota Vikings on January 24, 2010. New Orleans then defeated the Indianapolis Colts, 31-17, on February 7, 2010, in Super Bowl XLIV in South Florida's Sun Life Stadium to give the Saints their first-ever NFL title.

# OWNERSHIP



**Rita Benson**  
**LEBLANC**  
 OWNER/EXECUTIVE  
 VICE PRESIDENT

Owner/Executive Vice President Rita Benson LeBlanc is the leader of the business operations of the New Orleans Saints, with responsibilities that include overseeing all sales and marketing efforts, the club's community and youth programs, game day entertainment and stadium operations. She represents the club at NFL Ownership Meetings, where she chairs the league's Employee Benefits Committee and serves on the NFL International Committee.

In addition to her responsibilities with the Saints, LeBlanc has taken an active leadership role in tackling the economic, environmental and community challenges that face the New Orleans and Gulf South region through serving on the boards of the Business Council of New Orleans and the River Region and of GNO Inc., the official economic development agency serving the 10-parish Greater New Orleans Region. She played a key role in securing the Super Bowl (XLVII) for New Orleans and serves on the Executive Board of the New Orleans 2013 Super Bowl Host Committee. Recently LeBlanc served on New Orleans Mayor Mitch Landrieu's Economic Development Task Force, a group of business leaders that teamed to gather opinions from the public on how city government could help create jobs and facilitate economic development in the city.

LeBlanc is also playing a key role in the investments being made by her family in the economic development of New Orleans. Through Zelia, Inc., LeBlanc is leading the effort to redevelop Benson Tower and a new sports and entertainment partnership with the State of Louisiana adjacent to the downtown office building and across from the Superdome called Champions Square. The previously blighted and idled properties have served as a catalyst in the Central Business District. She additionally serves on the Board of Directors for the Louisiana Media Company, which includes WVUE FOX-8, the only locally owned television station in New Orleans. Furthering her involvement in the media, television and film industries of the region, LeBlanc also fulfills a position as an executive producer with Horizon Entertainment.

She fosters the rejuvenated spirit of the city of New Orleans through her creativity not only on the Saints' behalf but also on a multitude of civic, cultural and philanthropic levels through her passion for the city she calls home. Recently LeBlanc served as a key figure behind the Saints' June visit to the southeastern community of Plaquemines Parish to help rally community members and provide inspiration to families, business leaders and elected officials who are faced with the catastrophic events that have taken place as a result of the oil spill in the Gulf of Mexico. As a direct result, LeBlanc was part of a never-before initiative of raffling off a Super Bowl XLIV ring to a member of the public that is expected to

result in contributions exceeding a million dollars in funds that will be distributed to those most effected by the results of the catastrophe. The commitment to the betterment of the environment is an important pillar of LeBlanc's core beliefs, as she and the Saints have joined in partnership with several important Gulf Coast Restoration causes.

LeBlanc's commitment to the community extends beyond economic development with a focus on improving the quality of life of citizens in need and environmental protection of the Gulf Coast. While overseeing more than \$5 million in charitable contributions, goods and services donated by the Saints annually, LeBlanc has also led the Saints to partner with several organizations and initiatives focused on Gulf Coast restoration. The Saints have teamed up with several coastal preservation groups, including America's Wetlands and Women of the Storm, to raise awareness and funding for this vital national resource.

She has been recognized for her work on behalf of the team and community by being named in 2007 and 2008 to *Street and Smith's Sports Business Journal's* "40 Under 40", honoring the 40 most influential sports executives under the age of 40. LeBlanc was also honored in New York as one of three selections by vote for W.I.S.E.'s (Women in Sports and Events) "Women of the Year." In 2009 LeBlanc was honored by the organization for her efforts in leading the Saints through the tumultuous period of time associated with guiding a professional sports franchise during and after Hurricane Katrina and helping the Saints organization rise to international prominence in the years that followed the catastrophe. Furthermore in 2010 she participated in the *Fortune/Time/CNN* Global Forum in South Africa, which gathered world leaders to focus on substantive issues and opportunities in the addressing worldly pressing issues. Included in the forum were some of the world's most influential people from the highest ranks of government, science and technology, business, sports, media, entertainment, and nongovernmental organizations.

In the immediate days following the storms, LeBlanc helped establish the New Orleans Saints Hurricane Katrina Relief Fund, which raised over \$1 million dollars to assist the citizens of the Gulf South. She also coordinated the continuing refurbishment of the Superdome and joined the New Orleans Business Council to work for economic growth and development in the area. As the city moves forward under the direction of newly elected Mayor Mitch Landrieu, LeBlanc and the Saints work in concert with spreading the message that New Orleans is viable base for businesses ranging from film and television production companies to Fortune 500 corporations.

In 2009, her family again displayed their unwavering commitment to the region, announcing a new partnership with the state of Louisiana that called for the club to make a long-term investment that dramatically revitalized the neighborhood around the Superdome with the addition of The Benson Tower and Champions Square.

LeBlanc's close working relationship with the League office has proved to be beneficial in securing League grants and programs that benefit Gulf South youth and charitable initiatives. Since 2006, the Saints have distributed over \$2 million dollars to high school and youth football organizations to help in their post-Katrina rebuilding process. For her dedication and efforts in youth football devel-

## OWNERSHIP

opment, LeBlanc was awarded the 2008 “Star Performance Award” by the Professional Football Strength and Conditioning Coaches Society. Continuing to help foster the growth of the sport among the region’s youth through education, LeBlanc was honored with the 2008 Pop Warner Female Achievement Award by the Pop Warner Little Scholars organization.

Under LeBlanc’s direction, the Saints maintain an active presence throughout the Gulf South region by developing and implementing programs that not only allow children to experience the excitement of Saints football but also teach important life skills. As part of the Saints’ Grass Roots Programs, over 5,000 charities, schools, churches, foundations and festivals receive in-kind donations from the club annually. Over 50,000 young people are reached yearly through Saints Youth Programs, over 700 instructors, coaches and athletic directors receive training and over 130 schools and playgrounds in the region are visited. LeBlanc has also been a galvanizing figure in the ever-growing and extremely popular free concert series “Wednesday’s at the Square,” a festival-like gathering each spring that feature both local and national musical acts that has added to the economic viability of New Orleans’ Central Business District.

LeBlanc’s leadership in the local community has been evident, as she has played a critical role in securing the return of the Saints to New Orleans and helped build a World Championship franchise and one that was voted by ESPN The Magazine (June, 2010) as “the best professional organization in professional sports.” She has also directed the team’s marketing development efforts that have lead the club to new heights in season ticket sales. The club sold-out on a season-ticket basis for the first time in 2006, and has repeated the feat each year since. The team was named “2006 Marketer of the Year” by the American Marketing Association’s New Orleans region chapter and received the MAX award for its 2006 “Winning Is An Attitude” advertising campaign.

LeBlanc also committed to bringing additional international events to New Orleans in an effort to increase the city’s global exposure. She played an integral part in hosting the first U.S. Women’s Soccer National Team match in the state when the USA Women played against the Brazilian Women’s National team on July 13, 2003. The contest marked the first international soccer match in the state, and was televised live by ESPN both domestically and internationally.

Her sports industry career has encompassed work in various areas within the Saints organization, as well as the NFL’s League office. She has served in virtually every department within the club, working in concert to insure the club’s fiscal initiatives, business development, stadium viability and enhancement projects. Her past sports experience includes roles with the NFL in New York, the NFL Properties Publishing Group in Los Angeles and NFL Films in Mount Laurel, N.J.

LeBlanc is a graduate of Texas A&M University with a B.S. in Agribusiness – studying abroad for a semester in Italy focusing on international finance and art – and also received a certificate in International Business from the Lowry Mays School of Business.

## BOARD OF DIRECTORS

Mr. Benson is the Chairman of the Saints Board of Directors that includes:

**RITA BENSON LeBLANC**

LeBlanc supervises the entire business and administrative operations of the Saints, including sales, marketing, game day entertainment, stadium operations and all community endeavors. She represents the club at NFL Ownership Meetings and has also made the rebuilding of the Gulf South following recent hurricanes a priority of the organization.

**RENEE BENSON**


Renee Benson is the Owner/President of Renson Enterprises, LLC., and member of the Board of Directors of the Lone Star Capital Bank, NA, both located in San Antonio, Texas. She is also the Owner/President of Uptown Blanco Arts & Entertainment, LLC, located in the heart of downtown Blanco, Texas. Benson is active in numerous philanthropic and professional organizations.

**RYAN LeBLANC**

LeBlanc, Mr. Benson's grandson, oversees the daily operation of the sprawling, 2,500-acre Benson Farm and Ranch – known nationwide as a premier hunting destination – in Johnson City, Texas. The ranch features a herd of over 200 Black Angus cattle, 500 Texas White Tail Deer, exotic animals from all over the world and has purchased, bred and raced over 100 thoroughbred horses.

**MICKY LOOMIS**

Loomis has been with the Saints since 2000 and was promoted to General Manager in 2002. He took on the additional title of Executive Vice President later that year and is responsible for the club's entire football operations. Loomis was a near-unanimous selection as the 2006 NFL Executive of the Year.

**TOM RODDY**

Born in Houma, La., Roddy has a long association with Mr. Benson in both the banking and automotive businesses. He has overseen the day-to-day operations of Benson Management Company as well as Benson Financial Corp. Roddy has also been a member of the Owner's search teams for key hires by the club in the past.

**STANLEY ROSENBERG**

One of Tom Benson's most trusted advisers, Rosenberg has been an associate of the Owner's for over 40 years. In addition to his role as Mr. Benson's attorney, Rosenberg has assisted in representing the club in negotiations with the state and has offered experienced counsel in the selection of the Saints' key hires since 1985. Rosenberg played a key role in the Saints' recent partnership with the state that includes Mr. Benson and his family purchasing the New Orleans Centre and Dominion Tower and a dramatic modernization of the Superdome.



# OWNERSHIP

## BOARD OF DIRECTORS, cont.



### DENNIS LAUSCHA

Lauscha supervises all financial functions of the club and has a lead role in negotiations with government officials – including the recent agreement with the state that includes a 15-year extension of the club's lease with the Superdome and the Benson family purchasing and restoring two properties adjacent to the stadium. Entering his 13th year with the club, Lauscha is the Executive Vice President/Chief Financial Officer and also oversees several administrative and operations departments.

## EXECUTIVE STAFF



### JENNIE GUARISCO

Executive Assistant to the Owner



### MELISSA MANWARING


Administrative Assistant to the Owner





FOOTBALL

# GENERALMANAGER



## Mickey LOOMIS

EXECUTIVE VICE PRESIDENT/  
GENERAL MANAGER

Responsible for the club's entire football operations, Executive Vice President/General Manager Mickey Loomis enters his ninth season in his current position and 11th with the Saints. He is a veteran of over 25 years in the NFL and during his time in New Orleans has been honored with the most prestigious awards presented to a league executive. Yet the most satisfying achievement of Loomis' career came in helping mold the 2009 squad that captured the franchise's first NFL title by winning Super Bowl XLIV.

Loomis was promoted to General Manager in 2002 and earned the additional title of Executive Vice President later that year. The departments under his direction include coaching, player personnel and scouting, salary cap management, contract negotiations, athletic training, equipment, video and communications.

In 2006 - after being the key figure in the hiring of Sean Payton, the signing of Drew Brees and essentially rebuilding a team that would advance to the NFC Championship - Loomis was voted the NFL Executive of the Year by Pro Football Weekly/Pro Football Writers of America. He was also honored by the Sporting News as the George Young Executive of the Year, an award voted on annually by NFL front-office executives and owners.

Loomis has continued to build on the success of 2006, leading to the 2009 championship campaign. Over the past four years, he has brought aboard a collection of players who have played a key role in New Orleans' run to the Super Bowl title through a combination of the draft, free agency and trades. He's also presided over the club's ability to retain their core players, re-signing several significant contributors to long-term contracts.

While his responsibilities have grown during his tenure with the Saints, Loomis has been a key figure in the highest management circle of the organization since arriving in 2000. Loomis joined the club as Director of Football Administration, a post he held until 2002, handling contract negotiations, managing the salary cap and coordinating different areas of the football operations.

In 2005, Loomis helped steer the club through unprecedented challenges for an NFL team. He calmly guided the staff and players through a sudden evacuation from New Orleans in the wake of Hurricane Katrina, in addition to several moves of the club's base of operations.



# GENERALMANAGER

In 2003, Loomis oversaw the renovation of Saints headquarters that added an indoor practice facility, new weight room and cafeteria, giving the club one of the NFL's top training complexes.

Prior to arriving in New Orleans, Loomis spent 15 years with the Seattle Seahawks, including as executive vice president from 1992-98. He joined the Seahawks in October, 1983, was promoted to vice president/finance in 1990 and to executive vice president in 1992.

A native of Eugene, Ore., Loomis has a degree in accounting from the University of Oregon and a master's degree in sports administration from Wichita State University. Married to Melanie, Loomis has four children: Alex, Katherine, Sam and Lucy.



# HEADCOACH



## Sean PAYTON

HEAD COACH

Sean Payton, entering his fifth season as a head coach in the National Football League, is the first coach in New Orleans Saints history to lead the team to a Super Bowl title. Payton, who has quickly molded New Orleans into one of the NFL's elite teams, guided the Saints to their first-ever championship on February 7, 2010 when they defeated the Indianapolis Colts, 31-17, in Super Bowl XLIV.

For Payton, the run has capped a four-year span where the Saints have won 42 games, claimed two division titles, appeared in a pair of NFC Championship games (2006 and 2009) and won Super Bowl XLIV. Payton and New England's Bill Belichick are the only two head coaches to guide their clubs to a conference championship game twice in the last four seasons. His 42 wins during the time are the most during any four-year span in Saints history and the second-most by an NFL coach during this period. With a career coaching record of 42-27 (.609 winning percentage), Payton owns the top winning percentage in club history. This is also the top winning percentage in the NFC South during this period. He's posted a 4-1 (.800) mark in the postseason after the team had won only one play-off game in franchise history prior to his arrival.

Serving as the club's play-caller, Payton's presided over the most prolific offense in the NFL, leading the league in yards per game three-of-his four seasons at the helm and finishing first in scoring in 2008 and 2009. These are the only three times, the Saints have led the NFL in total offense. In franchise history, the Saints have scored at least 45 points 10 times. Six of these outputs have occurred under Payton's watch.

In 2009 Payton guided the Saints to the team's second NFC South title in his four seasons with a 13-3 record. Along the way the Saints set a franchise-record for most regular season wins in a season (13), breaking the previous mark of 12 in 1992. Their 16 overall victories were the most for a club in the 44-year history of the franchise. The Saints also posted the longest winning streak in team history

### PAYTON'S HEADCOACHING CAREER

Year	Team	W	L	T	PCT.	Playoffs
2006	NO	10	6	0	.625	1-1
2007	NO	7	9	0	.438	
2008	NO	8	8	0	.500	
2009	NO	13	3	0	.813	3-0
<b>TOTALS</b>		<b>38</b>	<b>26</b>	<b>0</b>	<b>.594</b>	<b>4-1</b>



when they won their first 13 contests. Payton once again was named as the top head coach in the NFL by numerous media outlets and recognized football chapters.

In 2009, the Saints finished as the National Football League's number one ranked offense (sixth in rushing and fourth in passing) for the second consecutive year and the third time in four seasons. On the other side of the ball, an opportunistic defense recorded 26 interceptions with an NFL-leading five returned for touchdowns. New Orleans also ranked second in the league in opponent red zone touchdown percentage (39.3). The Saints set team records in scoring (510), and touchdowns (64) under Payton's watch and battled through the postseason with victories over the Arizona Cardinals (divisional round), and Minnesota Vikings (NFC Championship game) and Indianapolis Colts (Super Bowl XLIV). A franchise-record seven players were named to the Pro Bowl - QB Drew Brees, G Jahri Evans, C Jonathan Goodwin, S Roman Harper, S Darren Sharper, T Jon Stinchcomb and LB Jonathan Vilma.

In 2008, the Saints ranked No. 1 in the NFL in offense and set team records for total yards (6,571), net passing yards (4,977) and first downs (354), also tying a team record for single-game scoring in a 51-29 win over Green Bay.

## PAYTON BY THE NUMBERS



**A look at the team records set since the start of the 2006 season:**

**Most Points: 510 - 2009**  
**Most Touchdowns: 64 - 2009**  
**Most Touchdowns Passing: 34 - 2009 (tied, 2008)**  
**Longest Winning Streak: 13 - 2009**  
**Most First Downs: 354 - 2008**  
**Most First Downs Passing: 232 - 2008 (tied, 2007)**  
**Most Net Yards: 6,571 - 2008**  
**Highest Avg. Per Offensive Play: 6.3 - 2008**  
**Highest Rushing Avg.: 4.5 - 2009**  
**Most Passing Yards: 4,977 - 2008**  
**Most Pass Attempts: 652 - 2007**  
**Most Pass Completions: 440 - 2007 (NFL Record)**  
**Highest Completion Percentage: 69.5 - 2009**  
**Fewest Sacks Allowed: 13 - 2008**  
**Fewest Turnovers Committed: 23 - 2006**  
**Most Interception Return Yardage: 652 - 2009**  
**Most Interception Returns For Touchdowns: 5 - 2009 (tied, 1998)**  
**Most Punt Returns For Touchdowns: 3 - 2008**

# HEADCOACH



## PLAY IT FORWARD

Head Coach Sean Payton and his wife, Beth, launched the Play It Forward Foundation in 2008 to raise funds and awareness to help families in need in the areas of health, education and social welfare. Since, it has also served as a catalyst for various nonprofit organizations to improve the quality of life for local families in need, as well as support disadvantaged and disabled individuals through educational-based initiatives, increased and improved health-care support systems, and social welfare through research, education and professional services.

In 2008, the foundation held its first Black & Gold Gala fundraiser at the Louisiana Superdome, with ESPN's Chris Berman serving as the master of ceremonies and Irma Thomas and Jimmy Buffett serving as honorary chairs. Three of the main benefactors were Brad Pitt's Make It Right NOLA, Blaine Kern's First Responder's Fund and the Dr. Phil Foundation. The multiple approach advanced the mission of enriching lives and strengthening the New Orleans community and Gulf South region. The foundation will host their second Black and Gold Gala, again featuring an all-star lineup of stars in athletics, entertainment and music on October 1 at the Superdome. Funds raised will be distributed to Feed the Children and the Dr. Phil Foundation.

In May, 2009, the foundation hosted its inaugural golf tournament - the Celebrity Kid's Classic - which raised thousands of dollars to benefit children's charities throughout Greater New Orleans.

Prior to training camp, Payton also hosts an annual High School Football Camp, a free camp at the team's training facility for high school players focused on developing skill position players. It includes a life skills presentation by Payton.

In 2007, the Saints endured injuries and a slow start, but put together a four-game winning streak to get back into playoff contention. New Orleans finished No. 4 in the NFL in total offense while also holding nine opponents to 17 points or fewer.

Payton scrapped the traditional timetable for rebuilding an NFL club in 2006. In his opening season as a head coach, the Saints jumped out to a 3-0 record - a first in team history and equaling the team's win total from the previous year - and clinched the NFC South title before the regular season finale. New Orleans led the NFL in total offense, went to the postseason for the first time since 2000 and advanced to the NFC Championship for the first time. When 2006 came to a close, Payton was voted the Coach of the Year by the *Associated Press*, *Pro Football Weekly*/Pro Football Writers of America, The Sporting News and the Maxwell Club. He and his staff also coached the NFC squad in the Pro Bowl.

## PAYTON'S PLACE

### SAINTS HEAD COACHES

Payton has the highest winning percentage among the 14 head coaches in Saints history. He enters his fifth season with the Saints ranked third in franchise history in career wins, but needs just five more to move into second place:

Coach	Years	Reg. Season	Playoffs	Overall	Pct.
<b>Sean Payton</b>	<b>2006-</b>	<b>38-26</b>	<b>4-1</b>	<b>42-27</b>	<b>.609</b>
Jim Mora	1988-96	93-74	0-4	93-78	.544
Jim Haslett	2000-05	45-51	1-1	46-52	.469

### PAYTON AMONG NFL'S WINNINGEST

Sean Payton has been among the league's elite in victories since becoming an NFL head coach in 2006. Payton's 42 regular season and postseason wins since the start of the 2006 season is tied for second among all NFL coaches. Payton owns a 42-27 record (.609) over that span.

### Most Wins Since Start of 2006 Season

Coach	Team	Wins
Bill Belichick	New England	53
<b>Sean Payton</b>	<b>New Orleans</b>	<b>42</b>
Tom Coughlin	N.Y. Giants	42
Andy Reid	Philadelphia	41
Tony Dungy	Indianapolis	41

### ROAD WARRIORS

Since Payton became head coach in 2006, the Saints have the sixth-best record in the NFL at visiting stadiums with a 19-13 mark. With a 7-1 road mark in 2009, tied for best in the NFL, the Saints matched the 2000 squad for the most road wins in club history. Including the final road game of 2008, New Orleans' eight game win streak away from home was the second-longest in club record books to a ten-game win streak from Oct. 18, 1987-Oct. 6, 1988.

### NFL's Best Regular Season Road Records Since 2006

Team	Record
1. Indianapolis	24-8
2. New England	23-9
3. New York Giants	21-11
4t. San Diego	20-12
4t. Dallas	20-12
<b>6. New Orleans</b>	<b>19-13</b>

### SCORING EXPLOSION

With five performances of 45 points or more in the 2009 season, the Saints posted five of their ten highest-scoring games in club history. Six of the ten have occurred on Payton's watch since he arrived.

### Single-Game Points Scored in Saints History

Points	Opponents	Date
<b>51</b>	<b>vs. Green Bay</b>	<b>11/24/08</b>
51	at St. Louis	11/2/69
51	at Seattle	11/21/76
<b>48</b>	<b>vs. N.Y. Giants</b>	<b>10/18/09</b>
<b>48</b>	<b>at Philadelphia</b>	<b>9/20/09</b>
<b>46</b>	<b>at Miami</b>	<b>10/25/09</b>
<b>45</b>	<b>vs. Arizona*</b>	<b>1/16/10</b>
<b>45</b>	<b>vs. Detroit</b>	<b>9/13/09</b>
45	at Atlanta	10/19/03
45	vs. N.Y. Giants	12/14/03

\*NFC Divisional Playoff

# HEADCOACH

Payton was hired as the 14th head coach in Saints history on Jan. 18, 2006 after being a member of the Dallas Cowboys staff since 2003. In 2010 he enters his 14th season in the NFL and 22nd in coaching.

Prior to his final season with the Cowboys, Payton was promoted to assistant head coach/passing game coordinator and was responsible for the team's play-calling. For the previous two years, he had been assistant head coach/quarterbacks. In 2005, the Cowboys tied for second in the NFC with 318 first downs. When Payton arrived Dallas had ranked 31st in passing the previous year but immediately improved to 17th.

Payton came to Dallas after four years with the New York Giants (1999-2002), the last three as offensive coordinator after spending his first season as quarterbacks coach. Payton solidified his reputation as one of the game's brightest offensive minds in 2000. In his first season as coordinator, the Giants captured the NFC title and went to Super Bowl XXXV. New York scored 328 points - the club's highest total since 1990 - and finished 13th in the NFL in total offense.

Payton was first assigned play-calling duties prior to a game against the Jets on Dec. 5, 1999. The Giants responded with 41 points and 490 yards - both season highs - and he retained that assignment over the final five games. Appointed the offensive coordinator the following season, over the next three years the Giants passing attack continually improved, ranking 13th in the NFL in 2000, tied for eighth in 2001 and sixth in 2002.

In 2002 the Giants also finished sixth overall in total offense, the team's highest ranking since 1985. In the previous decade, New York hadn't ranked above 20th. Prior to joining the Giants, he spent 1997 and 1998 as Philadelphia's quarterbacks coach. In 1997, the Eagles ranked second in passing and third in total offense in the NFC.

During his career, Payton has had particular success tutoring quarterbacks. Brees has thrived since arriving in New Orleans, as he holds or has tied a total of 17 club career, single season and single game records. Brees enjoyed his finest season last year, when he finished first in with an NFL record 70.6 completion percentage and also led the league with a career-high 106.9 passer rating and 34 touchdown passes. In the postseason, the Super Bowl MVP threw for eight scores with no interceptions, playing mistake-free football on the way to the Championship. Under Payton's watch in 2008, Brees became the second passer in NFL history to throw for over 5,000 yards in a season. In 2007, Brees set a league record with 440 completions, and he owns club records for almost every single-season category.

Since 2000, every passer under Payton's guidance has thrown for over 3,000 yards. In addition to Brees since 2006, the three starting quarterbacks he worked with in Dallas - Drew Bledsoe in 2005, Vinny Testaverde in 2004 and Quincy Carter in 2003 - all surpassed the milestone. And while in New York, Giants QB Kerry Collins had 4,073 yards in 2002.

Payton wrapped two coaching stints at San Diego State University (1988-89 and 1992-93) around a stop at Indiana State (1990-91). During his second stretch with the Aztecs, Payton was running backs coach, working with Heisman Trophy runner-up Marshall Faulk before becoming quarterbacks coach.

Following the 1993 season, Payton moved to Miami of Ohio (1994-95) where he was quarterbacks coach prior to being promoted to co-offensive coordinator. He spent 1996 as quarterbacks coach at Illinois before entering the NFL with Philadelphia.

Payton earned a bachelor's degree in communications at Eastern Illinois, where as a quarterback he had 10,665 passing yards, then the third-highest total in NCAA Division I-AA history. The three-time AP All-American selection had professional stints with Chicago of the Arena Football League, Ottawa of the Canadian Football League and the Chicago Bears in 1987. Payton was inducted into the Eastern Illinois Hall of Fame in September of 2000.

Born Dec. 29, 1963 in San Mateo, Calif., and raised in Naperville, Ill., Payton and his wife, Beth, have a daughter, Meghan and a son, Connor.

**PLAYING CAREER:** Eastern Illinois, 1982-86; Chicago Bruisers (Arena Football League), 1987; Ottawa Rough Riders (CFL), 1987; Chicago Bears, 1987.

**COACHING CAREER:** San Diego State, 1988-89; Indiana State, 1990-91; San Diego State, 1992-93; Miami (Ohio), 1994-95; Illinois, 1996; Philadelphia Eagles, 1997-98; New York Giants, 1999-2002; Dallas Cowboys, 2003-05; New Orleans Saints (head coach), 2006-.





# COACHINGSTAFF



**Gregg**  
**WILLIAMS**  
DEFENSIVE COORDINATOR

When Coach Sean Payton began the search for a defensive coordinator following the 2008 season, he focused on finding a coach with experience, intensity, character and a track record of success built on teaching skills. Payton found those traits in Williams, who has been the leader of some of the NFL's finest defenses of the last decade.

Williams, a 20-year coaching veteran in the NFL - including three seasons as a head coach and ten as a defensive coordinator - has a well-earned reputation around the league for producing sound, aggressive units.

Williams' impact on the Saints' defense was impressive as they improved significantly in several categories. After allowing opponents to score touchdowns in the red zone on 48.2 of their possessions in 2008, the Saints lowered that figure to 39.3 in 2009, second-lowest in the NFL. The Saints recorded only 15 interceptions in 2008 and then finished second in the NFC and third in the NFL with 26 picks in 2009. He was in charge of a unit that recorded 35 defensive takeaways, after recording only 21 in 2008. Seven of those takeaways were returned for touchdowns. New Orleans had three defensive players (S Roman Harper, S Darren Sharper and LB Jonathan Vilma) named to the Pro Bowl.

The defense continued to show a nose for the ball in the playoffs as they led the league with eight takeaways, while holding opponents to an average of 19.7 points per game. Twice the defense came up with a pair of key fourth quarter interceptions. Near the end of regulation in the NFC Championship Game, CB Tracy Porter intercepted Minnesota QB Brett Favre at the New Orleans 22-yard line, stopping a potential Vikings game-winning score and ensuring overtime. Late in the fourth quarter of Super Bowl XLIV, the Saints took a 14-point lead when Porter returned a Peyton Manning pick 74 yards for a touchdown.

He arrived in New Orleans following a one-year stint in Jacksonville as defensive coordinator/assistant head coach, defense, where in 2008 the Jaguars held 10 opponents to 20 points or less. Williams spent the previous four seasons (2004-07) as assistant head coach/defense of the Washington Redskins.

Washington had one of the NFL's top defenses over that span, allowing just 19.4 points per game and ranking sixth overall in defense during the four-season stretch. In 2007, the Redskins ranked eighth in the NFL in total defense, including allowing only 91.3 yards per game rushing.

In 2005, the Redskins defense was a key factor in the club making its first post-season appearance since 1999. Washington allowed less than 19 points per contest that season - including a scant 11.7 over the final six games. In 2004, Williams

## GREGG WILLIAMS FOUNDATION



Williams has made community service a priority throughout his career. He created the Gregg Williams Foundation, Inc. in 2004 ([www.greggwilliamsfoundation.org](http://www.greggwilliamsfoundation.org)) to benefit the children in his hometown of Excelsior Springs and provide funding for the community. For the past six years, he has held the Gregg Williams Tiger Classic, and he has also organized coaching clinics, seven-on-seven tournaments and lineman challenges. Since coming to the Saints, Williams has held fundraisers in New Orleans as well. Williams has made the doctrine of the foundation that every cent raised stay in the Excelsior Springs community.

The proceeds from his events have funded a multitude of projects. New scoreboards for the football stadium, basketball gym and baseball field have been installed, as well as a new irrigation system for the football practice field and new uniforms for the team. Williams' foundation also funded the construction of a new weight room and fitness center, special flooring for the volleyball courts and the purchase of heart monitor watches for the middle school. For wheelchair athletes, a YMCA fitness center was built as part of the Challenger Program.

But athletics haven't been the only beneficiary of the foundation. A robotics team has been created for the school's science department, college scholarships and competitive educational programs have been established and recreation parks have been built. A Career Center with business classes was funded, local art and theater programs have been supported and the museum has also received generous donations. A latchkey program for children with working parents was also established with foundation contributions, as well as SAFE programs and After-Prom sponsorships. 20 Drama Club members were sent to Scotland to participate in theater arts training & competition.

made an immediate impact on a unit that had finished 24th the year before, with the Redskins' defense improving to third in the NFL and forcing 26 turnovers.

Prior to joining the Redskins, Williams spent three seasons as head coach of the Buffalo Bills, where the defense improved each season. In 2003, the Bills ranked second in the league, jumping from 15th in 2002 and 21st in 2001. Overall in 2003, Buffalo's defensive and special teams units finished among the NFL's top five in nine categories.

His reputation as a defensive coach was forged in his years with Tennessee, where he served for 11 seasons (1990-2000), including as coordinator over his last four years with the club. Initially hired as a defensive quality control coach when the team was still located in Houston, he was promoted to special teams coach in 1993, and took over as linebackers coach from 1994-96 before being promoted to defensive coordinator in 1997.

The club made a steady climb to the top of the NFL's defensive charts under

# COACHINGSTAFF

Williams' direction. In his first year as coordinator, the unit forced 32 turnovers. In 1998, Tennessee ranked in the top 10 against the run and held seven opponents to 14 points or less. The following year the Titans would march to Super Bowl XXXIV, force 39 turnovers and place DE Jevon Kearse and DT John Thornton on All-Rookie teams.

In 2000, the Titans led the NFL in total defense for the first time since joining the NFL and allowed 191 points - the third-fewest in league record books since the adoption of a 16-game schedule in 1978. Tennessee also set club records with 55 sacks, fewest passing yards allowed (2,424) and fewest touchdowns allowed (17). It completed a two-year stretch where the Titans posted an NFL-high 109 sacks. Prior to arriving in the NFL, Williams was a graduate assistant at the University of Houston from 1988-89 under former NFL head coach Jack Pardee. From 1984-87, Williams was the head coach at Belton, Mo., High School after opening his coaching career at Excelsior Springs (Mo.) High School.

Williams graduated from Northeast Missouri State, where he played quarterback and also played baseball. He later earned a master's degree from Central Missouri. He and his wife, Leigh Ann, have a daughter, Amy, and two sons, Blake, a coaching assistant on the Saints staff, and Chase, a freshman on the Virginia Tech football squad. Gregg and Blake were the first father and son combination who served on the same coaching staff to win a Super Bowl.

**PLAYING CAREER:** Northeast Missouri State 1977-79.

**COACHING CAREER:** University of Houston, 1988-89; Houston Oilers/Tennessee Titans, 1990-2000; Buffalo Bills (head coach), 2001-03; Washington Redskins, 2004-07; Jacksonville Jaguars, 2008; New Orleans Saints, 2009-.



**Pete**  
**CARMICHAEL, JR.**  
OFFENSIVE COORDINATOR

Pete Carmichael Jr. is in his second season as the Saints' offensive coordinator after tutoring the club's quarterbacks the previous three years. Throughout this time he has been a key figure in the planning and preparations of an offensive attack that has been ranked first in the NFL in yardage in three of the last four seasons, while leading the league in scoring for the past two campaigns.

In his first season with his new title, The Saints continued to compile impressive numbers on offense. The Saints finished in the top five in seven offensive categories and eight single season and single game team records were set or tied. They scored a club-record and NFL-best 510 points, the ninth-highest total in

league record books. At least 45 points were scored four times, a fifth time in the postseason, with four straight outputs of at least 30. They ranked first in the league with 6,461 net yards, the second-best total in club history. The Saints' 348 first downs was the second-best total both in 2009 league rankings and in team record books. The Saints also finished the season ranked sixth in the NFL in rushing yardage with 131.6 yards per game on a club-best 4.5 yards per carry, an improvement from 28th in 2008 and their highest ranking since 1987 when they were third with a 146.0 average.

The offense continued to flourish in the postseason, averaging 35.6 points per game and scoring eight-of-nine times inside the red zone. QB Drew Brees keyed the run, completing 70.6 percent of his passes and throwing eight touchdowns, tied for the fifth-highest postseason total in NFL history and a 117.0 passer rating. He was selected Most Valuable Player in Super Bowl XLIV, as he led the Saints back from a ten point deficit, completing 18 of his last 19 passes and engineering the fourth quarter game-winning drive, culminating in the go-ahead touchdown pass to Jeremy Shockey with under five minutes left.

In 2008, Carmichael's title was quarterbacks/passing game - with duties that included assisting in the pass routes, protection schemes and quarterback responsibilities. He tutored the signal callers his first three seasons with the club. In 2008, the offense went on to rank No. 1 in the NFL in passing, and Brees threw for 5,069 yards - the second-highest total in league history and tossed a club-record 34 touchdowns.

Carmichael has worked closely with Brees since both arrived in New Orleans in 2006, and since then the majority of the franchise's career, single-game and single-season passing records have fallen. Brees has led the NFL in passing yardage twice, set NFL records for completions (440-2007) and completion percentage (70.6-2009) and has thrown for a club record 122 touchdowns over the last four seasons.

Carmichael brings the perspective of having a wide range of coaching experiences, including working with nearly every position group on offense during his career. With the Chargers, he assisted wide receivers coach James Lofton for an offense that ranked 10th in the NFL in 2004 and 2005. Carmichael joined the Chargers in 2002 and served as offensive assistant/quality control until being promoted.


In 2001, Carmichael was quality control coach for the Washington Redskins, and in 2000, he was the tight ends and offensive assistant coach for the Cleveland Browns. From 1995-99, Carmichael was the quarterbacks coach at Louisiana Tech, and during his tenure the Bulldogs' QBs broke almost every passing record at the school. He began his coaching career as the assistant offensive line coach at the University of New Hampshire in 1994, with the Wildcats winning the Yankee Conference championship.

Born Oct. 6, 1971 in Framingham, Mass., Carmichael attended Medway (Mass.) HS where he played football and baseball. He went on to a collegiate playing career in baseball and was a four-year letterman at Boston College. As a senior, Carmichael was a team captain and Most Valuable Player. He graduated with a degree in mathematics in 1994.

Carmichael and his wife, Tina, have sons, Peter and John and a daughter, Allison.

# COACHINGSTAFF

**COACHING CAREER:** New Hampshire, 1994; Louisiana Tech, 1995-99; Cleveland Browns, 2000; Washington Redskins, 2001; San Diego Chargers, 2002-05; New Orleans Saints, 2006-.



## Joe VITT

ASSISTANT HEAD COACH/  
LINEBACKERS

Tutoring a unit that since 2006 has annually ranked among the Saints' most productive position groups, assistant head coach/linebackers Joe Vitt enters his

fifth season in New Orleans.

In 2009, two of the club's top three tacklers on defense came from the linebacker corps, including Jonathan Vilma, who led the team for the second consecutive season with 130 stops, adding two sacks and three interceptions. Under Vitt's supervision, Vilma was the first Saints linebacker selected to a Pro Bowl since 2000. Scott Shanle added 106 tackles with two interceptions and two fumble recoveries to finish tied for third in the NFL among linebackers with four takeaways.

Vitt came to the Saints after serving as interim head coach for the final 11 games in St. Louis in 2005. He held the Rams together during a difficult period after previously holding the title of assistant head coach/linebackers. It was part of a two-year stint with the Rams where he also turned a handful of young defenders into a unit that paced the team in tackles each season.

He joined St. Louis after working as linebackers coach in Kansas City from 2000-03. It was with the Chiefs where he first worked with former Saint Scott Fujita, a fifth-round pick who developed into one of Kansas City's top defenders and led them in tackles twice. In New Orleans, under Vitt's tutelage, he enjoyed three consecutive seasons with over 100 stops.

Vitt took over the linebacker corps in Kansas City after tutoring the Green Bay defensive backs in 1999, molding a legion of rookies and young players into a formidable unit that doubled the Packers' previous-year total by picking off 26 passes. One of his understudies was Saints safety Darren Sharper, who led the Packers with 113 tackles.

From 1995-98, Vitt was linebackers coach for Philadelphia, where he first worked with Saints head coach Sean Payton. In 1998, his group helped the Eagles lead the NFL in pass defense, allowing 170 yards per game. Vitt was assistant head coach and defensive backs coach with the Rams under Chuck Knox from 1992-94 for the franchise's final three seasons in Los Angeles.




Vitt spent 10 seasons with the Seattle Seahawks (1982-91), holding several titles during that stretch. In 1982 he was defensive quality control coach/assistant strength & conditioning coach. From 1983-87 Vitt was quality control/assistant linebackers coach, and from 1988-91 he tutored the safeties.

Born in Syracuse, N.Y., Vitt grew up in Blackwood, N.J., and played four years at linebacker for Towson State, where he was part of a squad that went undefeated in 1974. Vitt was later inducted into the Towson State Hall of Fame. He entered the NFL coaching ranks with the Baltimore Colts as strength/quality control coach from 1979-81.

Vitt is married to Linda, with two children: Joe, Jr. and daughter, Jennifer.

**PLAYING CAREER:** Towson State, 1974-77.

**COACHING CAREER:** Baltimore Colts, 1979-81; Seattle Seahawks, 1982-91; Los Angeles Rams, 1992-94; Philadelphia Eagles, 1995-98; Green Bay Packers, 1999; Kansas City Chiefs, 2000-03; St. Louis Rams (head coach, final 11 games of 2005), 2004-05; New Orleans Saints, 2006-.



**Greg**  
**McMAHON**  
SPECIAL TEAMS COORDINATOR

Greg McMahon enters his fifth season working with the special teams and third as coordinator. His tenure with the club has been defined by solid performances by the kicking game, the coverage units and the returners.

With McMahon stressing opportunistic play over the last four seasons, the Saints have recovered nine fumbles on special teams, scored eight touchdowns -including five on punt returns - and blocked a punt and a pair of field goals.

All facets of the kicking game played a crucial role in New Orleans' 2009 championship campaign. The unit finished fourth in the league in kickoff return average (24.4) as Courtney Roby had the first touchdown return by a Saint since 2004. Roby is the club's all-time kickoff return average (26.7) leader. In the post-season, RB Reggie Bush had an 83-yard punt return for a touchdown to break open the NFC Divisional Playoff vs. Arizona.

While the coverage units scooped up three fumbles, the most improved group were the specialists. K Garrett Hartley, who made the first 16 field goal attempts of his career, setting an NFL record for most consecutive tries to start, came through clutch twice in the postseason. His 40-yard field goal in overtime of the NFC Championship sent the Saints to the Super Bowl. Hartley then became the first kicker in Super Bowl history to boot three kicks of 40-or-more yards. LS Jason Kyle, a

## COACHINGSTAFF

15-year NFL veteran, was selected to USA Today's All-Joe team. P Thomas Morstead, the club's fifth round draft choice, was the first Saints punter to capture NFC Special Teams Player of the Week twice in the same season. On kickoffs, he finished fourth in the NFL with 27 touchbacks. In Super Bowl XLIV, Morstead successfully executed an onside kick at the start of the second half that brought possession back to New Orleans.

Special teams played a key role for the Saints in 2008, McMahon's first year as coordinator. New Orleans finished the season as one of only four teams to rank in the top 10 in both punt return average (fourth) and kickoff return average (eighth). Bush scored on two punt returns vs. Minnesota to tie an NFL record. Then a rookie, Hartley, signed after a midseason tryout, started his field goal streak by making all 13 attempts.

McMahon served as assistant special teams coach for his first two years in New Orleans, following a one-year stint as tight ends/special teams coach at East Carolina.

In 2005, the Pirates finished in the top 20 in the nation in field goal accuracy and had a pair of solid return men. As tight ends coach, McMahon was part of a staff that directed East Carolina to the fourth-highest passing total in school history.

He spent 13 years at the University of Illinois (1992-2004), working primarily with the special teams, tight ends and wide receivers. In 1997, McMahon took on the additional responsibility of overseeing the special teams. His efforts were integral in Illinois making four bowl appearances and twice appearing in the final national rankings, and in 2001 the school finished 10-2 and captured the Big Ten title.

Based on the records his units established, the play of the special teams during McMahon's years at Illinois are unmatched in school history. Illinois blocked 16 kicks from 2001-04 and accounted for nine touchdowns. K Neil Rackers, and punt return yardage leader Eugene Wilson, both currently with the Houston Texans, each benefited from McMahon's guidance. Players under his direction included the school leaders in career punting average, single-season scoring and all-time punt return yardage.

McMahon, 50, came to Illinois in 1992 from Nevada-Las Vegas, where he spent two years as special teams coordinator as well as coaching offensive tackles and tight ends. He has also had stints with Valdosta (Ga.) State, Southern Illinois, North Alabama and Minnesota.

As a defensive back at Eastern Illinois, he was a member of two teams that played for the NCAA Division II National Championship. The Panthers won the title in 1978 and again went to the championship game two years later. McMahon earned a degree in psychology from EIU in 1983.

McMahon and wife, Linda, have three children: sons Drew and Sam and daughter Lisa.

**PLAYING CAREER:** Eastern Illinois, 1978-81.

**COACHING CAREER:** Eastern Illinois, 1982; Minnesota, 1983-84; North Alabama, 1985-87; Southern Illinois, 1988; Valdosta State, 1989; UNLV, 1990-91; Illinois, 1992-2004; East Carolina, 2005; New Orleans Saints, 2006-.



## Dennis ALLEN SECONDARY

Entering his fifth year with the Saints, Dennis Allen begins his third season as secondary coach after serving as assistant defensive line coach his first two years with the club. A nine-year NFL coaching veteran, Allen brings a well-rounded base of experience to his

position - with an emphasis on working with defensive backs - and a strong reputation for his teaching skills.

In 2009, the Saints secondary allowed the fifth-fewest touchdown passes in the NFL (15). They accounted for 20 of the club's 26 interceptions, returning a league-leading five for touchdowns.

A revamped starting secondary of CB Jabari Greer, S Roman Harper, CB Tracy Porter and S Darren Sharper made numerous game-changing plays for New Orleans. Greer returned one interception for a touchdown. Harper led the defense with a career-high 127 tackles and added 1.5 sacks and two forced fumbles. Porter finished second on the club with four interceptions, one returned for a touchdown in the regular season and in the postseason picked off future NFL Hall of Famers Brett Favre and Peyton Manning in the fourth quarter in consecutive contests. Sharper tied for first in the NFL with nine interceptions, also tying for the league lead with three returned for scores. With both Harper and Sharper being voted to the Pro Bowl, the Saints secondary had two selections to the all-star game for the first time in team history.

While serving as assistant defensive line coach from 2006-07, Allen helped develop a unit that ranked as one of the strengths of the Saints' defense. During that stretch, the defensive front combined for 48.5 sacks, 10 forced fumbles and 10 fumble recoveries and DE Will Smith was voted to the 2006 Pro Bowl.

Allen joined the Saints after a four-year stint with the Atlanta Falcons, where he spent his final two years as defensive assistant/quality control, with an emphasis on working with the defensive line. Over the previous two seasons, he was in charge of defensive quality control while helping tutor the secondary.

Over his last two years in Atlanta, the Falcons' defense was paced by the play of

# COACHINGSTAFF

the front four. In 2004, Atlanta led the NFL for the first time in club history with 48 sacks and the unit sent DE Patrick Kerney to the Pro Bowl. In 2005 DT Rod Coleman represented the club in the Pro Bowl and the Falcons notched 37 sacks.

In 2002, Allen's first year with the Falcons, he assisted in coaching the defensive backfield. Atlanta improved to 16th against the pass after ranking 30th the year before, and tied for third in the NFL with 24 interceptions.

Taking over as the Saints' secondary coach in 2008 was a return to Allen's coaching and playing roots. He had two stints working with defensive backs in the past on the college level.

Allen worked as the secondary coach for the University of Tulsa (2000-01) before heading to the NFL. Prior to his stint at Tulsa, Allen was on the coaching staff for four years (1996-99) at Texas A&M as a graduate assistant, working primarily with the school's secondary.


A native of Hurst, Texas, Allen earned four letters for Texas A&M as a safety from 1992-95 and started the final 21 games of his career. A highlight was his fourth-quarter interception that clinched an 18-9 victory over Texas in 1993, sending the Aggies to their third-straight Cotton Bowl. He collected Southwest Conference Defensive Player of the Week honors after intercepting two passes in a 36-14 win over Oklahoma in 1994.

Allen was signed as an undrafted free agent by the Buffalo Bills and competed in their training camp in 1996. Allen's father, Grady, was a linebacker for the Falcons from 1969-72.

He and his wife, Alisson, have a son, Garrison and a daughter, Layla.

**PLAYING CAREER:** Texas A&M, 1992-95.

**COACHING CAREER:** Texas A&M, 1996-1999; Tulsa, 2000-01; Atlanta Falcons, 2002-05; New Orleans Saints, 2006-.



## Charles BYRD

ASSISTANT STRENGTH  
& CONDITIONING


After serving as a strength & conditioning assistant his first two seasons with the Saints, 2010 will mark Charles Byrd's first campaign as the club's assistant strength and conditioning coach. Byrd's responsibilities will consist of assisting head strength and conditioning coach Dan Dalrymple in implementing the team's year-round program

Byrd is in his fifth season as a coach after stints on the offseason and training camp rosters of the Cleveland Browns, Green Bay Packers, Washington Redskins and New York Giants from 2005-06 as a defensive back, also playing for Las Vegas of the Arena Football League in 2006. He started as a strength and conditioning intern at Miami University (Ohio) in 2006, becoming a graduate assistant in his final year with the Redhawks before coming to New Orleans.

Byrd graduated from Morehead State University with a bachelor's degree in University Studies, where he played in the secondary and as a kickoff returner from 2001-04. The Oxford, Ohio native earned Division I-AA Mid-Major All-America honors for two straight seasons. A team captain and three-year starter, he helped the Eagles to three consecutive Pioneer Football League Southern Division championships.

**PLAYING CAREER:** Morehead State, 2001-04; Las Vegas Gladiators (AFL), 2006.

**COACHING CAREER:** Miami (Ohio), 2006-07; New Orleans Saints, 2008-.



## Dan DALRYMPLE

HEAD STRENGTH & CONDITIONING

By designing extensive workout programs - crafted to the needs of every player as well as the demands of each position group - strength & conditioning coach Dan Dalrymple has been a key member of the Saints organization since arriving in 2006. His responsibilities and influence both in the weight room and on the field remain constant throughout the entire year.

The efforts of Dalrymple and his staff have played a key role in the club's success over the past four seasons. His routines, focused on building and maintaining strength and stamina, while minimizing injuries have paid dividends for the Saints. Nine players have been selected to the Pro Bowl during his tenure, six for the first time in their careers.

In 2009's Super Bowl XLIV Championship season, evidence of the conditioning of the club was their stamina throughout games, as they outscored opponents 139-48 in the fourth quarter, finishing first in the NFL in both points scored and allowed in the final period. He was named as the recipient of the Cybex Professional Strength and Conditioning Coach of the Year by the Professional Football Strength and Conditioning Coaches Society and the Samson Strength and Conditioning NFL Coach of the Year award from American Football Monthly.

Prior to joining the Saints, Dalrymple spent the previous 17 seasons in a similar



# COACHINGSTAFF

capacity at Miami University (Ohio), including the last 16 as director of athletic conditioning, a program he built from its foundation. While the football team was a focus of his efforts, Dalrymple and his staff created workout regimens for every athletic program. He was promoted with the additional title of assistant athletic director in 2003.

Dalrymple has been certified by the National Strength & Conditioning Association since 1991 and has been honored as a finalist for the organization's coach of the year in 1995, 1997, 1999, 2003 and 2006. He's one of only two NFL coaches in his field to be certified by the Collegiate Strength & Conditioning Coaches Association as a Master Strength & Conditioning Coach.

Dalrymple has earned two certifications for USA Weightlifting that designate him as qualified to work with athletes in Olympic weightlifting and as a sports performance specialist.

After taking over the supervision of Miami's strength and conditioning program in 1989, the football program posted a 116-72-9 record, had a streak of 12-straight winning seasons and went to bowl games in 2003 and 2004.

For the Saints, Dalrymple couples his intense work ethic and a constant evolution of his approach with a lengthy background in football.

A 1988 graduate of Miami, Dalrymple was a four-year starter (1983-86) as an offensive lineman and was a first-team All-MAC selection his final two seasons, also earning honorable mention All-America accolades. He was one of three captains of the 1986 conference champion team. Dalrymple was later honored as one of five linemen on The Cincinnati Enquirer's All-20th Century Miami football team and was elected to the school's Hall of Fame in 2002.

After his college career and attending training camp with the Seattle Seahawks, Dalrymple returned to his alma mater as a student assistant coach in 1987. He served as a graduate assistant the following year before being promoted to offensive line and strength coach in 1989. He was named strength & conditioning coordinator in December of that year.

Dalrymple and his wife, Susan, have a daughter, Kylelyn and a son, Daniel.

**PLAYING CAREER:** Miami (Ohio), 1983-86.

**COACHING CAREER:** Miami (Ohio), 1987-2005; New Orleans Saints, 2006-.



## Bret INGALLS

RUNNING BACKS

A coaching veteran of over two decades including four stints as a coordinator, Bret Ingalls enters his second season in charge of the New Orleans running backs.

Ingalls' extensive experience with the run game made an impact in 2009 as the Saints improved in the NFL rushing rankings from 28th to sixth as they churned out 131.6 yards per game and set a club record averaging 4.5 yards per carry. Under his leadership, the trio of Pierre Thomas, Reggie Bush and Mike Bell combined for 1,837 yards rushing. Thomas enjoyed a breakout season, leading the club in rushing with 147 carries for 793 yards (5.4 avg.) and six TDs, ranking fourth in the NFL in yards per carry. Grabbing 39 receptions for 302 yards, he finished with a team-best 1,095 total yards from scrimmage, adding 254 more and three TDs in the postseason. Bush had a career-high 5.6 yards per carry and led the running backs with 47 catches as a threat out of the backfield. The total of 86 grabs by Thomas and Bush was the third-most receptions by an NFL backfield duo in 2009.

Ingalls served on the staff at Northwestern from 2006-08, where he was running game coordinator/offensive line coach his final season. He molded a line without extensive starting experience into the cornerstone of an offense that led the Wildcats to a nine-win season. Northwestern rushed for over 1,800 yards and ranked second in the Big 10 for fewest sacks allowed. In 2007, the offensive line blocked for the Big Ten's top-ranked passing attack, and in 2006 led the way for 1,705 yards rushing.

Ingalls spent 2005 at Miami University (Ohio), working with the tight ends and tackles, and spent the previous season with Indiana State. From 2000-03, he was the offensive coordinator at his alma mater, the University of Idaho, where he also tutored the quarterbacks and running backs for two seasons each.

From 1997-99, Ingalls served as offensive coordinator/offensive line coach at Northern Iowa and he held similar positions at Louisville from 1995-96. In 1994, he coached the offensive line at Eastern Michigan.

Ingalls held several positions on the offensive side of the ball at San Diego State from 1989-93. Over those years, he had stints as offensive coordinator (1992-93), offensive line coach (1990-92) and running backs coach (1989, 1993). While running backs coach, he tutored RB Marshall Faulk, who twice led the nation in rushing.

Ingalls' coaching career began at Idaho, where he graduated in 1984. After serving as a student defensive backs coach, he was assistant offensive line coach from 1984-85 and running backs coach from 1986-88. Idaho won four Big Sky Conference championships during his tenure. While at the school, over his final

# COACHINGSTAFF

two seasons Ingalls was on the same staff with current Saints wide receivers coach Curtis Johnson, and the two would also work together at San Diego State.

A native of Snohomish, Wash., Ingalls was a starting running back at Wichita State (1979-81). He graduated from Idaho in 1984 with a degree in business.

Ingalls and his wife, Diana, have two sons – Samuel and Jack – and a daughter, Breana.

**PLAYING CAREER:** Wichita State, 1979-81.

**COACHING CAREER:** Idaho, 1982-88; San Diego State, 1989-93; Eastern Michigan, 1994; Louisville, 1995-96; Northern Iowa, 1997-99; Idaho, 2000-03; Indiana State, 2004; Miami (Ohio), 2005; Northwestern, 2006-08; New Orleans Saints, 2009-.



**Bill**  
**JOHNSON**  
DEFENSIVE LINE

Entering his second year on the Saints coaching staff, Bill Johnson possesses a long history of developing the skills of top-notch defensive linemen throughout his coaching career. Entering his 30th year in the profession and tenth season in the NFL, the Louisiana native came to New Orleans after a two-year stint (2007-08) in Denver.

The Saints defensive line thrived under Johnson's approach in 2009. DE Will Smith enjoyed the finest season of his career, finishing fifth in the NFL with a career-high 13 sacks. DL Anthony Hargrove enjoyed a remarkable comeback, recording 63 tackles, five sacks and three fumble recoveries to tie for the third-highest total in the NFL. DT Sedrick Ellis had a career-high 45 tackles, while DT Remi Ayodele, a former undrafted free agent, effectively manned the nose position in his first season as a starter with 53 stops. The front four was the first line of defense in a unit that finished second in the NFL in opponent red zone touch-down percentage (39.3).

During his two seasons with the Broncos, he coached a unit that in 2007 tied for second in the NFL with nine takeaways, combining for seven fumble recoveries and two interceptions. That season, DE Elvis Dumervil tied for sixth in the league with 12.5 sacks.

During his tenure as defensive line coach with Atlanta from 2001-06, Johnson oversaw a unit that helped the club post 242 sacks during his six years with the club. Over that span, Atlanta twice ranked in the top 10 in fewest yards allowed and fewest yards per carry (2004, 2006). The Falcons also had a pair of Pro Bowlers up front under Johnson's direction, including DE Patrick Kerney and DT Rod Coleman.

Coleman was selected to the Pro Bowl in 2005, and his 28 sacks from 2004-06 were the most by a defensive tackle in the NFL over that span. Kerney was voted to the Pro Bowl in 2004, and the defensive end had 53 sacks under Johnson's tutelage from 2001-06, notching at least 10 sacks in three seasons.

Atlanta reached the NFC Championship Game in 2004, with Johnson's defensive line leading the NFL in sacks (48) for the first time in franchise history. The Falcons also ranked eighth in the NFL in run defense, Kerney had a career-high 13 sacks and Coleman led all defensive tackles with 11.5.

Johnson joined the Falcons in 2001 after a one-year stint at Arkansas working with the defensive line, his second time coaching at the school. That season closed a 21-season stretch as a college assistant.

The longest coaching tenure of his career was at Texas A&M, where Johnson served as defensive line coach for eight seasons (1992-99) under Coach R.C. Slocum. The Aggies earned three conference championships during those years, went to six bowl games and finished in the top 10 three times. Nine defensive linemen under his instruction were selected in the NFL Draft, including Sam Adams, a consensus All-American in 1993 and the eighth overall pick by the Seattle Seahawks in 1994.

Johnson came to Texas A&M after coaching the defensive lines at Arkansas (1990-91) and Louisiana Tech (1988-89). In 1987, he served as a graduate assistant at the University of Miami under Coach Jimmy Johnson, working primarily with the linebackers on a team that went 12-0 and was voted National Champions. Prior to joining the Hurricanes, Johnson spent two years as an assistant at McNeese State University (Lake Charles, La.) coaching the school's outside linebackers in 1986 and its defensive line the year before.

He entered the coaching profession as a graduate assistant at his alma mater, Northwestern State University (Natchitoches, La.), in 1980 and served in that capacity for two seasons before coaching defensive ends/linebackers at the school from 1982-84.

Johnson was a four-year letter-winner and two-year starter in football at Northwestern State, after a standout prep career at Neville High School in Monroe, La.

Born June 23, 1955, he and his wife, Dawn, have two children: Billy, 19, and Abby, 18.

**PLAYING CAREER:** Northwestern (La.) State, 1976-79.

**COACHING CAREER:** Northwestern (La.) State, 1980-84; McNeese State, 1985-86; Miami (Fla.), 1987; Louisiana Tech, 1988-89; Arkansas, 1990-91, 2000; Texas A&M, 1992-99; Atlanta Falcons, 2001-06; Denver Broncos, 2007-08; New Orleans Saints, 2009-.



# COACHINGSTAFF



## Curtis JOHNSON

WIDE RECEIVERS

Tough-minded and uncompromising, few coaches bring more drive or passion to their profession than Curtis Johnson, and the Saints have been rewarded with outstanding results from the wide receiver corps since his arrival in 2006. He came to New Orleans after forging a reputation for developing top-flight targets on the college level for over two decades, and his stature has only grown on the NFL level.

Over the last four seasons, Johnson has worked with both veteran and young wide receivers, with all benefitting from his guidance and high-energy teaching style. Among the players who have continued to improve under his watch through their own dedication and his tutelage are Marques Colston, Devery Henderson, Robert Meachem and Lance Moore.

With Johnson's tutoring, Colston has gone from being the fourth-to-last player selected in the 2006 NFL Draft to posting 285 receptions for 4,074 yards and 33 touchdowns, rocketing up the club's career leader lists in all receiving categories. After recording only 22 catches from 2004-05, Henderson has averaged an NFL-high 20.4 yards per reception since 2006. Meachem has made marked improvement each season, culminating with a breakout 2009, where he led the club with ten touchdowns. Moore has gone from the practice squad in 2006 to being the Saints' reception leader in 2008 with 79 catches for 928 yards and 10 touchdowns.

With a coaching style that is intense and detail-oriented, Johnson's wideouts have combined for 86 touchdown grabs and 29 performances with over 100 yards receiving since 2006.

Entering the fifth year of his initial NFL assignment, few coaches at any level can match the wide receivers that Johnson has helped develop. The group of standouts under his direction while at University of Miami (Fla.) and his prior stop at San Diego State includes some of the top wide receivers over the last decade, including NFL first-round picks Andre Johnson, Santana Moss, Reggie Wayne and Yatil Green.

At Miami, Johnson was part of a staff that went to nine bowl games and won the 2001 National Championship. He polished the skills of at least one All-Big East performer each season from 1996-2005, including Johnson - the third overall pick by Houston in 2003 - and Moss, who became the Hurricanes' all-time leader in receiving yardage before making the Pro Bowl for Washington. Wayne departed ranked first in school history in catches is a Pro Bowl performer for Indianapolis.

In his five-year stint at San Diego State (1989-93) Johnson landed some of the school's biggest recruits, including 2000 NFL MVP and fellow New Orleans native Marshall Faulk as well as WR Darnay Scott, who completed his eight-year NFL


career with 408 grabs and 37 TDs. Each year Johnson was with the Aztecs the school had an all-conference performer at wide receiver.

Johnson began his coaching career as a receivers coach at Lewiston (Idaho) High School in 1984, serving for three seasons before holding a similar position at the University of Idaho. He spent 1987 and 1988 at the school before becoming receivers coach at San Diego State. His next stop was at Southern Methodist in 1994 before becoming wide receivers coach in 1995 at the University of California.

Johnson attended the University of Idaho and graduated in Physical Education in 1985. Born in New Orleans and a graduate of St. Charles High School, Johnson and his wife, Angel, have six children, Janene, Kiejon, Curtis III, and Aaron, Angele and Justin.

**PLAYING CAREER:** Idaho, 1980-83.

**COACHING CAREER:** Lewiston (Idaho) High School, 1984-86; Idaho, 1987-88; San Diego State, 1989-93; SMU, 1994; California, 1995; Miami (Fla.), 1996-2005; New Orleans Saints, 2006-.



## Travis JONES

ASSISTANT DEFENSIVE LINE

Entering his sixth year in the NFL, Travis Jones works with defensive line coach Bill Johnson in developing a talented defensive front that possesses a mixture of youth and experience. Known for his dedication to the fundamentals and his teaching skills, Jones begins his third season in New Orleans.

Last season, DE Will Smith enjoyed his finest season as he ranked fifth in the NFL with 13 sacks, while the trio of Sedrick Ellis, Anthony Hargrove and Remi Ayodele provided a solid pass rush on the interior of a line that played an important role on the Super Bowl XLIV champions.

Prior to arriving in New Orleans, Jones spent three seasons with the Miami Dolphins, his first year as assistant defensive line coach and his final two seasons tutoring the outside linebackers and defensive ends.

During his tenure with the Dolphins, the line recorded 92 sacks. DE Jason Taylor was selected to the Pro Bowl each year and was named the 2007 NFL Defensive Player of the Year. The Dolphins ranked second in the league in sacks in 2005 and third in 2006.

Before arriving in Miami, Jones spent 2003-04 at LSU, where he was the defensive line coach/recruiting coordinator. In his first season, the Tigers' defensive front

# COACHINGSTAFF

recorded 31 of the team's school-record 44 sacks, while also limiting opponents to 67 yards rushing per game - ranking third in the nation and first in the SEC.

At LSU, Jones coached a defensive front that featured DT Chad Lavalais, a consensus All-American, finalist for the Nagurski and Lombardi Awards and the SEC Defensive Player of the Year. Following the 2003 BCS National Championship season, Lavalais and teammate DE Marquise Hill were selected in the NFL Draft. DE Marcus Spears was also named All-SEC in 2003 and was a consensus All-American in 2004. Spears was a No. 1 pick by Dallas in 2005.

Prior to his stint at LSU, Jones served as defensive line coach at the University of Kansas from 2001-02. There he developed the skills of Nate Dwyer, an All-Big 12 selection in 2001 and a fourth-round choice by Arizona in 2002. From 1998-2000, Jones was linebackers coach/recruiting coordinator at Appalachian State.

In 1997, Jones opened his coaching career as a graduate assistant at his alma mater, the University of Georgia, where he worked with the defensive line, including a pair of freshmen in Richard Seymour and Marcus Stroud. Jones brings the added perspective of having played on the defensive front. He was a four-year letterwinner (1990-92, 94) as a defensive lineman for the Bulldogs and served as a defensive captain as a senior. He graduated in 1995 and earned a master's degree from the school in 1998.

Jones played one season with the Baltimore Stallions of the CFL in 1995 and joined the Florida Bobcats of the Arena League in 1996. A native of Irwinton, Ga., for the last five years he's held a football camp for youngsters in central Georgia that teaches the fundamentals of football, sportsmanship and the importance of goal-setting to serve them on and off the field.

Jones and his wife, Melody, have two daughters, Kennedi and Averi and a son, Mason.

**PLAYING CAREER:** Georgia, 1990-94; Baltimore Stallions (CFL), 1995; Florida Bobcats (AFL), 1996.

**COACHING CAREER:** Georgia, 1997-98; Appalachian State, 1998-2000; Kansas, 2001-02; Louisiana State 2003-04; Miami Dolphins 2005-07; New Orleans Saints, 2008- .



## Aaron KROMER

OFFENSIVE LINE/RUNNING GAME

Entering his third season with the Saints, Aaron Kromer brings 19 years of coaching experience to the coaching staff, the majority of it developing and tutoring offensive linemen. He's also extensively involved in the design and blocking schemes of the rushing attack.

Kromer arrived in New Orleans in 2008 after a three-year stint with the Tampa Bay Buccaneers, including his final two as senior assistant/offensive line coach. He has developed the skills of several Pro Bowl blockers during his time in the NFL, including three in 2009. The former college offensive lineman is known for his teaching skills and attention to detail.

In his first season in his new position, after tutoring the club's running backs in 2008, a trio of Kromer's linemen were selected to the Pro Bowl, each for the first time: G Jahri Evans, C Jonathan Goodwin and T Jon Stinchcomb. It was the first time three Saints linemen were selected in the same season. Thanks in part to the strong performance of the line, New Orleans was ranked first in the NFL both in total yards per game (403.8) and points scored (510). Churning out 131.6 yards per game on the ground, the New Orleans running game was ranked sixth in the league, their highest standing since 1987. The offensive line surrendered only 20 sacks, the fourth-lowest total in the NFL.

Kromer's achievements in leading the running backs in 2008 were many. RB Pierre Thomas emerged as a top threat over the last half of the season, rushing for 625 yards, hauling in 31 passes and scoring 12 touchdowns. Despite missing six games, Reggie Bush added 844 yards of offense and six TDs. As a unit, the running back corps combined for 2,472 yards from scrimmage and 28 TDs.

At Tampa Bay in 2007 Kromer worked with an offensive line that cleared the way for the Buccaneers to rush for 1,872 yards and average nearly 327 yards of offense per game. That season, G Arron Sears earned All-Rookie honors under Kromer's tutelage. In 2006, despite the unit losing a total of 23 starts from injuries, Kromer contributed to the preparation of a pair of rookie starters weekly and Tampa Bay cracked the 1,500-yard rushing milestone.

He was a senior assistant for the Buccaneers in 2005, working primarily with the offensive line. Tampa Bay surpassed the 100-yard rushing plateau in 10 contests, and Kromer helped polish the skills of All-Rookie selection G Dan Buenning. Following the season, he was selected by former Bucs coach Jon Gruden to attend the NFL's Coaches Career Development Symposium.

Kromer arrived in Tampa Bay after spending four seasons with Oakland as offensive line coach from 2002-04 and assistant offensive line coach in 2001, where

## COACHINGSTAFF

he was a part of two AFC West Champion squads. The Raiders' offensive front was the foundation of a unit that led the NFL in total offense in 2002 - the same season the club advanced to Super Bowl XXXVII.

While in Oakland, Kromer tutored Pro Bowl selections T Lincoln Kennedy (2001-02) and C Barrett Robbins (2002) and also coached 2004 All-Rookie selection T Robert Gallery. Prior to joining the Raiders - his first NFL assignment-he served as offensive line coach at Northwestern from 1999- 2000, with the Wildcats leading the Big Ten in total offense his final season.


He had previously spent nine seasons (1990-98) at Miami University (Ohio), his alma mater, where Kromer gained a wealth of experience and perspective while holding several assignments. He coached the offensive line in 1998, after previously working with the tight ends/H-Backs, defensive line and special teams. Kromer was a graduate assistant at the school from 1990-91.

Kromer lettered at Miami at offensive tackle from 1987-89 and served as a captain his last two seasons - one of only four players in the history of the program to serve as a two-time captain. He was a recipient of the National Football Foundation and Hall of Fame Scholar-Athlete Award and graduated with a degree in education. Kromer earned his master's degree in education administration in 1991.

Kromer and his wife, Dawn, have a son, Zachary, and a daughter, Brooke.

**PLAYING CAREER:** Miami (Ohio), 1986-89.

**COACHING CAREER:** Miami (Ohio), 1990-98; Northwestern 1999-2000; Oakland Raiders 2001-04; Tampa Bay Buccaneers 2005-07; New Orleans Saints 2008-.



**Joe**  
**LOMBARDI**  
QUARTERBACKS

Joe Lombardi enters his fourth season with the Saints and second as quarterbacks coach after having served as an offensive assistant the first two years.

In Lombardi's first season as quarterbacks coach, Drew Brees enjoyed a banner campaign, completing 363-of-514 passes for 4,388 yards with 34 touchdowns, setting new career-highs with an NFL record 70.6 completion percentage and a league-leading 109.6 passer rating.

In his previous position, he was heavily involved in the preparation of the quarterbacks and passing attack as well, having worked closely with offensive coordi-



nator Pete Carmichael Jr. Lombardi also stepped in for a brief stint as the running backs coach near the end of 2008.

He arrived in New Orleans with extensive coaching experience on both sides of the ball, most recently serving as defensive assistant for the Atlanta Falcons in 2006. While in that role, Lombardi worked with a defensive line that combined for 25.5 sacks.

Bringing game-planning and play-calling experience to his position, he was the offensive coordinator and quarterbacks coach from 2002-05 at Mercyhurst College, also serving as recruiting coordinator.

Lombardi coached tight ends and running backs for the New York/New Jersey Hitmen of the XFL. In 2000, he tutored the defensive line and served as strength & conditioning coordinator at Bucknell University.

He coached both the tight ends and tackles at the Virginia Military Institute in 1999, and Lombardi opened his coaching career at the University of Dayton, where he was responsible for the defensive line from 1996-98. The Flyers won 20-straight games during his tenure.

Lombardi - the grandson of legendary coach Vince Lombardi - is a 1994 graduate of the United States Air Force Academy, where he earned three letters as a tight end and one in lacrosse. Lombardi and his wife, Molly, have five children: sons Joseph, Thomas and Dominic and daughters Maria and Bernadette.

**PLAYING CAREER:** Air Force, 1991-93.

**COACHING CAREER:** Dayton, 1996-98; Virginia Military Institute, 1999; Bucknell University, 2000; New York/New Jersey Hitmen (XFL), 2001; Mercyhurst College, 2002-05; Atlanta Falcons, 2006; New Orleans Saints, 2007-.



**Mike**  
**MALLORY**  
ASSISTANT SPECIAL TEAMS

An experienced coach who has built a reputation for attention to detail, intensity and preparation throughout his career, Mike Mallory enters his third season in New Orleans as assistant special teams coach. He brings over two decades of experience as a college coach to his post - including three stints as a defensive coordinator - and a strong past working relationship with special teams coordinator Greg McMahon.

Last season, the Saints finished fourth in the league in kickoff return average and

## COACHINGSTAFF

had their first return for a touchdown since 2004 and had a punt return for a TD in the postseason. The coverage units recovered three fumbles, while Mallory has also assisted in the development of K Garrett Hartley and P Thomas Morstead, both of whom had a significant impact on an improved kicking game.

Mallory joined the Saints in 2008 after spending 2007 at the University of Louisville, where he served as secondary coach. He spent the previous season at Kansas coaching the linebackers, and the five years before (2001-05) as an assistant at Illinois, including his final two seasons as the team's defensive coordinator/ linebackers.

Mallory coached the Illinois linebackers in 2003 after spending his previous two years working with the safeties. For four seasons Mallory and McMahon were on the same staff at Illinois, and Mallory, as now, assisted McMahon with preparing the special teams units.

During his career, Mallory also coached the inside linebackers at Maryland (2000) - also working with the punt team while with the Terrapins - and was the defensive coordinator/linebackers coach at Northern Illinois (1996-99) and Rhode Island (1993-95).

Mallory had a standout career as a linebacker at the University of Michigan. He was a two-time All-Big 10 selection and two-year captain. He was a finalist for the 1985 Butkus Award - given to the nation's premier linebacker - and voted his team's MVP in 1984. Mallory played in four bowl games and graduated with a degree in sports administration.

Mallory is from a distinguished football family. He is the son of Bill Mallory, who has served as a head coach at Indiana, Colorado, Northern Illinois and Miami University (Ohio). Mike's youngest brother, Curt, is currently the defensive coordinator at Akron, and brother, Doug, is the defensive coordinator at New Mexico.

Mallory and his wife, Kim, have a daughter, Kathryn, and a son, William.

**PLAYING CAREER:** Michigan, 1982-85.

**COACHING CAREER:** Indiana, 1986-87; Kent State, 1988-90; Eastern Illinois, 1991-92; Rhode Island, 1993-95; Northern Illinois, 1996-99; Maryland, 2000; Illinois, 2001-05; Kansas, 2006; Louisville, 2007; New Orleans Saints, 2008-.



## Terry MALONE

TIGHT ENDS

The leader of a position group that has been a productive component of an offense that has ranked among the NFL's top units since 2006, tight ends coach Terry Malone enters his fifth season in New Orleans.

Malone brings over two decades of coaching experience to his post, including two stints as an offensive coordinator.

The club's platoon of tight ends have been solid and consistent as both receivers and blockers under Malone's tutelage. TE Jeremy Shockey had 48 receptions for 569 yards with three TDs. He scored two more times in the playoffs, including the go-ahead touchdown grab from Drew Brees in Super Bowl XLIV. Malone integrated David Thomas into the offense quickly following a week one trade and he responded with 35 grabs for 356 yards with one TD. It marked the first time two Saints tight ends had at least 35 catches since 1995. Both tight ends played a key role in the blocking scheme for the NFL's sixth-ranked rushing offense.

Malone's work with tight ends has a long history. He worked at Michigan from 1997-2005, including his final four seasons as the Wolverines' offensive coordinator/tight ends. During Malone's nine seasons, Michigan won five Big 10 championships and appeared in eight New Year's Day bowl games.

In his tenure as coordinator the school had 14 All-Big Ten selections and four All-Americans. The Wolverines had back-to-back conference Player of the Year winners on offense (RB Chris Perry, 2003 and WR Braylon Edwards, 2004). In 2004, the offense ranked second in the Big Ten and 24th in the nation in scoring by averaging over 30 points per contest. The Wolverines were led by Rimington Trophy co-recipient David Baas and Edwards, who won the Biletnikoff Award as the country's top receiver. QB Chad Henne became the first true freshman in Big Ten history to lead his squad to a conference title and was the first to start a Rose Bowl.

In 2003, Malone was named a finalist for the Broyles award, recognizing the top college assistant. It was a fitting honor, as the Wolverines tied for 12th nationally in scoring (35.4 avg.) and 15th in total offense (446.7 avg.) while setting school records in every passing category. Michigan led the Big Ten in passing (270.8 avg.) for the first time since 1948 and set school marks for total yards (5,807) en route to the conference title.

Malone began his years at Michigan as offensive line coach, with the Wolverines winning the 1997 national title in his first season. His offensive line allowed a conference-low 18 sacks. He remained in that position until being promoted to offensive coordinator after the 2001 season.

Michigan's front line had three NFL draft picks in 2001, including No. 1 picks

# COACHINGSTAFF

Steve Hutchinson and Jeff Backus and second-rounder Maurice Williams. The line paved the way for RB Anthony Thomas to break all of the Wolverines' rushing yardage and touchdowns records.

Two Malone-coached players were recognized as the Big Ten Offensive Lineman of the Year: Jon Jansen (1997) and Hutchinson (2000). Hutchinson became just the fourth player in conference history to earn All-Big Ten first team honors after all four years.


Malone arrived at Ann Arbor after spending 1996 as offensive line coach at Boston College on the staff of Coach Dan Henning. Prior to that season, Malone served as offensive line coach, tight ends coach, and offensive coordinator at Bowling Green from 1986-95, where he was a part of two squads to win MAC Conference championships and subsequent bowl games.

Before returning to his alma mater, Holy Cross, in 1985 to tutor the tight ends, Malone opened his coaching career as a graduate assistant at the University of Arizona, under the late coach Larry Smith.

A native of Redford, Mich., Malone attended The College of The Holy Cross in Worcester, Mass., and played four seasons at tight end. Malone was the Crusaders' captain as a senior. He earned a degree in history from Holy Cross (1983). Malone and his wife, Ann, have four children, Kara, Patrick, Ryan and Natalie. The Malone family lives on the northshore. They volunteer at the Covington Food Bank and are active parishioners at the Most Holy Trinity Church in Covington.

**PLAYING CAREER:** Holy Cross, 1979-82.

**COACHING CAREER:** Arizona, 1983-84; Holy Cross, 1985; Bowling Green, 1986-95; Boston College, 1996; Michigan, 1997-2005; New Orleans Saints, 2006-.



**Tony**  
**ODEN**  
ASSISTANT SECONDARY

Entering his fifth season with the Saints, assistant secondary coach Tony Oden brings a wealth of experience of working with defensive backs to his post, and will again assist Dennis Allen in tutoring the cornerbacks and safeties.

Along with Allen in 2009, he helped a revamped secondary finish second in the NFC (3rd-NFL) with 26 interceptions and fifth in the league in touchdown passes allowed (15). A league-leading five of the picks were returned for TDs. The group saw S Darren Sharper lead the team and tie for first in the NFL in interceptions (9) and picks returned for a touchdown (3). Oden assisted with CB Tracy Porter's con-

tinued development, who in his second year had four interceptions in the regular season and two picks in the playoffs, a total of two returned for touchdowns.

Over the last four seasons, the Saints have held opponents to under 200 yards passing 32 times, and in 2006 the club ranked third in the NFL in defending the pass.

Oden arrived in New Orleans prior in 2006 after spending the previous two seasons with the Houston Texans in a similar capacity. In 2004, Oden's efforts were rewarded when Houston's secondary intercepted 18 passes, with CB Dunta Robinson leading all NFL rookies with six.

Oden tutored the defensive backs in 2003 at Eastern Michigan. He worked at East Carolina prior to his season at EMU, serving as outside linebackers coach in 2000, secondary coach in 2001 and safeties coach in 2002. Each year he also was an assistant with the special teams.

Before his stint at East Carolina, Oden spent two seasons at West Point as Army's assistant secondary coach. He also led the junior varsity program in 1999 after serving as its defensive coordinator in 1998.

In 1997, Oden coached wide receivers as a graduate assistant at Boston College. His first college coaching job came at Millersville (Pa.), where he was assistant secondary/special teams coach.

Oden also acquired NFL experience by twice serving as a summer coaching intern, first for Green Bay (1999) and then for Cleveland in 2001.

A two-time all-conference selection at linebacker at Baldwin-Wallace, Oden was the Yellow Jackets captain as a senior. He earned All-America recognition and Co-Defensive MVP honors in college.

A native of Cleveland Heights, Ohio, Oden and his wife, Amanda, have a son, Jaylen and a daughter, Ryan.

**PLAYING CAREER:** Baldwin Wallace, 1992-95.

**COACHING CAREER:** Millersville, 1996; Boston College, 1997; Army, 1998-99; Green Bay Packers (summer intern), 1999; East Carolina, 2000-02; Cleveland Browns (summer intern), 2001; Eastern Michigan, 2003; Houston Texans, 2004-05; New Orleans Saints, 2006-.



**ROB  
WENNING**  
Strength and  
Conditioning  
Assistant



**SONDRA  
EGAN**  
Administrative  
Assistant to the  
Head Coach



# COACHINGSTAFF



## CARTER SHERIDAN

### OFFENSIVE ASSISTANT/WIDE RECEIVERS

Sheridan enters his seventh season with the Saints, and first in his new position. As an offensive assistant, Sheridan's responsibilities include quality control, scouting reports, passing game drawings, film breakdown, scheduling and playbook design, among other duties. He also works closely on a daily basis in meetings and practice with the wide receivers and position coach Curtis Johnson.

Sheridan started with the Saints as an intern in the marketing department in 2004. The New Orleans native played defensive back for Florida A&M from 1996-98, graduating with a degree in business administration, earning a scholarship after a prep career at St. Augustine High School. Sheridan and his wife Elicia, have a daughter, Eliah.



## FRANK SMITH

### COACHING ASSISTANT

Smith, a six-year coaching veteran, joins the Saints in 2010 and will assist the team's offensive staff in all aspects of game preparation. He served on the coaching staff at Butler University from 2006-09. He tutored the Bulldog offensive line for his entire tenure, in addition to offensive coordinator duties his final three seasons. Smith served as a graduate assistant at Miami (Ohio) University from

2004-05. He was a three-year starter on the Miami offensive line from 2000-03, graduating in 2004. Smith and his wife Kelly live in New Orleans.



## MARCUS UNGARO

### COACHING ASSISTANT

Ungaro enters his fourth season with the Saints, and first as a coaching assistant. He will assist the club's defensive coaching staff. He started with the Saints as an intern in the communications department in 2007 and served as a video assistant from 2008-09. Ungaro received a bachelor's degree in sports management from Washington State University. The native of Sammamish, Washington previously

played DB and was a member of the baseball team at Southwestern College (Chula Vista, Ca.).



## BLAKE WILLIAMS

### COACHING ASSISTANT

Williams will assist the defensive staff in all aspects of game preparation, including film breakdown, player and unit scouting reports, the creation of playbooks and during practice after working with the offense in 2009. Williams came to New Orleans after serving as a defensive assistant with the Jacksonville Jaguars in 2008, holding similar responsibilities. He was a coaching intern with the

Washington Redskins from 2006-07. A graduate of Princeton University, Williams was a four-year letterman on the school's football team, where he played defensive back and on special teams.



## BRIAN YOUNG

### COACHING ASSISTANT

Young will assist the New Orleans defensive staff in 2010, as well as working with the defensive line. He recently concluded a nine-year NFL career, where he appeared in 124 games and had 22.5 sacks and eight fumble recoveries. For his last five seasons, he served as a valuable member of the Saints interior line rotation, starting 58-of-64 contests. Young played at Texas-El Paso from

1996-99 and graduated with a degree in criminal justice. He and his wife Noelle, have a son, Austin



**PLAYERS**



# Stanley ARNOUX

# 53

HEIGHT: 6-0

WEIGHT: 232

COLLEGE: WAKE FOREST

JOINED SAINTS: 04B-09

NFL EXPERIENCE: 2

BORN: 9/9/86

LB

**NFL CAREER** – Arnoux will compete for a roster spot in New Orleans' linebacker rotation after being sidelined for his rookie season with an Achilles injury suffered in rookie minicamp in May 2009. This highly-regarded young linebacker was chosen by the Saints with their second pick in the fourth round (118th overall) of the 2009 NFL Draft.

**CAREER TRANSACTIONS** – Placed on injured reserve, 9/9/09; Signed to a four-year contract, 9/7/09; Drafted by Saints in fourth round (118th overall) of the 2009 NFL Draft.

**2009** – Spent entire rookie season on injured reserve, rehabilitating from an Achilles injury.

**COLLEGE** – A three-year starter at Wake Forest, Arnoux opened 42 of 51 games for the Demon Deacons at MLB. He was extremely productive throughout his college career, annually ranking among the team leaders in tackles. He posted 251 stops, five sacks, four interceptions, five fumble recoveries and 21 deflected passes while at Wake Forest. Arnoux started 39 of his final 40 collegiate contests and averaged seven tackles a game as a senior.

**PERSONAL** – A Dean's list student as an English major...Family is of Haitian descent...Attended Glades Day (Sunrise, Fl.) HS, where he was first-team all-state selection and was named the Defensive Player of the Year by the Fort Lauderdale Sun-Sentinel...Recorded 125 solo tackles and three interceptions as a senior in 2003, when he also rushed for over 500 yards and 11 TDs...Full name: Stanley Gabriel Arnoux...Born in Washington, D.C.



# Adrian ARRINGTON 87

HEIGHT: 6-3      WEIGHT: 192  
 COLLEGE: MICHIGAN  
 JOINED SAINTS: 07-08  
 NFL EXPERIENCE: 2  
 BORN: 11/7/85

WR

**NFL CAREER** – Drafted in the seventh round in 2008, Arrington was signed to the active roster for the final two games of the postseason last year, but he did not appear in a game. He spent the entire regular season on the practice squad and is expected to push for a roster spot in 2010. He spent his entire rookie year on injured reserve due to a toe injury.

**CAREER TRANSACTIONS** – Signed to active roster from practice squad, 1/20/10; Signed to practice squad 9/6/09; Waived, 9/5/09; Placed on injured reserve, 8/29/08; Signed to a three-year contract, 7/21/08; Selected in the seventh round (237th overall) of the 2008 NFL Draft.

**2009** – Signed to active roster prior to NFC Championship Game after spending entire season on practice squad...inactive for NFC Championship Game and Super Bowl XLIV. **2008** – Spent entire season on injured reserve after suffering turf toe injury in preseason...Had two receptions for 46 yards in the preseason.

**COLLEGE** – Appeared in 35 games with 18 starts at Michigan and finished his career with 109 receptions for 1,438 yards, with 16 TDs...Recipient of the Desmond Howard Award, given to team's top receiver as a redshirt junior in 2007...Started all 13 games in 2007, finishing second on team with career-high 67 catches for 882 yards (13.2 avg.) and eight TDs, also rushing for an 11-yard TD. Also completed 11-yard TD pass off a reverse...Ended career with a streak of 26 games with a reception...Had 40 grabs for 544 yards and eight touchdowns as redshirt sophomore....Suffered right ankle fracture after returning kickoff 15 yards vs. Northern Illinois in 2005 opener. Underwent surgery, missing rest of the season...Appeared in eight games as true freshman in 2004...Majored in general studies in College of Literature, Science and the Arts.

**PERSONAL** – Attended Washington (Cedar Rapids, Iowa) HS, where he was named the state's player of the year...During prep career, caught 100 passes for 1,547 yards and 23 TDs and added 11 interceptions...In basketball, he was rated one of the top players in Iowa and also lettered in track...Full name: Adrian Jarrard Arrington.




**Remi  
AYODELE**
**92**
**HEIGHT: 6-2**
**WEIGHT: 318**
**COLLEGE: OKLAHOMA**
**JOINED SAINTS: FA-08**
**NFL EXPERIENCE: 4**
**BORN: 4/22/83**
**DT**

**NFL CAREER** – Ayodele emerged as a full-time starter in 2009 and was as a solid, dependable contributor on the defensive front. He notched a career-high 53 tackles, 1.5 sacks and a fumble recovery while lining up primarily over the center. Ayodele opened 13 regular-season games and played in 15 contests, and also started two of three postseason contests. He scored his first career touchdown vs. the New York Jets last season, recovering a fumble in the end zone. Ayodele played in six games in 2008 while splitting time between the Saints' practice squad and active roster. The veteran first made an NFL roster in 2007, appearing in seven games for Dallas. He originally signed with New England as an undrafted free agent, and has also had stints with Baltimore, the Frankfurt Galaxy of NFL Europe and Atlanta before arriving in New Orleans.

**CAREER TRANSACTIONS** – Signed to active roster, 12/20/08; Signed to Saints practice squad, 11/14/08; Waived by Saints, 11/12/08; Signed by Saints to active roster, 10/4/08; Signed by Saints to practice squad, 9/3/08; Waived by Dallas Cowboys, 8/31/08; Signed to practice squad by Dallas Cowboys, 12/14/07; Waived by Dallas, 12/11/07; Signed by Dallas, 9/11/07; Waived by Atlanta Falcons, 9/7/07; Acquired by Atlanta off of waivers from Dallas, 9/3/07; Allocated to Frankfurt Galaxy of NFL Europe by Dallas, 2/12/07; Signed by Dallas, 2/9/07; Signed to practice squad by Baltimore Ravens, 12/5/06; Released by Dallas from practice squad, 11/27/06; Signed by Dallas to practice squad, 11/7/06; Waived by Baltimore Ravens, 9/2/06; Signed by Baltimore, 7/28/06; Waived by New England Patriots, 6/16/06; Signed by New England as an undrafted free agent, 5/8/06.

**2009** – In postseason, played limited role in Super Bowl XLIV, but had banner performance in NFC Championship vs. Minnesota, posting eight stops (four solo) and a fumble recovery that led to a touchdown. Also started in divisional playoff vs. Arizona...Inactive in opener vs. Detroit...Made first career start in Week 2 at Philadelphia, Sept. 20 and had a pair of tackles...Oct. 4 vs. NY Jets, started and had six stops and scored first career TD, pouncing on a fumble by QB Mark Sanchez in the end zone...The following game had three tackles, including his first career sack, and also knocked down a pass, vs. NY Giants...Split a sack and had four stops at St. Louis, Nov. 15...At Washington had seven tackles, including one for a loss, Dec. 6...Dec. 19 had a career-high eight tackles vs. Dallas.

**2008** – Appeared in six games as a reserve lineman and recorded seven tackles (two solo)...After starting season on practice squad, was signed to active roster, Oct. 4 and made Saints debut vs. Minnesota, Oct. 6...Waived and re-signed to



practice squad twice, before promoted to active roster for final two contests.

**2007** – Spent most of season on Cowboys active roster, appearing in seven games, before spending final four weeks on practice squad. Recorded five tackles and forced a fumble. **2006** – Originally signed as a free agent by New England and went to training camp with Baltimore...Spent time on both the Ravens and Cowboys practice squads.

**COLLEGE** – Played a key role as a member of Oklahoma's defensive tackle rotation from 2004-05 after transferring from Northeastern Oklahoma A&M... As a senior, started six games and finished the year with 11 tackles, six tackles for a loss, one sack and a fumble recovery...Majored in sociology.

**PERSONAL** – Full name: Remilekun Ayodele...Born in Grand Prairie, Texas...Played at South Grand Prairie (Grand Prairie, Texas) HS...Has a brother, Akin, who entered the NFL in 2002, has played for Jacksonville, Dallas, Miami and Denver and played collegiately at Purdue.

## REMIAYODELE



Year	Team	GP	GS	Tot	TACKLES			Yds	INTERCEPTIONS					FUMBLES		
					Solo	Asst	Sk		No	Yds	Lg	TD	PD	FF	FR	Yds
2007	Dallas	7	0	5	5	0	0.0	0.0	0	0	0	0	0	1	0	0
2008	New Orleans	6	0	7	2	5	0.0	0.0	0	0	0	0	0	0	0	0
2009	New Orleans	15	13	53	22	31	1.5	1.0	0	0	0	0	1	0	1	0
<b>NFL totals</b>		<b>28</b>	<b>13</b>	<b>65</b>	<b>29</b>	<b>36</b>	<b>1.5</b>	<b>1.0</b>	<b>0</b>	<b>0</b>	<b>0</b>	<b>0</b>	<b>1</b>	<b>1</b>	<b>1</b>	<b>0</b>
<b>Saints totals</b>		<b>21</b>	<b>13</b>	<b>60</b>	<b>24</b>	<b>36</b>	<b>1.5</b>	<b>1.0</b>	<b>0</b>	<b>0</b>	<b>0</b>	<b>0</b>	<b>1</b>	<b>0</b>	<b>1</b>	<b>0</b>

**CAREER HIGHS:** Tackles — 8, vs. Dallas (12/19/09); Sacks — 1, vs. N.Y. Giants (10/18/09); Interceptions — 0; Passes Defensed — 1, vs. N.Y. Giants (10/18/09); Forced Fumbles — 1, vs. Chicago (9/23/07); Fumble Recoveries — 1, vs. N.Y. Jets (10/4/09).

### POSTSEASON

Year	Team	GP	GS	Tot	TACKLES			Yds	INTERCEPTIONS					FUMBLES		
					Solo	Asst	Sk		No	Yds	Lg	TD	PD	FF	FR	Yds
2009	New Orleans	3	2	8	4	4	0.0	0.0	0	0	0	0	0	0	1	5
<b>NFL totals</b>		<b>3</b>	<b>2</b>	<b>8</b>	<b>4</b>	<b>4</b>	<b>0.0</b>	<b>0.0</b>	<b>0</b>	<b>0</b>	<b>0</b>	<b>0</b>	<b>0</b>	<b>0</b>	<b>1</b>	<b>5</b>

**POSTSEASON CAREER HIGHS:** Tackles — 8, vs. Minnesota (1/24/10); Sacks — 0; Interceptions — 0; Forced Fumbles — 0; Fumble Recoveries — 1, vs. Minnesota (1/24/10).



# Drew Brees

# 9

HEIGHT: 6-0      WEIGHT: 209  
 COLLEGE: PURDUE  
 JOINED SAINTS: UFA-06 (SD)  
 NFL EXPERIENCE: 10  
 BORN: 1/15/79

**QB**

**NFL CAREER** – Few players in the era of NFL free agency can rival the impact that Drew Brees has made on the Saints since arriving in 2006 - leading the team to victory in Super Bowl XLIV and being named the MVP of the contest, earning NFL Offensive Player of the Year honors in 2008, being voted to the Pro Bowl three times and setting a slew of team passing records. He ranks among the league's elite quarterbacks, becoming only the second player in NFL history to pass for over 4,000 yards in four-straight seasons - including 5,069 in 2008. Brees has also set two league records since joining the Saints: completion percentage in a season (70.6 in 2009) and completions (440, 2007). Last season, he was named Super Bowl MVP after a sparkling performance against the Colts, where he completed 32 of 39 for 288 yards and a pair of TDs. During the post-season, he had eight touchdown passes and completed over 70 percent of his passes. Despite playing in only 15 games in 2009, Brees led the NFL in passer rating (109.6), and touchdowns (34), was voted the NFC starter in the Pro Bowl and led New Orleans to 13-straight victories to open the season. Brees was honored as the co-winner of the 2006 NFL Walter Payton Man of the Year, in large part for his charitable contributions and volunteer work, where he has taken a leadership role in the New Orleans community. Originally drafted by San Diego in 2001, Brees signed a six-year contract with the Saints in March of 2006 as an Unrestricted Free Agent after ranking as one of the NFL's top quarterbacks over the previous two seasons with San Diego, departing as the Chargers' all-time leader for career completion percentage. In 2004, Brees was selected to the Pro Bowl after earning a host of awards, including the Associated Press Comeback Player of the Year. Since 2006, he leads the NFL with 18,298 passing yards, 2,355 attempts and 1,572 completions and is tied for the league-lead over that span with 122 TD passes. Brees also has thrown for over 300 yards in 30 games with the Saints, including five contests with over 400.

**CAREER TRANSACTIONS** – Signed to six-year contract with Saints, (UFA), 3/16/06; Re-signed by San Diego Chargers to one-year contract as Franchise Player, 3/4/05; Designated Franchise Player by San Diego, 2/22/05; Selected by San Diego in the second round (32nd overall) of 2001 NFL Draft.

**HONORS – 2009:** Super Bowl XLIV MVP; Pro Bowl starter; Sporting News Offensive Player of the Year; Maxwell Club Player of the Year; NFL Alumni - Quarterback of the Year; Sporting News All-Pro; Second-team Associated Press All-Pro; FedEx Air Player of the Year; NFC Offensive Player of the Month (September); NFC Offensive Player of the Week (Week 12); NFC Offensive Player of the Week (Week 6); FedEx Air Player of the Week (Week

Six); NFC Offensive Player of the Month (September); Fed Ex Air Player of the Week (Week Two); NFC Offensive Player of the Week (Week 1); FedEx Air Player of the Week (Week 1). **2008:** Pro Bowl; Associated Press NFL Offensive Player of the Year; FedEx Air Player of the Year; Sports Illustrated (Peter King) All-Pro; Sporting News All-Pro; Pro Football Weekly/Pro Football Writers of America All-NFC; Second-team Associated Press All-Pro; NFC Offensive Player of the Month (September); NFC Offensive Player of the Week (Week 12); FedEx Air Player of the Week (Week 12); NFC Offensive Player of the Week (Week 8); Fed Ex Air Player of the Week (Week 8); NFC Offensive Player of the Week (Week 6). **2007:** NFC Offensive Player of the Week (Week 14); NFC Offensive Player of the Week (Week 8). **2006:** Pro Bowl starter; co-NFL Walter Payton Man of the Year; Associated Press All-Pro; Maxwell Club Player of the Year; Pro Football Weekly/Pro Football Writers of America All-Pro & All-NFC; Sporting News All-Pro; USA Today All-Pro; Sports Illustrated (Dr. Z) MVP; NFL FedEx Air Player of the Year; NFC Offensive Player of the Week (Week 14); FedEx Air Player of the Week (Week 14); FedEx Air Player of the Week (Week 12); NFC Offensive Player of the Week (Week 9); FedEx Air Player of the Week (Week 9). **2005:** Pro Bowl alternate; AFC Offensive Player of the Week (Week 4); FedEx Air NFL Player of the Week (Week 9). **2004:** Pro Bowl; Associated Press Comeback Player of the Year, CBSSportsline.com Most Improved Player; FoxSports.com Comeback Player of the Year; Dallas Morning News Comeback Player of the Year; Pro Football Weekly Most Improved Player; Sports Illustrated Most Improved Player; Football Digest All-Pro (second-team); College & Pro Football Newsweekly All-Pro (second-team); AFC Player of the Week (Week 8); FedEx Air NFL Player of the Week (Week 8); FedEx Air NFL Player of the Week (Week 9).



## WORTHNOTING

Since joining the Saints in 2006, Brees has completed 1572 of 2355 passes (66.8%) for 18,298 yards with 122 touchdown passes and a 109.6 passer rating, leading the NFL in passing yardage, attempts, completions and tying for tops in scoring throws. The yardage total is the highest four-year passing yardage total in NFL history. He's the club's all-time leader in completion percentage, TD passes and passer rating, rapidly closing in on all of Saints passing records.

Despite breaking team and NFL records each year since arriving in New Orleans in 2006, Brees continues to build on the output of his previous seasons. In 2009, Brees' 70.6 completion percentage set an NFL single-season record, eclipsing the previous mark set by Cincinnati's Ken Anderson (70.55) in the nine-game strike-shortened 1982 season.

**2009** – Selected by teammates one of three season-long captains...Started all 15 games he played, held out of finale with Saints having clinched No. 1 seed in NFC...In regular season, threw for over 300 yards in seven games, and over 295 in three others en route to 4,388 yards...Set an NFL record with a 70.6 completion pct. and tied his team record with 34 TD passes. Also led the league with a passer rating of 109.6...Nearly flawless in postseason while leading the Saints to Super Bowl XLIV title, completing 72 of 102 passes (70.6 percent) for 732 yards with eight TDs, zero INTs and a 117.0 passer rating...In Super Bowl vs.

## 9 Drew Brees QB (cont.)

Indianapolis, was 32 of 39 for 288 yards with a pair of touchdowns and a 114.5 rating, winning MVP honors. Completed 18 of last 19, and final 10 attempts. Also found WR Lance Moore on a two-point conversion in rallying New Orleans from 10-0 deficit...In NFC Championship vs. Minnesota, completed 17 of 31 for 197 with three touchdowns and a 106.5 passer rating, leading team to first Super Bowl in club history. Successfully led game-winning drive in OT, a 10-play, 39-yard march to setup K Garrett Hartley's FG...Had career postseason best passer rating of 125.4 in NFC Divisional Playoff vs. Arizona, finishing 23 of 32 for 243 yards with three TDs. Found WR Devery Henderson for a 44-yard touchdown off a flea-flicker...In season-opener vs. Detroit, Sept. 13, named NFC Offensive Player of the Week after tossing a career-high six TDs and 358 yards and notching a 137.0 rating. Tied a team record with TD total (Billy Kilmer, 11/2/69)...At Philadelphia, Sept. 20 - his 50th game with Saints - led team to 48 points while completing over 73 percent of his passes for 311 yards, with three touchdowns, an INT and a 118.6 rating. Tied a NFL record with nine TDs after two games...



### WORTHNOTING

**Throwing for 4,388 yards in 2009, Brees became only the second NFL player to throw for 4,000 yards in four consecutive seasons, joining Peyton Manning (1999-2004, 2006-09).**

**Brees also led the league with a 109.6 passer rating in 2009, the eighth-highest single season total in NFL record books. With a league-leading 34 touchdown passes, he tied the club record he first set in 2008.**

**The Super Bowl XLIV Most Valuable Player enjoyed a flawless postseason, completing 72 of 102 passes (70.6%) for 732 yards with eight TD passes, zero interceptions and a 117.0 passer rating. In the NFL's championship, he led the Saints back from a ten-point deficit, completing 18 of his last 19 passes, including his final ten throws. Brees' career postseason completion percentage of 66.7 is the highest in NFL history and his 103.7 passer rating is ranked second.**

Named NFC Offensive Player of the Month for September, the second-straight year he took home award...Set a team record vs. NY Giants, Oct. 18, completing 15-straight passes in first half. Ended game 23 of 30 for 369 yards and four TDs. Named NFC Offensive Player of the Week for his efforts, which included engineering TD drives on team's first four possessions. In contest, became third QB in club history to throw for over 15,000 yards, and third to throw 100 TDs...Overcame rough start at Miami, Oct. 25, to produce a 36-point second-half in comeback victory to erase a 24-3 deficit. Completed 22 of 38 with a TD and three INTs, added a career-high two rushing touchdowns...Had another torrid day in win vs. Atlanta, Nov. 2, completing 25 of 33 for 308 yards and a pair of touchdowns...Threw for 330 yards and a TD with one INT, going 25 for 34 in victory vs. Carolina, Nov. 8...Led Saints to 10th-straight victory by completing 19 of 29 with three TDs at Tampa Bay, Nov. 22, posting a passer rating of 118.0...Named NFC Player of the Week for third time in 2009 and 10th time with Saints after posting a perfect 158.3 passer rating in 38-17 victory over New England, Nov. 30. Completed 18 of 23 (78.3 pct.), with five TDs to five different players, his fourth career game with five or more TD passes...At Washington, Dec. 6, notched season-highs with 35 completions on 49 attempts for 419 yards

in an overtime victory, throwing two TDs with an INT. Tied game with 53-yard touchdown strike to WR Robert Meachem with 1:19 remaining...Reached 30,000 career yards - throwing for 296 while going 31 of 40 with a passer rating of 122.5 and three touchdowns -at Atlanta, Dec. 13...Dec. 19 vs. Dallas became club's all-time passing TD leader with seven-yard scoring toss to WR Lance Moore, his lone touchdown pass of the game. Completed 29 of 45 for 298 yards with an INT...Broke his own team record by completing 19-straight passes in the third and fourth quarters vs. Tampa Bay, Dec. 27, part of a 32 of 37 performance. Had 258 yards, a TD and a rating of 104.7...Named third QB at Carolina, 1/3/10, breaking his streak of 79-straight starts. **2008** - Named Associated Press NFL Offensive Player of the Year after becoming only second QB in NFL history to throw for over 5,000 yards and tied a league record with 10 games with over 300 passing yards (Rich Gannon, 2002)...Voted NFC Pro Bowl starter for second time...Led NFL in passing yards (5,069), attempts (635), completions (413), completions of 25 yards or more (35) and tied for league-best with 34 TDs...

## NFL RECORDS

### NFL RECORDS BREES HAS SET OR TIED SINCE JOINING THE SAINTS:

Completions in a season: 440, 2007

Games with over 300 yards passing in a season: 10, 2008 (tied with Rich Gannon, 2002)

Touchdown passes to different players in a season: 11, 2008 (tied with Tom Brady, 2007)

Most yards in a five-game span: 1,954 yards (Oct. 29-Nov. 26, 2006)

Completion percentage in a season: 70.6, 2009

Most passing yards in a four-year span: 18,298, 2006-09

Threw touchdowns to 11 players, equaling another league all-time mark (Tom Brady, 2007)...Named NFC Offensive Player of the Week three times and NFC Offensive Player of the Month for September...Led club to 24-20 win in opener vs. Tampa Bay, completing 23 of 32 for 343 yards with three TDs...At Denver, Sept. 21, had 421 passing yards, the fourth-highest total in club history. Set team record with 39 completions on 48 attempts with a TD...Tossed three touchdowns in victory vs. San Francisco, Sept. 28, completing 23 of 35 for 363 yards. Became fourth QB in team history to reach 10,000 yards on 47-yard scoring strike to WR Robert Meachem...Oct. 6 vs. Minnesota posted third-straight 300-yard day, connecting on 26 of 46 for 330 yards with a touchdown and a pair of INTs...Nearly perfect vs. Oakland, Oct. 12, recording a rating of 144.4 and completing 26 of 30 (86.7 percent) for 320 yards and three TDs. Completed first 16 passes, and was named NFC Offensive Player of the Week...Going against his former team for first time, led Saints to 37-32 win over San Diego at London's Wembley Stadium Oct. 26. Named NFC Offensive Player of the Week after throwing for 339 yards and three TDs on 30 for 41 passing with a rating of 121.9...At Atlanta, Nov. 9, recorded 422 yards with a pair of touchdowns, including 294 in fourth quarter...Named NFC Offensive Player of the Week after posting a passer rating of 157.5 vs. Green Bay, Nov. 24. Completed 20 of 26 for 323 yards and four TDs, including a pair of 70-yard scores. Led team to club-record 51 points in win...Dec. 21 at Detroit had passer rating of 117.8, going 30 of 40 for 351 yards and a pair of TDs, breaking his own team records for passing yards



## 9 DrewBREES QB (cont.)

**NFL Leaders in Passing Yards since 2006:**

1. Drew Brees, New Orleans Saints	18,298
2. Peyton Manning, Indianapolis Colts	16,939
3. Brett Favre, Green Bay/NY Jets/Minnesota	15,714

**NFL Leaders in Completions since 2006**

1. Drew Brees, New Orleans Saints	1,572
2. Peyton Manning, Indianapolis Colts	1,463
3. Brett Favre, Green Bay/NY Jets/Minnesota	1,405

**NFL Leaders in Attempts since 2006**

1. Drew Brees, New Orleans Saints	2,355
2. Peyton Manning, Indianapolis Colts	2,201
3. Brett Favre, Green Bay/NY Jets/Minnesota	2,198

**NFL Leaders in Completions of 25+ Yards since 2006**

1. Drew Brees, New Orleans Saints	142
2. Tony Romo, Dallas Cowboys	129
3. Donovan McNabb, Philadelphia Eagles	120

**NFL Leaders in 300-yard Passing Games since 2006**

1. Drew Brees, New Orleans Saints	30
2. Tony Romo, Dallas Cowboys	24
3. Peyton Manning, Indianapolis Colts	21

**NFL Leaders in Touchdown Passes since 2006**

1. Drew Brees, New Orleans Saints	122
Peyton Manning, Indianapolis Colts	122
3. Tony Romo, Dallas Cowboys	107

**NFL Leaders in Passing First Downs since 2006**

1. Peyton Manning, Indianapolis Colts	893
2. Drew Brees, New Orleans Saints	875
3. Brett Favre, Green Bay/NY Jets/Minnesota	774

## SAINTS QUARTERBACKS ALL-TIME RANKINGS

### ATTEMPTS

1. Archie Manning, 1971-75, 77-82	3335
2. Aaron Brooks, 2000-05	2771
<b>3. Drew Brees, 2006-</b>	<b>2355</b>

### COMPLETIONS

1. Archie Manning, 1971-75, 77-82	1849
2. Aaron Brooks, 2000-05	1563
<b>3. Drew Brees, 2006-</b>	<b>1572</b>

### COMPLETION PERCENTAGE

<b>1. Drew Brees, 2006-</b>	<b>66.8</b>
2. Jim Everett, 1994-96	61.0
3. Bobby Hebert, 1985-89, 91-92	58.5

### YARDS

1. Archie Manning, 1971-75, 77-82	21,734
2. Aaron Brooks, 2000-05	19,156
<b>3. Drew Brees, 2006-</b>	<b>18,298</b>

### TOUCHDOWN PASSES

<b>1. Drew Brees, 2006-</b>	<b>122</b>
2. Aaron Brooks, 2000-05	120
3. Archie Manning, 1971-75, 77-82	115

### TOUCHDOWN PERCENTAGE

<b>1. Drew Brees, 2006-</b>	<b>5.2</b>
2. Aaron Brooks, 2000-05	4.3
3. Bobby Hebert, 1985-89, 91-92	4.1

### PASSER RATING

<b>1. Drew Brees, 2006-</b>	<b>97.3</b>
2. Jim Everett, 1994-96	81.1
3. Aaron Brooks, 2000-05	79.7

### WINS (as a starter)

1. Bobby Hebert, 1985-89, 91-92	49
<b>2t. Drew Brees, 2006-</b>	<b>38</b>
Aaron Brooks, 2000-05	38

## 9 Drew Brees QB (cont.)

and touchdowns...Led furious comeback that fell short in fourth quarter vs. Carolina, Dec. 28, finishing 30 of 49 with 386 yards, four TDs - three in the final 15 minutes - and an INT. Became second player in NFL history to throw for over 5,000 yards, and extended team record to 34 touchdown passes...Completed 11 of 19 passes for 142 yards and a TD in Pro Bowl. **2007** - Led the NFL in completions (a league-record 440) and attempts (652), ranked second in yards (4,423), third in completion percentage (67.5) and tied for sixth in touchdowns (28)... Started all 16 games, with passer rating of 89.4 ranking 11th in NFL... Threw for 250 yards or more in 11 contests, including five of over 300 yards... Average of 276.4 yards per game ranked second in the league, only trailing New England QB Tom Brady (300.4)...Tied for fifth in NFL with 27 completions of 25 yards or more...Picked by teammates as one of the five season-long captains...Recorded first 300-yard day of season and ninth with New Orleans at San Francisco, Oct. 28, completing 31 of 39 (79.5 pct.) for 336 yards with a season-



### WORTHNOTING

In addition to being named as a Pro Bowl starter, his third selection to the league's all star game in his four years as a Saint, and as an All-Pro, Brees was awarded The Sporting News NFL Offensive Player of the Year. He was named NFC Offensive Player of the Week three times in 2009 - bringing his total to ten since arriving in New Orleans - and NFC Offensive Player of the Month for September.

In 2008, Brees led the league with 5,069 passing yards, second in NFL history to Dan Marino's 5,084 in 1984, making them the lone players in league record books to throw for over 5,000 yards in a season. He also threw for over 300 yards in 10 games in 2008, tying an NFL record originally set by Rich Gannon in 2002. For his record-breaking season, he became the first player in club history to be voted the Associated Press Offensive Player of the Year.

high four touchdowns. Notched passer rating of 136.8, and named NFC Offensive Player of the Week...Threw for second-most yards in club history with 445 in win vs. Jacksonville, Nov. 4. Completed 35 of 49 with three TDs. His 346 passing yards in first half are the most for a Saints passer in single half... Completed 25 of 36 for 272 yards, with a pair of TDs and two INTs vs. St. Louis, Nov. 11. Passed for 204 yards on 16 of 22 with both TDs in the final period... Nov. 25, led Saints to first victory at Carolina since 2005 by throwing three touchdowns and running for an eight-yard TD. Completed 24 of 36 for 260 yards and an INT. Rushing touchdown was his first with Saints and his first since 12/11/05...In victory at Atlanta, Dec. 19, completed 28 of 41 for 328 yards with three touchdowns...Dec. 16 vs. Arizona posted 86.7 completion percentage (26 for 30) with 315 yards and a pair of touchdowns (19- and 32-yard strikes). Notched a passer rating of 132.6, his fourth-straight game in triple digits, and was named NFC Offensive Player of the Week...Finished 27 of 42 for 284 yards and an INT vs. Philadelphia, Dec. 23. In the first quarter, continued a streak that started the week before of 17-straight completions...At Chicago, Dec. 30, set club record for attempts in a game with 60, completing 35 for 320 yards and three touchdowns, with a pair of INTs. Broke NFL record for completions in a season in second quarter (418, Rich Gannon). **2006** - Top free-agent signing paid immediate dividends with honor-filled season, leading the offense and

rewriting club's passing records. Completed 356 of 554 (64.3 pct.) for an NFL-high 4,418 yards, with 26 TDs and 11 INTs...Posted a team-record 96.2 passer rating...Set a slew of team records that he has since broken, but those still standing include consecutive 300-yard performances (five) and passing yards in a game (510 vs. Cincinnati, Nov. 19)...Threw for more yards than any QB in NFL history with a new team (previous: QB Drew Bledsoe, 4,359, Buffalo, 2002)...Had 1,954 yards from Oct. 29-Nov. 26 (vs. Baltimore through at Atlanta), the most over a five-game span in NFL history...Threw for over 300 yards in five straight games (from Oct. 29 vs. Baltimore through Nov. 26 at Atlanta), one of only six passers in NFL record books to achieve the feat...Had streaks of 141, 136 and 102 passes without an INT...Had 4,033 yards in first 13 games, second-highest total in league history at that point in the season (Rich Gannon, Oakland, 2002, 4,205)...In NFC Championship at Chicago, 1/21/07, completed 27 of 49 for 354 yards with a pair of touchdowns and an interception.

## TEAM RECORDS

### TEAM RECORDS BREES HAS BROKEN OR TIED SINCE JOINING THE SAINTS: GAME

**Completions:** 39, at Denver, Sept. 21, 2008  
**Attempts:** 60, at Chicago, Oct. 31, 2007  
**Yards:** 510 vs. Cincinnati, Nov. 19, 2006  
**Consecutive Completions:** 19 vs. Tampa Bay, Dec. 27, 2009  
**Passer Rating:** 158.3 vs. New England, Nov. 30, 2009 (tied)

### SEASON

**Completions:** 440, 2007 (NFL record)  
**Attempts:** 652, 2007  
**Completion Pct.:** 70.6, 2009 (NFL record)  
**Yards:** 5,069, 2008  
**Touchdowns:** 34, 2008, 2009  
**Passer rating:** 109.6, 2009  
**300-yard Passing Games:** 10, 2008

### CAREER

**Completion Pct.:** 66.8  
**Passer Rating:** 97.3  
**300-yard Passing Games:** 30  
**4,000+-yard Passing Seasons:** 4  
**Touchdown Passes:** 122

Had an 88-yard TD pass to RB Reggie Bush...In Divisional Playoffs vs. Philadelphia, 1/13/07, completed 20 of 32 for 243 yards with a TD...Ended post-season 47 of 81 for 597 yards (58 pct.), with three TDs, an INT and 88.3 rating...In first game with Saints, a win at Cleveland, Sept. 10 was 17 of 31 for 176 with a TD and interception...After rough start with a pair of early fumbles at Green Bay, Sept. 17, led comeback by completing 26 of 41 for 353 yards with two TDs and a 96.9 rating. Lone QB in club history to notch back-to-back road wins to open a season...Sept. 25 vs. Atlanta completed 20 of 28 for 191 yards for victory in club's Superdome return following Hurricane Katrina...Had 349 yards - including a career-long 86-yard TD pass to WR Marques Colston - while completing 28 of 38 with a 110.5 rating at Carolina, Oct. 1...Tossed three TDs in win vs. Philadelphia, Oct. 15. Tied with 8:26 remaining, led the Saints on a 16-play,



## CAREER GAME BY GAME

## PASSING

## 2009

	ATT	CMP	YDS	PCT	TD	INT	LG	SACKS	RT
9/13 DET	34	26	358	76.5	6	1	58½	0/0	137.0
9/20 @PHI	34	25	311	73.5	3	1	38	2/23	118.6
9/27 @BUF	29	16	172	55.2	0	0	32	2/16	72.8
10/4 NYJ	32	20	190	62.5	0	0	36	0/0	78.9
10/18 NYG	30	23	369	76.7	4	0	40	0/0	156.8
10/25 @MIA	38	22	298	57.9	1	3	66	5/22	58.9
11/2 ATL	33	25	308	75.8	2	1	30	2/17	111.7
11/8 CAR	35	24	330	68.6	1	1	63	1/0	96.1
11/15 @STL	26	18	223	69.2	2	2	27½	1/6	89.1
11/22 @TB	29	19	187	65.5	3	0	37	0/0	118.0
11/30 NE	23	18	371	78.3	5	0	75½	1/4	158.3
12/6 @WAS	49	35	419	71.4	2	1	53½	1/11	102.3
12/13 @ATL	40	31	296	77.5	3	0	42	0/0	122.5
12/19 DAL	45	29	298	64.4	1	1	35	4/27	81.5
12/27 TB	37	32	258	86.5	1	0	30½	1/9	104.7
1/3 @CAR	Inactive (3rd QB)								
Totals	514	363	4,388	70.6	34	11	75½	20/135	109.6

## 2008

	ATT	CMP	YDS	PCT	TD	INT	LG	SACKS	RT
9/7 TB	32	23	343	71.9	3	1	84½	1/6	124.9
9/14 @WAS	33	22	216	66.7	1	2	22	2/21	69.8
9/21 @DEN	48	39	421	81.3	1	0	74	1/7	110.2
9/28 SF	35	23	363	65.7	3	1	81	0/0	116.7
10/6 MIN	46	26	330	56.5	1	2	52	1/10	68.2
10/12 OAK	30	26	320	86.7	3	0	51	1/1	144.4
10/19 @CAR	39	21	231	53.8	0	1	54	1/3	61.0
10/26 SD	41	30	339	73.2	3	0	49	0/0	121.9
11/9 ATL	58	31	422	53.4	2	3	48	1/6	66.9
11/16 @KC	36	25	266	69.4	1	1	47½	0/0	88.4
11/24 GB	26	20	323	76.9	4	0	70½	1/5	157.5
11/30 @TB	47	25	296	53.2	2	3	37	1/8	60.2
12/7 ATL	32	18	230	56.3	2	0	36	0/0	99.7
12/11 @CHI	43	24	232	55.8	2	2	24	1/6	67.2
12/21 @DET	40	30	351	75.0	2	0	64	0/0	117.8
12/28 CAR	49	30	386	61.2	4	1	26½	2/19	104.6
Totals	635	413	5,069	65.0	34	17	84½	13/92	96.2

72-yard march to set up game-winning field goal as time expired. Completed final 10 passes, finishing 27 of 37 for 275 yards with a pair of INTs and a 98.4 rating...Posted a 136.7 passer rating, completing 24 of 32 for 314 yards and three TDs at Tampa Bay, Nov. 5. Completed 10 of 12 in third quarter and was named NFC Offensive Player of the Week...At Pittsburgh, Nov. 12, completed 31 of 47 for 398 yards and a TD, notching third-straight game with over 300 yards. Had a passer rating of 99.4...Recorded sixth-highest passing yardage day in NFL history with 510 vs. Cincinnati, Nov. 19. Completed 37 of 57, with a pair of TDs and three INTs. Yardage total shattered former club record (441, Aaron Brooks vs. Denver, Dec. 3, 2000). Completed passes to eight targets as club set record with 595 yards of offense...Posted fifth-straight 300-yard day with 349, completing 21 of 30 with two TDs and a 131.1 rating at Atlanta, Nov. 26. Seventh time in 11 games he reached 300-yard milestone...Streak of 300-yard days closed vs. San Francisco, Dec. 3 in mistake-free performance. Completed 17 of 28 for 186 yards, notched seventh game without INT in win...At Dallas, Dec. 19, had a season-high 140.8 rating, going 24 of 38 for 384 yards and five TDs. Yardage achieved over first three quarters, as Saints held commanding lead. Tossed three TDs in third quarter while completing seven of eight for 185 yards. Went over 4,000 yards passing, becoming the first QB in club history to do so. Named NFC Offensive Player of the Week...With division title locked up, only played in opening drive vs. Carolina in finale, completing four of five for 46 yards, 105.0 rating... NFC starter in Pro Bowl, completing two of seven for 23 yards before suffering a dislocated left elbow. **2005** – Named first alternate to AFC Pro Bowl squad... Had a sterling sequel to record-setting 2004 by completing 323 of 500 for 3,576 yards, with 24 TDs and 15 INTs, with 89.2 rating...Named AFC Offensive Player of the Week after 41-17 win over New England, Oct. 2, ending Patriots' NFL-record 21-game home win streak. Completed 19 of 24 for 248 yards with two TDs with 137.5 rating...Completed 23 of 40 for 299 yards and a pair of TDs at Philadelphia, Oct. 23... Recorded initial 300-yard passing day of season with 324 yards vs. Kansas City, Oct. 30. Tossed three TDs and posted a 95.5 rating... Completed 28 of 33 for four TDs and 339 yards in 48-10 win over



## CAREER GAME BY GAME

### 2007

	ATT	CMP	YDS	PCT	TD	INT	LG	SACKS	RT
9/6 @ IND	41	28	192	68.3	0	2	23	1/5	58.2
9/16 @ TB	44	26	260	59.1	1	1	58	2/16	74.1
9/24 TEN	45	29	225	64.4	0	4	37	1/7	39.6
10/7 CAR	47	29	252	61.7	0	2	54	0/0	58.1
10/14 @ SEA	36	25	246	69.4	2	0	36	0/0	106.9
10/21 ATL	34	22	219	64.7	2	1	37	0/0	90.2
10/28 @ SF	39	31	336	79.5	4	0	43	0/0	136.8
11/4 JAX	49	35	445	71.4	3	0	57	1/10	119.9
11/11 STL	36	25	272	69.4	2	2	36	2/16	86.8
11/18 @ HOU	49	33	290	67.3	1	2	32	1/10	72.7
11/25 @ CAR	36	24	260	66.7	3	1	45	0/0	103.9
12/2 TB	23	17	179	73.9	2	0	45	3/17	125.1
12/10 @ ATL	41	28	328	68.3	3	0	36	0/0	116.7
12/16 ARZ	30	26	315	86.7	2	0	32	1/8	132.6
12/23 PHI	42	27	284	64.3	0	1	52	1/8	73.9
12/30 @ CHI	60	35	320	58.3	3	2	21	3/12	75.7
TOTALS	652	440	4423	67.5	28	18	58	16/109	89.4

### 2006

	ATT	CMP	YDS	PCT	TD	INT	LG	SACKS	RT
9/10 @ CLE	30	16	170	53.3	1	1	20	0/0	67.4
9/17 @ GB	41	26	353	63.4	2	1	57	4/21	96.9
9/25 ATL	28	20	191	71.4	0	0	29	1/11	90.0
10/1 @ CAR	38	28	349	73.7	1	0	86	1/5	110.5
10/8 TB	33	21	171	63.6	1	0	18	0/0	86.8
10/15 PHI	37	27	275	73.0	3	2	48	0/0	98.4
10/29 BLT	45	24	383	53.3	3	3	53	2/15	76.4
11/5 @ TB	32	24	314	75.0	3	0	52	0/0	136.7
11/12 @ PIT	47	31	398	66.0	1	0	48	1/5	99.4
11/19 CIN	52	37	510	71.2	2	3	72	2/6	91.0
11/26 @ ATL	30	21	349	70.0	2	0	76	2/17	131.1
12/3 SF	28	17	186	60.7	1	0	74	1/1	92.3
12/10 @ DAL	38	26	384	68.4	5	0	61	1/7	140.8
12/17 WASH	38	21	207	55.3	0	1	24	2/8	59.9
12/24 @ NYG	32	13	132	40.6	1	0	40	1/9	63.5
12/31 CAR	5	4	46	80.0	0	0	25	0/0	105.0
TOTALS	554	356	4418	64.3	26	11	86	18/105	96.2

### 2005

	ATT	CMP	YDS	PCT	TD	INT	LG	SACKS	RT
9/11 DAL	35	18	209	51.4	2	2	33	2/21	65.1
9/18 @ DEN	23	15	175	65.2	0	1	24	4/41	70.0
9/25 NYG	22	19	191	86.4	2	0	27	0/0	133.1
10/2 @ NE	24	19	248	79.2	2	0	38	0/0	137.5
10/10 PIT	35	20	219	57.1	1	1	41	1/6	73.4
10/16 @ OAK	20	14	164	70.0	1	0	35	2/12	111.2
10/23 @ PHI	40	23	299	57.5	2	2	43	3/29	77.0
10/30 KC	43	25	324	58.1	3	1	35	0/0	95.5
11/6 @ NYJ	27	20	270	74.1	1	1	29	1/8	102.4
11/20 BUF	33	28	339	84.8	4	0	39	1/2	149.1
11/27 @ WASH	44	22	215	50.0	0	3	24	3/20	35.7
12/4 OAK	22	17	160	77.3	2	0	27	2/12	127.1
12/11 MIA	52	35	279	67.3	2	1	25	3/34	85.3
12/18 @ IND	33	22	255	66.7	1	2	54	1/8	74.7
12/24 @ KC	33	18	161	54.5	1	1	22	1/8	65.3
12/31 DEN	14	8	68	57.1	0	0	15	3/22	69.9
TOTALS	500	323	3576	64.6	24	15	54	27/223	89.2

### 2004

	ATT	CMP	YDS	PCT	TD	INT	LG	SACKS	RT
9/12 @ HOU	24	17	209	70.8	2	0	36	1/7	125.2
9/19 NYJ	19	8	146	42.1	1	2	59	1/7	47.1
9/26 @ DEN	29	14	121	48.3	0	0	17	4/30	58.7
10/3 TEN	20	16	206	80.0	3	0	58	1/8	149.2
10/10 JAX	26	17	211	65.4	2	0	54	0/0	116.0
10/17 @ ATL	31	23	227	74.2	1	1	23	1/4	91.7
10/24 @ CAR	32	21	196	65.6	0	0	23	1/8	82.3
10/31 OAK	25	22	281	88.0	5	0	29	1/8	153.1
11/7 NO	36	22	257	61.1	4	0	31	1/7	119.8
11/21 @ OAK	34	18	226	52.9	1	0	28	0/0	83.7
11/28 @ KC	37	28	378	75.7	2	0	65	1/7	125.7
12/5 DEN	27	14	106	51.9	0	1	30	2/20	46.2
12/12 TB	23	17	220	73.9	2	2	79	2/14	96.3
12/19 @ CLE	6	4	85	66.7	1	0	72	1/2	149.3
12/26 @ IND	31	21	290	67.7	3	1	74	1/9	116.3
1/2 KC	Inactive								
TOTALS	400	262	3159	65.5	27	7	79	18/131	104.8

### 2003

	ATT	CMP	YDS	PCT	TD	INT	LG	SACKS	RT
9/7 @ KC	33	18	202	54.5	2	2	23	3/34	58.0
9/14 DEN	41	20	182	48.8	1	1	23	0/0	59.2
9/21 BALT	45	28	270	62.2	0	3	40	1/13	51.2
9/28 @ OAK	31	21	187	67.7	1	1	37	0/0	81.0
10/5 @ JAX	41	24	296	58.5	3	0	46	4/19	105.3
10/19 @ CLE	18	9	74	50.0	0	1	17	1/13	37.7
10/27 MIA	30	19	190	63.3	0	3	28	6/44	41.7
11/2 @ CHI	15	7	49	46.7	0	1	10	0/0	26.8
11/9 MIN	Active, Did Not Play								
11/16 @ DEN	Active, Did Not Play								
11/23 CIN	Active, Did Not Play								
11/30 KC	Active, Did Not Play								
12/7 @ DET	Active, Did Not Play								
12/14 GB	48	28	363	58.3	2	1	68	2/27	87.4
12/21 @ PIT	26	16	198	61.5	1	2	57	1/5	65.9
12/28 OAK	28	15	97	53.6	1	0	28	3/23	73.1
TOTALS	356	205	2108	57.6	11	15	68	21/178	67.5

### 2002

	ATT	CMP	YDS	PCT	TD	INT	LG	SACKS	RT
9/8 @ CIN	19	15	160	78.9	2	0	30	1/0	136.8
9/15 HOU	28	15	163	53.6	1	1	35	2/20	68.0
9/22 @ ARZ	31	17	181	54.8	0	1	21	2/17	58.7
9/29 NE	18	10	104	55.6	1	0	52	0/0	91.0
10/6 @ DEN	42	26	235	61.9	1	2	30	0/0	65.1
10/13 KC	41	28	319	68.3	2	2	29	1/7	87.3
10/20 @ OAK	25	16	170	64.0	2	0	31	2/9	110.4
11/3 NYJ	35	22	192	62.9	1	2	26	2/22	63.0
11/10 @ STL	20	12	139	60.0	0	2	26	1/9	41.5
11/17 SF	50	29	336	58.0	2	1	47	0/0	83.4
11/24 @ MIA	22	15	107	68.2	0	1	23	3/27	60.2
12/1 DEN	41	27	217	65.9	0	0	30	1/3	79.0
12/8 OAK	41	22	239	53.7	0	3	28	2/13	40.6
12/15 @ BUF	24	13	148	54.2	0	0	42	3/20	72.9
12/22 @ KC	40	26	242	65.0	2	0	32	1/7	98.1
12/29 SEA	49	27	332	55.3	3	1	31	3/26	88.1
TOTALS	526	320	3284	60.8	17	16	52	24/180	76.9

### 2001

	ATT	CMP	YDS	PCT	TD	INT	LG	SACKS	RT
11/4 KC	27	15	221	55.6	1	0	40	2/12	94.8
TOTALS	27	15	221	55.6	1	0	40	2/12	94.8

## 9 Drew Brees QB (cont.)

Buffalo Nov. 20. His 84.8 completion percentage was second-highest in team history...Went 35 of 52 vs. Miami, Dec. 11, with 279 yards and two TDs, with a rushing touchdown...Suffered torn labrum in right shoulder in second quarter of finale vs. Denver. Injured while diving for loose ball and landed on by Broncos DT Gerard Warren. **2004** – Voted to first Pro Bowl and Comeback Player of Year by Associated Press, Sports Illustrated and Dallas Morning News...Voted Most Improved Player of Year by Pro Football Weekly, Pro Football Writers of America, CBSsportsline.com and FoxSports.com...Named AFC Offensive Player of Week after setting team record by completing 22 of 25 for 281 yards and a career-high five TDs against Oakland, Oct. 31. Finished with career-high passer rating of 153.1...Threw four TD passes vs. New Orleans, Nov. 7. Was 22 of 36 for 257 yards and a 119.8 rating...Nine TD passes most by a Chargers quarterback in two-game stretch...Went 18 of 34 for 226 yards with a TD at Oakland, Nov. 21. Extended streak without interception to 156 tosses...Notched 378 yards at Kansas City, Nov. 28. Went 28 of 37 with two TDs to run streak without inter-



### WORTHNOTING

**Upon coming to the Saints in 2006, Brees needed no adjustment to a new club as his 4,418 passing yards were the most in NFL history for a quarterback on a new team and during one five-game stretch, he threw for 1,954 yards, the most in NFL record books over a five-game period. As the Saints made an amazing turnaround from a 3-13 season to reach the NFC Championship, he was voted to the Pro Bowl, first-team All-Pro by the Associated Press and finished second in the wire service's voting for the Most Valuable Player and Offensive Player of the Year voting.**

**Taking a leadership role in the rebuilding and enhancement of the New Orleans community through his charitable contributions and endless volunteer work, Brees was voted the co-winner of the 2006 NFL Walter Payton Man of the Year Award honoring excellence on the field as well as a player's charitable work. He also has been honored by the Pro Football Writer's Association with the 2007 Arthur S. Arkush Humanitarian Award, based on his commitment to the community and the 2009 Good Guy Award, which goes to the player who best helped the media do their job.**

ception to team-record of 193. Was 11 of 11 for 163 yards and two TDs in final quarter...Threw an interception on second play vs. Denver, Dec. 5 to end team-record streak of passes without interception at 194...Passed for 290 yards and three TDs at Indianapolis Dec. 26, including 74-yard touchdown...First NFL QB since Craig Morton of Dallas in 1970 to throw 70-yard TD passes in three-straight games. Finished with 290 yards on 21 of 31 at Indianapolis, Dec. 24, with three TDs...Had 319 yards and two TDs in Wild Card Playoff vs. New York Jets. Threw game-tying one-yard scoring pass with 11 seconds remaining to force overtime. Completed 31 of 42 to set team record for completion percentage (.738) in postseason. **2003** – Started first eight contests and final three...Had 270 yards, completing 28 of 45, vs. Baltimore, Sept. 21...Notched first career TD catch on 21-yard reception on pass from RB LaDainian Tomlinson at Oakland, Sept. 28. Also completed 21 of 31 for 187 yards and a TD...At Jacksonville, Oct. 5, went 24 of 41 for a 296 yards and three TDs for a 105.3 rating...Did not play Weeks 9-13...Returned vs. Green Bay, Dec. 14, after being benched for five games and passed for 363 yards (28 of 48) and two TDs, including a 68-yard TD.

**2002** – Started 16 games and completed 320 of 526 for 3,284 yards, with 17 TDs and 16 INTs...Rushed for a career-high 130 yards...In first NFL start was 15 of 19 for 160 yards with two TDs at Cincinnati, Sept. 8. His .789 completion percentage was the best by a QB making first start since Rob Johnson completed 20 of 24 (.833) for Jacksonville in 1997...Threw first-career INT against Houston Sept. 15 to end string of 66 attempts without pick to open career...Passed for 319 yards vs. Kansas City, Oct. 13 and led game-winning drive in final 2:24, completing six of seven for 71 yards, including two-yard TD. **2001** – Made first NFL appearance vs. Kansas City Nov. 4, and completed 15 of 27 for 221 yards with first career TD...Did not play Weeks 1-7 and 9-16.

**COLLEGE** – Had an honor-filled career at Purdue, including being a Heisman Trophy finalist in 1999 and 2000...Won The Maxwell Award as the nation's outstanding player in 2000...Finalist for The Davey O'Brien Award as the nation's top quarterback in 1999 and 2000...Ended career as Big Ten and Purdue's all-time leader in passing yards (11,792), touchdown passes (90), total yards (12,693), completion percentage (.611), completions (1,026) and attempts (1,678)... Departed fourth in NCAA Division I history for total offense, completions and attempts...Led Boilermakers to 2000 Rose Bowl, the school's first appearance in Pasadena since 1967...Only player in conference history to throw for more than 500 yards in a game twice...Added seven 400-yard games and 16 300-yard days in his career...Earned Big Ten Player of Year honors in 1998 and 2000 and all-conference accolades for three-straight years (1998-2000)...As a senior was named Academic All-America Player of Year...Recipient of the school's Leonard Wilson Award for unselfishness and dedication...Fourth in Heisman Trophy balloting as a junior...First recipient of Socrates Award, recognizing the nation's finest athlete in terms of academics, athletics and community service...Selected Purdue's Male Athlete of Year as a junior and senior...Received Big Ten Conference Medal of Honor in 2001... Chosen for school's Mortar Board in 1999...Earned degree in industrial management and manufacturing and graduated with a 3.4 GPA.

**PERSONAL** – Born Jan. 15, 1979 in Austin, Texas...Has traveled to Afghanistan, Kuwait and Okinawa on USO missions...Extremely active in the community and a fixture in the New Orleans area with his Brees Dream Foundation, with the mission to provide care, education and opportunities for children facing adversity. In New Orleans, his ongoing efforts have raised funds for Operation Kids, and he has also held The Drew Brees Gridiron Classic for youth football teams, the "Brees on the Seas" youth deep sea fishing even off the Louisiana coastline, hosts an annual golf tournament that that distributes money to children's causes in New Orleans and San Diego, rebuilt homes in New Orleans with Habitat for Humanity, supported Children's Hospital in New Orleans and numerous other charitable endeavors...In high school, he led Westlake (Austin, Texas) HS to 16-0 record and State 5A title as senior...Posted a 28-0-1 record as two-year starter...Selected as the Texas Class 5A MVP in 1996...Also lettered in basketball and in baseball as a shortstop...His father, Chip, played freshman basketball at Texas A&M and his grandfather, Ray Akins, finished his career with the third-most wins all-time among prep football coaches in Texas...Uncle, Marty Akins, was three-year starting quarterback and All-America at Texas (1975-77)...Married, Brittany, and the couple has restored an old home

# 9 DrewBREES QB (cont.)

in uptown New Orleans...The couple welcomed their first child, a son, shortly after the 2008 season...He and Brittany have traveled to Croatia, Greece, Tahiti, Australia and Africa in the past...Has flown in the cockpits with the demonstration teams of the Navy Blue Angels in the F/A-18 and the Air Force Thunderbirds in the F-16.

## DREW BREES



### PASSING

Year	Team	GP	GS	Att	Cmp	Pct	Yds	Yds/Att	TD	Int	Lg	Sk	Lst	Rating
2001	San Diego	1	0	27	15	55.6	221	8.2	1	0	40	2	12	94.8
2002	San Diego	16	16	526	320	60.8	3,284	6.2	17	16	52t	24	180	76.9
2003	San Diego	11	11	356	205	57.6	2,108	5.9	11	15	68t	21	178	67.5
2004	San Diego	15	15	400	262	65.5	3,159	7.9	27	7	79t	18	131	104.8
2005	San Diego	16	16	500	323	64.6	3,576	7.2	24	15	54	27	223	89.2
2006	New Orleans	16	16	554	356	64.3	4,418	8.0	26	11	86t	18	105	96.2
2007	New Orleans	16	16	652	440*	67.5	4,423	6.8	28	18	58	16	109	89.4
2008	New Orleans	16	16	635	413	65.0	5,069	8.0	34	17	84t	13	92	96.2
2009	New Orleans	15	15	514	363	70.6*	4,388	8.5	34	11	75t	20	135	109.6
<b>NFL totals</b>		<b>122</b>	<b>121</b>	<b>4,164</b>	<b>2,697</b>	<b>64.8</b>	<b>30,646</b>	<b>7.4</b>	<b>202</b>	<b>110</b>	<b>86t</b>	<b>159</b>	<b>1,165</b>	<b>91.9</b>
<b>Saints totals</b>		<b>63</b>	<b>63</b>	<b>2,365</b>	<b>1,572</b>	<b>66.8</b>	<b>18,298</b>	<b>7.7</b>	<b>122</b>	<b>57</b>	<b>86t</b>	<b>67</b>	<b>441</b>	<b>97.3</b>

\* - NFL record

**Career record as starter:** 68-53 (.562); 8-8 (.500) in 2002, 2-9 (.182) in 2003, 11-4 (.733) in 2004, 9-7 (.563) in 2005, 10-6 (.625) in 2006, 7-9 (.438) in 2007, 8-8 (.500) in 2008, 13-2 (.867) in 2009.

**ADDITIONAL STATISTICS:** Caught 21-yard touchdown in 2003, caught 38-yard pass in 2004, caught two passes for 10 yards in 2007, caught one pass for loss of 4 yards in 2009; Totals: 5 receptions for 65 yards with 1 TD.

### RUSHING

Year	Team	Att	Yds	Avg	Lg	TD
2001	San Diego	2	18	9.0	13	0
2002	San Diego	38	130	3.4	15	1
2003	San Diego	21	84	4.0	18	0
2004	San Diego	53	85	1.6	22	2
2005	San Diego	21	49	2.3	9	1
2006	New Orleans	42	32	0.8	16	0
2007	New Orleans	23	52	2.3	9	1
2008	New Orleans	22	-1	0.0	9	0
2009	New Orleans	22	33	1.5	10	2
<b>NFL totals</b>		<b>244</b>	<b>482</b>	<b>2.0</b>	<b>22</b>	<b>7</b>
<b>Saints totals</b>		<b>109</b>	<b>116</b>	<b>1.1</b>	<b>16</b>	<b>3</b>

**CAREER HIGHS:** Attempts — 60, at Chicago (12/30/07); Completions — 39, at Denver (9/21/08); Completion Pct. — 88.0 (22 for 25) vs. Oakland (10/31/04); Passing Yards — 510, vs. Cincinnati (11/19/06); Long Pass — 86t, at Carolina (10/1/06); Interceptions — 4, vs. Tennessee (9/24/07); Passing TDs — 6, vs. Detroit (9/13/09); Passer Rating — 158.3, vs. New England (11/30/09); Rushes — 8, at Kansas City (11/28/04); Rushing Yards — 31, at Kansas City (12/24/05); Long Rush — 22, vs. Oakland (10/31/04); Rushing TDs — 2, at Miami (10/25/09).

### POSTSEASON

Year	Team	GP	GS	Att	Cmp	Pct	Yds	Yds/Att	TD	Int	Lg	Sk	Lst	Rating
2004	San Diego	1	1	42	31	73.8	319	7.6	2	1	44	2	11	101.2
2006	New Orleans	2	2	81	47	58.0	597	7.4	3	1	88t	6	51	88.3
2009	New Orleans	3	3	102	72	70.6	732	7.2	8	0	44t	2	15	117.0
<b>NFL totals</b>		<b>6</b>	<b>6</b>	<b>225</b>	<b>150</b>	<b>66.7</b>	<b>1,648</b>	<b>7.3</b>	<b>13</b>	<b>2</b>	<b>88t</b>	<b>10</b>	<b>77</b>	<b>103.7</b>
<b>Saints totals</b>		<b>5</b>	<b>5</b>	<b>183</b>	<b>119</b>	<b>65.0</b>	<b>1,329</b>	<b>7.3</b>	<b>11</b>	<b>1</b>	<b>88t</b>	<b>8</b>	<b>66</b>	<b>104.3</b>

**Career postseason record as starter:** 4-2 (.667); 0-1 (.000) in 2004, 1-1 (.500) in 2006, 3-0 (1.000) in 2009.

## DREW BREES



## RUSHING

Year	Team	Att	Yds	Avg	Lg	TD
2004	San Diego	5	17	3.4	7	0
2006	New Orleans	4	6	1.5	8	0
2009	New Orleans	5	-4	-0.8	0	0
<b>NFL totals</b>		<b>14</b>	<b>19</b>	<b>1.4</b>	<b>8</b>	<b>0</b>
<b>Saints totals</b>		<b>9</b>	<b>2</b>	<b>0.2</b>	<b>8</b>	<b>0</b>

**POSTSEASON CAREER HIGHS:** Attempts — 49, at Chicago (1/21/07); Completions — 32, vs. Indianapolis (2/7/10); Completion Pct. — 82.1 (32 for 39) vs. Indianapolis (2/7/10); Passing Yards — 354, at Chicago (1/21/07); Long Pass — 88t, at Chicago (1/21/07); Interceptions — 1 (2x), last at Chicago (1/21/07); Passing TDs — 3 (2x), last vs. Minnesota (1/24/10); Passer Rating — 125.4, vs. Arizona (1/16/10); Rushes — 5, vs. N.Y. Jets (1/8/05); Rushing Yards — 17, vs. N.Y. Jets (1/8/05); Long Rush — 8, at Chicago (1/21/07); Rushing TDs — 0.


Alex  
BROWN

96

HEIGHT: 6-3

WEIGHT: 260

COLLEGE: FLORIDA

JOINED SAINTS: FA-10

NFL EXPERIENCE: 9

BORN: 6/4/79

DE

**NFL CAREER** – A consistent performer and the model of durability, Brown comes to New Orleans having played in 127 consecutive games - and starting 107 of them - in eight seasons with the Chicago Bears. Renowned for his run-stopping ability, the former 2002 fourth-round draft choice has also proven himself as an accomplished pass-rusher, recording 43½ sacks, notching six or more in five separate seasons. The former University of Florida standout has notched 483 career tackles (291 solo) along with five interceptions, 28 pass defenses, 16 forced fumbles and 11 fumble recoveries. Brown was signed as a free agent in the offseason and is expected to compete for the starting spot opposite Will Smith on the defensive front, also bringing postseason experience with four playoff starts where he has tallied 14 tackles and a sack.

**CAREER TRANSACTIONS** – Signed by Saints to two-year contract, 4/8/10; Released by the Chicago Bears, 4/1/10; Re-signed by Chicago to two-year contract extension, 2/19/08; Re-signed by Chicago to four-year contract extension, 12/1/04; Signed by Chicago to a three-year contract, 7/24/02; Selected by Chicago in the fourth round (104th overall) of the 2002 NFL Draft.

**HONORS** – **2005:** NFC Defensive Player of the Week (Week 12); Sports Illustrated All-Pro. **2004:** NFC Defensive Player of the Week (Week 9).



**2009** – Started all 16 games for the sixth time in eight seasons, notching 39 tackles (24 solo) with six sacks, two pass defenses and a fumble recovery in his final season with Chicago...Notched two sacks in win over Pittsburgh, Sept. 20...Had six tackles and a sack in Nov. 1 victory over Cleveland...Made the 100th start of his career at San Francisco, Nov. 12...Had sacks in back-to-back wins to close the season vs. Minnesota and at Detroit. **2008** – Starting all 16 games, led the team with six sacks, 16 QB hits and a career-high 13 tackles for loss...Finished with 39 tackles, adding an interception, a pass defense, a forced fumble and a fumble recovery...Blocked the potential game-winning kick vs. Green Bay Dec. 22 with :25 remaining in a tie game as well as an extra point vs. Detroit, Nov. 2. **2007** – Played in all 16 games with two starts and made 58 tackles with 4½ sacks, an interception, five pass defenses two forced fumbles and a blocked kick...Made the most of his two starts in the final two games of the year, tallying two sacks, an interception, four pass defenses, a forced fumble, a fumble recovery and 11 tackles. **2006** – Selected as a Pro Bowl alternate after recording a career-high seven sacks and two interceptions while leading the defensive line with 71 tackles as he started all 16 games...Also notched three forced fumbles, two fumble recoveries and two pass defenses...Added 10 tackles first career postseason sack in three playoff starts. **2005** – Named an alternate for the Pro Bowl after recording six sacks and 75 tackles...Selected for Sports Illustrated All-Pro Team...Led defensive line with nine tackles for loss, eight pass defenses and three forced fumbles while starting all 16 games...Named NFC Defensive Player of the Week after notching a pair of sacks at Tampa Bay, Nov. 27. **2004** – Started at defensive end in all 16 games, leading Chicago with six sacks and posting 73 tackles with four pass defenses, two forced fumbles and a fumble recovery...Earned his first career NFC Defensive Player of the Week honor after posting career-high four sacks at New York Giants, Nov. 7. **2003** – In first season as a full-time starter, led Bears with 5½ sacks while pacing the defensive line with a career-high 79 tackles while forcing two fumbles and recovering one with an interception and three pass defenses...Recorded first career interception in win over Oakland, Oct. 5...Notched a career-high 12 tackles at Detroit, Nov. 9. **2002** – Appeared in final 15 games, starting nine of the last 10 at RDE as a rookie...Tied for fourth among all NFL defenders with three fumble recoveries, tied for team-lead with three forced fumbles and added 2½ sacks...Also totaled 49 tackles (32 solos) and three pass defenses...Made NFL debut at Atlanta, Sept. 15, posting a pass defense... Recorded first three NFL tackles at Buffalo, Sept. 29...Started first NFL game at RDE at Minnesota, Oct. 27, recording four tackles and forcing first career fumble...Recorded first sacks of his career, getting 1½ against New England, Nov. 10.

**COLLEGE** – Selected as an All-American, first-team all-SEC and Lombardi Award semifinalist (finalist as a senior) each of the final three seasons of his Florida career (1998-2001)...Established school record with 33 career sacks, including single-season UF-best 13 as a senior, while starting 31-of-46 regular season games played... Totaled 161 tackles with 47 total stops behind the line of scrimmage (sixth-best total in school history)...First-team All-American selection by the Walter Camp Foundation, National Sports Bureau, Football News and the Football Writers Association...Finalist for the Lombardi and

Nagurski Awards...Associated Press SEC Defensive Player-of-the-Year...Started every game at RDE, recording 50 tackles with 10.5 sacks, 14 TFLs and four PBUs, while forcing one fumble and blocking three kicks...Second-team All-American choice by the Walter Camp Football Foundation and ABC Sports...Started 11 of 12 regular season games, recording 56 tackles with 7½ sacks and 12 TFLs...In first season at defensive end, garnered first-team All-American honors by Football News and the Walter Camp Football Foundation...Started nine games as a sophomore, making 45 tackles with 13 sacks, 18 TFLs, two interceptions, and five forced fumbles...Saw action at SLB in all 11 regular season games as a true freshman, backing up Jevon Kearse, and recording 10 tackles with two sacks...Majorred in recreation program delivery.

**PERSONAL** – One of the nation's elite prep LBs coming out of Hamilton County (White Springs, Fla.) H.S. in 1996, concluded his prep career with a first-team all-state (3A) selection and district MVP on defense and offense...As an All-American his senior season, he was credited with 117 tackles at LB while rushing for 767 yards with 18 TDs and passing for 863 yards with 6 TDs at QB...Selected as district MVP in basketball and was the state 3A champion in the discus in 1996...Owner and President/CEO of men's professional volleyball team in Puerto Rico, Indios de Mayaguez ([www.indiosdemayaguez.com](http://www.indiosdemayaguez.com))...He and wife, Karimar, have a son, Antonio, and a daughter, Kaylen.

## ALEXBROWN



Year	Team	GP	GS	Tot	TACKLES			Yds	INTERCEPTIONS					FUMBLES		
					Solo	Asst	Sk		No	Yds	Lg	TD	PD	FF	FR	Yds
2002	Chicago	15	9	49	32	17	2.5	19.0	0	0	0	0	3	3	3	0
2003	Chicago	16	16	79	61	18	5.5	32.5	1	0	0	0	3	2	1	0
2004	Chicago	16	16	73	43	30	6.0	34.5	0	0	0	0	4	2	1	0
2005	Chicago	16	16	75	48	27	6.0	55.0	0	0	0	0	8	3	0	0
2006	Chicago	16	16	71	44	27	7.0	67.0	2	22	18	0	2	3	2	0
2007	Chicago	16	2	58	20	38	4.5	22.5	1	7	7	0	5	2	2	0
2008	Chicago	16	16	39	19	20	6.0	43.0	1	-2	-2	0	1	1	1	18
2009	Chicago	16	16	39	24	15	6.0	49.0	0	0	0	0	2	0	1	0
<b>NFL totals</b>		<b>127</b>	<b>107</b>	<b>483</b>	<b>291</b>	<b>192</b>	<b>43.5</b>	<b>322.5</b>	<b>5</b>	<b>27</b>	<b>18</b>	<b>0</b>	<b>28</b>	<b>16</b>	<b>11</b>	<b>18</b>

**ADDITIONAL STATISTICS:** Blocked Field Goals — (2007, 1); (2008, 1) **Total: 2;** Blocked Extra Points — (2008, 1) **Total: 1.**

**CAREER HIGHS:** Tackles — 12, at Detroit (11/9/03); Sacks — 4, at N.Y. Giants (11/7/04); Interceptions — 1 (5x), last vs. Green Bay (12/22/08); Passes Defensed — 4, at Tampa Bay (11/27/05); Forced Fumbles — 2 (2x), last at N.Y. Giants (11/12/06); Fumble Recoveries — 1 (11x), last at Minnesota (11/29/09).

### POSTSEASON

Year	Team	GP	GS	Tot	TACKLES			Yds	INTERCEPTIONS					FUMBLES		
					Solo	Asst	Sk		No	Yds	Lg	TD	PD	FF	FR	Yds
2005	Chicago	1	1	4	1	3	0.0	0.0	0	0	0	0	1	0	0	0
2006	Chicago	3	3	10	8	2	1.0	1.0	0	0	0	0	0	0	0	0
<b>NFL totals</b>		<b>4</b>	<b>4</b>	<b>14</b>	<b>9</b>	<b>5</b>	<b>1.0</b>	<b>1.0</b>	<b>0</b>	<b>0</b>	<b>0</b>	<b>0</b>	<b>1</b>	<b>0</b>	<b>0</b>	<b>0</b>

**POSTSEASON CAREER HIGHS:** Tackles — 5, vs. Seattle (1/14/07); Sacks — 1, vs. Seattle (1/14/07); Forced Fumbles — 0; Fumble Recoveries — 0; Passes Defensed — 1, vs. Carolina (1/15/06).



# Reggie BUSH

# 25

HEIGHT: 6-0      WEIGHT: 203  
COLLEGE: SOUTHERN CALIFORNIA  
JOINED SAINTS: 01-06  
NFL EXPERIENCE: 5  
BORN: 3/2/85

**RB**

**NFL CAREER** – A threat as a runner, returner and receiver, over the last four seasons Bush has been a key part of a Saints' offense that has ranked among the NFL's leaders yearly - and also been one of the league's top punt returners. In 52 regular-season games, Bush has recorded 4,504 all-purpose yards and scored 32 touchdowns. It is his versatility that has made him such a dynamic performer: With 260, he has more receptions than any running back in the league since 2006. Last season he averaged nearly six yards per carry, posted eight TDs and was fourth on the club in catches within a balanced attack. Bush led the club in rushing in 2007 and set an NFL record for rookie running backs with 88 receptions in 2006. Since the AFL-NFL merger, he's one of only six players to have multiple seasons with a rushing, receiving and punt return for a touchdown (2006 and 2008). In 2009, he equaled the feat in the postseason - ripping off a 46-yard touchdown burst and an 83-yard punt return TD vs. Arizona and hauling in a five-yard scoring grab in the NFC Championship. The TD run and punt return against the Cardinals, as well as his 88-yard touchdown reception in 2006 at Chicago, are the longest postseason scoring plays in franchise history. Bush was drafted second overall in 2006 after an honor-filled career at USC, including winning the Heisman Trophy in 2005. He has twice won NFC Special Teams Player of the Week honors and has also taken home NFC Offensive Player of the Week once.

**CAREER TRANSACTIONS** – Placed on injured reserve, 12/17/08; Signed a six-year contract, 8/1/06; Drafted in the first round (second overall) of the 2006 NFL Draft.

**HONORS – 2008:** Sporting News All-Pro (Punt Returner); NFC Special Teams Player of the Week (Week 5). **2006:** Pro Football Weekly/PFWA All-Rookie Team; NFL Offensive Rookie of the Month (December); NFC Offensive Player of the Week (Week 13); NFC Special Teams Player of the Week (Week 5), NFL Diet Pepsi Rookie of the Week (Week 1).

**2009** – Played in 14 games, starting eight, gaining 390 yards on 70 carries with five TDs along with 47 catches for 335 yards with three touchdowns... Added 27 punt returns for 130 yards (4.8)...Accounted for 35 first downs (19 rushing, 16 receiving)...Inactive for two contests with a knee injury...Had a sterling postseason, rushing for 117 yards on 17 carries (6.9 avg.) with a touchdown, hauling in 10 passes for 95 yards (9.5) and a TD, and returning five punts for 113 yards (22.6) and an 83-yard TD...Had five carries for 25 yards in Super Bowl XLIV vs. Indianapolis, and added four receptions for 38 yards...In NFC Championship vs. Minnesota, held in check most of the game but scored on five-yard reception...In NFC Divisional Playoff vs. Arizona, turned in one of the best

games of his career. Had five carries for 84 yards, setting a club postseason record with a 46-yard run for a touchdown. Added four receptions for 24 yards and gained 109 yards on three punt returns, including an 83-yard return for a TD - the third-longest punt return in NFL postseason history. The 209 total yards were the top total for a player in club history...Had five grabs for 55 yards in opener vs. Detroit, Sept. 13...At Philadelphia, Sept. 20, caught three passes for 42 yards and scored on a 19-yard TD run...Had 13 carries for 64 yards and three grabs for 17 yards at Buffalo, Sept. 27, part of a 222-yard rushing day for the Saints' offense...Oct. 4 vs. the NY Jets, had a punt return for 22 yards, six carries for 37 yards (6.1 avg.) and added a 22-yard punt return in the victory...At



## WORTHNOTING

**Bush is the only player in franchise history to score touchdowns rushing, receiving and on a punt return. He has accomplished this in both the regular season and postseason. He has 17 rushing touchdowns, 11 TD receptions, and has returned a club-record four punts for touchdowns, making him only the second active player who has scored ten times each on rushing and receiving over his first four NFL seasons.**

**Bush played a key role in the playoffs in New Orleans' run to the Super Bowl XLIV Championship, carrying 11 times for 117 yards (6.9 avg.) with one touchdown, ten receptions for 95 yards with a touchdown and a punt return for a touchdown. In the NFC Divisional Playoff vs. Arizona, Bush became only the second player in NFL history - and the first in more than 60 years - to produce touchdowns on a rushing play and a punt return in a postseason game. He was also only the second player in NFL postseason history to score a touchdown of 80-or-more yards and another of 40-or-more yards in the same game. He joined Carolina WR Steve Smith as only the second player in NFL history to score touchdowns on a rush, reception and punt return in the same postseason.**

**With 260 receptions, Bush has the most catches of any NFL running back since 2006. Making his 200th catch in his 34th career contest, Bush is tied with Anquan Boldin as the fastest to 200 in NFL history.**

**Bush has recorded at least 100 total yards from scrimmage in 15 games (13 regular season, two postseason). The Saints have posted a 10-5 record in these games.**

Miami, Oct. 25, had just three catches for 16 yards and three carries for 10 yards, but turned in one of most memorable plays of 2009 when he took a pitch off a double-reverse and leapt around a defender and into the end zone from about five yards away. The sweeping touchdown dive - which ended up on the cover of Sports Illustrated - cut the Dolphins' lead to 34-31 after Miami once led by three TDs, and the Saints would go on to win 46-34...Scored a TD for third-straight game with a one-yard burst vs. Atlanta, Nov. 2...At St. Louis, Nov. 15, recorded first multi-TD game of season, running for a three-yard TD and catching a short pass and outrunning the defense for a 15-yard score. Rushed for 83 yards on six carries, but suffered an injured knee that would land him on inactive list for next two contests...At Atlanta, Dec. 13, started at wide receiver and caught a pair of TDs (six and 21 yards). Had six grabs for 46 yards and six carries for 33 yards. Added a 23-yard punt return...Prior to departing with a leg injury vs. Dallas, Dec. 19, had one carry for 29 yards and two catches for 17 yards...Dec. 27 vs. Tampa Bay, had six catches for 37 yards, 16 yards on a pair of rushes and a 14-

# 25 ReggieBUSH RB (cont.)

yard punt return...Played sparingly vs. Carolina in finale, rushing for 35 yards on five carries. Failed to catch a pass in a game for the first time in his NFL career.

**2008** – Played in 10 games, with nine starts, before being placed on injured reserve with an injured knee, 12/17...Also on the inactive list for a four-game stretch with a knee injury from 10/26-11/24...Rushed for 404 yards and two TDs on 106 carries, hauled in 52 passes for 440 yards with four touchdowns and

## CAREER GAME BY GAME

		RUSHING							RECEIVING							PUNT RETURNS						
2009		GP	ST	ATT	YDS	AVG	LG	TD	REC	YDS	AVG	LG	TD	NO	YDS	AVG	LG	TD				
9/13	DET	X	X	7	14	2.0	10	0	5	55	11.0	26	0	3	11	3.7	11	0				
9/20	@PHI	X	X	10	33	3.3	19t	1	3	42	14.0	29	0	2	-3	-1.5	3	0				
9/27	@BUF	X	X	13	64	4.9	17	0	3	17	5.7	12	0	4	17	4.3	9	0				
10/4	NYJ	X		6	37	6.2	12	0	3	7	2.3	4	0	1	22	22.0	22	0				
10/18	NYG	X	X	6	17	2.8	9	1	1	7	7.0	7	0	2	0	0.0	2	0				
10/25	@MIA	X	X	3	10	3.3	10t	1	3	16	5.3	11	0	5	23	4.6	9	0				
11/2	ATL	X		2	3	1.5	2	1	2	11	5.5	7	0	1	1	1.0	1	0				
11/8	CAR	X	X	2	16	8.0	9	0	7	37	5.3	10	0	1	4	4.0	4	0				
11/15	@STL	X		6	83	13.8	55	1	2	15	7.5	15t	1	2	5	2.5	4	0				
11/22	@TB				Inactive (knee)																	
11/30	NE				Inactive (knee)																	
12/6	@WAS	X		1	0	0.0	0	0	4	28	7.0	9	0	1	-2	-2.0	-2	0				
12/13	@ATL	X	X	6	33	5.5	19	0	6	46	7.7	21t	2	1	23	23.0	23	0				
12/19	DAL	X	X	1	29	29.0	29	0	2	17	8.5	16	0	1	4	4.0	4	0				
12/27	TB	X		2	16	8.0	13	0	6	37	6.2	15	0	1	14	14.0	14	0				
1/3	@CAR	X		5	35	7.0	17	0	0	0	0.0	0	0	2	11	5.5	11	0				
2009 Season		14	8	70	390	5.6	55	5	47	335	7.1	29	3	27	130	4.8	23	0				

2008		GP	ST	ATT	YDS	AVG	LG	TD	REC	YDS	AVG	LG	TD	NO	YDS	AVG	LG	TD				
9/7	TB	X	X	14	51	3.6	26	0	8	112	14.0	42t	1	1	0	0.0	0	0				
9/14	@WAS	X	X	10	28	2.8	9	0	7	63	9.0	14	0	1	55	55.0	55t	1				
9/21	@DEN	X	X	18	73	4.1	23t	1	11	75	6.8	23	1	2	30	15.0	17	0				
9/28	SF	X	X	10	31	3.1	10	0	5	7	1.4	7	0	0	0	0.0	0	0				
10/6	MIN	X	X	12	29	2.4	10	0	7	64	9.1	21	0	5	176	35.2	71t	2				
10/12	OAK	X	X	14	27	1.9	5	1	3	40	13.3	21	1	1	8	8.0	8	0				
10/19	@CAR	X	X	9	55	6.1	29	0	1	5	5.0	5	0	3	16	5.3	9	0				
10/26	SD				Inactive																	
11/9	@ATL				Inactive																	
11/16	@KC				Inactive																	
11/24	GB				Inactive																	
11/30	@TB	X	X	3	0	0.0	8	0	5	32	6.4	10	0	2	-16	-8.0	-4	0				
12/7	ATL	X	X	10	80	8.0	43	0	3	26	8.7	15	1	3	0	0.0	0	0				
12/11	@CHI	X		6	30	5.0	13	0	2	16	8.0	14	0	2	1	0.5	1	0				
12/21	@DET				Injured Reserve	12/17																
12/28	CAR				Injured Reserve	12/17																
2008 Season		10	9	106	404	3.8	43	2	52	440	8.5	42t	4	20	270	13.5	71t	3				

2007		GP	ST	ATT	YDS	AVG	LG	TD	REC	YDS	AVG	LG	TD	NO	YDS	AVG	LG	TD				
9/6	@ IND	X		12	38	3.2	9	0	4	7	1.8	7	0	1	2	2.0	2	0				
9/16	@ TB	X	X	10	27	2.7	10	0	6	43	7.2	11	0	0	0	0.0	0	0				
9/24	TEN	X	X	7	15	2.1	6	2	6	20	3.3	11	0	1	10	10.0	10	0				
10/7	CAR	X	X	21	67	3.2	13	0	9	52	5.8	12	0	0	0	0.0	0	0				
10/14	@ SEA	X	X	19	97	5.1	22	0	6	44	7.3	17	0	0	0	0.0	0	0				
10/21	ATL	X	X	17	54	3.2	9	0	5	19	3.8	8	1	0	0	0.0	0	0				
10/28	@ SF	X	X	10	64	6.4	20	0	7	49	7.0	25	0	0	0	0.0	0	0				
11/4	JAX	X	X	17	72	4.2	12	1	7	43	6.1	18	1	1	0	0.0	0	0				
11/11	STL	X	X	7	17	2.4	7	1	5	27	5.4	13	0	0	0	0.0	0	0				
11/18	@ HOU	X	X	15	34	2.3	11	0	12	70	5.8	11	0	0	0	0.0	0	0				
11/25	@ CAR	X		9	32	3.6	7	0	3	30	10.0	15	0	0	0	0.0	0	0				
12/2	TB	X	X	13	64	4.9	14	0	3	13	4.3	13	0	0	0	0.0	0	0				
12/10	@ ATL				Inactive																	
12/16	ARZ				Inactive																	
12/23	PHI				Inactive																	
12/30	@ CHI				Inactive																	
2007 Season		12	10	157	581	3.7	22	4	73	417	5.7	25	2	3	12	4.0	10	0				



recorded 20 punt returns for 270 yards with three TDs...Accounted for 42 first downs, including 22 receiving...In opener vs. Tampa Bay, Sept. 7, scored game-winning touchdown with a 42-yard burst of a swing pass in fourth quarter. Finished with 112 yards on eight catches and 51 yards on 14 carries...At Washington, Sept. 14, shook loose for a 55-yard punt return for a touchdown and added 63 yards on seven grabs...At Denver, Sept. 21, posted 73 yards on 18 carries, added a season-high 11 catches for 75 yards and had two punt returns for 30 yards. Scored on a 23-yard run and six-yard reception in the sixth multi-TD game of his career...Tied an NFL record vs. Minnesota in Monday Night Football contest, Oct. 6, with a pair of punt returns for touchdowns. Had a club-record 176 yards on five returns, with 71- and 64-yard TDs. Also caught seven passes, moving into 10th in club history, for 64 yards...Scored twice vs. Oakland, Oct. 12, with a three-yard run and a 15-yard reception...Posted 55 yards on nine carries in first half at Carolina, Oct. 19 before suffering a knee injury late in second quarter. Underwent surgery to repair a meniscus tear and would be inactive for the following four games...After playing in a limited role previous week, totaled 106 yards from scrimmage vs. Atlanta, Dec. 7, including 80 rushing. Had a 43-yard rush and scored on a five-yard reception...Had six carries for 30 yards and a pair of receptions for 16 yards at Chicago, Dec. 11 before being forced to the sidelines with a knee injury. Placed on injured reserve less than a week later. **2007** – Played in 12 games with 10 starts, inactive for final four games with a knee injury...Rushed for a team-high 581 yards on 157 carries (3.7 avg.) and four TDs and finished second on club with 73 catches for 417 yards (5.7 avg.) and two touchdowns...Turned in second multi-TD game of career with a pair of one-yard rushing touchdowns vs. Tennessee, Sept. 24. An 11-yard reception in third quarter was the 100th of his career in his 19th game, making him second-fastest to 100 behind WR Anquan Boldin...In first start as team's featured back following season-ending injury to Deuce McAllister the week before, set career-high for attempts with 21 for 67 yards and added nine catches for 52 yards vs. Carolina, Oct. 7...At Seattle, Oct. 14, rushed for season-high 97 yards on 19 carries (5.1 avg.) and caught six passes for 44 yards...Oct. 21 vs. Atlanta had 54 yards on 17 carries and added 19 yards on five catches. Scored go-ahead touchdown by powering through a Falcons defender after hauling in a four-yard screen pass and fol-

## CAREER GAME BY GAME

		RUSHING						RECEIVING						PUNT RETURNS					
		GP	ST	ATT	YDS	AVG	LG	TD	REC	YDS	AVG	LG	TD	NO	YDS	AVG	LG	TD	
2006																			
9/10	@ CLE	X		15	67	4.5	18	0	7	52	7.4	14	0	3	22	7.3	13	0	
9/17	@ GB	X	X	6	5	0.8	6	0	8	68	8.5	23	0	4	36	9.0	14	0	
9/25	ATL	X		13	53	4.1	13	0	4	19	4.8	9	0	0	0	--	--	0	
10/1	@ CAR	X		11	22	2.0	5	0	4	48	12.0	32	0	2	-1	-0.5	3	0	
10/8	TB	X		9	23	2.6	10	0	11	63	5.7	10	0	3	75	25.0	65t	1	
10/15	PHI	X		11	26	2.4	7	0	4	35	8.8	14	0	3	29	9.7	20	0	
10/29	BAL	X		5	16	3.2	11	0	4	5	1.3	5	0	0	0	0	0	0	
11/5	@ TB	X	X	11	-5	-0.5	3	0	4	22	5.5	9	0	2	20	10.0	20	0	
11/12	@ PIT	X		10	49	4.9	15t	1	7	40	5.7	13	0	1	7	7.0	7	0	
11/19	CIN	X	X	13	51	3.9	8	0	8	58	7.3	13	0	2	7	3.5	8	0	
11/26	@ ATL	X		5	24	4.8	12	0	3	21	7.0	13	0	1	-1	-1.0	-1	0	
12/3	SF	X	X	10	37	3.7	10	3	9	131	14.6	74	1	1	4	4.0	4	0	
12/10	@ DAL	X		6	37	6.2	16	0	6	125	20.8	61t	1	1	-2	-2.0	-2	0	
12/17	WAS	X	X	7	14	2.0	9	0	5	19	3.8	15	0	2	13	6.5	11	0	
12/24	@ NYG	X		20	126	6.3	18	1	2	23	11.5	15	0	3	7	2.3	8	0	
12/31	CAR	X	X	3	20	6.7	12	1	2	13	6.5	7	0	0	0	0.0	0	0	
2006 Season		16	7	155	565	3.6	18	6	88	742	8.4	74	2	28	216	7.7	65t	1	

# 25 ReggieBUSH RB (cont.)

## BUSHBYTHENUMBERS

**260** – Receptions in his first 52 NFL regular-season games. It's the highest total among running backs over that span and ranks eighth in club history.

**32** – Total touchdowns in the regular season for Bush in his career. 17 have come rushing, 11 through the air and four on punt returns. He's ranked eighth on the club's all-time list. He has also scored five touchdowns in five postseason contests to take the franchise lead.

**17** – Rushing touchdowns for Bush in his career. He's currently ranked ninth on the club's all-time list. He's the franchise's all-time leader in the postseason with two rushing scores.

**1,934** – Receiving yardage by Bush in his NFL career through 52 games. It's the second-highest total among NFL running backs over that time span.

**2,435** – Total yards from scrimmage in 33 regular season games since taking over as a starter in game four of 2007.

**11** – Bush ranks 11th in team history in rushing with 1,940 yards on 488 carries, with 17 touchdowns. With 188 rushing yards in the postseason, he is the club's all-time leading runner.

**131** – Receiving yards against San Francisco in his rookie season (12/3/06), the most by a running back in franchise history.

**12** – Bush became just the 12th player in NFL history to return two punts for touchdowns in the same contest vs. Minnesota (10/6/08) on Monday Night Football.

**176** – Punt return yardage vs. Minnesota, setting a single game franchise record as he averaged 35.2 yards on five returns.

**83** – The length of his third quarter punt return for a touchdown in the NFC Divisional Playoff game vs. Arizona, the third-longest punt return in NFL postseason record books.

**4** – Touchdowns for Bush vs. San Francisco (12/3/06), tying a team single-game record for total touchdowns in a contest. Bush had three scoring rushes against the 49ers - also tying a club record - and one touchdown reception.

**9** – Multiple touchdown performances in his four-year career, including eight in the regular season and one in the playoffs.

**2** – During New Orleans' playoff run, Bush joined Carolina WR Steve Smith as only the second player in NFL history to score a touchdown on a rush, reception and punt return in the same postseason.

lowed moments later by going around the end for two-point conversion...At San Francisco, Oct. 28, rushed for 64 yards on 10 carries and caught seven passes for 49 yards...Against Jacksonville, Nov. 4, rushed for 72 yards on 17 attempts with a one-yard TD and caught seven passes for 43 yards and a two-yard touchdown...Had a seven-yard touchdown run and five catches for 27 yards vs. St. Louis, Nov. 11. Set a club record and tied an NFL record with a pair of two-point conversions, both on runs in fourth quarter...At Houston, Nov. 18, set a career-

## SNAPSHOTS

### FASTEST TO 200

Bush is tied with Anquan Boldin as the fastest player in NFL history to reach 200 receptions, hitting the mark after only 34 contests.

Name, Team	No of Games.
<b>Reggie Bush, NO</b>	<b>34</b>
Anquan Boldin, Ari.	34
Lionel Taylor, Den.	36
Tom Fears, L.A. Rams	36
Terry Glenn, NE	39
Kellen Winslow, SD	39

### TOP FIVE RB RECEIVING TOTALS

Since Bush entered the NFL in 2006, no runner has recorded more receptions during this period. Below is a list of league's top five pass-catching running backs over that span:

Name, Team	Rec.	Yds.	Avg.	TD
<b>Reggie Bush, NO</b>	<b>260</b>	<b>1,934</b>	<b>7.4</b>	<b>11</b>
Brian Westbrook, Phi.	246	2,053	8.3	15
Steven Jackson, St.L	219	1,778	8.1	5
Frank Gore, SF	209	1,700	8.1	7
Maurice Jones-Drew, Jax.	201	1,782	8.9	5

high with 12 catches for 70 yards. In addition, his 12 grabs were the second-most in team history by a running back (FB Tony Galbreath, 14 at Green Bay, 9/10/78)...Inactive for final four contests with knee injury. **2006** – Played in all 16 games, starting eight, including one at wide receiver where he opened in the slot...Ranked 10th in NFL with a team-high 88 receptions - leading all rookies and second overall among running backs - for 742 yards and two TDs...Yardage total was second among running backs and second to teammate WR Marques Colston (1,038) among rookies...88 catches set NFL record for catches by a rookie running back (breaking mark of 83, FB Earl Cooper, San Francisco, 1980)...Led NFL with 33 receptions on third down, for 297 yards and a TD...742 receiving yards ranked third in league history for a rookie running back, trailing Miami RB Terry Kirby (874, 1993) and Washington RB Charley Taylor (814, 1964, Taylor would move to WR later in career)...Ranked seventh among rookies in rushing with 565 yards on 155 carries (3.6 avg.) and six TDs...Added 28 punt returns for 216 yards (7.7 avg.) and a 65-yard TD...Second on team with nine touchdowns, highest total for a Saints rookie since RB George Rogers had 13 in 1981...Nine total TDs ranked second in NFL among rookies, trailing Jacksonville RB Maurice Jones-Drew (16)...Only player in NFL to record TDs rushing, receiving and on a punt return...Had 59 first downs (27 rushing, 32 receiving)...Tied club TD record with four (three rushing, one receiving) vs. San Francisco, Dec. 3 and had a pair of 100-yard receiving days and reached triple digits in rushing once... Named NFL Offensive Rookie of the Month for December and claimed NFC Offensive Player of the Week in Week 13 and NFC Special Teams Player of the Week in Week 5...In NFC Championship at Chicago, 1/21/07, had a game-high 132 yards on seven catches, including an 88-yard touchdown reception. All but two catches came in second half...In NFC Divisional Playoffs vs. Philadelphia, recorded 52 yards on 12 attempts and had a

## 25 Reggie BUSH RB (cont.)

four-yard TD in second quarter. Also had three catches for 22 yards and returned a trio of punts for 21 yards...In NFL debut at Cleveland, Sept. 10, recorded 15 carries for 67 yards, added seven receptions for 52 yards and three punt returns for 22 yards... Started first NFL contest at RB at Green Bay, Sept. 17, and had eight receptions for 68 yards and four punt returns for 36 yards...Saw action at RB vs. Atlanta, Sept. 25 and posted 13 carries for 53 yards and four catches for 19 yards...Had 11 receptions for 63 yards vs. Tampa Bay, Oct. 8, but contest is remembered for game-winning, 65-yard punt return for a touchdown with 4:17 remaining for 24-21 victory. TD came on the 100th "touch" of his young career (54 rushing attempts, 34 catches, 12th punt return). Earned NFC Special Teams Player of the Week honors...At Pittsburgh, Nov. 12, had 10 carries for 49 yards, including a 15-yard TD for the first offensive TD of his career. Score came on a double reverse, punctuated by a diving flip over a defender into the end zone... Started Nov. 19 vs. Cincinnati and posted 13 carries for 51 yards, eight receptions for 58. Broke club record for receptions by a rookie (former mark: 54, shared by FB Tony Galbreath in 1976 and TE Cam Cleeland in 1998)...Dec. 3 vs. San Francisco started at RB and tied a club record (WR Joe Horn, vs. NY Giants, 12/14/03, all receiving) with four TDs. Scored three rushing (of one, eight and 10 yards) TDs and added a five-yard touchdown catch. Recorded nine grabs for 131 yards, including a 74-yard burst through a handful of defenders off a screen pass. Also tied a club record for rushing TDs in a game and was named NFC Offensive Player of the Week...At Dallas, Dec. 10, started at RB and had six catches for 125 yards, including a weaving 61-yard touchdown...Had five grabs for 19 yards vs. Washington, Dec. 17, giving him 84 on year to break the NFL receptions record for a rookie running back in a season (San Francisco FB Earl Cooper, 83, 1980)...At NY Giants, Dec. 24, notched 126 yards on 20 attempts, including one-yard TD. Recorded 80 yards rushing in second quarter. Also had a pair of receptions for 23 yards. Bush and RB Deuce McAllister (108) combined to be the third Saints duo to go over 100 yards in the same game... Started and played briefly vs. Carolina, Dec. 31, posting 20 yards on three carries - capping opening drive with a one-yard TD. Named NFL Offensive Rookie of the Month for December, a stretch where he had 24 catches for 311 yards and 46 carries for 234 yards and scored seven touchdowns.

**COLLEGE** – The 2005 Heisman Trophy winner played in 39 games at Southern California with only 15 starts, but finished 10th in NCAA Division I-A history with 6,551 all-purpose yards, a school record and third in Pac-10 history...Set school and conference season-record with 2,890 all-purpose yards in 2005, the third-best season total in Division I-A history... Gained 2,330 all-purpose yards in 2004, becoming 12th player in NCAA history to gain over 2,000 all-purpose yards twice... Finished career with 3,169 yards (seventh in school history) and 25 TDs on 433 carries (7.3 avg.) and 1,301 yards with 13 TDs on 95 catches (13.7 avg.) Also posted 559 yards and three TDs on 44 punt returns (12.7 avg.)...In 2005, was named the Associated Press Player of the Year, and added Walter Camp Player of the Year Award, as well as the Doak Walker Award...Unanimous All-American selection... Just the fifth player to ever be named the Pac-10 Offensive Player of the Year twice (second consecutive and the first non-QB to achieve the feat in 20 seasons)...Fifth in 2004 Heisman Trophy vote and a near-unanimous All-America selection...Set a school record for freshmen with 1,330 all-purpose yards.

**PERSONAL** – Became heavily involved in the community immediately after being selected by New Orleans in the NFL Draft...Donated \$86,000 to resurface the field at Tad Gormley Stadium so high school football could be played again at the stadium. He also donated 12 vehicles to New Orleans, state and government agencies, became a regional spokesman for the Make-A-Wish Foundation and his corporate sponsorships all include charitable components for programs in the New Orleans region...Has appeared in television spots in support of St. Jude's Children's Hospital...Political Science major at USC... Attended Helix (La Mesa, Calif.) HS where he was a 2002 Parade Magazine All-American and USA Today All-USA selection... During his prep career, rushed for 4,995 yards (12.0 avg.) and scored 450 points...High school teammate of San Francisco QB Alex Smith, the first pick in the 2005 NFL Draft.

## REGGIEBUSH



Year	Team	RUSHING							RECEIVING				
		GP	GS	Att	Yds	Avg	Lg	TD	No	Yds	Avg	Lg	TD
2006	New Orleans	16	7	155	565	3.6	18	6	88	742	8.4	74	2
2007	New Orleans	12	10	157	581	3.7	22	4	73	417	5.7	25	2
2008	New Orleans	10	9	106	404	3.8	43	2	52	440	8.5	42t	4
2009	New Orleans	14	8	70	390	5.6	55	5	47	335	7.1	29	3
<b>NFL totals</b>		<b>52</b>	<b>34</b>	<b>488</b>	<b>1,940</b>	<b>4.0</b>	<b>55</b>	<b>17</b>	<b>260</b>	<b>1,934</b>	<b>7.4</b>	<b>74</b>	<b>11</b>

**ADDITIONAL STATISTICS:** Two-Point Conversions — 3 in 2007. Passing — 0-for-1 for 0 yards and 1 INT with a 0.0 passer rating in 2006. Passes defended — 1 in 2006.

		PUNT RETURNS					
Year	Team	No	FC	Yds	Avg	Lg	TD
2006	New Orleans	28	2	216	7.7	65t	1
2007	New Orleans	3	0	12	4.0	10	0
2008	New Orleans	20	3	270	13.5	71t	3
2009	New Orleans	27	9	130	4.8	23	0
NFL totals		78	14	628	8.1	71t	4

**CAREER HIGHS:** Rushes — 21, vs. Carolina (10/7/07); Rushing Yards — 126, at New York Giants (12/24/06); Long Rush — 55, at St. Louis (11/15/09); Rushing TDs — 3, vs. San Francisco (12/3/06); Receptions — 12, at Houston (11/18/07); Receiving Yards — 131, vs. San Francisco (12/3/06); Long Reception — 74, vs. San Francisco (12/3/06); Receiving TDs — 2, at Atlanta (12/13/09); Punt Returns — 5 (2x), last at Miami (10/25/09); Punt Return Yards — 176, vs. Minnesota (10/6/08); Long Punt Return — 71t, vs. Minnesota (10/6/08); Punt Returned for TD — 2, vs. Minnesota (10/6/08).

### POSTSEASON

Year	Team	RUSHING							RECEIVING				
		GP	GS	Att	Yds	Avg	Lg	TD	No	Yds	Avg	Lg	TD
2006	New Orleans	2	1	16	71	4.4	25	1	10	154	15.4	88t	1
2009	New Orleans	3	2	17	117	6.9	46t	1	10	95	9.5	28	1
<b>NFL totals</b>		<b>5</b>	<b>3</b>	<b>33</b>	<b>188</b>	<b>5.7</b>	<b>46t</b>	<b>2</b>	<b>20</b>	<b>249</b>	<b>12.5</b>	<b>88t</b>	<b>2</b>

		PUNT RETURNS					
Year	Team	No	FC	Yds	Avg	Lg	TD
2006	New Orleans	6	1	31	5.2	11	0
2009	New Orleans	5	5	113	22.6	83t	1
NFL totals		11	6	144	13.1	83t	1

**POSTSEASON CAREER HIGHS:** Rushes — 12, vs. Philadelphia (1/13/07); Rushing Yards — 84, vs. Arizona (1/16/10); Long Rush — 46t, vs. Arizona (1/16/10); Rushing TDs — 1 (2x), last vs. Arizona (1/16/10); Receptions — 7, at Chicago (1/21/07); Receiving Yards — 132, at Chicago (1/21/07); Long Reception — 88t at Chicago (1/21/07); Receiving TDs — 1 (2x), last vs. Minnesota (1/24/10); Punt Returns — 3 (3x), last vs. Arizona (1/16/10); Punt Return Yards — 109, vs. Arizona (1/16/10); Long Punt Return — 83t, vs. Arizona (1/16/10); Punt Returned for TD — 1, vs. Arizona (1/16/10).




**Jermon  
BUSHROD**
**74**
**HEIGHT: 6-5**
**WEIGHT: 315**
**COLLEGE: TOWSON**
**JOINED SAINTS: 04B-07**
**NFL EXPERIENCE: 4**
**BORN: 8/19/84**
**T**

**NFL CAREER** – Turned potential into production on the field in 2009, seizing the chance to become full-time starter and becoming an integral part of the offensive front. Played in 15 games and started the first 14 of his career at left tackle after starter Jammal Brown missed the season with a sports hernia/hip injury. Bushrod distinguished himself while learning perhaps the offensive line's most difficult position. Also started all three postseason contests. A fourth-round pick in 2007, he is the only player the club has ever drafted out of Towson University.

**CAREER TRANSACTIONS** – Re-signed to a one-year contract (RFA), 4/13/10; Signed to a three-year contract, 7/20/07; Drafted by the Saints in the fourth round (125th overall) of the 2007 NFL Draft.

**2009** – Played in 15 games, making 14 starts at LT, inactive vs. Jets, Oct. 4 with knee and ankle injuries...Sept. 13 vs. Detroit opened first NFL game and did not allow a sack...Suffered ankle injury at Buffalo, Sept. 27...Did not start at Tampa Bay, Nov. 22, playing in a rotation with T Zach Strief...Helped hold Arizona sack-free in NFC Divisional Playoff, Jan. 16. **2008** – Inactive for 12 games, dressed but did not play in two and appeared in two contests on special teams, blocking on kick return units. **2007** – Inactive for 14 games, played in one, and dressed but did not see action in another...Made NFL debut at Houston, Nov. 18, serving as a blocker on kickoff return unit.

**COLLEGE** – A four-year starter at Towson...Voted All-Atlantic 10 selection at left tackle in 2006...Finished career with a streak of 38 consecutive starts...Earned third-team all-league honors as a junior and recorded nine TD-resulting blocks...Posted 72 knockdown blocks and was third-team All-Atlantic 10 as a sophomore, his first full season as a starter...Started five games in 2003 after redshirting in 2002.

**PERSONAL** – Sports management major...Attended King George (Va.) HS, where he was a standout in football, basketball and baseball...Honorable mention all-state selection at OT...Has worked as a substitute teacher and done community service work at various NAACP events...Resides in King George, Va.

## JERMON BUSHROD



Games Played/Started: New Orleans — (2007, 1/0); (2008, 2/0); (2009, 15/14) Totals: 18/14

## POSTSEASON

Games Played/Started: New Orleans — (2009, 3/3) Totals: 3/3

Jonathan  
CASILLAS

52

HEIGHT: 6-1

WEIGHT: 227

COLLEGE: WISCONSIN

JOINED SAINTS: FA-09

NFL EXPERIENCE: 2

BORN: 6/3/87

LB

**NFL CAREER** – The only undrafted free agent to make the club's 53-man roster out of training camp, Casillas provided valuable depth at linebacker, while seeing extensive action on special teams. Appearing in 11 games with two starts, he made 20 tackles and added five special teams stops. Casillas will continue to push for playing time at linebacker and on the coverage units in 2010.

**CAREER TRANSACTIONS** – Signed by Saints as a rookie free agent, 5/4/09.

**2009** – Played in 11 regular season games with two starts at WLB in place of an injured Scott Shanle for last two contests...Recorded 20 tackles (11 solo) and five special teams stops...Appeared in all three postseason games and made one solo tackle and two special teams stops...After being inactive for first two games made NFL debut at Buffalo, Sept. 27 and recorded two special teams tackles...Tied career-high with two special teams tackles vs. Carolina, Nov. 8...Played for the first time on defense at Atlanta, Dec. 13 and had one assisted tackle...Made first NFL start vs. Tampa Bay, Dec. 27 and tied for team lead with ten tackles (seven solo).

**COLLEGE** – A three-year starter at WLB for Wisconsin, where he recorded 246 tackles (146 solo), four sacks, four forced fumbles, two fumble recoveries, five pass defenses, two interceptions and three blocked punts...All-Big Ten honorable mention selection his final three years...Made 62 tackles (34 solo), one sack, one forced fumble, one fumble recovery and one interception as a senior...As a junior, had career-high 96 tackles (57 solo), one sack, two forced fumbles and a pass defense...Recorded 83 tackles (53 solo), two sacks, a forced fumble, a fumble recovery, a blocked punt returned for a TD, an interception and four passes defended as a sophomore...Blocked two punts as a freshman.

## 52 JonathanCASILLAS LB (cont.)

**PERSONAL** – Attended New Brunswick (N.J.) HS, where he received first-team All-State and County Defensive Player of the Year honors in 2004...Majorred in Agricultural Business Management...Born, June 3, 1987.

## JONATHANCASILLAS



Year	Team	GP	GS	Tot	TACKLES			Yds	INTERCEPTIONS					FUMBLES		
					Solo	Asst	Sk		No	Yds	Lg	TD	PD	FF	FR	Yds
2009	New Orleans	11	2	20	11	9	0.0	0.0	0	0	0	0	0	0	0	0
<b>NFL totals</b>		<b>11</b>	<b>2</b>	<b>20</b>	<b>11</b>	<b>9</b>	<b>0.0</b>	<b>0.0</b>	<b>0</b>	<b>0</b>	<b>0</b>	<b>0</b>	<b>0</b>	<b>0</b>	<b>0</b>	<b>0</b>

**ADDITIONAL STATISTICS: Special Teams Tackles** — (2009, 5) **Total: 5**

**CAREER HIGHS: Tackles** — 10, vs. Tampa Bay (12/27/09); **Sacks** — 0; **Interceptions** — 0; **Passes Defensed** — 0; **Forced Fumbles** — 0; **Fumble Recoveries** — 0; **Special Teams Tackles** — 2 (2x), last vs. Carolina (11/8/09).

## POSTSEASON

Year	Team	GP	GS	Tot	TACKLES			Yds	INTERCEPTIONS					FUMBLES		
					Solo	Asst	Sk		No	Yds	Lg	TD	PD	FF	FR	Yds
2009	New Orleans	3	0	1	1	0	0.0	0.0	0	0	0	0	0	0	0	0
<b>NFL Totals</b>		<b>3</b>	<b>0</b>	<b>1</b>	<b>1</b>	<b>0</b>	<b>0.0</b>	<b>0.0</b>	<b>0</b>	<b>0</b>	<b>0</b>	<b>0</b>	<b>0</b>	<b>0</b>	<b>0</b>	<b>0</b>

**ADDITIONAL POSTSEASON STATISTICS: Special Teams Tackles** — (2009, 2) **Total: 2**

**POSTSEASON CAREER HIGHS: Tackles** — 1, vs. Arizona (1/16/10); **Sacks** — 0; **Interceptions** — 0; **Passes Defensed** — 0; **Forced Fumbles** — 0; **Fumble Recoveries** — 0; **Special Teams Tackles** — 1 (2x), last vs. Indianapolis (2/7/10).

Jeff  
CHARLESTON 97

**HEIGHT:** 6-4      **WEIGHT:** 265  
**COLLEGE:** IDAHO STATE  
**JOINED SAINTS:** FA-08  
**NFL EXPERIENCE:** 4  
**BORN:** 1/19/83

DE

**NFL CAREER** – Charleston continued to play a regular role in the defensive line rotation and on special teams in 2009, playing in all 16 games in his second season with the Saints after being signed by the club as a free agent in October 2008. Charleston has appeared in 39 games in his career, with three starts. First signed by the Houston Texans as an undrafted free agent in 2006, Charleston latched on with the Indianapolis Colts in 2007 before coming to New Orleans. In his career, he has recorded 68 stops, four sacks, a forced fumble and 24 special teams tackles.

**CAREER TRANSACTIONS** – Re-signed to a one-year contract (RFA), 3/26/10; Signed by Saints (FA), 10/14/08; Waived by Indianapolis Colts, 8/31/08; Signed by Indianapolis, 1/4/07; Waived by Houston Texans, 9/1/06; Signed by Houston as an undrafted free agent, 5/4/06.

**2009** – Played in all 16 regular season games, making 15 tackles as a reserve defender and seven more tackles on special teams...Also played in all three post-season contests, notching nine tackles...Made one tackle on defense, another on special teams and also alertly fielded a short kickoff at Buffalo, Sept. 27...Played on special teams and made two tackles in kick coverage at Washington, Dec. 6...Made one tackle on defense along with two more stops on special teams vs. Tampa Bay, Dec. 27...Saw extended playing time at defensive end at Carolina, Jan. 3, and made a season-best five tackles...Made a postseason career-best five tackles in the NFC Divisional Playoff against Arizona as he received more extensive playing time at defensive end...Made two tackles in the NFC Championship Game vs. Minnesota...Played as a reserve defensive end in Super Bowl XLIV and made two tackles. **2008** – Signed by Saints, Oct. 14...Appeared in 10 games and posted 11 tackles (eight solo) and a career-high three sacks, tied for third on team. Also finished tied for fifth on club with 15 special teams tackles...Recorded the first two-sack game of his career as he dropped QB Tyler Thigpen twice at Kansas City, Nov. 16...Had two tackles and a sack at Detroit, Dec. 21. **2007** – Opened final three games of season at RDE for Indianapolis, appearing in 13 contests overall...Served as a reserve end and on special teams in the Colts' remaining games...Had 42 tackles (22 solo), a sack, deflected 2 passes and forced a fumble...Had five tackles, a sack and a forced fumble at Baltimore, Dec. 9...Had season-high 11 tackles at Oakland, Dec. 16, in first career start... Followed up vs. Houston, Dec. 23 with seven tackles and two pass defenses.

**COLLEGE** – Played one season at Idaho State after transferring from Division II Western Oregon...Sat out 2004 season per NCAA transfer regulations...As a senior in 2005 at Idaho Sate, registered 12 sacks, 56 tackles and two forced fumbles ...Was a two-time All-Great Northwest Athletic Conference pick during his time at Western Oregon...Majored in biology at ISU.

**PERSONAL** – Full name is Jeffrey David Charleston...Born Jan. 19, 1983 in Oregon City, Ore....Played at Central (Independence, Ore.) HS, where he lettered three years in football and basketball...Was an All-Oregon pick at TE and second-team selection at LB.

## 97 Jeff CHARLESTON DE (cont.)

## JEFF CHARLESTON



Year	Team	GP	GS	Tot	TACKLES			Yds	INTERCEPTIONS					FUMBLES		
					Solo	Asst	Sk		No	Yds	Lg	TD	PD	FF	FR	Yds
2007	Indianapolis	13	3	42	22	20	1.0	0.0	0	0	0	0	2	1	0	0
2008	New Orleans	10	0	11	8	3	3.0	25.0	0	0	0	0	0	0	0	0
2009	New Orleans	16	0	15	3	12	0.0	0.0	0	0	0	0	0	0	0	0
<b>NFL totals</b>		<b>39</b>	<b>3</b>	<b>68</b>	<b>33</b>	<b>35</b>	<b>4.0</b>	<b>25.0</b>	<b>0</b>	<b>0</b>	<b>0</b>	<b>0</b>	<b>2</b>	<b>1</b>	<b>0</b>	<b>0</b>
<b>Saints totals</b>		<b>26</b>	<b>0</b>	<b>26</b>	<b>11</b>	<b>15</b>	<b>3.0</b>	<b>25.0</b>	<b>0</b>	<b>0</b>	<b>0</b>	<b>0</b>	<b>0</b>	<b>0</b>	<b>0</b>	<b>0</b>


**ADDITIONAL STATISTICS:** Special Teams Tackles — (2007, 2); (2008, 15); (2009, 7) **Total: 24; Kickoff Returns** — (2009, 2 for 11 yards, 11 long) **Total: 2 for 11 yards, 11 long.**

**CAREER HIGHS:** Tackles — 11, at Oakland (12/16/07); Sacks — 2, at Kansas City (11/16/08); Interceptions — 0; Passes Defensed — 2, vs. Houston (12/23/07); Forced Fumbles — 1, at Baltimore (12/9/07); Fumble Recoveries — 0; Special Teams Tackles — 8, vs. Green Bay (11/24/08).

## POSTSEASON

Year	Team	GP	GS	Tot	TACKLES			Yds	INTERCEPTIONS					FUMBLES		
					Solo	Asst	Sk		No	Yds	Lg	TD	PD	FF	FR	Yds
2007	Indianapolis	1	0	0	0	0	0.0	0.0	0	0	0	0	0	0	0	0
2009	New Orleans	3	0	9	3	6	0.0	0.0	0	0	0	0	0	0	0	0
<b>NFL totals</b>		<b>4</b>	<b>0</b>	<b>9</b>	<b>3</b>	<b>6</b>	<b>0.0</b>	<b>0.0</b>	<b>0</b>	<b>0</b>	<b>0</b>	<b>0</b>	<b>0</b>	<b>0</b>	<b>0</b>	<b>0</b>

**POSTSEASON CAREER HIGHS:** Tackles — 5, vs. Arizona (1/16/10); Sacks — 0; Forced Fumbles — 0; Fumble Recoveries — 0; Passes Defensed — 0.



# Marques COLSTON

# 12

HEIGHT: 6-4

WEIGHT: 225

COLLEGE: HOFSTRA

JOINED SAINTS: D7B-06

NFL EXPERIENCE: 5

BORN: 6/5/83

WR

**NFL CAREER** – In just 57 career games, Colston is established as one of the NFL's most difficult-to-defend targets. He's dependable - moving the chains for 204 first downs, already ranking fourth in club history in receptions with 285 and hauling in eight or more grabs in 14 contests. Colston is also explosive, notching four games with 150 yards or more, 13 with over 100 and having scored 33 TDs. He's gone about it while keeping a low profile, emerging as an impact player soon after being drafted 252nd overall in 2006. Since his arrival, Colston has led the Saints in receiving three times and had a trio of 1,000-yard seasons. In 2007, he set a club record with 98 catches, and in 2006 had 869 yards after his first nine games - the quickest start of any player in league history. Colston led the Saints in 2009 by hauling in 70 passes for 1,074 yards and nine TDs, and played a key role in the postseason with 15 receptions for 188 yards and a touchdown - including a team-high seven grabs for 83 yards in Super Bowl XLIV.



**CAREER TRANSACTIONS** – Signed three-year contract extension, 7/23/08; Signed to a three-year contract, 7/18/06; Selected in the seventh round (252nd overall) in the 2006 NFL Draft.

**HONORS** – **2006:** Pro Football Weekly/PFWA All-Rookie; Dallas Morning News All-Rookie; NFL Rookie of the Month (October).



## WORTHNOTING

While Colston is extremely adept at moving the chains - 204 of his 285 career catches have gone for a first down - he has also been a big-play threat who can stretch the field. He has nine receptions of over 40 yards in his career, including touchdown grabs of 86 and 70 yards. In 57 career games, Colston has 59 catches of 20 yards or more.

No player in league history caught more passes in their first two seasons than the 168 that Colston hauled in from 2006-07.

Colston holds the club record for catches in a season with 98 in 2007 and tied the team mark that year with 11 receiving TDs.

Colston has posted 13 games with over 100 receiving yards. Only two Saints have reached the century mark more than him.

Colston has twice put together streaks of three-straight 100-yard games, one of only two players to reach the milestone in three consecutive games (Joe Horn, 2000) and the lone player in club history to have achieved the feat twice.

Colston is ranked fourth in team record books in receptions (285), receiving yardage (4,074) and receiving touchdowns (33). His receiving TD total is ranked sixth in the NFL since entering the NFL in 2006 during this time.

**2009** – Played in all 16 games, starting 14 contests and led the club with 70 catches and 1,074 yards (15.3 avg). Tied WR Robert Meachem for the team-lead with nine receiving touchdowns and added one rush for six yards...Had 12 catches of 25 yards or more and 54 of his grabs went for first downs, leading the team in the category...Added 15 catches for 188 yards in three postseason games, including six for 83 and a two-yard TD vs. Arizona and seven grabs for 83 yards in Super Bowl XLIV vs. the Colts...Caught 25th touchdown of his career in opener vs. Detroit...Led team vs. Philadelphia, Sept. 20, with a pair of first half TDs (15 and 25 yards) on a team-high eight catches for 98 yards. It was the sixth time he has had over 90 yards in his career, but fallen short of 100...Had a season-high 166 yards and a TD on eight catches for NY Giants, Oct. 18, including a 40-yard reception...Led club with five catches for 72 yards and a 10-yard score at Miami, Oct. 25...Nov. 2 vs. Atlanta, led team again with six catches for 85 yards and an 18-yard touchdown...Posted 13th career 100-yard performance vs. New England, Nov. 30, catching four passes for 121 yards, including a season-long 68-yard reception and a 20-yard TD...Had a 40-yard touchdown catch at Washington, Dec. 6...At Atlanta, Dec. 13, started and had six receptions for 54 yards and a TD. His six catches moved him past TE Hoby Brenner and WR Quinn Early into fifth on the club's all-time receptions list...Led team with 86

# 12 MarquesCOLSTON WR (cont.)

yards on five grabs vs. Dallas, Dec. 19...Crossed 1,000-yard mark for year with 77 yards on eight grabs vs. Tampa Bay, Dec. 27. **2008** – Played in 11 games, with six starts...Completed season with 47 catches for 760 yards (16.2 avg.) with five touchdowns...Of receptions, 12 were of 20 yards or more, and 35 went for a first down...Capped season with extremely productive three-game stretch, hauling in 22 passes for 306 yards and four TDs...Suffered a torn ligament in left thumb in opener vs. Tampa Bay, Sept. 7. Had three catches for 26 yards in contest, but was forced to leave game...Injury required surgery and he would be placed on inactive list for next five games. He would also play most of season with a protective brace on his left hand and also played much of the season with an injured knee...Returned at Carolina, Oct. 19 but did not have a reception... Oct. 26 vs. San Diego hauled in two passes for 56 yards, including 49-yard catch and run...Back in starting lineup at Atlanta, Nov. 9 and had seven grabs for 140

## RECORDHOLDER

### MOST SINGLE SEASON RECEPTIONS TOTALS IN TEAM HISTORY

	Year	Rec.	Yds.	TDs
<b>1. Marques Colston</b>	<b>2007</b>	<b>98</b>	<b>1,202</b>	<b>11</b>
t.2 Joe Horn	2000	94	1,340	8
t.2 Joe Horn	2004	94	1,399	11
t.4 Joe Horn	2002	88	1,312	7
t.4 Reggie Bush	2006	88	742	2

yards, with 48-yard reception...Nov. 24 vs. Green Bay had one catch for a 70-yard touchdown...At Tampa Bay, Nov. 30, had six catches for 106 yards...At Chicago, Dec. 11, hauled in six passes for 84 yards and a TD...Posted nine grabs for 99 yards and a pair of touchdowns at Detroit, Dec. 21...Notched third 100-yard day of season in finale vs. Carolina, recording seven catches for 123 yards and a touchdown. **2007** – Played in all 16 games, starting 14...Led club with 98 catches for 1,202 yards and 11 TDs and ranked third in average per catch (12.3)...Reception total was a team record, touchdown total tied a team record (Joe Horn, 2004) and yardage ranks fourth in club record books...Became the third player in club history to record back-to-back 1,000-yard seasons, joining Horn (2000-02) and Eric Martin (1988-89)...Also led the team in first downs with 64, and had 14 catches of 20 yards or more...Led the club in receptions in 10 contests, recorded eight or more catches in eight games, and caught at least one TD in seven games...Had eight catches for 70 yards at Tampa Bay, including a four-yard touchdown, Sept. 16...Led team with four grabs for 68 yards vs. Tennessee, Sept. 24...Despite not starting, hauled in three touchdowns - of 17, three and 15 yards - at San Francisco, Oct. 28. Led club with eight catches for 85 yards...Posted season-best 10 grabs for 159 yards vs. Jacksonville, Nov. 4. Eight of his catches were for first downs...Followed with eight catches for 129 yards, with a long of 36, vs. St. Louis, Nov. 11...At Houston, Nov. 18, notched his third-straight 100-yard day with nine grabs for 118 yards...Continued hot streak at Carolina, Nov. 25, with seven catches for 93 yards - including a season-long 45-yard grab...Contest completed a November when he had 34 receptions for 499 yards and a TD, more than any NFL player for the month...Dec. 10 at

## SNAPSHOTS

### MOST TOUCHDOWN RECEPTIONS SINCE 2006 BY NFL PLAYERS

Name, Team	No.
1. Randy Moss, Oak., NE	50
2. Terrell Owens, Dal., Buf.	43
3. Larry Fitzgerald, Ari.	41
4. Reggie Wayne, Ind.	35
5. Antonio Gates, SD	34
6. Marques Colston, NO	33

### COLSTON BY THE NUMBERS

**285** - Total receptions in his first four seasons, the highest total by a Saints' draft pick over his opening four years and the fourth highest overall total in franchise history. Only ten other players in NFL history have more grabs in their first four seasons after coming into the league via draft or free agency.

**4,074** - Career receiving yardage, the 12th highest total in the NFL since 2006 and the fourth-highest in franchise history.

**13** - Colston has had over 100 yards receiving on 13 occasions in his career - including four contests with over 150 yards. Only two other players in club history have reached the 100-yard milestone as often.

**14** - Represents the number of games in his career when Colston's recorded eight or more receptions.

**25** - Postseason reception total by Colston in five games, the highest number of catches in Saints playoff record books.

**204** - Career receptions that have moved the chains for a first down - 71.6 percent of his catches.

**37** - Catches of 25 yards or more during his career, including touchdowns of 86 and 70 yards. He has 59 catches of 20 yards or more.

**455** - Receiving yardage in a three-game stretch in 2006 (10/29-11/12), the most yardage over such a span in franchised record books. He had over 100 yards in all three contests, a streak that he also equalled again in 2007.

**6** - While Colston ranks third in club history with 12 games with over 100 yards receiving in his brief career, he has had over 90 yards in six other contests. The number also represents the multiple-touchdown games in his career.

**5** - Consecutive games with a touchdown reception that Colston posted from 12/11/08-9/27/09. Colston shares the record with fellow wideout Lance Moore who set the mark in 2008.

# 12 MarquesCOLSTON WR (cont.)

Atlanta, hauled in nine passes for 92 yards and a pair of touchdowns...Had eight-catch, 114-yard performance vs. Arizona, Dec. 16, including 19-yard TD...At Chicago, Dec. 30, caught eight passes for 94 yards prior to departing game early in the third quarter with injured wrist. Had two TD grabs - his third multi-TD game of the year - including a 21-yard catch-and-run in the second quarter that tied the club record for touchdown catches in a season. **2006** - Played in 14 games with 12 starts...Inactive at Atlanta, Nov. 26, and vs. San Francisco, Dec. 3, with ankle injury sustained vs. Cincinnati, Nov. 19. Injury against Bengals suffered early in first quarter...Led all NFL rookies with a team-high 1,038 receiving yards, a club record for rookies...Eight receiving TDs tied a club rookie record (WR Donté Stallworth, 2002)...Started both postseason contests and had 10 catches for 118 yards, including five for 63 yards and a 13-yard TD in NFC Championship at Chicago...Had 15 catches of 20 or more yards, including four of plus-40...Opened career with four catches for 49 yards and 12-yard scoring grab at Cleveland, Sept. 10...At Green Bay, Sept. 17, notched four grabs for 58 yards with 35-yard TD in fourth quarter that would give the Saints the lead after once trailing 13-0...Didn't start but had seven receptions for 97 yards vs. Atlanta, Sept. 25....Started at Carolina, Oct. 1, and had five catches for 132 yards and an

## CAREER GAME BY GAME

### RECEIVING

2009	GP	ST	REC	YDS	AVG	LG	TD
9/13 DET	X	X	3	30	10.0	14	1
9/20 @PHI	X	X	8	98	12.3	25	2
9/27 @BUF	X	X	4	67	16.8	32	0
10/4 NYJ	X	X	2	33	16.5	17	0
10/18 NYG	X	X	8	166	20.8	40	1
10/25 @MIA	X	X	5	72	14.4	25	1
11/2 ATL	X	X	6	85	14.2	29	1
11/8 CAR	X	X	1	45	45.0	45	0
11/15 @STL	X		2	17	8.5	9	0
11/22 @TB	X	X	5	74	14.8	21	0
11/30 NE	X	X	4	121	30.3	68	1
12/6 @WAS	X	X	2	46	23.0	40	1
12/13 @ATL	X	X	6	54	9.0	20	1
12/19 DAL	X	X	5	86	17.2	35	0
12/27 TB	X		8	77	9.6	16	0
1/3 @CAR	X	X	1	3	3.0	3	0
2009 Season	16	14	70	1074	15.3	68	9

2008	GP	ST	REC	YDS	AVG	LG	TD
9/7 TB	X	X	3	26	8.7	16	0
9/14 @WAS				Inactive			
9/21 @DEN				Inactive			
9/28 SF				Inactive			
10/6 MIN				Inactive			
10/12 OAK				Inactive			
10/19 @CAR	X		0	0	0.0	0	0
10/26 SD	X		2	56	28.0	49	0
11/9 @ATL	X	X	7	140	20.0	48	0
11/16 @KC	X	X	3	30	10.0	15	0
11/24 GB	X		1	70	70.0	70	1
11/30 @TB	X	X	6	106	17.7	37	0
12/7 ATL	X	X	3	26	8.7	11	0
12/11 @CHI	X		6	84	14.0	24	1
12/21 @DET	X		9	99	11.0	30	2
12/28 CAR	X	X	7	123	17.6	26	1
2008 Season	11	6	47	760	16.2	70	5

2007	GP	ST	REC	YDS	AVG	LG	TD
9/6 @IND	X	X	6	47	7.8	13	0
9/16 @TB	X	X	8	70	8.8	16	1
9/24 TEN	X	X	4	68	17.0	37	0
10/7 CAR	X	X	4	31	7.8	15	0
10/14 @SEA	X	X	1	2	2.0	2	1
10/21 ATL	X	X	3	45	15.0	33	0
10/28 @SF	X		8	85	10.6	17	3
11/4 JAX	X		10	159	15.9	30	0
11/11 STL	X	X	8	129	16.1	36	0
11/18 @HOU	X	X	9	118	13.1	32	0
11/25 @CAR	X	X	7	93	13.3	45	1
12/2 TB	X	X	2	39	19.5	40	0
12/10 @ATL	X	X	9	92	10.2	25	2
12/16 ARZ	X	X	8	114	14.3	21	1
12/23 PHI	X	X	3	16	5.3	11	0
12/30 @CHI	X	X	8	94	11.8	21	2
2007 Season	16	14	98	1202	12.3	45	11

2006	GP	ST	REC	YDS	AVG	LG	TD
9/10 @CLE	X	X	4	49	12.3	20	1
9/17 @GB	X	X	4	58	14.5	35	1
9/25 ATL	X	X	7	97	13.9	29	0
10/1 @CAR	X	X	5	132	26.4	86	1
10/8 TB	X	X	3	38	12.7	18	0
10/15 PHI	X	X	4	40	10.0	12	1
10/29 BAL	X	X	6	163	27.2	53	2
11/5 @TB	X	X	11	123	11.2	24	1
11/12 @PIT	X	X	10	169	16.9	29	0
11/19 CIN	X	X	0	0	0.0	0	0
11/26 @ATL				Inactive			
12/3 SF				Inactive			
12/10 @DAL	X	X	5	48	9.6	12	0
12/17 WAS	X		7	84	12.0	24	0
12/24 @NYG	X	X	4	37	9.3	23	1
12/31 CAR	X	X	0	0	0.0	0	0
2006 Season	14	12	70	1038	14.8	86	8

86-yard TD in fourth quarter - the longest in club history for a rookie. The last players in NFL record books to have a receiving touchdown of 86 yards or more within their first four NFL games were QB Mark Malone of Pittsburgh, who in his third contest had a 90-yard scoring grab in 1981, and Detroit RB Billy Sims, who had an 87-yard TD catch in his second game...Posted six receptions for a 163 yards and two TDs vs. Baltimore, Oct. 29. Scoring grabs were of 25 and 47 yards in the fourth quarter, and also had a 53-yard grab. Combined with WR Joe Horn (126) to give the Saints a pair of 100-yard receivers for sixth time in club history. Yardage total was highest in club history for a rookie at that point... Named NFC Rookie of the Month for October, a span where Colston had 373 yards and four TDs...At Tampa Bay, Nov. 5, recorded a career-best 11 grabs for 123 yards and a TD. Set a club rookie record with third 100-yard day. Combined with WR Devery Henderson (111) for seventh time the Saints have had a pair of 100-yard receivers in same game, and it was the first time the club had a duo achieve the feat in back-to-back games...Notched 10 catches for 169 yards at Pittsburgh, Nov. 12, breaking his two-week-old club record for most receiving yards in a game by a rookie. Over the previous three-game stretch, he recorded 27 catches for 455 yards and three TDs, the best three-game totals in club history...Suffered a sprained ankle in early moments vs. Cincinnati, Nov. 19, and forced to miss the next two games...Had five catches for 78 yards vs. Washington, Dec. 17 and went over 1,000 yards on season, becoming first rookie in team history to reach the milestone...With club having clinched a playoff berth, started but played sparingly vs. Carolina, Dec. 31 and did not record a reception.

**COLLEGE** – A four-year standout at Hofstra University, appearing in 40 career games with 37 starts and posting 182 catches for 2,834 yards, with 22 TDs...All-Atlantic 10 as a senior after hauling in a career-high 70 receptions for 975 yards (13.9 avg.) and nine TDs... Sideline in 2004 while recovering from shoulder injury...As a junior in 2003, led team with 51 receptions for 910 yards (17.8 avg.) and seven TDs...In 2002, recorded 47 grabs for 614 yards and three TDs... Posted 14 catches for 335 yards (23.9 avg.) and three touchdowns as a freshman.

**PERSONAL** – The lone player the Saints have drafted out of Hofstra University... Attended Susquehanna Township (Pa.) HS, where he lettered four times in football and was a three-year member of track team...All-conference at receiver and defensive end as a senior...Had 37 catches for 412 yards and blocked three PATs in 2000...Interdisciplinary studies major...Born June 5, 1983 in Harrisburg, Pa.



## 12 MarquesCOLSTON WR (cont.)

## MARQUESCOLSTON



Year	Team	GP	GS	RECEIVING					Lg	TD
				No	Yds	Avg				
2006	New Orleans	14	12	70	1,038	14.8			86t	8
2007	New Orleans	16	14	98	1,202	12.3			45	11
2008	New Orleans	11	6	47	760	16.2			70t	5
2009	New Orleans	16	14	70	1,074	15.3			68	9
<b>NFL Totals</b>		<b>57</b>	<b>46</b>	<b>285</b>	<b>4,074</b>	<b>14.3</b>			<b>86t</b>	<b>33</b>

**ADDITIONAL STATISTICS:** Rushing — (2009, 1 att., 6 yds.) **Total: 1 att., 6 yds.**

**CAREER HIGHS:** Receptions — 11, at Tampa Bay (11/5/06); **Receiving Yards** — 169, at Pittsburgh (11/12/06); **Long Reception** — 86t, at Carolina (10/1/06); **Receiving TDs** — 3, at San Francisco (10/28/07).

## POSTSEASON

Year	Team	GP	GS	RECEIVING					Lg	TD
				No	Yds	Avg				
2006	New Orleans	2	2	10	118	11.8			29	1
2009	New Orleans	3	3	15	188	12.5			27	1
<b>NFL totals</b>		<b>5</b>	<b>5</b>	<b>25</b>	<b>306</b>	<b>12.2</b>			<b>29</b>	<b>2</b>

**POSTSEASON CAREER HIGHS:** Receptions — 7, vs. Indianapolis (2/7/10); **Receiving Yards** — 83 (2x), last vs. Indianapolis (2/7/10); **Long Reception** — 29, at Chicago (1/21/07); **Receiving TDs** — 1 (2x), last vs. Arizona (1/16/10).



# Chase DANIEL

# 10

HEIGHT: 6-0      WEIGHT: 225  
COLLEGE: MISSOURI  
JOINED SAINTS: FA-09  
NFL EXPERIENCE: 2  
BORN: 10/7/86

QB

**NFL CAREER** — Originally signed by Washington as an undrafted free agent in 2009, Daniel was signed by the Saints following training camp and split time between the practice squad and active roster, working with the scout team in practice and serving as an understudy to starter Drew Brees.

**CAREER TRANSACTIONS** — Signed by Saints to active roster, 1/2/10; Re-signed by Saints to practice squad, 12/11/09; Released by Saints from practice squad, 12/9/09; Signed by Saints to practice squad, 11/20/09; Waived by Saints, 11/17/09; Re-signed by Saints, 10/16/09; Waived by Saints, 10/12/09; Signed by Saints to active roster, 9/26/09; Signed by Saints to practice squad, 9/6/09; Waived by Washington Redskins, 9/5/09; Signed as a college free agent by Washington, 4/30/09.

**2009** — Split rookie season between New Orleans' active roster and practice squad, dressing for eight games (seven as the third quarterback) but did not see

any playing time...Served as third quarterback for the entire postseason.

**COLLEGE** – Led Missouri to a 30-11 record over three years as a starter, including the first two Big 12 North Division titles in school history...Completed 1,094-of-1,609 passes (68.0%) for 12,515 yards with 101 TDs and 41 interceptions with a 149.0 rating...Added 970 yards on 364 carries and 10 TDs...Amassed 13,485 yards of total offense...Became first QB in school history to record three straight 3,000-yard seasons...Established single-season career highs in completions (385), passing yards (4,335), TDs (39), completion percentage (72.9%) and rating (159.4) as senior...Earned following accolades after senior season: Draddy Trophy Finalist, Wuerffel Trophy Finalist, Unitas Golden Arm Award Finalist, Manning Award Finalist, National Football Foundation Scholar-Athlete, Maxwell Award Semi-finalist, Davey O'Brien Award Semifinalist, Honorable Mention All-American (Sports Illustrated), Honorable Mention All-Big 12 (Coaches), First-Team Academic All-Big 12...As junior, led Missouri to record 12 wins, the school's first-ever Big 12 Conference North Division championship, a New Year's Day bowl win for the first time since 1966, and school-best No. 4 final AP ranking...Became Tigers' first Heisman finalist (fourth overall)...Passed for a then-school record of 4,306 yards and 33 TDs, with 147.9 passer rating as junior...Received Davey O'Brien Award, Walter Camp and was Second-Team All-American (AP, Walter Camp, Sporting News, Rivals.com), Honorable Mention All-American, Big 12 Offensive Player of the Year (AP, Coaches), First-Team All-Big 12 (AP, Coaches, Dallas Morning News, Ft. Worth Star-Telegram, San Antonio Express-News) and First-Team Academic All-Big 12...Set Big 12 record with 254 consecutive passes without an interception (17 shy of NCAA record)...As sophomore, shattered then-school single-season records for passing yards (3,527) and passing TDs (28) in first year as starter.

**PERSONAL** – Named the 2004 EA Sports National High School Player of the Year at Southlake Carroll (Texas) HS, where he was a teammate of Saints K Garrett Hartley...Led team to perfect 16-0 record in 2004 and a Class 5A state championship, in addition to a No. 1 national ranking and mythical national championship by numerous publications...Graduated with bachelor's degree in business finance.

## CHASEDANIEL



### PASSING

Year	Team	GP	GS	Att	Cmp	Pct	Yds	Yds/Att	TD	Int	Lg	Sk	Lst	Rating
2009	New Orleans	0	0	0	0	0.0	0	0.0	0	0	0	0	0	0.0
<b>NFL totals</b>		<b>0</b>	<b>0</b>	<b>0</b>	<b>0</b>	<b>0.0</b>	<b>0</b>	<b>0.0</b>	<b>0</b>	<b>0</b>	<b>0</b>	<b>0</b>	<b>0</b>	<b>0.0</b>

Career record as starter: 0-0.

### RUSHING

Year	Team	Att	Yds	Avg	Lg	TD
2009	New Orleans	0	0	0.0	0	0
<b>NFL totals</b>		<b>0</b>	<b>0</b>	<b>0.0</b>	<b>0</b>	<b>0</b>

**CAREER HIGHS:** Attempts — 0; Completions — 0; Completion Pct. — 0.0; Passing Yards — 0; Long Pass — 0; Interceptions — 0; Passing TDs — 0; Passer Rating — 0.0; Rushes — 0; Rushing Yards — 0; Long Rush — 0; Rushing TDs — 0.



# Jo-Lonn DUNBAR

# 56

HEIGHT: 6-0      WEIGHT: 226  
 COLLEGE: BOSTON COLLEGE  
 JOINED SAINTS: FA-08  
 NFL EXPERIENCE: 3  
 BORN: 3/13/85

**LB**

**NFL CAREER** - Dunbar has risen from seeing extended playing time as an undrafted free agent in 2008 to being expected to battle for a starting spot at strongside linebacker this season. Known for his solid tackling and instincts, Dunbar's 2009 season was cut short after nine contests with a hamstring injury. Since entering the NFL he has ranked among the Saints' top special teams performers while playing in 24 games with five starts. As a rookie, he played in 15 contests after a standout career at Boston College.

**CAREER TRANSACTIONS** - Placed on injured reserve, 12/8/09; Signed by Saints to active roster from practice squad, 9/6/08; Waived by Saints, 8/31/08; Signed by New Orleans to a three-year contract as an undrafted free agent, 4/30/08.

**2009** - Started three games and appeared in nine prior to being placed on injured reserve with injured hamstring, Dec. 8...Had 16 tackles on defense (eight solo) and 12 tackles on special teams...Inactive for three-game stretch early (at Buffalo, Sept 27-vs. NY Giants, Oct. 18) with hamstring injury...Returned at Miami and had a tackle, knocked down a pass and added a stop on special teams...Started vs. Atlanta, Nov. 2 and had six stops...Posted a career-high seven tackles (three solo) vs. Carolina...Tied career-high with a trio of special teams tackles in kick coverage at Tampa Bay, Nov. 22. Also added a pair of stops on special teams. Started at Washington, Dec. 6, but injured his hamstring again early in the contest. Placed on injured reserve two days later. **2008** - Appeared in 15 games with two starts and recorded seven tackles (two solo) and two pass defenses and added 16 special teams tackles...Made first career start at strong-side linebacker at Washington, Sept. 14, and notched five tackles (two solo) and two pass defenses...Had a big night on special teams vs. Minnesota, Oct. 6, making a career-high three solo tackles as well as throwing key blocks on RB Reggie Bush's two punt return touchdowns.

**COLLEGE** - Two-year starter and captain at Boston College, notching 269 career tackles with 2.5 sacks and a pair of interceptions over his 46-game career...As a junior tied an NCAA Division I-A record when he returned two fumbles for touchdowns in the same game.

**PERSONAL** - Born in Syracuse, N.Y...All-State running back and also played linebacker at Thomas J. Corcoran (Syracuse, N.Y.) HS.

## JO-LONNDUNBAR



Year	Team	GP	GS	Tot	TACKLES			Yds	INTERCEPTIONS					FUMBLES		
					Solo	Asst	Sk		No	Yds	Lg	TD	PD	FF	FR	Yds
2008	New Orleans	15	2	7	2	5	0.0	0.0	0	0	0	0	2	0	0	0
2009	New Orleans	9	3	16	8	8	0.0	0.0	0	0	0	0	1	0	0	0
<b>NFL Totals</b>		<b>24</b>	<b>5</b>	<b>23</b>	<b>10</b>	<b>13</b>	<b>0.0</b>	<b>0.0</b>	<b>0</b>	<b>0</b>	<b>0</b>	<b>0</b>	<b>3</b>	<b>0</b>	<b>0</b>	<b>0</b>

**ADDITIONAL STATISTICS:** Special Teams Tackles — (2008, 16); (2009, 12) **Total: 28**

**CAREER HIGHS:** Tackles — 7, vs. Carolina (9/14/08); Sacks — 0; Interceptions — 0; Passes Defensed — 2, at Washington (9/14/08); Forced Fumbles — 0; Fumble Recoveries — 0; Special Teams Tackles — 3 (2x), last at Tampa Bay (11/22/09).



**Sedrick  
ELLIS**

**98**

HEIGHT: 6-1      WEIGHT: 307  
COLLEGE: SOUTHERN CALIFORNIA  
JOINED SAINTS: D1-08  
NFL EXPERIENCE: 3  
BORN: 7/9/85

**DT**

**NFL CAREER** – Ellis has started every game since being drafted seventh overall in 2008, and has proven that his strength against the run and ability to rush the passer is a key factor in the Saints' defense. In 23 NFL games, he has posted 87 stops, six sacks, knocked down seven passes and recovered a fumble. Ellis has registered those totals and has been able to take on two blockers despite missing nine career contests with knee injuries. He earned All-Rookie honors in 2008 after being one of the most coveted players in the NFL Draft. New Orleans moved up in the first round to select Ellis, sending the 10th overall choice and a third-round pick to New England in exchange for the Patriots' seventh overall selection and a fifth-round pick.

**CAREER TRANSACTIONS** – Signed to a five-year contract, 7/30/08; Drafted in the first round (seventh overall) of the 2008 NFL Draft.

**HONORS** – **2008:** PFWA/Pro Football Weekly All-Rookie.

**2009** – Played in and started 10 games - missing six with a knee injury - and had a career-best 45 stops (28 solo), a pair of sacks, two pass defenses and recovered a fumble...Added 12 tackles in the postseason, ranking second among all defensive linemen, and recorded the team's only sack...Had four stops in Super Bowl XLIV vs. Indianapolis, including one for a loss...Top postseason performance came vs. Minnesota Vikings in NFC Championship, with seven stops, but also notched an eight-yard sack vs. Arizona in divisional playoff, his lone tackle in the contest...Set a career-high with 10 tackles (four solo) and a sack at Buffalo, Sept. 27...At Miami, Oct. 25, had three tackles before leaving the game

# 98 SedrickELLIS DT (cont.)

in the third quarter with a knee injury. Declared inactive for the next four games...Returned to action Nov. 30 vs. New England and had three stops and a fumble recovery...Had a season-high seven solo tackles at Washington...Would be on the inactive list two of the final three games with the knee injury, ultimately appearing in 10 contests. **2008** – Immediately became one of the defensive line's top performers, ranking third among the unit with 42 stops (14 solo)...Also had four sacks and five pass defenses...Started all 13 games he played, missing three games after undergoing knee surgery during the season...Had four tackles, including an assist on a tackle of RB Andre Hall for a safety at Denver, Sept. 21...Notched the first sack of his career vs. San Francisco, Sept. 28...Inactive for three weeks (10/6-10/19) after undergoing surgery to repair a meniscus tear in his right knee...Had a sack, deflected a pass and three stops vs. Green Bay, Nov. 24...Made five tackles, tipped a pass and recorded a sack at Chicago, Dec. 11...Notched three stops, a pass defense and a sack at Detroit, Dec. 21.

**COLLEGE** – Three-year starter at defensive tackle for Southern California, finishing with 144 tackles (74 solo), 17.5 sacks, 13 pass defenses, one blocked kick, two forced fumbles and four fumble recoveries...Started 26 of 48 games in his career...Unanimous first-team All-American selection and recipient of the Pat Tillman Pac-10 Defensive Player of the Year award as a senior, posting 58 tackles (29 solo), 8.5 sacks and two fumble recoveries...Considered USC's strongest player as a senior, bench-pressing over 500 pounds...All Pac-10 choice as a junior with 4.5 sacks and a blocked kick...As a sophomore started all 13 games at nose guard...Majored in sociology.

**PERSONAL** – Attended Chino (Calif.) HS, where he earned All-State and Prep All-American honors as a senior offensive and defensive lineman - and full-back in goal line situations...Also competed on the school's track team.

## SEDRICKELLIS



Year	Team	GP	GS	Tot	TACKLES			Yds	INTERCEPTIONS					FUMBLES		
					Solo	Asst	Sk		No	Yds	Lg	TD	PD	FF	FR	Yds
2008	New Orleans	13	13	42	14	28	4.0	16.0	0	0	0	0	5	0	0	0
2009	New Orleans	10	10	45	28	17	2.0	5.0	0	0	0	0	2	0	1	7
<b>NFL totals</b>		<b>23</b>	<b>23</b>	<b>87</b>	<b>42</b>	<b>45</b>	<b>6.0</b>	<b>21.0</b>	<b>0</b>	<b>0</b>	<b>0</b>	<b>0</b>	<b>7</b>	<b>0</b>	<b>1</b>	<b>7</b>


**CAREER HIGHS:** Tackles — 10, at Buffalo (9/27/09); Sacks — 1 (6x), last at Atlanta (12/13/09); Interceptions — 0; Passes Defensed — 1 (7x), last vs. N.Y. Giants (10/18/09); Forced Fumbles — 0; Fumble Recoveries — 1, vs. New England (11/30/09).

### POSTSEASON

Year	Team	GP	GS	Tot	TACKLES			Yds	INTERCEPTIONS					FUMBLES		
					Solo	Asst	Sk		No	Yds	Lg	TD	PD	FF	FR	Yds
2009	New Orleans	3	3	12	5	7	1.0	8.0	0	0	0	0	0	0	0	0
<b>NFL totals</b>		<b>3</b>	<b>3</b>	<b>12</b>	<b>5</b>	<b>7</b>	<b>1.0</b>	<b>8.0</b>	<b>0</b>	<b>0</b>	<b>0</b>	<b>0</b>	<b>0</b>	<b>0</b>	<b>0</b>	<b>0</b>

**POSTSEASON CAREER HIGHS:** Tackles — 7, vs. Minnesota (1/24/10); Sacks — 1, vs. Arizona (1/16/10); Interceptions — 0; Forced Fumbles — 0; Fumble Recoveries — 0.





# Heath EVANS

# 44

HEIGHT: 6-0      WEIGHT: 250  
COLLEGE: AUBURN  
JOINED SAINTS: UFA-09 (NE)  
NFL EXPERIENCE: 10  
BORN: 12/30/78

**FB**

**NFL CAREER** – The all-purpose fullback proved to be everything the Saints hoped for until going down with a season-ending knee injury six games into last season. Before being placed on injured reserve - the first time in his career he suffered a significant injury - Evans showed the versatility that made the former free agent's signing a priority with rugged lead blocking, 10 catches for a pair of touchdowns and another TD rushing. He continued to have a significant role last season tutoring young players on the roster. Evans has played in 127 career games (17 starts) posting 577 yards on 162 carries with four rushing TDs and 50 receptions for 398 yards and three touchdowns. The former Auburn standout - who has had stints with Seattle, Miami and New England - also has 29 tackles on special teams.

**CAREER TRANSACTIONS** – Placed on injured reserve, 10/29/09; Signed to a two year contract with Saints (UFA-NE), 3/12/09; Re-signed by New England Patriots to a two-year contract, 3/2/07; Re-signed by New England to a one-year contract, 3/27/06; Signed by New England, 11/1/05; Released by Miami Dolphins, 10/25/05; Signed by Miami to a one-year contract (UFA-Sea), 3/17/05; Re-signed by Seattle Seahawks to a one-year contract (RFA), 4/7/04; Signed by Seattle to a three-year contract, 7/26/01; Drafted by Seattle in the third round (82nd overall) of the 2001 NFL Draft.

**2009** – Played in six games, with five starts, prior to suffering a torn ACL in right knee in win at Miami, Oct. 25...Finished season with five carries for 16 yards and a TD and 10 receptions for a pair of touchdowns. At time of his injury, the Saints ranked sixth in the NFL in rushing...In Saints debut vs. Detroit, Sept. 13, had career-high four catches for 35 yards, including a 13-yard screen pass for a TD...Caught an 11-yard touchdown at Philadelphia, Sept. 20...At Buffalo Sept. 27, helped pave the way for Saints to rush for 222 yards...Oct. 4 vs. NY Jets, had three carries for 12 yards and an 11-yard reception...Scored on a two-yard burst vs. NY Giants, Oct. 18...Placed on injured reserve, Oct. 29. **2008** – Played in all 16 regular-season games, including four starts at fullback...Had 11 carries for 23 yards and three receptions for 59 yards, adding four special teams tackles...Rugged blocking helped Patriots to best rushing season in over 20 years, with 2,278 yards and 21 TDs...Had a 28-yard reception vs. Arizona, Dec. 21...Hauled in two passes for 31 yards at Buffalo, Dec. 28. **2007** – Played in all 16 regular season-season games, including one start and set career-high with three TDs, while carrying ball 34 times for 121 yards...Scored first rushing TD of season on a one-yard lunge vs. NY Jets, Sept. 9...Hauled in career-high 29-yard reception

# 44 HeathEVANS FB (cont.)

at Miami, Oct. 21...Collected season highs with a 10-carry, 56-yard performance, while hauling in two passes for 10 yards at Buffalo, Nov. 18...Scored his second rushing TD of season on a one-yard run vs. Philadelphia, Nov. 25...Scored his second TD in as many weeks with a one-yard plunge at Baltimore, Dec. 3.

**2006** – Played in all 16 games with three starts when Patriots opened with a fullback...Posted 27 carries for 117 yards, seven catches for 34 yards and a touchdown and added a pair of special teams stops...In three postseason appearances, posted five special teams tackles, rushing twice for four yards and making four receptions for 33 yards with a TD...Scored his first career touchdown on a one-yard reception vs. Miami, Oct. 8, and added a 35-yard carry...Saw significant action in a reserve role at running back in AFC Championship vs. Indianapolis, 1/21/07, catching four passes for 33 yards. **2005** – Set career-highs with 52 carries for 192 yards and 14 receptions for 105 yards...Began season with Miami Dolphins, where he played in six games with two starts, before being signed by New England, Nov. 1 and playing in six contests...Had four receptions for 17 yards and a rush for no gain with Dolphins...Played in six games with one start for Patriots...Playing tailback against his former team Miami, posted a career-high 84 rushing yards on 17 carries, Nov. 13, catching three passes for 18 yards and rushing for a two-point conversion...Led team with 74 yards on 16 carries vs. New Orleans, Nov. 20. **2004** – Appeared in 15 regular season games and one postseason contest for Seattle...Rushed for 20 yards on seven carries and caught two passes for 12 yards...Added eight special teams tackles, and three kickoff returns for an average of 17.0. **2003** – Appeared in 14 regular season games and one postseason contest...Rushed for 24 yards on seven carries, caught two passes for 34 yards and added a tackle on special teams. **2002** – In 16 games with one start, rushed for 53 yards on 17 attempts, while recording eight receptions for 41 yards...Made first NFL start vs. the Arizona, Nov. 10. **2001** – Appeared in all 16 games as a rookie and recorded five special teams tackles, while rushing twice for 11 yards.

**COLLEGE** – Three-year letterman at Auburn (1998-2000), playing in 28 games and starting 16...Primarily served as a lead blocker, also rushing for 629 yards and six touchdowns on 149 carries in his career and catching 30 passes for 354 yards and a TD...Led team in rushing as a sophomore with 330 yards on 93 attempts, scoring two touchdowns...Majored in communications.

**PERSONAL** – As a third-round pick by Seattle in 2001 (82nd overall), was the first fullback taken...Full name: Bryan Heath Evans...Born in West Palm Beach, Fla....A two-time all-state pick as a tailback at the King's Academy (West Palm Beach), where he also lettered in basketball...Led the state of Florida in scoring as a senior, totaling 39 TDs, and had 32 as a junior...Also played line-backer...Established the Heath Evans Foundation, dedicated to fostering hope and healing in the lives of children and families affected by sexual abuse...The foundation's website: [www.heathevs.org](http://www.heathevs.org)...He and his wife, Beth Ann, have two daughters, Ava and Naomi.

## HEATHEVANS



		RUSHING								RECEIVING					
Year	Team	GP	GS	Att	Yds	Avg	Lg	TD	No	Yds	Avg	Lg	TD		
2001	Seattle	16	0	2	11	5.5	7	0	0	0	0.0	0	0		
2002	Seattle	16	1	17	53	3.1	8	0	8	41	5.1	13	0		
2003	Seattle	14	0	7	24	3.4	8	0	2	34	17.0	20	0		
2004	Seattle	15	0	7	20	2.9	7	0	2	12	6.0	9	0		
2005	Miami	6	2	1	0	0.0	0	0	4	17	4.2	5	0		
2005	New England	6	1	51	192	3.8	21	0	10	88	8.8	19	0		
2006	New England	16	3	27	117	4.3	35	0	7	34	4.9	11	1		
2007	New England	16	1	34	121	3.6	11	3	4	43	10.8	29	0		
2008	New England	16	4	11	23	2.1	4	0	3	59	19.7	28	0		
2009	New Orleans	6	5	5	16	3.2	6	1	10	70	7.0	13t	2		
NFL totals		127	17	162	577	3.6	35	4	50	398	8.0	29	3		
Saints totals		6	5	5	16	3.2	6	1	10	70	7.0	13t	2		

KICKOFF RETURNS						
Year	Team	No	Yds	Avg	Lg	TD
2001	Seattle	3	40	13.3	20	0
2002	Seattle	6	85	14.2	20	0
2003	Seattle	1	14	14.0	14	0
2004	Seattle	3	51	17.0	21	0
2007	New England	1	13	13.0	13	0
NFL totals		14	202	14.1	21	0

**ADDITIONAL STATISTICS: Special Teams Tackles** — (2001, 5); (2002, 1); (2003, 2); (2004, 8); (2005, 1); (2006, 2); (2007, 6); (2008, 4) **Total: 29; Two-Point Conversions** — (2005, 1) **Total: 1.**

**CAREER HIGHS: Rushes** — 17, vs. Miami (11/13/05); **Rushing Yards** — 84, vs. Miami (11/13/05); **Long Rush** — 35, at Minnesota (10/30/06); **Rushing TDs** — 1 (4x), last vs. N.Y. Giants (10/18/09); **Receptions** — 4, vs. Detroit (9/13/09); **Receiving Yards** — 35, vs. Detroit (9/13/09); **Long Reception** — 29, at Miami (10/21/07); **Receiving TDs** — 1 (3x), last at Philadelphia (9/20/09); **Kickoff Returns** — 4, at San Diego (12/29/02); **Kickoff Return Yards** — 51, at San Diego (12/29/02); **Long Kickoff Return** — 21, vs. Atlanta (1/2/05); **Kickoff Returned for TD** — 0.

### POSTSEASON

		RUSHING							RECEIVING					
Year	Team	GP	GS	Att	Yds	Avg	Lg	TD	No	Yds	Avg	Lg	TD	
2003	Seattle	1	0	0	0	0.0	0	0	0	0	0.0	0	0	
2004	Seattle	1	0	0	0	0.0	0	0	0	0	0.0	0	0	
2005	New England	1	0	0	0	0.0	0	0	1	3	3.0	3	0	
2006	New England	3	0	2	4	2.0	4	0	4	33	8.3	15	0	
2007	New England	3	0	3	9	3.0	4	0	1	13	13.0	13	0	
NFL totals		9	0	5	13	2.6	4	0	6	49	8.2	15	0	

**ADDITIONAL POSTSEASON STATISTICS: Special Teams Tackles** — (2006, 5); (2007, 2) **Total: 7.**

**POSTSEASON CAREER HIGHS: Rushes** — 2, vs. San Diego (1/20/08); **Rushing Yards** — 7, vs. San Diego (1/20/08); **Long Rush** — 4 (2x), vs. San Diego (1/20/08); **Rushing TDs** — 0; **Receptions** — 4, at Indianapolis (1/21/07); **Receiving Yards** — 33, at Indianapolis (1/21/07); **Long Reception** — 15, at Indianapolis (1/21/07); **Receiving TDs** — 0.



# Jahri EVANS

# 73

HEIGHT: 6-4      WEIGHT: 318  
COLLEGE: BLOOMSBURG  
JOINED SAINTS: 04-06  
NFL EXPERIENCE: 5  
BORN: 8/22/83

**G**

**NFL CAREER** – In 2009, Evans had one of the most decorated seasons in club history for an offensive lineman. He was voted to the Pro Bowl and was also a unanimous choice as first-team All-Pro and is widely regarded as among the NFL's top offensive linemen. A powerful run blocker and polished in pass protection, Evans has started every game since being drafted. He has now opened 64-consecutive contests - the most for a Saints' offensive linemen to begin his career in club history. Evans was originally a fourth-round pick in 2006 out of Bloomsburg.

**CAREER TRANSACTIONS** – Re-signed to seven-year contract (RFA), 5/11/10; Re-signed to a one-year contract (RFA), 4/21/09; Signed to a three-year contract, 7/25/06; Selected in the fourth round (108th overall) of the 2006 NFL Draft.

**HONORS** – **2009:** Pro Bowl (starter), Associated Press All-Pro; PFWA/Pro Football Weekly All-NFL; Sporting News All-Pro; Sports Illustrated (Peter King) All-Pro; **2006:** PFWA/Pro Football Weekly All-Rookie; Dallas Morning News All-Rookie.

**2009** – Started all 16 games for the fourth consecutive season...Unanimous first-team All-Pro, and voted to the Pro Bowl for the first time in his career...One of only four guards to be named to the Pro Bowl in franchise history, joining Jake Kupp in 1969, Brad Edelman in 1987 and LeCharles Bentley in 2003... Key part of a unit that allowed 20 sacks, the fourth-least in the league. In three postseason contests, the offensive front only allowed QB Drew Brees to be dropped for a loss twice. **2008** – Part of an offensive line that allowed just 13 sacks on the season, a club record...Started all 16 games at right guard for the third straight season, completing the year with a streak of 48 straight contests. **2007** – Continued his solid play for an offense that ranked No. 3 overall in the NFL... Started all 16 games at right guard. **2006** – Emerged as one of the line's most consistent performers in training camp and was a starter by early in preseason...Started all 16 games at right guard and both playoff games... Recovered a fumble vs. Philadelphia, Oct. 15.

**COLLEGE** – Finalist for the Division II Gene Upshaw Offensive Player of the Year Award in each of final two seasons...Anchored the Bloomsburg offensive line at LT after taking over as the starter as a sophomore...As a junior had 88 knockdowns with 10 TD-resulting blocks...Was a reserve in 2002 and red-shirted in 2001...Graduated with a degree in exercise science.

**PERSONAL** – Attended Frankford (Philadelphia, Pa.) HS...In 2009, established a full scholarship in Bloomsburg for out of state minority students enrolled at BU's Master of Science in clinical athletic training program...Born Aug. 22, 1983 in Philadelphia, Pa...Did not play football before high school...Fractured leg playing basketball before senior year of high school football and missed entire season...Concentrated on academics, ended up graduating 10th in his class, and attended Bloomsburg on academic scholarship.

## JAHRIEVANS



**Games Played/Started: New Orleans** — (2006, 16/16); (2007, 16/16); (2008, 16/16); (2009, 16/16) **Totals: 64/64**

### POSTSEASON

**Games Played/Started: New Orleans** — (2006, 2/2); (2009, 3/3) **Totals: 5/5**



## Troy EVANS

# 54

**HEIGHT: 6-3**      **WEIGHT: 238**

**COLLEGE: CINCINNATI**

**JOINED SAINTS: UFA-07 (HOU)**

**NFL EXPERIENCE: 9**

**BORN: 12/3/77**

**LB**

**NFL CAREER** – Voted by his teammates as one of three season-long captains in 2009 - the second-straight year he was selected for the honor - Evans is one of the club's top special teams performers and a valuable, veteran reserve with proven ability. He has posted 54 stops on the coverage units since joining the Saints in 2007, and last season he also started the first two games of his career. Including a five-year stint with Houston, Evans has played in 119 NFL games - 47 with New Orleans - and notched 123 stops on special teams with three fumble recoveries. On defense, he has totaled 62 tackles and an interception. He was originally signed by St. Louis as an undrafted free agent out of the University of Cincinnati in 2001 and spent some time on the Rams' practice squad as a rookie before being picked up by the Texans for the final 12 games of 2002.

**CAREER TRANSACTIONS** – Re-signed to a two-year contract, 2/26/09; Signed by Saints (UFA-Hou) to a two-year contract, 4/10/07; Re-signed by Houston Texans to one-year contract, 3/24/06; Re-signed by Houston to one-year contract, 4/12/05; Placed on injured reserve by Houston, 12/15/04, Re-signed by Houston, 10/30/02; Released by Houston, 9/23/02; Signed by Houston, 2/12/02; Granted free agency following 2001 season; Re-signed to St. Louis Rams practice squad, 11/21/01; Waived by St. Louis, 8/27/01; Signed by St. Louis as undrafted free agent, 4/25/01.



**2009** – Played in all 16 games and had the first two starts of his career - both at strongside linebacker. Posted 23 defensive tackles on season (16 solo), with a pass defense. Added 16 stops on special teams...Posted two special teams tackles in five regular season games, and also a pair in NFC Championship vs.

Minnesota...After seeing action primarily on special teams in first four games, saw first extended duty on defense vs. NY Giants, Oct. 18 after an injury to LB Scott Fujita, and had four tackles...Made first career NFL start at Miami, Oct. 25 and had a pair of stops...Saw extensive playing time at Washington and had five stops and knocked away a pass...Started at Atlanta and had six stops (four solo)...Had a season-high six tackles (five solo) and a special teams stop at Carolina in finale. **2008** – Appeared in final 15 games, inactive for opener with ankle injury...Had at least one special teams stop in nine contests and finished with a career-high 20...Saw limited action on defense and at Kansas City, Nov. 16 lined up at fullback on a touchdown run by RB Deuce McAllister...At Washington, Sept. 14, had two tackles and a fumble recovery on punt coverage...Tied career-high with four tackles on coverage units vs. San Diego, Oct. 26, a total he equaled vs. Carolina Dec. 28. **2007** – Played in all 16 games, primarily on special teams, and ranked second on coverage units with 18 tackles (12 solo)...Added 10 tackles on defense (three solo)...Had a season-high three tackles on defense vs. Carolina, Oct. 7...Posted two stops on special teams in six contests. **2006** – Saw action in all 16 games, primarily on special teams...Led Texans with 13 special teams stops... Had season-high three special teams tackles (two solo) vs. Tennessee, Dec. 10. **2005** – Played in all 16 games, notching 26 tackles and an interception on defense and 11 special teams stops and a fumble recovery...Had an interception with a three-yard return at Seattle, Oct. 16, along with a pair of tackles...Posted a special teams tackle with a fumble recovery at Indianapolis, Nov. 13...Recorded a career-high nine stops vs. Arizona, Dec. 18. **2004** – Appeared in 13 games before landing on injured reserve with an ankle injury...Recorded 16 special teams stops...Had four special teams tackles vs. Green Bay, Nov. 21...Placed on injured reserve, Dec. 15. **2003** – Played in 15 games, seeing time on special teams and at inside linebacker...Inactive one game with a thumb injury (vs. New Orleans, Sept. 14)...Posted 15 special teams stops. **2002** – Saw action in 12 games for Houston, mainly on special teams, where he posted 14 tackles and a fumble recovery. **2001** – Went to training camp with St. Louis Rams and had a late-season stint on their practice squad.

**COLLEGE** – Four-year letterman and two-year starter at outside linebacker for the Bearcats...Second-team All-Conference USA selection as a senior after pacing team with 107 tackles and adding 4.5 sacks...Earned UC's Jim Kelly Spirit Award for leadership on and off the field...Recorded 98 tackles as a junior...Played in every game as a sophomore...Redshirted after making the team as a walk-on his freshman year...Majored in finance.

**PERSONAL** – Born in Bay City, Mich...Earned All-State honors in football and basketball at Lakota (Cincinnati) HS...He and wife, Jill, have three daughters, ages four, 12 months and a newborn...The couple is very involved in New Orleans-related charities, particularly supporting the charitable foundations of his teammates.

**TROY EVANS**


Year	Team	GP	GS	Tot	TACKLES			Yds	INTERCEPTIONS					FUMBLES		
					Solo	Asst	Sk		No	Yds	Lg	TD	PD	FF	FR	Yds
2002	Houston	12	0	0	0	0	0.0	0.0	0	0	0	0	0	0	0	0
2003	Houston	15	0	1	1	0	0.0	0.0	0	0	0	0	0	0	0	0
2004	Houston	13	0	0	0	0	0.0	0.0	0	0	0	0	0	0	0	0
2005	Houston	16	0	26	16	10	0.0	0.0	1	0	0	0	1	0	0	0
2006	Houston	16	0	1	0	1	0.0	0.0	0	0	0	0	0	0	0	0
2007	New Orleans	16	0	10	3	7	0.0	0.0	0	0	0	0	0	0	0	0
2008	New Orleans	15	0	1	1	0	0.0	0.0	0	0	0	0	0	0	0	0
2009	New Orleans	16	2	23	16	7	0.0	0.0	0	0	0	0	1	0	0	0
<b>NFL totals</b>		<b>119</b>	<b>2</b>	<b>62</b>	<b>37</b>	<b>25</b>	<b>0.0</b>	<b>0.0</b>	<b>1</b>	<b>0</b>	<b>0</b>	<b>0</b>	<b>2</b>	<b>0</b>	<b>0</b>	<b>0</b>
<b>Saints totals</b>		<b>47</b>	<b>2</b>	<b>34</b>	<b>20</b>	<b>14</b>	<b>0.0</b>	<b>0.0</b>	<b>0</b>	<b>0</b>	<b>0</b>	<b>0</b>	<b>1</b>	<b>0</b>	<b>0</b>	<b>0</b>

**ADDITIONAL STATISTICS:** Special Teams Tackles — (2002, 14); (2003, 15); (2004, 16); (2005, 11); (2006, 13); (2007, 18); (2008, 20); (2009, 16) **Total: 123;** Special Teams Fumble Recoveries — (2002, 1); (2005, 1); (2008, 1) **Total: 3.**


**CAREER HIGHS:** Tackles — 9, vs. Arizona (12/18/05); Sacks — 0; Interceptions — 1, at Seattle (10/16/05); Passes Defensed — 1 (2x), last at Washington (12/6/09); Forced Fumbles — 0; Fumble Recoveries — 0; Special Teams Tackles — 4 (4x), last vs. Carolina (12/28/08); Special Teams Fumble Recoveries — 1 (3x), last at Washington (9/14/08).

**POSTSEASON**

Year	Team	GP	GS	Tot	TACKLES			Yds	INTERCEPTIONS					FUMBLES		
					Solo	Asst	Sk		No	Yds	Lg	TD	PD	FF	FR	Yds
2009	New Orleans	3	0	1	1	0	0.0	0.0	0	0	0	0	0	0	0	0
<b>NFL Totals</b>		<b>3</b>	<b>0</b>	<b>1</b>	<b>1</b>	<b>0</b>	<b>0.0</b>	<b>0.0</b>	<b>0</b>	<b>0</b>	<b>0</b>	<b>0</b>	<b>0</b>	<b>0</b>	<b>0</b>	<b>0</b>

**ADDITIONAL POSTSEASON STATISTICS:** Special Teams Tackles — (2009, 3) **Total: 3**

**POSTSEASON CAREER HIGHS:** Tackles — 1, vs. Arizona (1/16/10); Sacks — 0; Interceptions — 0; Passes Defensed — 0; Forced Fumbles — 0; Fumble Recoveries — 0; Special Teams Tackles — 2, vs. Minnesota (1/24/10).


**Randall**  
**GAY**
**20**
**HEIGHT: 5-11      WEIGHT: 190**
**COLLEGE: LOUISIANA STATE**
**JOINED SAINTS: UFA-08 (NE)**
**NFL EXPERIENCE: 7**
**BORN: 5/5/82**
**CB**

**NFL CAREER** – Gay has been a solid addition since his arrival in 2008, giving the club a savvy and nimble veteran in the secondary who excels as both a starter and as an extra defensive back. He is one of the club's most versatile defenders, with the ability to start at left and right cornerback, open in the nickel package and also having started at free safety in his career. In 2009, he played in 14, started seven and had 37 tackles, a sack, an interception and six pass defenses. Gay has extensive postseason experience, having appeared in nine contests, including three Super Bowls. He signed a four-year contract with the Saints prior to the 2008 season after playing for New England for four seasons. The Louisiana native and former LSU standout has six career interceptions for 100

## 2009 GAME BY GAME

Date	Opp.	DEFENSE		SOLO	AST	TOT	SACK/YDS	INT/YDS	PD	FF	FR
		GP	ST								
9/13	DET	X		1	1	2	0 0	0 0	1	0	0
9/20	@PHI	X		4	1	5	0 0	0 0	0	0	0
9/27	@BUF	X	X	0	3	3	0 0	0 0	0	0	0
10/4	NYJ	X		0	0	0	0 0	1 25	2	0	0
10/18	NYG	X		1	0	1	0 0	0 0	0	0	0
10/25	@MIA	X		2	0	2	0 0	0 0	0	0	0
11/2	ATL	X		3	0	3	0 0	0 0	0	0	0
11/8	CAR	X		2	0	2	0 0	0 0	1	0	0
11/15	@STL	X	X	2	1	3	0 0	0 0	1	0	0
11/22	@TB	X	X	0	0	0	0 0	0 0	0	0	0
11/30	NE	X	X	1	0	1	0 0	0 0	0	0	0
12/6	@WAS						Inactive (hamstring)				
12/13	@ATL	X	X	6	1	7	0 0	0 0	1	0	0
12/19	DAL	X	X	0	0	0	0 0	0 0	0	0	0
12/27	TB						Inactive (concussion)				
1/3	@CAR	X	X	6	2	8	1 7	0 0	0	0	0
2009 Season		14	7	28	9	37	1 7	1 25	6	0	0

yards in returns, a forced fumble, three fumble recoveries and a pair of sacks in his career. He has also returned two fumbles for touchdowns. Gay entered the NFL as an undrafted rookie in 2004.

**CAREER TRANSACTIONS** – Signed by Saints to a four-year contract (UFA-NE), 3/4/08; Re-signed by New England Patriots to a one-year contract (RFA), 5/30/07; Placed on injured reserve by New England, 9/27/06; Placed on injured reserve by New England, 11/15/05; Signed by New England Patriots as an undrafted rookie free agent, 4/29/04.

**2009** – Started seven of 14 games, missing two due to injury - and recorded 37 stops (28 solo), with a sack, an interception and six pass defenses...Had a gutty performance in Super Bowl XLIV vs. Indianapolis. Despite suffering from the flu and being limited in practice the week before, he participated in 24 plays and had a pair of tackles. He received IVs before, at halftime and after the game...In Divisional Playoff vs. Arizona, led the secondary with seven stops (six solo) and stripped WR Jerheme Urban in the first quarter, leading to the Saints taking their first lead of the contest...At Philadelphia, Sept. 20, had five tackles (four solo)...Oct. 4 vs. NY Jets, notched first interception as a Saint, returning it 25 yards...Moved into the starting lineup at St. Louis, Nov. 15 after LCB Jabari Greer was injured the week before. Opened the next three weeks, until suffering a hamstring injury and being placed on the inactive list vs. Washington, Dec. 6...Returned to the starting lineup at Atlanta, Dec. 13 and had seven stops (six solo) and broke up a pass...Inactive vs. Tampa Bay with a concussion...Started and had a season-high eight tackles and a sack in finale vs. Carolina. **2008** – Started 13 of 14 games he played...Inactive for two contests, and opened one at nickel corner...Posted seven tackles and knocked away a pair of passes in Saints' debut vs. Tampa Bay, Sept. 7...Suffered a nagging hamstring injury in contest that kept him on inactive list for the next game. Though he would play in Week Three, he was back on inactive list for Week Four and did not start upon return vs. Minnesota, Oct. 6...Back in starting role vs. Oakland and had four stops and three pass defenses...Recorded nine solo stops in win vs. San Diego, Oct.

26...Opened at LCB and had and had six tackles and broke up a career-high five passes at Kansas City, Nov. 16...Had stellar day vs. Green Bay, Nov. 24, recording seven stops, knocking away three passes and notching his first sack on a corner blitz. **2007** – Played in all 16 games for New England, starting three, and had career-high three interceptions...Totaled 33 tackles (30 solo) and also forced a fumble that he recovered and returned for a TD...Interception at Cincinnati, Oct. 1, was first since 2004...Forced a fumble vs. Cleveland, Oct. 7, then raced 15 yards for a touchdown...Second INT came at Miami, Oct. 21, with a 31-yard return...Posted a season-high eight tackles (five solo) with a forced fumble in win over Jaguars in AFC Divisional Playoff, Jan. 12...Deflected two passes vs. N.Y. Giants in Super Bowl XLII. **2006** – Played in first three games before placed on injured reserve on Sept. 27 with hamstring injury...Had a tackle on defense and another on special teams. **2005** – Played in five games with two starts and recorded 11 tackles (10 solo), a pass defense and three special teams tackles...Placed on injured reserve with ankle injury, Nov. 15 - Started at safety and had a season-high six tackles (five solo) vs. Indianapolis, Nov. 7. **2004** – Started more games than any other Pats rookie (nine of 15 contests) and was lone first-year player to start all three postseason games...Posted 38 stops (34 solo) and two interceptions and returned a fumble for a TD...Tied for third on team with 18 tackles (16 solo) in playoffs...Had first career interception with 10-yard return vs. Miami, Oct. 10...Made first career start at free safety and tallied two solo tackles and a fumble recovery vs. N.Y. Jets, Oct. 24...Registered his first career touchdown on a 41-yard fumble return vs. Cleveland, Dec. 5...Had a team-high 11 tackles and a forced fumble in Patriots' 24-21 victory over Eagles in Super Bowl XXXIX.

**COLLEGE** – Started 16 of 42 games at LSU, recording 123 tackles (86 solo) with three sacks, two interceptions and 28 pass deflections...Finished senior season with 31 tackles, a pair of sacks, and 13 pass defenses...Started 11 games as a junior at left cornerback and one contest at free safety, recording a career-high 64 tackles...Played in every game as a sophomore, starting once, and had two interceptions and a sack...Majored in marketing.

**PERSONAL** – Full name: Randall Jerome Gay, Jr....Born in Baton Rouge, La....Nickname is "Blue"...Attended Brusly (La.) HS...Lettered four years in football, two in baseball and once in track...Played in only eight games as a senior due to a knee injury but still rushed for 1,067 yards and 13 touchdowns, caught three TDs and scored on a pair of punt returns...He and wife, Desha, have a son, Randall III.

## 20 RandallGAY CB (cont.)

## RANDALLGAY



Year	Team	GP	GS	Tot	TACKLES			Yds	INTERCEPTIONS					FUMBLES		
					Solo	Asst	Sk		No	Yds	Lg	TD	PD	FF	FR	Yds
2004	New England	15	9	38	34	4	0.0	0.0	2	23	13	0	6	0	2	41
2005	New England	5	2	11	10	1	0.0	0.0	0	0	0	0	1	0	0	0
2006	New England	3	0	1	1	0	0.0	0.0	0	0	0	0	0	0	0	0
2007	New England	16	3	33	30	3	0.0	0.0	3	52	31	0	7	1	1	15
2008	New Orleans	14	13	65	49	16	1.0	6.0	0	0	0	0	17	0	0	0
2009	New Orleans	14	7	37	28	9	1.0	7.0	1	25	25	0	6	0	0	0
<b>NFL totals</b>		<b>67</b>	<b>34</b>	<b>185</b>	<b>152</b>	<b>33</b>	<b>2.0</b>	<b>13.0</b>	<b>6</b>	<b>100</b>	<b>31</b>	<b>0</b>	<b>37</b>	<b>1</b>	<b>3</b>	<b>56</b>
<b>Saints totals</b>		<b>28</b>	<b>20</b>	<b>102</b>	<b>77</b>	<b>25</b>	<b>2.0</b>	<b>13.0</b>	<b>1</b>	<b>25</b>	<b>25</b>	<b>0</b>	<b>23</b>	<b>0</b>	<b>0</b>	<b>0</b>

**ADDITIONAL STATISTICS:** Special Teams Tackles — (2005, 3); (2006, 1); (2007, 1) **Total: 5.**

**CAREER HIGHS:** Tackles — 10, vs. Carolina (12/28/08); Sacks — 1 (2x), last at Carolina (1/3/10); Interceptions — 1 (6x), last vs. N.Y. Jets (11/4/09); Int. Ret for TD — 0; Passes Defensed — 5, at Kansas City (11/16/08); Forced Fumbles — 1, vs. Cleveland (10/7/07); Fumble Recoveries — 1 (3x), last vs. Cleveland (10/7/07); Fumble Ret for TD — 1 (2x), last vs. Cleveland (10/7/07).

## POSTSEASON

Year	Team	GP	GS	Tot	TACKLES			Yds	INTERCEPTIONS					FUMBLES		
					Solo	Asst	Sk		No	Yds	Lg	TD	PD	FF	FR	Yds
2004	New England	3	3	18	16	2	0.0	0.0	0	0	0	0	1	1	0	0
2007	New England	3	1	9	6	3	0.0	0.0	0	0	0	0	2	1	0	0
2009	New Orleans	3	1	11	10	1	0.0	0.0	0	0	0	0	0	1	0	0
<b>NFL totals</b>		<b>9</b>	<b>5</b>	<b>38</b>	<b>32</b>	<b>6</b>	<b>0.0</b>	<b>0.0</b>	<b>0</b>	<b>0</b>	<b>0</b>	<b>0</b>	<b>3</b>	<b>3</b>	<b>0</b>	<b>0</b>
<b>Saints totals</b>		<b>3</b>	<b>1</b>	<b>11</b>	<b>10</b>	<b>1</b>	<b>0.0</b>	<b>0.0</b>	<b>0</b>	<b>0</b>	<b>0</b>	<b>0</b>	<b>0</b>	<b>1</b>	<b>0</b>	<b>0</b>

**POSTSEASON CAREER HIGHS:** Tackles — 11, vs. Philadelphia (2/6/05); Sacks — 0; Interceptions — 0; Int. Ret for TD — 0; Passes Defensed — 2, vs. N.Y. Giants (2/3/08); Forced Fumbles — 1 (3x), last vs. Arizona (1/16/10); Fumble Recoveries — 0.



# Na'Shan GODDARD

# 75

HEIGHT: 6-5

WEIGHT: 315

COLLEGE: SOUTH CAROLINA

JOINED SAINTS: FA-10

NFL EXPERIENCE: 2

BORN: 4/23/83

**OL**

**NFL CAREER** — A sizeable offensive lineman who has split the first four seasons of his career between practice squads and active rosters of the Saints, New York Giants, New York Jets and Seattle Seahawks, Goddard signed with the Saints to the practice squad during the 2009 postseason. He has played in two career games (both in 2008) and spent the majority of the 2009 season on the Seahawks' practice squad before coming to New Orleans. He originally entered the league as an undrafted free agent signed by the Giants in 2006.

**CAREER TRANSACTIONS** — Re-signed by Saints, 2/17/10; Signed to the Saints' practice squad, 1/12/10; Signed to the practice squad of the



Seattle Seahawks, 9/30/09; Waived by Seattle, 9/5/09; Signed by Seattle off of New York Giants' practice squad, 12/3/08; Signed to Giants' practice squad, 8/31/08; Waived by Giants, 8/30/08; Re-signed by Giants, 2/6/08; Signed to Giants' practice squad, 9/3/07; Waived by New York Jets, 9/1/07; Claimed off waivers by Jets, 11/1/06; Waived by Giants, 10/31/06; Signed by Giants as an undrafted free agent, 5/2/06.

**2009** – Spent much of the regular season on the practice squad of the Seattle Seahawks...Signed to the Saints' practice squad for the postseason. **2008** – Played in the first two regular season games of his career, seeing action on special teams vs. N.Y. Jets, Dec. 21 and then as a reserve lineman at Arizona, Dec. 28. **2007** – Spent the season on the practice squad of the Giants after being waived by the Jets at the close of the preseason. **2006** – Signed as an undrafted free agent by the N.Y. Giants and was inactive for seven games before being waived.

**COLLEGE** – Played in 44 games with 37 starts at South Carolina where he played center, guard and tackle for the Gamecocks...Started all 12 games as a senior in 2005 - eight games at right tackle, one at left tackle and three at right guard...Started all 11 games at right tackle as a junior in 2004...Started 11 of the 12 games in which he played in 2003, splitting time between guard and center...Played in nine games with three starts at center as a freshman...Was named freshman All-America by The Sporting News...Redshirted in 2001.

**PERSONAL** – Played defensive line at Dunbar High School in Dayton, Ohio, where he was also an outstanding basketball player...Hotel, restaurant and tourism management major in college...Born on April 23, 1983.

## NA'SHANGODDARD



Games Played/Started: Seattle — (2008, 2/0) Totals: 2/0



**Jonathan  
GOODWIN**

**76**

HEIGHT: 6-3      WEIGHT: 318  
COLLEGE: MICHIGAN  
JOINED SAINTS: UFA-06 (NYJ)  
NFL EXPERIENCE: 9  
BORN: 12/2/78

**C**

**NFL CAREER** – Voted to his first Pro Bowl in 2009, since taking over the starting duties Goodwin has emerged as one of the quiet leaders of the offense. The veteran has started the last 29 games he has appeared in and is responsible for all of the calls and adjustments on the Saints' offensive front,

# 76 Jonathan GOODWIN C (cont.)

which has surrendered the second-fewest sacks in the NFL over the last two seasons. Goodwin joined the Saints in 2006 after being signed as an unrestricted free agent from the New York Jets. In his career, he has played in 116 games, with 44 starts, including 10 at left guard for the Jets. Goodwin was a top performer at the University of Michigan, opening 20 of 29 career games while playing every position on the offensive front other than left tackle.

**HONORS – 2009:** Pro Bowl.

**CAREER TRANSACTIONS** – Re-signed by Saints to a three-year contract, 2/27/08; Signed by the Saints to a two-year contract (UFA-NYJ), 3/27/06; Signed to one-year contract by New York Jets (RFA), 4/5/05; Signed to three-year contract by New York, 7/24/02; Selected by New York in fifth round (154th overall) of the 2002 NFL Draft.

**2009** – Started all 16 games at center...Part of a unit that allowed only 20 sacks on the NFL's No. 1 ranked offense...Voted to the Pro Bowl for the first time in his career...Opened all three postseason games. **2008** – Started all 13 games he appeared in, missing three contests with an injured knee...Offensive line allowed only 13 sacks - a club record - despite the Saints leading the NFL in passing attempts...Injured left knee at Carolina, Oct. 19, and on the inactive list for the next three games...Returned to action vs. Green Bay, Nov. 24, and the Saints would score 51 points...Played in his 100th career game vs. Carolina, Dec. 28. **2007** – Played in 13 games, starting two...On active roster but did not play in three contests...Appeared primarily on special teams until vs. Atlanta, Oct. 21, when he subbed for injured C Jeff Faine and threw a key block on a 24-yard touchdown run by RB Pierre Thomas... Had a standout performance vs. Jacksonville, Nov. 4, helping offense to big day while taking on DT tandem of John Henderson and Marcus Stroud...Returned to special teams units for remainder of season. **2006** – Appeared in all 16 games, primarily on special teams, also played center vs. Carolina, Dec. 31. **2005** – Saw action on offensive line and on special teams for first five weeks...Came off bench in Week Six at Buffalo after C Kevin Mawae was injured...Had fourth career start (at LG) at Atlanta, Oct. 24, where he started rest of season. **2004** – Saw time on special teams and as reserve at guard ...Made first career start at right guard vs. San Francisco, Oct. 17, and started next two games. **2003** – Played in 15 games, mostly on special teams, and was also in rotation at right guard. **2002** – Played in 13 of 16 games, primarily on special teams.

**COLLEGE** – Began career at Ohio University before transferring to Michigan in 1998...Started 20 of 29 career games...Played four positions (center, right guard, left guard and right tackle) for the Wolverines...All-Big 10 as a senior...Sat out 1998 under NCAA transfer rules...Started every game at right guard as a freshman at Ohio.

**PERSONAL** – Brother, Harold (1995-96) played at guard at Michigan and is an assistant coach with the Pittsburgh Steelers...Sports Management and Communications major..."Top 100" choice as a senior at Lower Richland (S.C.) HS as a senior...Born Dec. 2, 1978 in Columbia, S.C.

## JONATHAN GOODWIN



**Games Played/Started: N.Y. Jets** — (2002, 12/0); (2003, 15/0); (2004, 15/3); (2005, 16/10) **New Orleans** — (2006, 16/0); (2007, 13/2); (2008, 13/13); (2009, 16/16) **Totals: 116/44; Saints Totals: 58/31**

**POSTSEASON**

**Games Played/Started: N.Y. Jets** — (2004, 2/0); **New Orleans** — (2006, 2/0); (2009, 3/3) **Totals: 7/3; Saints Totals: 5/3**



# Danny GORRER

# 29

**HEIGHT: 6-0**

**WEIGHT: 173**

**COLLEGE: TEXAS A&M**

**JOINED SAINTS: W-10 (STL)**

**NFL EXPERIENCE: 2**

**BORN: 6/1/86**

**CB**

**NFL CAREER** – Gorrer returns to New Orleans a year removed from earning a spot on the Saints' practice squad as a rookie free agent. The second-year cornerback signed with the Saints and impressed in training camp last year before being signed to the active roster of the St. Louis Rams, where he played in three games with one start, making seven tackles with a pass defense.

**CAREER TRANSACTIONS** – Claimed off waivers from the St. Louis Rams, 6/29/10; Waived by St. Louis, 6/28/10; Signed by St. Louis off of Saints' practice squad, 11/3/09; Signed to Saints' practice squad, 9/7/09; Waived by Saints, 9/5/09; Signed by Saints as an undrafted free agent, 5/4/09.

**2009** – Began the season on the Saints' practice squad before being signed by St. Louis in November, where he would go on to play in three games with one start, making seven tackles with a pass defense and an additional tackle on special teams...Signed by St. Louis, Nov. 3...Inactive for five games before making NFL debut vs. Houston, Dec. 20, where he made one tackle on special teams...Made his first career start at Arizona, Dec. 27, and tallied six tackles (three solo) with a pass defense.

**COLLEGE** – A two-year starter at Texas A&M, Gorrer started 24 of the 42 games he played for the Aggies, tallying 141 tackles, two sacks, an interception, 13 pass defenses and two forced fumbles...Appeared in 11 games with four starts as senior and made 29 tackles (18 solo)...Started first seven games as junior before sustaining knee injury and posted 30 tackles (14 solo)...As a sophomore, notched 52 tackles (26 solo) and an interception, starting all 13 games.

**PERSONAL** – Was a second-team all-state selection as a standout at Port Arthur (Texas) Memorial HS, where he was also named first-team all-Greater

OWNERSHIP

FOOTBALL

ADMINISTRATION

RECORDS

HISTORY

## 29 Danny GORRER CB (cont.)

Houston Area and also was a member of the state champion 4x400m relay team in track... Majored in agricultural leadership and development at Texas A&M... Danny Gorrer Jr. was born June 1, 1986 in Port Arthur, Texas.

### DANNY GORRER



Year	Team	GP	GS	Tot	TACKLES			Yds	INTERCEPTIONS					FUMBLES		
					Solo	Asst	Sk		No	Yds	Lg	TD	PD	FF	FR	Yds
2009	St. Louis	3	1	7	3	4	0.0	0.0	0	0	0	0	1	0	0	0
NFL totals		3	1	7	3	4	0.0	0.0	0	0	0	0	1	0	0	0

**ADDITIONAL STATISTICS:** Special Teams Tackles — (2009, 1) Total: 1.

**CAREER HIGHS:** Tackles — 6, at Arizona (12/27/09); Sacks — 0; Interceptions — 0; Passes Defended — 1, at Arizona (12/27/09); Forced Fumbles — 0; Fumble Recoveries — 0; Special Teams Tackles — 1, vs. Houston (12/20/09).



## Jabari GREER

# 33

HEIGHT: 5-11

WEIGHT: 180

COLLEGE: TENNESSEE

JOINED SAINTS: UFA-09 (BUF)

NFL EXPERIENCE: 7

BORN: 2/11/82

CB

**NFL CAREER** – Greer proved to be precisely what the Saints were searching for when the club signed the unrestricted free agent to a four-year contract prior to last season - a shutdown cornerback with the speed and skills to make plays all over the field. Despite missing a seven-game stretch in 2009 with a groin injury, Greer's impact was substantial, with 53 tackles - a career-high and second among all cornerbacks - and intercepting a pair of passes. Greer also ranked second on the team in pass breakups with 13, and returned an interception 48 yards for a touchdown. His importance to the defense was most evident in the final push toward victory in Super Bowl XLIV - though only participating in 19 plays over the last half of the year, in the three postseason games Greer had 19 tackles and deflected five passes. Including his first five seasons in Buffalo, he has posted 193 career tackles, a pair of sacks, six interceptions for 135 return yards with three TDs and two forced fumbles. Since becoming a full-time starter in 2007, Greer has broken up 39 passes in the 35 games he has appeared in. He ranks among the NFL's fastest defensive backs, as he was also a standout on the University of Tennessee's track squad.

**CAREER TRANSACTIONS** – Signed by Saints to a four-year contract (UFA-BUF), 3/4/09; Re-signed by Buffalo Bills to a two-year contract, 3/1/07; Signed by Buffalo as an undrafted free agent, 4/26/04.

**HONORS** – **2007:** AFC Defensive Player of the Week (Week 4).

**2009** – Played in nine games, starting the first eight and returning for the finale after being inactive for a seven-game stretch with an injured groin which necessitated sports hernia surgery...Still managed a career-best 53 tackles (44 solo), two interceptions - one for a TD - and 13 pass defenses...In Super Bowl XLIV vs. Indianapolis, started and had five stops...Had a sparkling performance vs. Minnesota in NFC Championship, posting 10 tackles (eight solo) and deflecting three passes...Made his first start in over two months vs. Arizona in NFC Divisional Playoff in postseason debut and had four stops and broke up two passes...Posted 10 tackles (seven solo) with a pass defense at Philadelphia, Sept. 20...At Buffalo, Sept. 27, returned to face his former team and had eight tackles and knocked a pass into the air that was intercepted by DE Will Smith...Tied a career-high vs. NY Jets with three pass defenses, and added eight tackles...Had first interception with New Orleans when he picked off QB Eli Manning vs. NY Giants, Oct. 18...Nov. 12 vs. Atlanta, recorded first TD with Saints, returning QB Matt Ryan pass 48 yards...Started and made three stops prior to leaving game



## WORTHNOTING

**In his first season as a Saint after signing with the club as an unrestricted free agent from the Buffalo Bills, Greer bolstered the Saints secondary, often matching up against the opposition's top receiver**

**In his first season in New Orleans, Greer recorded a career-high 53 tackles and career-best-tying two interceptions, one returned for a TD. Despite missing seven games with a sports hernia injury, he finished second on club with 12 passes defended.**

**In his NFL career, three of Greer's six interceptions have been returned for touchdowns.**

with groin injury vs. Carolina, Nov. 8, which would keep him on the inactive list for the next seven weeks and force him to undergo surgery. He did not return until finale at Carolina, 1/3/10. **2008** – Started all 10 games he appeared in for Buffalo and tallied 43 tackles (35 solo), two interceptions - both returned for TDs - nine pass defenses and a forced fumble...Inactive for final six games due to a knee injury... Posted a forced fumble with two solo tackles and a pair of pass defenses vs. Seattle, Sept. 7...Returned an interception 33 yards for a go-ahead touchdown at St. Louis, Sept. 28, in addition to six solo tackles and deflecting six passes...Led team with a 12-tackle (nine solo) performance at Arizona, Oct. 5, his first double-digit tackle game...Intercepted a QB Brett Favre pass and returned it 42 yards for a touchdown vs. NY Jets, Nov. 2. **2007** – Posted 47 tackles (40 solo), two interceptions and 17 pass defenses, playing in all 16 games for the third consecutive year and making a career-high 13 starts... In fourth quarter vs. New York Jets, Sept. 30, had first career interception. Also had six tackles and deflected a pair of passes to earn AFC Defensive Player of the Week honors...The following week vs. Dallas, Oct. 8, recorded his second interception in addition to five tackles and three pass defenses - including breaking up a potential two-point conversion late game...Against Cincinnati, Nov. 4, notched his first career forced fumble. **2006** – Played in all 16 games for second consecutive season and ranked second on club with 20 tackles on special teams,



# 33 JabariGREER CB (cont.)

serving as a key contributor as a gunner on a punt coverage unit that tied for first in NFL in net punting average (39.2)...Added four solo tackles and a pass defense. **2005** – A valuable asset as a reserve defensive back and on special teams, starting two games and posting 28 tackles (23 solo), a sack, two pass defenses and 15 special teams stops (11 solo)...Sept. 11 vs. Houston, recorded his second career sack...Started at cornerback, posting nine tackles (seven solo), vs. Carolina, Nov. 27. **2004** – Played in 12 of 16 games, starting at Baltimore in Week Seven, and tallied 18 tackles (12 solo), one sack, four pass defenses and three special teams tackles...Registered first career sack vs. St. Louis, Nov. 21 and added three tackles.

**COLLEGE** – Three-year starter at Tennessee...Carried on school's tradition of standout two-sport stars, as he also excelled in track, running 13.32 in 110-meter hurdles, third all-time in school history... 2003 NCAA champion in 60-meter indoor hurdles...Two-time SEC champion indoor/outdoor hurdles broke Willie Gault's record in 60 meter hurdles (7.55)... Also ran on 4x100 meter relay...Set a school record by appearing in 51 games on the gridiron...Closed career with 147 tackles (119 solo), 3.5 sacks, a fumble recovery, one forced fumble, two interceptions and 33 pass deflections while starting 34 contests.

**PERSONAL** – Full name: Jabari Amin Greer...Born in Milwaukee, Wis....Attended South Side (Jackson, Tenn.) HS...All-State selection in Class 3A in 1999...Three-year starter at wide receiver and cornerback and also played tailback...Set the school record with six defensive touchdowns...Seven-time state champion in track and field...Graduated from Tennessee with a degree in psychology.

## JABARI GREER



Year	Team	GP	GS	Tot	TACKLES			Yds	INTERCEPTIONS					FUMBLES		
					Solo	Asst	Sk		No	Yds	Lg	TD	PD	FF	FR	Yds
2004	Buffalo	12	1	18	12	6	1.0	13.0	0	0	0	0	4	0	0	0
2005	Buffalo	16	2	28	23	5	1.0	10.0	0	0	0	0	2	0	0	0
2006	Buffalo	16	0	4	4	0	0.0	0.0	0	0	0	0	1	0	0	0
2007	Buffalo	16	13	47	40	7	0.0	0.0	2	1	2	0	17	1	0	0
2008	Buffalo	10	10	43	35	8	0.0	0.0	2	75	42t	2	9	1	0	0
2009	New Orleans	9	8	53	44	9	0.0	0.0	2	59	48t	1	13	0	0	0
<b>NFL totals</b>		<b>79</b>	<b>34</b>	<b>193</b>	<b>158</b>	<b>35</b>	<b>2.0</b>	<b>23.0</b>	<b>6</b>	<b>135</b>	<b>48t</b>	<b>3</b>	<b>46</b>	<b>2</b>	<b>0</b>	<b>0</b>
<b>Saints totals</b>		<b>9</b>	<b>8</b>	<b>53</b>	<b>44</b>	<b>9</b>	<b>2.0</b>	<b>23.0</b>	<b>2</b>	<b>59</b>	<b>48t</b>	<b>1</b>	<b>13</b>	<b>0</b>	<b>0</b>	<b>0</b>

**ADDITIONAL STATISTICS:** Special Teams Tackles — (2004, 3); (2005, 15); (2006, 20); (2007, 6) **Total: 44;** Rushing — 1 carry for -6 yards in 2004.

**CAREER HIGHS:** Tackles — 12, at Arizona (10/5/08); Sacks — 1 (2x), last vs. Houston (9/11/05); Interceptions — 1 (6x), last vs. Atlanta (11/2/09); Int. Ret for TD — 1 (3x), last vs. Atlanta (11/2/09); Passes Defensed — 3 (3x), last vs. N.Y. Jets (11/4/09); Forced Fumbles — 1 (2x), last vs. Seattle (9/7/08); Fumble Recoveries — 0..

### POSTSEASON

Year	Team	GP	GS	Tot	TACKLES			Yds	INTERCEPTIONS					FUMBLES		
					Solo	Asst	Sk		No	Yds	Lg	TD	PD	FF	FR	Yds
2009	New Orleans	3	3	19	14	5	0.0	0.0	0	0	0	0	5	0	0	0
<b>NFL totals</b>		<b>3</b>	<b>3</b>	<b>19</b>	<b>14</b>	<b>5</b>	<b>0.0</b>	<b>0.0</b>	<b>0</b>	<b>0</b>	<b>0</b>	<b>0</b>	<b>5</b>	<b>0</b>	<b>0</b>	<b>0</b>

**POSTSEASON CAREER HIGHS:** Tackles — 10, vs. Minnesota (1/24/10); Sacks — 0; Interceptions — 0; Int. Ret for TD — 0; Passes Defensed — 3, vs. Minnesota (1/24/10); Forced Fumbles — 0; Fumble Recoveries — 0.



# Lynell HAMILTON 30

HEIGHT: 6-0      WEIGHT: 235  
 COLLEGE: SAN DIEGO STATE  
 JOINED SAINTS: FA-08  
 NFL EXPERIENCE: 2  
 BORN: 8/5/85

**RB**

**NFL CAREER** – A rugged young runner who appeared in nine games in 2009 and saw limited carries in the club's running back rotation while also contributing on special teams, Hamilton will compete for additional carries in 2010

**CAREER TRANSACTIONS** – Signed to active roster, 12/27/08; Signed to practice squad, 8/31/08; Waived 8/30/08; Signed as undrafted free agent, 5/5/08.

**2009** – Played in nine games with one start...Finished season carrying 35 times for 125 yards with two TDs, recording five receptions for 48 yards and seven special teams tackles...Made first NFL start at Buffalo, Sept. 27 and ran for 24 yards on five carries, including a one-yard TD, in addition to a special teams tackle...Saw most extensive action at Carolina, Jan. 3, where he served as feature back, carrying ten times for 48 yards with a one-yard TD and caught three passes for 38 yards...In NFC Divisional Playoff vs. Arizona, Jan. 16, carried five times for 23 yards with a one-yard TD and added a special teams tackle.

**2008** – Signed to active roster, Dec. 27, and saw action on special teams following day vs. Carolina.

**COLLEGE** – In four years with the Aztecs, had 2,052 rushing yards on 480 carries for 14 TDs and caught 57 passes for 360 yards and three TDs...Held to just 56 carries for 146 yards in final two seasons as he battled knee injuries after running for 819 yards and nine TDs as redshirt sophomore in 2005, returning from a broken ankle that he suffered as a freshman in 2003...First-team freshman All-American in 2003 and Mountain West Conference Freshman of the Year, gaining 1,087 yards on 234 carries in just 10 contests.

**PERSONAL** – Majored in sociology...Prepped at Edison (Stockton, Calif.) HS...Born in Stockton, Calif.

30 **Lynell**HAMILTON RB (cont.)**LYNEL HAMILTON**

Year	Team	GP	GS	RUSHING					No	RECEIVING			
				Att	Yds	Avg	Lg	TD		Yds	Avg	Lg	TD
2008	New Orleans	1	0	0	0	0.0	0	0	0	0	0.0	0	0
2009	New Orleans	9	1	35	125	3.6	19	2	5	48	9.6	16	0
<b>NFL totals</b>		<b>10</b>	<b>1</b>	<b>36</b>	<b>125</b>	<b>3.6</b>	<b>19</b>	<b>2</b>	<b>5</b>	<b>48</b>	<b>9.6</b>	<b>16</b>	<b>0</b>

**ADDITIONAL STATISTICS:** Special Teams Tackles — (2009, 7) **Total: 7; Kickoff Returns** — (2009, 3 for 15 yards, 5.0 avg., 15 lg) **Total: 3 for 15 yards, 5.0 avg., 15 lg.**

**CAREER HIGHS:** Rushes — 10, at Carolina (1/3/10); **Rushing Yards** — 48, at Carolina (1/3/10); **Long Rush** — 19, vs. Tampa Bay (12/27/09); **Rushing TDs** — 1 (2x), last at Carolina (1/3/10); **Receptions** — 3, at Carolina (1/3/10); **Receiving Yards** — 38, at Carolina (1/3/10); **Long Reception** — 16, at Carolina (1/3/10); **Receiving TDs** — 0; **Special Teams Tackles** — 1 (7x), last vs. Tampa Bay (12/27/09).

**POSTSEASON**

Year	Team	GP	GS	RUSHING					No	RECEIVING			
				Att	Yds	Avg	Lg	TD		Yds	Avg	Lg	TD
2009	New Orleans	2	0	6	22	3.7	11	1	0	0	0.0	0	0
<b>NFL totals</b>		<b>2</b>	<b>0</b>	<b>6</b>	<b>22</b>	<b>3.7</b>	<b>11</b>	<b>1</b>	<b>0</b>	<b>0</b>	<b>0.0</b>	<b>0</b>	<b>0</b>

**ADDITIONAL POSTSEASON STATISTICS:** Special Teams Tackles — (2009, 1) **Total: 1.**

**POSTSEASON CAREER HIGHS:** Rushes — 5, vs. Arizona (1/16/10); **Rushing Yards** — 23, vs. Arizona (1/16/10); **Long Rush** — 11, vs. Arizona (1/16/10); **Rushing TDs** — 1, vs. Arizona (1/16/10); **Receptions** — 0; **Receiving Yards** — 0; **Long Reception** — 0; **Receiving TDs** — 0; **Special Teams Tackles** — 1, vs. Arizona (1/16/10).



# Anthony HARGROVE 69

HEIGHT: 6-3      WEIGHT: 272  
 COLLEGE: GEORGIA TECH  
 JOINED SAINTS: UFA-09 (BUF)  
 NFL EXPERIENCE: 6  
 BORN: 7/20/83

**DL**

**NFL CAREER** — A talented veteran lineman who resurrected his career in his first year in New Orleans, Hargrove proved to be a solid contributor along the defensive front after being signed as an unrestricted free agent in the 2009 offseason. Coming off a season missed due to a Commissioner's suspension, Hargrove began to repay the faith shown him by the Saints by playing in all 16 games and providing solid depth at both defensive tackle and end on his way to being named the club's Ed Block Courage Award winner for 2009. During his five-year NFL career, the former third-round pick of the St. Louis Rams has played in 73 regular season games (25 starts), and recorded 255 tackles, with 15½ sacks, nine deflected passes, two forced fumbles and five fumble recoveries. Hargrove has also been a top contributor on special teams, adding 31 stops in kick coverage.

**CAREER TRANSACTIONS** – Re-signed by Saints to a one-year contract (RFA), 4/5/10; Signed by Saints to a one-year contract (UFA-BUF), 5/18/09; Reinstated by NFL, 2/23/09; Placed on NFL Reserve/Suspended list, 1/22/08; Reinstated by NFL, 10/3/07; Placed on NFL Reserve/Suspended list, 8/11/07; Re-signed by Buffalo Bills (RFA), 4/17/07; Acquired by Buffalo from St. Louis Rams in exchange for a 2007 fifth round draft choice, 10/16/06; Selected in the third round by St. Louis (91st overall) in the 2004 NFL Draft.

**HONORS – 2009:** Ed Block Courage Award (vote by teammates); NFC Defensive Player of the Week (Week Nine).

**2009** – Played in all 16 games, starting six of them, and made 63 tackles (29 solo) with five sacks, five pass defenses, a forced fumble and three fumble recoveries, one of which he returned for a touchdown...Also made three tackles on special teams...Was named the team's Ed Block Courage Award winner for making a successful return to football after sitting out all of 2008 due to a suspension from the Commissioner's office...Played in the defensive line rotation and made five tackles in his Saints debut vs. Detroit, Sept. 13...Saw extensive time on the defensive line at Miami, Oct. 25, and recorded his first two sacks as a Saint, dropping QB Chad Henne twice among his seven tackles...Made his first start in a Saints uniform the next week vs. Atlanta, stepping in for an injured Sedrick Ellis at DT, and made five tackles with a three-yard sack of QB Matt Ryan...Started at defensive tackle vs. Carolina, Nov. 8, and had a banner day, making four tackles and recovering two fumbles, the second of which he had stripped from RB DeAngelo Williams and returned the ball one yard into the end zone to ice the 30-20 victory en route to being named NFC Defensive Player of the Week...Started at DT at Tampa Bay, Nov. 22, and recorded four tackles and recovered a fumble that led to a Saints touchdown...Played as a reserve defensive tackle vs. Tampa Bay, Dec. 27, making four tackles with a two-yard sack of QB Josh Freeman...Started at defensive tackle at Carolina, Jan. 3, and matched a career-high with nine tackles (four solo), including a six-yard sack of QB Matt Moore while adding a pass defense and two more tackles on special teams...Made three tackles on defense and added another stop on special teams in the NFC Divisional Playoff win vs. Arizona...Notched eight tackles vs. Minnesota in the NFC Championship Game as he played in the defensive line rotation...Made four tackles as a reserve defensive lineman and added another stop on special teams in the Super Bowl XLIV win over Indianapolis. **2008** – Suspended for season by NFL. **2007** – Appeared in 12 games and recorded 40 tackles (19 solo) and 1.5 sacks, while finishing among team leaders with a career-high 11 special teams stops (10 solo)...Recorded a sack vs. Miami, Dec. 9. **2006** – After starting season with Rams, was acquired by Bills, Oct. 16, in midseason trade...Appeared in 14 games overall with two starts and made 34 tackles (16 solo) and 1.5 sacks...Notched four tackles, a sack and an assisted special teams tackle vs. Jacksonville, Nov. 26 in top game with Buffalo. **2005** – With St. Louis, appeared in all 16 games with 15 starts and posted 82 tackles, ranked second on club with 6.5 sacks and added four pass defenses, two fumble recoveries and five special teams stops...Collected a career-high nine tackles (five solo) at Houston, Nov. 27...Made six tackles and a sack vs. Philadelphia, Dec. 18...Had

# 69 AnthonyHARGROVE DL (cont.)

four tackles (three solo), a career-high two sacks and a fumble recovery at Dallas, Jan. 1. **2004** – Played in 15 of 16 games, making two starts and notched 36 tackles (23 solo), a sack, a forced fumble and five special teams stops...Also started two playoff games and made nine tackles (four solo)...Notched seven solo tackles, adding a forced fumble on first career sack, which was recovered by Leonard Little and returned 61 yards for a TD at Arizona, Dec. 19...Opened both playoff games and totaled nine tackles (four solo).

**COLLEGE** – Started 13 of 24 games for the Yellow Jackets with 70 tackles (36 solo), adding six sacks, 19 tackles for loss, two forced fumbles, a pair of fumble recoveries and three deflected passes...Started every game at weakside defensive end as sophomore...Majored in management.

**PERSONAL** – Full name: Anthony La'ron Hargrove...Born in Brooklyn, N.Y...Attended Port Charlotte (Fla.) HS...Made 160 tackles as a senior, also passing for 900 yards and rushing for 800 yards, playing safety and quarterback...Honorable mention all-state selection (Class 4A) by the Florida Sportswriters Association...Also the two-time MVP of the basketball team.

## ANTHONYHARGROVE



		TACKLES							INTERCEPTIONS					FUMBLES		
Year	Team	GP	GS	Tot	Solo	Asst	Sk	Yds	No	Yds	Lg	TD	PD	FF	FR	Yds
2004	St. Louis	15	2	36	23	13	1.0	10.0	0	0	0	0	1	1	0	0
2005	St. Louis	16	15	82	43	39	6.5	28.0	0	0	0	0	4	0	2	1
2006	St. Louis	4	2	9	4	5	0.5	6.5	0	0	0	0	0	0	0	0
	Buffalo	10	0	25	12	13	1.0	3.0	0	0	0	0	0	0	0	0
2007	Buffalo	12	0	40	19	21	1.5	5.0	0	0	0	0	0	0	0	0
2008									DID NOT PLAY							
2009	New Orleans	16	6	63	29	34	5.0	25.0	0	0	0	0	4	1	3	1
<b>NFL totals</b>		<b>73</b>	<b>25</b>	<b>255</b>	<b>130</b>	<b>125</b>	<b>15.5</b>	<b>77.5</b>	<b>0</b>	<b>0</b>	<b>0</b>	<b>0</b>	<b>9</b>	<b>2</b>	<b>5</b>	<b>2</b>
<b>Saints totals</b>		<b>16</b>	<b>6</b>	<b>63</b>	<b>29</b>	<b>34</b>	<b>5.0</b>	<b>25.0</b>	<b>0</b>	<b>0</b>	<b>0</b>	<b>0</b>	<b>4</b>	<b>1</b>	<b>3</b>	<b>1</b>

**ADDITIONAL STATISTICS: Special Teams Tackles** — (2004, 5); (2005, 5); (2006, 7); (2007, 11); (2009, 3) **Total: 31.**

**CAREER HIGHS: Tackles** — 9 (2x), last at Carolina (1/3/10); **Sacks** — 2 (2x), last at Miami (10/25/09); **Interceptions** — 0; **Passes Defensed** — 2, vs. New Orleans (10/23/05); **Forced Fumbles** — 1 (2x), last vs. Carolina (11/8/09); **Fumble Recoveries** — 2, vs. Carolina (11/8/09).

### POSTSEASON

		TACKLES							INTERCEPTIONS					FUMBLES		
Year	Team	GP	GS	Tot	Solo	Asst	Sk	Yds	No	Yds	Lg	TD	PD	FF	FR	Yds
2004	St. Louis	2	2	9	4	5	0.0	0.0	0	0	0	0	0	0	0	0
2009	New Orleans	3	0	15	4	11	0.0	0.0	0	0	0	0	0	0	0	0
<b>NFL totals</b>		<b>5</b>	<b>2</b>	<b>24</b>	<b>8</b>	<b>16</b>	<b>0.0</b>	<b>0.0</b>	<b>0</b>	<b>0</b>	<b>0</b>	<b>0</b>	<b>0</b>	<b>0</b>	<b>0</b>	<b>0</b>
<b>Saints totals</b>		<b>3</b>	<b>0</b>	<b>15</b>	<b>4</b>	<b>11</b>	<b>0.0</b>	<b>0.0</b>	<b>0</b>	<b>0</b>	<b>0</b>	<b>0</b>	<b>0</b>	<b>0</b>	<b>0</b>	<b>0</b>

**ADDITIONAL POSTSEASON STATISTICS: Special Teams Tackles** — (2009, 2) **Total: 2.**

**POSTSEASON CAREER HIGHS: Tackles** — 8, vs. Minnesota (1/24/10); **Sacks** — 0; **Interceptions** — 0; **Passes Defensed** — 0; **Forced Fumbles** — 0; **Fumble Recoveries** — 0; **Special Teams Tackles** — 1 (2x), last vs. Indianapolis (2/7/10).




**Rod  
HARPER**
**13**

HEIGHT: 6-0      WEIGHT: 209  
 COLLEGE: MURRAY STATE  
 JOINED SAINTS: FA-09  
 NFL EXPERIENCE: 2  
 BORN: 3/26/85

**WR**

**NFL CAREER** – After spending the first month of 2009 on the club's 53-man roster, Harper spent the remainder of the season on injured reserve with a foot injury. In the preseason, the wideout showed promise on offense and in the return game and will compete for a roster spot.

**CAREER TRANSACTIONS** – Placed on injured reserve, 10/16/09; Signed by Saints, 6/4/09; Waived by Green Bay Packers, 6/19/08; Signed as an undrafted free agent by Green Bay, 4/30/09.

**2009** – Spent first four games on the active roster before being placed on injured reserve with a foot injury...In preseason, had five receptions for 83 yards and returned two punts for TDs...Spent spring with Arkansas Twisters of af2, where he ranked among league leaders in receiving with 107 catches for 1,375 yards and 38 TDs.

**COLLEGE** – A three-year letterman for Murray State after transferring from Hutchinson (Kan.) Community College...Ended college career with 128 receptions for 1,653 yards and 20 TDs...Graduated with a degree in political science.

**PERSONAL** – Attended Southeast (Bradenton, Fla.) HS...Born March 26, 1985.


**Roman  
HARPER**
**41**

HEIGHT: 6-1      WEIGHT: 200  
 COLLEGE: ALABAMA  
 JOINED SAINTS: D2-06  
 NFL EXPERIENCE: 5  
 BORN: 12/11/82

**S**

**NFL CAREER** – Harper has continued to be one of the Saints' most consistent defensive performers - and most dependable. Since being drafted by the Saints in 2006, he has started all 52 games he has appeared in at strong safety, and averaged seven tackles per contest. Harper also has career totals of three interceptions, six forced fumbles and has been particularly effective rushing the

# 41 RomanHARPER s (cont.)

quarterback with 6.5 sacks. He was voted to the Pro Bowl for the first time in his career in 2009 after posting a career-best 127 stops and deflecting seven passes while patrolling the secondary. The former second-round pick out of Alabama was one of only three defensive players to open all 16 games in 2009 and is also a key special teams player, with 27 tackles during his career.

**CAREER TRANSACTIONS** – Re-signed to a one-year contract (RFA), 6/15/10; Placed on injured reserve, 10/10/06; Agreed to terms on a four-year contract, 7/25/06; Selected in the second round (43rd overall) of the 2006 NFL Draft.

**HONORS** – **2009:** Pro Bowl. **2007:** Ed Block Courage Award (vote by teammates).

## 2009 GAME BY GAME

Date	Opp.	DEFENSE		SOLO	AST	TOT	SACK/YDS	INT/YDS	PD	FF	FR
		GP	ST								
9/13	DET	X	X	6	4	10	0 0	0 0	0	0	0
9/20	@PHI	X	X	6	2	8	0 0	0 0	0	0	0
9/27	@BUF	X	X	7	3	10	0 0	0 0	0	0	0
10/4	NYJ	X	X	4	2	6	0 0	0 0	0	0	0
10/18	NYG	X	X	4	4	8	1 9	0 0	1	1	0
10/25	@MIA	X	X	4	2	6	0 0	0 0	1	1	0
11/2	ATL	X	X	8	3	11	0 0	0 0	0	0	0
11/8	CAR	X	X	11	3	14	0 0	0 0	0	0	0
11/15	@STL	X	X	6	6	12	0 0	0 0	2	0	0
11/22	@TB	X	X	3	3	6	0.5 4	0 0	1	0	0
11/30	NE	X	X	6	2	8	0 0	0 0	0	0	0
12/6	@WAS	X	X	6	1	7	0 0	0 0	0	0	0
12/13	@ATL	X	X	4	0	4	0 0	0 0	0	0	0
12/19	DAL	X	X	4	1	5	0 0	0 0	2	0	0
12/27	TB	X	X	5	3	8	0 0	0 0	0	0	0
1/3	@CAR	X	X	3	1	4	0 0	0 0	0	0	0
2009 Season		16	16	87	40	127	1.5 13	0 0	7	2	0

**2009** – Opened all 16 regular season games at strong safety, and two of the three postseason contests...Finished second on the team with a career-high 127 tackles (87 solo), 1.5 sacks, seven pass defenses and two forced fumbles. Added five tackles on special teams...In Super Bowl XLIV vs. Indianapolis, started and had eight stops and broke up a pair of passes...With the Saints opening with three cornerbacks vs. Minnesota in the NFC Championship, Harper didn't open a game for the first time in his NFL career. Contributed with five tackles and a forced fumble...Led the team with 10 tackles, including one behind the line of scrimmage, in opener vs. Detroit...Had eight stops (six solo), including dropping QB Kevin Kolb for a six-yard loss, at Philadelphia, Sept. 20...Turned in big performance vs. NY Giants, Oct. 18 with eight tackles, a sack and a forced fumble that set up a touchdown. Also hit QB Eli Manning, affecting a pass that was intercepted by CB Jabari Greer...At Miami, forced a fumble that set up a touchdown, had six tackles and broke up a pass...Led Saints with 11 stops at Atlanta, Nov. 2...Bested career-high from the week before with 14 stops (11 solo) vs. Carolina, Nov. 8...Deflected two passes and had 12 tackles at St. Louis, Nov. 15, giving him a three-game tackle total of 37...Dec. 19 vs. Dallas, had five tackles - two behind the line of scrimmage - a pair of pass defenses and a special teams

tackle...Notched eight stops vs. Tampa Bay, Dec. 27. **2008** – Started all 15 games he appeared in at strong safety, inactive at Washington, Sept. 14 with an injured hamstring...Finished third on team with a career-high 106 tackles (72 solo) and added nine pass defenses and a forced fumble...Also had 12 special teams tackles...Led secondary with eight stops in opener vs. Tampa Bay and added two special teams tackles...Had 10 tackles (seven solo) vs. San Francisco, Sept. 28, the first of four times he would reach double digits...Posted 10 solo stops and knocked away a pass at Kansas City, Nov. 16...Had two pass defenses and 10 tackles (six solo) vs. Green Bay, Nov. 24...At Tampa Bay, Nov. 30, had a season-high four special teams tackles...Deflected a pass, forced a fumble and posted three tackles at Detroit, Dec. 21...Had 10 tackles (eight solo) vs. Carolina, Dec. 28. **2007** – Started all 16 games at strong safety, posting 96 tackles (63 solo) to tie for third on the team, and added four sacks, three interceptions with 58 return yards and a touchdown, seven pass defenses, two forced fumbles and a pair of tackles for a loss... Sack total led all NFL defensive backs and ranked second on team... Interception total tied for team-high...Had six or more tackles in 10 contests...Added 10 stops on special teams...At Seattle, Oct. 14, had eight tackles (seven solo), two sacks on blitzes and a pair of pass defenses...At Carolina, Nov. 25, posted six solo stops, his first career interception and forced a fumble to set up a touchdown...At Atlanta, Dec. 10, scored first career touchdown, returning an interception 31 yards...Tied career-high at Chicago, Dec. 30 with two sacks, adding six stops and a forced fumble. **2006** – Started all five games he appeared in at strong safety, notching 32 tackles, a sack and a forced fumble...Tackle total ranked third on team after five games...Had seven tackles and a sack for an eight-yard loss in NFL debut at Cleveland, Sept. 10... Notched four tackles, a pass defense and a forced fumble vs. Atlanta, Sept. 25...Departed vs. Tampa Bay, Oct. 8, in fourth quarter with knee injury. Placed on injured reserve, Oct. 10.

**COLLEGE** – Four-year letterman at Alabama who became a contributor as a freshman and started his final three seasons for a defense that annually ranked

## SNAPSHOTS



**Has started all 52 regular season games of NFL career.**

**Set a career-high with 127 tackles last season to go with 1.5 sacks and two forced fumbles as he was selected to the Pro Bowl for the first time. Harper had ten or more tackles in five contests.**

**His 6.5 sacks since 2006 is tied for fourth in the NFL among safeties and is ranked second all-time among Saints safeties. His six forced fumbles since his rookie year ranks second on the team over that period, sixth among NFL safeties.**

# 41 RomanHARPER s (cont.)

among the nation's best units...Departed ranked sixth in school history with 302 tackles (189 solo), five interceptions, five forced fumbles, four fumble recoveries and 3.5 sacks...First-team All-SEC as a senior, when he had 69 tackles, two forced fumbles and an interception...As a junior he moved from strong to free safety and was voted second-team all-conference with 77 tackles (45 solo), three interceptions, pair of fumble recoveries, a forced fumble and a sack... Started at strong safety in 2003 and recorded a career-high 114 tackles (79 solo), an interception and recovered a fumble in the end zone for a touchdown...As a freshman in 2002 appeared in 12 games with one start...Redshirted in 2001.

**PERSONAL** – Attended Prattville (Ala.) HS...Played quarterback and free safety as a senior...On defense, he finished the season with 58 tackles and four interceptions in limited playing time because of a broken leg...Graduated in December, 2005 with a degree in management...Born Dec. 11, 1982 in Prattville, Ala.

## ROMANHARPER



Year	Team	GP	GS	Tot	TACKLES			Yds	INTERCEPTIONS					FUMBLES		
					Solo	Asst	Sk		No	Yds	Lg	TD	PD	FF	FR	Yds
2006	New Orleans	5	5	32	24	8	1.0	9.0	0	0	0	0	2	1	0	0
2007	New Orleans	16	16	96	63	33	4.0	36.0	3	58	31	1	6	2	0	0
2008	New Orleans	15	15	106	72	34	0.0	0.0	0	0	0	0	9	1	0	0
2009	New Orleans	16	16	127	87	40	1.5	13.0	0	0	0	0	7	2	0	0
<b>NFL totals</b>		<b>52</b>	<b>52</b>	<b>361</b>	<b>246</b>	<b>115</b>	<b>6.5</b>	<b>58.0</b>	<b>3</b>	<b>58</b>	<b>31</b>	<b>1</b>	<b>24</b>	<b>6</b>	<b>0</b>	<b>0</b>

**ADDITIONAL STATISTICS:** Special Teams Tackles — (2007, 10); (2008, 12); (2009, 5) **Total: 27**

**CAREER HIGHS:** Tackles — 14, vs. Carolina (11/8/09); Sacks — 2 (2x), last at Chicago (12/30/07); Interceptions — 1 (3x), last vs. Arizona (12/16/07); Passes Defensed — 2 (6x), last vs. Dallas (12/19/09); Forced Fumbles — 1 (6x), last at Miami (10/25/09); Fumble Recoveries — 0; Special Teams Tackles — 4, at Tampa Bay (11/30/08).

### POSTSEASON

Year	Team	GP	GS	Tot	TACKLES			Yds	INTERCEPTIONS					FUMBLES		
					Solo	Asst	Sk		No	Yds	Lg	TD	PD	FF	FR	Yds
2009	New Orleans	3	2	17	12	5	0.0	0.0	0	0	0	0	2	1	0	0
<b>NFL totals</b>		<b>3</b>	<b>2</b>	<b>17</b>	<b>12</b>	<b>5</b>	<b>0.0</b>	<b>0.0</b>	<b>0</b>	<b>0</b>	<b>0</b>	<b>0</b>	<b>2</b>	<b>1</b>	<b>0</b>	<b>0</b>

**ADDITIONAL POSTSEASON STATISTICS:** Special Teams Tackles — (2009, 2) **Total: 2**

**POSTSEASON CAREER HIGHS:** Tackles — 8, vs. Indianapolis (2/7/10); Sacks — 0; Interceptions — 0; Int. Ret. for TD — 0; Passes Defensed — 2, vs. Indianapolis (2/7/10); Forced Fumbles — 1, vs. Minnesota (1/24/10); Fumble Recoveries — 0; Special Teams Tackles — 1 (2x), last vs. Indianapolis (2/7/10).



# Garrett HARTLEY

# 5

HEIGHT: 5-8      WEIGHT: 196  
COLLEGE: OKLAHOMA  
JOINED SAINTS: FA-08  
NFL EXPERIENCE: 3  
BORN: 5/16/86

# K

**NFL CAREER** – Signed by the Saints in a shrewd 2008 midseason acquisition following a tryout, the strong-legged Hartley has already made some of the most significant kicks in club history. He made his first 16 field goal attempts, setting an NFL record for consecutive field goals to start a career. Hartley enjoyed a stellar 2009 postseason as he was five-of-five on field goals and 12-of-12 on PATs, coming through in the clutch on repeated occasions. The former University of Oklahoma standout was initially signed as an undrafted free agent by the Denver Broncos.

**CAREER TRANSACTIONS** – Reinstated by NFL Commissioner with one week roster exemption, 10/5/09; Placed on NFL reserve/suspended list, 9/5/09; Signed by Saints, 10/29/08; Waived by Denver Broncos, 7/21/08; Signed by Denver as an undrafted free agent, 4/28/08.

**2009** – Took over kicking duties for final five regular season games after being suspended for first four and inactive for next seven, going 9-of-11 on field goals and making 10-of-11 PATs for 37 points...In postseason, made five-of-five field goal attempts and 12-of-12 PATs...Making 2009 debut at Washington, Dec. 6, kicked career-best four field goals-including the 18-yard game-winner in overtime-in five attempts, his only miss coming on a 58-yard attempt at the end of regulation that fell just short. Carrying over from his rookie campaign, made his first 16 field goals, breaking the NFL record for consecutive field goals to start a career, previously held by Kris Brown (13 consecutive FG-1999)...Fourth quarter 38-yard field goal, in addition to an earlier 33-yarder, gave the Saints a 26-23 lead they would keep at Atlanta, Dec. 13...In NFC Divisional Playoff vs. Arizona, converted all six PATs and was successful on his lone field goal try, a 43-yarder...After kicking four PATs in regulation, made the biggest kick of his young career in overtime when he split the uprights on a 40-yard field goal to provide the winning margin in a 31-28 win to send Saints to Super Bowl in NFC Championship vs. Minnesota...In Super Bowl XLIV, became first player in Super Bowl history to kick three field goals of 40-or-more yards, when he connected from 46, 44 and 47 yards, in addition to two extra points. **2008** – Signed by the Saints, Oct. 29 and proceeded to have the finest season for field goal percentage by a rookie kicker in club history...Made all 13 field goal attempts and was 28-for-28 on PATs...Field goal total and 67 points are the second-highest total for a Saints rookie kicker, both records held by K Charlie Durkee in 1967 with 14 and 69 points... In NFL debut at Atlanta, Nov. 9, converted both PAT attempts and 24 and 44-yard field goals...Connected on all six of his extra point



# 5 GarrettHARTLEY K (cont.)

attempts and converted a 30-yard field goal attempt vs. Green Bay, Nov. 24... Kicking in adverse weather conditions at Tampa Bay, Nov. 30, drilled a pair of 40-yard plus field goals, including a career-long 47-yarder.

**COLLEGE** – Played 43 games over four seasons (2004-07) at Oklahoma, and was a second-team All-Big 12 Conference selection during each of his final two years...Closed career third in OU history in field goals made (47) and sixth in points scored...Finished with a .866 field goal percentage (47 of 58), including successfully converting 13 of 15 as a senior...Made a career-best 53-yarder vs. Utah State in his final season...Named a finalist for the Lou Groza Award as a junior, setting an Oklahoma-record with a .950 field goal percentage (19-of-20), to pick up second-team All-Big 12 honors...Had 33 touchbacks as a sophomore...Majoried in communications.

**PERSONAL** – Born May 16, 1986 in Keller, Texas...Prepped at Southlake Carroll (Southlake, Texas) HS where he was a teammate of Saints QB Chase Daniel...Made 17-of-20 FG attempts as a senior, earning all-state honors from the Dallas Morning News.

## GARETTHARTLEY



### SCORING

Year	Team	GP	FG	FGA	Pct	Lg	Blk	XP	XPA	Pct	Blk	Points
2008	New Orleans	8	13	13	100.0	47	0	28	28	100.0	0	67
2009	New Orleans	5	9	11	81.8	38	0	10	11	90.9	0	37
<b>NFL totals</b>		<b>13</b>	<b>22</b>	<b>24</b>	<b>91.7</b>	<b>47</b>	<b>0</b>	<b>38</b>	<b>39</b>	<b>97.4</b>	<b>0</b>	<b>104</b>

### FIELD GOALS

Year	Team	1-19	Pct	20-29	Pct	30-39	Pct	40-49	Pct	50+	Pct
2008	New Orleans	0/0	0.0	5/5	100.0	4/4	100.0	4/4	100.0	0/0	0.0
2009	New Orleans	1/1	100.0	5/5	100.0	3/4	75.0	0/0	0.0	0/1	0.0
<b>NFL totals</b>		<b>1/1</b>	<b>100.0</b>	<b>10/10</b>	<b>100.0</b>	<b>7/8</b>	<b>87.5</b>	<b>4/4</b>	<b>100.0</b>	<b>0/1</b>	<b>0.0</b>

**ADDITIONAL STATISTICS:** Special Teams Tackles — (2008, 1) **Total: 1.**

**CAREER HIGHS:** **FG Made** — 4, at Washington (12/6/09); **FG Attempts** — 5, at Washington (12/6/09); **Longest FG** — 47, at Tampa Bay (11/30/08); **Longest FG Attempt** — 58, at Washington (12/6/09); **PAT Made** — 6 (2x), last at Detroit (12/21/08); **PAT Attempted** — 6 (2x), last at Detroit (12/21/08); **Points** — 15, at Washington (12/6/09); **Consecutive FG Made** — 16, (11/9/08-12/6/09); **Kickoff Touchbacks** — 4, at Detroit (12/21/08); **Special Teams Tackles** — 1, at Atlanta (11/9/08).

### POSTSEASON

#### SCORING

Year	Team	GP	FG	FGA	Pct	Lg	Blk	XP	XPA	Pct	Blk	Points
2009	New Orleans	3	5	5	100.0	47	0	12	12	100.0	0	27
<b>NFL totals</b>		<b>3</b>	<b>5</b>	<b>5</b>	<b>100.0</b>	<b>47</b>	<b>0</b>	<b>12</b>	<b>12</b>	<b>100.0</b>	<b>0</b>	<b>27</b>

#### FIELD GOALS

Year	Team	1-19	Pct	20-29	Pct	30-39	Pct	40-49	Pct	50+	Pct
2009	New Orleans	0/0	0.0	0/0	0.0	0/0	0.0	5/5	100.0	0/0	0.0
<b>NFL totals</b>		<b>0/0</b>	<b>0.0</b>	<b>0/0</b>	<b>0.0</b>	<b>0/0</b>	<b>0.0</b>	<b>5/5</b>	<b>100.0</b>	<b>0/0</b>	<b>0.0</b>

**POSTSEASON CAREER HIGHS:** **FG Made** — 3, vs. Indianapolis (2/7/10); **FG Attempts** — 3, vs. Indianapolis (2/7/10); **Longest FG** — 47, vs. Indianapolis (2/7/10); **Longest FG Attempt** — 47, vs. Indianapolis (2/7/10); **PAT Made** — 6, vs. Arizona (1/16/10); **PAT Attempted** — 6, vs. Arizona (1/16/10); **Points** — 11, vs. Indianapolis (2/7/10); **Consecutive FG Made** — 5, (1/16/10-current); **Touchbacks** — 0; **Special Teams Tackles** — 0.



# Devery HENDERSON 19

HEIGHT: 5-11      WEIGHT: 200  
 COLLEGE: LOUISIANA STATE  
 JOINED SAINTS: 02A-04  
 NFL EXPERIENCE: 7  
 BORN: 3/26/82

WR

**NFL CAREER** – Few players in the NFL can stretch the field like Henderson, who has been one of the league's most dangerous deep threats in recent years. The speedy wideout has averaged an NFL-best 20.4 yards per reception over the last four seasons, and has 16 catches of over 50 yards during his career. In 2009, he enjoyed his most productive season, setting career-highs in catches and yardage, recording 51 receptions for 804 yards (15.8 avg.), to rank second on the club in grabs, yardage and receiving average. Henderson's 19.7 career receiving average is the highest in club record books. A second-round pick in 2004 out of LSU, Henderson has started 43 of 76 games in his career and totaled 157 receptions for 3,094 yards (19.7 avg.) and 16 touchdowns.

**CAREER TRANSACTIONS** – Re-signed to a four-year contract, 3/4/09; Re-signed to a one-year contract, 3/3/08; Signed to four-year contract, 8/6/04; Selected in the second round of 2004 NFL Draft (50th overall).

**2009** – Appeared in all 16 games with 11 starts and added 51 receptions for 804 yards (15.8 avg.) and two TDs...Ranked second on club in catches, yardage and receiving average...In postseason, recorded 15 receptions for 182 yards with two TDs...In season opener vs. Detroit, Sept. 13, led club in catches and receiving yardage with five grabs for 103 yards and a 58-yard TD reception...Caught three passes for 71 yards, including a key 38-yard third down grab at Philadelphia, Sept. 20...Made four catches for 71 yards, at Miami, Oct. 25, including a 37-yard reception...Displayed a clutch performance on Monday Night Football vs. Atlanta, Nov. 2, as he recorded four catches for 46 yards. His second quarter 24-yard acrobatic grab helped move the Saints inside the five-yard line to set up a TD...Hauled in three passes for 93 yards (31.0 avg.) vs. Carolina, Nov. 8. His 63-yard reception, which he took to the Carolina ten-yard line, on New Orleans' first drive of the third quarter, set up the TD that cut New Orleans' deficit to four points...Had four receptions for a team-high 72 yards at St. Louis, Nov. 15, making 26 and 21-yard grabs...Hauled in three passes for 116 yards (38.7 avg.) with a 75-yard TD catch vs. New England, Nov. 30, to ranked second on the club in yardage as he and Marques Colston had the club's first dual day of 100 yards receiving since 2006. In addition to his TD grab, also had a 33-yard reception on the game's first offensive play to put the Saints in Patriots territory...Had 61 receiving yards on five catches at Washington, Dec. 6. Five of his grabs went for first downs...Made four receptions for 80 yards in NFC Divisional Playoff vs. Arizona, as 44 of the yards came on a second quarter TD

# 19 Devery HENDERSON WR (cont.)

catch on flea flicker play...In NFC Championship, led Saints in receiving with four catches for 39 yards. His second quarter nine-yard TD grab knotted the score at 14-14...Tied with Colston for the team receiving lead with seven catches for 63 yards in Super Bowl XLIV. **2008** – Started 13 of 16 games, recording a catch in all but one...Had eight grabs of 25 yards or more, including six of over 50...Hauled in a career-long 84-yard TD in season-opening win vs. Tampa Bay, Sept. 7...Had an 81-yard grab vs. San Francisco, Sept. 28...Notched fifth career 100-yard performance with four catches for 104 yards and a touchdown vs. Minnesota, Oct. 6, including a 52-yard catch...Had two catches for 68 yards vs. Oakland, Oct. 12, including 51-yard completion, and three receptions for 80 yards at Carolina, with a 54-yard grab, Oct. 19. Performance closed four-game streak with a 50+ yard catch...At Atlanta, Nov. 9, had two catches for 33 yards and a 30-yard rush on reverse...At Detroit, Dec. 21, had two receptions for 96 yards, with a 64-yard grab. **2007** – Started nine of 16 games, recording 20 receptions for 409 yards (20.5 avg.), with three TDs and added two rushes for 20



## WORTHNOTING

**In his career, the speedy Henderson has 21 catches of 40 yards or more. In 2009, he had three receptions of over 50 yards, two which were for touchdowns. Seven of his catches were for 25 yards or more.**

**Henderson set career-highs in catches and receiving yardage in 2009, making 51 grabs for 804 yards**

**Set a club record in 2008 with his average of 24.8 yards per catch in 2008, breaking the mark of 23.3 that he set in 2006.**

**Over the last 61 games, Henderson has posted 135 catches for 2,751 yards (20.4 avg.) and 13 touchdowns.**

yards...Had four catches for 101 yards, including a 54-yard grab, vs. Carolina, Oct. 7...Hauled in 37-yard TD vs. Atlanta, Oct. 21, and six-yard TD grab at Houston, Nov. 18...Had 45-yard TD reception vs. Tampa Bay, Dec. 2...At Atlanta, Dec. 10 had one catch for 32 yards and a 15-yard run off a reverse...Caught a 53-yard pass vs. Philadelphia, Dec. 23. **2006** – Played in 13 games with seven starts, inactive for the other three contests...Posted career-high totals in every category with 32 catches for 745 yards (23.3 avg.) and five TDs...Also had two carries for 14 yards, including an 11-yard TD burst vs. Atlanta, Sept. 25...Had 14 catches of 20 yards or more during regular season and added a 40-yard reception in NFC Championship at Chicago and a 35-yard grab vs. Philadelphia in the Divisional Playoffs vs. Philadelphia...Notched eight catches of 42 yards or more during regular season, and four traveled at least 50 yards...Hauled in touchdowns of 76, 52, 45, 42, and 26 yards, averaging 48.2 yards per score through the air...Started five of final six contests when he emerged as the club's most dangerous downfield target...Recorded first 100-yard day of career at Tampa Bay, Nov. 5 with three catches for 111 yards and a pair of touchdowns, from 52 and 45 yards, for first multi-TD game of career...Posted career-highs with nine catches for 169 yards vs. Cincinnati, Nov. 19, including a 44-yard



## Highest NFL Average Per Catch Since 1950, 25+ Catches

Player, Team	Year	Rec.	Yds.	Avg.
1. Bucky Pope, L.A. Rams	1964	25	786	31.4
2. Mervyn Fernandez, L.A. Raiders	1988	31	805	26.0
3. Theo Bell, Pittsburgh	1980	29	748	25.8
<b>4. Devery Henderson, NO</b>	<b>2008</b>	<b>32</b>	<b>793</b>	<b>24.8</b>
5. Roy Jefferson, Pittsburgh	1966	32	772	24.1
6. Devery Henderson, NO	2006	32	745	23.3

## Highest Avg. in Saints History, 20+ Receptions

Player, Year	Rec.	Yards.	Avg.	TD
<b>1. Devery Henderson, 2008</b>	<b>32</b>	<b>793</b>	<b>24.8</b>	<b>3</b>
<b>2. Devery Henderson, 2006</b>	<b>32</b>	<b>745</b>	<b>23.3</b>	<b>5</b>
3. Keith Poole, 1998	24	509	21.2	2
4. Tyrone Young, 1984	29	597	20.6	3
<b>5. Devery Henderson, 2007</b>	<b>20</b>	<b>409</b>	<b>20.5</b>	<b>3</b>

## New Orleans Saints All-Time Receiving Average Leaders (Min. 100 Receptions)

Player, Years	Rec.	Yds.	Avg.
<b>1. Devery Henderson, 2004-</b>	<b>157</b>	<b>3,094</b>	<b>19.7</b>
2. Ike Harris, 1978-81	104	1,710	16.4
3. Danny Abramowicz, 1967-73	309	4,875	15.8
4. Henry Childs, 1974-80	207	3,224	15.6
5. Wes Chandler, 1978-81	182	2,801	15.4

## Highest Avg. Per Catch in the NFL Since 2006

Player, Team	Rec.	Yards	Avg.	TD
<b>1. Devery Henderson, NO</b>	<b>135</b>	<b>2751</b>	<b>20.4</b>	<b>13</b>
2. Vincent Jackson, SD	195	3,341	17.1	25
3. Miles Austin, Dal.	99	1,674	16.9	14
4. DeSean Jackson, Phi.	124	2,068	16.7	11
5. Malcolm Floyd, SD	94	1,548	16.5	8

# 19 Devery HENDERSON WR (cont.)

reception...Followed with another strong performance, hauling in four passes for 158 yards (39.5 avg.) and a 76-yard touchdown at Atlanta, Nov. 26...Had a two catches for 92 yards at Dallas, Dec. 10, with a 42-yard TD...Added two catches for 71 yards in finale vs. Carolina, including a 65-yard reception. **2005** – Played in 14 games with three starts and had 22 receptions for 343 yards and three TDs...Made season debut vs. New York Giants, Sept. 19, and had three receptions for 42 yards...Caught three passes for 95 yards at Minnesota, Sept. 25...Had first career start vs. Buffalo, Oct. 2...Had four receptions for 53 yards and recorded his first career TD catch vs. Atlanta, Oct. 16...Recorded game-winning 30-yard TD reception in fourth quarter at NY Jets, Nov. 27...Started at Tampa Bay, 1/1/06, and caught two passes for 30 yards, including a 24-yard TD. **2004** – Spent 14 games on inactive list...Played briefly at Arizona, Oct. 3...Dressed but did not play at Atlanta, Nov. 28.

**COLLEGE** – Emerged as one of nation's top weapons over final two seasons...Played in 42 games and caught 89 passes for 1,311 yards (14.7-average) and 19 TDs...Opened career at RB, recording 433 yards on 73 carries (5.9-average) with three TDs...Switched to wide receiver in spring of 2002 and started 11 games, hauling in 23 passes for 442 yards and eight TDs...On receiving end of one of the most memorable plays in school history that season, when he hauled in a 75-yard TD pass as time expired to defeat Kentucky, named the Play of the Year by the Associated Press...As a senior earned second-team All-SEC honors with 53 catches for 861 yards and 11 TDs.

**PERSONAL** – Member of LSU's national champion indoor track and field team in 2001...Ran second-fastest 60-meter time in school history at 6.72 seconds...Member of LSU's NCAA-qualifying 4x100 relay team...Attended Opelousas (La.) HS, rushing for 1,322 yards and 20 touchdowns as a senior... Class 4A state 100- and 200-meter champion with times of 10.3 and 21.1... Business major at LSU...Hometown held a March parade to honor him following Super Bowl victory...Full name: Devery Vaughn Henderson, Jr....Born March 26, 1982 in Lafayette, La.

## 2009 GAME BY GAME

Date	Opp.	RECEIVING				LG	TD	RUSHING				LG	TD
		GP	ST	REC	YDS			ATT	YDS	AVG			
9/13	DET	X	X	5	103	20.6	58t	1	0	0.0		0	0
9/20	@PHI	X		3	71	23.7	38	0	0	0.0		0	0
9/27	@BUF	X		3	40	13.3	20	0	0	0.0		0	0
10/4	NYJ	X		3	21	7.0	9	0	0	0.0		0	0
10/18	NYG	X		1	6	6.0	6	0	0	0.0		0	0
10/25	@MIA	X	X	4	71	17.8	37	0	1	13	13.0	13	0
11/2	ATL	X	X	4	46	11.5	24	0	0	0.0		0	0
11/8	CAR	X	X	3	93	31.0	63	0	1	-3	-3.0	-3	0
11/15	@STL	X	X	4	72	18.0	26	0	0	0.0		0	0
11/22	@TB	X	X	1	-2	-2.0	-2	0	0	0.0		0	0
11/30	NE	X	X	3	116	38.7	75t	1	1	0.0		0	0
12/6	@WAS	X	X	6	61	10.2	15	0	1	3	3.0	3	0
12/13	@ATL	X		3	31	10.3	13	0	0	0.0		0	0
12/19	DAL	X	X	2	22	11.0	13	0	0	0.0		0	0
12/27	TB	X	X	5	35	7.0	10	0	0	0.0		0	0
1/3	@CAR	X	X	1	18	18.0	18	0	0	0.0		0	0
2009 Season		16	11	51	804	15.8	75t	2	4	13	3.3	13	0



## DEVERY HENDERSON



Year	Team	RECEIVING							RUSHING				
		GP	GS	No	Yds	Avg	Lg	TD	Att	Yds	Avg	Lg	TD
2004	New Orleans	1	0	0	0	0.0	0	0	0	0	0.0	0	0
2005	New Orleans	14	3	22	343	15.6	66	3	1	9	9.0	9	0
2006	New Orleans	13	7	32	745	23.3	76t	5	2	14	7.0	11t	1
2007	New Orleans	16	9	20	409	20.5	54	3	2	20	10.0	15	0
2008	New Orleans	16	13	32	793	24.8	84t	3	4	33	8.3	30	0
2009	New Orleans	16	11	51	804	15.8	75t	2	4	13	3.3	13	0
<b>NFL totals</b>		<b>76</b>	<b>43</b>	<b>157</b>	<b>3,094</b>	<b>19.7</b>	<b>84t</b>	<b>16</b>	<b>13</b>	<b>89</b>	<b>6.8</b>	<b>30</b>	<b>1</b>

**ADDITIONAL STATISTICS:** Punt Returns — (2009, 4 ret., 16 yds., 4.0 avg., 11 long) **Total: 4 ret., 16 yds., 4.0 avg., 11 long.**

**CAREER HIGHS:** Receptions — 9, vs. Cincinnati (11/19/06); **Receiving Yards** — 169, vs. Cincinnati (11/19/06); **Long Reception** — 84t, vs. Tampa Bay (9/7/08); **Receiving TDs** — 2, at Tampa Bay (11/5/06). **Rushes** — 1 (13x), last at Washington (12/6/09); **Rushing Yards** — 30, at Atlanta (11/9/08); **Long Rush** — 30, at Atlanta (11/9/08); **Rushing TDs** — 1, vs. Atlanta (9/25/06).

### POSTSEASON

Year	Team	RECEIVING							RUSHING				
		GP	GS	No	Yds	Avg	Lg	TD	Att	Yds	Avg	Lg	TD
2006	New Orleans	2	1	3	92	30.7	40	0	0	0	0.0	0	0
2009	New Orleans	3	3	15	182	12.1	44t	2	1	-7	-7.0	-7	0
<b>NFL totals</b>		<b>5</b>	<b>4</b>	<b>18</b>	<b>274</b>	<b>15.2</b>	<b>44t</b>	<b>2</b>	<b>1</b>	<b>-7</b>	<b>-7.0</b>	<b>-7</b>	<b>0</b>

**POSTSEASON CAREER HIGHS:** Receptions — 7, vs. Indianapolis (2/7/10); **Receiving Yards** — 80, vs. Arizona (1/16/10); **Long Reception** — 44t, vs. Arizona (1/16/10); **Receiving TDs** — 1 (2x), last vs. Minnesota (1/24/10); **Rushes** — 1, vs. Indianapolis (2/7/10); **Rushing Yards** — -7, vs. Indianapolis (2/7/10); **Long Rush** — -7, vs. Indianapolis (2/7/10); **Rushing TDs** — 0.



**P.J. HILL**

**43**

HEIGHT: 5-10      WEIGHT: 218  
COLLEGE: WISCONSIN  
JOINED SAINTS: WAI-10 (WAS)  
NFL EXPERIENCE: 2  
BORN: 1/3/87

**RB**

**NFL CAREER** – Originally signed by the Saints as a college free agent following the 2009 NFL Draft, Hill returns after spending part of the 2009 season on the active rosters of Philadelphia and Washington, starting the year on the New Orleans practice squad.

**CAREER TRANSACTIONS** – Claimed off of waivers by Saints, 5/4/10; Waived by Washington Redskins, 5/3/10; Signed to active roster by Redskins from Eagles practice squad, 12/30/09; Signed by Philadelphia to practice squad, 12/16/09; Waived by Philadelphia, 12/14/09; Signed to active roster by Eagles from Saints practice squad, 10/28/09; Signed by New Orleans to

**43 P.J.HILL RB (cont.)**

practice squad, 9/6/09; Waived by New Orleans, 9/5/09; Signed by New Orleans Saints as a rookie free agent, 5/4/09.

**2009** – Went to training camp with New Orleans and was club's second-leading rusher in preseason, carrying 26 times for 128 yards (4.9 avg.) with a team-leading three TDs...Spent first seven weeks of season on practice squad, before being signed to Philadelphia's active roster, where he was inactive for six games and dressed, but did not play for one...After two weeks on Eagles practice squad, was signed to Washington's active roster for season finale.

**COLLEGE** – A four-year letterman for the Badgers who joined former Heisman Trophy winner Ron Dayne as the only backs in UW history to gain more than 1,000 yards each of their first three seasons...Closed career with 770 carries for 3,942 yards (5.1 avg.) with 42 TDs...Added 39 receptions for 358 yards and two scores...As a junior in 2008, posted 226 attempts for 1,161 yards with 13 TDs...As a sophomore had 233 carries for 1,212 yards and 14 TDs...In his freshman season had a career-high 1,569 yards on 311 carries with 15 touchdowns and was named Big Ten Freshman of the Year.

**PERSONAL** – Majored in Business...Attended Poly Prep CDS (Elmhurst, N.Y.) HS...Born Jan. 3, 1987.



## Tory HUMPHREY 84

HEIGHT: 6-2      WEIGHT: 255  
 COLLEGE: CENTRAL MICHIGAN  
 JOINED SAINTS: FA-09  
 NFL EXPERIENCE: 4  
 BORN: 1/20/83

**TE**

**NFL CAREER** – Signed by the Saints late in the 2009 season, Humphrey will compete for a spot at tight end on the depth chart in 2010. A fourth-year player, he has played in 25 career games with 12 receptions for a total of 169 yards. His career - the first three seasons spent with the Green Bay Packers - has been slowed by a variety of injuries, having landed on injured reserve in 2006 (hamstring), 2007 (leg fracture) and 2009 (forearm fracture). A former standout at Central Michigan, Humphrey entered the NFL as an undrafted free agent signed by the Indianapolis Colts in 2005 before moving to the Packers' practice squad and later their active roster.

**CAREER TRANSACTIONS** – Re-signed by Saints as a free agent, 12/29/09; Waived by Saints, 12/26/09; Signed by the Saints as a free agent, 12/21/09; Waived from injured reserve by the Green Bay Packers, 8/19/09; Placed on injured reserve by Green Bay, 8/13/09; Re-signed by Green Bay (RFA) to a one-year contract, 4/6/09; Re-signed by Green Bay (ERFA), 3/19/08; Placed on

injured reserve, 8/3/07; Re-signed by Green Bay (ERFA), 3/23/07; Placed on injured reserve, 11/15/06; Signed to active roster of Green Bay, 12/30/05; Signed to Green Bay practice squad, 11/15/05; Waived by Green Bay, 8/27/05; Signed by Green Bay (FA), 8/1/05; Waived by Indianapolis Colts, 6/9/05; Signed by Indianapolis as an undrafted free agent, 4/29/05.

**2009** – Signed by the Saints late in the season and played in the regular season-finale, catching one pass for seven yards at Carolina, Jan. 3...Inactive for each of the team's three postseason games...Suffered a fractured forearm in training camp practice with Green Bay Packers before being waived/injured by Green Bay. **2008** – Bounced back from leg injury that forced him to miss entire '07 campaign by playing in every game with seven starts...Caught a career-high 11 passes for 162 yards (14.7 avg.)...Also registered four tackles on special teams...Posted two of the three longest receptions by a Packers tight end on the season, with 37-yard grab vs. Atlanta and 29-yard catch at New Orleans...Played and caught the first pass of his career, a seven-yard reception vs. Minnesota, Sept. 8...Made his first career start as team opened up in two-tight end set at Tampa Bay, Sept. 28...Posted career-highs vs. Atlanta, Oct. 5, with four receptions for 67 yards, and made the longest catch of his career when he hauled in 37-yard pass...Caught 13-yard pass at Minnesota, Nov. 9, and added a season-high two special teams tackles...Caught 29-yard pass at New Orleans, Nov. 24, the longest reception by the Packers in the game. **2007** – Placed on injured reserve during first week of training camp after breaking his lower leg during the opening practice, July 28. **2006** – Played in seven games, mostly on special teams, and was listed as inactive for season's first two contests...Suffered a hamstring injury at Minnesota (Nov. 12) and was placed on injured reserve three days later...Made five tackles on the coverage units, and played a limited role on offense...In addition to tight end, received playing time at fullback...Had played some at fullback in 2005 while on the practice squad...Recorded one special teams stop in his first action of the season at Detroit, Sept. 24...Made two special teams tackles at Miami, Oct. 22. **2005** – Spent six weeks on the Packers' practice squad before he was signed to the active roster on Dec. 30...Saw action in the final game vs. Seattle, Jan. 1, playing nine snaps on offense and five on special teams in his first NFL contest...Earlier, entered the league as a non-drafted free agent with Indianapolis.

**COLLEGE** – A four-year starter for Central Michigan, he caught 68 passes for 862 yards and seven touchdowns in his collegiate career...Majored in entrepreneurship...Caught eight passes as a senior for 137 yards (17.1 avg.)...Played in 10 games in his junior season, notching two touchdowns among 14 catches for 212 yards (15.1 avg.)...Saw action in all 12 games and caught 22 passes for 276 yards and two touchdowns as a sophomore...Played in 11 contests as a freshman, averaging 21.5 yards on 11 catches with three touchdowns and was named to the Freshman All-America team by The Sporting News...Initially slated as a defensive end, was moved to tight end before his freshman year began.

**PERSONAL** – Tory Terrell Humphrey was born in Saginaw, Mich., Jan. 20, 1983...Married to Ebony, his high school sweetheart, and the couple has two daughters, Kahnya, 8, and Naliya, 5, and a son, Tory Jr., 3...Earned nine varsity

# 84 Tory HUMPHREY TE (cont.)

letters at Saginaw (Mich.) HS, three each in track, football and swimming... Played linebacker, defensive tackle and offensive guard for a team that lost only three games during his three seasons... Won the state championship as junior... As a senior, was listed No. 32 on the Detroit News Blue Chip and No. 48 on Detroit Free Press Feb 50... Participated in the state championship for the discus throw his senior year... Resides in Saginaw, Mich.

## TORY HUMPHREY



Year	Team	GP	GS	RECEIVING		Avg	Lg	TD
				No	Yds			
2005	Green Bay	1	0	0	0	0.0	0	0
2006	Green Bay	7	0	0	0	0.0	0	0
2007	Green Bay			INJURED RESERVE				
2008	Green Bay	16	7	11	162	14.7	37	0
2009	New Orleans	1	0	1	7	7.0	7	0
<b>NFL totals</b>		<b>25</b>	<b>0</b>	<b>12</b>	<b>169</b>	<b>14.1</b>	<b>37</b>	<b>0</b>
<b>Saints totals</b>		<b>1</b>	<b>0</b>	<b>1</b>	<b>7</b>	<b>7.0</b>	<b>7</b>	<b>0</b>

**ADDITIONAL STATISTICS:** Special Teams Tackles — (2006, 5); (2008, 4) Total: 9.

**CAREER HIGHS:** Receptions — 4, vs. Atlanta (10/5/08); Receiving Yards — 67, vs. Atlanta (10/5/08); Long Reception — 37, vs. Atlanta (10/5/08); Receiving TDs — 0.

### POSTSEASON

Year	Team	GP	GS	RECEIVING		Avg	Lg	TD
				No	Yds			
2009	New Orleans	0	0	0	0	0.0	0	0
<b>NFL totals</b>		<b>0</b>	<b>0</b>	<b>0</b>	<b>0</b>	<b>0.0</b>	<b>0</b>	<b>0</b>

**POSTSEASON CAREER HIGHS:** Receptions — 0; Receiving Yards — 0; Long Reception — 0; Receiving TDs — 0.



## Clint INGRAM

# 55

HEIGHT: 6-2 WEIGHT: 240

COLLEGE: OKLAHOMA

JOINED SAINTS: FA-09

NFL EXPERIENCE: 5

BORN: 3/21/83

**LB**

**NFL CAREER** – Ingram is a tough, physical linebacker who has made 46 starts in 56 games in his first four NFL seasons with the Jacksonville Jaguars including 12 in both the 2008 and 2009 seasons. The former third-round draft pick, who possesses a mix of power and speed, has career totals of 331 tackles (193 solo), 5.5 sacks, two interceptions, one fumble recovery, seven pass defenses and 10 special teams tackles.

**CAREER TRANSACTIONS** – Agreed to terms on a one-year

contract with Saints, 5/19/10; Placed on Injured Reserve by Jacksonville Jaguars, 12/22/09; Signed by Jacksonville to a four-year contract, 7/28/06; Selected by Jacksonville in the third round (80<sup>th</sup> overall) of the 2006 NFL Draft.

**2009** – Played in 13 games with 12 starts...Inactive for one game and placed on Injured Reserve, Dec. 22 with shoulder injury...Tied for third on Jaguars with 77 tackles (47) solo and added one sack and one fumble recovery... Recorded five tackles (three solo) vs. Arizona, Sept. 20...Recorded eight tackles (five solo) and sacked Texans QB Matt Schaub for a seven-yard loss in the fourth quarter at Houston, Sept. 27...Had seven tackles (three solo) vs. St. Louis, Oct. 18...Had a season-high nine tackles (seven solo) and one fumble recovery at New York Jets, Nov. 15...Finished with six tackles (five solo) vs. Buffalo, Nov. 22...Recorded six stops (five solo) at San Francisco, Nov. 29...Recorded six solo tackles vs. Miami, Dec. 13, but went down with season-ending shoulder injury in third quarter. **2008** – Appeared in 16 games with 12 starts...Recorded 72 tackles (38 solo) and career-high two sacks...Sacked Vince Young in season-opener at Tennessee, Sept. 7...Totaled five tackles at Indianapolis, Sept. 21... Recorded eight tackles and a first quarter sack of QB Daunte Culpepper at Detroit, Nov. 9...Totaled a season-high nine tackles and one special teams stop vs. Tennessee, Nov. 16...Tied season-high with team-leading nine tackles vs. Green Bay, Dec. 14...Totaled six tackles in season finale at Baltimore, Dec. 28. **2007** – Started 11 of 13 games after missing first three with ankle sprain... Had 65 tackles, one sack and an interception returned for a TD...Recorded three tackles and a take-down of Vince Young at Tennessee, Nov. 11...Registered nine tackles at Indianapolis, Dec. 2...Returned a Vinny Testaverde pass 39 yards for a TD vs. Carolina, Dec. 9...Recorded seven tackles in both postseason contests at Pittsburgh, Jan. 5 and at New England, Jan. 12. **2006** – Played in 14 games with 11 starts and ranked second on team with 117 tackles, along with 1.5 sacks and one interception...After being inactive for first two games, served as a back-up and then assumed starting spot in week six...In first start at Houston, Oct. 22, recorded nine tackles...Recorded first career sack and added 10 tackles and one pass defense at Philadelphia, Oct. 29...Had career-high 14 stops vs. Tennessee, Nov. 5...Tied for team lead with 10 tackles and picked off Eli Manning for first interception vs. N.Y. Giants, Nov. 20...Registered eight tackles and three passes defended vs. Indianapolis, Dec. 10...Split a sack and led team with nine tackles at Tennessee, Dec. 17...Had 13 tackles vs. New England, Dec. 24.

**COLLEGE** – Two-year starter for Sooners...Started 22 of 46 games and recorded 127 tackles, seven sacks, five interceptions, four forced fumbles and two fumble recoveries...Named All-Big 12 Conference second-team by coaches as senior, when he started all 11 games and was team captain.

**PERSONAL** – Attended Hallsville (Texas) HS...Registered 100 tackles, three forced fumbles and one interception...Active in community programs as a Jaguar, assembling bi-weekly visits among linebackers to a local children's hospital to see patients, sign autographs and distribute gifts...Also supported team food drives, children's athletic and academic programs, blood drives, holiday shopping events and served as emcee of 2009 Duval County Special Olympic



# 55 Clint INGRAM LB (cont.)

Games...Inducted into "H" (Hallsville) Association Hall of Fame in 2005... Nicknamed "Country".

## CLINT INGRAM



Year	Team	GP	GS	Tot	TACKLES			Yds	INTERCEPTIONS					FUMBLES		
					Solo	Asst	Sk		No	Yds	Lg	TD	PD	FF	FR	Yds
2006	Jacksonville	14	11	117	67	50	1.5	10.0	1	0	0	0	4	0	0	0
2007	Jacksonville	13	11	65	41	24	1.0	0.0	1	39	39	1	3	0	0	0
2008	Jacksonville	16	12	72	38	34	2.0	5.0	0	0	0	0	0	0	0	0
2009	Jacksonville	13	12	77	47	30	1.0	7.0	0	0	0	0	0	0	1	0
<b>NFL totals</b>		<b>56</b>	<b>46</b>	<b>331</b>	<b>193</b>	<b>138</b>	<b>5.5</b>	<b>22.0</b>	<b>2</b>	<b>39</b>	<b>39</b>	<b>1</b>	<b>7</b>	<b>0</b>	<b>1</b>	<b>0</b>


**ADDITIONAL STATISTICS:** Special Teams Tackles — (2006, 4); (2007, 2); (2008, 4) **Total: 10**

**CAREER HIGHS:** Tackles — 14, vs. Tennessee (11/5/06); Sacks — 1 (5x), last at Houston (9/27/09); Interceptions — 1 (2x), last vs. Carolina (12/9/07); Passes Defended — 3, vs. Indianapolis (12/10/06); Forced Fumbles — 0; Fumble Recoveries — 1, at N.Y. Jets (11/15/09).

### POSTSEASON

Year	Team	GP	GS	Tot	TACKLES			Yds	INTERCEPTIONS					FUMBLES		
					Solo	Asst	Sk		No	Yds	Lg	TD	PD	FF	FR	Yds
2007	Jacksonville	2	1	14	9	5	0.0	0.0	0	0	0	0	1	0	0	0
<b>NFL Totals</b>		<b>2</b>	<b>1</b>	<b>14</b>	<b>9</b>	<b>5</b>	<b>0.0</b>	<b>0.0</b>	<b>0</b>	<b>0</b>	<b>0</b>	<b>0</b>	<b>1</b>	<b>0</b>	<b>0</b>	<b>0</b>

**POSTSEASON CAREER HIGHS:** Tackles — 7 (2x), last at New England (1/12/08); Sacks — 0; Interceptions — 0; Passes Defended — 1, at Pittsburgh (1/5/08); Forced Fumbles — 0; Fumble Recoveries — 0.



# Malcolm JENKINS

# 27

HEIGHT: 6-0

WEIGHT: 204

COLLEGE: OHIO STATE

JOINED SAINTS: 01-09

NFL EXPERIENCE: 2

BORN: 12/20/87

S

**NFL CAREER** — New Orleans' first round draft pick in 2009, Jenkins saw significant action on defense and special teams as a rookie, appearing in 14 games with six starts. He recorded 51 tackles (41 solo), one interception and five pass defenses, adding nine stops, two forced fumbles and one fumble recovery as a key part of the special teams coverage units. Jenkins is expected to continue his development as he converts to safety, and contend for more snaps in the defensive backfield in 2010.

**CAREER TRANSACTIONS** — Signed to a five-year contract, 8/10/09; Drafted by New Orleans in the first round (14th overall) of the 2009 NFL Draft.

**2009** — Played in 14 games with six starts, missing two with ankle injury...

Recorded 51 tackles (41 solo) with one interception and five pass defenses...A special teams standout, making nine tackles and forcing two fumbles, one of which he recovered...In postseason, appeared in two games (inactive for NFC Championship with hamstring injury) and posted five tackles (four solo), a pass defense and a special teams stop...Made NFL debut in season opener vs. Detroit, Sept. 13, playing on both defense and special teams, saving a touchdown on a long kickoff return with tackle inside the New Orleans 20...Stripped the ball on a kickoff return, which was recovered and helped set up a quick Saints TD at the beginning of the second half in addition to one defensive tackle, at Philadelphia, Sept. 20...Made another big special teams play at Buffalo, Sept. 27, when he forced Bills KR Roscoe Parrish to fumble the ball and recovered it on a punt return, setting up the go-ahead field goal, in addition to a defensive tackle...Had one defensive and one special teams tackle, also helping keep a punt out of the end zone that was downed at the two-yard line vs. Carolina, Nov. 8...Had four tackles and two pass defenses in his most extensive defensive action to date and made a key block on Courtney Roby's 97-yard kickoff return for a TD at St. Louis, Nov. 15...Made first career start, opening in place of an injured Tracy Porter at Tampa Bay, Nov. 22 and intercepted second quarter pass for his first pick, finishing with eight tackles (four solo) and a pass defense ...Started at CB and made a career-high nine tackles vs. Tampa Bay, Dec. 27...In Super Bowl XLIV, played in nickel package, making four solo tackles with a pass defense and a special teams stop.

**COLLEGE** – A consensus All-American as senior in 2008, Jenkins was honored with the Jim Thorpe Award, recording a career-high 57 tackles and adding three forced fumbles, three interceptions, two blocked punts and a sack... An All-Big 10 selection his final three years, he departed with 11 interceptions, including two he returned for TDs...Started 45 of 49 career games and career totals include 196 stops, 18 pass defenses, three blocked punts and four forced fumbles...As junior in 2007, an All Big-Ten first-team choice, second-team Associated Press All-American and Thorpe Award semifinalist...Earned first-team All-American honors from several publications...Started all 13 games and led secondary with 44 tackles (27 solo)...Tied career-high with four interceptions for 53 yards in returns, including a TD...Had a 23-yard interception return vs. LSU in BCS Championship at the Superdome...As sophomore in 2006, was a first-team All-Big Ten selection, starting all 13 games, posting 55 tackles (40 solo) and career-high four interceptions for 99 yards in returns, including a 61-yard TD vs. Penn State...Also added four pass defenses, a forced fumble and a blocked punt...Appeared in 10 games as freshman in 2005.

**PERSONAL** – Graduated with a degree in Communications...Attended Piscataway (N.J.) HS, where he led team to three consecutive state titles playing WR and DB...All-state and All-American selection as a senior...Excelled at track, winning the state title in the 400-meter dash as a junior...Took third place in 200 meters as a junior and finished third in the hurdles as senior at state meet...A leader in the Omega Psi Phi fraternity.

27 **Malcolm JENKINS** s (cont.)**MALCOLM JENKINS**

Year	Team	GP	GS	Tot	TACKLES			Yds	INTERCEPTIONS					FUMBLES		
					Solo	Asst	Sk		No	Yds	Lg	TD	PD	FF	FR	Yds
2009	New Orleans	14	6	51	41	10	0.0	0.0	1	14	14	0	5	0	0	0
<b>NFL totals</b>		<b>14</b>	<b>6</b>	<b>51</b>	<b>41</b>	<b>10</b>	<b>0.0</b>	<b>0.0</b>	<b>1</b>	<b>14</b>	<b>14</b>	<b>0</b>	<b>5</b>	<b>0</b>	<b>0</b>	<b>0</b>

**ADDITIONAL STATISTICS:** Special Teams Tackles — (2009, 9) **Total: 9**; Special Teams Forced Fumbles — (2009, 2) **Total: 2**; Special Teams Fumble Recoveries — (2009, 1) **Total: 1**

**CAREER HIGHS:** Tackles — 9, vs. Tampa Bay (12/27/09); Sacks — 0; Interceptions — 1 at Tampa Bay (12/27/09); Passes Defensed — 2, at St. Louis (11/15/09); Forced Fumbles — 0; Fumble Recoveries — 0; Special Teams Tackles — 2, at Philadelphia (9/20/09); Special Teams Forced Fumbles — 1 (2x), last at Buffalo (9/27/09); Special Teams Fumble Recoveries — 1, at Buffalo (9/27/09).

**POSTSEASON**

Year	Team	GP	GS	Tot	TACKLES			Yds	INTERCEPTIONS					FUMBLES		
					Solo	Asst	Sk		No	Yds	Lg	TD	PD	FF	FR	Yds
2009	New Orleans	2	0	5	4	1	0.0	0.0	0	0	0	0	1	0	0	0
<b>NFL totals</b>		<b>2</b>	<b>0</b>	<b>5</b>	<b>4</b>	<b>1</b>	<b>0.0</b>	<b>0.0</b>	<b>0</b>	<b>0</b>	<b>0</b>	<b>0</b>	<b>1</b>	<b>0</b>	<b>0</b>	<b>0</b>

**ADDITIONAL POSTSEASON STATISTICS:** Special Teams Tackles — (2009, 1) **Total: 1**

**POSTSEASON CAREER HIGHS:** Tackles — 4, vs. Indianapolis (2/7/10); Sacks — 0; Interceptions — 0; Int. Ret for TD — 0; Passes Defensed — 1, vs. Indianapolis (2/7/10); Forced Fumbles — 0; Fumble Recoveries — 0; Special Teams Tackles — 1, vs. Indianapolis (2/7/10).



**Reggie JONES**

**35**

HEIGHT: 6-0      WEIGHT: 193

COLLEGE: PORTLAND STATE

JOINED SAINTS: FA-09

NFL EXPERIENCE: 2

BORN: 3/15/86

**S**

**NFL CAREER** — After sitting out his rookie season with an Achilles' injury, Jones will compete for a roster spot. He played one season as a DB at Portland State, transitioning from playing wide receiver at Idaho earlier in his college career.

**CAREER TRANSACTIONS** — Placed on injured reserve, 8/14/09; Signed by Saints as a rookie free agent, 5/4/09.

**2009** — Missed entire season with an Achilles' injury suffered in training camp.

**COLLEGE** — Played one season at Portland State after transferring from the University of Idaho, where he played from 2004-06...As a senior, made 38 tackles and had seven passes defenses and four interceptions, returning one for a TD.

**PERSONAL** — Attended Kent-Meridian (Federal Way, Wash.) HS...Majored in sociology...Born March 15, 1986.


**Zak  
KEASEY**
**45**

HEIGHT: 6-0      WEIGHT: 235  
 COLLEGE: PRINCETON  
 JOINED SAINTS: FA-10  
 NFL EXPERIENCE: 3  
 BORN: 3/19/82

**FB**

**NFL CAREER** – Keasey comes to New Orleans with two years of experience of having both played fullback and been a solid contributor on special teams. The veteran appeared in 20 games with three starts for the San Francisco 49ers and the Washington Redskins, transitioning from linebacker to fullback after moving his career west.

**CAREER TRANSACTIONS** – Signed by Saints, 2/23/10; Waived by San Francisco 49ers, 8/20/09; Placed on injured reserve by San Francisco, 10/15/08; Signed by San Francisco to the active roster from practice squad, 11/3/07; Signed by San Francisco to practice squad, 10/30/07; Waived by San Francisco, 10/29/07; Signed by San Francisco to active roster from practice squad, 10/27/07; Signed by San Francisco to practice squad, 10/24/07; Waived by San Francisco, 10/22/07; Signed by San Francisco to active roster from practice squad, 10/20/07; Signed by San Francisco to practice squad, 10/3/07; Waived by San Francisco, 10/2/07; Signed by San Francisco to active roster from practice squad, 9/21/07; Signed by San Francisco to practice squad, 9/2/07; Waived by San Francisco, 9/1/07; Signed by San Francisco, 1/16/07; Signed by San Francisco to practice squad, 9/19/06; Released by San Francisco from practice squad, 9/12/06; Signed by San Francisco to practice squad, 9/3/06; Waived by San Francisco, 9/2/06; Signed by San Francisco to practice squad, 12/20/05; Released by Washington from practice squad, 12/16/05; Signed by Washington to practice squad, 11/7/05; Released by Washington from practice squad, 11/1/05; Signed by Washington to practice squad, 10/18/05; Waived by Washington 10/15/05; Signed by Washington, 10/4/05; Waived by Washington, 10/1/05; Signed by Washington Redskins as a rookie free agent, 5/5/05.

**2009** – Went to training camp with 49ers before being waived, Aug. 20.

**2008** – Appeared in six games for 49ers with three starts before suffering a season-ending biceps injury...Recorded three receptions for 25 yards and 6 special teams tackles. **2007** – Played 13 games for 49ers...Rushed twice for four yards and had 12 special teams tackles. **2006** – Spent 15 weeks on 49ers practice squad. **2005** – Played one game at LB for Washington after making 53-man roster out of training camp and was inactive for two other contests...Spent remainder of season on and off Redskins practice squad, finishing year on 49ers' practice squad at FB.

**COLLEGE** – Had best season at Princeton as senior, recording 127 tackles, eight sacks, four pass defenses, two interceptions and a fumble

# 45 ZakKEASEY FB (cont.)

recovery...Awarded Poe-Kazmaier Trophy, the highest award given to a Princeton football player, also being named first-team All-Ivy League ...Earned first-team All-Ivy League as a junior after leading team with 88 tackles to go along with five sacks, an interception and five pass defenses.

**PERSONAL** – Lettered in football and track at Lake Orion (Mich.) HS, where he was all-state and all-county...Voted League Defensive Player of Year senior season as he rushed for eight TDs at FB, also leading league in tackles junior and senior seasons...Won high school's scholar-athlete award...Born March 19, 1982 in Lake Orion, Mich.

## ZAKKEASEY



Year	Team	GP	GS	RUSHING					No	RECEIVING			
				Att	Yds	Avg	Lg	TD		Yds	Avg	Lg	TD
2005	Washington	1	0	0	0	0.0	0	0	0	0	0.0	0	0
2006	San Francisco								PRACTICE SQUAD				
2007	San Francisco	13	0	2	4	2.0	3	0	0	0	0.0	0	0
2008	San Francisco	6	3	0	0	0.0	0	0	3	25	8.3	12	0
2009									DID NOT PLAY				
<b>NFL totals</b>		<b>20</b>	<b>3</b>	<b>2</b>	<b>4</b>	<b>2.0</b>	<b>3</b>	<b>0</b>	<b>3</b>	<b>25</b>	<b>8.3</b>	<b>12</b>	<b>0</b>

**ADDITIONAL STATISTICS:** Special Teams Tackles — (2007, 12); (2008, 6) **Total: 18.**

**CAREER HIGHS:** Rushes — 2, at Pittsburgh (9/23/07); Rushing Yards — 4, at Pittsburgh (9/23/07); Long Rush — 3, at Pittsburgh (9/23/07); Rushing TDs — 0; Receptions — 2, vs. Arizona (9/7/08); Receiving Yards — 13, vs. Arizona (9/7/08); Long Reception — 12, vs. Detroit (9/21/08); Receiving TDs — 0.



**Jason  
KYLE**

**57**

HEIGHT: 6-3 WEIGHT: 242

COLLEGE: ARIZONA STATE

JOINED SAINTS: FA-09

NFL EXPERIENCE: 16

BORN: 5/12/72

**LS**

**NFL CAREER** – A long-serving and exceptionally consistent NFL long snapper, Kyle joined the Saints prior to the 2009 season and earned a Super Bowl ring in his first year in New Orleans. The 15-year NFL veteran and former fourth-round pick of the Seattle Seahawks in 1995, Kyle has played in 194 career regular-season games along with 11 postseason contests, having had stints with the Seahawks, Cleveland Browns, St. Louis Rams, San Francisco 49ers and Carolina Panthers before coming to the Saints. He hasn't missed a game in the past eight seasons, playing 155 games combining the regular and postseasons. Kyle has also been a solid contributor on punt coverage units during his career, posting 57 special teams tackles and two fumble recoveries.



**CAREER TRANSACTIONS** – Re-signed by Saints to a one-year contract, 3/11/10; Signed by Saints to a one-year contract, 6/29/09; Re-signed by Carolina Panthers to a five-year contract, 3/11/04; Signed by Carolina to a three-year contract (UFA-SF), 3/6/01; Claimed off waivers by San Francisco 49ers, 10/30/00; Waived by St. Louis Rams, 10/27/00; Signed by St. Louis as a free agent, 10/9/00; Released by Cleveland Browns, 8/27/00; Placed on Physically Unable to Perform list by Cleveland, 8/26/99; Selected by Cleveland in eighth round of NFL Expansion Draft, 2/9/99; Placed on Injured Reserve by Seattle Seahawks, 8/18/97; Signed by Seattle to a five-year contract, 7/17/95; Selected by Seattle in the fourth round (126th overall) of the 1995 NFL Draft.

**2009** – Played in all 16 games for the Saints in his first season in New Orleans, snapping on all punts and placekicks...Added two tackles on special teams...Served as the snapper in all three postseason contests, including the victory in Super Bowl XLIV. **2008** – Finished the season having completed his eighth straight year of appearing in every contest, playing in all 16 games for Carolina as the long snapper...Added three special teams tackles...Also snapped in the Panthers' NFC Divisional Playoff game. **2007** – Played in all 16 games as the long snapper and added two special teams tackles. **2006** – Played in all 16 games, handling all long-snapping duties and also recording four special teams tackles. **2005** – Played in 16 games...Snapped for all punts and placements and made three special teams stops...Played in all three of the Panthers' postseason contests. **2004** – Played in all 16 games, snapping for all punts and placements and recorded one special teams tackle...Appeared in 100th NFL game at Kansas City, Sept. 19. **2003** – Appeared in all 16 games as the long snapper and made two tackles in punt coverage...Added one special teams tackle while playing in four postseason games, including Super Bowl XXXVIII.

**2002** – Served as the long snapper on field goals and punts for all 16 games and was responsible for two tackles and a fumble recovery on special teams...Recovered a fumble in punt coverage in 13-6 victory at Cleveland, Dec. 1.

**2001** – Appeared in all 16 games and handled all long-snapping duties in his first season in Carolina...Also had two special teams tackles...Recorded first career fumble recovery on a punt return that set up a Panthers touchdown vs. St. Louis, Dec. 23. **2000** – Was released at the close of training camp by Cleveland...Signed with St. Louis and was inactive for one game before being waived, Oct. 27....Claimed off waivers by San Francisco, Oct. 30 and played in two games as a reserve linebacker, posting three tackles (two solo). **1999** –

Selected by Cleveland in the NFL Expansion Draft but missed the entire season as he spent the year on the physically unable to perform list with a knee injury. **1998** – Appeared in all 16 games in his final season in Seattle, playing as the long snapper on punts and made three special teams tackles. **1997** – Spent the entire season on injured reserve after suffering a shoulder injury during the pre-season. **1996** – Took over as the Seahawks' long snapper on punts and played in all 16 games, recording a career-best 17 special teams tackles (12 solo).

**1995** – Played in all 16 games on special teams as a rookie, ranking third on the team with 14 tackles (eight solo) in kick coverage.

**COLLEGE** – A three-year letterman and a two-year starter for Arizona State, he finished his career with 204 tackles, 12 stops for a loss, four sacks and

# 57 JasonKYLE LS (cont.)

two interceptions in 31 games with 17 starts...Led the Sun Devils with 130 tackles as a senior in 1994 while starting 11 games at inside linebacker...Played in every game and started six contests at inside linebacker as a junior and ranked second on the squad with 74 tackles to go along with three sacks and an interception...Also served as the team's deep snapper on punts and participated in the East-West Shrine Game and the Senior Bowl.

**PERSONAL** – Attended McClintock (Tempe, Ariz.) HS...Majored in marketing at Arizona State...Is a part-owner of two Charlotte area restaurants as well as one in his home state of Arizona...He is also a partner in an investment company based in Charlotte.

## JASONKYLE




**Games Played/Started:** Seattle — (1995, 16/0); (1996, 16/0); (1997, 0/0); (1998, 16/0); **Cleveland** — (1999, 0/0); **St. Louis** — (2000, 0/0); **San Francisco** — (2000, 2/0); **Carolina** — (2001, 16/0); (2002, 16/0); (2003, 16/0); (2004, 16/0); (2005, 16/0); (2006, 16/0); (2007, 16/0); (2008, 16/0); **New Orleans** — (2009, 16/0) **Totals: 194/0**

**ADDITIONAL STATISTICS: Special Teams Tackles** — (1995, 14); (1996, 17); (1998, 5); (2001, 2); (2002, 2); (2003, 2); (2004, 1); (2005, 3); (2006, 4); (2007, 2); (2008, 3); (2009, 2) **Total: 57; Special Teams Fumble Recoveries** — (2001, 1); (2002, 1) **Total: 2; Defensive Tackles** — (2000, 3) **Total: 3.**

### POSTSEASON

**Games Played/Started:** Carolina — (2003, 4/0); (2005, 3/0); (2008, 1/0); **New Orleans** — (2009, 3/0) **Totals: 11/0**

**ADDITIONAL POSTSEASON STATISTICS: Special Teams Tackles** — (2003, 1) **Total: 1.**



## Nick LECKEY

# 60

**HEIGHT:** 6-3 **WEIGHT:** 291

**COLLEGE:** KANSAS STATE

**JOINED SAINTS:** UFA-09 (Sr/L)

**NFL EXPERIENCE:** 7

**BORN:** 3/12/82

**C**

**NFL CAREER** – A six-year veteran who has started 32 games in his career, Leckey was signed by the Saints in March 2009 and served as a capable backup and special teams performer in his first season in New Orleans.

Originally a sixth-round draft pick of the Arizona Cardinals in 2004, he joined the Saints after spending all of 2008 and the last three contests of 2007 with the St. Louis Rams. Leckey, a four-year starter at Kansas State who did not allow a sack in his college career, has appeared in 65 NFL games.

**CAREER TRANSACTIONS** – Re-signed by Saints to a one-year contract, 3/8/10; Signed by Saints to a one-year contract, 3/18/09 (UFA); Placed on injured reserve by St. Louis Rams, 11/26/08; Signed by St. Louis to a two-year contract, 10/7/07; Released by Arizona Cardinals, 9/18/07; Re-signed

by Arizona Cardinals to a one-year contract, 3/19/07 (UFA); Signed by Arizona to a three-year contract, 7/29/04; Drafted by Arizona in the sixth round (167th overall) of the 2004 NFL Draft.

**2009** – Played primarily on special teams in eight games with spot duty at center as well...Also dressed but did not play in one game and was inactive for six others...Made his Saints debut, playing on special teams vs. N.Y. Jets, Oct. 4...Saw action at center late in the game at Tampa Bay, Nov. 23...Filled in at center vs. Dallas, Dec. 19, when Jonathan Goodwin left the game briefly in the second quarter...Played on special teams and took over at center in the second half in the season finale at Carolina, Jan. 3...Played on special teams in each of the team's three postseason victories. **2008** – Opened the first 10 games at center for St. Louis before suffering a broken bone in his foot that ended his season...The 10 starts were the second-most of his career. **2007** – Played in three games with two starts for the Rams...Did not play in one contest and inactive for eight others after signing with the Rams prior to Week Five game after spending the first two weeks of season on Arizona's roster...Waived by the Cardinals, Sept. 18. **2006** – Played in 14 games for Arizona, starting a career-best 11 at center. **2005** – Saw action in 14 games and started final nine games at center. **2004** – Saw action on special teams in all 16 games for Arizona...Made NFL debut in opener at St. Louis, Oct. 12.

**COLLEGE** – Began career at guard for Kansas State before switching to center as a senior...Started 41 consecutive games from midway through his freshman season and did not allow a sack in any game he started....Earned first-team All-America honors from ESPN and Sports Illustrated as a senior...Also a consensus All-Big 12 first-team choice and named Kansas State's Offensive Lineman of the Year.

**PERSONAL** – Three-year starter at Grapevine (Texas) HS... Won prep state heavyweight wrestling title as a senior... Majored in hotel/restaurant management at Kansas State... Born Nicholas Nathan Leckey Mar. 12, 1982 in Dallas... Married (Erin).

## NICKLECKEY



**Games Played/Started:** Arizona — (2004, 16/0); (2005, 14/9); (2006, 14/11); (2007, 0/0) **St. Louis** — (2007, 3/2); (2008, 10/10); **New Orleans** — (2009, 8/0) **Totals: 65/32; Saints Totals: 8/0**

### POSTSEASON

**Games Played/Started:** New Orleans — (2009, 3/0) **Totals: 3/0**



# Marcus MAILEI

# 46

HEIGHT: 6-0      WEIGHT: 255  
 COLLEGE: WEBER STATE  
 JOINED SAINTS: FA-09  
 NFL EXPERIENCE: 2  
 BORN: 10/30/86

**FB**

**NFL CAREER** – Mailei will compete for a roster spot after appearing in two games in 2009 for the Saints, spending most of his rookie season on Philadelphia's practice squad.

**CAREER TRANSACTIONS** – Placed on injured reserve, 12/21/09; Signed by Saints off Philadelphia Eagles practice squad, 12/9/09; Signed to Eagles practice squad, 9/7/09; Waived by Eagles, 9/5/09; Signed by Eagles as rookie free agent, 4/27/09.

**2009** – Spent 13 weeks on Eagles practice squad before joining Saints and appearing in two games, making one special teams tackle before landing on injured reserve with a hamstring injury.

**COLLEGE** – Two-time, All-Big Sky selection from 2007-08, Mailei (pronounced MY-lay) recorded 58 receptions for 563 yards and five TDs in four-year career...Amassed 161 rushing yards and three TDs...Majored in history teaching.

**PERSONAL** – Garnered first-team all-state honors as senior at Highland (Salt Lake City, Utah) HS as senior after rushing for 1,206 yard and 16 TDs... Has a passion for rugby and Ultimate Fighting and hopes to get into MMA when playing days are over...One of seven children (three brothers and three sisters)... Father, Supilani, is member of the Tonga National Rugby Hall of Fame and mother, Sini, is pre-kindergarten teacher...Resides in Salt Lake City, Utah, with wife Kristen, and their daughter, Maiolo and son, Jonah...Full name: Marcus Anthony Mailei.



# Jason McKie

# 37

HEIGHT: 5-11

WEIGHT: 247

COLLEGE: TEMPLE

JOINED SAINTS: FA-10

NFL EXPERIENCE: 9

BORN: 5/22/80

FB

**NFL CAREER** – A tough, hard-nosed lead blocker, who possess the ability to get the tough yard or catch the screen, Jason McKie joins the Saints after spending most of his eight-year NFL career with the Chicago Bears following brief stints with Dallas and Philadelphia. McKie, who served as the Bears' starting fullback for the past four seasons, during his career in a total of 88 career regular season games with 47 starts, has carried the ball 29 times for 84 yards and three touchdowns along with 68 receptions for 364 yards and three scores.

**CAREER TRANSACTIONS** – Signed by Saints, 5/24/10; Released by Chicago Bears, 3/16/10; Signed by Chicago to a five-year contract extension, 11/2/06; Activated from Reserve/Non-Football Injury list by Bears, 11/8/05; Placed on Reserve/Non-Football Injury list by Bears, 9/2/05; Signed to Bears active roster, 11/21/03; Signed to Chicago practice squad, 9/1/03; Waived by Bears, 8/31/03; Signed with Chicago, 8/19/03; Waived by Dallas Cowboys, 8/17/03; Signed to Dallas active roster, 12/7/02; Signed to Philadelphia Eagles practice squad, 9/3/02; Waived by Eagles, 9/1/02; Signed by Eagles as rookie free agent, 4/23/02.

**2009** – Appeared in all 16 games for Chicago, starting 11 and caught five passes for 13 yards. **2008** – Started 8-of-11 games he played, setting career high with 3 TDs (2 rushing, 1 receiving)...Set career-highs with in carries (11) and rushing yards (26)...Rushed for a TD in back-to-back games for the first time in career, Sept. 7 at Indianapolis and Sept. 14 at Carolina...Inactive for Games 12-15 with quad injury, but returned for finale at Houston, Dec. 28. **2007** – Appeared in all 16 games, with 11 starts (Games 1, 3-5, 7, 9 and 11-15) at FB...Rushed 6 times for 17 yards, including a 1-yard TD run, the first regular season rushing score of his career...Added 9 receptions for 33 yards. **2006** – Started 12 of 15 games and responded with 25 receptions for career-high 162 yards...Played in Games 1-15 - starting Games 1, 3-4, 6-10 and 12-15...Started all 3 postseason contests at fullback with 6 receptions for 16 yards. **2005** – Recovered from off-season pectoral injury to play eight games, with two starts...Three carries for 22 yards, adding four receptions for 15 yards and three special teams stops...Recorded first career rushing TD, starting postseason debut...Placed on Reserve/Non-Football Injury list for Games 1-8...Activated and played in Games 9-16, starting Games 14 and 16. **2004** – Played in 15 games with 2 starts while registering 13 receptions for 70 yards with 10 special teams tackles. **2003** – Participated in 6 games on special teams with Chicago...On practice squad for Games 1-10...Elevated to roster before Game 11. **2002** – Made NFL debut rookie season, starting in season finale for Dallas after beginning season



# 37 JasonMcKIE FB (cont.)

with Philadelphia...Began season on Eagles practice squad...Signed by Cowboys after Game 12; Inactive for Games 13-15 making NFL debut in season finale.

**COLLEGE** – Started 26 games at FB at Temple (1998-2001) where he was a two-time team captain, rushing for 700 yards and 8 TDs on 169 carries with 44 catches for 460 yards and 1 TD...As senior, Owls' second-leading rusher with 227 yards and 2 TDs on 36 carries, catching 10 passes for 57 yards...Compiled 93 yards rushing on 36 carries with 20 catches for 128 yards as junior...Started 5 games as sophomore, totaling 172 rushing yards on 35 carries with 14 catches for 75 yards and 1 TD...As true freshman rushed 57 times for 201 yards and 3 TDs...Graduated with communications degree.

**PERSONAL** – Prep Football Final's Offensive Player-of-the-Year as a senior at Gulf Breeze (Fla.) H.S. rushing for 1,281 yards and 16 TDs on 183 carries as a senior...Won prep wrestling class 5A 238-pound state championship as senior...Achieved highest GPA among senior high school football players before earning Athletic Director's Academic List honors at Temple as a junior...Third cousin, Aaron McKie, was a 15-year NBA veteran...Interned with the Bears broadcasting department during the 2006 off-season, hosting club shows and learning video editing techniques.

## JASONMcKIE



Year	Team	RUSHING							RECEIVING				
		GP	GS	Att	Yds	Avg	Lg	TD	No	Yds	Avg	Lg	TD
2002	Dallas	1	1	0	0	0.0	0	0	1	7	7.0	7	0
2003	Chicago	6	0	0	0	0.0	0	0	0	0	0.0	0	0
2004	Chicago	15	2	1	1	1.0	1	0	13	70	5.4	15	2
2005	Chicago	8	2	3	22	7.3	13	0	4	15	3.8	11	0
2006	Chicago	15	12	8	18	2.3	7	0	25	162	6.5	26	0
2007	Chicago	16	11	6	17	2.8	6	1	9	33	3.7	10	0
2008	Chicago	11	8	11	26	2.4	6	2	11	64	5.8	12	1
2009	Chicago	16	11	0	0	0.0	0	0	5	13	2.6	8	0
<b>NFL totals</b>		<b>88</b>	<b>47</b>	<b>29</b>	<b>84</b>	<b>2.9</b>	<b>13</b>	<b>3</b>	<b>68</b>	<b>364</b>	<b>5.4</b>	<b>26</b>	<b>3</b>

**ADDITIONAL STATISTICS:** Kickoff Returns — (2004, 3 for 65 yards, 25 long); (2005, 3 for 29, 17 long); (2006, 1 for 11, 11 long); (2008, 2 for 38, 20 long) **Total: 9 for 143 yards, 25 long; Special Teams Tackles** — (2002, 2); (2003, 2); (2004, 10); (2005, 3) **Total: 17.**

**CAREER HIGHS:** Rushes — 3 (3x), last at Carolina (9/14/08); **Rushing Yards** — 22, at Minnesota (1/1/06); **Long Rush** — 13, at Minnesota (1/1/06); **Rushing TDs** — 1 (3x), last at Carolina (9/14/08); **Receptions** — 5 (2x), last vs. Tampa Bay (12/17/06); **Receiving Yards** — 37, vs. San Francisco (10/29/06); **Long Reception** — 26, vs. San Francisco (10/29/06); **Receiving TDs** — 1 (3x), last at St. Louis (11/23/08).

### POSTSEASON

Year	Team	RUSHING							RECEIVING				
		GP	GS	Att	Yds	Avg	Lg	TD	No	Yds	Avg	Lg	TD
2005	Chicago	1	1	1	3	3.0	3t	1	0	0	0.0	0	0
2006	Chicago	3	3	0	0	0.0	0	0	6	16	2.7	4	0
<b>NFL totals</b>		<b>4</b>	<b>4</b>	<b>1</b>	<b>3</b>	<b>3.0</b>	<b>3t</b>	<b>1</b>	<b>6</b>	<b>16</b>	<b>2.7</b>	<b>4</b>	<b>0</b>

**POSTSEASON CAREER HIGHS:** Rushes — 1, vs. Carolina (1/15/06); **Rushing Yards** — 3, vs. Carolina (1/15/06); **Long Rush** — 3t, vs. Carolina (1/15/06); **Rushing TDs** — 1, vs. Carolina (1/15/06); **Receptions** — 3, vs. New Orleans (1/21/07); **Receiving Yards** — 8, vs. Indianapolis (2/4/07); **Long Reception** — 4 (2x), last vs. Indianapolis (2/4/07); **Receiving TDs** — 0.


**Robert  
MEACHEM**
**17**

HEIGHT: 6-2      WEIGHT: 210  
 COLLEGE: TENNESSEE  
 JOINED SAINTS: 01-07  
 NFL EXPERIENCE: 4  
 BORN: 9/28/84

**WR**

**NFL CAREER** – Meachem enjoyed a breakout season in 2009 and displayed his big play potential, appearing in 16 games with seven starts, hauling in 45 passes for 722 yards with nine touchdown grabs among his ten total scores. He finished the season tied with Marques Colston for first on the Saints in touchdown receptions and was ranked first in overall scores. He was the club's top deep threat, averaging a team-leading 16.0 yards per catch, including receptions of 54, 53 and 42 yards. Meachem also added six carries for 82 yards, including a 41-yard run. In his first three seasons, the University of Tennessee product and 2007 first round draft pick has totaled 57 receptions for 1,011 yards (17.7 avg.) and 12 touchdowns.

**CAREER TRANSACTIONS** – Signed to a five-year contract, 7/24/07; Drafted by the Saints in the first round (27th overall) of the 2007 NFL Draft.

**2009** – In most extensive action to date, appeared in all 16 games, including seven starts, adding 45 receptions for 722 yards (16.0 avg.) and nine touchdown grabs. He scored a tenth TD after stripping the ball from a DB and returning it to the end zone following an interception...Caught two passes for 51 yards, including a 39-yard TD and averaged 24.7 yards on six kickoff returns vs. Detroit, Sept. 13...Started at WR and caught two passes for 70 yards, including a 36-yard TD vs. New York Giants, Oct. 18...Started in three-wideout set and hauled in five receptions for 98 yards, including a 54-yard TD that tied the score at the end of the third quarter vs. Carolina, Nov. 8...Saw significant time in reserve role and had a career-long 41-yard run and fourth quarter 27-yard TD grab at St. Louis, Nov. 15...Started in a three-WR set and hauled in two passes - both for TDs - for ten yards in first multi-score game of his career at Tampa Bay, Nov. 22...Started in three-WR set vs. New England, Nov. 30 and posted a team-high five catches-four which went for first downs, including two key third down conversions - for 69 yards with a 38-yard TD...Started at Washington, Dec. 6 and turned in a career-best day, catching eight passes for 142 yards, including a 53-yard TD that tied the score with just over a minute left in regulation to send the game to overtime. Made spectacular, alert play when he stripped ball from S Kareem Moore after an interception, recovered fumble in mid-air and raced 44 yards for a TD. The game was his fifth straight contest with a TD and the second multi-score game of his career...Saw action in a reserve role at Atlanta, Dec. 13 and made four catches for 57 yards, including a 42-yard third down grab. Also gained four yards on a reverse on a key third and two play to keep a scoring drive alive...Started and caught two passes for 66 yards, including a 30-yard TD vs. Tampa Bay, Dec. 27...In NFC Championship vs. Minnesota, his 12-yard catch at the Vikings 22-yard line in overtime set up game-winning field goal. **2008** – Extremely productive in the first four games he appeared in, hauling in seven

# 17 Robert MEACHEM WR (cont.)

passes for 235 yards and two TDs during stretch with 12 catches for 189 yards and three TDs overall...Made NFL debut memorable, with first pro catch a 19-yard TD at Washington, Sept. 14...Had two grabs for 86 yards at Denver, including 74-yard reception...Caught a 52-yard pass and a 47-yard TD vs. San Francisco, Sept. 28...Hauled in two passes for 31 yards vs. Minnesota, Oct. 6...Took a reverse 20 yards for TD at Detroit, Dec. 21...Had three catches for 36 yards and a seven-yard TD vs. Carolina, Dec. 28. **2007** – Inactive for all 16 games...Offseason knee injury slowed his progress until late in season.

**COLLEGE** – Started 15 of 37 games in his three-year career in Knoxville, tallying 125 catches for 2,140 yards (17.1 avg.) with 17 TDs...Just sixth player in school history to gain over 2,000 receiving yards and left ranked fifth in TD catches...Had breakout 2006 season after posting 71 catches for a school-record 1,298 yards and 11 TDs... Earned All-American first-team honors from Football Writers Association and The Sporting News...All-SEC first-team pick...Gained over 100 yards receiving in six games...Played in 11 games as a sophomore in 2005, with two starts, and led team with 29 receptions for 383 yards (13.2 avg.) and two TDs...Played in every game in 2004 as a redshirt freshman and ranked third on team with 25 receptions for a team-high 459 yards (18.4-yard avg.) and four TDs...Redshirted in his first year after suffering August knee injury.

**PERSONAL** – All-State as senior at Booker T. Washington (Tulsa, Okla.) HS, recording 543 receiving yards and 10 TDs and rushing for 531 yards and eight TDs while guiding school to a 13-1 record and runner-up finish state championship finish...Played point guard on two-time state championship basketball team...Majored in communications.

## ROBERT MEACHEM



Year	Team	RECEIVING							RUSHING				
		GP	GS	No	Yds	Avg	Lg	TD	Att	Yds	Avg	Lg	TD
2007	New Orleans	0	0	0	0	0.0	0	0	0	0	0.0	0	0
2008	New Orleans	14	3	12	289	24.1	74	3	1	20	20.0	20t	1
2009	New Orleans	16	7	45	722	16.0	54t	9	6	82	13.7	41	0
<b>NFL totals</b>		<b>30</b>	<b>10</b>	<b>57</b>	<b>1,011</b>	<b>17.7</b>	<b>74</b>	<b>12</b>	<b>7</b>	<b>102</b>	<b>14.6</b>	<b>41</b>	<b>1</b>

**ADDITIONAL STATISTICS:** Kickoff Returns — (2008, 1 ret., 9 yds., 9.0 avg., 9 long); (2009, 6 ret., 148 yds., 24.7 avg., 42 long) **Total: 7 ret., 157 yds., 22.4 avg., 42 long.**

**CAREER HIGHS:** Receptions — 8, at Washington (12/6/09); Receiving Yards — 142, at Washington (12/6/09); Long Reception — 74, at Denver (9/21/08); Receiving TDs — 2, at Tampa Bay (11/22/09); Rushes — 1 (7x), last at Atlanta (12/13/09); Rushing Yards — 41, at St. Louis (11/15/09); Long Rush — 41, at St. Louis (11/15/09); Rushing TDs — 1, at Detroit (12/21/08).

### POSTSEASON

Year	Team	RECEIVING							RUSHING				
		GP	GS	No	Yds	Avg	Lg	TD	Att	Yds	Avg	Lg	TD
2009	New Orleans	3	0	4	25	6.3	12	0	1	4	4.0	4	0
<b>NFL totals</b>		<b>3</b>	<b>0</b>	<b>4</b>	<b>25</b>	<b>6.3</b>	<b>12</b>	<b>0</b>	<b>1</b>	<b>4</b>	<b>4.0</b>	<b>4</b>	<b>0</b>

**CAREER HIGHS:** Receptions — 2 (2x), last vs. Indianapolis (2/7/10); Receiving Yards — 19, vs. Minnesota (1/24/10); Long Reception — 12, vs. Minnesota (1/24/10); Receiving TDs — 0; Rushes — 1, vs. Arizona (1/16/10); Rushing Yards — 4, vs. Arizona (1/16/10); Long Rush — 4, vs. Arizona (1/16/10); Rushing TDs — 0.


**Terrence  
METCALF**
**62**

HEIGHT: 6-4      WEIGHT: 310  
COLLEGE: MISSISSIPPI  
JOINED SAINTS: FA-10  
NFL EXPERIENCE: 8  
BORN: 1/28/78

**G**

**NFL CAREER** – Veteran offensive lineman comes to New Orleans, where he adds depth to the offensive line. In seven seasons with the Chicago Bears, Metcalf has started at both guard positions, appearing in 84 games, 25 of which he opened.

**CAREER TRANSACTIONS** – Signed by Saints to a one-year contract, 6/7/10; Released by Detroit Lions, 9/1/09; Signed by Lions, 8/17/09; Released by Chicago Bears 3/11/09; Signed six-year contract extension with Bears, 3/3/06; Re-signed by Bears to a one-year contract, 4/18/05; Signed by Bears to a three-year contract, 7/11/02; Chosen by Bears in the third round (93rd overall) of the 2002 NFL Draft.

**2009** – Went to training camp with Detroit. **2008** – Appeared in six games as reserve for Bears. **2007** – Saw action in every game, including five consecutive starts at LG from games 9-13...Was a constant on special teams units. **2006** – Participated in every game for Chicago, including playoffs, as a reserve offensive lineman and on special teams. **2005** – Started first 12 games for Chicago at RG before shoulder injury forced him to miss three of the last four contests and divisional playoff...Contributed to line allowing less than two sacks per game and Thomas Jones rushing for over 1,300 yards during 13 games played. **2004** – Participated in 13 games for Chicago as a reserve lineman and on special teams, starting the final five games at LG. **2003** – Appeared in 11 games, primarily on special teams, starting two at RG and saw action on line in four other contests. **2002** – Participated in nine of Chicago's final ten games, performing on special teams and as an extra lineman in goal-line situations.

**COLLEGE** – Started all but six games played during his five-year career at Ole Miss (1997-2001)...Did not allow a sack while starting every game at LT as a junior and senior...First-team All-American and consensus first-team all-SEC, while starting 11 games at LT as a senior...Garnered first-team All-SEC recognition as a junior while starting 12 games at LT that tied for third in NCAA with seven sacks allowed...Earned second-team All-America honors as a sophomore...Received medical redshirt in 1998 after suffering a season-ending ankle injury in his third start...Started all 12 games as a true freshman...Finished career as school record-holder with a 500-pound bench press...Majored in management.

**PERSONAL** – Considered one of the nation's top offensive line prospects at Clarksdale (Miss.) HS, earning All-State and Parade All-America honors as a

## 62 TerrenceMETCALF G (cont.)

senior...Two-way star had 104 tackles and seven sacks as a junior DT...He and wife Tonya have one son, DeKaylin and three daughters, Zharia, Zkyra and Zoe.

**TERRENCEMETCALF**

**Games Played/Started: Chicago** — (2002, 9/0); (2003, 11/2); (2004, 13/5); (2005, 13/13); (2006, 16/0); (2007, 16/5); (2008, 6/0) **Totals: 84/25**

**POSTSEASON**

**Games Played/Started: Chicago** — (2006, 3/0) **Totals: 3/0**



# Marvin MITCHELL 50

**HEIGHT: 6-3      WEIGHT: 249**

**COLLEGE: TENNESSEE**

**JOINED SAINTS: FA-07**

**NFL EXPERIENCE: 4**

**BORN: 10/21/84**

**LB**

**NFL CAREER** – Over his first three seasons, Mitchell has established himself as one of the Saints' top special teams performers. Mitchell has 42 stops on coverage units since joining the Saints, including a career-best 16 in 2009. Because of his strength and sure tackling, the former seventh-round draft choice has also appeared in the Saints' goal-line and 3-4 defensive packages, posting a career-high 24 tackles in 2009.

**CAREER TRANSACTIONS** – Re-signed, 4/10/10 (RFA); Signed to the active roster off of the practice squad, 10/6/07; Signed to the practice squad, 9/2/07; Waived, 9/1/07; Signed to a three-year contract, 6/19/07; Selected by Saints in the seventh round (220th overall) of the 2007 NFL Draft.

**2009** – Played in 14 games with his first two career starts...Inactive for games 12 and 13 due to hamstring injury...Recorded career-highs in both defensive tackles and special teams stops, making 24 tackles (16 solo) and 16 coverage stops...Appeared in all three postseason games, starting Super Bowl XLIV in a 3-4 set, making four tackles (two solo) and one special teams stop...Made his first NFL start at ILB in a 3-4 set in season opener vs. Detroit, Sept. 13 and made three special teams tackles...Had two solo tackles and tied a career-high with three special teams stops vs. New York Giants, Oct. 18...Started at MLB in regular season finale at Carolina, Jan. 3 and posted a career-high nine tackles (four solo), two for a loss and added a special teams stop. **2008** – Played in 15 games primarily on special teams, declared inactive at Tampa Bay, Nov. 30...Recorded 15 special teams tackles...Had a goal line stop at Kansas City, Nov. 16. Also had three special teams tackles against the Chiefs, tying career-



high. **2007** – Played in 10 games after starting season on the practice squad, was inactive for three contests, and recorded 11 tackles on special teams...Signed to active roster, Oct. 6, and made NFL debut against Carolina the next day, making a special teams tackle...Notched season-best three special teams stops vs. Arizona, Dec. 16.

**COLLEGE** – A team captain as a senior, playing in 40 games (15 starts) during career, finishing with 154 stops...Led Volunteers in 2006 with 104 stops, adding three pass defenses and a two forced fumbles...Started all 13 contests and voted permanent team captain for final eight games...Played in 11 games as junior with two starts... Sat out 2004 on medical redshirt, suffering knee injury in previous year's bowl practice...Played in all 12 games as sophomore, primarily on special teams...Played in four games, notching eight tackles as a true freshman.

**PERSONAL** – Attended Virginia Pilot (Norfolk, Va.) HS...All-district as both TE and LB and senior co-MVP...Caught 29 passes for 500 yards and had six interceptions, five sacks and 131 tackles as senior...Also played basketball, ran track and threw shot put.

## MARVINMITCHELL



### MARVIN MITCHELL

Year	Team	GP	GS	Tot	TACKLES				Yds	INTERCEPTIONS					FUMBLES		
					Solo	Asst	Sk			No	Yds	Lg	TD	PD	FF	FR	Yds
2007	New Orleans	10	0	0	0	0	0.0	0.0	0.0	0	0	0	0	0	0	0	0
2008	New Orleans	15	0	1	1	0	0.0	0.0	0.0	0	0	0	0	0	0	0	0
2009	New Orleans	14	2	24	16	8	0.0	0.0	0.0	0	0	0	0	0	0	0	0
<b>NFL Totals</b>		<b>39</b>	<b>2</b>	<b>25</b>	<b>17</b>	<b>8</b>	<b>0.0</b>	<b>0.0</b>	<b>0.0</b>	<b>0</b>	<b>0</b>	<b>0</b>	<b>0</b>	<b>0</b>	<b>0</b>	<b>0</b>	<b>0</b>

**ADDITIONAL STATISTICS: Special Teams Tackles** — (2007, 11); (2008, 15); (2009, 16) **Total: 42.**

**CAREER HIGHS: Tackles** — 9, at Carolina (1/3/10); **Sacks** — 0; **Interceptions** — 0; **Passes Defensed** — 0; **Forced Fumbles** — 0; **Fumble Recoveries** — 0; **Special Teams Tackles** — 3 (4x), last vs. N.Y. Giants (10/18/09).

### POSTSEASON

Year	Team	GP	GS	Tot	TACKLES				Yds	INTERCEPTIONS					FUMBLES		
					Solo	Asst	Sk			No	Yds	Lg	TD	PD	FF	FR	Yds
2009	New Orleans	3	1	4	2	2	0.0	0.0	0.0	0	0	0	0	0	0	0	0
<b>NFL Totals</b>		<b>3</b>	<b>1</b>	<b>4</b>	<b>2</b>	<b>2</b>	<b>0.0</b>	<b>0.0</b>	<b>0.0</b>	<b>0</b>	<b>0</b>	<b>0</b>	<b>0</b>	<b>0</b>	<b>0</b>	<b>0</b>	<b>0</b>

**ADDITIONAL POSTSEASON STATISTICS: Special Teams Tackles** — (2009, 1) **Total: 1**

**POSTSEASON CAREER HIGHS: Tackles** — 2, vs. Arizona (1/16/10); **Sacks** — 0; **Interceptions** — 0; **Passes Defensed** — 0; **Forced Fumbles** — 0; **Fumble Recoveries** — 0; **Special Teams Tackles** — 1, vs. Minnesota (1/24/10).



# Lance MOORE

# 16

HEIGHT: 5-9

WEIGHT: 190

COLLEGE: TOLEDO

JOINED SAINTS: FA-06

NFL EXPERIENCE: 5

BORN: 8/31/83

WR

**NFL CAREER** – A proven veteran, the crafty Moore has played an important role in the Saints wideout rotation. A study in perseverance, Moore's career took flight in 2007 after spending the majority of 2005 and 2006 seasons on the practice squad. He's also served as a punt returner and kick returner during his time in New Orleans. For his career, the versatile performer has 126 receptions for 1,393 yards (11.1 avg.) with 14 touchdowns, in addition to two carries for seven yards and another TD. Moore has also returned 18 kickoffs for 354 yards (19.7 avg.) and 33 punts for 270 yards (8.2 avg.).

**CAREER TRANSACTIONS** – Re-signed to a one-year contract (RFA), 6/19/10; Re-signed to a one-year contract (RFA), 4/22/09; Signed to reserve/future contract, 1/26/07; Signed to practice squad, 10/30/06; Waived, 10/29/06; Signed to active roster, 1/3/06; Signed to practice squad, 12/15/05; Waived, 12/12/05; Signed to active roster, 11/16/05; Signed by Saints to practice squad, 9/26/05; Waived by Cleveland Browns, 8/29/05; Signed by Cleveland as undrafted free agent, 4/29/05.

**2009** – Appeared in seven games in a campaign interrupted by hamstring and ankle injuries...Recorded 14 receptions for 153 yards and two TDs...In postseason had five receptions for 32 yards and caught a two-point conversion...Caught two passes for 38 yards in season opener vs. Detroit, Sept. 13...Inactive for contest at Buffalo, Sept. 27 due to hamstring injury suffered at Philadelphia, Sept. 20...Caught one pass for one yard in return vs. New York Jets, Oct. 4...Had most productive day of 2009 with six receptions for 78 yards and a TD vs. New York Giants, Oct. 18...Had two receptions for 18 yards at Miami, Oct. 25...Caught two passes for 11 yards vs. Atlanta, Nov. 2, but sprained ankle caused him to miss next six games...Returned vs. Dallas, Dec. 19 and had seven-yard TD reception...Started in three-receiver set in NFC Championship Game, Jan. 24 and had a five-yard reception...In Super Bowl XLIV, held onto a two-point conversion attempt in fourth quarter to extend New Orleans' lead to 24-17 and also had two receptions for 21 yards. **2008** – Played in 16 games, with career-high six starts, and became club's most consistent target over course of season...Registered only three catches for 24 yards in first two contests, then caught fire over last 14 games, finishing with team-high 79 catches for 928 yards (11.7 avg.) and 10 TDs...Set club record with a scoring grab in five-straight contests (10/26-11/30) and posted three multi-TD games...Consistent performer had at least five catches in 10 of last 14 games...After seven-catch, 78-yard day at Denver, Sept. 21, hauled in seven catches for 101 yards and a pair of TDs vs. San Francisco the

following week...Tallied 97 yards on seven grabs vs. Oakland, Oct. 12...Started TD streak vs. San Diego, hauling in six catches for 90 yards and a TD, and would reach end zone in the next four games...Posted back-to-back 100-yard performances, including a season-high eight catches for 102 at Kansas City and five grabs for career-high 115 yards vs. Green Bay, Nov. 24, with a 70-yard catch-and-run for a TD...Closed season with eight receptions for 91 yards and a pair of fourth-quarter TDs vs. Carolina, Dec. 28. **2007** – Played in all 16 games for first time in his career, including first four starts...Had 32 catches to rank sixth on team for 302 yards (9.4 avg.), and two TDs...Led the club with 20 punt returns for 185 yards, with a long of 48, with 9.8 avg. ranking 11th in the NFL...Hauled in six catches for 54 yards - both season-high totals, vs. Tennessee, Sept. 24...Had three more grabs for 35 yards, including a 20-yard reception, at Seattle, Oct. 14. Added a seven-yard TD on his first career rushing attempt for his first NFL touchdown, the initial start of his career...Oct. 21 vs. Atlanta, had a career-long 48-yard punt return...Hauled in three passes for 26 yards vs. Jacksonville, Nov. 4, including his first career TD reception, an eight-yard grab that gave the Saints the lead for good. **2006** – Saw action on special teams and at WR at Green Bay, Sept. 17 and had two punt returns for 28 yards, including a 25-yarder... Waived, Oct. 29 and re-signed to practice squad following day, where he remained for rest of the season. **2005** – Promoted from practice squad to active roster, Nov. 16...Declared inactive for three games before being waived and re-signed to practice squad...Originally went to training camp with Cleveland before being waived and signed by the Saints to the practice squad, Sept. 26.

**COLLEGE** – Had 4,146 all-purpose yards at Toledo and set school records with 222 receptions for 2,776 yards and 25 TDs in 50 career games from 2001-04...Also gained 902 yards on 42 kick returns and 399 yards and a pair of TDs on punt returns...Only player in Toledo record books to gain over 1,000 yards receiving twice and set a school season mark with 14 TD grabs as a senior...Was a first-team All-Mid American Conference selection his final two seasons.

**PERSONAL** – Majored in business...Attended Westerville (Ohio) South HS...Set state high school records for receptions (103) and touchdown catches (24) as senior...Full name: Lance Andrew Moore...Allocated to NFL Europe's Berlin Thunder in Spring, 2006...Brother, Nick, was also a standout wideout at Toledo and is currently with the St. Louis Rams...Born in Columbus, Ohio.

## 16 LanceMOORE WR (cont.)

## LANCEMOORE



Year	Team	RECEIVING						RUSHING					
		GP	GS	No	Yds	Avg	Lg	TD	Att	Yds	Avg	Lg	TD
2006	New Orleans	4	0	1	10	10.0	10	0	0	0	0.0	0	0
2007	New Orleans	16	4	32	302	9.4	22	2	2	7	3.5	7t	1
2008	New Orleans	16	6	79	928	11.7	70t	10	0	0	0.0	0	0
2009	New Orleans	7	0	14	153	10.9	22	2	0	0	0.0	0	0
<b>NFL totals</b>		<b>43</b>	<b>10</b>	<b>126</b>	<b>1,393</b>	<b>11.1</b>	<b>70t</b>	<b>14</b>	<b>2</b>	<b>7</b>	<b>3.5</b>	<b>7t</b>	<b>1</b>

		KICKOFF RETURNS					PUNT RETURNS					
Year	Team	No	Yds	Avg	Lg	TD	No	FC	Yds	Avg	Lg	TD
2006	New Orleans	0	0	0.0	0	0	6	2	45	7.5	25	0
2007	New Orleans	17	318	18.7	32	0	20	15	185	9.3	48	0
2008	New Orleans	1	36	36.0	36	0	6	13	40	6.7	11	0
2009	New Orleans	0	0	0.0	0	0	1	2	0	0.0	0	0
NFL totals		18	354	19.7	36	0	33	32	270	8.2	48	0

**ADDITIONAL STATISTICS:** Passing — 0-for-1 for 0 yards and 1 INT with a 0.0 passer rating in 2008.


**CAREER HIGHS:** **Receptions** — 8 (2x), last vs. Carolina (12/28/08); **Receiving Yards** — 115, vs. Green Bay (11/24/08); **Long Reception** — 70t, vs. Green Bay (11/24/08); **Receiving TDs** — 2 (3x), last vs. Carolina (12/28/08); **Rushes** — 1 (2x), last at Houston (11/18/07); **Rushing Yards** — 7, at Seattle (10/14/07); **Long Rush** — 7t, at Seattle (10/14/07); **Rushing TDs** — 1, at Seattle (10/14/07); **Kickoff Returns** — 5, vs. Tampa Bay (12/2/07); **Kickoff Return Yards** — 83, vs. Tampa Bay (12/2/07); **Long Kickoff Return** — 32, vs. Tampa Bay (12/2/07); **Kickoff Returned for TD** — 0; **Punt Returns** — 4, at San Francisco (10/28/07); **Punt Return Yards** — 55 vs. Atlanta (10/21/07); **Long Punt Return** — 48, vs. Atlanta (10/21/07); **Punt Returned for TD** — 0.

## POSTSEASON

Year	Team	RECEIVING						RUSHING					
		GP	GS	No	Yds	Avg	Lg	TD	Att	Yds	Avg	Lg	TD
2009	New Orleans	3	1	5	32	6.4	21	0	0	0	0.0	0	0
<b>NFL totals</b>		<b>3</b>	<b>1</b>	<b>5</b>	<b>32</b>	<b>6.4</b>	<b>21</b>	<b>0</b>	<b>0</b>	<b>0</b>	<b>0.0</b>	<b>0</b>	<b>0</b>

**ADDITIONAL POSTSEASON STATISTICS:** Two-Point Conversions — (2009, 1) Total: 1.

**POSTSEASON CAREER HIGHS:** **Receptions** — 2 (2x), last vs. Indianapolis (2/7/10); **Receiving Yards** — 21, vs. Indianapolis (2/7/10); **Long Reception** — 21, vs. Indianapolis (2/7/10); **Receiving TDs** — 0; **Rushes** — 0; **Rushing Yards** — 0; **Long Rush** — 0; **Rushing TDs** — 0.

Thomas  
MORSTEAD

6

HEIGHT: 6-4 WEIGHT: 225

COLLEGE: SOUTHERN METHODIST

JOINED SAINTS: 05-09

NFL EXPERIENCE: 2

BORN: 3/8/86

P

**NFL CAREER** — The club's fifth round draft choice in 2009 from SMU, Morstead immediately became a weapon in the field position game with his strong leg, outstanding placement abilities and booming kickoffs. He recorded a 43.6 gross punting average, finished fourth in the NFL with 27 touchbacks on

kickoffs and was named NFC Special Teams Player of the Week twice as a rookie, the only Saints punter to have received this honor two times in a season.

**CAREER TRANSACTIONS** – Signed to a four-year contract, 7/30/09; Drafted in the fifth round (164th overall) of 2009 NFL Draft.

**HONORS** – **2009:** NFC Special Teams Player of the Week (Week 11); NFC Special Teams Player of the Week (Week 17).

**2009** – Played in all 16 games, finishing with a 43.6 gross average and 36.0 net average on 58 punts, with 18 kicks being downed inside the 20...Also handled kickoff chores for 15 games and put 58 of 99 kicks into the end zone with 27 going for touchbacks, the fourth-highest NFL total...In the postseason, had a 47.5 gross average and an NFL-leading 44.8 net average on 13 punts with six inside the 20, while an NFL-high six of his 19 kickoffs were touchbacks...Punted twice in his NFL debut vs. Detroit, Sept. 13, averaging 48 yards per kick and put six of eight kickoffs into the end zone, three resulting in touchbacks...Averaged 52 yards and 50.3 net on three punts at Philadelphia, Sept. 20, including a career-long 60-yarder, putting one inside the 20-yard line, setting career-highs for gross and net...Averaged 38 yards on five punts with two downed inside the 20-yard line and knocked all five kickoffs into end zone with four touchbacks vs. New York Jets, Oct. 4...On four punts vs. New York Giants, Oct. 18, averaged 45 yards and made first career tackle with a TD-saving stop on kickoff...Punted three times vs. Carolina, Nov. 8, averaging 38.7 yards with his last punt downed at two-yard line with DT Anthony Hargrove causing a fumble he returned for a TD on next play. Also had two touchbacks...Turned in an outstanding performance at Tampa Bay, Nov. 22, resulting in NFC Special Teams Player of the Week honors, dropping two punts inside the five-yard line and averaging 48.8 gross and 46.0 net on four punts. Also put six of seven kickoffs into the end zone, with four touchbacks...Averaged 43.3 yards on three punts and knocked all seven kickoffs into end zone with four touchbacks vs. New England, Nov. 30...Averaged 50.3 yards on four punts with a long of 57 vs. Dallas, Dec. 19...Became the second Saints punter in club history to capture NFC Special Teams Player of the Week twice, the first to do so in the same season, when he punted nine times for 46.3 gross and 42.3 net averages as seven of his kicks landed inside the 20-yard line, four inside the 10, at Carolina, Jan. 3...Had a postseason club record 66-yard punt and put seven of eight kickoffs in the end zone with three for touchbacks in NFC Divisional Playoff vs. Arizona...Punted seven times for 51.3 gross and 49.1 net averages, dropping four of them inside the 20-yard line and putting three kickoffs in end zone for touchbacks in NFC Championship vs. Minnesota...In Super Bowl XLIV, punted twice for a 44 yard gross and net average with one of them downed at the six-yard line and successfully executed an onside kick at the start of the second half that was recovered and led to a TD.

**COLLEGE** – A four-year letterman at SMU, averaging 43.4 yards on 166 career punts, including 59 that were downed inside the 20-yard line...Also handling placekicking duties, finished career ranked fifth in Mustangs history with 217 points - including a school-record streak of 78-straight PATs...Earned honor-



# 6 ThomasMORSTEAD P (cont.)

able mention All-Conference USA honors as a senior after averaging 41.8 yards on 59 punts (2,465 yards) with 20 downed inside the 20-yard line...As a junior, earned All-Conference USA first-team honors as he led the conference and ranked eighth in the nation with a 44.6 yard average on 57 punts, including 21 kicks inside the 20...Punting average ranked third all-time in school history...An All-Conference USA third-team choice, Academic All-C-USA pick and the recipient of SMU's Special Teams Award as a sophomore in 2006...Redshirted in 2005.

**PERSONAL** – Mechanical Engineering major...Attended Pearland (Texas) HS, where he received second-team All-District honors and was named Brazoria County Special Teams MVP as a senior, serving as both the kicker and punter...Also lettered in soccer and was a member of the National Honor Society, adding Academic All-State honors.

## THOMASMORSTEAD



Year	Team	G	No	Yds	Avg	Ret	Punting		TB	In 20	LG	Blk	Kickoffs		
							Yds	Net					KO	In	EZ TB
2009	New Orleans	16	58	2,528	43.6	25	358	36.0	4	18	60	0	99	58	27
<b>NFL totals</b>		<b>16</b>	<b>58</b>	<b>2,528</b>	<b>43.6</b>	<b>25</b>	<b>358</b>	<b>36.0</b>	<b>4</b>	<b>18</b>	<b>60</b>	<b>0</b>	<b>99</b>	<b>58</b>	<b>27</b>

**ADDITIONAL STATISTICS:** Special Teams Tackles — (2009, 1) **Total: 1.**

**CAREER HIGHS:** Punts — 9, at Carolina (1/3/10); **Most Yards** — 417, at Carolina (1/3/10); **Gross Avg.** — 52.0, at Philadelphia (9/20/09); **Net Avg.** — 50.3, at Philadelphia (9/20/09); **Most Punts Inside the 20** — 7, at Carolina (1/3/10); **Long Punt** — 60, at Philadelphia (9/20/09); **Kickoff Touchbacks** — 4 (3x), last at Atlanta (12/13/09); **Special Teams Tackles** — 1, vs. N.Y. Giants (10/18/09).

### POSTSEASON

Year	Team	G	No	Yds	Avg	Ret	Punting		TB	In 20	LG	Blk	Kickoffs		
							Yds	Net					KO	In	EZ TB
2009	New Orleans	3	13	618	47.5	4	15	44.8	1	6	66	0	19	13	6
<b>NFL totals</b>		<b>3</b>	<b>13</b>	<b>618</b>	<b>47.5</b>	<b>4</b>	<b>15</b>	<b>44.8</b>	<b>1</b>	<b>6</b>	<b>66</b>	<b>0</b>	<b>19</b>	<b>13</b>	<b>6</b>

**CAREER HIGHS:** Punts — 7, vs. Minnesota (1/24/10); **Most Yards** — 359, vs. Minnesota (1/24/10); **Gross Avg.** — 51.3, vs. Minnesota (1/24/10); **Net Avg.** — 49.1, vs. Minnesota (1/24/10); **Most Punts Inside the 20** — 4, vs. Minnesota (1/24/10); **Long Punt** — 66, vs. Arizona (1/16/10); **Kickoff Touchbacks** — 3 (2x), last vs. Minnesota (1/24/10); **Special Teams Tackles** — 0.



## Carl NICKS

# 77

**HEIGHT:** 6-5      **WEIGHT:** 343  
**COLLEGE:** NEBRASKA  
**JOINED SAINTS:** D5B-08  
**NFL EXPERIENCE:** 3  
**BORN:** 5/14/85

**G**

**NFL CAREER** – Nicks continued to blossom into one of the finer young offensive linemen in the game in 2009, holding down the left guard spot he made his own during his rookie year a season prior. A powerful run blocker who also

has the wide wingspan and quick feet needed for pass protection, Nicks was a key factor in the Saints surrendering ranking first overall in the NFL in offense for the second consecutive season. The former collegiate tackle was selected by multiple publications for All-Rookie honors in 2008, and has continued on to be a fixture on the club's offensive front.

**CAREER TRANSACTIONS** – Signed to a three-year contract, 7/23/08; Drafted in the fifth-round (164th overall) of the 2008 NFL Draft.

**HONORS – 2008:** Pro Football Weekly All-Rookie, The Sporting News All-Rookie.

**2009** – Started at left guard in all 16 games, running his consecutive starts streak to 29 games just 32 contests into his career...Played a key role in the club's top-ranked offense, helping to improve a rushing game to rank sixth in the league to go along with the NFL's fourth-ranked passing attack that allowed just 20 sacks...Started at LG in the season-opener vs. Detroit, Sept. 13, and helped lead the way for 515 yards of total offense, including 157 rushing yards and allowing zero sacks...Started at left guard and helped pace the team's 493-yard offensive attack that produced 48 points in the victory over the N.Y. Giants, Oct. 18...Started at left guard in all three of the Saints' postseason victories. **2008** – After serving as a backup and goal-line tight end for the first three games, Nicks opened the final 13 contests at left guard and was a key component of an offensive unit that was ranked first in the NFL in yards per game and scoring, while setting a club record with only 13 sacks surrendered...After entering the starting lineup in the fourth game of the season, vs. San Francisco, the Saints would only give up nine sacks in the final 13 contests.

**COLLEGE** – Appeared in 23 games at Nebraska, starting 13 contests, including 11 at left tackle in 2007 and two at right tackle in 2006...During his two seasons with the Cornhuskers, he allowed just one sack...As a senior, he was named second-team All-Big 12 while registering 76 knockdowns blocks... Appeared in all 11 games as a junior in 2006, serving as the top backup at RT, where he started the final two games...Attended Hartnell (Salinas, Calif.) JC in 2005...Played as a reserve defensive tackle as a true freshman at New Mexico State in 2003, recording three tackles and a fumble recovery...Majored in sociology.

**PERSONAL** – Attended Salinas (Calif.) HS, where he was a standout defensive tackle and named Defensive Lineman of the Year in 2002 in his region...While at Hartnell Junior College, also competed on the track team in shot put and discus...He and his wife, Bridget, have a daughter, Serena...Born in San Francisco, Calif.

## CARL NICKS



Games Played/Started: New Orleans — (2008, 16/13); (2009, 16/16) Totals: 32/29

### POSTSEASON

Games Played/Started: New Orleans — (2009, 3/3) Totals: 3/3



# Tracy PORTER

# 22

HEIGHT: 5-11

WEIGHT: 186

COLLEGE: INDIANA

JOINED SAINTS: 02-08

NFL EXPERIENCE: 3

BORN: 8/11/86

CB

**NFL CAREER** – The fleet-footed Porter returned to the starting lineup for his second season and made a tremendous impact in the Saints defensive backfield. In the regular season, he appeared in 12 games and led the club's cornerbacks with 69 tackles, four interceptions, 16 pass defenses and two forced fumbles. The Port Allen, La. native proceeded to make two legendary interceptions in the postseason that played an important role in the Saints' run to the Super Bowl XLIV Championship.

**CAREER TRANSACTIONS** – Placed on injured reserve, 10/7/08; Signed to a four-year contract, 7/25/08; Selected in the second round (40th overall) of the 2008 NFL Draft.

**2009** – Appeared in 12 regular season games with 11 starts...Opened all three postseason games...Missed four games with a knee injury...Finished regular season with 69 tackles (50 solo), four interceptions, one returned for a TD, a team-leading 16 passes defended and two forced fumbles. Tackle, interception, pass defense and forced fumble totals led Saints cornerbacks...In the postseason, made 19 tackles (15 solo), two interceptions, one returned for a touchdown, one pass defense and one forced fumble...Picked up first interception of 2009 when he picked off Eagles QB Kevin Kolb on game's final play and added four tackles and a pass defense at Philadelphia, Sept. 20...Had eight tackles (five solo) with career-best four pass defenses before icing the victory with a 54-yard interception return for a TD at Miami, Oct. 25...Picked off a Matt Ryan pass and returned it 18 yards to help set up TD, adding eight tackles (six solo) and a pass defense vs. N.Y. Giants, Nov. 2...Posted six tackles (five solo) with two forced fumbles, one which was recovered by the Saints vs. Carolina, Nov. 8...In first start since missing four games with a knee injury, Porter made eight tackles (seven solo) and made a leaping interception of QB Josh Freeman in end zone, vs. Tampa Bay, Dec. 27...Contributed five solo tackles and a pass defense in NFC Divisional Playoff vs. Arizona...Had seven tackles (six solo), a forced fumble and an interception in NFC Championship Game. His pick of Brett Favre came late in regulation as Vikings were driving for a potential game-winning score...In Super Bowl XLIV, stepped in front of and picked off a pass by Peyton Manning that was returned 74 yards for a TD to increase New Orleans' lead to 31-17 with 3:12 remaining in the contest. The interception was the fourth-longest return in Super Bowl history. **2008** – Started all five games he appeared in and recorded 32 tackles (26 solo), one sack, one interception and knocked away five passes... Became the first Saint' rookie to earn an opening day start at CB since 2002 and

had a stellar debut vs. Tampa Bay, Sept. 7, making six tackles (three solo) and two pass defenses...Recorded nine tackles (eight solo) at Washington, Sept. 14...Led team with a career-high 10 tackles (nine solo) at Denver, Sept. 21...Had a big day vs. San Francisco, Sept. 28, making his first sack and later picking off his first pass, while totaling four tackles and a pass defense...Recorded three tackles and deflected a pair of passes before leaving game in fourth quarter with a season-ending dislocated right wrist vs. Minnesota, Oct. 6.

## 2009 GAME BY GAME

Date	Opp.	DEFENSE		SOLO	AST	TOT	SACK/YDS	INT/YDS	PD	FF	FR
9/13	DET	X	X	4	1	5	0 0	0 0	1	0	0
9/20	@PHI	X	X	2	2	4	0 0	1 0	1	0	0
9/27	@BUF	X	X	4	3	7	0 0	0 0	1	0	0
10/4	NYJ	X	X	4	1	5	0 0	0 0	0	0	0
10/18	NYG	X	X	4	2	6	0 0	0 0	3	0	0
10/25	@MIA	X	X	5	3	8	0 0	1 54	4	0	0
11/2	ATL	X	X	6	2	8	0 0	1 18	1	0	0
11/8	CAR	X	X	5	1	6	0 0	0 0	0	2	0
11/15	@STL	X	X	3	1	4	0 0	0 0	0	0	0
11/22	@TB						Inactive (knee)				
11/30	NE						Inactive (knee)				
12/6	@WAS						Inactive (knee)				
12/13	@ATL						Inactive (knee)				
12/19	DAL	X		4	1	5	0 0	0 0	4	0	0
12/27	TB	X	X	7	1	8	0 0	1 0	0	0	0
1/3	@CAR	X	X	2	1	3	0 0	0 0	1	0	0
2009 Season		12	11	50	19	69	0 0	4 72	16	2	0

**COLLEGE** – Only player in Indiana history to return a punt, interception and fumble for a touchdown in career...Started 43 career games, 29 at RCB, 13 at LCB and one at SS and finished with 212 tackles (175 solo), 16 interceptions for a school-record 413 yards in returns and a TD...Also had two forced fumbles and four fumble recoveries for 147 return yards, including a 76-yard TD...Also an excellent special teams performer, blocking a kick and returning 35 punts for 477 yards (13.6-avg.) and an 86-yard TD...All-Big Ten first-team selection as a senior in 2007 as he started every game, ranking second in league with six interceptions for 137 return yards, making a career-high 83 tackles (63 solo) with a nine-yard sack and two fumble recoveries, one returned for a TD...Also ranked third in Big Ten with 254 yards on 23 punt returns (11.0 avg.)...Earned All-Big Ten second-team honors as junior, finishing fourth in conference with four interceptions, a forced fumble and a fumble recovery...Returned 12 punts for 223 yards (18.6 avg.) and a TD, which would have led nation but he was two returns below qualifying minimum...Majored in recreational sports management.

**PERSONAL** – Born Tracy O'Neil Porter, Aug. 11, 1986 in Port Allen, La...Attended Port Allen (La.) HS, where he played only two seasons of football, but was first-team all-district as a senior...Second-team all-district as a junior despite missing seven games with right forearm fracture...Played quarterback, running back and wide receiver and cornerback on defense, where he had 11 interceptions with two TD returns as a senior...Averaged 47 yards per kickoff return and 28 yards per punt return in his final season...A prep basketball and track standout.

## 22 TracyPORTER CB (cont.)

## TRACYPORTER



Year	Team	GP	GS	Tot	TACKLES			Yds	INTERCEPTIONS					FUMBLES		
					Solo	Asst	Sk		No	Yds	Lg	TD	PD	FF	FR	Yds
2008	New Orleans	5	5	32	26	6	1.0	8.0	1	25	25	0	5	0	0	0
2009	New Orleans	12	11	69	50	19	0.0	0.0	4	72	54t	1	16	2	0	0
NFL totals		17	16	101	76	25	1.0	8.0	5	97	54t	1	21	2	0	0

**CAREER HIGHS:** Tackles — 10, at Denver (9/21/08); Sacks — 1, vs. San Francisco (9/28/08); Interceptions — 1 (5x), last vs. Tampa Bay (12/27/09); Int. Ret for TD — 1, at Miami (10/25/09); Passes Defensed — 4 (2x), last vs. Dallas (12/19/09); Forced Fumbles — 2, vs. Carolina (11/8/09); Fumble Recoveries — 0.

## POSTSEASON

Year	Team	GP	GS	Tot	TACKLES			Yds	INTERCEPTIONS					FUMBLES		
					Solo	Asst	Sk		No	Yds	Lg	TD	PD	FF	FR	Yds
2009	New Orleans	3	3	19	15	4	0.0	0.0	2	100	74t	1	1	1	0	0
NFL totals		3	3	19	15	4	0.0	0.0	2	100	74t	1	1	1	0	0

**POSTSEASON CAREER HIGHS:** Tackles — 7 (2x), last vs. Indianapolis (2/7/10); Sacks — 0; Interceptions — 1 (2x), last vs. Indianapolis (2/7/10); Int. Ret for TD — 1, vs. Indianapolis (2/7/10); Passes Defensed — 1, vs. Arizona (1/16/10); Forced Fumbles — 1, vs. Minnesota (1/24/10); Fumble Recoveries — 0.

DeMario  
PRESSLEY

90

HEIGHT: 6-3

WEIGHT: 301

COLLEGE: NORTH CAROLINA STATE

JOINED SAINTS: D5A-08

NFL EXPERIENCE: 3

BORN: 11/3/85

DT

**NFL CAREER** — Coming off a 2009 season that saw him play in his first seven career games, Pressley will again compete for a roster spot in New Orleans' interior defensive line rotation in 2010. Pressley, a former North Carolina State standout, was chosen by the Saints with their first pick in the fifth round (144th overall) of the 2008 NFL Draft and has made 25 tackles as a pro.

**CAREER TRANSACTIONS** — Signed to active roster from practice squad, 11/7/09; Signed to Saints practice squad, 9/7/09; Waived by Saints, 9/5/09; Placed on injured reserve, 7/27/08; Signed to a three-year contract, 7/15/08; Drafted by Saints in fifth round (144th overall) of the 2008 NFL Draft.

**2009** — Played in his first seven career games after being called up from the practice squad in midseason, making 25 tackles (12 solo)...Signed from the practice squad to the active roster, Nov. 7, and made his regular-season NFL debut vs. Carolina, Nov. 8, recording four tackles, with one of them coming behind the line of scrimmage...Notched seven tackles - two of them



for losses - from his reserve defensive tackle spot in the win at St. Louis, Nov. 15...Played extensively on the defensive line and notched six tackles (four solo) in the regular season-finale at Carolina, Jan. 3...Played as a reserve defensive tackle and made two tackles in the NFC Divisional Playoff win vs. Arizona...Saw limited playing time but didn't crack the stat sheet in the NFC Championship Game...Dressed but did not play as the team primarily used a three-man line in the Super Bowl XLIV win. **2008** - Spent entire rookie season on injured reserve, rehabilitating from a foot injury.

**COLLEGE** - Four-year letterman at North Carolina State, finishing career with 145 tackles, 4.5 sacks, two forced fumbles, two interceptions and a fumble recovery...Opened 31 of 42 career games...As a senior in 2007, recorded 41 tackles with 1.5 sacks and two interceptions...As a junior, was a second-team All-ACC choice as he had 46 tackles with two sacks and a forced fumble... Graduated in 2007 with a degree in sports management.

**PERSONAL** - Born Nov. 3, 1985 in Greensboro, N.C...Attended Dudley (Greensboro, N.C.) HS...Parade All-American and first-team All-USA Today selection...Had 28 sacks over his final two prep seasons...Also played center for basketball team and competed in track & field, throwing the shot put.

## DEMARIOPRESSLEY




Year	Team	TACKLES							INTERCEPTIONS					FUMBLES		
		GP	GS	Tot	Solo	Asst	Sk	Yds	No	Yds	Lg	TD	PD	FF	FR	Yds
2009	New Orleans	7	0	25	12	13	0.0	0.0	0	0	0	0	0	0	0	0
NFL totals		7	0	25	12	13	0.0	0.0	0	0	0	0	0	0	0	0

**CAREER HIGHS:** Tackles — 7, at St. Louis (11/15/09); Sacks — 0; Forced Fumbles — 0; Fumble Recoveries — 0; Interceptions — 0; Passes Defensed — 0.

### POSTSEASON

Year	Team	TACKLES							INTERCEPTIONS					FUMBLES		
		GP	GS	Tot	Solo	Asst	Sk	Yds	No	Yds	Lg	TD	PD	FF	FR	Yds
2009	New Orleans	2	0	2	1	1	0.0	0.0	0	0	0	0	0	0	0	0
NFL totals		2	0	2	1	1	0.0	0.0	0	0	0	0	0	0	0	0

**POSTSEASON CAREER HIGHS:** Tackles — 2, vs. Arizona (1/16/10); Sacks — 0; Forced Fumbles — 0; Fumble Recoveries — 0; Interceptions — 0; Passes Defensed — 0.



# Pierson PRIOLEAU

# 31

HEIGHT: 5-11      WEIGHT: 188  
COLLEGE: VIRGINIA TECH  
JOINED SAINTS: UFA-09 (JAX)  
NFL EXPERIENCE: 12  
BORN: 8/6/77

**S**

**NFL CAREER** – Entering his 12th season, the veteran safety has been a solid defender and standout special teams performer throughout his career. Prioleau signed with the Saints as a free agent in 2009 and appeared in all 16 games, making 18 tackles, a pass defense and fumble recovery. He proved valuable on special teams, where he led New Orleans with 21 stops. He's appeared in 145 career contests in his career, with 49 starts in stints with five clubs. Four of his stops have been with Saints' defensive coordinator Gregg Williams, who values Prioleau's versatility and leadership. His career totals include 389 tackles, 5.5 sacks, six forced fumbles, three fumble recoveries, one interception and 151 stops on special teams.

**CAREER TRANSACTIONS** – Re-signed to a one-year contract, 3/5/10; Signed by Saints to a one-year contract, 3/26/09 (UFA-JAX); Signed by Jacksonville Jaguars to a one-year contract, 4/29/08 (UFA-WAS); Placed on injured reserve by Washington Redskins, 9/12/06; Signed by Washington, 3/16/05; Released by Buffalo Bills, 3/14/05; Signed by Buffalo to a three-year contract extension, 9/25/02; Re-signed by Buffalo to one-year contract, 4/16/02 (RFA); Signed by Buffalo to a one-year contract, 11/7/01; Waived by San Francisco 49ers, 9/2/01; Signed by San Francisco to a three-year contract, 7/27/99; Drafted by San Francisco in the fourth round (110th overall) of the 1999 draft.

**2009** - Played in 16 games with one start as an extra DB and made 18 tackles, a pass defense and a fumble recovery, leading team with 21 special teams stops...Recorded one tackle as reserve DB and had season-high four special teams tackles vs. Atlanta, Nov. 2...Recovered a fumble and made a special teams tackle vs. Carolina, Nov. 8...Started in dime defense vs. New England, Nov. 20 and recorded a pass defense with a special teams tackle...Saw extended playing time at S in season finale at Carolina, Jan. 3 and had season-high six tackles (four solo)...Played in all three postseason contests and tied for team lead with four special teams tackles. **2008** – Appeared in all 16 games with one start for Jacksonville and recorded 18 tackles (15 solo) and two pass defenses, leading the Jaguars with 22 special teams tackles (16 solo)...Recorded team-high three special teams tackles and recovered an onside kick that led to field goal vs. Buffalo, Sept. 14...Had three special teams stops vs. Houston, Sept. 28. **2007** – Played in 15 games with four starts for Washington and finished with 38 tackles (24 solo), while adding 16 special teams stops...Recorded three tackles in 100th

career game vs. New York Giants, Sept. 23...Started at New England, Oct. 28 and finished with season-high seven tackles, and led with two special teams stops...Registered three special teams tackles vs. Buffalo, Dec. 2. **2006** – With Washington, injured knee in opener and placed on injured reserve. **2005** – Played in 15 games with six starts in Washington... Recorded 29 tackles (31 solo) with a career-high three sacks, four pass defenses, a forced fumble and a fumble recovery...Ranked fourth on team with 21 special teams tackles. **2004** – With Buffalo, played in all 16 games for third consecutive season and started two contests...Finished with 37 tackles (14 solo) and a fumble recovery...Recorded season-high five special teams tackles at San Francisco, Dec. 26. **2003** – Played in all 16 games for the second consecutive season with six starts with Buffalo...Posted 37 tackles (23 solo), a forced fumble and five deflected passes...Blocked a punt which resulted in a safety at Kansas City, Oct. 26. **2002** – Started all 16 games in first full season with Bills...Registered career-high 86 tackles (64 solo), a sack and four passes defended. **2001** – After signing with Buffalo at midseason, appeared in six games with two starts and finished with 30 tackles (21 solo), one sack and a forced fumble...Led team with 13 tackles (10 solo), a sack and forced a fumble at Miami, 1/6/02. **2000** – Registered 38 tackles (33 solo) and made first career interception, while starting six of 14 games for San Francisco... Had first career interception vs. Oakland, Oct. 8. **1999** – Appeared in 14 games with five starts for San Francisco...Led all 49ers rookies with 48 tackles (40 solo) along with 10 pass defenses and a forced fumble.

**COLLEGE** – Four-year letterman and two-time All-Big East selection at Virginia Tech, playing rover and OLB...Started every game as a senior and finished with 61 tackles (41 solo) and two interceptions, including an 85-yard return for a TD vs. Boston College as he earned third team All-America honors from The Sporting News...Named first-team All-Big East as a junior, when he displayed playmaking abilities with two interceptions, a fumble recovery for a TD and two sacks...Started every game as a sophomore at rover, recording 71 stops and two sacks...Played mostly on special teams and as a reserve DB as a freshman and made 24 tackles...Majored in interdisciplinary studies.

**PERSONAL** – Born in Alvin, S.C....Married (Alicia) with sons Pierson Jalen (P.J.), Parker Jayden and Pace Jordan...Attended Macedonia (Alvin, S.C.) HS...Played both sides of ball and finished with over 900 yards rushing and 800 yards receiving, with 23 TDs, also starting at DB...Earned All-Region honors as junior and senior...Holds school record with 43' 1/2" vertical jump...Has been heavily involved in community affairs, including distributing Thanksgiving baskets and giving away coats during the holidays...While with Redskins, helped launch the NFL Atlas & Athena Schools program to combat use of steroids and HGH at the high school level...Name pronounced "PEER-sun PRAY-low".

## 31 PiersonPRIOLEAU S (cont.)

## PIERSONPRIOLEAU



Year	Team	GP	GS	Tot	TACKLES			Yds	INTERCEPTIONS					FUMBLES		
					Solo	Asst	Sk		No	Yds	Lg	TD	PD	FF	FR	Yds
1999	San Francisco	14	5	48	40	8	0.0	0.0	0	0	0	0	10	1	0	0
2000	San Francisco	14	6	38	33	5	0.0	0.0	1	13	13	0	4	2	0	0
2001	Buffalo	6	2	30	21	9	1.0	11.0	0	0	0	0	1	1	0	0
2002	Buffalo	16	16	86	64	22	1.0	10.0	0	0	0	0	4	0	0	0
2003	Buffalo	16	6	37	23	14	0.5	6.5	0	0	0	0	5	1	0	0
2004	Buffalo	16	2	37	14	23	0.0	0.0	0	0	0	0	1	0	1	12
2005	Washington	15	6	39	31	8	3.0	9.0	0	0	0	0	4	1	1	4
2006	Washington	1	0	0	0	0	0.0	0.0	0	0	0	0	0	0	0	0
2007	Washington	15	4	38	24	14	0.0	0.0	0	0	0	0	0	0	0	0
2008	Jacksonville	16	1	18	15	3	0.0	0.0	0	0	0	0	2	0	0	0
2009	New Orleans	16	1	18	12	6	0.0	0.0	0	0	0	0	1	0	1	0
<b>NFL totals</b>		<b>145</b>	<b>49</b>	<b>389</b>	<b>277</b>	<b>112</b>	<b>5.5</b>	<b>36.5</b>	<b>1</b>	<b>13</b>	<b>13</b>	<b>0</b>	<b>32</b>	<b>6</b>	<b>3</b>	<b>16</b>
<b>Saints totals</b>		<b>16</b>	<b>1</b>	<b>18</b>	<b>12</b>	<b>6</b>	<b>0.0</b>	<b>0.0</b>	<b>0</b>	<b>0</b>	<b>0</b>	<b>0</b>	<b>1</b>	<b>0</b>	<b>1</b>	<b>0</b>

**ADDITIONAL STATISTICS:** Blocked Punts — (2003, 1) **Total: 1**; Special Teams Tackles — (1999, 5); (2000, 10); (2001, 6); (2002, 10); (2003, 12); (2004, 28); (2005, 21); (2007, 16); (2008, 22); (2009, 21) **Total: 151**.

**CAREER HIGHS:** Tackles — 13, at Miami (1/6/02); Sacks — 1 (5x), last at Philadelphia (1/1/06); Interceptions — 1, vs. Oakland (10/8/00); Int. Ret for TD — 0; Passes Defensed — 2 (2x), last vs. Oakland (10/8/00); Forced Fumbles — 1 (6x), last at Arizona (12/11/05); Fumble Recoveries — 1 (3x), last vs. Carolina (11/8/09); Special Teams Tackles — 5, at San Francisco (12/26/04).

## POSTSEASON

Year	Team	GP	GS	Tot	TACKLES			Yds	INTERCEPTIONS					FUMBLES		
					Solo	Asst	Sk		No	Yds	Lg	TD	PD	FF	FR	Yds
2005	Washington	2	0	7	6	1	0.0	0.0	0	0	0	0	0	0	0	0
2007	Washington	1	0	0	0	0	0.0	0.0	0	0	0	0	0	0	0	0
2009	New Orleans	3	0	0	0	0	0.0	0.0	0	0	0	0	1	0	0	0
<b>NFL Totals</b>		<b>6</b>	<b>0</b>	<b>7</b>	<b>6</b>	<b>1</b>	<b>0.0</b>	<b>0.0</b>	<b>0</b>	<b>0</b>	<b>0</b>	<b>0</b>	<b>1</b>	<b>0</b>	<b>0</b>	<b>0</b>
<b>Saints Totals</b>		<b>3</b>	<b>0</b>	<b>0</b>	<b>0</b>	<b>0</b>	<b>0.0</b>	<b>0.0</b>	<b>0</b>	<b>0</b>	<b>0</b>	<b>0</b>	<b>1</b>	<b>0</b>	<b>0</b>	<b>0</b>

**ADDITIONAL STATISTICS:** Special Teams Tackles — (2005, 3); (2007, 1); (2009, 4) **Total: 8**; Special Teams Fumble Recoveries — (2005, 1) **Total: 1**.

**POSTSEASON CAREER HIGHS:** Tackles — 5, at Tampa Bay (1/7/06); Sacks — 0; Interceptions — 0; Int. Ret for TD — 0; Passes Defensed — 1, vs. Arizona (1/16/10); Forced Fumbles — 0; Fumble Recoveries — 0; Special Teams Tackles — 3, vs. Arizona (1/16/10).



Chris REIS

39

HEIGHT: 6-1

WEIGHT: 215

COLLEGE: GEORGIA TECH

JOINED SAINTS: FA-07

NFL EXPERIENCE: 4

BORN: 9/19/83

S

**NFL CAREER** — Reis has been a valuable performer on the special teams, playing in 44 games since joining the club in 2007. In 2009, he had a career-high 18 special teams tackles. His aptitude and instincts on special teams took a national spotlight in Super Bowl XLIV, when he recovered an onside kick

to open the second half. Reis also started his first game in 2009 and recorded his first career interception. He's posted 47 career special teams stops and has a forced fumble and fumble recovery to his credit.

**CAREER TRANSACTIONS** – Re-signed (RFA), 4/14/10; Signed to active roster from practice squad, 9/24/07...Signed to practice squad, 9/3/07...Waived, 9/1/07...Signed by Saints as a free agent and allocated to NFL Europe, 1/9/07...Waived by Atlanta Falcons, 8/27/06...Signed by Atlanta as an undrafted free agent, 5/1/06.

**2009** – Played in 15 games with first career start and made 11 tackles, one pass defense, one interception, while posting a career-high 18 special teams tackles and recovering a fumble on kick coverage...At Philadelphia, Sept. 20, had one defensive tackle, one special teams stop and recovered a fumble on the opening kickoff of the second half, leading to a TD...Tied career-high when he recorded four special teams tackles vs. New York Giants, Oct. 18 and at Washington, Dec. 6...Recorded his first interception, when he picked off Josh Freeman and had a 33-yard return at Tampa Bay, Nov. 22...Made first career start at Carolina, Jan. 3 and had career-high nine tackles in addition to three special teams stops...In Super Bowl XLIV, Feb. 7, made one of the game's biggest plays when he recovered an onside kick on the opening kickoff of the second half, giving the Saints the ball to acquire their first lead. Also had one special teams tackle. **2008** – Played in 15 games, primarily on special teams, inactive vs. Minnesota, Oct. 6, with hamstring injury...Had first career sack at Washington, Sept. 14...Forced a fumble that was recovered by Usama Young and led to a TD vs. San Diego, Oct. 26...Had career-high four special teams stops vs. Green Bay, Nov. 24...Saw extended action on defense vs. Carolina, Dec. 28 and had four tackles, adding two on special teams. **2007** – Played in 14 games, primarily on special teams, and made 13 tackles in kick coverage as well as three solo stops as a reserve DB...Signed to active roster Sept. 24 and made NFL debut that night vs. Tennessee...Recorded season-best two special teams stops three times...Saw first extended defensive action at Atlanta, Dec. 10, making three solo tackles.

**COLLEGE** – Two-year starter at Georgia Tech, totaling 195 tackles, 10 1/2 sacks, three interceptions and 10 pass defenses as he made 24 starts...Started at S as senior and made 84 tackles with two interceptions...Honorable mention All-ACC at OLB his junior year as he led team with eight sacks among his 70 tackles...Three-time member of ACC All-Academic football team (2003-04-05)...Received Georgia Tech Academic Excellence Award following senior season...Awarded the Captain's Captain Award and the Total Person Award at Tech's annual Yellow Jacket Celebration...Majored in Management.

**PERSONAL** – Totaled 226 tackles and 10 interceptions and also played WR and caught 183 passes for 2,595 yards while at Roswell (Ga.) HS...Allocated to NFL Europe by the Saints in Spring of 2007, where he was a first-team all NFLE performer at safety for the Cologne Centurions...Born Christopher Evan Reis on Sept. 19, 1983 in Canton, Ohio...Married to Michelle.



## 39 ChrisREIS S (cont.)

## CHRISREIS



Year	Team	GP	GS	Tot	TACKLES			Yds	INTERCEPTIONS					FUMBLES		
					Solo	Asst	Sk		No	Yds	Lg	TD	PD	FF	FR	Yds
2007	New Orleans	14	0	3	3	0	0.0	0.0	0	0	0	0	0	0	0	0
2008	New Orleans	15	0	5	4	1	1.0	3.0	0	0	0	0	0	0	0	0
2009	New Orleans	15	1	11	2	9	0.0	0.0	1	33	33	0	1	0	0	0
<b>NFL totals</b>		<b>44</b>	<b>1</b>	<b>19</b>	<b>9</b>	<b>10</b>	<b>1.0</b>	<b>3.0</b>	<b>1</b>	<b>33</b>	<b>33</b>	<b>0</b>	<b>1</b>	<b>0</b>	<b>0</b>	<b>0</b>

**ADDITIONAL STATISTICS:** Special Teams Tackles — (2007, 13); (2008, 16); (2009, 18) **Total: 47;** Special Teams Forced Fumbles — (2008, 1) **Total: 1;** Special Teams Fumble Recoveries — (2009, 1) **Total: 1.**

**CAREER HIGHS:** Tackles — 9, at Carolina (11/3/10); Sacks — 1, at Washington (9/14/08); Interceptions — 1, at Tampa Bay (11/22/09); Int. Ret for TD — 0; Passes Defensed — 1, at Tampa Bay (11/22/09); Forced Fumbles — 0; Fumble Recoveries — 0; Special Teams Tackles — 4 (3x), last at Washington (12/6/09); Special Teams Forced Fumbles — 1, vs. San Diego (10/26/08); Special Teams Fumble Recoveries — 1, at Philadelphia (9/20/09).

## POSTSEASON

Year	Team	GP	GS	Tot	TACKLES			Yds	INTERCEPTIONS					FUMBLES		
					Solo	Asst	Sk		No	Yds	Lg	TD	PD	FF	FR	Yds
2009	New Orleans	2	0	0	0	0	0.0	0.0	0	0	0	0	0	0	0	0
<b>NFL totals</b>		<b>2</b>	<b>0</b>	<b>0</b>	<b>0</b>	<b>0</b>	<b>0.0</b>	<b>0.0</b>	<b>0</b>	<b>0</b>	<b>0</b>	<b>0</b>	<b>0</b>	<b>0</b>	<b>0</b>	<b>0</b>

**ADDITIONAL POSTSEASON STATISTICS:** Special Teams Tackles — (2009, 3) **Total: 3**

**POSTSEASON CAREER HIGHS:** Tackles — 0; Sacks — 0; Interceptions — 0; Int. Ret for TD — 0; Passes Defensed — 0; Forced Fumbles — 0; Fumble Recoveries — 0; Special Teams Tackles — 2, vs. Minnesota (1/24/10).



# Courtney ROBY

# 15

HEIGHT: 6-0      WEIGHT: 189

COLLEGE: INDIANA

JOINED SAINTS: FA-09

NFL EXPERIENCE: 5

BORN: 1/10/83

**WR**

**NFL CAREER** — Roby arrived in New Orleans with little fanfare after being signed at midseason in 2008, but the speedster has made a significant impact on special teams. The former Indiana standout has averaged 26.7 yards on 61 kickoff returns as a Saint to rank first on the club all-time in return average. He's also recorded 25 special teams tackles. Originally a third-round draft choice of the Tennessee Titans in 2005, Roby has also had stints with Cincinnati and Indianapolis before joining the Saints.

**CAREER TRANSACTIONS** — Re-signed (RFA), 4/20/10; Re-signed, 9/15/09; Waived by Saints, 9/5/09; Re-signed to a one-year contract, 3/16/09; Placed on injured reserve, 12/8/08; Signed by Saints, 10/16/08; Waived by Indianapolis Colts, 9/12/08; Signed by Indianapolis, 1/2/08; Waived by Cincinnati Bengals, 10/26/07; Signed by Cincinnati, 10/16/07; Waived by Tennessee Titans, 9/1/07; Signed by Tennessee, 7/28/05; Drafted by Tennessee in

third round (68th overall) of the 2005 NFL Draft.

**2009** – In 15 games, caught one pass for six yards, returned 42 kickoffs for 1,154 yards (27.5 avg.) with one TD and finished second on club with 20 special teams tackles (13 solo)...Ranked fourth in the NFL in kickoff return average...In postseason, returned 11 kickoffs for 282 yards (25.6 avg.) and tied for team lead with four special teams stops...Recorded a career-high five special teams tackles vs. New York Giants, Oct. 18...Ran back kickoff 85 yards to set up field goal as part of career-high 185 yards on six returns at Miami, Oct. 25...Put Saints in lead on second half opening kickoff with a 97-yard runback for a TD, the first of his career and first by club since 2004, at St. Louis, Nov. 15...Ran a kick back 67 yards vs. Dallas, Dec. 19....Tallied three special teams tackles in NFC Divisional Playoff vs. Arizona...Had postseason club record 61-yard runback to open the third quarter, setting up field position in Minnesota territory for a touchdown drive in NFC Championship game...In Super Bowl XLIV, had four kickoff returns for a 25.5 average, made one special teams tackle and downed a punt at the Colts four-yard line. **2008** – After opening season with the Colts, Signed by Saints, Oct. 16 and appeared in five games...Returned 19 kickoffs for 472 yards (24.8 avg.) and had three special teams tackles before being placed on Injured Reserve with an ankle injury, Dec. 8...Including one appearance with Indianapolis in their season opener, had 24 returns for 473 yards and five special teams stops...In Saints debut, Nov. 9 vs. Atlanta, had five kick returns for 127 yards, including a 41-yard burst...Added a 54-yard return at Kansas City, Nov. 16 and 62-yarder vs. Green Bay, Nov. 24, along with two special teams stops. Injured vs. Atlanta and placed on injured reserve the next day. **2007** – Active for one game with Cincinnati, vs. New York Jets, Oct. 21, but did not play. **2006** – Appeared in 12 games as a reserve for Tennessee and had two catches for 28 yards. **2005** – Started six of 13 games as a rookie for Titans and had 21 receptions for 289 yards with a TD...Also returned 22 kickoffs for 495 yards (22.5 avg.)...Started first career game vs. Oakland, Oct. 30 and had seven receptions for 83 yards and a TD.

**COLLEGE** – Closed career at Indiana as school's all-time leader with 170 catches and 2,524 receiving yards... As a senior in 2004, started all 11 games and led Hoosiers with 55 receptions for 810 yards and seven TDs, and added 135 yards rushing and a pair of TDs...Most productive season came as a sophomore, with 59 grabs for 1,039 yards (18.5 avg.) and four TDs, the second-most grabs and receiving yards by a Hoosier in a single season...Majored in business administration.

**PERSONAL** – Born Jan. 10, 1983 in Indianapolis, Ind....Attended North Central (Indianapolis) HS, where he earned all-state honors...Also was an all-state choice in track...Cousin of the late Reggie Roby who played a total of 16 years (1983-98) as a punter in the NFL.

## 15 CourtneyROBY WR (cont.)

## COURTNEYROBY



Year	Team	RECEIVING							RUSHING				
		GP	GS	No	Yds	Avg	Lg	TD	Att	Yds	Avg	Lg	TD
2005	Tennessee	13	6	21	289	13.8	32	1	2	16	8.0	11	0
2006	Tennessee	12	0	2	28	14.0	21	0	1	3	3.0	3	0
2007	Cincinnati	0	0	0	0	0.0	0	0	0	0	0.0	0	0
2008	Indianapolis	1	0	0	0	0.0	0	0	0	0	0.0	0	0
	New Orleans	5	0	0	0	0.0	0	0	0	0	0.0	0	0
2009	New Orleans	15	0	1	6	6.0	6	0	0	0	0.0	0	0
<b>NFL totals</b>		<b>46</b>	<b>6</b>	<b>24</b>	<b>323</b>	<b>13.5</b>	<b>32</b>	<b>1</b>	<b>3</b>	<b>19</b>	<b>6.3</b>	<b>11</b>	<b>0</b>
<b>Saints totals</b>		<b>20</b>	<b>0</b>	<b>1</b>	<b>6</b>	<b>6.0</b>	<b>6</b>	<b>0</b>	<b>0</b>	<b>0</b>	<b>0.0</b>	<b>0</b>	<b>0</b>

		KICKOFF RETURNS				
Year	Team	No	Yds	Avg	Lg	TD
2005	Tennessee	22	495	22.5	59	0
2008	Indianapolis	5	101	20.2	25	0
	New Orleans	19	472	24.8	62	0
2009	New Orleans	42	1,154	27.5	97t	1
<b>NFL totals</b>		<b>88</b>	<b>2,222</b>	<b>25.3</b>	<b>97t</b>	<b>1</b>
<b>Saints totals</b>		<b>61</b>	<b>1,626</b>	<b>26.7</b>	<b>97t</b>	<b>1</b>

**ADDITIONAL STATISTICS:** Special Teams Tackles — (2008, 5); (2009, 20) **Total: 25.**

**CAREER HIGHS:** Receptions — 7, vs. Oakland (10/30/05); **Receiving Yards** — 83, vs. Oakland (10/30/05); **Long Reception** — 32, vs. Seattle (12/18/05); **Receiving TDs** — 1, vs. Oakland (10/30/05); **Rushes** — 2, vs. Cincinnati (10/16/05); **Rushing Yards** — 16, vs. Cincinnati (10/16/05); **Long Rush** — 11, vs. Cincinnati (10/16/05); **Rushing TDs** — 0; **Kickoff Returns** — 6 (4x), last at Washington (12/6/09); **Kickoff Return Yards** — 185, at Miami (10/25/09); **Long Kickoff Return** — 97t, at St. Louis (11/15/09); **Kickoff Returned for TD** — 1, at St. Louis (11/15/09); **Special Teams Tackles** — 5, vs. N.Y. Giants (10/18/09).


## POSTSEASON

Year	Team	RECEIVING							RUSHING				
		GP	GS	No	Yds	Avg	Lg	TD	Att	Yds	Avg	Lg	TD
2009	New Orleans	3	0	0	0	0.0	0	0	0	0	0.0	0	0
<b>NFL totals</b>		<b>3</b>	<b>0</b>	<b>0</b>	<b>0</b>	<b>0.0</b>	<b>0</b>	<b>0</b>	<b>0</b>	<b>0</b>	<b>0.0</b>	<b>0</b>	<b>0</b>

		KICKOFF RETURNS				
Year	Team	No	Yds	Avg	Lg	TD
2009	New Orleans	11	282	25.6	61	0
<b>NFL totals</b>		<b>11</b>	<b>282</b>	<b>25.6</b>	<b>61</b>	<b>0</b>

**ADDITIONAL POSTSEASON STATISTICS:** Special Teams Tackles — (2009, 4) **Total: 4.**

**POSTSEASON CAREER HIGHS:** Receptions — 0; **Receiving Yards** — 0; **Long Reception** — 0; **Receiving TDs** — 0; **Rushes** — 0; **Rushing Yards** — 0; **Long Rush** — 0; **Rushing TDs** — 0; **Kickoff Returns** — 5, vs. Minnesota (1/24/10); **Kickoff Return Yards** — 143, vs. Minnesota (1/24/10); **Long Kickoff Return** — 61, vs. Minnesota (1/24/10); **Kickoff Returned for TD** — 0; **Special Teams Tackles** — 3, vs. Arizona (1/16/10).


**Scott  
SHANLE**
**58**

HEIGHT: 6-2      WEIGHT: 245  
 COLLEGE: NEBRASKA  
 JOINED SAINTS: TR-06 (DAL)  
 NFL EXPERIENCE: 8  
 BORN: 11/23/79

**LB**

**NFL CAREER** – Since arriving in New Orleans in 2006 Shanle has been one of the Saints' top defenders, and he turned in another stellar season in 2009 as he notched 100-plus tackles for the third time in four seasons and added the first two interceptions of his career and recovered a pair of fumbles. He started all 14 games he played in the regular season and opened all three postseason contests as well from the weakside linebacker spot he has owned for the past four seasons. Equally adept at blitzing, dropping into coverage and plugging against the run, Shanle has been an important addition since acquired in a trade from Dallas on the eve of the 2006 training camp. In his 60 games in New Orleans since, he has had 464 tackles, six sacks, two interceptions, three forced fumbles and three fumble recoveries while rarely leaving the field. Initially a seventh-round pick out of Nebraska in 2003 by St. Louis, Shanle spent most of his rookie year with the Rams, playing in six games before being claimed off waivers by Dallas late in the season. With the Cowboys, he was a special teams standout in 2004 before starting eight games in 2005. Though he has also started at strong-side linebacker and in the middle during his NFL career, he has found a home at weakside linebacker in New Orleans.

**CAREER TRANSACTIONS** – Signed by Saints to a four-year contract, 2/9/07; Acquired by New Orleans from Dallas Cowboys for an undisclosed draft pick, 8/23/06; Claimed off waivers by Dallas, 12/10/03; Waived by St. Louis Rams, 10/9/03; Chosen by St. Louis in seventh round (251st overall) of 2003 NFL Draft.

**2009** – Played in and started 14 games at weakside linebacker, missing the final two contests of the year with a concussion, and posted 106 tackles (74 solo), his third 100-tackle season in the past four years...Also recorded his first two career interceptions along with four pass defenses and two fumble recoveries...Made at least seven tackles in 11 games...Made seven tackles (four solo), along with his first career interception as he picked off QB Matthew Stafford in the season-opening 45-27 win vs. Detroit, Sept. 13...Led the team with 14 tackles (11 solo) at Philadelphia, Sept. 20, and made a key play when he intercepted a Kevin Kolb pass in the third quarter that led to a Saints touchdown...Had his hand in his third turnover of the season, recovering a fumble to set up a Saints touchdown to go along with seven tackles (four solo) vs. N.Y. Giants, Oct. 18...Made eight solo tackles from his starting WLB spot and recovered a fumble which led to a Saints touchdown in the victory at Miami, Oct. 25...Made nine tackles (seven solo) with a pass defense at St. Louis, Nov. 15, crossing the 500-

## 58 Scott SHANLE LB (cont.)

tackle plateau for his career in the victory...Made seven tackles (five solo) vs. Dallas, Dec. 19, crossing 100 tackles for the season for the third time in his career...Missed his first games in over two years, sitting out against Tampa Bay and Carolina after suffering a concussion against Dallas...Returned to action for the NFC Divisional Playoff game against Arizona and led the team with eight tackles (six solo), adding a pass defense...Tied for the team-lead with 12 tackles (nine solo) in the NFC Championship Game vs. Minnesota...Led the linebacking crew with nine tackles (seven solo) and added a pair of pass defenses in the Super Bowl XLIV victory over Indianapolis. **2008** – Started 16 games at weakside linebacker, registering 145 tackles (79 solo) to rank second on the team...Also had eight pass defenses, a forced fumble and a pair of sacks...Had 10 or more tackles in six games...Posted five tackles, tipped away a pass and forced a fumble near the goal line to stop a scoring opportunity for San Francisco, Sept. 28...Notched 11 tackles (8 solo) and deflected two passes vs. San Diego, his second-straight game with double-digit stops...Posted 14 tackles vs. Green Bay, Nov. 14, 11 and a sack the following week at Tampa Bay, and a career-high 15 (10 solo) vs. Atlanta, Dec. 7...Recorded six tackles (three solo), a sack and deflected a pass vs. Carolina, Dec. 28. **2007** – Played in 14 games, all starts, missing two (vs. Jacksonville, Nov. 4 and vs. St. Louis, Nov. 11) with a hamstring injury...Had six or more stops in all but three contests...Recorded 96 tackles (56 solo) to tie for third on the team...Added a pass defense, a forced fumble, a fumble recovery and a tackle for a loss...Tied for team-high with eight tackles, including notching 200th career tackle, at Tampa Bay, Sept. 16...Registered five tackles before leaving the game with a hamstring injury at San Francisco, Oct. 28...Injury forced him to the inactive list for the next two games...Returned to starting lineup at Houston, Nov. 18 and had seven stops (five solo) and a special teams tackle...Posted 12 tackles (six solo) vs. Tampa Bay, Dec. 2...Dec. 16 vs. Arizona had seven stops and picked up a fumble, returning it 26 yards to set up a touchdown...At Chicago, Dec. 30, notched 11 tackles (six solo) and a forced fumble. **2006** – Acquired in a trade with Dallas for a conditional draft pick during training camp and went on to become one of the club's most productive defenders...Played in every contest, starting 15 at WLB, and led team with 77 solo stops, and his 117 total tackles only trailed LB

## 2009 GAME BY GAME

		DEFENSE										
Date	Opp.	GP	ST	SOLO	AST	TOT	SACK/YDS	INT/YDS	PD	FF	FR	
9/13	DET	X	X	4	3	7	0 0	1 13	0	0	0	
9/20	@PHI	X	X	11	3	14	0 0	1 3	0	0	0	
9/27	@BUF	X	X	5	2	7	0 0	0 0	0	0	0	
10/4	NYJ	X	X	6	1	7	0 0	0 0	0	0	0	
10/18	NYG	X	X	4	3	7	0 0	0 0	0	0	1	
10/25	@MIA	X	X	8	0	8	0 0	0 0	0	0	1	
11/2	ATL	X	X	3	2	5	0 0	0 0	0	0	0	
11/8	CAR	X	X	4	3	7	0 0	0 0	2	0	0	
11/15	@STL	X	X	7	2	9	0 0	0 0	1	0	0	
11/22	@TB	X	X	3	3	6	0 0	0 0	0	0	0	
11/30	NE	X	X	4	4	8	0 0	0 0	0	0	0	
12/6	@WAS	X	X	6	2	8	0 0	0 0	0	0	0	
12/13	@ATL	X	X	4	2	6	0 0	0 0	1	0	0	
12/19	DAL	X	X	5	2	7	0 0	0 0	0	0	0	
12/27	TB						Inactive (concussion)					
1/3	@CAR						Inactive (concussion)					
2009 Season		14	14	74	32	106	0 0	2 16	17	3	2	



Scott Fujita...Posted four sacks to lead linebacker corps and rank fourth on club and added a forced fumble and two pass defenses...Reached seven or more tackles in 12 contests...Recorded eight tackles and a forced fumble at Green Bay, Sept. 17...Notched five tackles and a sack vs. Atlanta, Sept. 25...Lone non-start of season came at Carolina, Oct. 1 but had 10 tackles and a sack for a 12-yard loss...Led team with 10 stops (seven solo) and deflected a pass at Tampa Bay, Oct. 5...Posted team-high eight tackles and a sack at Pittsburgh, Nov. 12...Had a team-high seven stops, a pass defense and a sack at NY Giants, Dec. 24... Recorded five tackles and a sack vs. Philadelphia in NFC Divisional Playoff vs. Philadelphia, 1/13/07...Added nine stops (six solo) and a pass defense at Chicago in NFC Championship Game. **2005** – Served as Cowboys' nickel middle linebacker for first several weeks of season...After injuries forced MLB Dat Nguyen into retirement, Shanle moved into starting lineup...Battled injury setbacks in the season's latter stages, but tied for seventh in tackles with 50 and added 1.5 sacks. **2004** – Ranked fourth on Cowboys with 15 special teams tackles...Late in year became a starter at strongside linebacker and recorded 26 tackles in final three games...Made first NFL start at SLB at Philadelphia, Dec. 19, and had eight tackles...Recorded career-high 14 tackles vs. Washington, Dec. 26 in second NFL start. **2003** – Made NFL debut in Rams opener at N.Y. Giants, Sept. 7 and saw special teams action in six games for St. Louis...Waived by Rams Dec. 9 and claimed by Dallas Dec. 10...Inactive for Cowboys' final three games and Wild Card playoff game.



### WORTHNOTING

**No player on the Saints has more tackles than Shanle's 464 since he joined the club in 2006.**

**Showed a nose for the ball in 2009, recording the first two interceptions of his career and posting a career-best two fumble recoveries.**

**Since joining the Saints, Shanle has recorded eight or more tackles in 27 contests, and also has six sacks and 15 pass defenses.**

**COLLEGE** – Earned All-Big 12 honorable mention selection as a senior at Nebraska after collecting 71 tackles, two sacks, and a forced fumble...Has record for linebacker at Nebraska for pass breakups in a career...As a junior in 2001, he finished fifth on Cornhuskers with 56 stops, three sacks and a fumble recovery...Started nine of 11 games as a sophomore, finishing with 55 tackles, a sack, an interception and a forced fumble...As a redshirt freshman, saw action in every game on special teams.

**PERSONAL** – Graduated from Nebraska in 2002 with a degree in family financial management...Standout running back and defensive back at St. Edward (Neb.) HS who played eight-man football, earning All-State and Player of the Year honors...High school team went 29-3 over final three seasons...In junior and senior season scored 100 touchdowns combined, and rushed for over 4,000 yards... Earned prep letters in track running a 10.6 second 100 meter and 21.9 second 200 meter dash and basketball...He and wife, Erin, have two sons, Jagger and Kingston.

## 58 Scott SHANLE LB (cont.)

## SCOTT SHANLE



Year	Team	GP	GS	Tot	TACKLES			Yds	INTERCEPTIONS					FUMBLES		
					Solo	Asst	Sk		No	Yds	Lg	TD	PD	FF	FR	Yds
2003	St. Louis	6	0	0	0	0	0.0	0.0	0	0	0	0	0	0	0	0
2004	Dallas	16	3	29	15	14	0.0	0.0	0	0	0	0	0	0	0	0
2005	Dallas	15	8	50	28	22	1.5	2.0	0	0	0	0	2	0	0	0
2006	New Orleans	16	15	117	77	40	4.0	27.0	0	0	0	0	2	1	0	0
2007	New Orleans	14	14	96	56	40	0.0	0.0	0	0	0	0	1	1	1	26
2008	New Orleans	16	16	145	79	66	2.0	12.0	0	0	0	0	8	1	0	0
2009	New Orleans	14	14	106	74	32	0.0	0.0	2	16	13	0	4	0	2	12
<b>NFL totals</b>		<b>97</b>	<b>70</b>	<b>543</b>	<b>329</b>	<b>214</b>	<b>7.5</b>	<b>41.0</b>	<b>2</b>	<b>16</b>	<b>13</b>	<b>0</b>	<b>17</b>	<b>3</b>	<b>3</b>	<b>38</b>
<b>Saints totals</b>		<b>60</b>	<b>59</b>	<b>464</b>	<b>286</b>	<b>178</b>	<b>6.0</b>	<b>39.0</b>	<b>2</b>	<b>16</b>	<b>13</b>	<b>0</b>	<b>15</b>	<b>3</b>	<b>3</b>	<b>38</b>

**ADDITIONAL STATISTICS: Special Teams Tackles** — (2003, 4); (2004, 15); (2005, 8); (2006, 1); (2007, 2); (2008, 1); **Total: 31.**

**CAREER HIGHS: Tackles** — 15, vs. Atlanta (12/7/08); **Sacks** — 1 (6x), last vs. Carolina (12/28/08); **Interceptions** — 1 (2x), last at Philadelphia (9/20/09); **Passes Defensed** — 2 (3x), last vs. Carolina (11/8/09); **Forced Fumbles** — 1 (3x), last at Denver (9/21/08); **Fumble Recoveries** — 1 (3x), last at Miami (10/25/09); **Special Teams Tackles** — 2 (4x), last at San Francisco (9/25/05).

## POSTSEASON

Year	Team	GP	GS	Tot	TACKLES			Yds	INTERCEPTIONS					FUMBLES		
					Solo	Asst	Sk		No	Yds	Lg	TD	PD	FF	FR	Yds
2006	New Orleans	2	2	14	9	5	1.0	8.0	0	0	0	0	1	0	0	0
2009	New Orleans	3	3	29	22	7	0.0	0.0	0	0	0	0	3	0	0	0
<b>NFL Totals</b>		<b>5</b>	<b>5</b>	<b>43</b>	<b>31</b>	<b>12</b>	<b>1.0</b>	<b>8.0</b>	<b>0</b>	<b>0</b>	<b>0</b>	<b>0</b>	<b>4</b>	<b>0</b>	<b>0</b>	<b>0</b>

**POSTSEASON CAREER HIGHS: Tackles** — 12, vs. Minnesota (1/24/10); **Sacks** — 1, vs. Philadelphia (1/13/07); **Interceptions** — 0; **Passes Defensed** — 2, vs. Indianapolis (2/7/10); **Forced Fumbles** — 0; **Fumble Recoveries** — 0.



## Darren SHARPER

42

HEIGHT: 6-2

WEIGHT: 210

COLLEGE: WILLIAM &amp; MARY

JOINED SAINTS: UFA-09 (MIN)

NFL EXPERIENCE: 14

BORN: 11/3/75

S

**NFL CAREER** — The 2009 addition of Sharper strengthened the secondary by bringing a proven performer with playmaking ability, leadership skills and a wealth of experience. In his first season in New Orleans, the 13-year NFL veteran backed up this reputation, tying for first in the league with a career-high tying nine interceptions for an NFL single-season record 376 yards. A career-high three of the picks were returned for touchdowns to tie for the league lead as he was voted a Pro Bowl starter. Sharper - who leads all active NFL players and is tied for sixth all-time with 63 interceptions in the regular season - has been voted to the Pro Bowl five times and scored 13 career defensive touchdowns. He has posted at least four picks nine of the past ten seasons, stealing nine passes three times. Named a member of the NFL's All-Decade Team (2000-09), Sharper has

played in 197 contests, with 181 starts, and also seen action in 13 playoff games, starting ten. He spent his first eight years with Green Bay - a stretch where the Packers claimed four division titles - before joining Minnesota in 2005. Sharper has returned 11 interceptions for touchdowns, a total that is ranked second in NFL history along with his 1,412 return yards. A second-round pick by Green Bay in 1997, Sharper has posted 75 or more tackles 11 times.

**CAREER TRANSACTIONS** – Re-signed to a one-year contract, 5/5/10; Signed by Saints (UFA-MIN) to a one-year contract, 3/24/09; Signed by Minnesota Vikings to a four-year contract, 3/12/05; Released by Green Bay Packers, 3/10/05; Re-signed by Green Bay to a six-year contract, 2/22/01; Signed by Green Bay to a four-year contract, 7/12/97; Drafted by Green Bay in second round (60th overall) of the 1997 NFL Draft.

**HONORS – 2009:** Pro Bowl (Starter), Associated Press All-Pro, NFC Defensive Player of the Month (October), NFC Defensive Player of the Week (Week 4), Pro Football Weekly/PFWA All-NFL, The Sporting News All-Pro, NFL All-Decade team. **2007:** Pro Bowl (Starter). **2005:** Pro Bowl (Starter), Associated Press All-Pro (second-team), NFC Defensive Player of the Month (November), NFC Defensive Player of the Week (Week 12). **2002:** Pro Bowl (Starter); Pro Football Weekly/PFWA All-NFL; Sporting News All-Pro; Associated Press All-Pro (second-team), Football Digest All-Pro (second-team); Pro Football Weekly/PFWA All-NFC. **2001:** Sports Illustrated All-Pro; Football Digest All-Pro (second-team). **2000:** Pro Bowl (Starter); Associated Press All-Pro; Sporting News All-Pro, Pro Football Weekly/PFWA All-NFL; USA Today All-Pro; Pro Football Weekly/PFWA All-NFC; Football Digest All-NFC.

**2009** – Tied for NFL lead in both interceptions (9) and picks returned for a TD (3), tying a career-high in the former category and setting a new high and club record in the latter as he earned a Pro Bowl starting spot for the fifth time in his career and was an All-Pro selection, anchoring the Saints secondary in their Championship season...376 interception return yards set an NFL single-season record....Also added 93 tackles (55 solo), half a sack and seven pass defenses... Posted two interceptions in three contests...Started the 14 games he appeared in, missing two with a knee injury...Started all three postseason contests and finished second on club with 24 tackles (13 solo), one pass defense and one fumble recovery... Part of his sixth division title team since entering NFL in 1997...In Saints debut vs. Detroit, Sept. 13, had two interceptions, the first time a Saints S recorded two picks since 2003...Fourth quarter 97-yard INT return of a Kevin Kolb pass for a TD at Philadelphia, Sept. 20, was a then career-long and tied for longest return in club history...Enjoyed record-setting day vs. NY Jets, Oct. 4, leading team with nine tackles (six solo) and intercepting QB Mark Sanchez twice, first returning a career-long and club-record 99 yards for a TD. Joined Deion Sanders (1994) as the only other NFL player to have two interception returns of at least 90 yards in the same season. Also split a sack with DE Will Smith and was named NFC Defensive Player of the Week...Returned Chad Henne INT 42 yards for a TD at Miami, Oct. 25, the 11th for a score of his career, setting a team mark for most picks for scores in a season and moving into second

## 42 Darren SHARPER s (cont.)

place on the NFL all-time interception touchdown return and return yardage lists...Killed Atlanta's flickering comeback hopes in fourth quarter, Nov. 2, with pick of Matt Ryan at the Saints five with three seconds left...posted season-high ten tackles (seven solo) with two passes defended vs. Carolina, Nov. 8...Snared a Tom Brady pass and returned it 38 yards vs. New England, Nov. 30...Tied season-high with a team-leading ten tackles, including a season-best eight solo stops at Washington, Dec. 6...With his first quarter 21-yard INT return vs. Tampa Bay, Dec. 27, set single season NFL record for interception return yardage with 376. The pick was the 63rd of his career, tying him for sixth on the NFL all-time list with Ronnie Lott...In NFC Divisional Playoff vs. Arizona, Jan. 16, picked a first quarter fumble that helped set up the TD to give New Orleans their first lead...In NFC Championship vs. Minnesota, Jan. 24, Sharper put on a hard-hitting performance against his former club as he tied for the team lead with a postseason career-high 12 stops (eight solo)...Led the Saints with 11 tackles (five solo) in



### WORTHNOTING

**Has started 181 games in his career and played in 197 contests.**

**Brings a wealth of postseason experience with 13 playoff appearances, with ten starts. Sharper has been a member of six division championships. After playing in Super Bowl XXXII as a rookie, returned to the NFL's Championship game in Super Bowl XLIV.**

**Has had at least four interceptions in nine of the last ten seasons.**

Super Bowl XLIV. **2008** – Started all 16 regular season games and one postseason contest...Ranked sixth on the team with 78 tackles, added five pass defenses, a forced fumble and a career-high two fumble recoveries...Sealed victory vs. Houston by pouncing on onside kick, Nov. 2...Nov. 30 vs. Chicago had his 54th career INT, with 12-yard return. **2007** – Earned a Pro Bowl starting spot...Moved into fifth in NFL history with eighth interception return for a touchdown, and also passed the 1,000-yard mark for interception return yards in his career...Tied for Vikings lead with four interceptions, and added 80 tackles and 12 deflected passes...Had two interceptions at Detroit, Sept. 16...Returned an Eli Manning INT 20 yards for a TD at NY Giants, Nov. 25, in a day where the Vikings returned three picks for touchdowns. **2006** – Started all 16 games for the first time since 2001...Tied for team lead with four interceptions - including one in each meeting against the Lions...Ranked fourth on team with 93 tackles (59 solo), his highest total since 2001...Helped Vikings climb to eighth in total defense, and No. 1 vs. the run...Posted first sack since 2003 vs. San Francisco, Nov. 5. **2005** – Led the NFC and ranked third in the NFL with nine interceptions...Scored two TDs on interception returns...Started all 14 games he appeared in, missing two with a knee injury...Earned Pro Bowl starting spot...Named second-team All-Pro by Associated Press and first-team Pro Football Weekly/ Pro Football Writers of America All-NFL...Earned first career NFC Defensive Player of the Week honor for performance at NY Giants, Nov. 13, and was named the NFC Defensive Player of the Month for November, his first time winning the monthly honor...Led NFL and set a Vikings record with 276 interception return

## Career Interception Leaders

Player	Years	INT
1. Paul Krause	1964-1979	81
2. Emlen Tunnell	1948-1961	79
3. Rod Woodson	1987-2003	71
4. Night Train Lane	1952-1965	68
5. Ken Riley	1969-1983	65
6t. Ronnie Lott	1981-1994	63
<b>6t. Darren Sharper</b>	<b>1997-</b>	<b>63</b>
8t. Dick LeBeau	1959-1972	62
8t. Dave Brown	1975-1989	62
10. Emmitt Thomas	1966-1978	58

## Career Interception Return Yardage Leaders

Player	Years	Yards
1. Rod Woodson	1987-2003	1,483
<b>2. Darren Sharper</b>	<b>1997-</b>	<b>1,412</b>
3. Deion Sanders	1989-2005	1,331
4. Emlen Tunnell	1948-1961	1,282
5. Night Train Lane	1952-1965	1,207
6. Paul Krause	1964-1979	1,185
7. Ed Reed	2002-	1,152
8. Lem Barney	1967-1977	1,077
9. Herb Adderley	1961-1972	1,046
10. Bobby Boyd	1960-1968	994

## Career Interception Return for TD Leaders

Player	Years	TD
1. Rod Woodson	1987-2003	12
<b>2. Darren Sharper</b>	<b>1997-</b>	<b>11</b>
3t. Ken Houston	1967-1980	9
3t. Deion Sanders	1989-2005	9
3t. Aeneas Williams	1991-2004	9



## 42 Darren SHARPER s (cont.)

yards, the seventh-highest total in league history...Opened 2005 with an 88-yard TD return vs. Tampa Bay, the Vikings first points of the season, Sept. 11...Posted first career three-interception day - all of QB Eli Manning - including a career-long 92-yard return for a TD, at NY Giants, Nov. 13. Ended game with 123 return yards. **2004** - In final season with Green Bay, battled through a knee injury through much of season but still started 13 of the 15 games... Inactive for only game at Washington, Oct. 31, with a knee injury he suffered the week before vs. Dallas...Saw time in passing situations in the two games he did not start...Scored three defensive touchdowns, two off interceptions and one on a fumble recovery. TD total tied a Packers single-season record, equaling his own mark from 1997 and Herb Adderley in 1965... With four, led Packers in interceptions for fifth-straight season...Ranked fourth on the club with 77 tackles... Ended QB Kurt Warner's streak of 127-straight passes without an interception vs.



### WORTHNOTING

**Leads all active NFL players with 63 career interceptions is tied for sixth all-time. Has posted nine interceptions in a season three times, including 2009, when he tied for the NFL lead, also setting a league single-season record with 376 return yards.**

**Ranked second in NFL history with 11 career interception returns for touchdowns, trailing the all-time leader by one. Has also returned two fumbles for TDs.**

**Voted an NFC Starter in the Pro Bowl in 2000, 2002, 2005, 2007 and 2009.**

NY Giants, Oct. 3...Oct. 17 at Detroit, snared an interception and weaved 36 yards for a TD... Scored second TD of season by knocking ball out of the hands of Jaguars OL Vince Manuwai, who believed the play was dead, alertly picking up the ball and running for 15 yards for a touchdown...Had a 43-yard INT return for a touchdown vs. Chicago, 1/2/05. **2003** - Started all 15 games played and both playoff games... Grabbed four of his five interceptions in the final six regular season games... Ranked fourth on team with 91 tackles...Tied career-highs with two sacks and a pair of forced fumbles... Named a Pro Bowl alternate... Set a career-high with two sacks at Chicago, Sept. 29...Posted 11 stops and two forced fumbles at St. Louis, Oct. 19...Had a 50-yard interception return vs. Chicago, Dec. 7...Posted 10 tackles and an INT at the goal line at San Diego, Dec. 14. **2002** - Tied for third in NFL with seven interceptions, only one behind the league leaders...Led league with 233 interception return yards... Selected as the starting FS in Pro Bowl... Started all 13 games he played... Missed two contests with a hamstring injury and inactive with a knee injury for regular-season finale and Wild Card playoff game vs. Atlanta, 1/4/03... Led Green Bay DBs with 80 tackles (54 solo) and added 10 pass defenses... Notched 89-yard INT return for a TD vs. Miami, Nov. 4...At New Orleans, Sept. 14, had a 44-yard INT return to set up a TD on next play. **2001** - Ranked second on team with 113 tackles, matching his career-best... Set career-high with two sacks and had six interceptions... Started all 16 regular season games and both playoff contests...Had two INTs in opener vs. Detroit, Sept. 9...Posted 10 tackles and an

INT vs. Baltimore, Oct. 14, with brother, Jamie, starting at LB for Ravens... Intercepted QB Kurt Warner in Divisional Playoff at St. Louis, 1/20/02. **2000** – Led NFL with nine interceptions, the first time a Packer led the NFL since Willie Wood in 1962...Made Pro Bowl debut, starting for NFC at FS...Honored as an All-Pro by Associated Press and several other media outlets...Notched 101 tackles to rank third among Packers defenders, his second-straight 100+ tackle season...Posted first career two-interception day at Arizona, Sept. 24, and duplicated performance vs. Minnesota, Nov. 6. **1999** – Led team with 113 tackles, leading or tying for team lead in five of final six contests... Notched season-best 12 tackles at Tampa Bay, Dec. 26...Last minute INT vs. Tampa Bay, Oct. 10, preserved 26-23 victory...Recorded first career sack at Dallas, Nov. 14. **1998** – Debuted as a starter in second NFL season, opening all 16 games, 13 at FS and three at LCB...Ranked fourth on team with 89 tackles...Opened season as Packers starting FS before moving to LCB as an injury replacement for the final three contests...Had 89 stops (62 solo). **1997** – Regular on Packers dime defense as a rookie...Played in 14 games and in all three postseason games, including Super Bowl XXXII... Tied Packers record and set Green Bay rookie record by scoring three TDs, scoring on a pair of interceptions and a fumble return, breaking a Packers rookie record that had stood since 1933... Scored TDs on the first two interceptions of his career...Raced 50 yards on first career INT vs. Detroit, Nov. 2...Scored second TD on 34-yard fumble return vs. Dallas, Nov. 23... Third touchdown came on 20-yard interception return vs. Buffalo, Dec. 20.

**COLLEGE** – Earned All-America honors twice as a FS and return man at Division I-AA William & Mary...Named All-Yankee Conference three times... Departed with a school record 24 career interceptions and a I-AA record 468 career interception return yards...Set school record with 1,037 career punt return yards...Earned Yankee Conference Defensive Player of the Year honors as a senior...Tied for I-AA lead with 10 picks as a senior... Team advanced to I-AA national quarterfinals as a senior... Won conference title as senior in 1996, the school's first since 1970... Was inducted into the William & Mary Hall of Fame in Spring of 2008...Earned a bachelor's degree in sociology.

**PERSONAL** – Active in several community programs at every stop in his NFL career and in his home state of Virginia, and has a foundation, “Sharper Kids”...In the process of starting an after-school program for children in the New Orleans area and combined with teammate Roman Harper to conduct a July youth football camp...Brother, Jamie, played linebacker in the NFL for eight seasons...The Sharper brothers were the 4th and 30th picks in the second round of the 1997 NFL Draft, Jamie going to Baltimore with the 34th overall pick and Darren to Green Bay with the 60th selection...Father, Harry, went to training camp with Kansas City in 1971...Played with current Pittsburgh Steelers head coach Mike Tomlin at William & Mary, where the pair were also fraternity brothers...Worked as a TV color commentator for NFL Europa games from 2004-07 and serves as an offseason analyst for the NFL Network...Standout QB at Hermitage HS (Richmond, Va.), where his brother was a teammate...Has one daughter and one son.

## 42 Darren SHARPER s (cont.)

## DARREN SHARPER



Year	Team	GP	GS	Tot	TACKLES			INTERCEPTIONS						FUMBLES		
					Solo	Asst	Sk	Yds	No	Yds	Lg	TD	PD	FF	FR	Yds
1997	Green Bay	14	0	13	10	3	0.0	0.0	2	70	50t	2	2	1	1	34
1998	Green Bay	16	16	89	62	27	0.0	0.0	0	0	0	0	6	0	0	0
1999	Green Bay	16	16	113	84	29	1.0	6.0	3	12	9	0	5	0	1	0
2000	Green Bay	16	16	101	79	22	1.0	12.0	9	109	47	0	23	0	0	0
2001	Green Bay	16	16	113	87	26	2.0	14.0	6	78	23	0	22	1	1	0
2002	Green Bay	13	13	80	54	26	0.0	0.0	7	233	89t	1	10	0	0	0
2003	Green Bay	15	15	91	75	16	2.0	8.0	5	78	50	0	18	2	0	0
2004	Green Bay	15	13	77	68	9	0.0	0.0	4	97	43t	2	9	2	1	15
2005	Minnesota	14	14	64	48	16	0.0	0.0	9	276	92t	2	16	1	1	14
2006	Minnesota	16	16	93	59	34	1.0	0.0	4	10	10	0	12	1	0	0
2007	Minnesota	16	16	80	56	24	0.0	0.0	4	61	41	1	12	0	0	0
2008	Minnesota	16	16	78	59	19	0.0	0.0	1	12	12	0	5	1	2	20
2009	New Orleans	14	14	93	55	38	0.5	5.5	9	376*	99t	3	7	0	0	0
NFL totals		197	181	1,085	796	289	7.5	45.5	63	1,412	99t	11	148	9	7	83
Saints totals		14	14	93	55	38	0.5	5.5	9	376	99t	3	7	0	0	0

\* - NFL record

**ADDITIONAL STATISTICS:** Fumble Recoveries returned for TD — (1997, 1 for 34 yards); (2004, 1 for 15 yards) **Total: 2;** Punt Returns — (1997, 7 for 32 yards); (2001, 1 for 3 yards); (2002, 1 for 0 yards); (2004, 1 for 9 yards); (2009, 1 for 6 yards) **Total: 11 for 50 yards;** Kickoff Returns — (1997, 1 for 3 yards); (1999, 1 for 4 yards) **Total: 2 for 7 yards;** Special Teams Tackles — (1997, 7); (2007, 4); (2008, 2) **Total: 13.**

**CAREER HIGHS:** Tackles — 14, at Chicago (11/11/01); Sacks — 2, at Chicago (9/29/03); Interceptions — 3, at N.Y. Giants (11/13/05); Long Interception Return — 99t, vs. N.Y. Jets (10/4/09); Interception Return Yards — 123, at N.Y. Giants (11/13/05); Int. Ret for TD — 1 (11x), last at Miami (10/25/09); Passes Defensed — 6, at Arizona (9/24/00); Forced Fumbles — 1 (9x), last vs. Detroit (10/12/08); Fumble Recoveries — 1 (7x), last at Arizona (12/14/08).

## POSTSEASON

Year	Team	GP	GS	Tot	TACKLES			INTERCEPTIONS						FUMBLES		
					Solo	Asst	Sk	Yds	No	Yds	Lg	TD	PD	FF	FR	Yds
1997	Green Bay	3	0	2	2	0	0.0	0.0	0	0	0	0	4	0	0	0
1998	Green Bay	1	1	3	2	1	0.0	0.0	1	0	0	0	2	1	0	0
2001	Green Bay	2	2	17	13	4	1.0	10.0	1	10	10	0	2	0	0	0
2003	Green Bay	2	2	19	16	3	1.0	11.0	0	0	0	0	2	1	0	0
2004	Green Bay	1	1	8	6	2	0.0	0.0	0	0	0	0	0	0	0	0
2008	Minnesota	1	1	1	1	0	0.0	0.0	0	0	0	0	0	0	0	0
2009	New Orleans	3	3	24	13	11	0.0	0.0	0	0	0	0	1	0	1	13
NFL Totals		13	10	74	53	21	2.0	21.0	2	10	10	0	11	2	1	13
Saints Totals		3	3	24	13	11	0.0	0.0	0	0	0	0	1	0	1	13

**ADDITIONAL STATISTICS:** Special Teams Tackles — (1997, 1); (1998, 1) **Total: 2.**

**POSTSEASON CAREER HIGHS:** Tackles — 12, vs. Minnesota (1/24/10); Sacks — 1 (2x), last at Philadelphia (1/11/04); Interceptions — 1 (2x), last at St. Louis (1/20/02); Long Interception Return — 10, at St. Louis (1/20/02); Interception Return Yards — 10, at St. Louis (1/20/02); Int. Ret for TD — 0; Passes Defensed — 2 (3x), last at Philadelphia (1/11/04); Forced Fumbles — 1 (2x), last at Philadelphia (1/11/04); Fumble Recoveries — 1, vs. Arizona (1/16/10).



# Jeremy SHOCKEY

# 88

HEIGHT: 6-5      WEIGHT: 251  
 COLLEGE: MIAMI (FLA)  
 JOINED SAINTS: TR-08 (NYG)  
 NFL EXPERIENCE: 9  
 BORN: 8/18/80

**TE**

**NFL CAREER** – Arriving in New Orleans on the eve of the opening of training camp in 2008 after a trade with the New York Giants, Shockey has proven to be a key member of the Saints' high-powered offense, both as an accomplished receiver and a powerful blocker. The eight-year veteran has continued his stretch of catching a pass in the 108 consecutive games he's appeared in, the second-longest active streak among NFL tight ends. A four-time Pro Bowl selection in his first six seasons, the former first-round draft choice has hauled in 469 career passes for 5,280 yards, with 30 touchdowns with the reception and yardage totals ranking fourth among active tight ends. Shockey earned his second career Super Bowl ring in 2009, catching the touchdown pass that put the Saints ahead for good late in the fourth quarter of their Super Bowl XLIV victory.

**CAREER TRANSACTIONS** – Acquired by New Orleans Saints from New York Giants, 7/21/08 in exchange for second- and fifth-round 2009 draft picks; Placed on Injured Reserve by New York Giants, 12/17/07; Signed by Giants to a five-year contract extension, 10/12/05; Signed by Giants to a six-year contract, 7/3/02; Chosen by the Giants with the 14th overall pick in the 2002 NFL Draft.

**HONORS** – **2006:** Pro Bowl; **2005:** Pro Bowl; **2003:** Pro Bowl; **2002:** Pro Bowl, Pepsi Rookie of the Year, First Team Associated Press, Sports Illustrated, College & Pro Football Newsweekly and Pro Football Newsweekly and Football Digest All-Pro, Pro Football Weekly All-Rookie, Pro Football Weekly All-NFC, NFC Offensive Player of the Week (Week 17), NFL Offensive Rookie of the Month (November and December).

**2009** – Played in 13 games with 12 starts in the regular season, while being inactive for two others and sitting out a third, and ranked third on the team with 48 receptions for 569 yards with three touchdowns...Also caught seven passes for 58 yards with two touchdowns in the team's three postseason victories... Started at TE in the season-opener against Detroit and caught four passes for 31 yards, including his first two touchdowns in a Saints uniform, hauling in scoring passes of one and 15 yards in the 45-27 win...Led the team with six catches at Buffalo, Sept. 27, gaining 48 yards...Tied for the team-lead with four receptions for 34 yards vs. N.Y. Jets, Oct. 4...Playing in his 100th career game, helped defeat his former team with four catches for 37 yards with a one-yard touchdown catch vs. N.Y. Giants, Oct. 18...Turned in his first 100-yard game as a Saint and the seventh of his career a week later at Miami, leading the team with 105 yards

# 88 Jeremy SHOCKEY TE (cont.)

on four receptions, including a career-long 66-yard catch-and-run that saw him carry defenders for nearly 30 yards down the field...Made his 100th career start vs. Atlanta, Nov. 2, and posted five catches for 72 yards in the win...Started at tight end and caught four passes for 47 yards at Washington, Dec. 6...Had four catches for 46 yards at Atlanta, Dec. 13...Inactive for the Dallas and Tampa Bay games with a toe injury and was active but did not play in the season finale, resting the toe as the Saints had clinched home-field advantage...Returned to game action in the NFC Divisional Playoff against Arizona and caught three passes for 36 yards, including a 17-yard touchdown to give the Saints their first lead in the victory...Played a limited role after missing the full week of practice and has one catch for nine yards in the NFC Championship Game vs. Minnesota...Caught three passes from his starting TE spot for 13 yards in Super Bowl XLIV, including a two-yard touchdown pass that gave the Saints a lead late in the fourth quarter that they would not relinquish. **2008** – Started 11 of 12 games he appeared in, missing Weeks 4-6 with a sports hernia and the finale with an ankle injury...



## WORTHNOTING

**Shockey has caught a pass in all 108 NFL games he has played, ranking second among active tight ends for consecutive games with a reception to Kansas City's Tony Gonzalez (147).**

**Has nine 100-yard games and six contests with at least 10 receptions. Despite missing three games in 2009, Shockey had 48 catches, marking the eighth time in as many seasons he has had at least 48 receptions.**

**Shockey ranks fourth among active tight ends with 469 career receptions and 5,280 yards.**

Ranked third on the club with 50 receptions, and fifth on the team with 483 yards...Of his catches, 30 went for a first down, and two were of 25 yards or more...Had at least five catches in seven games...Started opener and had six grabs for 54 yards, including a season-long 26-yard catch...Had a season-high eight receptions for 75 yards at Denver, Sept. 21...Underwent surgery prior to Sept. 28 game vs. San Francisco and would miss the next three contests...Returned at Carolina, Oct. 19 and had five catches for 50 yards, including 25-yard reception...Notched six grabs for 39 yards at Kansas City, Nov. 16, including 400th career catch...Tied for the team-lead with five receptions for 57 yards vs. Green Bay, Nov. 24...Had five catches for 37 yards at Detroit, Dec. 28 before departing with injured ankle. **2007** – Started first 14 games for Giants before suffering a fractured left fibula vs. Washington (12/16) which required surgery and sidelined him for the remainder of the regular season and the entire postseason...Finished third on team with 57 catches for 619 yards and his three TDs tied for second on the Giants...Had at least four catches in eight games...Had five receptions for 79 yards in Giants' first victory at Washington, Sept. 23...Caught five passes for 39 yards, including a two-yard touchdown vs. San Francisco, Oct. 21...Finished with a career-high 12 catches and tied a career best with 129 yards vs. Dallas, Nov. 11. It was the sixth time in his career he had at least 10 catches in a game. Also added a TD...He became the 12th player in Giants history with



4,000 receiving yards. **2006** – Started all 15 regular season games in which he played and the NFC Wild Card contest. Declared inactive at Washington, Dec. 30 due to an ankle injury...Led the Giants with 66 receptions, the second-highest total of his career...The catches accounted for 623 yards and seven touchdowns, tying the career high he previously set in 2005...Selected to the Pro Bowl for the fourth time, though he was unable to play because of the ankle injury that kept him out of the finale...Finished with a team-high six receptions for 55 yards and two touchdowns at Atlanta, Oct. 15. **2005** – Started all 15 regular season games in which he played, plus the NFC Wild Card Game vs. Carolina...Inactive due to an ankle injury at Oakland, Dec. 31...His 65 catches and 891 yards placed him second on the team in both categories and his seven touchdown grabs tied for the team lead...Became the second-fastest tight end in NFL history with 200 receptions when he reached the mark in his 43rd contest, behind only Kellen Winslow (39 games)...Selected to the Pro Bowl for third time in his career, the most ever by a Giants tight end (he did not play because of an ankle injury). **2004** – Started all 15 games in which he appeared in...Led the Giants with 61 receptions for 666 yards and six touchdowns...Became the first tight end to lead the team in receptions since Mark Bavaro in 1987 (55). **2003** – Started all nine games in which he appeared in and was selected to his second Pro Bowl despite missing the season's final seven contests with a knee injury...Finished fourth on the Giants and sixth among NFL tight ends with 48 catches for 535 yards and two touchdowns. **2002** – Appeared in 15 regular season contests with 14 starts and started the NFC Wild Card contest at the San Francisco 49ers...Selected All-Pro by Associated Press, Sports Illustrated, College & Pro Football Newsweekly and Football Digest...Voted to NFL All-Rookie and All-NFC teams by Pro Football Weekly...Caught 74 passes for 894 yards and two TDs...The 74 catch total was the fifth-highest total in Giants history, a team record for both rookies and tight ends...Shockey's 74 receptions were the second-most ever for an NFL rookie tight end (Philadelphia's Keith Jackson had 81 in 1988)...Accounted for 894 receiving yards, the second-most in NFL history by a first-year player at his position (1,076, Hall of Famer and former Saints head coach Mike Ditka for the Chicago Bears in 1961)...Named the NFC Offensive Player of the Week for Week 17 and the NFL Offensive Rookie of the Month for November and December...First career reception went for nine yards vs. San Francisco, Sept. 5.

**COLLEGE** – One of three finalists for the John Mackey Award in 2001, given to the finest tight end in college football...Played just two seasons at the University of Miami (Fla.), but finished his career ranked sixth on the school's career-record list for tight ends with 61 receptions for 815 yards, and second in school history to Bubba Franks (12) with his 10 touchdowns...As a junior in 2001, named second-team All-America selection by Associated Press, after leading the team with a career-high 40 receptions for 519 yards (13.0-yard avg.) and seven touchdown catches...In 2000, earned First-team All-Big East Conference honors by league coaches...Attended Northeast Oklahoma A&M College (Miami, Oklahoma) in 1999 as a freshman.

**PERSONAL** – Lettered all four seasons at Ada (Okla.) HS, playing primarily wide receiver and outside linebacker...Caught 50 passes for 1,108 yards

88 **Jeremy SHOCKEY** TE (cont.)

and five touchdowns and returned four punts for scores as a senior in 1998... Named an All-State as a senior... Son of Lucinda Shockey... Full name: Jeremy Charles Shockey... Born in Ada, Okla.

**JEREMY SHOCKEY**

Year	Team	GP	GS	RECEIVING				Lg	TD
				No	Yds	Avg			
2002	N.Y. Giants	15	14	74	894	12.1		30	2
2003	N.Y. Giants	9	9	48	535	11.1		46	2
2004	N.Y. Giants	15	15	61	666	10.9		38	6
2005	N.Y. Giants	15	15	65	891	13.7		59	7
2006	N.Y. Giants	15	15	66	623	9.4		25	7
2007	N.Y. Giants	14	14	57	619	10.9		29	3
2008	New Orleans	12	11	50	483	9.7		26	0
2009	New Orleans	13	12	48	569	11.9		66	3
<b>NFL Totals</b>		<b>108</b>	<b>105</b>	<b>469</b>	<b>5,280</b>	<b>11.3</b>		<b>66</b>	<b>30</b>
<b>Saints Totals</b>		<b>25</b>	<b>23</b>	<b>98</b>	<b>1,052</b>	<b>10.7</b>		<b>66</b>	<b>3</b>

**ADDITIONAL STATISTICS:** Rushing — (2007, 1 att., 6 yds.) **Total: 1 att, 6 yds.**

**CAREER HIGHS:** Receptions — 12, vs. Dallas (11/11/07); **Receiving Yards** — 129 (2x), last vs. Dallas (11/11/07); **Long Reception** — 66, at Miami (10/25/09); **Receiving TDs** — 2 (2x), last vs. Detroit (9/13/09).

**POSTSEASON**

Year	Team	GP	GS	RECEIVING				Lg	TD
				No	Yds	Avg			
2002	N.Y. Giants	1	1	7	68	9.7		27	1
2005	N.Y. Giants	1	1	3	50	16.7		25	0
2006	N.Y. Giants	1	1	3	25	8.3		11	0
2009	New Orleans	3	2	7	58	8.3		17t	2
<b>NFL totals</b>		<b>6</b>	<b>5</b>	<b>20</b>	<b>201</b>	<b>10.1</b>		<b>27</b>	<b>3</b>
<b>Saints totals</b>		<b>3</b>	<b>2</b>	<b>7</b>	<b>58</b>	<b>8.3</b>		<b>17t</b>	<b>2</b>

**POSTSEASON CAREER HIGHS:** Receptions — 7, at San Francisco (1/5/03); **Receiving Yards** — 68, at San Francisco (1/5/03); **Long Reception** — 27, at San Francisco (1/5/03); **Receiving TDs** — 1 (3x), last vs. Indianapolis (2/7/10).


**Will  
SMITH**
**91**
**HEIGHT: 6-3      WEIGHT: 282**
**COLLEGE: OHIO STATE**
**JOINED SAINTS: DI-04**
**NFL EXPERIENCE: 7**
**BORN: 7/4/81**
**DE**

**NFL CAREER** — A true impact player on the Saints' defense, Smith has been one of the club's top performers since being drafted 18th overall in the 2004 NFL Draft and has evolved into one of the top linemen in franchise history. Since he joined the team, no Saint has had more than his 49½ sacks and his 13 QB drops in 2009 were the most by a New Orleans defender since LB Charlie

Clemons in 2001. He now ranks seventh on the club's all-time sacks list and needs just 3½ in 2010 to vault into fourth place. Also a disruptive force against the run, the Pro Bowl selection in 2006 has only been a full-time starter for the last four seasons, yet has caused 16 fumbles in his career and recovered six. Smith sets the tone for the entire unit with his rugged play and intensity. Though often double-teamed he notched 77 stops last season, leading the defensive line for the second consecutive season - pacing the defensive front and posting a career-best 13 sacks while starting all 16 contests despite for the third straight year. Smith has only missed two games in his career, playing in 94 and opening 75, and has posted 419 tackles.

**CAREER TRANSACTIONS** – Agreed to terms on a six-year contract extension, 7/11/08; Signed to six-year contract, 7/31/04; Selected in the first-round (18th overall) of the 2004 NFL Draft, 4/24/04.

**HONORS** – **2006:** Pro Bowl; **2004:** Pro Football Weekly All-Rookie.

**2009** – Started all 16 games at right defensive end and posted a career-high 13 sacks to rank second in the NFC, adding 77 tackles (42 solo) with his first career interception, four pass defenses and three forced fumbles...Notched 10 tackles, a forced fumble and another interception in three postseason starts as well... Helped lead a dominating defensive performance at Buffalo, Sept. 27, as he sacked QB Trent Edwards among his six tackles and also notched his first career interception as grabbed a tipped pass in the 27-7 victory...Had a second consecutive dominant game the next week vs. the N.Y. Jets, notching 1½ sacks of QB Mark Sanchez, stripping the ball on the first leading to Remi Ayodele recovering the fumble in the end zone for a touchdown. Tallied six tackles on the day... Made five tackles from his starting defensive end spot vs. the N.Y. Giants, Oct. 18, and drew a holding penalty that nullified a New York touchdown pass and forced a field goal...Vs. Atlanta Nov. 2, matched a career-high with two sacks of QB Matt Ryan as he posted his seventh career multi-sack performance, recording four tackles with an additional pass defense on another near-sack...Recorded his second straight multi-sack game vs. Carolina Nov. 8, dropping QB Jake Delhomme twice and stripped the ball on one of the sacks along with making a total of five tackles...Made seven tackles from his starting DE spot with a forced fumble and a three-yard sack of QB Marc Bulger at St. Louis, Nov. 15...Made six tackles at Tampa Bay, Nov. 22, recording an eight-yard sack of QB Josh Freeman, marking the fourth consecutive game he recorded a sack, the longest such streak of his career...Wrapped up a dominant month of November with his fifth consecutive game where he posted at least one sack, recording 1½ sacks - splitting a sack of QB Tom Brady with Charles Grant and later dropping QB Brian Hoyer - among his four tackles in the win over New England, Nov. 30...Posted six tackles vs. Dallas Dec. 19, with a pair of sacks of QB Tony Romo to establish a new career-high with 12 on the season...Recorded a season-best nine tackles vs. Tampa Bay, Dec. 27, with a three-yard sack of QB Josh Freeman...Made an impact from his starting defensive end spot in the NFC Divisional Playoff against Arizona, making one tackle and intercepting a Kurt Warner pass that led to a New Orleans touchdown...Played nearly every snap in

## CAREER GAME BY GAME

## DEFENSE

2004	GP	ST	SOLO	AST	TOT	SACK/YDS	INT/YDS	PD	FF	FR
9/12 SEA	X	X	0	2	2	0 0	0 0	0	0	0
9/19 SF	X	X	4	2	6	1 7	0 0	0	1	0
9/26 at Stl	X		0	2	2	0 0	0 0	1	0	0
10/3 at Ari	X		0	0	0	0 0	0 0	0	0	0
10/10 TB	X		1	1	2	1 8	0 0	0	0	0
10/17 MIN	X		1	0	1	0 0	0 0	0	0	0
10/24 at Oak	X	X	6	2	8	0 0	0 0	0	0	0
11/7 at SD	X	X	1	1	2	0 0	0 0	0	0	0
11/14 KC	X		3	1	4	1 7	0 0	0	0	0
11/21 DEN	X		6	0	6	0 0	0 0	0	0	0
11/28 at Atl	X		4	0	4	1 2	0 0	0	0	0
12/5 CAR	X		2	2	4	1 6	0 0	0	0	0
12/12 at Dal	X		2	0	2	1 3	0 0	0	1	0
12/19 at TB	X		1	4	5	0 0	0 0	0	1	0
12/26 ATL	X		3	0	3	0 0	0 0	0	1	0
1/2 at Car	X		7	1	8	1.5 8	0 0	0	1	1
2004 Season	16	4	41	18	59	7.5 41	0 0	1	5	1

2005	GP	ST	SOLO	AST	TOT	SACK/YDS	INT/YDS	PD	FF	FR
9/11 at Car	X		5	0	5	1 3	0 0	0	1	0
9/19 NYG	X		3	1	4	0 0	0 0	0	0	0
9/25 at Min	X		3	2	5	0 0	0 0	0	0	0
10/2 BUF	X		3	0	3	1 11	0 0	0	0	0
10/9 at GB	X	X	2	2	4	0 0	0 0	1	0	0
10/16 ATL	X	X	7	1	8	1 6	0 0	0	0	0
10/23 at Stl	X		2	0	2	0 0	0 0	0	0	1
10/30 MIA	X		2	2	4	1 9	0 0	0	0	0
11/6 CHI	X	X	2	1	3	0 0	0 0	0	0	0
11/20 at NE	X		9	3	12	1.5 12	0 0	0	1	0
11/27 at NYJ	X	X	6	0	6	1 9	0 0	0	0	0
12/4 TB	X	X	6	1	7	1 8	0 0	0	0	0
12/12 at Atl	X	X	5	0	5	0 0	0 0	2	0	0
12/18 CAR	X	X	4	5	9	0 0	0 0	0	0	0
12/24 DET	X	X	5	1	6	1 2	0 0	1	0	0
1/1 at TB	X	X	2	0	2	0 0	0 0	2	0	0
2005 Season	16	9	66	19	85	8.5 60	0 0	6	2	1

2006	GP	ST	SOLO	AST	TOT	SACK/YDS	INT/YDS	PD	FF	FR
9/10 @ CLE	X	X	3	2	5	1 1	0 0	0	0	0
9/17 @ GB	X	X	2	1	3	1 12	0 0	0	0	1
9/25 ATL	X	X	1	2	3	1 6	0 0	1	0	0
10/1 @ CAR	X	X	3	2	5	0 0	0 0	0	0	0
10/8 TB	X	X	4	1	5	0 0	0 0	0	0	0
10/15 PHI	X	X	1	2	3	0.5 3.5	0 0	0	0	0
10/29 BAL	X	X	2	3	5	0 0	0 0	0	1	0
11/5 @ TB	X	X	3	2	5	2 10	0 0	0	1	0
11/12 @ PIT	X	X	2	1	3	0 0	0 0	0	0	0
11/19 CIN	X	X	2	2	4	1 9	0 0	0	0	0
11/26 @ ATL	X	X	5	0	5	2 20	0 0	1	1	0
12/3 SF						Inactive				
12/10 @ DAL	X	X	2	0	2	2 18	0 0	0	0	0
12/17 WAS	X	X	4	2	6	0 0	0 0	0	0	0
12/24 @ NYG	X	X	1	1	2	0 0	0 0	0	0	0
12/31 CAR						Inactive				
2006 Season	14	14	35	21	56	10.5 79.5	0 0	2	3	1

the NFC Championship Game vs. Minnesota, making seven tackles (three solo) and forcing a fumble by WR Percy Harvin that was recovered by Remi Ayodele, leading to a Saints touchdown in the victory...Made two tackles in the Super Bowl XLIV victory. **2008** – Started all 16 games at RDE for the second straight year, recording 77 tackles (33 solo), three sacks for 23 yards in losses, a

# CAREER GAME BY GAME

## DEFENSE

2007	GP	ST	SOLO	AST	TOT	SACK/YDS	INT/YDS	PD	FF	FR
9/6 @ IND	X	X	2	0	2	0 0	0 0	0	0	0
9/16 @ TB	X	X	1	1	2	0 0	0 0	1	0	0
9/24 TEN	X	X	4	1	5	0 0	0 0	0	0	0
10/7 CAR	X	X	1	3	4	1 7	0 0	0	1	0
10/14 @ SEA	X	X	0	0	0	0 0	0 0	0	0	0
10/21 ATL	X	X	3	1	4	0 0	0 0	0	0	0
10/28 @ SF	X	X	2	0	2	1 6	0 0	0	0	0
11/4 JAX	X	X	2	4	6	0 0	0 0	0	0	0
11/11 STL	X	X	1	7	8	1 9	0 0	0	0	0
11/18 @ HOU	X	X	2	2	4	1 6	0 0	0	0	1
11/25 @ CAR	X	X	1	1	2	0 0	0 0	1	0	1
12/2 TB	X	X	4	2	6	1 7	0 0	0	0	0
12/10 @ ATL	X	X	6	2	8	1 0	0 0	0	1	0
12/16 ARZ	X	X	2	2	4	0 0	0 0	0	0	0
12/23 PHI	X	X	4	0	4	1 6	0 0	1	0	1
12/30 @ CHI	X	X	2	2	4	0 0	0 0	0	0	0
2007 Season	16	16	37	28	65	7 41	0 0	3	2	3

2008	GP	ST	SOLO	AST	TOT	SACK/YDS	INT/YDS	PD	FF	FR
9/7 TB	X	X	2	2	4	0 0	0 0	0	0	0
9/14 @ WAS	X	X	3	1	4	1 12	0 0	0	0	0
9/21 @ DEN	X	X	4	1	5	0 0	0 0	0	0	0
9/28 SF	X	X	4	1	5	1 5	0 0	0	1	0
10/6 MIN	X	X	1	2	3	0 0	0 0	0	0	0
10/12 OAK	X	X	2	3	5	0 0	0 0	0	0	0
10/19 @ CAR	X	X	2	3	5	0 0	0 0	0	0	0
10/26 SD	X	X	3	2	5	0 0	0 0	0	0	0
11/9 @ ATL	X	X	3	2	5	0 0	0 0	0	0	0
11/16 @ KC	X	X	4	2	6	1 6	0 0	0	0	0
11/24 GB	X	X	3	2	5	0 0	0 0	0	0	0
11/30 @ TB	X	X	6	2	8	0 0	0 0	0	0	0
12/7 ATL	X	X	2	3	5	0 0	0 0	0	0	0
12/11 @ CHI	X	X	3	3	6	0 0	0 0	0	0	0
12/21 @ DET	X	X	1	1	2	0 0	0 0	0	0	0
12/28 CAR	X	X	1	3	4	0 0	0 0	1	0	0
2008 Season	16	16	44	33	77	3 23	0 0	1	1	0

2009	GP	ST	SOLO	AST	TOT	SACK/YDS	INT/YDS	PD	FF	FR
9/13 DET	X	X	1	3	4	0 0	0 0	0	0	0
9/20 @ PHI	X	X	2	1	3	0 0	0 0	1	0	0
9/27 @ BUF	X	X	5	1	6	1 3	1 0	1	0	0
10/4 NYJ	X	X	3	3	6	1.5 10.5	0 0	0	1	0
10/18 NYG	X	X	1	4	5	0 0	0 0	0	0	0
10/25 @ MIA	X	X	1	2	3	0 0	0 0	1	0	0
11/2 ATL	X	X	3	1	4	2 5	0 0	1	0	0
11/8 CAR	X	X	3	2	5	2 12	0 0	0	1	0
11/15 @ STL	X	X	4	3	7	1 3	0 0	0	1	0
11/22 @ TB	X	X	2	4	6	1 8	0 0	0	0	0
11/30 NE	X	X	3	1	4	1.5 10	0 0	0	0	0
12/6 @ WAS	X	X	2	2	4	0 0	0 0	0	0	0
12/13 @ ATL	X	X	2	2	4	0 0	0 0	0	0	0
12/19 DAL	X	X	5	1	6	2 14	0 0	0	0	0
12/27 TB	X	X	4	5	9	1 3	0 0	0	0	0
1/3 @ CAR	X	X	1	0	1	0 0	0 0	0	0	0
2009 Season	16	16	42	35	77	13 68.5	1 0	4	3	0

forced fumble and deflected a pass...Posted five or more tackles in 11 contests...Had a 12-yard sack at Washington, Sept. 14, along with four stops...Had five tackles (four solo) a sack and a forced fumble, vs. San Francisco, Sept. 28. The fumble was recovered by LB Jonathan Vilma and led to a TD...Notched six tackles and a sack at Kansas City...Recorded a season-high eight tackles (six



# 91 WILL SMITH DE (cont.)

solo) at Tampa Bay, Nov. 30...Posted five tackles vs. Atlanta, Dec. 7, including a key stop of RB Michael Turner for a five-yard loss on a defensive stand to open the fourth quarter. **2007** – Started all 16 games at RDE, recording a team-high seven sacks and leading the defensive line with 65 tackles (37 solo) - his fourth straight season with over 55 stops...Also registered two forced fumbles, three fumble recoveries, five tackles for a loss and knocked down three passes... Selected by teammates as one of the five season-long captains...Recorded four tackles (three solo) a sack for a seven-yard loss and a forced fumble vs. Carolina, Oct. 7 in his 50th career game...Posted a season-high eight tackles, including a nine-yard sack, vs. St. Louis, Nov. 11...Surpassed career 30-sack mark with a takedown of QB Matt Schaub at Houston, Nov. 18. Also recovered a fumble that led to a touchdown drive...At Carolina, Nov. 25, had two tackles, knocked down a pass and a fumble recovery...Made six tackles and recorded his first career safety when he dropped QB Luke McCown in the end zone for a seven-yard loss vs. Tampa Bay, Dec. 2...Recorded four tackles, deflected a pass, recovered a

## SMITH BY THE NUMBERS



**3** - Consecutive seasons Smith led the Saints in sacks from 2005-07.

**16** - Career forced fumbles, including a club record five-game stretch in 2004-05 where he had one in each game.

**13** - Career-high sack total in 2009, the highest by a Saint since 2001. Smith's total was ranked second in the NFC and fifth in the NFL.

**49.5** - With 49.5 career quarterback takedowns, the seventh highest total in team record books. Since the 2004 season, Smith's total is ranked 11th in the NFL.

**85** - Tackles in 2005, a career-high despite starting just nine games.

**7.5** - Total of sacks in November 2009, which led the NFL.

**18** - Smith was selected by the Saints out of Ohio State with the 18th overall pick in 2004, the highest the club had drafted an end since selecting Joe Johnson 13th overall in 1994.

fumble and had a sack in busy day vs. Philadelphia, Dec. 23. **2006** – Started 14 games at RDE, declared inactive vs. San Francisco, Dec. 3, with a knee injury and vs. Carolina, Dec. 31, with the Saints having clinched a playoff berth... Posted five or more tackles in seven contests... Ranked 14th in the NFL with a career-high 10.5 sacks and added 56 tackles (35 solo), two pass defenses, three forced fumbles and a fumble recovery... Had a sack in each of the first three games, and added a fumble recovery at Green Bay, Sept. 17... Notched five stops, a career-high two sacks and a forced fumble at Tampa Bay, Nov. 5... Had a pair of sacks again at Atlanta, Nov. 26 - where he also deflected a pass and forced a fumble - and had two more sacks at Dallas, Dec. 10... Was also a force in the postseason, with eight stops vs. Philadelphia in the NFC Divisional Playoffs and seven tackles at Chicago in the NFC Championship. **2005** – Tied for eighth in the NFC with a team-leading 8.5 sacks, despite starting nine games and not becoming a full-time starter until the final six contests... Had at least one sack in six contests... Recorded 85 tackles, six pass defenses, two forced fumbles and a fumble recovery... Tallied five tackles, a sack and a forced fumble at Carolina, Sept. 11. Marked the fifth straight contest Smith had caused a fumble, the first player in club history to do so... Top performance came at New England, Nov. 20, with a career-high 12 tackles, 1.5 sacks and a forced fumble against defending Super Bowl Champions... Started at RDE at New York Jets, Nov. 27 and responded with six tackles and a sack... Started at LDE vs. Detroit, Dec. 24 and had six tackles, a sack and deflected a pass. **2004** – Had strong rookie year with 59 tackles (41 solo), 7.5 sacks, a team-high five forced fumbles and a fumble recovery... Played in all 16 games and started four, recording a sack in seven games... Sack total ranked second in the NFL among rookies and fourth in club history for a rookie... Came on strong over the last eight games with 36 tackles, 5.5 sacks, four forced fumbles and a fumble recovery... Had six tackles (four solo), a sack and a forced fumble vs. San Francisco, Sept. 19... Had four tackles (all solo) and a sack at Atlanta, Nov. 28... First of a three-week stretch where he recorded a sack, including vs. Carolina, Dec. 5 and at Dallas, Dec. 12, when he also added a forced fumble... Dec. 19 at Tampa Bay had a key forced fumble in the fourth quarter that set up a game-winning march. Also made a downfield block earlier in the quarter to spring WR Michael Lewis for a 53-yard punt return... Equaled season-high with eight stops (seven solo), 1.5 sacks and a forced fumble with a fumble recovery at Carolina, 1/2/05... Posted a forced fumble in each of last four contests, the first player in club history to do so in four straight contests.

**COLLEGE** – Three-year starter at right defensive end for Ohio State, finishing with career totals of 167 tackles (111 solo), 21 sacks, five forced fumbles, two fumble recoveries, and an interception... Opened 37 of 51 games in his career... Sack total ranked fifth in school history upon his departure... All-Big 10 Conference and the conference's Defensive Player of the Year and Defensive Lineman of the Year as senior, posting 49 tackles (30 solo), 10.5 sacks and 20 stops for a loss... Finalist for Hendricks Award, given to nation's top end... All-Big 10 second-team as junior, appearing in every game despite suffering a knee sprain at midseason... Recorded 5.5 sacks, a forced fumble, an interception and a fumble recovery that season... Named Outstanding First-Year Defensive Player as freshman with three sacks.

## 91 WILL SMITH DE (cont.)

**PERSONAL** – All-American at Proctor (Utica, N.Y.) HS...Had 20 sacks as senior...Criminology major at Ohio State who wants to be FBI agent following his playing career...Married (Racquel) with three children, William J. Smith, Lisa Mya Smith and Wynter Chase Smith.

## WILL SMITH



		TACKLES							INTERCEPTIONS					FUMBLES		
Year	Team	GP	GS	Tot	Solo	Asst	Sk	Yds	No	Yds	Lg	TD	PD	FF	FR	Yds
2004	New Orleans	16	4	59	41	18	7.5	41.0	0	0	0	0	1	5	1	-1
2005	New Orleans	16	9	85	66	19	8.5	60.0	0	0	0	0	6	2	1	-2
2006	New Orleans	14	14	56	35	21	10.5	79.5	0	0	0	0	2	3	1	0
2007	New Orleans	16	16	65	37	38	7.0	41.0	0	0	0	0	3	2	3	0
2008	New Orleans	16	16	77	44	33	3.0	23.0	0	0	0	0	1	1	0	0
2009	New Orleans	16	16	77	42	35	13.0	68.5	1	0	0	0	4	3	0	0
NFL totals		94	75	419	265	154	49.5	313.0	1	0	0	0	17	16	6	-3

**ADDITIONAL STATISTICS:** Safeties — (2007, 1) **Total: 1**

**CAREER HIGHS:** Tackles — 12, at New England (11/20/05); Sacks — 2 (6x), last vs. Dallas (12/19/09); Forced Fumbles — 1 (16x), last at St. Louis (11/15/09); Fumble Recoveries — 1 (6x), last vs. Philadelphia (12/23/07); Interceptions — 1, at Buffalo (9/27/09); Passes Defensed — 2 (2x), last at Tampa Bay (1/1/06); Safeties — 1, vs. Tampa Bay (12/2/07).

## POSTSEASON

		TACKLES							INTERCEPTIONS					FUMBLES		
Year	Team	GP	GS	Tot	Solo	Asst	Sk	Yds	No	Yds	Lg	TD	PD	FF	FR	Yds
2006	New Orleans	2	2	15	11	4	0.0	0.0	0	0	0	0	0	0	0	0
2009	New Orleans	3	3	10	5	5	0.0	0.0	1	5	5	0	0	1	0	0
NFL totals		5	5	25	16	9	0.0	0.0	1	5	5	0	0	1	0	0

**POSTSEASON CAREER HIGHS:** Tackles — 10, at Chicago (1/21/07); Sacks — 0; Forced Fumbles — 1, vs. Minnesota (1/24/10); Fumble Recoveries — 0; Interceptions — 1, vs. Arizona (1/16/10); Passes Defensed — 0.



## Jon STINCHCOMB 78

HEIGHT: 6-5

WEIGHT: 315

COLLEGE: GEORGIA

JOINED SAINTS: D2-03

NFL EXPERIENCE: 8

BORN: 8/27/79

T

**NFL CAREER** – Stinchcomb anchors the right side of the offensive line, and quality play and reliability have distinguished his performances since he took over as a full-time starter at tackle in 2006, earning him recognition from the league's players, coaches and fans in his first career Pro Bowl selection in 2009. Among the club's strongest players, Stinchcomb excels at both protecting QB Drew Brees and opening up gaps for running backs. He is also durable, having started the last 64 regular-season games. Entering his eighth season, Stinchcomb was originally drafted 37th overall in the 2003 NFL Draft after a banner career at Georgia.

**CAREER TRANSACTIONS** – Agreed to terms on a five-year contract (UFA), 2/28/09; Re-signed to two-year contract (UFA), 3/3/07; Placed on Reserve/Injured, 8/26/05; Signed a four-year contract, 7/25/03; Selected by Saints in second round (37th overall) in 2003 NFL Draft.

**HONORS – 2009:** Pro Bowl.

**2009** – Was an outstanding performer for the offensive line of the league's top-ranked offense, earning a selection to the Pro Bowl for his play at right tackle... Started all 16 games for the fourth consecutive season, running his consecutive starts streak to 64... Started at right tackle in all three of the team's postseason victories, including the Super Bowl XLIV win. **2008** – Key part of an offensive line that allowed just 13 sacks, a club-record for the fewest surrendered in a season... Opened all 16 games at right tackle, closed season with consecutive starts streak at 48. **2007** – Extended his streak of consecutive starts to 34-straight games, including the two playoff contests of the previous season... Opened every contest at RT... Part of an offensive line that only allowed an NFL-low 16 sacks, including a four-week stretch without surrendering one. **2006** – Had a banner season, starting all 16 games at right tackle and both postseason contests... Opener at Cleveland, Sept. 10, marked first NFL start. **2005** – Missed entire season after rupturing his right patella tendon in training camp. **2004** – Played in four games and declared inactive for other 12 contests. **2003** – Played in six games and dressed but did not play in one... Inactive for other nine games... Saw first NFL action vs. Atlanta, Nov. 16, on special teams.

**COLLEGE** – Four-year starter at Georgia, opening 44 of 47 games... All-Academic honors in 2001-02... One of 11 players to earn AFCA Good Works Team honors for contributions to community service... In 2002 named a Walter Camp All-American, All-SEC and one of six recipients of National Football Foundation scholarship... Became first Georgia linemen to score a TD in 17 years when he recovered a fumble in end zone at Auburn in 2002... Named All-SEC in 2001... As a sophomore, started every game at RT and was named to All-SEC second team... Started 11 of 12 games as redshirt freshman in 1999.

**PERSONAL** – A USA Today and Parade All-American at Parkview (Lilburn, Ga.) HS... Four-year starter on offensive line also started on defense for two seasons... Earned 4.0-grade-point-average in high school... Among the most community-minded Saints' players, visiting area hospitals and schools during the season... Older brother, Matt, was an All-American and captain at Georgia (1995-98) and a first-round selection by Oakland Raiders in 1999... Married to Allison and the couple have a son, Mason... Born Aug. 27, 1979 in Atlanta, Ga.

## JONSTINCHCOMB



**Games Played/Started: New Orleans** — (2003, 6/0); (2004, 4/0); (2005, 0/0); (2006, 16/16); (2007, 16/16); (2008, 16/16); (2009, 16/16) **Totals: 74/64**

### POSTSEASON

**Games Played/Started: New Orleans** — (2006, 2/2); (2009, 3/3) **Totals: 5/5**


**Zach  
STRIEF**
**64**

HEIGHT: 6-7      WEIGHT: 320  
 COLLEGE: NORTHWESTERN  
 JOINED SAINTS: D7A-06  
 NFL EXPERIENCE: 5  
 BIRTHDATE: 9/22/83

**T**

**NFL CAREER** – Though a reserve, Strief has proven himself to be ready to step into the lineup whenever given an opportunity and also has evolved into a key component to the Saints' rushing attack as an extra blocking tight end. He has played in 57 games since being drafted in the seventh round in 2006, with five starts. While the majority of the action he has seen has come on special teams, Strief's quality play on offense has earned the praise of the coaching staff. He has the versatility to play both tackle spots, but has found a home primarily at left tackle, where Strief has prototypical size. Strief is also one of the Saints' most community-minded players, getting involved weekly in charitable and educational programs and events.

**CAREER TRANSACTIONS** – Re-signed to a one-year contract (RFA), 4/12/10; Re-signed to a one-year contract (RFA), 4/13/09; Signed a three-year contract, 7/20/06; Selected in the seventh round (210th overall) of the 2006 NFL Draft.

**2009** – Played in all 16 games for the third consecutive season, primarily on special teams and as an extra blocking tight end, and also started two contests at left tackle...Saw extended playing time at LT at Buffalo, Sept. 27, after Jermon Bushrod left with an ankle injury and also played on special teams...Started at left tackle vs. N.Y. Jets, Oct. 4, and helped block for the team's 153 rushing yards and zero sacks allowed in the 24-10 win...Started at left tackle and played on the line in a rotation, helping to lead the team to a 38-7 win with no sacks allowed at Tampa Bay, Nov. 23...Played on special teams in the first half and took over at right tackle in the second half at Carolina, Jan. 3...Played on special teams and as an extra blocking tight end in all three of the Saints' postseason victories.

**2008** – Played in all 16 games, starting at left tackle at Chicago, Dec. 11 in place of an injured Jammal Brown...Also came on for extended playing time at LT at Denver, Sept. 21, vs. Atlanta, Dec. 7 and at Detroit, Dec. 21...Played right tackle in second half after Jon Stinchcomb departed with back spasms, vs.

Minnesota, Oct. 6...Appeared on special teams in every contest, and also served periodically as an extra tight end in short yardage situations. **2007** – Played in all 16 games, primarily on special teams while also starting at LT at Houston, Nov. 18, in place of injured starter Jammal Brown...Also saw extended time vs. St. Louis, Nov. 11, when Brown was forced to depart in the first quarter...

Periodically played as a tight end in jumbo offensive packages. **2006** – Played in nine games, starting at LT at Tampa Bay, Nov. 5. Didn't allow a sack and praised by the coaching staff following the contest for a solid performance after



stepping in for T Jammal Brown...Declared inactive for seven regular-season games...Saw action in both postseason contests on special teams.

**COLLEGE** – Anchored Northwestern's offensive line at tackle for his final three seasons, starting 40 games at right tackle...Recognized as a first-team All-American by the Football Writers Association of America and was a consensus second-team All-Big Ten as a senior...A key performer on a record-setting offense that averaged more than 500 yards per game and ranked fourth nationally...Second-team All-Big Ten in 2004...Became a full-time starter in 2003.

**PERSONAL** – Attended Milford (Ohio) HS...Allowed zero sacks as a senior and one as a junior...Also lettered in basketball and track...Married (Mandy)...Communication studies major and minored in business institutions...Full name: Zachary David Strief...Born Sept. 22, 1983 in Cincinnati, Ohio.


## ZACHSTRIEF



Games Played/Started: New Orleans — (2006, 9/1); (2007, 16/1); (2008, 16/1); (2009, 16/2) Totals: 57/5

### POSTSEASON

Games Played/Started: New Orleans — (2006, 2/0); (2009, 3/0) Totals: 5/0



## David THOMAS

# 85

HEIGHT: 6-3      WEIGHT: 248  
COLLEGE: TEXAS  
JOINED SAINTS: TR-09 (NE)  
NFL EXPERIENCE: 5  
BORN: 7/5/83

TE

**NFL CAREER** – Acquired by the Saints at the conclusion of the 2009 preseason, Thomas immediately became a versatile and valuable member of the New Orleans offense, seeing extensive playing time at both tight end and full-back in his first year with the Saints. Thomas, a former third-round selection of the New England Patriots in the 2006 NFL Draft, enters the 2010 season having played in 47 career games with 21 starts and catching 56 passes for 617 yards and two touchdowns. He posted career-bests in receptions and yards in '09, hauling in 35 grabs for 356 yards.

**CAREER TRANSACTIONS** – Re-signed by Saints to a one-year contract (RFA), 4/13/10; Acquired by Saints from New England Patriots in exchange for a 2011 sixth-round draft choice, 9/5/09...Placed on injured reserve by New England, 10/3/07...Signed by New England to a four-year contract, 7/24/06...Selected by New England in third round (86th overall) of the 2006 NFL Draft.

## 85 David THOMAS TE (cont.)

**2009** – Matched his career-best by playing in 15 games, starting eight of them as he split time between tight end and fullback, and set career-highs with 35 receptions for 356 yards with one touchdown in his first season with the Saints... Started in a two-tight end set in his Saints debut and caught one pass for 15 yards vs. Detroit, Sept. 13...Made his first start at fullback vs. Atlanta, Nov. 2, filling in for an injured Heath Evans and also played tight end, catching two passes for 27 yards...Started at tight end in a double-tight end set and matched his career-high with a team-best five receptions for 45 yards at St. Louis, Nov. 15...Scored his first touchdown in a New Orleans uniform as he caught four passes for 66 yards at Tampa Bay, Nov. 22, including a career-long 37-yard reception...Started the game vs. New England, Nov. 30, at fullback and caught one pass for 25 yards in the victory over his former team...Opened the game at fullback but also saw extensive playing time at tight end and caught a career-best eight passes for a season-high 77 yards vs. Dallas, Dec. 19...Missed the season-finale at Carolina with a calf injury...Started at fullback in the NFC Divisional Playoff vs. Arizona and had his first career carry, a rush for zero yards...Started at tight end and caught the first three passes of his postseason career, gaining 32 yards in the NFC Championship Game vs. Minnesota...Played as a reserve tight end and also saw some time at fullback, catching one pass for nine yards in the Super Bowl XLIV victory. **2008** – Set a single-season career high while starting 10 games of his 15 games played in 2008...Recorded nine receptions for 93 yards...Recorded one special teams tackle...Started at tight end and hauled in two passes for 24 yards against Kansas City, Sept. 7...Tallied a season-high three receptions for 29 yards at Indianapolis, Nov. 2... Started at tight end and made one special teams tackle at Buffalo, Dec. 28. **2007** – Played in two games before being placed on injured reserve with a foot injury on Oct. 3...Saw his first action of the season playing in a reserve role at tight end against Buffalo, Sept. 23 and registered his first reception of the season, a nine-yard catch...Saw limited action in reserve at tight end before leaving the game at Cincinnati (Oct. 1) with a foot injury. **2006** – Played in 15 games as a rookie with three starts at tight end...Made his NFL debut in the Patriots' 19-17 victory over Buffalo, Sept. 10...Collected his first career reception, a 29-yard catch against the New York Jets, Sept. 17... Led the team with a career-high five receptions for 83 yards and a diving 22-yard touchdown catch at Jacksonville, Dec. 24...Recovered an Eric Parker muffed punt at the San Diego 31-yard line in the third quarter in the divisional playoffs against San Diego, Jan. 14.

**COLLEGE** – Finished his college career as the most prolific receiving tight end in University of Texas history and led the nation's tight ends in blocking consistency as a senior...Set the school's all-time career records for receptions by a tight end (98), receiving yards by a tight end (1,367) and touchdown receptions by a tight end (15)...Owns the Longhorns' single-season record for receptions by a tight end (50, 2005)...Set the Texas single-game record for receptions by a tight end with 10 grabs in the 2006 Rose Bowl, helping the Longhorns claim the BCS championship...Did not miss a game in his collegiate career, starting 38 of 51 games for the Longhorns...Earned first-team Academic All-Big 12 honors in 2004 and 2005.

**PERSONAL** – John David Thomas was born on July 5, 1983 in Plainview, Texas...Was a three-time member of Texas' Athletics Director's Honor Roll...Regularly visited patients at Austin Children's Hospital with his Longhorn teammates...Attended Frenship (Wolfforth, Texas) High School, where he was a three-year starter, lining up at tight end and linebacker his final two seasons and free safety as a sophomore...As a senior, set school records with 63 receptions for 1,130 yards and 15 touchdowns, adding six more scores rushing with the ball... Also lettered in basketball and track...Honor Roll student who was a member of the National Honor Society...Participated in the 2007 Salvation Army Holiday Party at Gillette Stadium with nearly 250 children from the Boston and Providence Salvation Army centers...Majored in Kinesiology at Texas...David and his wife Cassidy have two sons, Jaxon David and Rylan Casey.

**DAVID THOMAS**

Year	Team	GP	GS	RECEIVING		Yds	Avg	Lg	TD
				No					
2006	New England	15	3	11		159	14.5	36	1
2007	New England	2	0	1		9	9.0	9	0
2008	New England	15	10	9		93	10.3	18	0
2009	New Orleans	15	8	35		356	10.2	37	1
<b>NFL Totals</b>		<b>47</b>	<b>21</b>	<b>56</b>		<b>617</b>	<b>11.0</b>	<b>37</b>	<b>2</b>
<b>Saints Totals</b>		<b>15</b>	<b>8</b>	<b>35</b>		<b>356</b>	<b>10.2</b>	<b>37</b>	<b>1</b>

**ADDITIONAL STATISTICS: Special Teams Tackles** — (2006, 2); (2008, 1) **Total: 3.**

**CAREER HIGHS: Receptions** — 8, vs. Dallas (12/19/09); **Receiving Yards** — 83, at Jacksonville (12/24/06); **Long Reception** — 37, at Tampa Bay (11/22/09); **Receiving TDs** — 1 (2x), last at Tampa Bay (11/22/09).

**POSTSEASON**

Year	Team	GP	GS	RECEIVING		Yds	Avg	Lg	TD
				No					
2006	New England	3	1	0		0	0.0	0	0
2009	New Orleans	3	2	4		41	10.3	17	0
<b>NFL totals</b>		<b>6</b>	<b>3</b>	<b>4</b>		<b>41</b>	<b>10.3</b>	<b>17</b>	<b>0</b>
<b>Saints totals</b>		<b>3</b>	<b>2</b>	<b>4</b>		<b>41</b>	<b>10.3</b>	<b>17</b>	<b>0</b>

**ADDITIONAL STATISTICS: Rushing** — (2009, 1 att., 0 yds.) **Total: 1 att, 0 yds; Special Teams Fumble Recoveries** — (2006, 1) **Total: 1.**

**POSTSEASON CAREER HIGHS: Receptions** — 3, vs. Minnesota (1/24/10); **Receiving Yards** — 32, vs. Minnesota (1/24/10); **Long Reception** — 17, vs. Minnesota (1/24/10); **Receiving TDs** — 0.


**Pierre  
THOMAS**
**23**
**HEIGHT: 5-11**
**WEIGHT: 215**
**COLLEGE: ILLINOIS**
**JOINED SAINTS: FA-07**
**NFL EXPERIENCE: 4**
**BIRTHDATE: 12/18/84**
**RB**

**NFL CAREER** – Thomas has been an exceptional find for the Saints - initially signed as an undrafted free agent in 2007, he earned a roster spot as a rookie as a special teams ace and has since evolved into a significant cog in the club's offensive attack as an equally versatile threat in the backfield as a runner, receiver and blocker. In 41 games over three seasons with 12 starts, Thomas has carried 328 times for 1,670 yards (5.1 avg) with 16 touchdowns and added 87 receptions for 737 yards with six touchdowns. He's ranked third in club history with 5.1 yards per carry. In 2009, he was New Orleans' leading rusher for the second consecutive season, carrying 147 times for 793 yards (5.4 avg.), with six touchdowns and 39 catches for 302 yards with two touchdowns, to lead the Saints with 1,095 total yards from scrimmage.

**CAREER TRANSACTIONS** – Re-signed to a one-year contract (RFA), 6/15/10; Signed a three-year contract 4/30/07 as an undrafted free agent.

**HONORS** – **2008:** NFC Special Teams Player of the Week (Week 14).

**2009** – Appeared in 14 games with six starts and for second straight season, led team in rushing with 147 carries for 793 yards (5.4 avg.), with six touchdowns and finished sixth in receiving with 39 catches for 302 yards (7.7 avg.) and two TDs...Rushing average ranked fourth in NFL and was second-best single season total in club history...Led team with 1,095 total yards from scrimmage...Thomas (39) and Reggie Bush (47 receptions) combined for the third-most receptions of an NFL backfield duo in 2009...Led Saints in rushing in the postseason with 36 carries for 143 yards (4.0 avg) with one TD to go with 12 receptions for 111 yards with two TDs, leading NFL backs in postseason receptions and tying for second with three total TDs. Thomas' team-high postseason 254 yards from scrimmage was the sixth-highest total by an undrafted player in NFL history...After missing season opener and seeing limited action in the second game of the season recovering from a training camp knee injury, Thomas sprung into action in the second half at Buffalo, Sept. 27 and ran for a career-best 126 yards on 14 carries with a pair of fourth-quarter TD rushes of 34 and 19 yards, marking his fifth career multi-TD game...Again a second half workhorse vs. N.Y. Jets, Oct. 4, as he churned out 81 of his 86 rushing yards in the second half and scored the Saints' final TD, while also catching four passes for 46 yards, including a career-long 36-yard gain on a screen ...For the third consecutive week, Thomas led the Saints in rushing, carrying 15 times for 72 yards vs. N.Y. Giants, Oct. 18...Scored two TDs for the sixth time in his career, as he posted

100 total yards from scrimmage, rushing for 91 yards on 14 carries with a 22-yard TD and two grabs for nine yards with a one-yard TD vs. Atlanta, Nov. 2...Had 81 total yards from scrimmage as he led Saints in rushing with 13 carries for 50 yards with a ten-yard TD and also had five receptions for 31 yards vs. Carolina, Nov. 8...Rushed for 92 yards on 11 carries to go with three catches for 11 yards at Tampa Bay, Nov. 22...Vs. New England, Nov. 30, led the Saints in rushing with 11 carries for 64 yards, while adding three receptions for 23 yards with an 18-yard TD off a screen...Led Saints with 100 total yards from scrimmage as he carried 13 times for 47 yards and had six receptions for 53 yards at Atlanta, Dec. 13...Surpassed 1,000 total yards from scrimmage for first time, carrying six times for 20 yards and making five catches for 50 yards vs. Dallas, Dec. 19...Carried 13 times for 52 yards and had four receptions for 18 yards in first half vs. Tampa Bay, Dec. 22, before departing with bruised ribs...Inactive



## WORTHNOTING

**For the second consecutive year, Thomas was the club's leading rusher in all categories with 147 carries for 793 yards (5.4 avg.), with six touchdowns and 39 receptions for 301 yards and two touchdown grabs. His rushing average was ranked fifth in the NFL and was the second-best single season total in franchise history. Thomas possesses two of the top five yards per carry averages in club record books.**

with rib injury at Carolina, Jan. 3...In NFC Divisional Playoff vs. Arizona, carried 13 times for 52 yards along with making four catches for 18 yards...In NFC Championship, led the Saints in rushing with 14 carries for 61 yards with one TD and added two receptions for 38 yards, all 38 on a screen where he dodged Viking defenders all the way to the end zone. Saved more heroics for the game-winning field goal drive in overtime, where he set up the drive with a 40-yard kickoff return and converted on a key fourth-and-one situation with a two-yard dive over the offensive line. Thomas became only the ninth undrafted player since the merger to score two TDs in a postseason contest...In Super Bowl XLIV, led Saints with 85 total yards from scrimmage on nine rushes for 30 yards and six receptions for 55 yards, including a third quarter 16-yard TD. **2008** – Led club in rushing with 625 yards on 129 carries (4.8 avg.) with nine TDs, finished seventh with 31 catches for 284 yards (9.2 avg.) and three TDs and led team with 31 kickoff returns for 793 yards (25.6 avg.)...Also led the team in scoring with 72 points...Played in 15 games, with five starts, inactive for season finale with back and wrist injuries...Rushed for 475 yards and six touchdowns, had three TD receptions and added an 88-yard kickoff return in his final six contests...Scored a touchdown in six straight games (11/16-12/21), tying a team record held by Dalton Hilliard, who reached the milestone twice...At Denver, Sept. 21, reached end zone on runs of five and 10 yards...Top kick return day of year came vs. Minnesota, with five for 168 yards, including a 56-yarder...Emerged as club's top backfield threat at Kansas City, with 16 carries for 88 yards and a TD, and four catches for 56 yards, including a 24-yard catch-and-run...Nov. 24 vs. Green Bay, had 87 yards on 15 attempts with two TDs and hauled in three passes for 34 yards...Scored on a 20-yard TD catch at Tampa Bay and added 34 rushing yards,



# 23 PierreTHOMAS RB (cont.)



## Highest Yards Per Carry In The NFL in 2009 (Min. 100 att.)

Player, Team	Att.	Yards	Avg.	TD
1. Felix Jones, Dal.	116	685	5.90	3
2. Jamaal Charles, KC	190	1120	5.89	7
3. Chris Johnson, Ten.	358	2006	5.6	14
4. Justin Forsett, Sea.	114	619	5.42	4
5. <b>Pierre Thomas, NO</b>	<b>147</b>	<b>793</b>	<b>5.39</b>	<b>6</b>

## Highest Single Season Yards Per Carry in Saints History (Min. 75 att.)

Player	Year	Att.	Yards	Avg.
1. Hokie Gajan	1984	102	615	6.0
2. <b>Pierre Thomas</b>	<b>2009</b>	<b>147</b>	<b>793</b>	<b>5.4</b>
3. Hokie Gajan	1983	81	415	5.1
4. <b>Pierre Thomas</b>	<b>2008</b>	<b>129</b>	<b>625</b>	<b>4.84</b>
5. Tony Baker	1968	134	642	4.79

In 41 regular season games with 12 starts, Thomas has carried 328 times for 1,670 yards (5.1) avg. with 16 touchdowns and added 87 receptions for 737 yards with six touchdowns. He's ranked third in club history in yards per carry.

## New Orleans Saints All-Time Rushing Average Leaders (Min. 250 Att.)

Player	Years	Att.	Yards	Avg.
1. Archie Manning	1971-75, 77-82	357	2,058	5.8
2. Hokie Gajan	1982-85	252	1,358	5.4
3. <b>Pierre Thomas</b>	<b>2007-</b>	<b>328</b>	<b>1,670</b>	<b>5.1</b>
4. Chuck Muncie	1976-80	788	3,393	4.30
5. George Rogers	1981-84	995	4,267	4.28

Thomas tied a team record in 2008 by scoring a touchdown in six straight games, equaling a record reached twice by Dalton Hilliard.

In the 2007 finale, Thomas became the first Saints' player - and only the second rookie in NFL history - to gain over 100 yards rushing and receiving in the same contest. He had 105 yards rushing on 20 carries and 12 catches for 121 yards at Chicago. It was the first start of his NFL career.

Nov. 30...Posted Saints' lone 100-yard performance of the season with 102 on 16 carries with a TD vs. Atlanta, Dec. 7. Added a seven-yard TD catch and an 88-yard kickoff return, and was named NFC Special Teams Player of the Week...At Chicago, Dec. 11, had a season-high 22 carries for 87 yards, including a 42-yard burst for a TD, and added seven catches for 59 yards and a TD. His 146 yards of offense were a season-high, and he added three kickoff returns for 63 yards...Posted 77 yards on 13 attempts with a TD at Detroit, Dec. 21. Performance included a 29-yard run, and he added three grabs for 26 yards. Tied team record by scoring a touchdown for his sixth straight game, but back and wrist injuries kept him on inactive list for finale. **2007** – One of only two rookie free agents to make opening day roster...Played in 12 games with one start, inactive for four games...Rushed for 252 yards on 52 attempts (4.8 avg.) with a touchdown, caught 17 passes for 151 yards and a TD, returned 36 kickoffs for 865 yards (24.0 avg.) and made five special teams tackles...Also scored on special teams fumble recovery and added a two-point conversion run...Inactive for first three games...Made NFL debut Oct. 7 vs. Carolina, averaging 25 yards on four kickoff returns and also had a carry for three yards...Scored a touchdown in just the his second career game at Seattle, Oct. 14, scooping up a loose ball on a botched punt snap and carrying it five yards into the end zone to give the Saints a 7-0 lead less than three minutes into a 28-17 victory...Against Atlanta Oct. 21, scored his first career offensive touchdown on a 24-yard draw and totaled two rushes for 26 yards...Tied a team record with eight kick returns against St. Louis, Nov. 11, totaling 233 yards (second-highest single-game total in team history) to average 29.1 yards, with a season-best 64-yard return...Inactive Dec. 2 vs. Tampa Bay with bruised kidney suffered the previous week at Carolina...Playing in hometown of Chicago, Dec. 30, made first career start and turned in one of the finest statistical performances by Saints RB in club history. Posted 20 carries for 105 yards and caught 12 passes 121 yards and an 11-yard TD, becoming the first player in team annals to gain more than 100 yards rushing and receiving in the same game. His 226 total yards from scrimmage marked the third-highest total in club history. Also ran for a two-point conversion following his fourth quarter TD catch, gained 16 first downs on his 32 touches and stripped the ball from CB Charles Tillman on an interception return that Lance Moore recovered, setting up a Saints field goal just before halftime.

**COLLEGE** – Played 40 games at Illinois and ranks sixth in school's history with 2,545 rushing yards...Averaged 5.6 yards per carry over his career and ran for 20 TDs...Also caught 57 passes for 411 yards and three TDs...Led team in rushing in each of the final three seasons, and had eight 100-yard games...Had a school-record 1,495 career kickoff return yards...Averaged 24.1 yards as a kick returner for his career including a 99-yard return for a TD...Second in school history with 4,451 all-purpose yards...Majored in sports management.

**PERSONAL** – Prepped at Thornton-Fractional South (Lansing, Ill.) HS, where he was a two-time all-state selection by the Chicago Tribune and Chicago Sun-Times...Totaled 5,565 yards in his career and scored 88 TDs, with 27 100-yard games and 11 of over 200...Racked up 2,365 yards and 38 TDs as a senior and was named the Champaign News-Gazette Player of the Year...A lifelong

# 23 PierreTHOMAS RB (cont.)

Chicago White Sox fan, threw out the first pitch at a contest in the spring of 2010...A native of Lynwood, Ill., Charles Pierre Thomas, Jr. was born Dec. 18, 1984 in Chicago.

## PIERRETHOMAS



		RUSHING							RECEIVING				
Year	Team	GP	GS	Att	Yds	Avg	Lg	TD	No	Yds	Avg	Lg	TD
2007	New Orleans	12	1	52	252	4.8	24t	1	17	151	8.9	17	1
2008	New Orleans	15	5	129	625	4.8	42t	9	31	284	9.2	24	3
2009	New Orleans	14	6	147	793	5.4	34t	6	39	302	7.7	36	2
<b>NFL totals</b>		<b>41</b>	<b>12</b>	<b>328</b>	<b>1,670</b>	<b>5.1</b>	<b>42t</b>	<b>16</b>	<b>87</b>	<b>737</b>	<b>8.5</b>	<b>36</b>	<b>6</b>

		KICKOFF RETURNS				
Year	Team	No	Yds	Avg	Lg	TD
2007	New Orleans	36	865	24.0	64	0
2008	New Orleans	31	793	25.6	88	0
2009	New Orleans	1	19	19.0	19	0
<b>NFL totals</b>		<b>68</b>	<b>1,677</b>	<b>24.7</b>	<b>88</b>	<b>0</b>

**ADDITIONAL STATISTICS:** Special Teams Tackles — (2007, 5); (2008, 5); (2009, 1) **Total: 11;** Special Teams Fumble Recoveries — (2007, 1) **Total: 1;** Two-Point Conversions — (2007, 1) **Total: 1.**

**CAREER HIGHS:** Rushes — 22, at Chicago (12/11/08); **Rushing Yards** — 126, at Buffalo (9/27/09); **Long Rush** — 42t, at Chicago (12/11/08); **Rushing TDs** — 2 (3x), last at Buffalo (9/27/09); **Receptions** — 12, at Chicago (12/30/07); **Receiving Yards** — 121, at Chicago (12/30/07); **Long Reception** — 36, vs. N.Y. Jets (10/4/09); **Receiving TDs** — 1 (6x), last vs. New England (11/30/09); **Kickoff Returns** — 8, vs. St. Louis (11/11/07); **Kickoff Return Yards** — 233, vs. St. Louis (11/11/07); **Long Kickoff Return** — 88, vs. Atlanta (12/7/08); **Kickoff Returned for TD** — 0; **Special Teams Tackles** — 2, at Washington (9/14/08).

### POSTSEASON

		RUSHING							RECEIVING				
Year	Team	GP	GS	Att	Yds	Avg	Lg	TD	No	Yds	Avg	Lg	TD
2009	New Orleans	3	2	36	143	4.0	12	1	12	111	9.3	38t	2
<b>NFL totals</b>		<b>3</b>	<b>2</b>	<b>36</b>	<b>143</b>	<b>4.0</b>	<b>12</b>	<b>1</b>	<b>12</b>	<b>111</b>	<b>9.3</b>	<b>38t</b>	<b>2</b>

		KICKOFF RETURNS				
Year	Team	No	Yds	Avg	Lg	TD
2009	New Orleans	1	40	40.0	40	0
<b>NFL totals</b>		<b>1</b>	<b>40</b>	<b>40.0</b>	<b>40</b>	<b>0</b>

**CAREER HIGHS:** Rushes — 14, vs. Minnesota (1/24/10); **Rushing Yards** — 61, vs. Minnesota (1/24/10); **Long Rush** — 12, vs. Minnesota (1/24/10); **Rushing TDs** — 1, vs. Minnesota (1/24/10); **Receptions** — 6, vs. Indianapolis (2/7/10); **Receiving Yards** — 55, vs. Indianapolis (2/7/10); **Long Reception** — 38t, vs. Minnesota (1/24/10); **Receiving TDs** — 1 (2x), last vs. Indianapolis (2/7/10); **Kickoff Returns** — 1, vs. Minnesota (1/24/10); **Kickoff Return Yards** — 40, vs. Minnesota (1/24/10); **Long Kickoff Return** — 40, vs. Minnesota (1/24/10); **Kickoff Returned for TD** — 0.



# Leigh TORRENCE 24

HEIGHT: 5-11      WEIGHT: 179  
 COLLEGE: STANFORD  
 JOINED SAINTS: WAI-08 (WAS)  
 NFL EXPERIENCE: 5  
 BIRTHDATE: 1/4/82

CB

**NFL CAREER** – Torrence appeared in five games for the Saints in 2009, primarily contributing on special teams where he recorded five tackles, also adding eight defensive stops and half a sack before suffering a season-ending shoulder injury. He's played in 47 career games, including stints with Washington and Atlanta. Torrence has posted 55 defensive tackles with 1 1/2 sacks and 42 special teams stops.

**CAREER TRANSACTIONS** – Re-signed, 3/9/10; Placed on injured reserve, 11/23/09; Re-signed to a one-year contract (RFA), 4/13/09; Acquired by Saints off waivers from Washington Redskins, 11/10/08; Waived by Washington, 11/8/08; Signed by Washington, 12/27/06; Waived by Atlanta Falcons, 9/2/06; Signed to active roster from practice squad by Atlanta, 10/11/05; Signed by Atlanta to practice squad, 9/21/05; Waived by Atlanta, 9/20/05; Signed by Atlanta, 9/4/05; Waived by Green Bay Packers, 9/3/05; Signed by Green Bay as an undrafted free agent, 4/29/05.

**2009** – Played in five games and recorded eight tackles (seven solo), 0.5 sack and five special teams tackles...Placed on injured reserve, Nov. 23, following season-ending shoulder injury...Made three special teams tackles vs. Detroit, Sept 13...Made four tackles and combined with Roman Harper on a sack of QB Josh Freeman, along with a special teams stop at Tampa Bay, Nov. 22, before he was forced to leave the game with a shoulder injury. **2008** – Appeared in 16 games total for Redskins and Saints, recording 13 tackles (eight solo), four pass defenses and career-high 19 special teams stops...Appeared in nine games with Washington and recorded nine tackles with two pass defenses, along with 11 special teams stops before being waived, Nov. 8...After being claimed off waivers by the Saints, appeared in seven games and had four tackles (three solo), two passes defended and eight special teams stops...Played extensively in nickel package vs. Atlanta, Dec. 7 and had a season-high three tackles along with two special teams stops. **2007** – Played in all 16 games for first time in career as member of Redskins...Finished with a career-high in tackles (33), solo tackles (24) and added a sack...Had career-best six tackles and a special teams stop in first career start at New York Giants, Dec. 16...Recorded first career sack at Minnesota, Dec. 23...Appeared in first career playoff game at Seattle, Jan. 5, and finished with a team-best three special teams stops, two tackles and a pass defense. **2006** – Spent training camp with Atlanta before being released and was signed to active roster of Redskins for season finale. **2005** – After being

# 24 Leigh TORRENCE CB (cont.)

released by Green Bay prior to start of regular season, appeared in 10 games for Falcons...Originally signed by Atlanta, Sept. 4 and inactive for two contests before being waived, Sept. 20...After spending three weeks on the practice squad, re-signed to Atlanta's active roster, Oct. 11, where he remained for rest of season...Made NFL debut at New Orleans, Oct. 16.

**COLLEGE** – Attended Stanford, where he was a four-year letterman in football and a two-year letterman in track...Totaled 11 career interceptions...Led all cornerbacks with 64 tackles and 11 passes defended in 2003 and named first-team Academic All-Pac 10...Competed in the 100, 200 and 4x100 meter relay from 2001-02...Graduated with a bachelor's degree with a Political Science major and African American Studies minor.

**PERSONAL** – Attended Marist (Atlanta, Ga.) HS, where he lettered in football, track and tennis...Captured state tennis title as a freshman and sophomore...Has been active in the community throughout his NFL career....In 2006, started the Southwest Atlanta Youth Foundation (SWAY), supported by his website, [www.leightorrence.com](http://www.leightorrence.com), which supports initiatives in his hometown and the New Orleans area.

## LEIGHTORRENCE



Year	Team	GP	GS	Tot	TACKLES			Yds	INTERCEPTIONS					FUMBLES		
					Solo	Asst	Sk		No	Yds	Lg	TD	PD	FF	FR	Yds
2005	Atlanta	10	0	1	1	0	0.0	0.0	0	0	0	0	0	0	0	0
2006	Washington	0	0	0	0	0	0.0	0.0	0	0	0	0	0	0	0	0
2007	Washington	16	1	33	24	9	1.0	8.0	0	0	0	0	0	0	0	0
2008	Washington	9	0	9	5	4	0.0	0.0	0	0	0	0	2	0	0	0
	New Orleans	7	0	4	3	1	0.0	0.0	0	0	0	0	2	0	0	0
2009	New Orleans	5	0	8	7	1	0.5	4.0	0	0	0	0	0	0	0	0
<b>NFL totals</b>		<b>47</b>	<b>1</b>	<b>55</b>	<b>40</b>	<b>15</b>	<b>1.5</b>	<b>12.0</b>	<b>0</b>	<b>0</b>	<b>0</b>	<b>4</b>	<b>4</b>	<b>0</b>	<b>0</b>	<b>0</b>
<b>Saints totals</b>		<b>12</b>	<b>0</b>	<b>12</b>	<b>10</b>	<b>2</b>	<b>0.5</b>	<b>4.0</b>	<b>0</b>	<b>0</b>	<b>0</b>	<b>2</b>	<b>2</b>	<b>0</b>	<b>0</b>	<b>0</b>

**ADDITIONAL STATISTICS: Special Teams Tackles** — (2005, 4); (2007, 14); (2008, 19); (2009, 5) **Total: 42**

**CAREER HIGHS: Tackles** — 6, vs. Chicago (12/6/07); **Sacks** — 1, at Minnesota (12/23/07); **Interceptions** — 0; **Int. Ret for TD** — 0; **Passes Defended** — 2, at Detroit (12/21/08); **Forced Fumbles** — 0; **Fumble Recoveries** — 0.

### POSTSEASON

Year	Team	GP	GS	Tot	TACKLES			Yds	INTERCEPTIONS					FUMBLES		
					Solo	Asst	Sk		No	Yds	Lg	TD	PD	FF	FR	Yds
2007	Washington	1	1	2	2	0	0.0	0.0	0	0	0	0	1	0	0	0
<b>NFL Totals</b>		<b>1</b>	<b>1</b>	<b>2</b>	<b>2</b>	<b>0</b>	<b>0.0</b>	<b>0.0</b>	<b>0</b>	<b>0</b>	<b>0</b>	<b>0</b>	<b>1</b>	<b>0</b>	<b>0</b>	<b>0</b>

**ADDITIONAL STATISTICS: Special Teams Tackles** — (2007, 3) **Total: 3.**

**POSTSEASON CAREER HIGHS: Tackles** — 2, at Seattle (1/5/08); **Sacks** — 0; **Interceptions** — 0; **Int. Ret for TD** — 0; **Passes Defended** — 1, at Seattle (1/15/08); **Forced Fumbles** — 0; **Fumble Recoveries** — 0; **Special Teams Tackles** — 3, at Seattle (1/5/08).




**Chip  
VAUGHN**
**21**

HEIGHT: 6-1      WEIGHT: 221  
 COLLEGE: WAKE FOREST  
 JOINED SAINTS: D4A-09  
 NFL EXPERIENCE: 2  
 BIRTHDATE: 10/26/85

**S**

**NFL CAREER** – Vaughn will compete for a roster spot in New Orleans' defensive backfield after being sidelined for his rookie season with a training camp knee injury. This young, hard-hitting safety was chosen by the Saints with their first pick in the fourth round (116th overall) of the 2009 NFL Draft.

**CAREER TRANSACTIONS** – Placed on injured reserve, 9/5/09; Signed to a four-year contract, 7/30/09; Selected by Saints in the fourth round (116th overall) of the 2009 NFL Draft.

**2009** – Spent entire rookie season on injured reserve, rehabilitating from a training camp knee injury that required surgery.

**COLLEGE CAREER** – Four-year letterman at Wake Forest who was a significant contributor his first two seasons and started his final two years... Finished career, playing 51 games with 24 starts for the Demon Deacons and made 258 tackles (170 solo) with three interceptions, had 22 pass defenses, forced one fumble and recovered four... As a senior in 2008, earned first-team All-ACC honors when he had 87 tackles (59 solo), two fumble recoveries, two interception returns for 37 yards and six pass defenses... As a junior in 2007, was All-ACC honorable mention after appearing in all 13 games with ten starts at FS... Became the first Wake Forest DB since 1989 to lead the team in tackles, posting 105 stops (62 solo), two fumble recoveries, one returned 38 yards for a touchdown, 14 passes defended and one interception... Had fumble return for TD at Boston College.

**PERSONAL** – Sociology and religion major... Attended Robinson Secondary (Fairfax, Va.) HS, where he earned All-State and Prep All-American honors as a senior offensive and defensive lineman... Also competed on the school's track team... Born Clarence B. Vaughn on October 26, 1985 in Goldsboro, N.C.


**Jonathan  
VILMA**
**51**

HEIGHT: 6-1      WEIGHT: 230  
 COLLEGE: MIAMI (FLA)  
 JOINED SAINTS: TR-08 (NYJ)  
 NFL EXPERIENCE: 7  
 BIRTHDATE: 4/16/82

**LB**

**NFL CAREER** – A leader on the field and in the locker room, tireless in preparation and fierce while patrolling the middle, Vilma has proven to be everything the Saints had hoped for since acquiring him in 2008. Vilma has been the club's leading tackler the past two seasons, earning a reputation as one of the NFL's top linebackers. Fresh after the Saints inked him to a five-year contract in the first day of free agency and elected defensive captain by his teammates, the former University of Miami standout enjoyed his finest season in 2009. He became the first Saints linebacker to be selected to the Pro Bowl since 2000, recording 130 tackles, two sacks, three interceptions and eight pass defenses. Vilma arrived in New Orleans after a four-year stint with the New York Jets, where after being selected 12th overall in 2004, he earned Defensive Rookie of the Year honors. Though six seasons, Vilma has enjoyed impressive results, recording 741 tackles (514 solo), ten interceptions, eight forced fumbles, six recoveries and 5.5 sacks, starting 84 of 86 career games.

**HONORS** – **2009:** Pro Bowl; **2005:** Pro Bowl; **2004:** Associated Press NFL Defensive Rookie of the Year; Football Digest Defensive Rookie of the Year; Pro Football Writers of America All-Rookie Team; AFC Defensive Rookie of the Month (November).

**CAREER TRANSACTIONS** – Re-signed to five-year contract (UFA), 3/3/09; Acquired by Saints from New York Jets for a fourth-round selection in the 2008 NFL Draft, 2/29/08; Placed on Injured Reserve, 10/27/07; Selected in the first round by Jets (12th overall) in the 2004 NFL Draft.

**2009** – Elected defensive team captain, started all 15 regular season games and three postseason games in which he played...Did not play at Carolina, Jan. 3...Led Saints in tackles for second consecutive season with 130 (102 solo)...Added two sacks, three interceptions, tied for second in NFL among linebackers and eight pass defenses...Tied career-highs in takedowns, picks and deflections...Selected to second Pro Bowl of career, the first Saints linebacker to receive the honor since 2000 (Mark Fields)...In postseason, recorded 14 tackles (13 solo), one interception, one forced fumble, one fumble recovery and two pass defenses...Recorded four tackles (three solo), a sack of Lions QB Matthew Stafford for a loss of seven yards and a pass defense vs. Detroit, Sept. 13...South Florida native played in hometown for the first time since joining Saints at Miami, Oct. 25 and led team with 11 solo tackles, including three behind the line of scrimmage...Tipped a pass by QB Matt Ryan in the fourth quarter at the New

Orleans one-yard line vs. Atlanta, Nov. 2. The ball was picked up in the air by CB Tracy Porter and returned 18 yards, helping create a TD drive that gave New Orleans an 11-point cushion. Also added nine tackles (seven solo)...Recorded 12 tackles (ten solo), with two stops for a loss vs. Carolina, Nov. 8...Recorded 12 tackles (11 solo) for second straight week...Made first INT of season with a third quarter pick of Buccaneers QB Josh Freeman at Tampa Bay, Nov. 22...Led the Saints with ten tackles (eight solo) vs. New England, Nov. 30...His fourth quarter INT of Jason Campbell, prevented a score and guaranteed game would go to overtime at Washington, Dec. 6. Also added nine tackles (six solo)...Led team with eight tackles (seven solo) and made two big fourth quarter plays to seal win at Atlanta, Dec. 13, with an INT of QB Chris Redman and tackle of RB Jason Snelling short of first down marker on critical fourth-and-two situation, their final offensive play...Posted season-high 15 tackles (11 solo) with four-yard sack of QB Tony Romo and a pass defense vs. Dallas, Dec. 19...Tied for team lead with ten tackles (seven solo) at Tampa Bay, Dec. 27...In NFC Championship vs.

## 2009 GAME BY GAME

Date	Opp.	DEFENSE		SOLO	AST	TOT	SACK/YDS	INT/YDS	PD	FF	FR
		GP	ST								
9/13	DET	X	X	3	1	4	1 7	0 0	1	0	0
9/20	@PHI	X	X	6	2	8	0 0	0 0	1	0	0
9/27	@BUF	X	X	3	2	5	0 0	0 0	0	0	0
10/4	NYJ	X	X	3	5	8	0 0	0 0	0	0	0
10/18	NYG	X	X	3	0	3	0 0	0 0	0	0	0
10/25	@MIA	X	X	11	0	11	0 0	0 0	0	0	0
11/2	ATL	X	X	7	2	9	0 0	0 0	2	0	0
11/8	CAR	X	X	10	2	12	0 0	0 0	1	0	0
11/15	@STL	X	X	11	1	12	0 0	0 0	0	0	0
11/22	@TB	X	X	6	0	6	0 0	1 6	1	0	0
11/30	NE	X	X	8	2	10	0 0	0 0	0	0	0
12/6	@WAS	X	X	6	3	9	0 0	1 8	0	0	0
12/13	@ATL	X	X	7	1	8	0 0	1 11	1	0	0
12/19	DAL	X	X	11	4	15	1 4	0 0	1	0	0
12/27	TB	X	X	7	3	10	0 0	0 0	0	0	0
1/3	@CAR						Did Not Play				
2009 Season		15	15	102	28	130	2 11	3 25	8	0	0

Minnesota, Vilma made three big plays; a third quarter INT of Brett Favre at the New Orleans 28-yard line, forcing a fumble by RB Adrian Peterson and recovering a fumble by WR Bernard Berrian deep in New Orleans territory. Also chipped in five solo tackles and a pass defense...In Super Bowl XLIV, recorded eight tackles (seven solo), including one for a loss when he stuffed RB Joseph Addai on a second-and-one play for a three yard loss to help set up a three-and-out. Also broke up a deep pass to Colts WR Austin Collie on a fourth quarter, third-and-11 play to force what would be a missed field goal attempt. **2008** – Led or shared team-lead in tackles in 10 contests, and recorded double-digit tackle totals in eight games...With 151 stops (100 solo), had most tackles for a Saint since LB Winfred Tubbs had 160 in 1997...Set career-high with two fumble recoveries, and added three forced fumbles, an interception, a sack and eight pass defenses...In Saints debut, had team-high 12 tackles vs. Tampa Bay, Sept. 7...Posted season-high 17 tackles (12 solo) at Washington, Sept. 14, and two pass defenses, playing every defensive snap...Set up Saints' first TD with a recovered fumble and notched eight stops vs. San Francisco, Sept. 28...In Weeks 5-7, post-

# 51 Jonathan VILMA LB (cont.)



Vilma has made a significant impact in the middle of the Saints defense since joining the club in 2008, leading the team in tackles each season. A leader on and off the field, he's has been recognized by teammates as the club's winner of the Ed Block Courage Award in 2008 and was voted the defensive team captain in 2009.

Last season he led the Saints in stops for the second consecutive season with 130 tackles (102 solo), two sacks, three interceptions and eight passes defended. He was the first Saints linebacker to be selected to the Pro Bowl since Mark Fields after the 2000 season.

His memorable moments in 2009 were many. Among his top performances:

- Recorded nine tackles vs. Atlanta, but his biggest play came when he tipped a pass at the New Orleans one-yard line with the Saints holding a four point lead. The ball was picked off by CB Tracy Porter and returned 18 yards to lead to a TD and give the Saints an 11-point cushion.
- Nine tackles and a late fourth quarter interception at Washington that kept the Redskins from scoring and ensured the game would go to overtime.
- His eight-tackle day at Atlanta led the team. The biggest plays came in the fourth quarter with an interception and a tackle of Falcons RB Jason Snelling short of the first down marker on a critical fourth-and-two play, one yard short, to ensure a 26-23 win.
- In the NFC Championship Game vs. Minnesota, made three big plays; intercepting QB Brett Favre, forcing a fumble by RB Adrian Peterson and later recovering another fumble by WR Bernard Berrian
- In Super Bowl XLIV, made eight tackles, including one where he stuffed Colts RB Joseph Addai for a three-yard loss and broke up a deep pass in the fourth quarter on a critical third-and-11 play.

ed 32 tackles and deflected two passes...Oct. 26 vs. San Diego had 10 tackles (eight solo) and an eight-yard interception return. INT of QB Phillip Rivers at New Orleans 10 ended Chargers' scoring opportunity...Had dominating performance at Tampa Bay, Nov. 30, with seven stops (six solo), a sack, a tipped pass, a sack, two forced fumbles and a fumble recovery...Recovered a fumble and added nine tackles at Chicago, Dec. 11...Closed season with 13 stops (10 solo) vs. Carolina, Dec. 28. **2007** – Selected as defensive captain by Jets teammates, started seven games and made 39 tackles with an interception and two pass defenses before suffering knee injury that landed him on injured reserve...Led team with nine tackles at Buffalo, Sept. 30...Picked off an Eli Manning pass at New York Giants, Oct. 7...Notched four solo tackles and a pair of pass defenses Oct. 14 vs. Philadelphia...Placed on injured reserve with knee injury, Oct. 27. **2006** – Started all 16 games at ILB, recording 116 tackles, an interception and four pass defenses...Led team in tackles with 12 in win at Tennessee, Sept. 10...Put up 10 tackles and returned a recovered fumble 12 yards Sept. 24 at Buffalo...Led team with 11 tackles and notched two pass defenses and an interception in win vs. Detroit, Oct. 22...Forced a fumble and added nine tackles at Miami Christmas night. **2005** – Earned team MVP honors and a Pro Bowl berth as he led the NFL with 187 tackles (143 solo), intercepted a pass, forced four fumbles, recovered a fumble and had four pass defenses...In Oct. 9 win vs. Tampa Bay, led team with 14 tackles (11 solo) and a forced fumble...Made nine stops (seven solo) and notched a pass defense and his first INT of season at Atlanta, Oct. 24...Registered a career-high 18 tackles (14 solo), along with two pass defenses and a forced fumble Nov. 20 at Denver...Notched a team-best 14 tackles, including one for a loss and forced a fumble at New England, Dec. 4...His 17 tackles led team for fourth consecutive week vs. Patriots, Dec. 26. **2004** – Named NFL Defensive Rookie of the Year as he notched 118 tackles, two sacks, three interceptions, four pass defenses, a forced fumble and a fumble recovery...Made first career start at Miami Oct. 3, tying for team-high with seven tackles...Recorded first career INT against San Francisco, Oct. 17, when he picked off a Tim Rattay pass with 1:44 left to seal win...Recorded seven tackles, two pass defenses and returned an INT 38 yards for TD in season finale at St. Louis...Started first play-off game and led team with 12 tackles and a sack in Wild Card win at San Diego...Notched postseason team-high 17 tackles in Divisional Playoff loss at Pittsburgh.

**COLLEGE** – Played in 47 games for the Hurricanes, starting 37, and recorded 371 tackles (234 solo), three sacks, seven fumble recoveries, four forced fumbles and an interception...Three-time Academic All-Big East Conference and two-time Butkus Award nominee (semi-finalist in 2002 and finalist in 2003)...Selected first-team All-America by the American Football Coaches Association and Walter Camp, added second-team honors from Associated Press. Also added first-team All-Big East Conference and Academic All-Big East honors as senior... Unanimous All-Big East Conference and Academic All-Big East first-team choice and semi-finalist for Butkus Award as junior...Selected UM's Scholar-Athlete of the Year for 2002-03 academic year...All-Big East and Academic All-Big East first-team choice as sophomore.



# 51 Jonathan VILMA LB (cont.)

**PERSONAL** – Three-year letter-winner and two-year captain at Coral Gables (Fla.) HS, where he notched 138 tackles and 11 sacks as a senior, and was a Miami Herald Class 5A-6A All-Dade first-team selection...Graduated with a degree in Finance from UM...In support of relief efforts for the Haiti Earthquake, Vilma, whose parents are both natives of the nation, participated in a PSA soliciting fan donations that was aired nationally prior to NFL's conference championship games...Also produced and sold a t-shirt to benefit the efforts... Honored as a Hometown Hero and 2006 National United Way spokesman for the NFL's Lend a Hand campaign at the United Way Gridiron Gala in 2007...Hosts a financial conference for NFL players called "Jonathan Vilma's Financial 51" to help players manage their money...Named a Board Member of the National Football Foundation's "Play It Smart" program, an educational program designed to use football as a vehicle to foster the academic, personal and career development of at-risk student athletes...Has given talks to schools about success on the field and in the classroom, and the importance of a healthy lifestyle... Represented the Miami-Dade County Community Foundation and Jonathan Vilma Charitable Fund on an episode of Wheel of Fortune, which aired on Sept. 6, 2006...Has his own website, [www.jonvilma.com](http://www.jonvilma.com).

## JONATHAN VILMA



Year	Team	GP	GS	Tot	TACKLES			Yds	INTERCEPTIONS					FUMBLES		
					Solo	Asst	Sk		No	Yds	Lg	TD	PD	FF	FR	Yds
2004	N.Y. Jets	16	14	118	75	43	2.0	13.0	3	58	38t	1	4	4	1	0
2005	N.Y. Jets	16	16	187	143	44	0.5	4.0	1	1	1	0	4	4	1	4
2006	N.Y. Jets	16	16	116	68	48	0.0	0.0	1	0	0	0	4	1	1	12
2007	N.Y. Jets	7	7	39	26	13	0.0	0.0	1	1	1	0	2	0	0	0
2008	New Orleans	16	16	151	100	51	1.0	5.0	1	8	8	0	8	2	3	6
2009	New Orleans	15	15	130	102	28	2.0	11.0	3	25	11	0	8	0	0	0
<b>NFL totals</b>		<b>86</b>	<b>84</b>	<b>741</b>	<b>514</b>	<b>227</b>	<b>5.5</b>	<b>33.0</b>	<b>10</b>	<b>93</b>	<b>38t</b>	<b>1</b>	<b>30</b>	<b>8</b>	<b>6</b>	<b>22</b>
<b>Saints totals</b>		<b>31</b>	<b>31</b>	<b>281</b>	<b>202</b>	<b>79</b>	<b>3.0</b>	<b>16.0</b>	<b>4</b>	<b>33</b>	<b>11</b>	<b>0</b>	<b>16</b>	<b>2</b>	<b>3</b>	<b>6</b>

**ADDITIONAL STATISTICS:** Special Teams Tackles — (2004, 8); **Total: 8.**

**CAREER HIGHS:** Tackles — 18, at Denver (11/20/05); Sacks — 1 (5x), last vs. Dallas (12/19/09); Interceptions — 1 (10x), last at Atlanta (12/13/09); Passes Defensed — 2 (6x), last vs. Atlanta (11/2/09); Forced Fumbles — 2, at Tampa Bay (11/30/08); Fumble Recoveries — 1 (6x), last at Chicago (12/11/08).

### POSTSEASON

Year	Team	GP	GS	Tot	TACKLES			Yds	INTERCEPTIONS					FUMBLES		
					Solo	Asst	Sk		No	Yds	Lg	TD	PD	FF	FR	Yds
2004	N.Y. Jets	2	2	30	16	14	1.0	5.0	0	0	0	0	0	0	0	0
2006	N.Y. Jets	1	1	6	4	2	0.0	0.0	0	0	0	0	0	0	0	0
2009	New Orleans	3	3	14	13	1	0.0	0.0	1	3	3	0	2	1	1	0
<b>NFL Totals</b>		<b>6</b>	<b>6</b>	<b>50</b>	<b>33</b>	<b>17</b>	<b>1.0</b>	<b>5.0</b>	<b>1</b>	<b>3</b>	<b>3</b>	<b>0</b>	<b>0</b>	<b>1</b>	<b>1</b>	<b>0</b>
<b>Saints Totals</b>		<b>3</b>	<b>3</b>	<b>14</b>	<b>13</b>	<b>1</b>	<b>0.0</b>	<b>0.0</b>	<b>1</b>	<b>3</b>	<b>3</b>	<b>0</b>	<b>2</b>	<b>1</b>	<b>1</b>	<b>0</b>

**POSTSEASON CAREER HIGHS:** Tackles — 17, at Pittsburgh (1/15/05); Sacks — 1, at San Diego (1/8/05); Interceptions — 1, vs. Minnesota (1/24/10); Passes Defensed — 1 (2x), last vs. Indianapolis (2/7/10); Forced Fumbles — 1, vs. Minnesota (1/24/10); Fumble Recoveries — 1, vs. Minnesota (1/24/10).



# Anthony WATERS

# 59

HEIGHT: 6-3      WEIGHT: 238  
COLLEGE: CLEMSON  
JOINED SAINTS: FA-09  
NFL EXPERIENCE: 3  
BORN: 7/25/84

**LB**

**NFL CAREER** – Waters first signed with the Saints in the 2009 offseason and was edged out of a roster spot at the conclusion of the preseason. He re-joined the Saints late in the season after spending much of the '09 campaign on the Buffalo Bills' practice squad and is in the mix for a place in the linebacker rotation in New Orleans heading into 2010. He was originally a third-round pick of the San Diego Chargers in 2007 out of Clemson, and has appeared in 10 games over three seasons, seeing the majority of his action on special teams.

**CAREER TRANSACTIONS** – Signed by the Saints from the practice squad of the Buffalo Bills, 12/9/09; Signed by Buffalo to practice squad, 10/13/09; Waived by Saints, 9/5/09; Signed by Saints (FA), 4/15/09; Waived by San Diego Chargers, 2/26/09; Signed by San Diego to a four-year contract, 7/23/07; Drafted by San Diego in the third round (96th overall) of the 2007 NFL Draft.

**2009** – Re-signed by Saints late in the season after spending much of the season on the Buffalo practice squad and played in three games, making three tackles on special teams...Made his Saints debut at Atlanta, Dec. 13, and made a tackle on special teams...Posted a career-best two special teams stops against Tampa Bay, Dec. 27...Inactive for all three postseason games. **2008** – Appeared in seven games and recorded three assisted tackles...On special teams, made one tackle and had a fumble recovery...Also appeared in one postseason game and recorded an assisted tackle....Played in his first career game against New England, Oct. 12, seeing action on defense and special teams...Set up San Diego's first touchdown vs. Atlanta, Nov. 30, by recovering muffed punt. **2007** – Inactive for all 16 games plus all three of team's postseason contests.

**COLLEGE** – Sat out almost entire senior season after injuring knee in third quarter of season opener against Florida Atlantic...Honorable mention All-ACC as junior after leading team with 109 tackles (74 solo)...Recipient of team's Solid Rock Award in 2005, given by coaches to the outstanding linebacker...Won player of the game award three times as a junior...Redshirted in 2002...Graduated in 2006 with degree in sports management.

**PERSONAL** – Born in Dillon, S.C...Offensive Player of Year and all-state selection as senior at Lake View (Lake View, S.C.) HS...Saw time as prep at LB, RB, DE, WR and P...As senior, scored 27 total touchdowns and led team in rushing, receiving and tackles.

## 59 Anthony WATERS LB (cont.)

## ANTHONY WATERS



Year	Team	GP	GS	Tot	TACKLES			Yds	INTERCEPTIONS					FUMBLES		
					Solo	Asst	Sk		No	Yds	Lg	TD	PD	FF	FR	Yds
2007	San Diego	0	0	0	0	0	0.0	0.0	0	0	0	0	0	0	0	0
2008	San Diego	7	0	3	0	3	0.0	0.0	0	0	0	0	0	0	0	0
2009	New Orleans	3	0	0	0	0	0.0	0.0	0	0	0	0	0	0	0	0
<b>NFL totals</b>		<b>10</b>	<b>0</b>	<b>3</b>	<b>0</b>	<b>3</b>	<b>0.0</b>	<b>0.0</b>	<b>0</b>	<b>0</b>	<b>0</b>	<b>0</b>	<b>0</b>	<b>0</b>	<b>0</b>	<b>0</b>
<b>Saints totals</b>		<b>3</b>	<b>0</b>	<b>0</b>	<b>0</b>	<b>0</b>	<b>0.0</b>	<b>0.0</b>	<b>0</b>	<b>0</b>	<b>0</b>	<b>0</b>	<b>0</b>	<b>0</b>	<b>0</b>	<b>0</b>

**ADDITIONAL STATISTICS:** Special Teams Tackles — (2008, 3); (2009, 3) **Total: 6;** Special Teams Fumble Recoveries — (2008, 1) **Total: 1.**

**CAREER HIGHS:** Tackles — 1 (3x), last vs. Denver (12/28/08); Sacks — 0; Interceptions — 0; Passes Defensed — 0; Forced Fumbles — 0; Fumble Recoveries — 0; Special Teams Tackles — 2, vs. Tampa Bay (12/27/09).

## POSTSEASON

Year	Team	GP	GS	Tot	TACKLES			Yds	INTERCEPTIONS					FUMBLES		
					Solo	Asst	Sk		No	Yds	Lg	TD	PD	FF	FR	Yds
2008	San Diego	1	0	1	0	1	0.0	0.0	0	0	0	0	0	0	0	0
2009	New Orleans	0	0	0	0	0	0.0	0.0	0	0	0	0	0	0	0	0
<b>NFL Totals</b>		<b>1</b>	<b>0</b>	<b>1</b>	<b>0</b>	<b>1</b>	<b>0.0</b>	<b>0.0</b>	<b>0</b>	<b>0</b>	<b>0</b>	<b>0</b>	<b>0</b>	<b>0</b>	<b>0</b>	<b>0</b>
<b>Saints Totals</b>		<b>0</b>	<b>0</b>	<b>0</b>	<b>0</b>	<b>0</b>	<b>0.0</b>	<b>0.0</b>	<b>0</b>	<b>0</b>	<b>0</b>	<b>0</b>	<b>0</b>	<b>0</b>	<b>0</b>	<b>0</b>

**POSTSEASON CAREER HIGHS:** Tackles — 1, vs. Indianapolis (1/3/09); Sacks — 0; Interceptions — 0; Passes Defensed — 0; Forced Fumbles — 0; Fumble Recoveries — 0.



# Jimmy WILKERSON 99

HEIGHT: 6-2      WEIGHT: 270

COLLEGE: OKLAHOMA

JOINED SAINTS: UFA-10 (TB)

NFL EXPERIENCE: 8

BIRTHDATE: 1/4/81

**DL**

**NFL CAREER** — A versatile veteran lineman who can line up at end or tackle, Wilkerson comes to New Orleans after experiencing a career renaissance over the past two seasons in Tampa Bay. The seven-year veteran posted 11 of his 12 career sacks and 94 tackles after joining the Buccaneers following playing his first five years as a pro with the Kansas City Chiefs. In 103 career appearances - 21 starts - the former University of Oklahoma standout has notched 191 tackles with 10 pass defenses, four forced fumbles, a fumble recovery and 48 tackles on special teams. The former sixth-round pick of the Chiefs has played in a pair of postseason contests, making three tackles.

**CAREER TRANSACTIONS** — Signed by Saints to a one-year contract (UFA-TB), 4/21/10; Placed on injured reserve by Tampa Bay, 12/28/09; Signed by Tampa Bay Buccaneers to a two-year contract, 3/1/08; Re-signed by Kansas City Chiefs to a one-year contract, 3/21/07; Re-signed by Kansas City to one-year contract (RFA), 5/3/06; Signed by Kansas City to a three-year contract,

7/14/03; Selected by Kansas City in the sixth round (189th overall) of the 2003 NFL Draft.

**2009** – Started 15 games on the season for the Buccaneers before being placed on Injured Reserve on Dec. 28, posting career-highs with 66 tackles (42 solo), six sacks three forced fumbles and adding a pair of pass defenses...Recorded one tackle and forced a fumble in season opener against Dallas, Sept. 13...Posted first sack of the season at Buffalo, Sept. 20, dropping QB Trent Edwards; finished game with four tackles...Recorded a sack of QB Jason Campbell on the third play of the game at Washington, Oct. 4, forcing a fumble that set up a touchdown...Recorded a career-high three sacks of QB Donovan McNabb at Philadelphia, Oct. 11, among his six tackles, a pass defense and a forced fumble...Led defensive line with a career-high nine tackles while splitting a sack vs. New England in London, Oct. 25...Left game at New Orleans, Dec. 27, after first play because of knee injury...Placed on Injured Reserve Dec. 28 because of knee injury. **2008** – Played in all 16 contests with one start and tied for second on the team with five sacks...Totaled 28 tackles, five sacks, one forced fumble, two pass defenses, six special teams stops and one special teams fumble recovery...Registered first sack as a Buccaneer vs. Green Bay, Sept. 28, taking down QB Aaron Rodgers...Finished with five tackles, one sack and one forced fumble vs. Minnesota, Nov. 16...Posted first career multi-sack game at Detroit Nov. 23, dropping QB Daunte Culpepper for two sacks among his three tackles...Had one tackle and one sack of QB Philip Rivers vs. San Diego, Dec. 21. **2007** – Played in 16 games with two starts at right defensive end in final season with Kansas City, recording 11 tackles ½ a sack...Also had 13 special teams tackles...Tied a career-high with three special teams tackles at Oakland, Oct. 21...Recorded half of a sack of Vince Young and a special teams tackle vs. Tennessee, Dec. 16. **2006** – Played on defense and special teams in 13 games with one start, making 17 tackles and two pass defenses on defense and also had 11 special teams tackles...Recorded three solo tackles and one pass defense vs. San Francisco, Oct. 1...Tallied two tackles and a career-high three special teams stops at Arizona, Oct. 8...Made his lone start of the season at Cleveland, Dec. 3, recording four tackles...Was inactive for next three games with shoulder injury suffered against the Browns...Registered three tackles in AFC Wild Card Game at Indianapolis, Jan. 6. **2005** – Played in 16 games with two starts and totaled 35 tackles, three pass defenses and one fumble recovery...Also had six special teams tackles...Recorded one tackle, a pass defense and recovered a fumble at Buffalo, Nov. 13...Tallied a season-best five tackles and a special teams stop vs. Cincinnati, Jan. 1. **2004** – Played in 15 games as a reserve on defense and on special teams and had 11 tackles, ½ a sack and three special teams stops...Totaled one tackle, half a sack of Jake Plummer and two special teams stops vs. Denver, Dec. 19. **2003** – Played in 12 games as a defensive reserve and on special teams as a rookie and had 23 tackles and one pass defense with eight special teams tackles... Was inactive for the season's first four contests...Recorded three tackles in his first NFL game vs. Denver, Oct. 5...Recorded a season-high four tackles and two special teams stops vs. Detroit, Dec. 14...Had a special teams tackle in the club's AFC Divisional Playoff Game vs. Indianapolis, Jan. 11.

# 99 Jimmy WILKERSON DL (cont.)

**COLLEGE** – Saw action in 38 games (24 starts) at Oklahoma, amassing 130 tackles (66 solo), 12 sacks, 13 pass defenses and four forced fumbles... Declared for the draft following his junior season... Opened all 14 games at defensive end as a junior in 2002... Was a first-team All-Big 12 choice by The NFL Draft Report... Recorded 46 tackles (25 solo), including six sacks, two pass defenses and one forced fumble... Played in 12 games with 10 starts as a rush end his sophomore season in 2001, earning consensus first-team All-Big 12 honors... Totaled a career-high 68 tackles (31 solo), five sacks, 10 pass defenses and three forced fumbles... Saw action in 12 games as a freshman in 2000, recording 16 tackles (10 solo) and a sack, spending the majority of the season at line-backer... Majored in education.

**PERSONAL** – Named the East Texas Player of the Year as a senior and was a two-time All-Texas selection at Paul H. Pewitt High School in Omaha, Texas... Former prep quarterback threw for 1,209 yards, rushed for 1,430 yards and posted 35 total TDs... Led his squad to the Class 2A quarterfinals as a senior, posting 111 tackles as a linebacker... Led school to the State Championship as a junior... Has been active in the community in previous NFL homes of Kansas City and Tampa... Married to Jamie with two sons, Tyson and Maddox... Resides in Lee's Summit, Mo... Born Jimmy Boyd Wilkerson on January 4, 1981 in Omaha, Texas.

## JIMMY WILKERSON



Year	Team	GP	GS	Tot	TACKLES			Yds	INTERCEPTIONS					FUMBLES		
					Solo	Asst	Sk		No	Yds	Lg	TD	PD	FF	FR	Yds
2003	Kansas City	12	0	23	11	12	0.0	0.0	0	0	0	0	1	0	0	0
2004	Kansas City	15	0	11	4	7	0.5	4.5	0	0	0	0	0	0	0	0
2005	Kansas City	16	2	35	23	12	0.0	0.0	0	0	0	0	3	0	1	0
2006	Kansas City	13	1	17	13	4	0.0	0.0	0	0	0	0	2	0	0	0
2007	Kansas City	16	2	11	8	3	0.5	6.0	0	0	0	0	0	0	0	0
2008	Tampa Bay	16	1	28	21	7	5.0	47.0	0	0	0	0	2	1	0	0
2009	Tampa Bay	15	15	66	42	24	6.0	35.0	0	0	0	0	2	3	0	0
<b>NFL totals</b>		<b>103</b>	<b>21</b>	<b>191</b>	<b>122</b>	<b>69</b>	<b>12.0</b>	<b>92.5</b>	<b>0</b>	<b>0</b>	<b>0</b>	<b>0</b>	<b>10</b>	<b>4</b>	<b>1</b>	<b>0</b>

**ADDITIONAL STATISTICS:** Special Teams Tackles — (2003, 8); (2004, 3); (2005, 6); (2006, 11); (2007, 13); (2008, 6); (2009, 1) **Total: 48;** Special Teams Fumble Recoveries — (2008, 1) **Total: 1;** Kickoff Returns — (2003, 1 for 0 yards) **Total: 1 for 0 yards.**

**CAREER HIGHS:** Tackles — 9, vs. New England (10/25/09); Sacks — 3, at Philadelphia (10/11/09); Interceptions — 0; Passes Defended — 1 (10x), last at Seattle (12/20/09); Forced Fumbles — 1 (4x), last at Philadelphia (10/11/09); Fumble Recoveries — 1, at Buffalo (11/13/05); Special Teams Tackles — 3 (2x), last at Arizona (10/8/06).


### POSTSEASON

Year	Team	GP	GS	Tot	TACKLES			Yds	INTERCEPTIONS					FUMBLES		
					Solo	Asst	Sk		No	Yds	Lg	TD	PD	FF	FR	Yds
2003	Kansas City	1	0	0	0	0	0.0	0.0	0	0	0	0	0	0	0	0
2006	Kansas City	1	0	3	3	0	0.0	0.0	0	0	0	0	0	0	0	0
<b>NFL totals</b>		<b>2</b>	<b>0</b>	<b>3</b>	<b>3</b>	<b>0</b>	<b>0.0</b>	<b>0.0</b>	<b>0</b>	<b>0</b>	<b>0</b>	<b>0</b>	<b>0</b>	<b>0</b>	<b>0</b>	<b>0</b>

**POSTSEASON CAREER HIGHS:** Tackles — 3, at Indianapolis (1/6/07); Sacks — 0; Forced Fumbles — 0; Fumble Recoveries — 0; Passes Defended — 0.

**ADDITIONAL STATISTICS:** Special Teams Tackles — (2003, 8) **Total: 48;**




**Usama  
YOUNG**
**28**
**HEIGHT: 6-0**
**WEIGHT: 200**
**COLLEGE: KENT STATE**
**JOINED SAINTS: 03A-07**
**NFL EXPERIENCE: 4**
**BORN: 5/8/85**
**S**

**NFL CAREER** – The quick-footed defensive back has been a stalwart on special teams since his arrival. Last season Young underwent a successful move to safety. One of the club's two third-round picks in 2007, Young has posted 45 tackles on the coverage units. In 2009, he appeared in 12 games with one start at free safety and made nine tackles (seven solo) and one interception, while adding six tackles and one fumble recovery on special teams.

**CAREER TRANSACTIONS** – Re-signed (RFA), 4/15/10; Signed to a three-year contract, 6/11/07; Selected in the third round (66th overall) in the 2007 NFL Draft.

**2009** – In his first season at safety, appeared in 12 games with one start... Inactive for season opener and missed regular season's final three games following hip and sports hernia injuries... Finished with nine tackles (seven solo) and added six stops and a fumble recovery on special teams... In postseason, appeared in three games, recorded two solo tackles and tied for team lead with four special teams stops... Started at FS in place of injured Darren Sharper at St. Louis, Nov. 15, and made four tackles (two solo) and an end zone interception to thwart a potential Rams score... Had a fumble recovery on punt coverage at Washington, Dec. 6... In Super Bowl XLIV, had two special teams tackles. **2008** – Started two of the 15 games he appeared in, inactive for opener... Ranked second on club with 19 special teams stops, and added a fumble recovery... On defense had career-high 27 tackles (24 solo), two interceptions and five pass defenses... Oct. 26 vs. San Diego, had two special teams tackles and recovered a fumble on kick-off coverage that led to a TD... at Kansas City, Nov. 16, had four stops, two special teams tackles and first career interception... Played extensively on defense vs. Green Bay, Nov. 24 and had a career-best seven tackles (five solo) and knocked away a pass... Added five solo tackles vs. Atlanta... Notched first two career starts at Chicago, Dec. 11 and the following week at Detroit, where he had three tackles and an interception. **2007** – Played in 14 games, contributing primarily on special teams and as a reserve CB... Led team with 20 tackles on special teams and added 10 defensive stops, along with two pass defenses... In opener at Indianapolis, Sept. 6, recorded two special teams tackles... Saw first defensive action against Tennessee, Sept. 24 and broke up a pass... Missed two games with hamstring injury... Had a season-best three special teams stops in Philadelphia game.

**COLLEGE** – Four-year starter at Kent State who opened 37 of 45 career

# 28 UsamaYOUNG s (cont.)

games...Career totals include 198 tackles (129 solo), three forced fumbles, two fumble recoveries, nine interceptions and a blocked kick...A semifinalist for the Draddy Trophy in 2006, which recognizes a college player for his combined success in academics, football performance and community leadership...A second-team All-Mid American Conference selection with a career-high 60 tackles (39 solo), two interceptions, three forced fumbles and a blocked punt as a senior in 2006...Started seven games as a junior and had 50 tackles (30 solo), adding two interceptions...Posted 39 stops (28 solo) and had three interceptions for 57 yards in returns as a sophomore...Health and Physical Education major...Graduated with Educational Studies degree in May, 2009.

**PERSONAL** – Selected by voters on NFL.com as winner of league's "Super Ad" competition in 2008, appearing in a national advertisement during Super Bowl XLIII with his father, LeRoi. The ad spotlighted Usama's job as a youth working as a snacks and drinks vendor at Washington Redskins games, with role of young Usama played by actor Eddie Murphy's son, Christian... Attended Largo (Md.) HS, named second-team all-state as a senior, recording 65 tackles and five interceptions...Earned four letters in track and three each in football and baseball...First name is pronounced oo-SOMM-uh.

## USAMAYOUNG



Year	Team	GP	GS	Tot	TACKLES			Yds	INTERCEPTIONS					FUMBLES		
					Solo	Asst	Sk		No	Yds	Lg	TD	PD	FF	FR	Yds
2007	New Orleans	14	0	10	9	1	0.0	0.0	0	0	0	0	2	0	0	0
2008	New Orleans	15	2	27	24	3	0.0	0.0	2	3	3	0	5	0	0	0
2009	New Orleans	12	1	9	7	2	0.0	0.0	1	24	24	0	0	0	0	0
<b>NFL totals</b>		<b>41</b>	<b>3</b>	<b>46</b>	<b>40</b>	<b>6</b>	<b>0.0</b>	<b>0.0</b>	<b>3</b>	<b>27</b>	<b>24</b>	<b>0</b>	<b>7</b>	<b>0</b>	<b>0</b>	<b>0</b>

**ADDITIONAL STATISTICS:** Special Teams Tackles — (2007, 20); (2008, 19); (2009, 6) **Total: 45; Special Teams Fumble Recoveries** — (2008, 1); (2009, 1) **Total: 2.**

**CAREER HIGHS:** Tackles — 7, vs. Green Bay (11/24/08); Sacks — 0; Interceptions — 1 (3x), last at St. Louis (11/15/09); Passes Defended — 1 (7x), last at Chicago (12/11/08); Forced Fumbles — 0; Fumble Recoveries — 0; Special Teams Tackles — 4, at Washington (9/14/08); Special Teams Fumble Recoveries — 1 (2x), last at Washington (12/6/09).

### POSTSEASON

Year	Team	GP	GS	Tot	TACKLES			Yds	INTERCEPTIONS					FUMBLES		
					Solo	Asst	Sk		No	Yds	Lg	TD	PD	FF	FR	Yds
2009	New Orleans	3	0	2	2	0	0.0	0.0	0	0	0	0	0	0	0	0
<b>NFL totals</b>		<b>3</b>	<b>0</b>	<b>2</b>	<b>2</b>	<b>0</b>	<b>0.0</b>	<b>0.0</b>	<b>0</b>	<b>0</b>	<b>0</b>	<b>0</b>	<b>0</b>	<b>0</b>	<b>0</b>	<b>0</b>

**ADDITIONAL POSTSEASON STATISTICS:** Special Teams Tackles — (2009, 4) **Total: 4**

**POSTSEASON CAREER HIGHS:** Tackles — 2, vs. Arizona (1/16/10); Sacks — 0; Interceptions — 0; Int. Ret. for TD — 0; Passes Defended — 0; Forced Fumbles — 0; Fumble Recoveries — 0; Special Teams Tackles — 2, vs. Indianapolis (2/7/10).



ROOKIES



# Patrick ROBINSON 34

HEIGHT: 5-11      WEIGHT: 191  
 COLLEGE: FLORIDA STATE  
 DRAFTED: 1ST ROUND (32ND OVERALL)  
 NFL EXPERIENCE: R  
 BIRTHDATE: 9/7/87

**CB**

**COLLEGE CAREER** – Possessing an impressive combination of the speed to keep up with the fastest wide receivers and outstanding ball skills, Robinson became only the third cornerback the Saints have selected in the first round (Malcolm Jenkins, 2009; Alex Molden, 1996). As a senior, Robinson was a second-team All-ACC selection after recording a career-high 52 tackles, three stops for a loss, while adding two forced fumbles and 11 passes defended. As a sophomore, he displayed his playmaking abilities by tying the Florida State school record by recording an interception in five consecutive games, as he finished with six picks. Robinson appeared in 45 games with 25 starts, as he was the ninth player the Saints have selected from FSU, the first time New Orleans has picked a Seminole in the first round. His career totals include 117 stops, seven picks, 21 pass defenses, one blocked punt and four forced fumbles.

**2009** – Started 12 games at boundary cornerback...Recorded career-highs in several categories with 52 tackles (36 solo), two forced fumbles and 11 pass defenses...Also had 11 kickoff returns for 218 yards. **2008** – Started eight of nine games he appeared in at boundary cornerback, helping the Seminoles rank sixth in the nation and first in the ACC in pass defense (162.4 avg. yards)...Posted 26 tackles (22 solo), one forced fumble, one interception and four pass defenses...Also returned four kickoffs for 112 yards. **2007** – Honorable mention All-ACC selection after starting five of the 12 games he appeared in at boundary corner position...Posted 28 tackles (18 solo) and had a career-high and team-high six interceptions for 87 yards in returns. Interception total ranked third in the ACC and was tied for 12th in the nation...Also added six pass defenses and a forced fumble. **2006** – Appeared in 12 games as a true freshman, serving as a backup at the field corner position...Recorded 11 tackles (six solo) and gained 16 yards on a blocked punt return...Also returned a blocked PAT for a defensive score vs. Duke.

**PERSONAL** – Social science major...Attended South Miami (Fla.) HS before transferring to Gulliver Preparatory (Miami, Fla.)...Starred in football and track and field, finishing third in the state championships in 100 and 200 meter sprints senior season...As a junior, Robinson was an all-region selection by Prep Star magazine, recording 32 catches for 491 yards and six TDs, adding eight interceptions...Named first-team All-State for Class 2A by Florida Sports Writers Association after intercepting 11 passes on defense and scoring 10 touchdowns on offense as a senior...Born 9/7/87 in Miami, Fla.






## PATRICK ROBINSON



Year	Team	GP	GS	Tot	TACKLES			Yds	INTERCEPTIONS				FUMBLES		
					Solo	Asst	Sk		No	Yds	Lg	TD	PD	FF	FR
2006	Florida State	12	0	11	6	5	0.0	0.0	0	0	0	0	0	0	0
2007	Florida State	12	5	28	18	10	0.0	0.0	6	87	32	0	6	1	0
2008	Florida State	9	8	26	22	4	0.0	0.0	1	0	0	4	1	0	0
2009	Florida State	12	12	52	36	16	0.0	0.0	0	0	0	0	11	2	0
Career totals		45	25	117	82	35	0.0	0.0	7	87	32	0	21	4	0

**ADDITIONAL STATISTICS:** Blocked Punts — (2006, 1) **Total: 1;** Kickoff Returns — (2008, 4 for 112 yards, 28.0 avg., 39 long); (2009, 11 for 218 yards, 19.8 avg., 32 long) **Total: 15 for 330 yards, 22.0 avg., 39 long;** Punt Returns — (2006, 4 for 16 yards, 4.0 avg., 16 long) **Total: 4 for 16 yards, 4.0 avg., 16 long.**

**CAREER HIGHS:** Tackles — 9, at Clemson (11/7/09); Sacks — 0; Interceptions — 1 (7x), last at Georgia Tech (11/1/08); Interception Return Yards — 32, vs. Maryland (11/7/07); Int. Ret for TD — 0; Passes Defensed — 2 (5x), last at Florida (11/28/09); Forced Fumbles — 1 (4x), last at Florida (11/28/09); Fumble Recoveries — 0; Fumble Ret for TD — 0; Blocked Punts — 1, vs. Clemson (9/16/06).



## Charles BROWN

# 71

HEIGHT: 6-5

WEIGHT: 297

COLLEGE: SOUTHERN CALIFORNIA

DRAFTED: 2ND ROUND (64TH OVERALL)

NFL EXPERIENCE: R

BIRTHDATE: 4/10/87

T

**COLLEGE CAREER** – A two-year starter at left tackle for USC, the Saints added depth to their offensive line by selecting Brown, considered one of the of the top offensive linemen available in the NFL Draft. A first-team All-America and All-Pac-10 selection and the Morris Trophy winner as a senior, signifying the conference's top blocker as a senior, Brown appeared in 48 games, starting 27 after originally coming to USC as a tight end. After redshirting for a year, he served as a reserve for two more before becoming a starter on the left side.

**2009** – Started all 13 games at LT and allowed just two sacks on 463 pass plays and was penalized only twice on 919 offensive snaps...Was named a first-team All-American by the NFL Draft Report and the Sporting News and was an All-Pac 10 Conference first-team choice...Also won the Morris Trophy - presented to the conference's premier lineman. **2008** – Started all 13 games at LT and allowed just three sacks and was penalized just once, as the Trojans were ranked 11th in the nation in yards per game (454.7) and led the Pac-10 Conference in passing...Earned All-Pac 10 honorable mention. **2007** – Appeared in nine games as a reserve, starting the season opener vs. Idaho at RT. **2006** – Appeared in all 13 games, seeing extensive action on special teams and limited action on the offensive line as a backup. **2005** – Redshirted as a freshman TE before moving to tackle in the middle of the season.



# 71 CharlesBROWN T (cont.)

**PERSONAL** – Social science psychology major...Attended Diamond Ranch (Chino Hills, Calif.) HS where he competed as a two-way lineman and TE...Named Los Angeles Times All-San Gabriel Valley Lineman of the Year as a senior...Born April 10, 1987 in Chino Hills, Calif.



## CHARLESBROWN



Games Played/Started: Southern California — (2006, 13/0); (2007, 9/1); (2008, 13/13); (2009, 13/13) Totals: 48/27



## Jimmy GRAHAM

# 80

HEIGHT: 6-6      WEIGHT: 260  
COLLEGE: MIAMI (FLA.)  
DRAFTED: 3RD ROUND (95TH OVERALL)  
NFL EXPERIENCE: R  
BIRTHDATE: 11/24/86

TE

**COLLEGE CAREER** – A four-year basketball letterman at the University of Miami (Fla.), who made a successful transition to football in 2009, becoming a tall red zone target for the Hurricanes. After his basketball career concluded in the spring of 2009, Graham declined several overseas professional offers and worked extremely hard on both the practice field and in the weight room to convert into a tight end. Graham continued to progress and improve throughout the season and recorded 17 receptions for 213 yards with five touchdowns. With his impressive package of speed and athleticism, Graham will look to continue to develop and become a contributor on offense.

**2009** – Appeared in 13 games, starting one contest in a multiple tight end set...Made 17 receptions for 213 yards (12.5 ypc.) and five TDs. **Basketball Career** – Appeared in 120 games, starting 39 contests for the UM basketball team...His 104 blocked shots rank eighth in school history...Made 50.8% of his field goals (202-of-398) and 105-of-208 free throws (50.5%), scoring 509 points, an average of 4.2 points per game...Grabbed a total of 502 rebounds (4.2 rpg.), as he totaled 63 steals and 47 assists...Tied for tenth in program history with 120 career games played...Two-time Academic All-ACC selection.

**PERSONAL** – Earned a business degree with a double major in marketing and management in May, 2009... Attended Charis Preparatory Academy (N.C.), where he played basketball, football, baseball and tennis...On the hardwood, earned All-American honorable mention from Street & Smith magazine, in addition to garnering All-State, Conference MVP and team MVP honors...In his final season, averaged 20.7 points, 13.8 rebounds and 4.6 blocks per game...During junior season, grabbed 15.1 rebounds and scored 18.2 points per game.



## JIMMY GRAHAM



Year	Team	GP	GS	RECEIVING				
				No	Yds	Avg	Lg	TD
2009	Miami (Fla.)	13	1	17	213	12.5	22	5
<b>Career Totals</b>		<b>13</b>	<b>1</b>	<b>17</b>	<b>213</b>	<b>12.5</b>	<b>22</b>	<b>5</b>

**ADDITIONAL STATISTICS:** Kickoff Returns — (2009, 3 att., 30 yds., 10.0 avg., 12 long) **Total: 3 att, 30 yds., 10.0 avg., 12 long.**

**CAREER HIGHS:** Receptions — 5, vs. Duke (11/21/09); Receiving Yards — 73, vs. Duke (11/21/09); Long Reception — 22, vs. Duke (11/21/09); Receiving TDs — 1 (5x), last at North Carolina (11/14/09).



AL WOODS

94

HEIGHT: 6-4

WEIGHT: 307

COLLEGE: LOUISIANA STATE

DRAFTED: 4TH ROUND (123RD OVERALL)

NFL EXPERIENCE: R

BIRTHDATE: 3/25/87

DT

**COLLEGE CAREER** – A key contributor on LSU's defensive front who has outstanding size and strength, Woods appeared in 41 games with 15 starts for the Tigers and posted 73 tackles (35 solo), 3.5 sacks and eight tackles for a loss. Woods, who possesses the power to collapse the pocket and take on double teams, will seek to earn a spot in the New Orleans defensive line rotation.

**2009** – Started all 13 games and recorded 33 tackles with one sack...Also blocked a field goal that was returned for a touchdown. **2008** – Played in ten games, starting two contests...Finished the year with 11 tackles. **2007** – Was a key contributor for LSU's National Championship squad, appearing in 12 games with one start...Recorded 22 tackles (13 solo), two sacks for a loss of 15 yards and tied for the SEC lead with three fumble recoveries. **2006** – Appeared in six games, including the Sugar Bowl as a freshman and was credited with seven tackles and one sack.

**PERSONAL** – Earned Parade Magazine, USA Today and Reebok All-America honors as a senior at Elton (La.) HS... Finished an outstanding high school career in 2005 with 109 tackles and 12 tackles for loss in his senior season...Had 100 tackles and 11 tackles for loss as a junior...Received first-team all-state and all-district honors his last two seasons...Also played on the offensive line during his senior season...Majored in general studies with concentrations in African-American studies, communications studies and sports studies at LSU...Full name: Al Joseph Woods...Born, March 25, 1987 in Jennings, La.

94 **ALWOODS** DT (cont.)**ALWOODS**

Year	Team	GP	GS	Tot	TACKLES			Yds	INTERCEPTIONS					FUMBLES		
					Solo	Asst	Sk		No	Yds	Lg	TD	PD	FF	FR	Yds
2006	LSU	6	0	7	3	4	0.5	1.0	0	0	0	0	0	0	0	0
2007	LSU	12	0	22	13	9	2.0	15.0	0	0	0	0	0	0	3	0
2008	LSU	10	2	11	4	7	0.0	0.0	0	0	0	0	0	0	0	0
2009	LSU	13	13	33	15	18	1.0	5.0	0	0	0	0	2	0	0	0
<b>Career totals</b>		<b>41</b>	<b>15</b>	<b>73</b>	<b>35</b>	<b>38</b>	<b>3.5</b>	<b>21.0</b>	<b>0</b>	<b>0</b>	<b>0</b>	<b>0</b>	<b>2</b>	<b>0</b>	<b>3</b>	<b>0</b>

**ADDITIONAL STATISTICS:** Blocked Field Goal — (2009, 1) **Total: 1.**

**CAREER HIGHS:** Tackles — 5 (2x), last at Mississippi State (9/26/09); Sacks — 1 (3x), last vs. Louisiana Tech (11/14/09); Interceptions — 0; Passes Defensed — 1 (2x), last vs. Louisiana Tech (11/14/09); Forced Fumbles — 0; Fumble Recoveries — 1 (3x), last at Tulane (9/29/07); Fumble Ret for TD — 0; Blocked Field Goals — 1, at Mississippi (11/21/09).

**Matt  
TENNANT****65**

HEIGHT: 6-4      WEIGHT: 300  
 COLLEGE: BOSTON COLLEGE  
 DRAFTED: 5TH ROUND (158TH OVERALL)  
 NFL EXPERIENCE: R  
 BIRTHDATE: 3/19/87

**C**

**COLLEGE CAREER** – A third-team All-American at Boston College, this intelligent, tough, hard-nosed lineman was only the second Eagle to be named a finalist for the Rimington Trophy, annually awarded to college football's top center. After moving from guard to the pivot after his freshman year, this iron man would start the next 41 games of his college career.

**2009** – Was a third-team All-American selection by the NFL Draft Report, an All-Atlantic Coast Conference first-team choice and became just the second Boston College player to be named a finalist for the Rimington Award...One of the team captain's, started all 13 games at center and posted a blocking consistency grade of 83.2%...Had 80 key blocks/knockdowns, including thirteen touch-down-resulting blocks and three blocks down the field. **2008** – Was a second-team All-Atlantic Coast Conference selection from the NFL Draft Report and earned honorable mention honors from the league's coaches and media, starting all 14 games at center...Led the team and ranked second in the nation among centers with a blocking consistency grade of 86.4% as part of a front line that helped the team average 142.9 yards per game rushing...Delivered 98 knock-downs/key blocks.. **2007** – After moving to center in training camp, ended up opening up every game in the middle as the Eagles generated 5,924 yards in total offense and scored 50 offensive touchdowns. **2006** – Appeared in five games as a backup guard.

**PERSONAL** – Attended Archbishop Moeller (Cincinnati, Ohio) HS... three-year starter at guard, who was an Associated Press All-State selection as a senior in 2004, as well as being honored as the Greater Catholic South League's Lineman of the Year...Also lettered in wrestling and track...Studied in the College of Arts & Sciences at BC...Full name: Matthew H. Tennant...Born, March 19, 1987.



## MATT TENNANT



Games Played/Started: Boston College — (2006, 5/0); (2007, 14/14); (2008, 14/14); (2009, 13/13) Totals: 46/41



## Sean CANFIELD

# 4

HEIGHT: 6-4      WEIGHT: 223  
COLLEGE: OREGON STATE  
DRAFTED: 7TH ROUND (239TH OVERALL)  
NFL EXPERIENCE: R  
BIRTHDATE: 11/12/86

QB

**COLLEGE CAREER** – Canfield comes to the Saints coming off his first full season as a starter, where he rebounded from a serious shoulder injury suffered as a sophomore, to garner All Pac-10 honors, completing 67.9% of his passes, throwing for 3,271 yards with 21 touchdown throws and only seven interceptions. In four seasons with the Beavers, the lefthander appeared in 25 games with 24 starts and completed 552-of-861 passes (64.1%) for 5,970 yards, 38 touchdowns and 26 interceptions, while adding three rushing scores.

**2009** – All Pac-10 Conference first-team choice...Elected team co-captain started thirteen games and completed 303 of 446 attempts (67.93%) for 3,271 yards, 21 touchdowns, and seven interceptions...Completion percentage set a school record. **2008** – After missing the first few weeks of the season recovering from a shoulder injury suffered in 2007, served primarily as a backup, starting two games and completed 56-of-84 passes (66.7%) for 703 yards with six touchdowns and two interceptions. **2007** – Started the first nine games before suffering a throwing shoulder labrum injury and connected on 165-of-286 passes (57.69%) for 1,661 yards, nine touchdowns and 15 interceptions. **2006** – Played in eight games as reserve and completed 28-of-45 attempts (62.2%) for 335 yards and two TDs. 2005 - Redshirted as a freshman.

**PERSONAL** – Attended Carlsbad (Calif.) HS... Three-year starter, who earned All-State, All-Avocado and league's Offensive Player of the Year Award each of those seasons...Passed for 42 touchdowns and 5,165 yards in his prep career...Philosophy major...Born, November 12, 1986.

## 4 Sean CANFIELD QB (cont.)



## SEAN CANFIELD



Year	Team	GP	GS	Att	PASSING				TD	Int	Lg	RUSHING				Lg	TD
					Cmp	Pct	Yds					Att	Yds	Avg.			
2006	Oregon State	8	0	45	28	62.2	335		2	2	67t	3	-10	-3.3		1t	1
2007	Oregon State	10	9	286	165	57.7	1,661		9	15	48t	36	-115	-3.2		18	0
2008	Oregon State	4	2	84	56	66.7	703		6	2	75	6	-28	-4.7		2	0
2009	Oregon State	13	13	446	303	68.0	3,271		21	7	87t	48	-160	-3.3		7	2
<b>Career Totals</b>		<b>35</b>	<b>24</b>	<b>861</b>	<b>552</b>	<b>64.1</b>	<b>5,970</b>		<b>38</b>	<b>26</b>	<b>87t</b>	<b>93</b>	<b>-313</b>	<b>-3.4</b>		<b>18</b>	<b>3</b>


**Career record as starter:** 15-9 (.625); 5-4 (.556) in 2007, 2-0 (1.000) in 2008, 8-5 (.615) in 2009.

**CAREER HIGHS:** Attempts — 48, at Arizona State (9/22/07); Completions — 31, vs. Arizona (9/26/09); Completion Pct. — 80.6, at UNLV (9/12/09); Passing Yards — 353, vs. Idaho State (9/15/07); Long Pass — 87t, vs. Portland State (9/5/09); Interceptions — 5, at Arizona State (9/22/07); Passing TDs — 4, vs. Washington (11/14/09); Rushes — 0; Rushing Yards — 10, at Southern California (11/3/07); Long Rush — 18, at Southern California (11/3/07); Rushing TDs — 1 (3x), last vs. Brigham Young (12/22/09).



# FREEAGENT/UNDRAFTED

## 18 Larry Beavers, WR Wesley (5-10, 186) NFL Experience: 1



Signed by the Saints as a free agent, 5/13/10... First entered the NFL as an undrafted free agent signed by the Carolina

Panthers, 5/1/09 before being waived at the conclusion of the preseason, 9/5/09... A true speed-merchant, he holds the NCAA all-division records for kick return touchdowns with 10 and total return touchdowns with 13... Totaled 41 career collegiate touchdowns and 5,373 all-purpose yards for Division III Wesley College... Was a D-III All-American as a senior after posting a 39.5-yard average on kickoff returns and 29 yards on punt returns for 14 all-purpose touchdowns... Was an three-sport all-state performer in high school at Annapolis (Md.) HS, excelling in football, baseball and track.

## 89 Montez Billings, WR Auburn (6-1, 181) NFL Experience: R




Signed by the Saints as a rookie free agent, 5/11/10, after participating in the team's rookie minicamp on a tryout basis...

Played in 34 career games over three seasons for the Tigers, catching a total of 55 passes for 645 yards with a touchdown... Posted career-bests as a redshirt sophomore in 2007 with 28 receptions for 321 yards and a score... Graduated with a degree in public administration... Prepped at Pelham

(Ala.) HS, where he was named to numerous All-American teams as a receiver and also lettered in basketball and track, winning the state championship in the 200-meter dash... Born Montez LaMonds Billings June 15, 1986.

## 61 Brandon Carter, G Texas Tech (6-6, 319) NFL Experience: R



Signed by Saints as a rookie free agent, 5/3/10... Was a three-year starter for the Red Raiders, opening 40 of the 49 games he

played in his college career... Earned first-team All-Big XII Conference honors as a senior in 2009 after receiving honorable mention in both of his sophomore and junior seasons... Majored in exercise sport science at Texas Tech... Was an all-state selection as a high school lineman at Spring Hill (Longview, Texas) HS, where he played defense for three seasons before switching to offense... Born Brandon Scott Carter Sept. 10, 1986 in Lakewood, N.J.

## 95 Harry Coleman, LB Louisiana State (6-2, 212) NFL Experience: R



Signed by Saints as a rookie free agent, 5/3/10... Was a four-year letterman at LSU, playing in 52 career games – starting the final

26 of them – as he moved to line-backer as a senior after playing safety earlier in his career... Totaled 183 tackles for his career with four sacks, 11

## FREEAGENT/UNDRAFTED

pass defenses, four forced fumbles and a pair of fumble recoveries...Notched career-highs as a senior, posting 82 tackles with four sacks and three forced fumbles, being named the Tigers' Most Valuable Player... Graduated with a degree in general studies...Was an all-state performer as a two-way player at West St. Mary (Baldwin, La.) HS, also lettering in track, baseball and basketball...Harry Corday Coleman was born Nov. 10, 1985 in Franklin, La.

### **72 Tim Duckworth, G** **Auburn (6-4, 318)** **NFL Experience: 1**



First signed by New Orleans 8/2/07 after spending brief period of Spring 2007 following NFL Draft with Denver Broncos

and played in preseason before being waived at the end of training camp each of the last three seasons...Has spent three full seasons (2007-09) on the New Orleans practice squad with a stint on the Philadelphia Eagles' practice squad for the 2008 postseason... Re-signed with the Saints, 1/28/09... Two-year starter at RG at Auburn who made rapid adjustment to OL after originally beginning career as a DT... Was twice elected second-team All-SEC in 2005-06... Made 12 tackles and two sacks as a freshman defensive lineman in 2003... Two-way lineman at Taylorsville (Miss.) HS...PrepStar All-American was a four-year starter on the line... Earned Clarion-Ledger all-state honors...As senior, tallied 52 tackles, seven sacks, two fumble recoveries and a forced fumble... Played center on basketball team... Born Sept. 14, 1982.

### **67 Junior Galette, DE** **Stillman (6-2, 258)** **NFL Experience: R**



Signed by Saints as a rookie free agent, 5/5/10... Played one season at Division II Stillman College, where he earned second team All-

American honors with 56 tackles and 9½ sacks...Played in 33 games at Temple before transferring to Stillman, starting 21 and tallying 80 tackles with 16 sacks and three forced fumbles for the Owls...Posted 7½ sacks as a junior and gained second-team All-MAC plaudits...Prepped at St. Joseph Regional (Montvale, N.J.) HS, where he played linebacker and fullback and also was a standout on the basketball team...Junior Jovais Galette was born March 27, 1988 in Port Au Prince, Haiti.

### **47 Clint Gresham, LS** **Texas Christian (6-3, 238)** **NFL Experience: R**




Signed by Saints as a rookie free agent, 5/7/10... Served as the Horned Frogs' long snapper for three seasons, playing in 38

career games and making eight tackles...Was the only long snapper invited to the NFL Scouting Combine following his senior season... Transferred to TCU after spending his freshman year at Oklahoma... Majored in entrepreneurial management...Was named all-district as a senior at Ray (Corpus Christi, Texas) HS...Born Aug. 24, 1986.

# FREEAGENT/UNDRAFTED

## 66 Earl Heyman, DT Louisville (6-1, 310) NFL Experience: 1



Signed by Saints as a rookie free agent, 5/11/09 after participating in the rookie minicamp on a tryout basis... Waived at the

conclusion of training camp and subsequently signed to the practice squad, 11/10/09, where he spent the remainder of the season...A four-year letterman and two-year starter at Louisville who appeared in 48 games with 29 starts and totaled 114 tackles (66 solo), 10 sacks, 20 tackles for a loss, two forced fumbles and six fumble recoveries...Recorded a career-high five sacks as a senior... Majored in justice administration... Prepped at Ballard (Louisville, Ky.) HS...Born Sept. 5, 1987.

## 48 Chris Ivory, RB Tiffin (6-0, 222) NFL Experience: R



Signed by Saints as a rookie free agent 5/3/10... Played his senior season at Division II Tiffin University, where he carried

39 times for 223 yards in five games after transferring from Washington State... Limited to 22 games over three seasons with the Cougars due to injuries, rushing for 534 yards on 91 attempts with four touchdowns along with a 22.8-yard average on 23 kick-off returns... Was a three-year letterman and all-district selection as a prep at Longview (Texas) HS, where he also ran track... Christopher Lee

Ivory was born March 22, 1988 in Longview, Texas.

## 82 Tyler Lorenzen, TE Connecticut (6-5, 234) NFL Experience: 1




Signed by the Saints to their practice squad, 9/15/09...First signed as an undrafted free agent by the Jacksonville

Jaguars, 4/27/09 and spent the preseason with them before being waived, 9/1/09...A former college quarterback, he made the transition to tight end... Started 21 games at QB in two seasons at Connecticut...Career totals included 276 of 509 passing for 3,236 yards with 16 TDs...In 2008 started eight games and finished 79 of 162 passing for 869 yards and three TDs...Showed ability to run with 206 career rushes for 612 yards and five TDs...Spent the 2006 season at Palomar Community College in San Marcos, Calif., after originally signing with Iowa State in 2005...Was JUCO All-America selection...Management major...Attended Eddyville-Blakesburg High (Iowa) HS...Named first-team all-state as a senior...Three-year letterman in basketball, track and football...Tyler John Lorenzen was born Dec. 24, 1985 in Fremont, Iowa.

# FREEAGENT/UNDRAFTED

## 49 Sam Maxwell, LB Kentucky (6-2, 244) NFL Experience: R



Signed by the Saints as a rookie free agent, 5/11/10, earning a contract after participating in the team's rookie minicamp on a

tryout basis... Played in 47 career games for the Wildcats with 15 starts, totaling 153 tackles, 2½ sacks, seven interceptions, 10 pass defenses and three forced fumbles... Took over a starting position as a senior and earned second-team All-SEC honors as he tallied 86 tackles and six interceptions with one returned for a touchdown... Majored in family science at UK... Was a two-way prep standout at Hart County (Hartwell, Ga.) HS, where he also played basketball... Samuel Robrickus Maxwell was born May 13, 1987 in Hartwell, Ga.

## 79 Jermeay Parnell, T Mississippi (6-6, 290) NFL Experience: 1



Signed by Saints as a rookie free agent, 5/4/09... Initially signed as a defensive end but made the transition to offensive tackle

and spent the 2009 season on the Saints practice squad... Played one season of college football after lettering in basketball for four seasons for the Rebels... Played football for his first time since eighth grade as a senior and had one tackle for a loss, seeing action in five contests... Played an important role in rotation in the front-court during his basketball career... As

a senior, played in 30 games with seven starts, averaging 3.7 points and 3.3 rebounds and ranking second on the team with 22 blocked shots... Majored in Art... Played summer basketball in China in 2005 and 2006, and also studied abroad in Costa Rica... Attended Gosnell (Ark.) HS... Full name: Jermeay Alexander Parnell... Born July 20, 1986.


## 68 Jay Ross, DT East Carolina (6-3, 302) NFL Experience: R



Signed with Saints as an undrafted free agent, 5/3/10... Was a three-year starter on the Pirates' defensive line, opening 42

games of the 52 he played for East Carolina, three times earning honorable mention All-Conference USA honors... Totaled 140 tackles with 25 behind the line including eight sacks with two forced fumbles and a fumble recovery, one of which he returned for a touchdown... Majored in communications at ECU... Was an all-area lineman at New Hanover (Wilmington, N.C.) HS, earning three letters in football and two more in basketball... Jay Randall Ross was born Oct. 3, 1987 in Wilmington, N.C.


**63 Brandon Sharpe, DE**  
**Texas Tech (6-2, 254)**  
**NFL Experience: R**



Signed by Saints as a rookie free agent, 5/4/10... Played in 23 games for the Red Raiders over three seasons after playing one

season at Fresno (Calif.) City College, tallying 41 tackles with 16 sacks... Was named first-team All-Big XII as a senior as he started 12 games and set a Texas Tech record with 15 sacks with three forced fumbles and two fumble recoveries... Majored in human development and family studies... Prepped at Toombs County HS in Lyons, Ga... Born Brandon Antonio Sharpe Dec. 11, 1986 in Lyons, Ga.

**81 Matt Simon, WR**  
**Northern Illinois (6-1, 200)**  
**NFL Experience: 1**




First signed by Saints as a rookie free agent, 5/11/09, after participating on a tryout basis in the rookie mini-camp... Waived

by Saints at the end of the preseason and then signed to the team's practice squad before being released, 9/15/09... Re-signed by the Saints, 2/12/10... Appeared in 44 college games with 17 starts over four seasons at NIU with 96 receptions for 1,660 yards and eight TDs... Posted career-highs in 2007 as junior with 52 catches for 969 yards and five TDs... As a senior, was one of only 22 players in nation selected to the Allstate AFCA Good Works Team for leadership and work in the community... Graduated with degree in man-

agement... Attended Farmington (Minn.) HS... Born Dec. 4, 1985 in Edina, Minn.


**14 Andy Tanner, WR**  
**Midwestern State (6-0, 183)**  
**NFL Experience: R**



Signed by Saints as a rookie free agent, 5/13/10, after participating in the team's rookie minicamp as a tryout player... Played in 38

games at Division II Midwestern State, catching 120 passes for 1,716 yards and 20 touchdowns... Gained honorable mention All-America and first-team All-Lone Star Conference honors as a senior as he totaled 75 receptions for 1,186 yards and 12 touchdowns... Majored in accounting... Was a two-time all-district selection at Rockwall (Texas) HS... Born May 16, 1988.

**38 Marcell Young, CB**  
**Jackson State (6-0, 183)**  
**NFL Experience: R**



Signed by Saints as a rookie free agent, 5/3/10... Played in 21 games over two seasons at Jackson State after transferring

from Hinds (Miss.) Community College... Totaled 49 tackles with two interceptions, five pass defenses, a sack and a fumble recovery at JSU... Majored in finance... Prepped at Hinds County Agricultural (Utica, Miss.) HS... Marcell Rashad Young was born Sept. 2, 1987 in Jackson, Miss.



# 2010 ALPHABETICAL ROSTER

NO.	NAME	POS.	HT.	WT.	BORN	EXP.	COLLEGE	H.S. HOMETOWN
53	ARNOUX, Stanley	LB	6-0	232	9/9/86	2	Wake Forest	Sunrise, Fla.
87	ARRINGTON, Adrian	WR	6-3	192	11/7/85	2	Michigan	Cedar Rapids, Iowa
92	AYODELE, Remi	DT	6-2	318	4/22/83	4	Oklahoma	Grand Prairie, Texas
18	BEAVERS, Larry	WR	5-10	186	10/7/85	1	Wesley	Annapolis, Md.
89	BILLINGS, Montez	WR	6-1	181	6/15/86	R	Auburn	Pelham, Ala.
9	BREES, Drew	QB	6-0	209	1/15/79	10	Purdue	Austin, Texas
96	BROWN, Alex	DE	6-3	260	6/4/79	9	Florida	White Springs, Fla.
71	BROWN, Charles	T	6-5	297	4/10/87	R	Southern California	Chino Hills, Calif.
25	BUSH, Reggie	RB	6-0	203	3/2/85	5	Southern California	Spring Valley, Calif.
74	BUSHROD, Jermon	T	6-5	315	8/19/84	4	Towson	King George, Va.
4	CANFIELD, Sean	QB	6-4	223	11/12/86	R	Oregon State	Carlsbad, Calif.
61	CARTER, Brandon	G	6-6	319	9/10/86	R	Texas Tech	Longview, Texas
52	CASILLAS, Jonathan	LB	6-1	227	6/3/87	2	Wisconsin	New Brunswick, N.J.
97	CHARLESTON, Jeff	DE	6-4	265	1/19/83	4	Idaho State	Oregon City, Ore.
95	COLEMAN, Harry	LB	6-2	212	11/10/85	R	Louisiana State	Baldwin, La.
12	COLSTON, Marques	WR	6-4	225	6/5/83	5	Hofstra	Harrisburg, Pa.
10	DANIEL, Chase	QB	6-0	225	10/7/86	2	Missouri	Southlake, Texas
72	DUCKWORTH, Tim	G	6-4	318	9/14/82	1	Auburn	Taylorville, Miss.
56	DUNBAR, Jo-Lonn	LB	6-0	226	3/13/85	3	Boston College	Syracuse, N.Y.
98	ELLIS, Sedrick	DT	6-1	307	7/9/85	3	Southern California	Chino, Calif.
44	EVANS, Heath	FB	6-0	250	12/30/78	10	Auburn	West Palm Beach, Fla.
73	EVANS, Jahri	G	6-4	318	8/22/83	5	Bloombsburg	Philadelphia, Pa.
54	EVANS, Troy	LB	6-3	238	12/3/77	9	Cincinnati	Cincinnati, Ohio
67	GALETTE, Junior	DE	6-2	258	3/27/88	R	Stillman	Spring Valley, N.Y.
20	GAY, Randall	CB	5-11	190	5/5/82	7	Louisiana State	Brusly, La.
75	GODDARD, Na'Shan	G/T	6-5	315	4/23/83	2	South Carolina	Dayton, Ohio
76	GOODWIN, Jonathan	C	6-3	318	12/2/78	9	Michigan	Richland, S.C.
29	GORRER, Danny	CB	6-0	173	6/1/86	2	Texas A&M	Port Arthur, Texas
80	GRAHAM, Jimmy	TE	6-6	260	11/24/86	R	Miami (Fla.)	Goldsboro, N.C.
33	GREER, Jabari	CB	5-11	180	2/11/82	7	Tennessee	Jackson, Tenn.
47	GRESHAM, Clint	LS	6-3	238	8/24/86	R	Texas Christian	Corpus Christi, Texas
30	HAMILTON, Lynell	RB	6-0	235	8/5/85	2	San Diego State	Stockton, Calif.
69	HARGROVE, Anthony	DL	6-3	272	7/20/83	6	Georgia Tech	Punta Gorda, Fla.
13	HARPER, Rod	WR	6-0	209	3/26/85	2	Murray State	Bradenton, Fla.
41	HARPER, Roman	S	6-1	200	12/11/82	5	Alabama	Prattville, Ala.
5	HARTLEY, Garrett	K	5-8	196	5/16/86	3	Oklahoma	Southlake, Texas
19	HENDERSON, Devery	WR	5-11	200	3/26/82	7	Louisiana State	Opelousas, La.
66	HEYMAN, Earl	DT	6-1	310	9/5/87	1	Louisville	Louisville, Ky.
43	HILL, P.J.	RB	5-10	218	1/3/87	2	Wisconsin	East Elmhurst, N.Y.
84	HUMPHREY, Tory	TE	6-2	255	1/20/83	4	Central Michigan	Saginaw, Mich.
55	INGRAM, Clint	LB	6-2	240	3/21/83	5	Oklahoma	Hallsville, Texas
48	IYORY, Chris	RB	6-0	222	3/22/88	R	Tiffin	Longview, Texas
27	JENKINS, Malcolm	S	6-0	204	12/20/87	2	Ohio State	Piscataway, N.J.
35	JONES, Reggie	S	6-0	193	3/15/86	2	Portland State	Federal Way, Wash.
45	KEASEY, Zak	FB	6-0	235	3/19/82	3	Princeton	Lake Orion, Mich.
57	KYLE, Jason	LS	6-3	242	5/12/72	16	Arizona State	Tempe, Ariz.
60	LECKEY, Nick	C	6-3	291	3/12/82	7	Kansas State	Grapevine, Texas
82	LORENZEN, Tyler	TE	6-5	234	12/24/85	1	Connecticut	Fremont, Iowa
46	MAILE, Marcus	FB	6-0	255	10/30/86	2	Weber State	Salt Lake City, Utah
49	MAXWELL, Sam	LB	6-2	244	5/13/87	R	Kentucky	Hartwell, Ga.
37	McKIE, Jason	FB	5-11	247	5/22/80	9	Temple	Gulf Breeze, Fla.
17	MEACHEM, Robert	WR	6-2	210	9/28/84	4	Tennessee	Tulsa, Okla.
62	METCALF, Terrence	G	6-4	310	1/28/78	8	Mississippi	Clarksdale, Miss.
50	MITCHELL, Marvin	LB	6-3	249	10/21/84	4	Tennessee	Norfolk, Va.
16	MOORE, Lance	WR	5-9	190	8/31/83	5	Toledo	Westerville, Ohio
6	MORSTEAD, Thomas	P	6-4	225	3/7/86	2	Southern Methodist	Pearland, Texas
77	NICKS, Carl	G	6-5	343	5/14/85	3	Nebraska	Salinas, Calif.
79	PARNELL, Jerney	T	6-6	290	7/20/86	1	Mississippi	Gosnell, Ark.

# 2010 ALPHABETICAL ROSTER

NO.	NAME	POS.	HT.	WT.	BORN	EXP.	COLLEGE	H.S. HOMETOWN
22	PORTER, Tracy	CB	5-11	186	8/11/86	3	Indiana	Port Allen, La.
90	PRESSLEY, DeMario	DT	6-3	301	11/3/85	3	North Carolina State	Greensboro, N.C.
31	PRIOLEAU, Pierson	S	5-11	188	8/6/77	12	Virginia Tech	Alvin, S.C.
39	REIS, Chris	S	6-1	215	9/19/83	4	Georgia Tech	Roswell, Ga.
34	ROBINSON, Patrick	CB	5-11	191	9/7/87	R	Florida State	Miami, Fla.
15	ROBY, Courtney	WR	6-0	189	8/10/83	5	Indiana	Indianapolis, Ind.
68	ROSS, Jay	DT	6-3	302	10/3/87	R	East Carolina	Wilmington, N.C.
58	SHANLE, Scott	LB	6-2	245	11/23/79	8	Nebraska	St. Edward, Neb.
63	SHARPE, Brandon	DE	6-2	254	12/11/86	R	Texas Tech	Lyons, Ga.
42	SHARPER, Darren	S	6-2	210	11/3/75	14	William & Mary	Richmond, Va.
88	SHOCKEY, Jeremy	TE	6-5	251	8/18/80	9	Miami (Fla.)	Ada, Okla.
81	SIMON, Matt	WR	6-1	200	12/4/85	1	Northern Illinois	Farmington, Minn.
91	SMITH, Will	DE	6-3	282	7/4/81	7	Ohio State	Utica, N.Y.
78	STINCHCOMB, Jon	T	6-5	315	8/27/79	8	Georgia	Lilburn, Ga.
64	STRIEF, Zach	T	6-7	320	9/22/83	5	Northwestern	Milford, Ohio
14	TANNER, Andy	WR	6-0	183	5/16/88	R	Midwestern State	Rockwall, Texas
65	TENNANT, Matt	C	6-4	300	3/19/87	R	Boston College	Cincinnati, Ohio
85	THOMAS, David	TE	6-3	248	7/5/83	5	Texas	Plainview, Texas
23	THOMAS, Pierre	RB	5-11	215	12/18/84	4	Illinois	Lynwood, Ill.
24	TORRENCE, Leigh	CB	5-11	179	1/4/82	5	Stanford	Atlanta, Ga.
21	VAUGHN, Chip	S	6-2	221	10/26/85	2	Wake Forest	Fairfax, Va.
51	VILMA, Jonathan	LB	6-1	230	4/16/82	7	Miami (Fla.)	Coral Gables, Fla.
59	WATERS, Anthony	LB	6-3	238	7/25/84	3	Clemson	Lake View, S.C.
99	WILKERSON, Jimmy	DL	6-2	270	1/4/81	8	Oklahoma	Naples, Texas
94	WOODS, Al	DT	6-4	307	3/25/87	R	Louisiana State	Elton, La.
38	YOUNG, Marcell	CB	6-0	183	9/2/87	R	Jackson State	Jackson, Miss.
28	YOUNG, Usama	S	6-0	200	5/8/85	4	Kent State	Largo, Md.

**HEAD COACH:** SEAN PAYTON (Fifth season). **Assistants:** Pete Carmichael Jr. (Offensive Coordinator), Gregg Williams (Defensive Coordinator), Joe Vitt (Assistant Head Coach/Linebackers), Greg McMahon (Special Teams Coordinator), Dennis Allen (Secondary), Charles Byrd (Assistant Strength and Conditioning), Dan Dalrymple (Head Strength and Conditioning), Bret Ingalls (Running Backs), Bill Johnson (Defensive Line), Curtis Johnson (Wide Receivers), Travis Jones (Assistant Defensive Line), Aaron Kromer (Offensive Line/Running Game), Joe Lombardi (Quarterbacks), Mike Mallory (Assistant Special Teams), Terry Malone (Tight Ends), Tony Oden (Assistant Secondary), Carter Sheridan (Offensive Assistant/Wide Receivers), Frank Smith (Coaching Assistant), Marcus Ungaro (Coaching Assistant), Blake Williams (Coaching Assistant).

# 2010 NUMERICAL ROSTER

NO.	NAME	POS.	HT.	WT.	AGE	EXP.	COLLEGE	HOW ACQUIRED
4	CANFIELD, Sean	QB	6-4	223	23	R	Oregon State	D7-10
5	HARTLEY, Garrett	K	5-8	196	24	3	Oklahoma	FA-08
6	MORSTEAD, Thomas	P	6-4	225	24	2	Southern Methodist	D5-09
9	BREES, Drew	QB	6-0	209	31	10	Purdue	UFA-06 (SD)
10	DANIEL, Chase	QB	6-0	225	23	2	Missouri	FA-09
12	COLSTON, Marques	WR	6-4	225	27	5	Hofstra	D7b-06
13	HARPER, Rod	WR	6-0	209	25	2	Murray State	FA-09
14	TANNER, Andy	WR	6-0	183	22	R	Midwestern State	FA-10
15	ROBY, Courtney	WR	6-0	189	27	5	Indiana	FA-09
16	MOORE, Lance	WR	5-9	190	26	5	Toledo	FA-07
17	MEACHEM, Robert	WR	6-2	210	25	4	Tennessee	D1-07
18	BEAVERS, Larry	WR	5-10	186	24	1	Wesley	FA-10
19	HENDERSON, Devery	WR	5-11	200	28	7	Louisiana State	D2a-04
20	GAY, Randall	CB	5-11	190	28	7	Louisiana State	UFA-08 (NE)
21	VAUGHN, Chip	S	6-2	221	24	2	Wake Forest	D4a-09
22	PORTER, Tracy	CB	5-11	186	23	3	Indiana	D2-08
23	THOMAS, Pierre	RB	5-11	215	25	4	Illinois	FA-07
24	TORRENCE, Leigh	CB	5-11	179	28	5	Stanford	WAI-08 (Was)
25	BUSH, Reggie	RB	6-0	203	25	5	Southern California	D1-06
27	JENKINS, Malcolm	S	6-0	204	22	2	Ohio State	D1-09
28	YOUNG, Usama	S	6-0	200	25	4	Kent State	D3a-07
29	GORRER, Danny	CB	6-0	173	24	2	Texas A&M	WAI-10 (StL)
30	HAMILTON, Lynell	RB	6-0	235	24	2	San Diego State	FA-08
31	PRIOLEAU, Pierson	S	5-11	188	32	12	Virginia Tech	UFA-09 (Jax)
33	GREER, Jabari	CB	5-11	180	28	7	Tennessee	UFA-09 (Buf)
34	ROBINSON, Patrick	CB	5-11	191	22	R	Florida State	D1-10
35	JONES, Reggie	S	6-0	193	24	2	Portland State	FA-09
37	McKIE, Jason	FB	5-11	247	30	9	Temple	FA-10
38	YOUNG, Marcell	CB	6-0	183	22	R	Jackson State	FA-10
39	REIS, Chris	S	6-1	215	26	4	Georgia Tech	FA-07
41	HARPER, Roman	S	6-1	200	27	5	Alabama	D2-06
42	SHARPER, Darren	S	6-2	210	34	14	William & Mary	UFA-09 (Min)
43	HILL, P.J.	RB	5-10	218	23	2	Wisconsin	WAI-10 (Was)
44	EVANS, Heath	FB	6-0	250	31	10	Auburn	UFA-09 (NE)
45	KEASEY, Zak	FB	6-0	235	28	3	Princeton	FA-10
46	MAILEI, Marcus	FB	6-0	255	23	2	Weber State	FA-09 (Phi-PS)
47	GRESHAM, Clint	LS	6-3	238	23	R	Texas Christian	FA-10
48	IVORY, Chris	RB	6-0	222	22	R	Tiffin	FA-10
49	MAXWELL, Sam	LB	6-2	244	23	R	Kentucky	FA-10
50	MITCHELL, Marvin	LB	6-3	249	25	4	Tennessee	D7-07
51	VILMA, Jonathan	LB	6-1	230	28	7	Miami (Fla.)	TR-08 (NYJ)
52	CASILLAS, Jonathan	LB	6-1	227	23	2	Wisconsin	FA-09
53	ARNOUX, Stanley	LB	6-0	232	23	2	Wake Forest	D4b-09
54	EVANS, Troy	LB	6-3	238	32	9	Cincinnati	UFA-07 (Hou)
55	INGRAM, Clint	LB	6-2	240	27	5	Oklahoma	FA-10
56	DUNBAR, Jo-Lonn	LB	6-0	226	25	3	Boston College	FA-08
57	KYLE, Jason	LS	6-3	242	38	16	Arizona State	FA-09
58	SHANLE, Scott	LB	6-2	245	30	8	Nebraska	TR-06 (Dal)
59	WATERS, Anthony	LB	6-3	238	25	3	Clemson	FA-09 (Buf-PS)
60	LECKEY, Nick	C	6-3	291	28	7	Kansas State	UFA-09 (StL)
61	CARTER, Brandon	G	6-6	319	23	R	Texas Tech	FA-10
62	METCALF, Terrence	G	6-4	310	32	8	Mississippi	FA-10
63	SHARPE, Brandon	DE	6-2	254	23	R	Texas Tech	FA-10
64	STRIEF, Zach	T	6-7	320	26	5	Northwestern	D7a-06
65	TENNANT, Matt	C	6-4	300	23	R	Boston College	D5-10
66	HEYMAN, Earl	DT	6-1	310	22	1	Louisville	FA-09
67	GALETTE, Junior	DE	6-2	258	22	R	Stillman	FA-10
68	ROSS, Jay	DT	6-3	302	22	R	East Carolina	FA-10

# 2010 NUMERICAL ROSTER

NO.	NAME	POS.	HT.	WT.	AGE	EXP.	COLLEGE	HOW ACQUIRED
69	HARGROVE, Anthony	DL	6-3	272	26	6	Georgia Tech	UFA-09 (Buf)
71	BROWN, Charles	T	6-5	297	23	R	Southern California	D2-10
72	DUCKWORTH, Tim	G	6-4	318	27	1	Auburn	FA-09
73	EVANS, Jahri	G	6-4	318	26	5	Bloomsburg	D4-06
74	BUSHROD, Jermon	T	6-5	315	25	4	Towson	D4b-07
75	GODDARD, Na'Shan	G/T	6-5	315	27	2	South Carolina	FA-10
76	GOODWIN, Jonathan	C	6-3	318	31	9	Michigan	UFA-06 (NYJ)
77	NICKS, Carl	G	6-5	343	25	3	Nebraska	D5b-08
78	STINCHCOMB, Jon	T	6-5	315	30	8	Georgia	D2-03
79	PARNELL, Jermey	T	6-6	290	23	1	Mississippi	FA-09
80	GRAHAM, Jimmy	TE	6-6	260	23	R	Miami (Fla.)	D3-10
81	SIMON, Matt	WR	6-1	200	24	1	Northern Illinois	FA-10
82	LORENZEN, Tyler	TE	6-5	234	24	1	Connecticut	FA-09
84	HUMPHREY, Tory	TE	6-2	255	27	4	Central Michigan	FA-09
85	THOMAS, David	TE	6-3	248	26	5	Texas	TR-09 (NE)
87	ARRINGTON, Adrian	WR	6-3	192	24	2	Michigan	D7-08
88	SHOCKEY, Jeremy	TE	6-5	251	29	9	Miami (Fla.)	TR-08 (NYG)
89	BILLINGS, Montez	WR	6-1	181	24	R	Auburn	FA-10
90	PRESSLEY, DeMario	DT	6-3	301	24	3	North Carolina State	D5a-08
91	SMITH, Will	DE	6-3	282	28	7	Ohio State	D1-04
92	AYOOLE, Remi	DT	6-2	318	27	4	Oklahoma	FA-08
94	WOODS, Al	DT	6-4	307	23	R	Louisiana State	D4-10
95	COLEMAN, Harry	LB	6-2	212	24	R	Louisiana State	FA-10
96	BROWN, Alex	DE	6-3	260	31	9	Florida	FA-10
97	CHARLESTON, Jeff	DE	6-4	265	27	4	Idaho State	FA-08
98	ELLIS, Sedrick	DT	6-1	307	24	3	Southern California	D1-08
99	WILKERSON, Jimmy	DL	6-2	270	29	8	Oklahoma	UFA-10 (TB)

**HEAD COACH:** SEAN PAYTON (Fifth season). **Assistants:** Pete Carmichael Jr. (Offensive Coordinator), Gregg Williams (Defensive Coordinator), Joe Vitt (Assistant Head Coach/Linebackers), Greg McMahon (Special Teams Coordinator), Dennis Allen (Secondary), Charles Byrd (Assistant Strength and Conditioning), Dan Dalrymple (Head Strength and Conditioning), Bret Ingalls (Running Backs), Bill Johnson (Defensive Line), Curtis Johnson (Wide Receivers), Travis Jones (Assistant Defensive Line), Aaron Kromer (Offensive Line/Running Game), Joe Lombardi (Quarterbacks), Mike Mallory (Assistant Special Teams), Terry Malone (Tight Ends), Tony Oden (Assistant Secondary), Carter Sheridan (Offensive Assistant/Wide Receivers), Frank Smith (Coaching Assistant), Marcus Ungaro (Coaching Assistant), Blake Williams (Coaching Assistant).

# HOW THE SAINTS WERE BUILT

## 2003

### DRAFT:

T **Jon Stinchcomb** (2)

## 2004

### DRAFT:

DE **Will Smith** (1)

WR **Devery Henderson** (2a)

## 2006

### DRAFT:

RB **Reggie Bush** (1)

S **Roman Harper** (2)

G **Jahri Evans** (5a)

T **Zach Strief** (7a)

WR **Marques Colston** (7b)

### FREE AGENTS:

QB **Drew Brees** (UFA-SD)

C **Jonathan Goodwin** (UFA-NYJ)

### TRADES:

LB **Scott Shanle** – *Acquired from Dallas for 2007 seventh-round pick.*

## 2007

### DRAFT:

WR **Robert Meachem** (1)

S **Usama Young** (3a)

T **Jermion Bushrod** (4b)

### FREE AGENTS:

LB **Troy Evans** (UFA-Hou)

LB **Marvin Mitchell** (FA)

WR **Lance Moore** (FA)

S **Chris Reis** (FA)

RB **Pierre Thomas** (FA)

## 2008

### DRAFT:

DT **Sedrick Ellis** (1)

CB **Tracy Porter** (2)

G **Carl Nicks** (5b)

### FREE AGENTS:

DT **Remi Ayodele** (FA)

DE **Jeff Charleston** (FA)

LB **Jo-Lonn Dunbar** (FA)

CB **Randall Gay** (UFA-NE)

RB **Lynell Hamilton** (FA)

K **Garrett Hartley** (FA)

### TRADES:

LB **Jonathan Vilma** – *Acquired from New York Jets for 2008 fourth-round pick and 2009 third-round pick.*

TE **Jeremy Shockey** – *Acquired from New York Giants for 2009 second-round and fifth-round picks.*

### CLAIMED OFF WAIVERS:

CB **Leigh Torrence** – *(Claimed off waivers from Washington, Nov. 10)*

## 2009

### DRAFT:

CB **Malcolm Jenkins** (1)

S **Chip Vaughn** (4a)

LB **Stanley Arnoux** (4b)

P **Thomas Morstead** (5)

### FREE AGENTS:

WR **Adrian Arrington** (FA)

LB **Jonathan Casillas** (FA)

QB **Chase Daniel** (FA)

G **Tim Duckworth** (FA)

FB **Heath Evans** (UFA-NE)

CB **Jabari Greer** (UFA-Buf)

DE **Anthony Hargrove** (UFA-Buf)

WR **Rod Harper** (FA)

DT **Earl Heyman** (FA)

TE **Tory Humphrey** (FA)

CB **Reggie Jones** (FA)

LS **Jason Kyle** (FA)

C **Nick Leckey** (FA)

TE **Tyler Lorenzen** (FA)

FB **Marcus Maille** (FA)

T **Jermy Parnell** (FA)

DT **DeMario Pressley** (FA)

S **Pierson Prioleau** (UFA-Jax)

WR **Courtney Roby** (FA)

S **Darren Sharper** (UFA-Min)

LB **Anthony Waters** (FA)

### TRADES:

TE **David Thomas** – *Acquired from New England for 2011 conditional draft pick.*

## 2010

### DRAFT:

CB **Patrick Robinson** (1)

T **Charles Brown** (2)

TE **Jimmy Graham** (3)

DT **Al Woods** (4)

C **Matt Tennant** (5)

QB **Sean Canfield** (7)

### FREE AGENTS:

WR **Larry Beavers** (FA)

WR **Montez Billings** (FA)

DE **Alex Brown** (FA)

G **Brandon Carter** (FA)

LB **Harry Coleman** (FA)

DE **Junior Galette** (FA)

G/T **Na'Shan Goddard** (FA)

LS **Clint Gresham** (FA)

LB **Clint Ingram** (FA)

RB **Chris Ivory** (FA)

FB **Zak Keasey** (FA)

LB **Sam Maxwell** (FA)

FB **Jason McKie** (FA)

G **Terrence Metcalf** (FA)

WR **Matt Simon** (FA)

DT **Jay Ross** (FA)

DE **Brandon Sharpe** (FA)

WR **Andy Tanner** (FA)

DL **Jimmy Wilkerson** (UFA-TB)

CB **Marcell Young** (FA)

### CLAIMED OFF WAIVERS:

RB **P.J. Hill** – *(Claimed off waivers from Washington, May 4)*

CB **Danny Gorrer** – *(Claimed off waivers from St. Louis, June 29)*





REVIEW

# 2009NFLSEASONINREVIEW

## 2009NFLStandings

### National Football Conference

NFC East						
	W	L	T	PCT.	PTS.	PA
Dallas	11	5	0	.688	361	250
Philadelphia	11	5	0	.688	429	337
New York Giants	8	8	0	.500	402	427
Washington	4	12	0	.250	266	336

NFC North						
	W	L	T	PCT.	PTS.	PA
Minnesota	12	4	0	.750	470	312
Green Bay	11	5	0	.688	461	297
Chicago	7	9	0	.438	327	375
Detroit	2	14	0	.125	262	494

NFC South						
	W	L	T	PCT.	PTS.	PA
New Orleans	13	3	0	.813	510	341
Atlanta	9	7	0	.563	363	325
Carolina	8	8	0	.500	315	308
Tampa Bay	3	13	0	.188	244	400

NFC West						
	W	L	T	PCT.	PTS.	PA
Arizona	10	6	0	.625	375	325
San Francisco	8	8	0	.500	330	281
Seattle	5	11	0	.313	280	390
St. Louis	1	15	0	.063	175	436

### American Football Conference

AFC East						
	W	L	T	PCT.	PTS.	PA
New England	10	6	0	.625	427	285
New York Jets	9	7	0	.563	348	236
Miami	7	9	0	.438	360	390
Buffalo	6	10	0	.375	258	326

AFC North						
	W	L	T	PCT.	PTS.	PA
Cincinnati	10	6	0	.625	305	291
Baltimore	9	7	0	.563	391	261
Pittsburgh	9	7	0	.563	368	324
Cleveland	5	11	0	.313	245	375

AFC South						
	W	L	T	PCT.	PTS.	PA
Indianapolis	14	2	0	.875	416	307
Houston	9	7	0	.563	388	333
Tennessee	8	8	0	.500	354	402
Jacksonville	7	9	0	.438	290	380

AFC West						
	W	L	T	PCT.	PTS.	PA
San Diego	13	3	0	.813	454	320
Denver	8	8	0	.500	326	324
Oakland	5	11	0	.313	197	379
Kansas City	4	12	0	.250	294	424

## 2009NFLPostSeasonResults



### NFC WILD CARD PLAYOFF GAMES

Dallas Cowboys 34, Philadelphia Eagles 14  
Arizona Cardinals 51, Green Bay Packers 45 (OT)

### AFC WILD CARD PLAYOFF GAMES

New York Jets 24, Cincinnati Bengals 14  
Baltimore Ravens 33, New England Patriots 14



### ★ DIVISIONAL ★

### NFC DIVISIONAL PLAYOFF GAMES

New Orleans Saints 45, Arizona Cardinals 14  
Minnesota Vikings 34, Dallas Cowboys 3

### AFC DIVISIONAL PLAYOFF GAMES

Indianapolis Colts 20, Baltimore Ravens 3  
New York Jets 17, San Diego Chargers 14



### NFC CHAMPIONSHIP GAME

New Orleans Saints 31, Minnesota Vikings 28 (OT)



### AFC CHAMPIONSHIP GAME

Indianapolis Colts 30, New York Jets 17



### SUPER BOWL XLIV

New Orleans Saints 31, Indianapolis Colts 17

## RECORD: 13-3 FINISH: 1st-NFC SOUTH

Date	W/L	Score	Opponent	Attendance	SCORING	TD	Ru	Pa	Rt	PAT	FG	S	TP	PUNTING	No.	Yds	Avg	Net	TB	In	Lg	B
09/13	W	45-27	DETROIT	69,719	Greer	1	0	0	1		0	6		Mostread	58	2528	43.6	36.0	4	18	60	0
09/20	W	48-22	at Philadelphia	69,144	Hargrove	1	0	0	1		0	6		Team	58	2528	43.6	36.0	4	18	60	0
09/27	W	27-7	at Buffalo	70,261	Porter	1	0	0	1		0	6		Opponents	71	3055	43.0	38.9	7	19	61	0
10/04	W	24-10	NEW YORK JETS	70,009	Roby	1	0	0	1		0	6										
10/18	W	48-27	NEW YORK GIANTS	70011	D. Thomas	1	0	1	0		0	6		PUNT RETURNS	Ret	FC	Yds	Avg	Long	TD		
10/25	W	46-34	at Miami	66,689	Team	64	21	34	9	60/63	22/28	0	510	Bush	27	9	130	4.8	23	0		
11/02	W	35-27	ATLANTA	70,088	Opponents	37	19	15	3	36/36	27/32	1	341	Henderson	4	5	16	4.0	11	0		
11/08	W	30-20	CAROLINA	70,011										Moore	1	2	0	0.0	0	0		
11/15	W	28-23	at St. Louis	59,858	2-PT. Conversions: Team 0-1, Opponents 0-1									Sharper	1	1	6	6.0	6	0		
11/22	W	38-7	at Tampa Bay	62,720										Team	33	17	152	4.6	23	0		
11/30	W	38-17	NEW ENGLAND	70,768	SACKS: Smith 13, Grant 5.5, Hargrove 5, Ellis 2, Vilma 2, Ayodele 1.5, Rom, Harper 1.5, McCray 1.5, Fujita 1, Gay 1, Sharper 0.5, Torrence 0.5 Saints 35, Opponents 20									Opponents	25	13	358	14.3	77	1		
12/06	W	33-0	OT at Washington	84,520																		
12/13	W	26-23	at Atlanta	68,930																		
12/19	L	17-24	DALLAS	70,213																		
12/27	L	17-20	TAMPA BAY	70,021																		
1/03	L	10-23	at Carolina	73,047	FUM/LOST: Brees 10/6, Bush 4/2, Bell 2/2, Colston 2/2, Meachem 2/1, Roby 2/1, P. Thomas 2/1, Ellis 1/1																	

TEAM STATISTICS	N.O.	OPP
Total First Downs	348	310
Rushing	115	111
Passing	215	175
Penalty	18	24

3rd Down: Made/Att	88/197	82/216
3rd Down Pct.	44.7	38.0
4th Down: Made/Att	6/15	11/24
4th Down Pct.	40.0	45.8

POSSESSION AVG.	31:10	28:50
TOTAL NET YARDS	6461	5724

Avg. Per Game	403.8	357.8
Total Plays	1032	1044

Avg. Per Play	6.3	5.5
NET YARDS RUSHING	2106	1955

Avg. Per Game	131.6	122.2
Total Rushes	468	435

NET YARDS PASSING	4355	3769
Avg. Per Game	272.2	235.6

Sacked/Yards Lost	20/135	35/192
Gross Yards	4490	3961

Att./Completions	544/378	574/330
Completion Pct.	69.5	57.5

Had Intercepted	12	26
PUNTS/AVERAGE	58/43.6	71/43.0

NET PUNTING AVG.	58/36.0	71/38.9
PENALTIES/YARDS	89/787	86/717

FUMBLES/BALL LOST	25/16	18/13
TOUCHDOWNS	64	37

Rushing	21	19
Passing	34	15

Returns	9	3
---------	---	---

SCORE BY PERIODS	Q1	Q2	Q3	Q4	OT	PTS
Team	85	176	107	139	3	510
Opponents	106	93	91	49	3	341

SCORING	TD	Ru	Pa	Rt	PAT	FG	S	TP	INTERCEPTIONS	NO.	YDS	AVG	LONG	TD
Carney	0	0	0	0	50/52	13/17	0	89	Sharper	9	376	41.8	99	3

Meachem	10	0	9	1	0	0	0	60	Porter	4	72	18.0	54	1
Colston	9	0	9	0	0	0	0	54	Vilma	3	25	8.3	11	0

Bush	8	5	3	0	0	0	0	48	Greer	2	59	29.5	48	1
P. Thomas	8	6	2	0	0	0	0	48	Shanle	2	16	8.0	13	0

Hartley	0	0	0	0	10/11	9/11	0	37	Reis	1	33	33.0	33	0
Bell	5	5	0	0	0	0	0	30	Gay	1	25	25.0	25	0

H. Evans	3	1	2	0	0	0	0	18	Young	1	24	24.0	24	0
Sharper	3	0	0	3	0	0	0	18	Jenkins	1	14	14.0	14	0

Shockey	3	0	3	0	0	0	0	18	McKenzie	1	8	8.0	8	0
Brees	2	2	0	0	0	0	0	12	Smith	1	0	0.0	0	0

Hamilton	2	2	0	0	0	0	0	12	Team	26	652	25.1	99	5
Henderson	2	0	2	0	0	0	0	12	Opponents	12	133	11.1	41	0

Moore	2	0	2	0	0	0	0	12						
Ayodele	1	0	0	1	0	0	0	6						
Dinkins	1	0	1	0	0	0	0	6						

PASSING	Att	Cmp	Yds	Cmp%	Yds/Att	TD	TD%	Int	Int%	Long	Sack/Lost	Rating
Brees	514	363	4388	70.6	8.54	34	6.6	11	2.1	75t	20/ 135	109.6
Brunell	30	15	102	50.0	3.40	0	0.0	1	3.3	18	0/ 0	44.0
Team	544	378	4490	69.5	8.25	34	6.3	12	2.2	75t	20/ 135	106.0
Opponents	574	330	3961	57.5	6.90	15	2.6	26	4.5	71t	35/ 192	68.6

## 2009 REGULAR SEASON DEFENSIVE STATISTICS

Name	Regular Defensive Plays										Special Teams					MISC			
	TKL	AST	TOT	SACK/YDS	INT	PD	FF	FR			TKL	AST	FF	FR	BL	TKL	AST	FF	FR
JONATHAN VILMA	102	28	130	2	11	3	8	0	0		0	0	0	0	0	0	0	0	0
ROMAN HARPER	87	40	127	1.5	13	0	7	2	0		4	1	0	0	0	0	0	0	0
SCOTT SHANLE	74	32	106	0	0	2	4	0	2		0	0	0	0	0	0	0	0	0
DARREN SHARPER	55	38	93	0.5	5.5	9	7	0	0		0	0	0	0	0	0	0	0	0
WILL SMITH	42	35	77	13	68.5	1	4	3	0		0	0	0	0	0	0	0	0	0
SCOTT FUJITA	49	26	75	1	10	0	3	2	0		0	0	0	0	0	0	0	0	0
TRACY PORTER	50	19	69	0	0	4	16	2	0		0	0	0	0	0	0	0	0	0
ANTHONY HARGROVE	29	34	63	5	25	0	5	1	3		2	1	0	0	0	0	0	0	0
JABARI GREER	44	9	53	0	0	2	13	0	0		0	0	0	0	0	0	0	0	0
CHARLES GRANT	28	25	53	5.5	33	0	2	1	0		0	0	0	0	0	0	0	0	0
REMI AYODELE	22	31	53	1.5	1	0	1	0	1		0	0	0	0	0	0	0	0	0
MALCOLM JENKINS	41	10	51	0	0	1	5	0	0		6	3	2	1	0	0	0	0	0
SEDRICK ELLIS	28	17	45	2	5	0	2	0	1		0	0	0	0	0	0	0	0	0
RANDALL GAY	28	9	37	1	7	1	6	0	0		0	0	0	0	0	0	0	0	0
DeMARIO PRESSLEY	12	13	25	0	0	0	0	0	0		0	0	0	0	0	0	0	0	0
MARVIN MITCHELL	16	8	24	0	0	0	0	0	0		7	9	0	0	0	0	0	0	0
TROY EVANS	16	7	23	0	0	0	1	0	0		9	7	0	0	0	0	0	0	0
BOBBY McCRAV	8	14	22	1.5	9	0	3	0	0		0	0	0	0	0	0	0	0	0
JONATHAN CASILLAS	11	9	20	0	0	0	0	0	0		3	2	0	0	0	0	0	0	0
PIERSON PRIOLEAU	12	6	18	0	0	0	1	0	1		15	6	0	0	0	0	0	0	0
JO-LONN DUNBAR	8	8	16	0	0	0	1	0	0		7	5	0	0	0	0	0	0	0
JEFF CHARLESTON	3	12	15	0	0	0	0	0	0		5	2	0	0	0	0	0	0	0
CHRIS REIS	2	9	11	0	0	1	1	0	0		10	8	0	1	0	0	0	0	0
USAMA YOUNG	7	2	9	0	0	1	1	0	0		1	5	0	1	0	0	0	0	0
LEIGH TORRENCE	7	1	8	0.5	4	0	0	0	0		2	3	0	0	0	0	0	0	0
MIKE McKENZIE	6	1	7	0	0	1	2	0	0		0	0	0	0	0	0	0	0	0
KENDRICK CLANCY	1	5	6	0	0	0	0	0	0		0	0	0	0	0	0	0	0	0
CHRIS MCALISTER	3	1	4	0	0	0	0	1	1		0	0	0	0	0	0	0	0	0
COURTNEY ROBY	0	0	0	0	0	0	0	0	0		13	7	0	0	0	0	0	0	0
LYNNEL HAMILTON	0	0	0	0	0	0	0	0	0		4	3	0	0	0	0	0	0	0
DARNELL DINKINS	0	0	0	0	0	0	0	0	0		0	4	0	0	0	0	0	0	0
ANTHONY WATERS	0	0	0	0	0	0	0	0	0		2	1	0	0	0	0	0	0	0
JASON KYLE	0	0	0	0	0	0	0	0	0		1	1	0	0	0	0	0	0	0
MIKE BELL	0	0	0	0	0	0	0	0	0		1	0	0	0	0	1	0	0	0
JERMON BUSHROD	0	0	0	0	0	0	0	0	0		1	0	0	0	0	0	0	0	0
MARUS MAILLE	0	0	0	0	0	0	0	0	0		1	0	0	0	0	0	0	0	0
THOMAS MORSTEAD	0	0	0	0	0	0	0	0	0		1	0	0	0	0	0	0	0	0
PIERRE THOMAS	0	0	0	0	0	0	0	0	0		1	0	0	0	0	0	0	0	0
JEREMY SHOCKEY	0	0	0	0	0	0	0	0	0		0	0	0	0	0	2	0	0	1
DEVERY HENDERSON	0	0	0	0	0	0	0	0	0		0	0	0	0	0	3	0	0	0
ROBERT MEACHEM	0	0	0	0	0	0	0	0	0		0	0	0	0	0	2	0	1	1
REGGIE BUSH	0	0	0	0	0	0	0	0	0		0	0	0	0	0	1	0	0	1
JAHRI EVANS	0	0	0	0	0	0	0	0	0		0	0	0	0	0	3	0	0	0
MARQUES COLSTON	0	0	0	0	0	0	0	0	0		0	0	0	0	0	1	0	0	0
LANCE MOORE	0	0	0	0	0	0	0	0	0		0	0	0	0	0	1	0	0	0
ZACH STRIEF	0	0	0	0	0	0	0	0	0		0	0	0	0	0	1	0	0	0
DAVID THOMAS	0	0	0	0	0	0	0	0	0		0	0	0	0	0	1	0	0	0
DREW BREES	0	0	0	0	0	0	0	0	0		0	0	0	0	0	0	0	0	2
JONATHAN GOODWIN	0	0	0	0	0	0	0	0	0		0	0	0	0	0	0	0	0	1
Totals	791	449	1240	35	192	26	93	12	9		96	68	2	3	0	16	0	1	6

Defense: **TKL**: tackle, **AST**: assist, **TOT**: total, **INT**: interception, **PD**: pass defense, **FF**: forced fumble, **FR**: fumble recovery. **Special Teams**: **BL**: kicks blocked.





## 2009 POSTSEASON DEFENSIVE STATISTICS

	Regular Defensive Plays								Special Teams					MISC			
Name	TKL	AST	TOT	SACK/YDS	INT	PD	FF	FR	TKL	AST	FF	FR	BL	TKL	AST	FF	FR
SCOTT SHANLE	22	7	29	0	0	0	3	0	0	0	0	0	0	0	0	0	0
DARREN SHARPER	13	11	24	0	0	0	1	0	1	0	0	0	0	0	0	0	0
TRACY PORTER	15	4	19	0	0	2	1	1	0	0	0	0	0	0	0	0	0
JABARI GREER	14	5	19	0	0	0	5	0	0	0	0	0	0	0	0	0	0
ROMAN HARPER	12	5	17	0	0	0	2	1	0	1	1	0	0	0	0	0	0
SCOTT FUJITA	11	5	16	0	0	0	0	0	1	1	0	0	0	0	0	0	0
ANTHONY HARGROVE	4	11	15	0	0	0	0	0	0	0	2	0	0	0	0	0	0
JONATHAN VILMA	13	1	14	0	0	1	2	1	1	0	0	0	0	0	0	0	0
SEDRICK ELLIS	5	7	12	1	8	0	0	0	0	0	0	0	0	0	0	0	0
RANDALL GAY	10	1	11	0	0	0	0	1	0	0	0	0	0	0	0	0	0
WILL SMITH	5	5	10	0	0	1	0	1	0	0	0	0	0	0	0	0	0
BOBBY McCRAV	5	4	9	0	0	0	0	0	0	0	0	0	0	0	0	0	0
JEFF CHARLESTON	3	6	9	0	0	0	0	0	0	0	0	0	0	0	0	0	0
REMI AYODELE	4	4	8	0	0	0	0	0	1	0	0	0	0	0	0	0	0
MALCOLM JENKINS	4	1	5	0	0	0	1	0	0	1	0	0	0	0	0	0	0
MARVIN MITCHELL	2	2	4	0	0	0	0	0	0	1	0	0	0	0	0	0	0
USAMA YOUNG	2	0	2	0	0	0	0	0	0	2	2	0	0	0	0	0	0
DeMARIO PRESSLEY	1	1	2	0	0	0	0	0	0	0	0	0	0	0	0	0	0
TROY EVANS	0	1	1	0	0	0	0	0	0	0	3	0	0	0	0	0	0
JONATHAN CASILLAS	1	0	1	0	0	0	0	0	0	0	2	0	0	0	0	0	0
COURTNEY ROBY	0	0	0	0	0	0	0	0	0	4	0	0	0	0	0	0	0
PIERSON PRIOLEAU	0	0	0	0	0	0	1	0	0	3	1	0	0	0	0	0	0
CHRIS REIS	0	0	0	0	0	0	0	0	0	2	1	0	0	0	0	0	0
LYNELL HAMILTON	0	0	0	0	0	0	0	0	0	0	1	0	0	0	0	0	0
DREW BREES	0	0	0	0	0	0	0	0	0	0	0	0	0	0	0	0	1
JAHRI EVANS	0	0	0	0	0	0	0	0	0	0	0	0	0	0	0	0	1
Totals	147	80	227	1	8	4	16	5	4	15	13	0	0	0	0	0	2

**Defense:** **TKL:** tackle, **AST:** assist, **TOT:** total, **INT:** interception, **PD:** pass defense, **FF:** forced fumble, **FR:** fumble recovery. **Special Teams:** **BL:** kicks blocked.

# 2009 HONORS

## NFL ALUMNI COACH OF THE YEAR

Sean Payton

## MAXWELL CLUB GREASY NEALE AWARD (PRO COACH OF THE YEAR)

Sean Payton

## KANSAS CITY COMMITTEE OF 101 NFC COACH OF THE YEAR

Sean Payton

## SUPER BOWL XLIV MOST VALUABLE PLAYER

QB Drew Brees

## SPORTING NEWS NFL OFFENSIVE PLAYER OF THE YEAR

QB Drew Brees

## FEDEX AIR PLAYER OF THE YEAR

QB Drew Brees

## NFL ALUMNI QUARTERBACK OF THE YEAR

QB Drew Brees

## MAXWELL CLUB BERT BELL AWARD (PRO PLAYER OF THE YEAR)

QB Drew Brees

## KANSAS CITY COMMITTEE OF 101 NFC OFFENSIVE PLAYER OF THE YEAR

QB Drew Brees

## MADDEN MOST VALUABLE PROTECTORS AWARD

Saints offensive line

## PRO BOWL

QB Drew Brees, G Jahri Evans, C Jonathan Goodwin, S Roman Harper, S Darren Sharper, T Jon Stinchcomb and LB Jonathan Vilma comprised a club-record seven-man Saints contingent. They did not play since they were scheduled to appear in Super Bowl XLIV. Brees, Evans and Sharper were selected as starters. It was Brees' fourth selection, third as a Saint, Sharper's fifth selection, all as a starter and Vilma was selected for the second time, first as a Saint. Evans, Harper and Stinchcomb were named for the first time.

## ASSOCIATED PRESS ALL-PRO

G Jahri Evans

S Darren Sharper

## SPORTING NEWS ALL-PRO

QB Drew Brees

G Jahri Evans

S Darren Sharper

## SPORTS ILLUSTRATED ALL-PRO (Peter King)

G Jahri Evans

S Darren Sharper

## PRO FOOTBALL WEEKLY/PFWA ALL-NFL

G Jahri Evans

S Darren Sharper

## USA TODAY ALL-JOE

LS Jason Kyle

## NFL ALL-DECADE

S Darren Sharper

## ED BLOCK COURAGE AWARD

DL Anthony Hargrove

In a vote by his teammates, Vilma was honored as the 2009 recipient of the Ed Block Courage Award, which is presented to a player from all 32 NFL teams who best exemplifies the principles of sportsmanship and courage. The award is presented to players who conduct themselves as role models in the community and serve as an inspiration to their teammates.

## 2009 NEW ORLEANS SAINTS MAN OF THE YEAR

2009 Saints award winner and league nominee for Walter Payton NFL Man of the Year: LB Scott Fujita, for his dedication to community and charitable endeavors and his excellent play on the field.

## NFC Player of the Month Awards

### NFC OFFENSIVE PLAYER OF THE MONTH SEPTEMBER: QB Drew Brees

During the three-game stretch, Brees completed 67 of 97 for 1,276 yards, with nine touchdowns and a 118.1 passer rating.

### NFC DEFENSIVE PLAYER OF THE MONTH OCTOBER: S Darren Sharper

In a three-game stretch, Sharper recorded 17 tackles (ten solo), three interceptions, two which were returned for touchdowns and half a sack.

# 2009 HONORS

## NFC PLAYER OF THE WEEK AWARDS

### NFC OFFENSIVE PLAYER OF THE WEEK WEEK 1: QB Drew Brees

New Orleans Saints 45, Detroit Lions 27  
@ Louisiana Superdome, Sept. 13, 2009  
26 of 34, 358 yards, 6 TDs, 137.0 rating

### NFC DEFENSIVE PLAYER OF THE WEEK WEEK 4: S Darren Sharper

New Orleans Saints 24, New York Jets 21  
@ Louisiana Superdome, Oct 4, 2009  
Nine tackles (six solo), 0.5 sack, two interceptions, one for TD, one pass defense

### NFC OFFENSIVE PLAYER OF THE WEEK WEEK 6: QB Drew Brees

New Orleans Saints 48, New York Giants 27  
@ Louisiana Superdome, Oct 18, 2009  
23 of 30, 369 yards, 4 TDs, 156.8 rating

### NFC DEFENSIVE PLAYER OF THE WEEK WEEK 9: DL Anthony Hargrove

New Orleans Saints 30, Carolina Panthers 20  
@ Louisiana Superdome, Nov. 8, 2009  
Four tackles (one solo), one forced fumble, two fumble recoveries, one for a TD, one pass defense.

### NFC SPECIAL TEAMS PLAYER OF THE WEEK WEEK 11: P Thomas Morstead

New Orleans Saints 38, Tampa Bay Buccaneers 7  
@ Raymond James Stadium, Nov. 22, 2009  
48.8 avg. on four punts, two inside the five-yard line, six of seven kickoffs in the end zone, three for touchbacks

### NFC OFFENSIVE PLAYER OF THE WEEK WEEK 12: QB Drew Brees

New Orleans Saints 38, New England Patriots 17  
@ Louisiana Superdome, Nov. 30, 2009  
18 of 23, 371 yards, 5 TDs, 158.3 rating

## NFC SPECIAL TEAMS PLAYER OF THE WEEK WEEK 17: P Thomas Morstead

Carolina Panthers 23, New Orleans Saints 10  
@ Bank of America Stadium, Jan. 3, 2010  
46.3 avg. on nine punts, seven inside the five-yard line

## NFL Weekly Awards

### FEDEX AIR PLAYER OF THE WEEK WEEK 1: QB Drew Brees

New Orleans Saints 45, Detroit Lions 27  
@ Louisiana Superdome, Sept. 13, 2009  
26 of 34, 358 yards, 6 TDs, 137.0 rating

### FEDEX AIR PLAYER OF THE WEEK WEEK 2: QB Drew Brees

New Orleans Saints 48, Philadelphia Eagles 27  
@ Lincoln Financial Field, Sept. 20, 2009  
25 of 34, 311 yards, 3 TDs, 118.6 rating

### FEDEX AIR PLAYER OF THE WEEK WEEK 6: QB Drew Brees

New Orleans Saints 48, New York Giants 27  
@ Louisiana Superdome, Oct 18, 2009  
23 of 30, 369 yards, 4 TDs, 156.8 rating

### FEDEX AIR PLAYER OF THE WEEK WEEK 12: QB Drew Brees

New Orleans Saints 38, New England Patriots 17  
@ Louisiana Superdome, Nov. 30, 2009  
18 of 23, 371 yards, 5 TDs, 158.3 rating

### FEDEX AIR PLAYER OF THE WEEK WEEK 14: QB Drew Brees

New Orleans Saints 26, Atlanta Falcons 23  
@ the Georgia Dome, Dec. 13, 2009  
31 of 40, 296 yards, 3 TDs, 122.5 rating

## 2009 GAMEBYGAME STARTERS

OFFENSE												
Date	Opp.	WR	LT	LG	C	RG	RT	TE	WR	QB	RB	FB
9/13	DET	Colston	Bushrod	Nicks	Goodwin	J. Evans	Stinchcomb	Shockey	Henderson	Brees	Bush	D. Thomas (TE)
9/20	@Phi	Colston	Bushrod	Nicks	Goodwin	J. Evans	Stinchcomb	Shockey	D. Thomas (TE)	Brees	Harrison	H. Evans
9/27	@Buf	Colston	Bushrod	Nicks	Goodwin	J. Evans	Stinchcomb	Shockey	Bush	Brees	Bush	H. Evans
10/4	NYJ	Colston	Strief	Nicks	Goodwin	J. Evans	Stinchcomb	Shockey	Meachem	Brees	P. Thomas	H. Evans
10/18	NYG	Colston	Bushrod	Nicks	Goodwin	J. Evans	Stinchcomb	Shockey	Henderson	Brees	Bush	H. Evans
10/25	@Mia	Colston	Bushrod	Nicks	Goodwin	J. Evans	Stinchcomb	Shockey	Henderson	Brees	Bell	D. Thomas
11/2	ATL	Colston	Bushrod	Nicks	Goodwin	J. Evans	Stinchcomb	Shockey	Henderson	Brees	Bell	D. Thomas
11/8	CAR	Colston	Bushrod	Nicks	Goodwin	J. Evans	Stinchcomb	Shockey	Henderson	Brees	Bell	Meachem (WR)
11/15	@SL	D. Thomas	Bushrod	Nicks	Goodwin	J. Evans	Stinchcomb	Shockey	Henderson	Brees	Bell	Eckel
11/22	@TB	Colston	Strief	Nicks	Goodwin	J. Evans	Stinchcomb	Maxxam (WR)	Henderson	Brees	P. Thomas	Meachem (WR)
11/30	NE	Colston	Bushrod	Nicks	Goodwin	J. Evans	Stinchcomb	Shockey	Henderson	Brees	P. Thomas	D. Thomas
12/6	@Was	Colston	Bushrod	Nicks	Goodwin	J. Evans	Stinchcomb	Shockey	Henderson	Brees	P. Thomas	Meachem (WR)
12/13	@Atl	Colston	Bushrod	Nicks	Goodwin	J. Evans	Stinchcomb	Shockey	Bush	Brees	P. Thomas	D. Thomas
12/19	DAL	Colston	Bushrod	Nicks	Goodwin	J. Evans	Stinchcomb	Dinkins	Henderson	Brees	Bush	D. Thomas
12/27	TB	Meachem	Bushrod	Nicks	Goodwin	J. Evans	Stinchcomb	Dinkins	Henderson	Brees	P. Thomas	D. Thomas
1/3	@Car	Colston	Bushrod	Nicks	Goodwin	J. Evans	Stinchcomb	Dinkins	Henderson	Brunell	Bell	Eckel
DEFENSE												
Date	Opp.	LDE	NT	DT	RDE	SLB	MLB	WLB	LCB	RCB	SS	FS
9/13	DET	Grant	Mitchell (LB)	Ellis	Smith	Fujita	Vilma	Shanle	Greer	Porter	Rom. Harper	Sharper
9/20	@Phi	Grant	Ayodele	Ellis	Smith	Fujita	Vilma	Shanle	Greer	Porter	Rom. Harper	Sharper
9/27	@Buf	Grant	Gay (DB)	Ellis	Smith	Fujita	Vilma	Shanle	Greer	Porter	Rom. Harper	Sharper
10/4	NYJ	Grant	Ayodele	Ellis	Smith	Fujita	Vilma	Shanle	Greer	Porter	Rom. Harper	Sharper
10/18	NYG	Grant	Ayodele	Ellis	Smith	Fujita	Vilma	Shanle	Greer	Porter	Rom. Harper	Sharper
10/25	@Mia	Grant	Ayodele	Ellis	Smith	T. Evans	Vilma	Shanle	Greer	Porter	Rom. Harper	Sharper
11/2	ATL	Grant	Ayodele	Hargrave	Smith	Dunbar	Vilma	Shanle	Greer	Porter	Rom. Harper	Sharper
11/8	CAR	Grant	Ayodele	Hargrave	Smith	Dunbar	Vilma	Shanle	Greer	Porter	Rom. Harper	Sharper
11/15	@SL	Grant	Ayodele	Hargrave	Smith	Fujita	Vilma	Shanle	Greer	Porter	Rom. Harper	Sharper
11/22	@TB	Grant	Ayodele	Hargrave	Smith	Fujita	Vilma	Shanle	Greer	Porter	Rom. Harper	Sharper
11/30	NE	Grant	Prochea (DB)	Ellis	Smith	Mckenzie (DB)	Vilma	Shanle	Gay	Jenkins	Rom. Harper	Sharper
12/6	@Was	Grant	Ayodele	Ellis	Smith	Dunbar	Vilma	Shanle	Mckenzie	Jenkins	Rom. Harper	Sharper
12/13	@Atl	Grant	Ayodele	Ellis	Smith	T. Evans	Vilma	Shanle	Gay	Jenkins	Rom. Harper	Sharper
12/19	DAL	Grant	Ayodele	Hargrave	Smith	Fujita	Vilma	Shanle	Gay	Jenkins	Rom. Harper	Sharper
12/27	TB	Grant	Ayodele	Ellis	Smith	Fujita	Vilma	Shanle	Jenkins	Porter	Rom. Harper	Sharper
1/3	@Car	Grant	Ayodele	Hargrave	Smith	Fujita	Mitchell	Castillas	Gay	Porter	Rom. Harper	Reis

# 2009 GAME BY GAME SAINTS

Game	1st Downs					Offense		Net Rushing		Net Passing				Fumb.		Pen.		Punts		Returns				TDs			PAT		FG	2P	TOT							
	Pts	T	R	Pa	Pe	AT	Yards	Avg.	Att	Yards	Avg.	A	C	Yds	TD	Int	Sk	Yds	#	Lst	#	Yds	#	Yds	Avg.	P	Yds	MO				Yds	Int	Yds	Ru	Pa	Ret	M/A
DET	45	28	10	16	2	69	515	7.5	35	157	4.5	34	26	338	6	1	0	0	3	2	7	36	2	96	48.0	3	11	6	148	3	92	0	6	0	6/6	1/2	0/0	3630
@PHI	48	23	8	15	0	65	421	6.5	29	133	4.6	34	25	288	3	1	2	23	2	0	3	13	3	156	52.0	2	-3	3	72	3	100	2	3	1	6/6	2/2	0/0	3026
@Buf	27	21	11	8	2	69	378	5.5	38	222	5.8	29	16	156	0	0	2	16	1	1	9	97	5	213	42.6	4	17	2	16	1	0	3	0	0	3/3	2/2	0/0	3334
NYJ	24	18	9	8	1	64	343	5.4	32	153	4.8	32	20	190	0	0	0	0	2	1	7	70	5	190	38.0	1	22	1	26	3	124	1	0	2	3/3	1/1	0/0	3239
MFG	48	28	8	18	2	70	493	7.0	40	124	3.1	30	23	369	4	0	0	0	1	0	6	55	4	180	45.0	2	0	4	91	1	11	3	4	0	6/7	0/0	0/0	3607
@Mia	46	22	7	14	1	70	414	5.9	27	138	5.1	38	22	276	1	3	5	22	2	1	6	25	3	137	45.7	5	23	6	185	2	96	3	1	2	4/5	2/3	0/1	3302
ATL	35	23	7	15	1	70	437	6.2	35	146	4.2	33	25	291	2	1	2	17	3	3	7	65	2	89	44.5	1	1	3	88	3	66	2	2	1	5/5	0/1	0/0	3314
CAR	30	18	6	11	1	59	414	7.0	23	84	3.7	35	24	330	1	1	1	0	2	1	7	55	3	116	38.7	1	4	3	65	0	0	1	1	1	3/3	3/3	0/0	2734
@SL	28	19	8	11	0	56	420	7.5	29	203	7.0	26	18	217	2	2	1	6	1	1	6	40	3	112	37.3	2	5	3	146	1	24	1	2	1	4/4	0/0	0/0	2758
@TB	38	21	9	12	0	65	370	5.7	36	183	5.1	29	19	187	3	0	0	0	0	0	4	55	4	195	48.8	3	16	2	51	3	53	2	3	0	5/5	1/1	0/0	3224
NE	38	18	4	14	0	50	480	9.6	26	113	4.3	23	18	367	5	0	1	4	1	1	4	36	3	130	43.3	2	6	4	95	2	46	0	5	0	5/5	1/2	0/0	2644
@Was	33	25	4	21	0	74	463	6.3	24	55	2.3	49	35	408	2	1	1	11	1	0	7	102	3	100	33.3	1	-2	7	145	1	8	0	2	1	3/3	4/5	0/0	3506
@H	26	24	4	17	3	67	391	5.8	26	95	3.7	41	31	286	3	0	0	0	1	0	6	59	1	35	35.0	1	23	2	39	1	11	0	3	0	2/3	2/2	0/0	3644
DAL	17	23	4	18	1	62	336	5.4	13	65	5.0	45	29	271	1	1	4	27	2	2	4	30	4	201	50.3	2	4	3	82	0	0	1	1	0	2/2	1/1	0/0	2334
TB	17	23	9	12	2	61	373	6.1	23	124	5.4	37	32	249	1	0	1	9	1	1	2	14	4	161	40.3	1	14	3	165	2	21	1	1	0	2/2	1/2	0/0	3039
@Car	10	14	7	5	2	61	213	3.5	32	111	3.5	29	15	102	0	1	0	0	2	2	4	35	9	417	46.3	2	11	5	79	0	0	1	0	0	1/1	1/1	0/0	2922
Totals	510	348	115	215	18	1032	6461	6.3	468	2106	4.5	544	378	4345	34	12	20	135	25	16	89	787	58	2528	43.6	33	152	57	1393	26	652	21	34	9	60/63	22/28	0/1	3110



## 2009 GAME BY GAME OPPONENTS

Game	1st Downs				Offense		Net Rushing		Net Passing				Fumb.		Pen.		Punts		Returns				TDs			PAT		FG	2P	TOP								
	Pts	T	R	Pa	Pe	AT	Yards	Avg.	Att	Yards	Avg.	A	C	Yds	TD	Int	Sk	Yds	#	Lst	#	Yds	#	Yds	Avg.	P	Yds				KO	Yds	Int	Yds	Ru	Pa	Ret	M/A
DET	27	14	5	7	2	58	231	40	20	33	1.7	37	16	198	0	3	1	7	0	0	8	80	5	208	41.6	2	55	5	180	1	26	2	0	1	3/3	2.2	0.0	23:30
@PHI	22	23	7	16	0	75	463	62	22	79	3.6	52	31	384	2	3	1	7	1	1	7	45	5	225	45.0	2	5	8	186	1	3	0	2	0	2.2	2.2	0.0	29:34
@Buf	7	13	5	5	3	61	243	40	21	89	4.2	36	21	154	1	1	4	27	1	1	12	116	9	419	46.6	3	-1	5	111	0	0	0	1	0	1/1	0.0	0.0	26:26
NYJ	10	14	6	6	2	58	244	42	27	132	4.9	27	14	112	0	3	4	26	1	1	3	21	6	252	42.0	0	0	1	17	0	0	1	0	0	1/1	1/1	0.0	27:21
NYG	27	17	5	11	1	57	325	57	19	84	4.4	36	18	241	2	1	2	9	1	1	9	110	4	186	46.5	2	51	8	230	0	0	1	2	0	3/3	2.2	0.0	23:53
@Mia	34	17	8	8	1	69	334	48	30	137	4.6	37	18	197	0	2	2	14	1	1	8	55	6	280	46.7	3	26	5	112	3	23	4	0	0	4/4	2.2	0.0	26:58
ATL	27	21	8	12	1	69	442	64	24	161	6.7	42	19	281	1	3	3	8	0	0	4	25	3	116	38.7	1	9	6	148	1	0	1	1	1	3/3	2.4	0.0	26:46
CAR	20	21	9	11	1	71	371	52	39	182	4.7	30	17	189	0	0	2	12	5	3	6	37	3	112	37.3	0	0	5	97	1	41	2	0	0	2.2	2.2	0.0	32:26
@SLC	23	23	7	15	1	71	434	61	29	141	4.9	40	26	293	2	1	2	5	1	0	4	20	4	144	36.0	1	10	4	78	2	26	1	2	0	2.2	1/1	0.1	32:02
@TB	7	14	7	5	2	59	219	3.7	23	119	5.2	33	17	100	1	3	3	26	1	1	3	18	5	206	41.2	1	11	4	106	0	0	0	1	0	1/1	0.0	0.0	27:36
NE	17	23	8	12	3	70	366	52	28	122	4.4	40	23	244	0	2	2	12	2	1	0	0	3	138	46.0	1	41	3	80	0	0	2	0	0	2.2	1/2	0.0	33:16
@Was	30	28	5	19	4	57	455	8.0	25	88	3.5	42	30	367	3	1	0	0	3	3	2	15	1	51	51.0	1	0	8	177	1	14	0	3	0	3/3	3.4	0.0	31:23
@MI	23	19	6	12	1	56	392	7.0	21	89	4.2	34	23	303	1	1	1	0	0	0	4	55	1	56	56.0	0	0	2	52	0	0	1	1	0	2.2	2.2	0.0	23:16
DAL	24	24	10	13	1	73	439	60	36	145	4.0	34	22	294	1	0	3	18	0	0	6	49	5	205	41.0	2	35	3	90	1	0	2	1	0	3/3	1/2	0.0	36:26
TB	20	24	10	14	0	68	439	6.5	34	176	5.2	31	21	263	0	2	3	8	1	0	7	42	3	117	39.0	2	80	5	116	0	0	1	0	1	2.2	2.2	0.0	36:15
@Car	23	15	5	9	1	62	327	5.3	37	178	4.8	23	14	149	1	0	2	13	0	0	3	29	8	340	42.5	4	36	2	33	1	0	1	1	0	2.2	3.3	0.0	30:38
Totals	341	310	111	175	24	1,034	57.24	5.5	435	1,955	4.5	574	330	3,769	15	26	35	192	18	13	86	717	71	3,055	43.0	25	358	74	1,813	12	133	19	15	3	36/36	28/31	0/1	26:50

## 2009 PARTICIPATION REPORT

Name	9/13	9/20	9/27	10/4	10/18	10/25	11/2	11/8	11/15	11/22	11/30	12/6	12/13	12/19	12/27	1/3	
	DET	@Phi	@Buf	NYJ	NYG	@Mia	ATL	CAR	@StL	@TB	NE	@Was	@Atl	DAL	TB	@Car	GP-GS-DNP-IA
ARNOUX, Stanley	IR	IR	IR	IR	IR	IR	IR	IR	IR	IR	IR	IR	IR	IR	IR	IR	Injured Reserve
ARRINGTON, Adrian	PS	PS	PS	PS	PS	PS	PS	PS	PS	PS	PS	PS	PS	PS	PS	PS	Practice Squad
AYODELE, Remi	IA	ST	PL	ST	ST	ST	ST	ST	ST	ST	PL	ST	ST	ST	ST	ST	15-13-0-1
BELL, Mike	PL	PL	IA	IA	PL	PL	ST	PL	ST	PL	PL	PL	IA	PL	PL	ST	13-3-0-3
BREES, Drew	ST	ST	ST	ST	ST	ST	ST	ST	ST	ST	ST	ST	ST	ST	ST	3QB	15-15-0-1
BROWN, Darick															PS	PS	Practice Squad
BROWN, Jammal	IA	IA	IA	IR	IR	IR	IR	IR	IR	IR	IR	IR	IR	IR	IR	IR	0-0-0-3
BRUNELL, Mark	PL	PL	PL	PL	PL	PL	PL	PL	PL	PL	PL	PL	PL	PL	PL	ST	16-1-0-0
BUSH, Reggie	ST	ST	PL	PL	ST	ST	PL	ST	PL	IA	IA	PL	ST	ST	PL	PL	14-8-0-2
BUSHROD, Jermon	ST	ST	ST	IA	ST	ST	ST	ST	ST	PL	ST	ST	ST	ST	ST	ST	15-14-0-1
CAMPBELL, Dan	IR	IR	IR	IR	IR	IR	IR	IR	IR	IR	IR	IR	IR	IR	IR	IR	Injured Reserve
CARNEY, John	PL	PL	PL	PL	PL	PL	PL	PL	PL	PL	PL	IA	IA	IA	IA	IA	11-0-0-0
CASILLAS, Jonathan	IA	IA	PL	PL	PL	PL	PL	PL	PL	IA	IA	PL	PL	PL	ST	ST	11-2-0-5
CHARLESTON, Jeff	PL	PL	PL	PL	PL	PL	PL	PL	PL	PL	PL	PL	PL	PL	PL	PL	16-0-0-0
CLANCY, Kendrick	PL	IA	IA	IA	IA	IA	PL	IR	IR	IR	IR	IR	IR	IR	IR	IR	2-0-0-5
COLSTON, Marques	ST	ST	ST	ST	ST	ST	ST	ST	PL	ST	ST	ST	ST	ST	PL	ST	16-14-0-0
DANIEL, Chase	PS	PS	3QB	3QB	3QB	3QB	3QB	3QB	3QB	PS	PS	PS	PS	PS	PS	DNP	0-0-1-7
DINKINS, Darnell	IA	IA	IA	IA	IA	PL	PL	PL	PL	PL	PL	PL	PL	ST	ST	ST	11-3-0-5
DONALDSON, Herb							PS	PS	PS								Practice Squad
DUCKWORTH, TIM	PS	PS	PS	PS	PS	PS	PS	PS	PS	PS	PS	PS	PS	PS	PS	PS	Practice Squad
DUNBAR, Jo-Lonn	PL	PL	IA	IA	IA	PL	ST	ST	PL	PL	PL	ST	IR	IR	IR	IR	9-3-0-3
ECKEL, Kyle							PL	PL	ST	PL	IA	PL			PL	ST	7-2-0-1
ELLIS, Sedrick	ST	ST	ST	ST	ST	ST	IA	IA	IA	IA	ST	ST	ST	IA	ST	IA	10-10-0-6
EVANS, Heath	PL	ST	ST	ST	ST	ST	IR	IR	IR	IR	IR	IR	IR	IR	IR	IR	6-5-0-0
EVANS, Jahri	ST	ST	ST	ST	ST	ST	ST	ST	ST	ST	ST	ST	ST	ST	ST	ST	16-16-0-0
EVANS, Troy	PL	PL	PL	PL	PL	ST	PL	PL	PL	PL	PL	PL	ST	PL	PL	PL	16-2-0-0
FASSITT, Greg											PS	PS	PS	PS	PL	PS	1-0-0-0
FOSTER, Renardo				PS	PS	PS	PS	PS	PS	PS	PS	PS	PS	PS			Practice Squad
FUJITA, Scott	ST	ST	ST	ST	ST	IA	IA	IA	ST	ST	PL	IA	IA	ST	ST	ST	11-10-0-5
GAY, Randall	PL	PL	ST	PL	PL	PL	PL	PL	ST	ST	ST	IA	ST	ST	IA	ST	14-7-0-2
GOODWIN, Jonathan	ST	ST	ST	ST	ST	ST	ST	ST	ST	ST	ST	ST	ST	ST	ST	ST	16-16-0-0
GORRER, Danny	PS	PS	PS	PS	PS	PS	PS										Practice Squad
GRANT, Charles	ST	ST	ST	ST	ST	ST	ST	ST	ST	ST	ST	ST	ST	ST	ST	ST	16-16-0-0
GREER, Jabari	ST	ST	ST	ST	ST	ST	ST	ST	IA	IA	IA	IA	IA	IA	IA	PL	9-8-0-7
HAMILTON, Lynell	DNP	IA	ST	PL	IA	IA	IA	IA	IA	PL	PL	PL	PL	PL	PL	PL	9-1-1-6
HARGROVE, Anthony	PL	PL	PL	IA	PL	PL	ST	ST	ST	PL	PL	PL	PL	ST	PL	ST	16-6-0-0
HARPER, Rod	IA	IA	IA	IA	IR	IR	IR	IR	IR	IR	IR	IR	IR	IR	IR	IR	0-0-0-4
HARPER, Roman	ST	ST	ST	ST	ST	ST	ST	ST	ST	ST	ST	ST	ST	ST	ST	ST	16-16-0-0
HARTLEY, Garrett	SUSP	SUSP	SUSP	SUSP	IA	IA	IA	IA	IA	IA	IA	PL	PL	PL	PL	PL	5-0-0-7
HENDERSON, Devery	ST	PL	PL	PL	PL	ST	ST	ST	ST	ST	ST	ST	PL	ST	ST	ST	16-11-0-0
HEYMAN, Earl									PS	PS	PS	PS	PS	PS	PS	PS	Practice Squad
HILL, P.J.	PS	PS	PS	PS	PS	PS											Practice Squad
HUMPHREY, Tory																PL	1-0-0-0
JENKINS, Malcolm	PL	PL	PL	IA	PL	IA	PL	PL	PL	ST	ST	ST	ST	ST	ST	PL	14-6-0-2

# 2009 PARTICIPATION REPORT

Name	9/13 DET	9/20 @Phi	9/27 @Buf	10/4 NYJ	10/18 NYG	10/25 @Mia	11/2 ATL	11/8 CAR	11/15 @StL	11/22 @TB	11/30 NE	12/6 @Was	12/13 @Atl	12/19 DAL	12/27 TB	1/3 @Car	GP-GS-DNP-IA
JONES, Herana-Daze															PL		1-0-0-0
JONES, Reggie	IR	IR	IR	IR	IR	IR	IR	IR	IR	IR	IR	IR	IR	IR	IR	IR	Injured Reserve
KYLE, Jason	PL	PL	PL	PL	PL	PL	PL	PL	PL	PL	PL	PL	PL	PL	PL	PL	16-0-0-0
LECKEY, Nick	IA	IA		PL	IA	IA	IA	IA	DNP	PL	PL	PL	PL	PL	PL	PL	8-0-1-6
LEISLE, Rodney																PL	1-0-0-0
LORENZEN, Tyler		PS	PS	PS	PS	PS	PS	PS	PS	PS	PS	PS	PS	PS	PS	PS	Practice Squad
MAILEI, Marcus													PL	PL	IR	IR	2-0-0-0
McALISTER, Chris									IA	PL	PL						2-0-0-1
McCAULEY, Marcus													IA	IA			0-0-0-2
McCRAV, Bobby	PL	PL	PL	PL	PL	PL	PL	PL	PL	PL	PL	PL	PL	PL	PL	PL	16-0-0-0
McKENZIE, Mike											ST	ST	PL	PL	PL		5-2-0-0
MEACHEM, Robert	PL	PL	PL	ST	ST	PL	PL	ST	PL	ST	ST	ST	PL	PL	ST	PL	16-7-0-0
MILLER, Billy	IR	IR	IR	IR	IR	IR	IR	IR	IR	IR	IR	IR	IR	IR	IR	IR	Injured Reserve
MITCHELL, Marvin	ST	PL	PL	PL	PL	PL	PL	PL	PL	PL	PL	IA	IA	PL	PL	ST	14-2-0-2
MOORE, Lance	PL	PL	IA	PL	PL	PL	PL	IA	IA	IA	IA	IA	3QB	PL	IA	IA	7-0-0-9
MORSTEAD, Thomas	PL	PL	PL	PL	PL	PL	PL	PL	PL	PL	PL	PL	PL	PL	PL	PL	16-0-0-0
NESBITT, Jamar	PL	PL	PL	PL	PL	PL	PL	PL	PL	PL	PL	IA	PL	IA	IA	PL	13-0-0-3
NICKS, Carl	ST	ST	ST	ST	ST	ST	ST	ST	ST	ST	ST	ST	ST	ST	ST	ST	16-16-0-0
ORTEGA, Buck	PL																1-0-0-0
PARNELL, Jermy	PS	PS	PS	PS	PS	PS	PS	PS	PS	PS	PS	PS	PS	PS	PS	PS	Practice Squad
PARSON, Mark								PS	PS	PS							Practice Squad
PORTER, Tracy	ST	ST	ST	ST	ST	ST	ST	ST	ST	IA	IA	IA	IA	PL	ST	ST	12-11-0-4
PRESSLEY, DeMario	PS	PS	PS	PS	PS	PS	PS	PL	PL	PL	IA	PL	PL	PL	IA	PL	7-0-0-2
PRIOLEAU, Pierson	PL	PL	PL	PL	PL	PL	PL	PL	PL	PL	ST	PL	PL	PL	PL	PL	16-1-0-0
REIS, Chris	PL	PL	PL	PL	PL	PL	IA	PL	PL	PL	PL	PL	PL	PL	PL	ST	15-1-0-1
ROBY, Courtney		PL	PL	PL	PL	PL	PL	PL	PL	PL	PL	PL	PL	PL	PL	PL	15-0-0-0
SHANLE, Scott	ST	ST	ST	ST	ST	ST	ST	ST	ST	ST	ST	ST	ST	ST	IA	IA	14-14-0-2
SHARPER, Darren	ST	ST	ST	ST	ST	ST	ST	ST	IA	ST	ST	ST	ST	ST	ST	IA	14-14-0-2
SHOCKEY, Jeremy	ST	ST	ST	ST	ST	ST	ST	ST	ST	ST	PL	ST	ST	IA	IA	DNP	13-12-1-2
SIMON, Matt	PS																Practice Squad
SIMONEAU, Mark	IR	IR	IR	IR	IR	IR	IR	IR	IR	IR	IR	IR	IR	IR	IR	IR	Injured Reserve
SMITH, Will	ST	ST	ST	ST	ST	ST	ST	ST	ST	ST	ST	ST	ST	ST	ST	ST	16-16-0-0
SOBOMEHIN, Olaniyi	IR	IR	IR	IR													Injured Reserve
STINCHCOMB, Jon	ST	ST	ST	ST	ST	ST	ST	ST	ST	ST	ST	ST	ST	ST	ST	ST	16-16-0-0
STRIEF, Zach	PL	PL	PL	ST	PL	PL	PL	PL	PL	ST	PL	PL	PL	PL	PL	PL	16-2-0-0
THOMAS, David	ST	ST	PL	PL	PL	PL	ST	PL	ST	PL	ST	PL	ST	ST	ST	IA	15-8-0-1
THOMAS, Pierre	IA	PL	PL	ST	PL	PL	PL	PL	PL	ST	ST	ST	ST	ST	ST	IA	14-6-0-2
TORRENCE, Leigh	PL	IA	PL	PL	IA	IA	IA	IA	PL	PL	IR	IR	IR	IR	IR	IR	5-0-0-5
VAUGHN, Chip	IR	IR	IR	IR	IR	IR	IR	IR	IR	IR	IR	IR	IR	IR	IR	IR	Injured Reserve
VILMA, Jonathan	ST	ST	ST	ST	ST	ST	ST	ST	ST	ST	ST	ST	ST	ST	ST	DNP	15-15-1-0
WATERS, Anthony													PL	IA	PL	PL	3-0-0-1
WOODS, D'Juan	IR	IR	IR	IR	IR	IR	IR	IR	IR	IR	IR	IR	IR	IR	IR	IR	Injured Reserve
YOUNG, Usama	IA	PL	PL	PL	PL	PL	PL	PL	ST	PL	PL	PL	PL	IA	IA	IA	12-1-0-4

# 2009 TEAM SUPERLATIVES

## SAINTS

### CATEGORY

POINTS	HIGH	
TOTAL FIRST DOWNS	48	9/20 @ PHI, 10/18 vs. NYG
RUSHING FIRST DOWNS	28	9/13 vs. DET, 10/18 vs. NYG
PASSING FIRST DOWNS	11	9/27 @ BUF
PENALTY FIRST DOWNS	21	12/6 @ WAS
3RD DOWN CONVERSIONS	3	12/13 @ ATL
4TH DOWN CONVERSIONS	69%	9/13 vs. DET
TOTAL NET YARDS	100%	3 times, last 1/3 @ CAR
TOTAL PLAYS	515	9/13 vs. DET
NET RUSHING YARDS	74	12/6 @ WAS
RUSHING ATTEMPTS	222	9/27 @ BUF
NET PASSING YARDS	39	10/18 vs. NYG
PASS ATTEMPTS	408	12/6 @ WAS
PASS COMPLETIONS	49	12/6 @ WAS
INTERCEPTIONS	35	12/6 @ WAS
TIMES SACKED	3	10/25 @ MIA
PUNTS	5	10/25 @ MIA
PENALTIES	9	1/3 @ CAR
PENALTY YARDS	9	9/27 @ BUF
FUMBLES	102	12/6 vs. WAS
FUMBLES LOST	3	9/13 vs. DET, 11/2 vs. ATL
TOUCHDOWNS	3	11/2 vs. ATL
RUSHING	7	10/18 vs. NYG
PASSING	3	3 times, last 10/25 @ MIA
RETURNS	6	9/13 vs. DET
TIME OF POSSESSION	2	10/4 vs. NYJ, 10/25 @ MIA
	36:44	12/13 @ ATL

### OPPONENTS

#### CATEGORY

POINTS	HIGH	
TOTAL FIRST DOWNS	34	10/25 @ MIA
RUSHING FIRST DOWNS	28	12/6 @ WAS
PASSING FIRST DOWNS	10	12/19 vs. DAL, 12/27 vs. TB
PENALTY FIRST DOWNS	19	12/6 @ WAS
3RD DOWN CONVERSIONS	4	12/6 vs. WAS
4TH DOWN CONVERSIONS	58%	12/6 @ WAS, 12/27 vs. TB
TOTAL NET YARDS	100%	3 times, last 10/18 vs. NYG
TOTAL PLAYS	463	9/20 @ PHI
NET RUSHING YARDS	75	9/20 @ PHI
RUSHING ATTEMPTS	182	11/8 vs. CAR
NET PASSING YARDS	39	11/8 vs. CAR
PASS ATTEMPTS	378	9/20 @ PHI
PASS COMPLETIONS	52	9/20 @ PHI
INTERCEPTIONS	31	9/20 @ PHI
TIMES SACKED	3	5 times, last 11/22 @ TB
PUNTS	4	9/27 @ BUF, 10/4 vs. NYJ
PENALTIES	9	9/27 @ BUF
PENALTY YARDS	12	9/27 @ BUF
FUMBLES	116	9/27 @ BUF
FUMBLES LOST	5	11/8 vs. CAR
TOUCHDOWNS	3	11/8 vs. CAR, 12/6 @ WAS
RUSHING	4	10/25 @ MIA
PASSING	4	10/25 @ MIA
RETURNS	3	12/6 @ WAS
TIME OF POSSESSION	1	3 times, last 12/27 vs. TB
	36:26	12/19 vs. DAL

### LOW

10	1/3 @ CAR
14	1/3 @ CAR
4	4 times, last 12/19 vs. DAL
5	1/3 @ CAR
0	5 times, last 12/6 @ WAS
14%	12/19 vs. DAL
0%	10 times, last 12/27 vs. TB
213	1/3 @ CAR
50	11/30 vs. NE
55	12/6 @ WAS
13	12/19 vs. DAL
102	1/3 @ CAR
23	11/30 vs. NE
15	1/3 @ CAR
0	7 times, last 12/27 vs. TB
0	6 times, last 1/3 @ CAR
1	12/13 @ ATL
2	12/27 vs. TB
13	9/20 @ PHI
0	11/22 @ TB
0	5 times, last 12/13 @ ATL
1	1/3 @ CAR
0	4 times, last 12/13 @ ATL
0	3 times, last 1/3 @ CAR
0	9 times, last 1/3 @ CAR
23:34	12/19 vs. DAL

### LOW

7	9/27 @ BUF, 11/22 @ TB
13	9/27 @ BUF
5	4 times, last 1/3 @ CAR
5	9/27 @ BUF, 11/22 @ TB
0	9/20 @ PHI, 12/27 vs. TB
14%	9/27 @ BUF
0%	7 times, last 12/27 vs. TB
219	11/22 @ TB
56	12/13 @ ATL
33	9/13 vs. DET
19	10/18 vs. NYG
100	11/22 @ TB
23	1/3 @ CAR
14	10/4 vs. NYJ, 1/3 @ CAR
0	3 times, last 1/3 @ CAR
0	12/6 @ WAS
1	12/6 @ WAS, 12/13 @ ATL
0	11/30 vs. NE
0	11/30 vs. NE
0	5 times, last 1/3 @ CAR
0	7 times, last 1/3 @ CAR
1	3 times, last 11/22 @ TB
0	4 times, last 12/6 @ WAS
0	6 times, last 12/27 vs. TB
0	12 times, last 1/3 @ CAR
23:16	12/13 @ ATL

# 2009 INDIVIDUAL SUPERLATIVES

## SAINTS

<b>PASS ATTEMPTS</b>	49	Drew Brees	12/6 @ WAS
<b>PASS COMPLETIONS</b>	35	Drew Brees	12/6 @ WAS
<b>GROSS PASSING YARDS</b>	419	Drew Brees	12/6 @ WAS
<b>COMPLETION PERCENTAGE</b>	86.5%	Drew Brees	12/27 vs. TB
<b>TOUCHDOWN PASSES</b>	6	Drew Brees	9/13 vs. DET
<b>PASSES HAD INTERCEPTED</b>	3	Drew Brees	10/25 @ MIA
<b>RUSHING ATTEMPTS</b>	28	Mike Bell	9/13 vs. DET
<b>YARDS RUSHING</b>	143	Mike Bell	9/13 vs. DET
<b>RUSHING TOUCHDOWNS</b>	2	3 times, last Mike Bell	11/22 @ TB
<b>LONGEST RUN FROM SCRIMMAGE</b>	55	Reggie Bush	11/15 @ StL
<b>RECEPTIONS</b>	8	5 times, last Marques Colston	12/27 vs. TB
<b>RECEIVING YARDS</b>	166	Marques Colston	10/18 vs. NYG
<b>RECEIVING TOUCHDOWNS</b>	2	3 times, last Robert Meachem	11/22 @ TB
<b>LONGEST PASS RECEPTION</b>	75t	Devery Henderson	11/30 vs. NE
<b>TOTAL YARDS FROM SCRIMMAGE</b>	166	Marques Colston	10/18 vs. NYG
<b>FIELD GOALS</b>	4	Garrett Hartley	12/6 @ WAS
<b>LONGEST FIELD GOAL ATTEMPT</b>	58	Garrett Hartley	12/6 @ WAS
<b>LONGEST FIELD GOAL MADE</b>	46	John Carney	10/25 @ MIA
<b>PUNTS</b>	9	Thomas Morstead	1/3 @ CAR
<b>LONGEST PUNT</b>	60	Thomas Morstead	9/20 @ PHI
<b>LONGEST PUNT RETURN</b>	23	Reggie Bush	12/13 vs. ATL
<b>LONGEST KICKOFF RETURN</b>	97t	Courtney Roby	11/15 vs. StL
<b>TACKLES</b>	15	Jonathan Vilma	12/19 vs. DAL
<b>SACKS</b>	2	6 times, last Will Smith	12/19 vs. DAL
<b>INTERCEPTIONS</b>	2	Darren Sharper	9/13, 10/4
<b>LONGEST INTERCEPTION RETURN</b>	99t	Darren Sharper	10/4 vs. NYJ
<b>LONGEST FUMBLE RETURN</b>	44t	Robert Meachem	12/6 @ WAS

## OPPONENTS

<b>PASS ATTEMPTS</b>	51	Kevin Kolb	9/20 @ PHI
<b>PASS COMPLETIONS</b>	31	Kevin Kolb	9/20 @ PHI
<b>GROSS PASSING YARDS</b>	391	Kevin Kolb	9/20 @ PHI
<b>COMPLETION PERCENTAGE</b>	71.4%	Jason Campbell	12/6 @ WAS
<b>TOUCHDOWN PASSES</b>	3	Jason Campbell	12/6 @ WAS
<b>PASSES HAD INTERCEPTED</b>	3	5 players, last Josh Freeman	11/22 @ TB
<b>RUSHING ATTEMPTS</b>	26	Steven Jackson	11/15 @ StL
<b>YARDS RUSHING</b>	151	Michael Turner	11/2 vs. ATL
<b>RUSHING TOUCHDOWNS</b>	3	Ricky Williams	10/25 @ MIA
<b>LONGEST RUN FROM SCRIMMAGE</b>	68t	Ricky Williams	10/25 @ MIA
<b>RECEPTIONS</b>	9	Steven Jackson	11/15 @ StL
<b>RECEIVING YARDS</b>	139	Miles Austin	12/19 vs. DAL
<b>RECEIVING TOUCHDOWNS</b>	2	Donnie Avery, Devin Thomas	11/15, 12/6
<b>LONGEST PASS RECEPTION</b>	71t	DeSean Jackson	9/20 vs. PHI
<b>TOTAL YARDS FROM SCRIMMAGE</b>	176	Steven Jackson	11/15 @ StL
<b>FIELD GOALS</b>	3	3 players, last John Kasay	1/3 @ CAR
<b>LONGEST FIELD GOAL ATTEMPT</b>	51	Jason Elam	11/2 vs. ATL
<b>LONGEST FIELD GOAL MADE</b>	49	Lawrence Tynes	10/18 vs. NYG
<b>PUNTS</b>	9	Brian Moorman	9/27 @ BUF
<b>LONGEST PUNT</b>	61	Sav Rocca	9/20 @ PHI
<b>LONGEST PUNT RETURN</b>	77t	Michael Spurlock	12/27 vs. TB
<b>LONGEST KICKOFF RETURN</b>	87	Aaron Brown	9/13 vs. DET
<b>TACKLES</b>	14	Curtis Lofton	11/2 vs. ATL
<b>SACKS</b>	2	3 players, last DeMarcus Ware	12/19 vs. DAL
<b>INTERCEPTIONS</b>	1	12 players, last Julius Peppers	1/3 @ CAR
<b>LONGEST INTERCEPTION RETURN</b>	41	Chris Gamble	11/8 vs. CAR
<b>LONGEST FUMBLE RETURN</b>	65t	Louis Delmas	9/13 vs. DET



## 2009 INDIVIDUAL STATISTICS

## Passing

#9 Drew Brees											RUSHING				
PASSING															
Date	Opp.	GP	ST	ATT	CMP	YDS	TD	INT	LG	RATING	ATT	YDS	AVG	LG	TD
9/13	DET	X	X	34	26	358	6	1	58t	137.0	0	0	0.0	0	0
9/20	@PHI	X	X	34	25	311	3	1	38	118.6	1	-1	-1.0	-1	0
9/27	@BUF	X	X	29	16	172	0	0	32	72.8	6	8	1.3	10	0
10/4	NYJ	X	X	32	20	190	0	0	36	78.9	3	5	1.7	7	0
10/18	NYG	X	X	30	23	369	4	0	40	156.8	1	6	6.0	6	0
10/25	@MIA	X	X	38	22	298	1	3	66	58.9	2	3	1.5	2t	2
11/2	ATL	X	X	33	25	308	2	1	30	111.7	2	3	1.5	4	0
11/8	CAR	X	X	35	24	330	1	1	63	96.1	2	4	2.0	5	0
11/15	@STL	X	X	26	18	223	2	2	27t	89.1	0	0	0.0	0	0
11/22	@TB	X	X	29	19	187	3	0	37	118.0	0	0	0.0	0	0
11/30	NE	X	X	23	18	371	5	0	75t	158.3	1	-1	-1.0	-1	0
12/6	@WAS	X	X	49	35	419	2	1	53t	102.3	0	0	0.0	0	0
12/13	@ATL	X	X	40	31	296	3	0	42	122.5	2	-2	-1.0	-1	0
12/19	DAL	X	X	45	29	298	1	1	35	81.5	2	8	4.0	9	0
12/27	TB	X	X	37	32	258	1	0	30t	104.7	0	0	0.0	0	0
1/3	@CAR														
Totals		15	15	514	363	4,388	34	11	75t	109.6	22	33	1.5	10	2

#11 QB Mark Brunell											RUSHING				
PASSING															
Date	Opp.	GP	ST	ATT	CMP	YDS	TD	INT	LG	RATING	ATT	YDS	AVG	LG	TD
9/13	DET	X		0	0	0	0	0	--	--	0	0	0.0	--	0
9/20	@PHI	X		0	0	0	0	0	--	--	0	0	0.0	--	0
9/27	@BUF	X		0	0	0	0	0	--	--	0	0	0.0	--	0
10/4	NYJ	X		0	0	0	0	0	--	--	0	0	0.0	--	0
10/18	NYG	X		0	0	0	0	0	--	--	1	-9	-9.0	-9	0
10/25	@MIA	X		0	0	0	0	0	--	--	0	0	0.0	--	0
11/2	ATL	X		0	0	0	0	0	--	--	0	0	0.0	--	0
11/8	CAR	X		0	0	0	0	0	--	--	0	0	0.0	--	0
11/15	@STL	X		0	0	0	0	0	--	--	0	0	0.0	--	0
11/22	@TB	X		0	0	0	0	0	--	--	3	-3	-1.0	-1	0
11/30	NE	X		0	0	0	0	0	--	--	0	0	0.0	--	0
12/6	@WAS	X		0	0	0	0	0	--	--	0	0	0.0	--	0
12/13	@ATL	X		1	0	0	0	0	0	39.6	0	0	0.0	--	0
12/19	DAL	X		0	0	0	0	0	--	--	0	0	0.0	--	0
12/27	TB	X		0	0	0	0	0	--	--	0	0	0.0	--	0
1/3	@CAR	X	X	29	15	102	0	1	18	45.5	0	0	0.0	--	0
Totals		16	1	30	15	102	0	1	18	44.0	4	-12	-3.0	-1	0

## Rushing

#21 RB Mike Bell								#25 RB Reggie Bush							
Date	Opp.	GP	ST	ATT	YDS	AVG	LG	TD	GP	ST	ATT	YDS	AVG	LG	TD
9/13	DET	X		28	143	5.1	22	0	X	X	7	14	2.0	10	0
9/20	@PHI	X		17	86	5.1	23	1	X	X	10	33	3.3	19t	1
9/27	@BUF			Inactive (knee)					X	X	13	64	4.9	17	0
10/4	NYJ			Inactive (knee)					X		6	37	6.2	12	0
10/18	NYG	X		15	34	2.3	6	1	X	X	6	17	2.8	9	1
10/25	@MIA	X		12	80	6.7	35	0	X	X	3	10	3.3	10t	1
11/2	ATL	X	X	17	49	2.9	9	0	X		2	3	1.5	2	1
11/8	CAR	X		5	17	3.4	5	0	X	X	2	16	8.0	9	0
11/15	@STL	X	X	8	30	3.8	6	0	X		6	83	13.8	55	1
11/22	@TB	X		13	75	5.8	28	2			Inactive (knee)				
11/30	NE	X		13	50	3.8	6	0			Inactive (knee)				
12/6	@WAS	X		16	34	2.1	9	0	X		1	0	0.0	0	0
12/13	@ATL			Inactive (knee)					X	X	6	33	5.5	19	0
12/19	DAL	X		4	8	2.0	7	1	X	X	1	29	29.0	29	0
12/27	TB	X		7	20	2.0	8	0	X		2	16	8.0	13	0
1/3	@CAR	X	X	17	28	1.6	9	0	X		5	35	7.0	17	0
2009 Season		13	3	172	654	3.8	35	5	14	8	70	390	5.6	55	5

# 2009 INDIVIDUAL STATISTICS

## Rushing

		#36 FB Kyle Eckel							#44 FB Heath Evans						
Date	Opp.	GP	ST	ATT	YDS	AVG	LG	TD	GP	ST	ATT	YDS	AVG	LG	TD
9/13	DET								X		0	0	0.0	0	0
9/20	@PHI								X	X	0	0	0.0	0	0
9/27	@BUF								X	X	0	0	0.0	0	0
10/4	NYJ								X	X	3	12	4.0	6	0
10/18	NYG								X	X	1	2	2.0	2t	1
10/25	@MIA								X	X	2	2	2.0	2	0
11/2	ATL	X		0	0	0.0	0	0	Injured Reserve						
11/8	CAR	X		0	0	0.0	0	0							
11/15	@STL	X	X	2	6	3.0	7	0							
11/22	@TB	X		0	0	0.0	0	0							
11/30	NE								Injured Reserve						
12/6	@WAS	X		0	0	0.0	0	0							
12/13	@ATL														
12/19	DAL								Injured Reserve						
12/27	TB	X		0	0	0.0	0	0							
1/3	@CAR	X	X	0	0	0.0	0	0							
2009 Season		7	2	2	6	3.0	7	0	6	5	5	16	3.2	6	1

		#30 RB Lynell Hamilton							#19 WR Devery Henderson						
Date	Opp.	GP	ST	ATT	YDS	AVG	LG	TD	GP	ST	ATT	YDS	AVG	LG	TD
9/13	DET								X	X	0	0	0.0	0	0
9/20	@PHI								X		0	0	0.0	0	0
9/27	@BUF	X	X	5	24	4.8	16	1	X		0	0	0.0	0	0
10/4	NYJ	X		0	0	0.0	0	0	X		0	0	0.0	0	0
10/18	NYG								X		0	0	0.0	0	0
10/25	@MIA								X	X	1	13	13.0	13	0
11/2	ATL								X	X	0	0	0.0	0	0
11/8	CAR								X	X	1	-3	-3.0	-3	0
11/15	@STL								X	X	0	0	0.0	0	0
11/22	@TB	X		9	19	2.1	6	0	X	X	0	0	0.0	0	0
11/30	NE	X		0	0	0.0	0	0	X	X	1	0	0.0	0	0
12/6	@WAS	X		0	0	0.0	0	0	X	X	1	3	3.0	3	0
12/13	@ATL	X		4	13	3.3	9	0	X		0	0	0.0	0	0
12/19	DAL	X		0	0	0.0	0	0	X	X	0	0	0.0	0	0
12/27	TB	X		7	21	3.0	19	0	X	X	0	0	0.0	0	0
1/3	@CAR	X		10	48	4.8	12	1	X	X	0	0	0.0	0	0
2009 Season		9	1	35	125	3.6	19	2	16	11	4	13	3.3	13	0

		#17 WR Robert Meachem							#23 RB Pierre Thomas						
Date	Opp.	GP	ST	ATT	YDS	AVG	LG	TD	GP	ST	ATT	YDS	AVG	LG	TD
9/13	DET	X		0	0	0.0	0	0							
9/20	@PHI	X		1	15	15.0	15	0							
9/27	@BUF	X		0	0	0.0	0	0	X		14	126	9.0	34t	2
10/4	NYJ	X	X	1	13	13.0	13	0	X	X	19	86	4.5	18	1
10/18	NYG	X	X	1	2	2.0	2	0	X		15	72	4.8	25	0
10/25	@MIA	X		0	0	0.0	0	0	X		8	30	3.8	9	0
11/2	ATL	X		0	0	0.0	0	0	X		14	91	6.5	30	1
11/8	CAR	X	X	0	0	0.0	0	0	X		13	50	3.8	12	1
11/15	@STL	X		1	41	41.0	41	0	X		11	37	3.4	11	0
11/22	@TB	X	X	0	0	0.0	0	0	X	X	11	92	8.4	23	0
11/30	NE	X	X	0	0	0.0	0	0	X	X	11	64	5.8	26	0
12/6	@WAS	X	X	0	0	0.0	0	0	X	X	6	18	3.0	11	0
12/13	@ATL	X		1	4	4.0	4	0	X	X	13	47	3.6	9	0
12/19	DAL	X		0	0	0.0	0	0	X		6	20	3.3	5	0
12/27	TB	X	X	1	7	7.0	7	0	X	X	6	60	10.0	26	1
1/3	@CAR	X		0	0	0.0	0	0							
2009 Season		16	7	6	82	13.7	41	0	14	6	147	793	5.4	34t	6

## 2009 INDIVIDUAL STATISTICS

## Receiving

		#21 RB Mike Bell								#9 QB Drew Brees								#25 RB Reggie Bush							
Date	Opp.	GP	ST	REC	YDS	AVG	LG	TD		GP	ST	REC	YDS	AVG	LG	TD		GP	ST	REC	YDS	AVG	LG	TD	
9/13	DET	X		0	0	0.0	0	0		X	X	0	0	0.0	0	0		X	X	5	55	11.0	26	0	
9/20	@PHI	X		1	9	9.0	9	0		X	X	0	0	0.0	0	0		X	X	3	42	14.0	29	0	
9/27	@BUF			Inactive (knee)						X	X	0	0	0.0	0	0		X	X	3	17	5.7	12	0	
10/4	NYJ			Inactive (knee)						X	X	0	0	0.0	0	0		X		3	7	2.3	4	0	
10/18	NYG	X		0	0	0.0	0	0		X	X	0	0	0.0	0	0		X	X	1	7	7.0	7	0	
10/25	@MIA	X		0	0	0.0	0	0		X	X	0	0	0.0	0	0		X	X	3	16	5.3	11	0	
11/2	ATL	X	X	0	0	0.0	0	0		X	X	0	0	0.0	0	0		X		2	11	5.5	7	0	
11/8	CAR	X		0	0	0.0	0	0		X	X	0	0	0.0	0	0		X	X	7	37	5.3	10	0	
11/15	@STL	X	X	0	0	0.0	0	0		X	X	0	0	0.0	0	0		X		2	15	7.5	15	1	
11/22	@TB	X		1	5	5.0	5	0		X	X	0	0	0.0	0	0		Inactive (knee)							
11/30	NE	X		0	0	0.0	0	0		X	X	0	0	0.0	0	0		Inactive (knee)							
12/6	@WAS	X		0	0	0.0	0	0		X	X	0	0	0.0	0	0		X		4	28	7.0	9	0	
12/13	@ATL			Inactive (knee)						X	X	0	0	0.0	0	0		X	X	6	46	7.7	21	2	
12/19	DAL	X		0	0	0.0	0	0		X	X	1	-4	-4.0	-4	0		X		2	17	8.5	16	0	
12/27	TB	X		0	0	0.0	0	0		X	X	0	0	0.0	0	0		X		6	37	6.2	15	0	
1/3	@CAR	X	X	2	-2	-1.0	0	0		Inactive (third QB)								X		0	0	0.0	0	0	
2009 Season		13	3	4	12	3.0	9	0		15	15	1	-4	-4.0	-4	0		14	8	47	335	7.1	29	3	

		#12 WR Marques Colston								#80 TE Darnell Dinkins								#36 FB Kyle Eckel							
Date	Opp.	GP	ST	REC	YDS	AVG	LG	TD		GP	ST	REC	YDS	AVG	LG	TD		GP	ST	REC	YDS	AVG	LG	TD	
9/13	DET	X	X	3	30	10.0	14	1																	
9/20	@PHI	X	X	8	98	12.3	25	2				Inactive (foot)													
9/27	@BUF	X	X	4	67	16.8	32	0				Inactive (foot)													
10/4	NYJ	X	X	2	33	16.5	17	0				Inactive (foot)													
10/18	NYG	X	X	8	166	20.8	40	1				Inactive													
10/25	@MIA	X	X	5	72	14.4	25	1		X		0	0	0.0	0	0				Signed, 10/29					
11/2	ATL	X	X	6	85	14.2	29	1		X		0	0	0.0	0	0		X		0	0	0.0	0	0	
11/8	CAR	X	X	1	45	45.0	45	0		X		0	0	0.0	0	0		X		0	0	0.0	0	0	
11/15	@STL	X		2	17	8.5	9	0		X		0	0	0.0	0	0		X	X	0	0	0.0	0	0	
11/22	@TB	X	X	5	74	14.8	21	0		X		0	0	0.0	0	0		X		0	0	0.0	0	0	
11/30	NE	X	X	4	121	30.3	68	1		X		1	2	2.0	2	1				Inactive					
12/6	@WAS	X	X	2	46	23.0	40	1		X		0	0	0.0	0	0		X		0	0	0.0	0	0	
12/13	@ATL	X	X	6	54	9.0	20	1		X		0	0	0.0	0	0				Waived, 12/8					
12/19	DAL	X	X	5	86	17.2	35	0		X	X	0	0	0.0	0	0				Signed, 12/22					
12/27	TB	X		8	77	9.6	16	0		X	X	0	0	0.0	0	0		X		1	8	8.0	8	0	
1/3	@CAR	X	X	1	3	3.0	3	0		X	X	4	20	5.0	8	0		X	X	1	6	6.0	6	0	
2009 Season		16	14	70	1074	15.3	68	9		11	3	5	22	4.4	8	1		7	2	2	14	7.0	8	0	

		#44 FB Heath Evans								#30 RB Lynell Hamilton								#19 WR Devery Henderson							
Date	Opp.	GP	ST	REC	YDS	AVG	LG	TD		GP	ST	REC	YDS	AVG	LG	TD		GP	ST	REC	YDS	AVG	LG	TD	
9/13	DET	X		4	35	8.8	13	1										X	X	5	103	20.6	58	1	
9/20	@PHI	X	X	2	16	8.0	11	1				Did Not Play						X		3	71	23.7	38	0	
9/27	@BUF	X	X	0	0	0.0	0	0		X	X	0	0	0.0	0	0		X		3	40	13.3	20	0	
10/4	NYJ	X	X	1	11	11.0	11	0		X		0	0	0.0	0	0		X		3	21	7.0	9	0	
10/18	NYG	X	X	1	5	5.0	5	0				Inactive						X		1	6	6.0	6	0	
10/25	@MIA	X	X	2	3	1.5	8	0				Inactive						X	X	4	71	17.8	37	0	
11/2	ATL			Injured Reserve 10/29								Inactive						X	X	4	46	11.5	24	0	
11/8	CAR											Inactive						X	X	3	93	31.0	63	0	
11/15	@STL											Inactive						X	X	4	72	18.0	26	0	
11/22	@TB								X			0	0	0.0	0	0		X	X	1	-2	-2.0	-2	0	
11/30	NE								X			0	0	0.0	0	0		X	X	3	116	38.7	75	1	
12/6	@WAS								X			0	0	0.0	0	0		X	X	6	61	10.2	15	0	
12/13	@ATL								X			0	0	0.0	0	0		X		3	31	10.3	13	0	
12/19	DAL								X			0	0	0.0	0	0		X	X	2	22	11.0	13	0	
12/27	TB								X			2	10	5.0	12	0		X	X	5	35	7.0	10	0	
1/3	@CAR								X			3	38	12.7	16	0		X	X	1	18	18.0	18	0	
2009 Season		6	5	10	70	7.0	13	2		9	1	5	48	9.6	16	0		16	11	51	804	15.8	75	2	

# 2009 INDIVIDUAL STATISTICS

## Receiving

		#84 TE Tory Humphrey							#17 WR Robert Meachem							#16 WR Lance Moore						
Date	Opp.	GP	ST	REC	YDS	AVG	LG	TD	GP	ST	REC	YDS	AVG	LG	TD	GP	ST	REC	YDS	AVG	LG	TD
9/13	DET								X		2	51	25.5	39t	1	X		2	38	19.0	20	0
9/20	@PHI								X		1	11	11.0	11	0	X		0	0	0.0	0	0
9/27	@BUF								X		0	0	0.0	0	0	Inactive (hamstring)						
10/4	NYJ								X	X	1	19	19.0	19	0	X		1	1	1.0	1	0
10/18	NYG								X	X	2	70	35.0	36t	1	X		6	78	13.0	22	1
10/25	@MIA								X		0	0	0.0	0	0	X		2	18	9.0	11	0
11/2	ATL								X		2	47	23.5	30	0	X		2	11	5.5	7	0
11/8	CAR								X	X	5	98	19.6	54t	1	Inactive (ankle)						
11/15	@STL								X		1	27	27.0	27t	1	Inactive (ankle)						
11/22	@TB								X	X	2	10	5.0	6	2	Inactive (ankle)						
11/30	NE								X	X	5	69	13.8	39t	1	Inactive (ankle)						
12/6	@WAS								X	X	8	142	17.8	53t	1	Inactive (ankle)						
12/13	@ATL								X		4	57	14.3	42	0	Inactive (3rd QB)						
12/19	DAL								X		5	43	8.6	15	0	X		1	7	7.0	7t	1
12/27	TB								X	X	5	66	13.2	30t	1	Inactive (ankle)						
1/3	@CAR	X							X		2	12	6.0	12	0	Inactive (ankle)						
2009 Season		1	0	1	7	7.0	7	0	16	7	45	722	16.0	54t	9	7	0	14	153	10.9	22	2

		#15 WR Courtney Roby								#88 TE Jeremy Shockey								#85 TE David Thomas							
Date	Opp.	GP	ST	REC	YDS	AVG	LG	TD	GP	ST	REC	YDS	AVG	LG	TD	GP	ST	REC	YDS	AVG	LG	TD			
9/13	DET			Signed 9/15						X	X	4	31	7.8	15t	2	X	X	1	15	15.0	15	0		
9/20	@PHI	X		0	0	0.0	0	0	X	X	4	49	12.3	22	0	X	X	2	19	9.5	11	0			
9/27	@BUF	X		0	0	0.0	0	0	X	X	6	48	8.0	21	0	X		0	0	0.0	0	0			
10/4	NYJ	X		0	0	0.0	0	0	X	X	4	34	8.5	20	0	X		1	18	18.0	18	0			
10/18	NYG	X		0	0	0.0	0	0	X	X	4	37	9.3	18	1	X		0	0	0.0	0	0			
10/25	@MIA	X		0	0	0.0	0	0	X	X	4	105	26.3	66	0	X		1	-1	-1.0	-1	0			
11/2	ATL	X		0	0	0.0	0	0	X	X	5	72	14.4	27	0	X	X	2	27	13.5	16	0			
11/8	CAR	X		0	0	0.0	0	0	X	X	3	26	8.7	14	0	X		0	0	0.0	0	0			
11/15	@STL	X		0	0	0.0	0	0	X	X	3	42	14.0	25	0	X	X	5	45	9.0	18	0			
11/22	@TB	X		1	6	6.0	6	0	X	X	2	17	8.5	12	0	X		4	66	16.5	37	1			
11/30	NE	X		0	0	0.0	0	0	X		1	15	15.0	15	0	X	X	1	25	25.0	25	0			
12/6	@WAS	X		0	0	0.0	0	0	X	X	4	47	11.8	15	0	X		3	31	10.3	21	0			
12/13	@ATL	X		0	0	0.0	0	0	X	X	4	46	11.5	18	0	X	X	2	9	4.5	5	0			
12/19	DAL	X		0	0	0.0	0	0			Inactive (toe)						X	X	8	77	9.6	18	0		
12/27	TB	X		0	0	0.0	0	0			Inactive (toe)						X	X	5	25	5.0	9	0		
1/3	@CAR	X		0	0	0.0	0	0			Did Not Play						Inactive (calf)								
2009 Season		15	0	1	6	6.0	6	0	13	12	48	569	11.9	66	3	15	8	35	356	10.2	37	1			

Date	Opp.	#23 RB Pierre Thomas						TD
		GP	ST	REC	YDS	AVG	LG	
9/13	DET							
9/20	@PHI							
9/27	@BUF	X		0	0	0.0	0	0
10/4	NYJ	X	X	4	46	11.5	36	0
10/18	NYG	X		0	0	0.0	0	0
10/25	@MIA	X		1	14	14.0	14	0
11/2	ATL	X		2	9	4.5	8	1
11/8	CAR	X		5	31	6.2	17	0
11/15	@STL	X		1	5	5.0	5	0
11/22	@TB	X	X	3	11	3.7	6	0
11/30	NE	X	X	3	23	7.7	18t	1
12/6	@WAS	X	X	8	64	8.0	14	0
12/13	@ATL	X	X	6	53	8.8	24	0
12/19	DAL	X		5	50	10.0	29	0
12/27	TB	X	X	0	0	0.0	0	0
1/3	@CAR							
2009 Season		14	6	39	302	7.7	36	2

## 2009 INDIVIDUAL STATISTICS

## Kickoff Returns

Date	Opp.	#21 RB Mike Bell					#17 WR Robert Meachem				
		NO	YDS	AVG	LG	TD	NO	YDS	AVG	LG	TD
9/13	DET	0	0	0.0	0	0	6	148	24.7	42	0
9/20	@PHI	0	0	0.0	0	0	0	0	0.0	0	0
9/27	@BUF	Inactive (knee)					0	0	0.0	0	0
10/4	NYJ	Inactive (knee)					0	0	0.0	0	0
10/18	NYG	0	0	0.0	0	0	0	0	0.0	0	0
10/25	@MIA	0	0	0.0	0	0	0	0	0.0	0	0
11/2	ATL	0	0	0.0	0	0	0	0	0.0	0	0
11/8	CAR	0	0	0.0	0	0	0	0	0.0	0	0
11/15	@STL	0	0	0.0	0	0	0	0	0.0	0	0
11/22	@TB	0	0	0.0	0	0	0	0	0.0	0	0
11/30	NE	0	0	0.0	0	0	0	0	0.0	0	0
12/6	@WAS	0	0	0.0	0	0	0	0	0.0	0	0
12/13	@ATL	Inactive (knee)					0	0	0.0	0	0
12/19	DAL	0	0	0.0	0	0	0	0	0.0	0	0
12/27	TB	0	0	0.0	0	0	0	0	0.0	0	0
1/3	@CAR	2	45	22.5	28	0	0	0	0.0	0	0
2009 Season		2	45	22.5	28	0	6	148	24.7	42	0

Date	Opp.	#15 WR Courtney Roby					#23 RB Pierre Thomas				
		NO	YDS	AVG	LG	TD	NO	YDS	AVG	LG	TD
9/13	DET	Signed 9/15					Inactive (knee)				
9/20	@PHI	3	72	24.0	27	0	0	0	0.0	0	0
9/27	@BUF	1	16	16.0	16	0	0	0	0.0	0	0
10/4	NYJ	1	26	26.0	26	0	0	0	0.0	0	0
10/18	NYG	4	91	22.8	29	0	0	0	0.0	0	0
10/25	@MIA	6	185	30.8	87	0	0	0	0.0	0	0
11/2	ATL	3	88	29.3	35	0	0	0	0.0	0	0
11/8	CAR	2	46	23.0	25	0	1	19	19.0	19	0
11/15	@STL	3	146	48.7	97t	1	0	0	0.0	0	0
11/22	@TB	2	51	25.5	27	0	0	0	0.0	0	0
11/30	NE	4	95	23.8	28	0	0	0	0.0	0	0
12/6	@WAS	6	145	24.2	37	0	0	0	0.0	0	0
12/13	@ATL	2	39	19.5	24	0	0	0	0.0	0	0
12/19	DAL	1	67	67.0	67	0	0	0	0.0	0	0
12/27	TB	3	65	21.7	24	0	0	0	0.0	0	0
1/3	@CAR	1	22	22.0	22	0	Inactive (ribs)				
2009 Season		42	1,154	27.5	97t	0	1	19	19.0	19	0

## Punt Returns

Date	Opp.	#25 RB Reggie Bush					#19 WR Devery Henderson					#42 S Darren Sharper				
		NO	YDS	AVG	LG	TD	NO	YDS	AVG	LG	TD	NO	YDS	AVG	LG	TD
9/13	DET	3	11	3.7	11	0	0	0	0.0	0	0	0	0	0.0	0	0
9/20	@PHI	2	-3	-1.5	3	0	0	0	0.0	0	0	0	0	0.0	0	0
9/27	@BUF	4	17	4.3	9	0	0	0	0.0	0	0	0	0	0.0	0	0
10/4	NYJ	1	22	22.0	22	0	0	0	0.0	0	0	0	0	0.0	0	0
10/18	NYG	2	0	0.0	2	0	0	0	0.0	0	0	0	0	0.0	0	0
10/25	@MIA	5	23	4.6	9	0	0	0	0.0	0	0	0	0	0.0	0	0
11/2	ATL	1	1	1.0	1	0	0	0	0.0	0	0	0	0	0.0	0	0
11/8	CAR	1	4	4.0	4	0	0	0	0.0	0	0	0	0	0.0	0	0
11/15	@STL	2	5	2.5	4	0	0	0	0.0	0	0	0	0	0.0	0	0
11/22	@TB	Inactive (knee)					2	10	5.0	5	0	1	6	6.0	6	0
11/30	NE	Inactive (knee)					2	6	3.0	11	0	0	0	0.0	0	0
12/6	@WAS	1	-2	-2.0	-2	0	0	0	0.0	0	0	0	0	0.0	0	0
12/13	@ATL	1	23	23.0	23	0	0	0	0.0	0	0	0	0	0.0	0	0
12/19	DAL	1	4	4.0	4	0	0	0	0.0	0	0	0	0	0.0	0	0
12/27	TB	1	14	14.0	14	0	0	0	0.0	0	0	0	0	0.0	0	0
1/3	@CAR	2	11	5.5	11	0	0	0	0.0	0	0	0	0	0.0	0	0
2009 Season		27	130	4.8	23	0	4	16	4.0	11	0	1	6	6.0	6	0

# 2009 INDIVIDUAL STATISTICS

## Defense

		#92 DT Remi Ayodele									
Date	Opp.	GP	ST	SOLO	AST	TOT	SACK/YDS	INT/YDS	PD	FF	FR
9/13	DET						Inactive				
9/20	@PHI	X	X	1	1	2	0 0	0 0	0	0	0
9/27	@BUF	X	X	2	0	2	0 0	0 0	0	0	0
10/4	NYJ	X	X	2	4	6	0 0	0 0	0	0	1
10/18	NYG	X	X	1	2	3	1 0	0 0	1	0	0
10/25	@MIA	X	X	2	3	5	0 0	0 0	0	0	0
11/2	ATL	X	X	0	2	2	0 0	0 0	0	0	0
11/8	CAR	X	X	1	3	4	0 0	0 0	0	0	0
11/15	@STL	X	X	1	3	4	0.5 1	0 0	0	0	0
11/22	@TB	X	X	0	3	3	0 0	0 0	0	0	0
11/30	NE	X	X	2	0	2	0 0	0 0	0	0	0
12/6	@WAS	X	X	6	1	7	0 0	0 0	0	0	0
12/13	@ATL	X	X	1	1	2	0 0	0 0	0	0	0
12/19	DAL	X	X	2	6	8	0 0	0 0	0	0	0
12/27	TB	X	X	0	2	2	0 0	0 0	0	0	0
1/3	@CAR	X	X	1	0	1	0 0	0 0	0	0	0
2009 Season		15	13	22	31	53	1.5 1	0 0	1	0	1

		#52 LB Jonathan Casillas									
Date	Opp.	GP	ST	SOLO	AST	TOT	SACK/YDS	INT/YDS	PD	FF	FR
9/13	DET						Inactive				
9/20	@PHI						Inactive				
9/27	@BUF	X		0	0	0	0 0	0 0	0	0	0
10/4	NYJ	X		0	0	0	0 0	0 0	0	0	0
10/18	NYG	X		0	0	0	0 0	0 0	0	0	0
10/25	@MIA	X		0	0	0	0 0	0 0	0	0	0
11/2	ATL	X		0	0	0	0 0	0 0	0	0	0
11/8	CAR	X		0	0	0	0 0	0 0	0	0	0
11/15	@STL	X		0	0	0	0 0	0 0	0	0	0
11/22	@TB						Inactive				
11/30	NE						Inactive				
12/6	@WAS	X		0	0	0	0 0	0 0	0	0	0
12/13	@ATL	X		0	1	1	0 0	0 0	0	0	0
12/19	DAL	X		0	0	0	0 0	0 0	0	0	0
12/27	TB	X	X	7	3	10	0 0	0 0	0	0	0
1/3	@CAR	X	X	4	5	9	0 0	0 0	0	0	0
2009 Season		11	2	11	9	20	0 0	0 0	0	0	0

		#97 DE Jeff Charleston									
Date	Opp.	GP	ST	SOLO	AST	TOT	SACK/YDS	INT/YDS	PD	FF	FR
9/13	DET	X		0	1	1	0 0	0 0	0	0	0
9/20	@PHI	X		1	0	1	0 0	0 0	0	0	0
9/27	@BUF	X		0	1	1	0 0	0 0	0	0	0
10/4	NYJ	X		1	0	1	0 0	0 0	0	0	0
10/18	NYG	X		0	0	0	0 0	0 0	0	0	0
10/25	@MIA	X		0	0	0	0 0	0 0	0	0	0
11/2	ATL	X		0	0	0	0 0	0 0	0	0	0
11/8	CAR	X		0	0	0	0 0	0 0	0	0	0
11/15	@STL	X		0	1	1	0 0	0 0	0	0	0
11/22	@TB	X		0	2	2	0 0	0 0	0	0	0
11/30	NE	X		1	1	2	0 0	0 0	0	0	0
12/6	@WAS	X		0	0	0	0 0	0 0	0	0	0
12/13	@ATL	X		0	0	0	0 0	0 0	0	0	0
12/19	DAL	X		0	0	0	0 0	0 0	0	0	0
12/27	TB	X		0	1	1	0 0	0 0	0	0	0
1/3	@CAR	X		0	5	5	0 0	0 0	0	0	0
2009 Season		16	0	3	12	15	0 0	0 0	0	0	0

		#71 DT Kendrick Clancy									
Date	Opp.	GP	ST	SOLO	AST	TOT	SACK/YDS	INT/YDS	PD	FF	FR
9/13	DET										
9/20	@PHI	X		1	1	2	0 0	0 0	0	0	0
9/27	@BUF						Inactive (knee)				
10/4	NYJ						Inactive (knee)				
10/18	NYG						Inactive (knee)				
10/25	@MIA						Inactive				
11/2	ATL	X		0	4	4	0 0	0 0	0	0	0
11/8	CAR						Inactive				
11/15	@STL						Injured Reserve 11/7				
11/22	@TB										
11/30	NE										
12/6	@WAS										
12/13	@ATL										
12/19	DAL										
12/27	TB										
1/3	@CAR										
2009 Season		2	0	1	5	6	0 0	0 0	0	0	0

		#56 LB Jo-Lonn Dunbar									
Date	Opp.	GP	ST	SOLO	AST	TOT	SACK/YDS	INT/YDS	PD	FF	FR
9/13	DET	X		0	0	0	0 0	0 0	0	0	0
9/20	@PHI	X		0	0	0	0 0	0 0	0	0	0
9/27	@BUF						Inactive (hamstring)				
10/4	NYJ						Inactive				
10/18	NYG						Inactive				
10/25	@MIA	X		0	1	1	0 0	0 0	1	0	0
11/2	ATL	X	X	4	2	6	0 0	0 0	0	0	0
11/8	CAR	X	X	3	4	7	0 0	0 0	0	0	0
11/15	@STL	X		0	0	0	0 0	0 0	0	0	0
11/22	@TB	X		1	1	2	0 0	0 0	0	0	0
11/30	NE	X		0	0	0	0 0	0 0	0	0	0
12/6	@WAS	X	X	0	0	0	0 0	0 0	0	0	0
12/13	@ATL						Injured Reserve 12/8				
12/19	DAL										
12/27	TB										
1/3	@CAR										
2009 Season		9	3	8	8	16	0 0	0 0	1	0	0

		#98 DT Sedrick Ellis									
Date	Opp.	GP	ST	SOLO	AST	TOT	SACK/YDS	INT/YDS	PD	FF	FR
9/13	DET	X	X	1	3	4	0 0	0 0	1	0	0
9/20	@PHI	X	X	3	3	6	0 0	0 0	0	0	0
9/27	@BUF	X	X	4	6	10	1 5	0 0	0	0	0
10/4	NYJ	X	X	1	2	3	0 0	0 0	0	0	0
10/18	NYG	X	X	1	1	2	0 0	0 0	1	0	0
10/25	@MIA	X	X	2	1	3	0 0	0 0	0	0	0
11/2	ATL						Inactive (knee)				
11/8	CAR						Inactive (knee)				
11/15	@STL						Inactive (knee)				
11/22	@TB						Inactive (knee)				
11/30	NE	X	X	3	0	3	0 0	0 0	0	0	1
12/6	@WAS	X	X	7	0	7	0 0	0 0	0	0	0
12/13	@ATL	X	X	4	0	4	1 0	0 0	0	0	0
12/19	DAL						Inactive (knee)				
12/27	TB	X	X	2	1	3	0 0	0 0	0	0	0
1/3	@CAR						Inactive (knee)				
2009 Season		10	10	28	17	45	2 5	0 0	2	0	1

		#54 LB Troy Evans									
Date	Opp.	GP	ST	SOLO	AST	TOT	SACK/YDS	INT/YDS	PD	FF	FR
9/13	DET	X		0	0	0	0 0	0 0	0	0	0
9/20	@PHI	X		0	0	0	0 0	0 0	0	0	0
9/27	@BUF	X		0	0	0	0 0	0 0	0	0	0
10/4	NYJ	X		0	0	0	0 0	0 0	0	0	0
10/18	NYG	X		3	1	4	0 0	0 0	0	0	0
10/25	@MIA	X	X	1	1	2	0 0	0 0	0	0	0
11/2	ATL	X		0	0	0	0 0	0 0	0	0	0
11/8	CAR	X		0	0	0	0 0	0 0	0	0	0
11/15	@STL	X		0	0	0	0 0	0 0	0	0	0
11/22	@TB	X		0	0	0	0 0	0 0	0	0	0
11/30	NE	X		0	0	0	0 0	0 0	0	0	0
12/6	@WAS	X		3	2	5	0 0	0 0	1	0	0
12/13	@ATL	X	X	4	2	6	0 0	0 0	0	0	0
12/19	DAL	X		0	0	0	0 0	0 0	0	0	0
12/27	TB	X		0	0	0	0 0	0 0	0	0	0
1/3	@CAR	X		5	1	6	0 0	0 0	0	0	0
2009 Season		16	2	16	7	23	0 0	0 0	1	0	0

#38 CB Greg Fassitt											
GP	ST	SOLO	AST	TOT	SACK/YDS	INT/YDS	PD	FF	FR		







250 NEW ORLEANS SAINTS MEDIA GUIDE 2010

# 2009 INDIVIDUAL STATISTICS

## Kicking

### #3 K John Carney

		PATs		FGs							1-19	20-29	30-39	40-49	50+	
Date	Opp.	GP	M	A	M	A	PCT	LG	PTS	BLK	M	A	M	A	M	A
9/13	DET	X	6	6	1	2	50.0	39	9	1	0	0	1	2	0	0
9/20	@PHI	X	6	6	2	2	100.0	25	12	0	0	0	2	2	0	0
9/27	@BUF	X	3	3	2	2	100.0	35	9	0	0	0	1	1	0	0
10/4	NYJ	X	3	3	1	1	100.0	34	6	0	0	0	0	1	1	0
10/18	NYG	X	6	7	0	0	0.0	-	6	0	0	0	0	0	0	0
10/25	@MIA	X	4	5	2	3	66.7	46	10	0	0	0	1	1	0	0
11/2	ATL	X	5	5	0	1	0.0	-	5	0	0	0	0	0	1	0
11/8	CAR	X	3	3	3	3	100.0	40	12	0	0	0	2	2	0	1
11/15	@STL	X	4	4	0	0	0.0	-	4	0	0	0	0	0	0	0
11/22	@TB	X	5	5	1	1	100.0	38	8	0	0	0	0	0	1	1
11/30	NE	X	5	5	1	2	50.0	30	8	0	0	0	0	0	1	2
12/6	@WAS									Inactive						
12/13	@ATL									Inactive						
12/19	DAL									Inactive						
12/27	TB									Released 12/22						
1/3	@CAR															
2009 Season		11	50	52	13	17	76.5	46	89	1	0	0	6	6	5	8

### #5 K Garrett Hartley

2008-09 Season										1-19	20-29	30-39	40-49	50+				
Date	Opp.	GP	PATs		FGs		PCT	LG	PTS	BLK	M	A	M	A	M	A	M	A
9/13	DET									Suspended								
9/20	@PHI									Suspended								
9/27	@BUF									Suspended								
10/4	NYJ									Suspended								
10/18	NYG									Inactive								
10/25	@MIA									Inactive								
11/2	ATL									Inactive								
11/8	CAR									Inactive (ankle)								
11/15	@STL									Inactive								
11/22	@TB									Inactive								
11/30	NE									Inactive								
12/6	@WAS	X	3	3	4	5	80.0	34	15	0	1	1	2	2	1	1	0	1
12/13	@ATL	X	2	3	2	2	100.0	38	8	0	0	0	2	2	0	0	0	0
12/19	DAL	X	2	2	1	1	100.0	34	5	0	0	0	0	0	1	1	0	0
12/27	@TB	X	2	2	1	2	50.0	28	5	0	0	0	1	1	0	1	0	0
1/3	@CAR	X	1	1	1	1	100.0	35	4	0	0	0	0	0	1	1	0	0
2009 Season		5	10	11	9	11	91.7	38	37	0	1	1	5	5	3	4	0	0

## Punting

### #6 P Thomas Morstead

Date	Opp.	GP	NO	YDS	AVG	NET	AVG	TB	IN20	LG	BLK
9/13	DET	X	2	96	48.0	41	20.5	0	0	54	0
9/20	@PHI	X	3	156	52.0	151	50.3	0	1	60	0
9/27	@BUF	X	5	213	42.6	214	42.8	0	1	49	0
10/4	NYJ	X	5	190	38.0	190	38.0	0	2	43	0
10/18	NYG	X	4	180	45.0	109	27.3	1	0	58	0
10/25	@MIA	X	3	137	45.7	111	37.0	0	0	53	0
11/2	ATL	X	2	89	44.5	80	40.0	0	0	47	0
11/8	CAR	X	3	116	38.7	116	38.7	0	1	48	0
11/15	@STL	X	3	112	37.3	62	20.7	2	0	40	0
11/22	@TB	X	4	195	48.8	184	46.0	0	2	58	0
11/30	NE	X	3	130	43.3	89	29.7	0	1	50	0
12/6	@WAS	X	3	100	33.3	100	33.3	0	1	42	0
12/13	@ATL	X	1	35	35.0	35	35.0	0	0	35	0
12/19	DAL	X	4	201	50.3	146	36.5	1	1	57	0
12/27	TB	X	4	161	40.3	81	20.3	0	1	45	0
1/3	@CAR	X	9	417	46.3	381	42.3	0	7	55	0
2009 Season		16	58	2,528	43.6	2,090	36.0	4	18	60	0

# 2009 TURNOVERTABLE

## Saints Takeaways

Opp	Qtr	Turnover	Spot*	Result
vs. Det	2	Stafford intercepted by Sharper	NO 4	Blocked Field Goal
vs. Det	3	Stafford intercepted by Shanle	DET 43	Fumble
vs. Det	4	Stafford intercepted by Sharper	NO 13	Game
at Phi	3	Hobbs fumble recovered by Reis	PHI 22	Touchdown
at Phi	3	Kolb intercepted by Shanle	PHI 27	Touchdown
at Phi	4	Kolb intercepted by Sharper	NO 3	Touchdown
at Phi	4	Kolb intercepted by Porter	NO 22	Game
at Buf	2	Parrish fumble recovered by Jenkins	BUF 33	Field Goal
at Buf	3	Edwards intercepted by Smith	NO 23	Punt
vs. NYJ	2	Sanchez intercepted by Sharper	NO 1	Touchdown
vs. NYJ	2	Sanchez fumble recovered by Ayodele	NYJ EZ	Touchdown
vs. NYJ	4	Sanchez intercepted by Sharper	NO 32	Punt
vs. NYJ	4	Sanchez intercepted by Gay	NYJ 30	Game
vs. NYG	2	Manning fumble recovered by Shanle	NYG 26	Touchdown
vs. NYG	3	Manning intercepted by Greer	NO 18	Touchdown
at MIA	2	Bess fumble recovered by Shanle	NO 47	Touchdown
at MIA	3	Henne intercepted by Sharper	MIA 42	Touchdown
at MIA	4	Henne intercepted by Porter	NO 45	Touchdown
vs. Atl	2	Ryan intercepted by Greer	ATL 48	Touchdown
vs. Atl	4	Ryan intercepted by Porter	NO 1	Touchdown
vs. Atl	4	Ryan intercepted by Sharper	NO 5	Game
vs. Car.	2	Stewart fumble recovered by Prioleau	CAR 16	Interception
vs. Car.	4	Delhomme fumble recovered by Hargrove	NO 48	Punt
vs. Car.	4	Williams fumble recovered by Hargrove	CAR 1	Touchdown
at StL	1	Bulger intercepted by Young	NO EZ	Touchdown
at TB	2	Freeman intercepted by Jenkins	TB 43	Field Goal
at TB	3	Freeman fumble recovered by Hargrove	TB 12	Touchdown
at TB	3	Freeman intercepted by Vilma	NO 39	Touchdown
at TB	4	Freeman intercepted by Reis	NO 10	Game
vs. NE	1	Brady intercepted by McKenzie	NO 33	Touchdown
vs. NE	3	Maroney fumble recovered by Ellis	NE 26	Fumble
vs. NE	4	Brady intercepted by Sharper	NO 37	Missed Field Goal
at Was	2	Barnes muffed punt recovered by Young	WAS 41	Interception
at Was	2	Moore fumble recovered by Meachem	WAS 44	Touchdown
at Was	4	Campbell intercepted by Vilma	NO 45	Missed Field Goal
at Was	OT	Sellers fumble recovered by McAlister	WAS 37	Field Goal
at Atl	4	Redman intercepted by Vilma	ATL 43	Downs
vs. TB	1	Freeman intercepted by Sharper	NO 28	Touchdown
vs. TB	3	Freeman intercepted by Porter	NO EZ	Punt

**Takeaway Totals:** 39 takeaways (26 interceptions, 13 fumbles), 141 points (19 TD, 3 FG)

\*Spot where the turnover was made

# 2009 TURNOVER TABLE

## Saints Giveaways

Opp	Qtr	Turnover	Spot*	Result
vs. Det	2	Brees intercepted by Henry	DET EZ	Punt
vs. Det	2	Bush muffed punt recovered by Bing	NO 16	Interception
vs. Det	3	Bush fumble recovered by Delmas	DET 32	Touchdown
at Phi	2	Brees intercepted by Jordan	PHI 24	Field Goal
at Buf	2	Brees fumble recovered by Schobel	BUF 38	Punt
vs. NYJ	3	Bush fumble recovered by Lowery	NO 33	Touchdown
at Mia	1	Brees intercepted by Culver	NO 27	Touchdown
at Mia	2	Brees intercepted by Torbor	NO 19	Touchdown
at Mia	3	Brees intercepted by Jones	NO 16	Punt
at Mia	3	Brees fumble recovered by Starks	NO 13	Field Goal
vs. Atl	1	Brees fumble recovered by Biermann	NO 4	Touchdown
vs. Atl	2	Brees intercepted by Grimes	ATL 18	Punt
vs. Atl	4	P. Thomas fumble by recovered by Nicholas	NO 35	Interception
vs. Atl	4	Bell fumble recovered by Wire	ATL 47	Field Goal
vs. Car	1	Brees fumble recovered by Beason	NO 9	Touchdown
vs. Car	2	Brees intercepted by Gamble	CAR 4	Field Goal
at StL	1	Brees intercepted by Atogwe	STL 45	Interception
at StL	3	Brees intercepted by Butler	STL 23	Field Goal
at StL	3	Colston fumble out of bounds for touchback	STL 1	Punt
vs. NE	3	Ellis fumble recovered by Welker	NE 19	Touchdown
at Was	2	Brees intercepted by Moore	WAS 30	Fumble
vs. Dal	2	Brees intercepted by Jenkins	DAL 4	Punt
vs. Dal	2	Brees fumble recovered by Spencer	NO 24	Field Goal
vs. Dal	4	Brees fumble recovered by Ratliff	DAL 48	Game
vs. TB	4	Colston fumble recovered by Barber	TB 39	Downs
at Car	2	Roby fumble recovered by Wesley	NO 23	Field Goal
at Car	3	Meachem fumble recovered by Marshall	NO 23	Field Goal
at Car	4	Brunell intercepted by Peppers	CAR 23	Game

**Giveaway Totals:** 28 giveaways (12 interceptions, 16 fumbles), 73 points (7 TD, 8 FG)

\*Spot where the turnover was made



# TRANSACTIONSLOG

## 2009 TransactionsLog

### JULY

**23** – Released FB **Darian Barnes**.  
**30** – Signed P **Thomas Morstead** and S **Chip Vaughn** to four-year contracts. Waived DE/LS **Rob Ninkovich**.

### AUGUST

**6** – Signed G **Joe McMahon**. Waived G **Shawn Flanagan**.  
**10** – Signed CB **Malcolm Jenkins** to a five-year contract. Waived G **Joe McMahon**.  
**11** – Placed TE **Dan Campbell** on injured reserve. Signed G **Nathan Bennett**.  
**13** – Waived/injured CB **Reggie Jones**.  
**14** – Placed CB **Reggie Jones** on injured reserve.  
**15** – Signed K **John Carney**.  
**16** – Placed LB **Mark Simoneau** on injured reserve. Signed TE **Martrez Milner**.  
**17** – Released CB **Jason David**. Signed CB **Greg Fassitt**.  
**26** – Waived P **Glenn Pakulak** and WR **Paris Warren**.  
**31** – Released DT **Rod Coleman** and waived/injured CB **Greg Fassitt** and WR **D’Juan Woods**.

### SEPTEMBER

**1** – Placed WR **D’Juan Woods** on injured reserve.  
**5** – Placed TE **Billy Miller**, FB **Olaniyi Sobomihin** and S **Chip Vaughn** on injured reserve. Placed K **Garrett Hartley** on NFL reserve/suspended list. Terminated contracts of G/T **Anthony Davis**, QB **Joey Harrington** and DE **Paul Spicer**. Waived WR **Adrian Arrington**, G **Nate Bennett**, T **Michael Brown**, C **Digger Bujnoch**, RB **Herb Donaldson**, G **Tim Duckworth**, CB **Danny Gorrer**, WR **Skylar Green**, RB **P.J. Hill**, TE **Martrez Milner**, T **Jermey Parnell**, DT **DeMario Pressley**, WR **Courtney Roby**, WR **Matt Simon** and LB **Anthony Waters**. Acquired TE **Dave Thomas** from New England in exchange for a sixth-round draft choice in 2011.  
**7** – Signed LB **Stanley Arnoux** to a four-year contract and placed him on injured reserve. Signed WR **Adrian Arrington**, QB **Chase Daniel**, G **Tim Duckworth**, CB **Danny Gorrer**, RB **P.J. Hill**, T **Jermey Parnell**, DT **DeMario Pressley** and WR **Matt Simon** to practice squad.  
**15** – Waived TE **Buck Ortega**. Signed TE **Tyler Lorenzen** to the practice squad and released WR **Matt Simon** from the practice squad.  
**16** – Signed WR **Courtney Roby**.  
**26** – Signed QB **Chase Daniel** from practice squad. Released C **Nick Leckey**.  
**29** – Signed C **Nick Leckey**. Placed T **Jammal Brown** on injured reserve.

### OCTOBER

**5** – K **Garrett Hartley** reinstated by NFL Commissioner. Club received one-week roster exemption.  
**12** – NFL roster exemption lifted for K **Garrett Hartley**. Waived QB **Chase Daniel**.  
**13** – Waived FB **Olaniyi Sobomihin** from injured reserve.  
**16** – Signed QB **Chase Daniel**. Placed WR **Rod Harper** on injured reserve.  
**27** – Terminated practice squad contract of RB **P.J. Hill** (signed with Philadelphia).  
**28** – Signed FB **Kyle Eckel**. Placed FB **Heath Evans** on injured reserve. Signed RB **Herb Donaldson** to practice squad.

### NOVEMBER

**3** – Terminated practice squad contract of CB **Danny Gorrer** (signed with St. Louis).  
**4** – Signed CB **Mark Parson** to practice squad.  
**7** – Signed DT **DeMario Pressley** from practice squad. Placed DT **Kendrick Clancy** on injured reserve.  
**10** – Signed DT **Earl Heyman** to practice squad.  
**18** – Signed CB **Chris McAlister**. Waived QB **Chase Daniel**.  
**20** – Signed QB **Chase Daniel** to practice squad. Released RB **Herb Donaldson** from practice squad.  
**23** – Signed CB **Mike McKenzie**. Placed CB **Leigh Torrence** on injured reserve.  
**27** – Signed CB **Greg Fassitt** to practice squad. Practice squad contract terminated by CB **Mark Parson** (signed with Houston).

### DECEMBER

**8** – Signed CB **Marcus McCauley**. Waived CB **Chris McAlister**. Placed LB **Jo-Lonn Dunbar** on injured reserve.  
**9** – Waived FB **Kyle Eckel**. Signed FB **Marcus Mailei** from Philadelphia practice squad and LB **Anthony Waters** from Buffalo practice squad. Signed LB **Prince Kwateng** to practice squad. Released QB **Chase Daniel** from practice squad.  
**11** – Released LB **Prince Kwateng** from practice squad. Re-signed QB **Chase Daniel** to practice squad.  
**21** – Placed FB **Marcus Mailei** on injured reserve. Signed TE **Tory Humphrey**.  
**22** – Signed FB **Kyle Eckel** and S **Herana-Daze Jones**. Waived K **John Carney** and CB **Marcus McCauley**. Signed CB **Darrick Brown** to practice squad. Terminated practice squad contract of T **Renardo Foster**.  
**26** – Signed CB **Greg Fassitt** from practice squad. Waived TE **Tory Humphrey**.  
**29** – Waived CB **Greg Fassitt** and S **Herana-Daze Jones**. Re-signed TE **Tory Humphrey**.  
**30** – Signed DT **Rodney Leisle**. Signed CB **Greg Fassitt** to practice squad.

## 2010TransactionsLog

## JANUARY

- 1 – Signed QB **Chase Daniel** from practice squad. Released CB **Mike McKenzie**.
- 5 – Placed DE **Charles Grant** on injured reserve. Signed DE **Paul Spicer**.
- 12 – Signed T **N'Shan Goddard** and CB **Glenn Sharpe** to practice squad. Terminated practice squad contract of CB **Darrick Brown**.
- 15 – Re-signed RB **Deuce McAllister**. Placed DT **Rodney Leisle** on injured reserve.
- 18 – Placed RB **Deuce McAllister** on reserve/retired list.
- 19 – Signed WR **Adrian Arrington** off of practice squad. Signed DT **Marlon Favorite** to practice squad.

## FEBRUARY

- 12 – Signed CB **Greg Fassitt**, TE **Tyler Lorenzen**, DT **Jermey Parnell** and WR **Matt Simon**.
- 16 – Waived WR **D'Juan Woods**.
- 17 – Signed T **Na'Shan Goddard**, DT **Earl Heyman** and CB **Glenn Sharpe**.
- 19 – Signed G **Tim Duckworth**.
- 22 – Signed FB **Zak Keasey**.

## MARCH

- 4 – Released G **Jamar Nesbit** and LB **Mark Simoneau**.
- 5 – Released DE **Charles Grant**. Re-signed S **Pierson Prioleau** to a one-year contract.
- 8 – Re-signed G **Nick Leckey** to a one-year contract.
- 9 – Re-signed CB **Leigh Torrence**.
- 11 – Re-signed LS **Jason Kyle**.
- 26 – Re-signed DE **Jeff Charleston**.

## APRIL

- 5 – Re-signed DL **Anthony Hargrove**.
- 8 – Signed DE **Alex Brown** to a two-year contract.
- 12 – Re-signed T **Zach Strief**.
- 13 – Re-signed T **Jermion Bushrod** and TE **David Thomas**.
- 14 – Re-signed S **Chris Reis**.
- 16 – Re-signed DT **Remi Ayodele**.
- 19 – Re-signed WR **Courtney Roby** and S **Usama Young**.
- 20 – Re-signed LB **Marvin Mitchell**.
- 21 – Signed DL **Jimmy Wilkerson**.

## MAY

- 3 – Signed WR **Chris Bell**, RB **Carlos Brown**, G **Brandon Carter**, LB **Harry Coleman**, S **Ryan Hamilton**, RB **Chris Ivory**, DT **Jay Ross**, G **Joe Tonga** and DB **Marcell Young**.
- 4 – Signed DE **Brandon Sharpe**. Claimed RB **P.J. Hill** off of waivers from Washington.
- 5 – Signed LB **Jason Beauchamp**, RB **Christian Ducre**, DE **Junior Galette**. Signed S **Darren Sharper** to a one-year contract.
- 7 – Signed LS **Clint Gresham**.
- 11 – Signed WR **Montez Billings** and LB **Sam Maxwell**. Signed G **Jahri Evans** to a seven-year contract. Waived LB **Jason Beauchamp** and WR **Chris Bell**.
- 13 – Signed WR **Larry Beavers**, WR **Roy Hall** and WR **Andy Tanner**. Released DT **Rodney Leisle**.
- 20 – Agreed to terms with LB **Clint Ingram** on a one-year contract.
- 24 – Signed FB **Jason McKie** to a one-year contract. Waived RB **Carlos Brown** and S **Ryan Hamilton**.

## JUNE

- 7 – Signed G **Terrence Metcalf** to a one-year contract. Waived G **Joe Tonga**.
- 15 – Re-signed S **Roman Harper** and RB **Pierre Thomas**. Waived/injured CB **Greg Fassitt** and WR **Roy Hall**.
- 18 – Re-signed WR **Lance Moore**. Waived/injured RB **Christian Ducre**. T **Jammal Brown** signed restricted tender offer.
- 19 – Traded T **Jammal Brown** to Washington Redskins for an undisclosed choice in the 2011 NFL Draft.
- 21 – Released DE **Bobby McCray**. Waived CB **Glenn Sharpe**.
- 25 – Signed WR **Joe Horn** to a one-day contract.
- 29 – Claimed CB **Danny Gorrer** off of waivers from St. Louis.

## 2009 GAME BY GAME REVIEW


**VS.**  
**DETROIT**
**GAME 1**

**SAINTS: 45      LIONS: 27**  
**LOUISIANA SUPERDOME**  
**NEW ORLEANS, LA. - 9/13/09**  
**ATTENDANCE: 69,719    TIME: 3:31**

The Saints, behind six touchdown passes by QB **Drew Brees** (including a pair to TE **Jeremy Shockey**) to set a career-high and tie a club record, the impressive debut of an opportunistic defense that recorded three interceptions and their highest point total in club history on a kickoff weekend, defeated the visiting Detroit Lions, 45-27 in the 2009 season opener at the Superdome.

The high-powered New Orleans offense set the tone for what would become their most successful season with an opening drive that resulted in a 7-0 lead with a nine-yard touchdown pass from Brees to WR **Marques Colston**. The Saints extended their first quarter lead to 14-0 when Brees found WR **Robert Meachem** for a 39-yard scoring throw before the Lions got on the board with a 47-yard field goal by K **Jason Hanson**.

Following a long punt return at the end of the first quarter, Lions RB **Kevin Smith** scored on a four-yard run at the start of the second period to bring Detroit to within four points, but the Saints would go into halftime with a 28-10 lead as

Shockey landed in the end zone for the first time as a Saint with scoring grabs of one- and 15 yards.


**GAMENOTES**

**The Saints won their second consecutive home opener for the fourth time in club history.**

**In his Saints debut, S Darren Sharper paced the defense with five tackles and two interceptions.**

**Brees' touchdown pass total was one shy of the NFL record of seven and the highest in league history on kickoff weekend. It tied the club record originally set by Billy Kilmer at St. Louis on Nov. 2, 1969.**

**WR Devery Henderson led the Saints in receiving with five catches for 103 yards, including a 58-yard bomb from Brees for a touchdown.**

The Saints would not lead by less than 11 again as Brees threw scoring passes to WR **Devery Henderson** and FB **Heath Evans** to cap his total at six, while controlling the clock behind RB **Mike Bell**'s career-high 143 rushing yards. S **Darren Sharper** in his Saints debut recorded two picks, while LB **Scott Shanle** added one.

**SAINTS-LIONS GAME SUMMARY**

<b>Detroit Lions</b>		<b>3</b>	<b>7</b>	<b>17</b>	<b>0</b>	<b>-</b>	<b>27</b>
<b>New Orleans Saints</b>		<b>14</b>	<b>14</b>	<b>10</b>	<b>7</b>	<b>-</b>	<b>45</b>
<b>Team</b>	<b>Qtr</b>	<b>Time</b>	<b>Play Description (Extra Point) (Drive Info)</b>				<b>V-H</b>
<b>NO</b>	1	12:11	Colston 9 pass from Brees (Carney kick) (5-54, 2:49)				0-7
<b>NO</b>	1	9:34	Meachem 39 pass from Brees (Carney kick) (3-53, 1:09)				0-14
<b>DET</b>	1	5:12	Hanson 47 FG (9-51, 4:22)				3-14
<b>DET</b>	2	14:06	K.Smith 4 run (Hanson kick) (4-13, 2:05)				10-14
<b>NO</b>	2	3:45	Shockey 1 pass from Brees (Carney kick) (10-65, 5:04)				10-21
<b>NO</b>	2	1:10	Shockey 15 pass from Brees (Carney kick) (4-59, 1:11)				10-28
<b>DET</b>	3	11:47	Stafford 1 run (Hanson kick) (8-71, 3:13)				17-28
<b>NO</b>	3	6:11	Carney 39 FG (10-64, 5:36)				17-31
<b>DET</b>	3	3:22	Hanson 24 FG (6-6, 2:49)				20-31
<b>NO</b>	3	3:03	Henderson 58 pass from Brees (Carney kick) (1-58, 0:19)				20-38
<b>DET</b>	3	1:29	Delmas 65 fumble return (Hanson kick)				27-38
<b>NO</b>	4	8:29	H.Evans 13 pass from Brees (Carney kick) (13-78, 8:00)				27-45

**FIELD GOALS (made () and missed)**
**DET:** Hanson (47) (24)

**NO:** Carney 34B (39)

## 1 VS. DETROIT



DETROIT LIONS							NEW ORLEANS SAINTS								
RUSHING	ATT	YDS	AVG	LG	TD		RUSHING	ATT	YDS	AVG	LG	TD			
K.Smith	15	20	1.3	6	1		Bell	28	143	5.1	22	0			
Brown	1	9	9.0	9	0		Bush	7	14	2.0	10	0			
Felton	2	4	2.0	4	0										
Stafford	2	0	0.0	1t	1										
Total	20	33	1.7	9	2		Total	35	157	4.5	22	0			
PASSING	ATT	CMP	YDS	SK/YD	TD	LG	INT	PASSING	ATT	CMP	YDS	SK/YD	TD	LG	INT
Stafford	37	16	205	1/7	0	64	3	Brees	34	26	358	0/0	6	58t	1
Total	37	16	205	1/7	0	64	3	Total	34	26	358	0/0	6	58t	1
RECEIVING	NO	YDS	AVG	LG	TD		RECEIVING	NO	YDS	AVG	LG	TD			
K.Smith	7	52	7.4	12	0		Henderson	5	103	20.6	58t	1			
B.Johnson	4	45	11.3	19	0		Bush	5	55	11.0	26	0			
C.Johnson	3	90	30.0	64	0		H.Evans	4	35	8.8	13t	1			
Fitzsimmons	1	11	11.0	11	0		Shockey	4	31	7.8	15t	2			
Figurs	1	7	7.0	7	0		Colston	3	30	10.0	14	1			
							Meachem	2	51	25.5	39t	1			
							Moore	2	38	19.0	20	0			
							D.Thomas	1	15	15.0	15	0			
Total	16	205	12.8	64	0		Total	26	358	13.8	58t	6			
INT	NO	YDS	AVG	LG	TD		INT	NO	YDS	AVG	LG	TD			
Henry	1	26	26.0	26	0		Sharper	2	79	39.5	51	0			
							Shanle	1	13	13.0	13	0			
Total	1	26	26.0	26	0		Total	3	92	30.7	51	0			
PUNTING	NO	YDS	AVG	TB	I20	LG	PUNTING	NO	YDS	AVG	TB	I20	LG		
Harris	5	209	41.8	0	2	55	Morstead	2	96	48.0	0	0	54		
Total	5	209	41.8	0	2	55	Total	2	96	48.0	0	0	54		
PT RET	NO	YDS	AVG	FC	LG	TD	PT RET	NO	YDS	AVG	FC	LG	TD		
Northcutt	2	55	27.5	0	43	0	Bush	3	11	3.7	1	11	0		
Total	2	55	27.5	0	43	0	Total	3	11	3.7	1	11	0		
KO RET	NO	YDS	AVG	FC	LG	TD	KO RET	NO	YDS	AVG	FC	LG	TD		
Brown	5	180	36.0	0	87	0	Meachem	6	148	24.7	0	42	0		
Total	5	180	36.0	0	87	0	Total	6	148	24.7	0	42	0		

TEAM STATISTICS	DET	NO	TEAM STATISTICS	DET	NO
TOTAL FIRST DOWNS	14	28	FGs-PATs HAD BLOCKED	0-0	1-0
By Rushing	5	10	Net Punting Avg.	39.6	20.5
By Passing	7	16	TOTAL RETURN YARDAGE	81	103
By Penalty	2	2	No. and Yards Punt Returns	2-55	3-11
3rd DOWN EFFICIENCY	3-14-21%	9-13-69%	No. and Yards Kickoff Returns	5-180	6-148
4th DOWN EFFICIENCY	2-2-100%	0-0-0%	No. and Yards Interception Returns	1-26	3-92
TOTAL NET YARDS	231	515	PENALTIES: No.-Yds.	8-80	7-36
Total Plays	58	69	FUMBLES: No.-Lost	0-0	3-2
Avg. Per Play	4.0	7.5	TOUCHDOWNS	3	6
NET YARDS RUSHING	33	157	Rushing	2	0
Total Rushes	20	35	Passing	0	6
Avg. Per Play	1.7	4.5	Fumbles	1	0
Tackles For Loss-Yards	2-5	3-5	EXTRA POINTS: Made-Att.	3-3	6-6
NET YARDS PASSING	198	358	Kicking: Made-Att.	3-3	6-6
Sacked-Yards Lost	1-7	0-0	FIELD GOALS: Made-Att.	2-2	1-2
Gross Yards	205	358	RED ZONE EFFICIENCY	2-4-50%	4-6-67%
PASSING: Att.-Comp.-INT	37-16-3	34-26-1	GOAL-TO-GO EFFICIENCY	1-2-50%	2-3-67%
Avg. Per Play	5.2	10.5	SAFETIES	0	0
KICKOFFS: No.-In EZ-Touchbacks	6-2-0	8-6-3	FINAL SCORE	27	45
PUNTS: No.-Avg.	5-41.6	2-48.0	TIME OF POSSESSION	23:30	36:30
Had Blocked	0	0			

## 2009 GAME BY GAME REVIEW


**AT**  
**PHILADELPHIA** **2**  
GAME

SAINTS: 48

EAGLES: 22

LINCOLN FINANCIAL FIELD

PHILADELPHIA, PA. - 9/20/09

ATTENDANCE: 69,144 TIME: 3:19



The Saints improved to 2-0 in an impressive road victory in Philadelphia, as they scored at least 40 points in two consecutive games for the first time in franchise history. They broke the game open with 17 unanswered points in the second and third quarters.

QB **Drew Brees** led the offense, completing 25 of 34 passes for 311 yards and three TDs for a 96.9 rating, while the defense and special teams forced four turnovers.

The Saints scored first on the game's opening possession when Brees found WR **Marques Colston** in the end zone for a 15-yard TD. The Eagles struck back quickly to tie the score with a 71-yard pass play from QB **Kevin Kolb** to WR **DeSean Jackson**. New Orleans left the first quarter with a 10-7 lead on a 23-yard **John Carney** field goal.

Brees was intercepted early in the second quarter, but the defense held the Eagles to a field goal and the Saints took a 17-10 lead again on Brees' second TD to Colston. Following a Philadelphia field goal, the Saints took a 17-13 lead into halftime.

On the opening kickoff of the second half, rookie CB **Malcolm Jenkins** forced a

fumble that was recovered by S **Chris Reis** at the Philadelphia 22. Three plays later FB **Heath Evans** scored with nifty footwork on an 11-yard screen.

**GAMENOTES**

**Brees' three TD passes increased his total to nine in his first two games, tying the NFL record for scoring passes after two contests.**

**With his first scoring grab of the game, Colston joined WR Lance Moore as the only two Saints to record TD receptions in five consecutive contests.**

**Sharper's 97-yard interception return for a score was a then career-long and also tied the club record for the longest return.**

LB **Scott Shanle** then picked off Kolb at the Philadelphia 27, the Saints took the short field and RB **Mike Bell** punched in an 11-yard touchdown, before going up by 21 on their next offensive drive when Carney booted a 25-yard field goal.

In the final quarter, the Saints outscored the Eagles 14-2, keyed by a 97-yard interception return for a TD by S **Darren Sharper**.

**SAINTS-EAGLES GAME SUMMARY**

New Orleans Saints	10	7	17	14	-	48
Philadelphia Eagles	7	6	7	2	-	22

Team	Qtr	Time	Play Description (Extra Point) (Drive Info)	V-H
NO	1	10:54	Colston 15 pass from Brees (Carney kick) (8-74, 4:06)	7-0
PHI	1	9:03	Jackson 71 pass from Kolb (Akers kick) (4-85, 1:51)	7-7
NO	1	1:54	Carney 23 FG (10-48, 3:21)	10-7
PHI	2	2:38	Akers 23 FG (15-68, 8:20)	10-10
NO	2	0:43	Colston 25 pass from Brees (Carney kick) (2-54, 0:37)	17-10
PHI	2	0:00	Akers 32 FG (7-65, 0:43)	17-13
NO	3	13:39	H.Evans 11 pass from Brees (Carney kick) (3-22, 1:10)	24-13
NO	3	11:39	Bell 7 run (Carney kick) (4-24, 1:19)	31-13
NO	3	4:10	Carney 25 FG (12-70, 6:16)	34-13
PHI	3	0:29	Avant 3 pass from Kolb (Akers kick) (8-35, 3:41)	34-20
NO	4	9:36	Bush 19 run (Carney kick) (6-52, 3:14)	41-20
PHI	4	3:35	Brees fumble out of end zone for safety	41-22
NO	4	0:55	Sharper 97 interception return (Carney kick)	48-22

**FIELD GOALS (made (I) and missed)**

NO: Carney (23) (25)

PHI: Akers (23) (32)

## 2 @ PHILADELPHIA



NEW ORLEANS SAINTS							PHILADELPHIA EAGLES								
RUSHING	ATT	YDS	AVG	LG	TD		RUSHING	ATT	YDS	AVG	LG	TD			
Bell	17	86	5.1	23	1		Westbrook	13	52	4.0	16	0			
Bush	10	33	3.3	19t	1		McCoy	5	18	3.6	11	0			
Meachem	1	15	15.0	15	0		Jackson	3	15	5.0	6	0			
Brees	1	-1	-1.0	-1	0		Kolb	1	-6	-6.0	-6	0			
Total	29	133	4.6	23	2		Total	22	79	3.6	16	0			
PASSING	ATT	CMP	YDS	SK/YD	TD	LG	INT	PASSING	ATT	CMP	YDS	SK/YD	TD	LG	INT
Brees	34	25	311	2/23	3	38	1	Kolb	51	31	391	1/7	2	71t	3
								Westbrook	1	0	0	0/0	0	0	0
Total	34	25	311	2/23	3	38	1	Total	52	31	391	1/7	2	71t	3
RECEIVING	NO	YDS	AVG	LG	TD			RECEIVING	NO	YDS	AVG	LG	TD		
Colston	8	98	12.3	25t	2			Celek	8	104	13.0	26	0		
Shockey	4	49	12.3	22	0			Avant	7	79	11.3	26	1		
Henderson	3	71	23.7	38	0			Jackson	4	101	25.3	71t	1		
Bush	3	42	14.0	29	0			McCoy	4	37	9.3	19	0		
D.Thomas	2	19	9.5	11	0			Curtis	3	44	14.7	19	0		
H.Evans	2	16	8.0	11t	1			Westbrook	3	14	4.7	7	0		
Meachem	1	11	11.0	11	0			Maclin	2	12	6.0	6	0		
Bell	1	1	9.0	9	0										
P.Thomas	1	-4	-4.0	-4	0										
Total	25	311	12.4	38	3		Total	31	391	12.6	71t	2			
INT	NO	YDS	AVG	LG	TD			INT	NO	YDS	AVG	LG	TD		
Sharper	1	97	97.0	97t	1			Jordan	1	3	3.0	3	0		
Shanle	1	3	3.0	3	0										
Porter	1	0	0.0	0	0										
Total	3	100	33.3	97t	1		Total	1	3	3.0	3	0			
PUNTING	NO	YDS	AVG	TB	I20	LG		PUNTING	NO	YDS	AVG	TB	I20	LG	
Morstead	3	156	52.0	0	1	60		Rocca	5	225	45.0	1	0	61	
Total	3	156	52.0	0	1	60		Total	5	225	45.0	1	0	61	
PT RET	NO	YDS	AVG	FC	LG	TD		PT RET	NO	YDS	AVG	FC	LG	TD	
Bush	2	-3	-1.5	0	3	0		Jackson	2	5	2.5	1	4	0	
Total	2	-3	-1.5	0	3	0		Total	2	5	2.5	1	4	0	
KO RET	NO	YDS	AVG	FC	LG	TD		KO RET	NO	YDS	AVG	FC	LG	TD	
Roby	3	72	24.0	0	27	0		Hobbs	7	179	25.6	0	63	0	
								Maclin	1	7	7.0	0	7	0	
Total	3	72	24.0	0	27	0		Total	8	186	23.3	0	63	0	

TEAM STATISTICS	NO	PHI	TEAM STATISTICS	NO	PHI
TOTAL FIRST DOWNS	23	23	FGs-PATs HAD BLOCKED	0-0	0-0
By Rushing	8	7	Net Punting Avg.	50.3	41.6
By Passing	15	16	TOTAL RETURN YARDAGE	97	8
By Penalty	0	0	No. and Yards Punt Returns	2-3	2-5
3rd DOWN EFFICIENCY	6-13-46%	7-16-44%	No. and Yards Kickoff Returns	3-72	8-186
4th DOWN EFFICIENCY	0-1-0%	1-2-50%	No. and Yards Interception Returns	3-100	1-3
TOTAL NET YARDS	421	463	PENALTIES: No.-Yds.	3-13	7-45
Total Plays	65	75	FUMBLES: No.-Lost	2-0	1-1
Avg. Per Play	6.5	6.2	TOUCHDOWNS	6	2
NET YARDS RUSHING	133	79	Rushing	2	0
Total Rushes	29	22	Passing	3	2
Avg. Per Play	4.6	3.6	Interceptions	1	0
Tackles For Loss-Yards	3-7	2-10	EXTRA POINTS: Made-Att.	6-6	2-2
NET YARDS PASSING	288	384	Kicking: Made-Att.	6-6	2-2
Sacked-Yards Lost	2-23	1-7	FIELD GOALS: Made-Att.	2-2	2-2
Gross Yards	311	391	RED ZONE EFFICIENCY	4-6-67%	1-5-20%
PASSING: Att.-Comp.-INT	34-25-1	52-31-3	GOAL-TO-GO EFFICIENCY	1-3-33%	1-3-33%
Avg. Per Play	8.0	7.2	SAFETIES	0	1
KICKOFFS: No.-In EZ-Touchbacks	10-3-1	4-2-1	FINAL SCORE	48	22
PUNTS: No.-Avg.	3-52.0	5-45.0	TIME OF POSSESSION	30:26	29:34
Had Blocked	0	0			



## 2009 GAME BY GAME REVIEW

AT  
BUFFALO

GAME 3

SAINTS: 27      BILLS: 7  
 RALPH WILSON STADIUM  
 ORCHARD PARK, N.Y. - 9/27/09  
 ATTENDANCE: 70,261 TIME: 3:05



New Orleans improved to 3-0 for the first time since 2006 as the Saints outscored Buffalo 17-0 in the fourth quarter, powered by a rushing attack that gained 222 yards and a defense that did allow the Bills offense inside the red zone.

The Saints never trailed and took their opening offensive drive for a touchdown, embarking on a methodical 10-play, 82-yard drive that culminated with RB **Lynell Hamilton's** first career score.

At the start of the second quarter, Buffalo tied the game when Bills P **Brian Moorman** throw a 25-yard touchdown pass on a fake field goal attempt. The Bills wouldn't score again, as two turnovers would be forced on defense and special teams. Buffalo's first giveaway occurred in the second quarter when rookie S **Malcolm Jenkins** tackled Bills PR **Roscoe Parrish**, forcing him to cough up the ball, recovering at the Buffalo 32-yard line, which set up a **John Carney** field goal to give New Orleans a 10-7 halftime lead.

The Saints and Bills played a scoreless third quarter. A potential Buffalo score was

averted when DE **Will Smith** intercepted a tipped pass at the New Orleans 23-yard line near the end of the period as part of a dominating effort where he also had six tackles and one sack.



## GAMENOTES

The defense posted four sacks, allowed only 13 first downs and 154 net passing yards. Buffalo converted two of 14 third down attempts, an efficiency percentage of 14%.

RBs Reggie Bush and Pierre Thomas combined for 190 rushing yards.

As part of the defensive effort, Bills WR Terrell Owens failed to catch a pass for the first time since his rookie year in San Francisco in 1996, breaking a 185 game streak.

RB **Pierre Thomas** shook off a stomach virus and entered the New Orleans offensive gameplan midway through the third quarter, rushing 14 times for a career-high 126 yards with 34 and 19-yard touchdown runs in the final period, the latter one occurring with 2:03 remaining to seal the victory.

## SAINTS - BILLS GAME SUMMARY

New Orleans Saints		7	3	0	17	-	27
Buffalo Bills		0	7	0	0	-	7
Team	Qtr	Time	Play Description (Extra Point)		(Drive Info)		V-H
NO	1	10:04	Hamilton 1 run (Carney kick)		(10-82, 4:56)		7-0
BUF	2	14:48	Denney 25 pass from Moorman (Lindell kick)		(9-72, 3:26)		7-7
NO	2	4:17	Carney 27 FG (5-23, 1:55)				10-7
NO	4	9:45	P.Thomas 34 run (Carney kick)		(3-66, 1:16)		17-7
NO	4	3:21	Carney 35 FG (9-49, 4:01)				20-7
NO	4	2:03	P.Thomas 19 run (Carney kick)		(2-25, 0:12)		27-7

## FIELD GOALS (made (I) and missed)

NO: Carney (27) (35)

BUF: None

## 3 @ BUFFALO



NEW ORLEANS SAINTS							BUFFALO BILLS								
RUSHING	ATT	YDS	AVG	LG	TD		RUSHING	ATT	YDS	AVG	LG	TD			
P.Thomas	14	126	9.0	34t	2		Jackson	18	71	3.9	12	0			
Bush	13	64	4.9	17	0		Edwards	2	13	6.5	11	0			
Hamilton	5	24	4.8	16	1		Omon	1	5	5.0	5	0			
Brees	6	8	1.3	10	0										
Total	38	222	5.8	34t	3		Total	21	89	4.2	12	0			
PASSING	ATT	CMP	YDS	SK/YD	TD	LG	INT	PASSING	ATT	CMP	YDS	SK/YD	TD	LG	INT
Brees	29	16	172	2/16	0	32	0	Edwards	35	20	156	4/27	0	18	1
								Moorman	1	1	25	0/0	1	25t	0
Total	29	16	172	2/16	0	32	0	Total	36	21	181	4/27	1	25t	1
RECEIVING	NO	YDS	AVG	LG	TD			RECEIVING	NO	YDS	AVG	LG	TD		
Shockey	6	48	8.0	21	0			Reed	6	60	10.0	18	0		
Colston	4	67	16.8	32	0			Fine	5	34	6.8	11	0		
Henderson	3	40	13.3	20	0			Evans	4	31	7.8	11	0		
Bush	3	17	5.7	12	0			Jackson	4	26	6.5	12	0		
								Denney	1	25	25.0	25t	1		
Total	16	172	10.8	32	0			Parrish	1	5	5.0	5	0		
								Total	21	181	8.6	25t	1		
INT	NO	YDS	AVG	LG	TD			INT	NO	YDS	AVG	LG	TD		
Smith	1	0	0.0	0	0										
Total	1	0	0.0	0	0			Total	0	0	0.0	0	0		
PUNTING	NO	YDS	AVG	TB	I20	LG		PUNTING	NO	YDS	AVG	TB	I20	LG	
Morstead	5	213	42.6	0	1	49		Moorman	9	419	46.6	2	1	58	
Total	5	213	42.6	0	1	49		Total	9	419	46.6	2	1	58	
PT RET	NO	YDS	AVG	FC	LG	TD		PT RET	NO	YDS	AVG	FC	LG	TD	
Bush	4	17	4.3	1	9	0		Parrish	3	-1	-0.3	0	0	0	
Total	4	17	4.3	1	9	0		Total	3	-1	-0.3	0	0	0	
KO RET	NO	YDS	AVG	FC	LG	TD		KO RET	NO	YDS	AVG	FC	LG	TD	
Roby	1	16	16.0	0	16	0		Parrish	5	111	22.2	0	30	0	
Charleston	1	0	0.0	0	0	0									
Total	2	16	8.0	0	16	0		Total	5	111	22.2	0	30	0	

TEAM STATISTICS	NO	BUF	TEAM STATISTICS	NO	BUF
TOTAL FIRST DOWNS	21	13	FGs-PATs HAD BLOCKED	0-0	0-0
By Rushing	11	5	Net Punting Avg.	42.8	40.2
By Passing	8	5	TOTAL RETURN YARDAGE	17	-1
By Penalty	2	3	No. and Yards Punt Returns	4-17	3--1
3rd DOWN EFFICIENCY	5-15-33%	2-14-14%	No. and Yards Kickoff Returns	2-16	5-111
4th DOWN EFFICIENCY	1-2-50%	1-2-50%	No. and Yards Interception Returns	1-0	0-0
TOTAL NET YARDS	378	243	PENALTIES: No.-Yds.	9-97	12-116
Total Plays	69	61	FUMBLES: No.-Lost	1-1	1-1
Avg. Per Play	5.5	4.0	TOUCHDOWNS	3	1
NET YARDS RUSHING	222	89	Rushing	3	0
Total Rushes	38	21	Passing	0	1
Avg. Per Play	5.8	4.2	EXTRA POINTS: Made-Att.	3-3	1-1
Tackles For Loss-Yards	2-2	3-5	Kicking: Made-Att.	3-3	1-1
NET YARDS PASSING	156	154	FIELD GOALS: Made-Att.	2-2	0-0
Sacked-Yards Lost	2-16	4-27	RED ZONE EFFICIENCY	2-4-50%	0-0-0%
Gross Yards	172	181	GOAL-TO-GO EFFICIENCY	1-1-100%	0-0-0%
PASSING: Att.-Comp.-INT	29-16-0	36-21-1	SAFETIES	0	0
Avg. Per Play	5.0	3.9	FINAL SCORE	27	7
KICKOFFS: No.-In EZ-Touchbacks	6-3-1	2-0-0	TIME OF POSSESSION	33:34	26:26
PUNTS: No.-Avg.	5-42.6	9-46.6			
Had Blocked	0	0			

## 2009 GAME BY GAME REVIEW



VS.  
**N.Y. JETS**

GAME **4**

SAINTS: 24      JETS: 10  
LOUISIANA SUPERDOME  
NEW ORLEANS, LA. - 10/4/09  
ATTENDANCE: 70,009    TIME: 2:54



The Saints returned to the Superdome after two weeks on the road and improved to 4-0 on the strength of a strong defense, a powerful running game, two defensive touchdowns and a pass rush that recorded four sacks of Jets rookie QB **Mark Sanchez**.

A quiet first quarter saw the 49ers take a 3-0 lead on K **John Carney's** 34-yard field goal on the first drive. The second quarter belonged to the New Orleans defense, as two touchdown returns would give New Orleans a 17-3 half-time advantage.

On the first play of the second period, S **Darren Sharper** picked off a Sanchez throw, which he returned a career-long and club record 99 yards for the TD. Towards the middle of the quarter, Sanchez was taken down by DE **Will Smith**, fumbled, and the ball was recovered for a touchdown by DT **Remi Ayodele**.

Midway through the third quarter, the Jets took advantage of a fumble by RB **Reggie Bush** in New Orleans territory and four plays later New York RB **Thomas Jones** would bring his team within seven

points on a 15-yard scoring run.

However, the Saints would extend their lead by two touchdowns on a fourth quarter 11-play, 74-yard drive, which



## GAMENOTES

**The victory over the Jets gave the Saints a 6-5 series lead.**

**With four sacks for the second straight week, it marked the first time the Saints recorded at least four takedowns in consecutive games since 2005.**

**The Saints held the Jets to 244 net yards, the second straight game they held an opponent to under 250 yards, the first time this occurred since 2001.**

ended with RB **Pierre Thomas** scoring on a one-yard TD run. Thomas led the Saints in rushing with 19 carries for 86 yards and also picked up 46 yards on four receptions. Sharper would record his second pick on the Jets' next offensive drive and CB **Randall Gay** sealed the win with 1:47 remaining when he made his first interception as a Saint.

## SAINTS-JETS GAME SUMMARY

New York Jets	0	3	7	0	-	10
New Orleans Saints	3	14	0	7	-	24

Team	Qtr	Time	Play Description (Extra Point) (Drive Info)	V-H
NO	1	8:06	Carney 34 FG (13-60, 6:54)	0-3
NO	2	14:45	Sharper 99 interception return (Carney kick)	0-10
NO	2	9:0	Ayodele fumble recovery in end zone (Carney kick)	0-17
NYJ	2	1:48	Feely 38 FG (14-60, 7:12)	3-17
NYJ	3	7:48	Jones 15 run (Feely kick) (4-34, 1:16)	10-17
NO	4	6:07	P.Thomas 1 run (Carney kick) (11-74, 6:49)	10-24

**FIELD GOALS (made () and missed)**  
**NYJ:** Feely (38)

**NO:** Carney (34)

## 4 VS. N.Y. JETS



NEW YORK JETS								NEW ORLEANS SAINTS							
RUSHING	ATT	YDS	AVG	LG	TD			RUSHING	ATT	YDS	AVG	LG	TD		
Jones	13	48	3.7	15t	1			P.Thomas	19	86	4.5	18	1		
Sanchez	4	24	6.0	12	0			Bush	6	37	6.2	12	0		
Greene	4	23	5.8	9	0			Meachem	1	13	13.0	13	0		
B.Smith	2	20	10.0	18	0			H.Evans	3	12	4.0	6	0		
Washington	4	17	4.3	7	0			Brees	3	5	1.7	7	0		
Total	27	132	4.9	18	1			Total	32	153	4.8	18	1		
PASSING	ATT	CMP	YDS	SK/YD	TD	LG	INT	PASSING	ATT	CMP	YDS	SK/YD	TD	LG	INT
Sanchez	27	14	138	4/26	0	27	3	Brees	32	20	190	0/0	0	36	0
Total	27	14	138	4/26	0	27	3	Total	32	20	190	0/0	0	36	0
RECEIVING	NO	YDS	AVG	LG	TD			RECEIVING	NO	YDS	AVG	LG	TD		
Cotchery	5	71	14.2	27	0			P.Thomas	4	46	11.5	36	0		
Washington	4	24	6.0	15	0			Shockey	4	34	8.5	20	0		
Keller	3	31	10.3	23	0			Henderson	3	21	7.0	9	0		
Stuckey	1	8	8.0	8	0			Bush	3	7	2.3	4	0		
B.Smith	1	4	4.0	4	0			Colston	2	33	16.5	17	0		
								Meachem	1	19	19.0	19	0		
								D.Thomas	1	18	18.0	18	0		
								H.Evans	1	11	11.0	11	0		
								Moore	1	1	1.0	1	0		
Total	14	138	9.9	27	0			Total	20	190	9.5	36	0		
INT	NO	YDS	AVG	LG	TD			INT	NO	YDS	AVG	LG	TD		
								Sharper	2	99	49.5	99t	1		
								Gay	1	25	25.0	25	0		
Total	0	0	0.0	0	0			Total	3	124	41.3	99t	1		
PUNTING	NO	YDS	AVG	TB	I20	LG		PUNTING	NO	YDS	AVG	TB	I20	LG	
Weatherford	6	252	42.0	1	2	56		Morstead	5	190	38.0	0	2	43	
Total	6	252	42.0	1	2	56		Total	5	190	38.0	0	2	43	
PT RET	NO	YDS	AVG	FC	LG	TD		PT RET	NO	YDS	AVG	FC	LG	TD	
Leonhard	0	0	0.0	3	0	0		Bush	1	22	22.0	1	22	0	
Total	0	0	0.0	3	0	0		Total	1	22	22.0	1	22	0	
KO RET	NO	YDS	AVG	FC	LG	TD		KO RET	NO	YDS	AVG	FC	LG	TD	
Washington	1	17	17.0	0	17	0		Roby	1	26	26.0	0	26	0	
Total	1	17	17.0	0	17	0		Total	1	26	26.0	0	26	0	

TEAM STATISTICS			NYJ			NO		
TOTAL FIRST DOWNS			14	18	FGs-PATs HAD BLOCKED	0-0	0-0	NO
By Rushing			6	9	Net Punting Avg.	35.0	38.0	
By Passing			6	8	TOTAL RETURN YARDAGE	0	146	
By Penalty			2	1	No. and Yards Punt Returns	0-0	1-22	
3rd DOWN EFFICIENCY			3-12-25%	4-13-31%	No. and Yards Kickoff Returns	1-17	1-26	
4th DOWN EFFICIENCY			1-1-100%	0-2-0%	No. and Yards Interception Returns	0-0	3-124	
TOTAL NET YARDS			244	343	PENALTIES: No.-Yds.	3-21	7-70	
Total Plays			58	64	FUMBLES: No.-Lost	1-1	2-1	
Avg. Per Play			4.2	5.4	TOUCHDOWNS	1	3	
NET YARDS RUSHING			132	153	Rushing	1	1	
Total Rushes			27	32	Passing	0	0	
Avg. Per Play			4.9	4.8	Interceptions	0	1	
Tackles For Loss-Yards			0-0	3-4	Fumbles	0	1	
NET YARDS PASSING			112	190	EXTRA POINTS: Made-Att.	1-1	3-3	
Sacked-Yards Lost			4-26	0-0	Kicking: Made-Att.	1-1	3-3	
Gross Yards			138	190	FIELD GOALS: Made-Att.	1-1	1-1	
PASSING: Att.-Comp.-INT			27-14-3	32-20-0	RED ZONE EFFICIENCY	1-2-50%	1-4-25%	
Avg. Per Play			3.6	5.9	GOAL-TO-GO EFFICIENCY	0-0-0%	1-3-33%	
KICKOFFS: No.-In EZ-Touchbacks			3-3-2	5-5-4	SAFETIES	0	0	
PUNTS: No.-Avg.			6-42.0	5-38.0	FINAL SCORE	10	24	
Had Blocked			0	0	TIME OF POSSESSION	27:21	32:39	

## 2009 GAME BY GAME REVIEW



VS.

N.Y. GIANTS

GAME

5



SAINTS: 48

GIANTS: 27

LOUISIANA SUPERDOME

NEW ORLEANS, LA. - 10/18/09

ATTENDANCE: 70,011 TIME: 3:27

The Saints, behind **Drew Brees**, **Marques Colston** and a top ten defense, remained undefeated, handing the previously unblemished New York Giants a 48-27 defeat in front of 70,011.

The Saints took the opening kickoff and methodically marched downfield, capped by a two-yard dive into the end zone by RB **Mike Bell** and never looked back, racking up 493 yards of offense against the then number one ranked defense in the NFL.

Brees completed 23-of-30 passes for 369 yards and four touchdown passes, for a 156.8 passer rating, then the third-highest in club history. He completed 15 consecutive throws in the first half. His favorite target was Colston, who had eight receptions for 166 yards with one touchdown, his second-highest single game career yardage total. In his first meeting with the team that originally drafted him, TE **Jeremy Shockey** added four receptions for 37 yards and a score.

The Saints defense stymied the Giants' power running attack to only 84 yards on the ground and held New York QB **Eli**

**Manning** to 178 yards on 14-of-31 passing and a 61.0 passer rating. With less than a minute remaining in the second quarter, Manning was sacked by S **Roman Harper** at the New York 25 and the ball was returned to the Giants seven by LB **Scott**



## GAMENOTES

**The Saints defense still maintained a top ten ranking after facing a Giants offense that going into the game was ranked second in the NFL, fourth rushing as they held the New York power running attack to only 84 yards.**

**Colston's 166 yards receiving total was the second-highest of his career.**

**The contest was the first time this season that the Saints had not committed a turnover.**

**Shanle**, setting up a subsequent seven-yard touchdown run by RB **Reggie Bush** to give the Saints a 34-17 lead going into halftime. In the third quarter, Manning was picked off by CB Jabari Greer for a turnover that led to Colston's touchdown grab from Brees to give New Orleans a 41-17 lead.

## SAINTS-GIANTS GAME SUMMARY

New York Giants  
New Orleans Saints

3	14	0	10	-	27
14	20	7	7	-	48

Team	Qtr	Time	Play Description (Extra Point) (Drive Info)	V-H
NO	1	7:19	Bell 2 run (Carney kick) (15-70, 7:41)	0-7
NO	1	2:11	Shockey 1 pass from Brees (Carney kick) (6-80, 2:48)	0-14
NYG	1	0:03	Tynes 49 FG (6-19, 2:08)	3-14
NO	2	12:40	Meachem 36 pass from Brees (kick blocked) (4-57, 2:23)	3-20
NYG	2	7:41	Bradshaw 10 run (Tynes kick) (9-73, 4:59)	10-20
NO	2	5:04	Moore 12 pass from Brees (Carney kick) (5-61, 2:37)	10-27
NYG	2	3:19	Manningham 15 pass from Manning (Tynes kick) (4-37, 1:45)	17-27
NO	2	0:09	Bush 7 run (Carney kick) (2-7, 0:09)	17-34
NO	3	4:10	Colston 12 pass from Brees (Carney kick) (9-71, 5:11)	17-41
NYG	4	12:09	Tynes 38 FG (11-60, 2:43)	20-41
NO	4	7:04	H.Evans 2 run (Carney kick) (8-80, 5:05)	20-48
NYG	4	3:15	Nicks 37 pass from Carr (Tynes kick) (3-50, 1:00)	27-48

FIELD GOALS (made ( ) and missed)

NYG: Tynes (49) (38)

NO: None

## 5 VS. N.Y. GIANTS



NEW YORK GIANTS							NEW ORLEANS SAINTS								
RUSHING	ATT	YDS	AVG	LG	TD		RUSHING	ATT	YDS	AVG	LG	TD			
Bradshaw	10	48	4.8	13	1		P.Thomas	15	72	4.8	25	0			
Jacobs	7	33	4.7	14	0		Bell	15	34	2.3	6	1			
Carr	1	4	4.0	4	0		Bush	6	17	2.8	9	1			
Manning	1	-1	-1.0	-1	0		Brees	1	6	6.0	6	0			
							Meachem	1	2	2.0	2	0			
							H.Evans	1	2	2.0	2t	1			
							Brunell	1	-9	-9.0	-9	0			
Total	19	84	4.4	14	1		Total	40	124	3.1	25	3			
PASSING	ATT	CMP	YDS	SK/YD	TD	LG	INT	PASSING	ATT	CMP	YDS	SK/YD	TD	LG	INT
Manning	31	14	178	1/9	1	58	1	Brees	30	23	369	0/0	4	40	0
Carr	5	4	72	1/0	1	37t	0								
Total	36	18	250	2/9	2	58	1	Total	30	23	369	0/0	4	40	0
RECEIVING	NO	YDS	AVG	LG	TD			RECEIVING	NO	YDS	AVG	LG	TD		
Nicks	5	114	22.8	58	1			Colston	8	166	20.8	40	1		
Manningham	4	50	12.5	18	1			Moore	6	78	13.0	22	1		
Smith	4	44	11.0	22	0			Shockey	4	37	9.3	18	1		
Hixon	3	22	7.3	10	0			Meachem	2	70	35.0	36t	1		
Boss	1	18	18.0	18	0			Bush	1	7	7.0	7	0		
Jacobs	1	2	2.0	2	0			Henderson	1	6	6.0	6	0		
								H.Evans	1	5	5.0	5	0		
Total	18	250	13.9	58	2			Total	23	369	16.0	40	4		
INT	NO	YDS	AVG	LG	TD			INT	NO	YDS	AVG	LG	TD		
								Greer	1	11	11.0	11	0		
Total	0	0	0.0	0	0			Total	1	11	11.0	11	0		
PUNTING	NO	YDS	AVG	TB	I20	LG		PUNTING	NO	YDS	AVG	TB	I20	LG	
Feagles	4	186	46.5	1	0	59		Morstead	4	180	45.0	1	0	58	
Total	4	186	46.5	1	0	59		Total	4	180	45.0	1	0	58	
PT RET	NO	YDS	AVG	FC	LG	TD		PT RET	NO	YDS	AVG	FC	LG	TD	
Hixon	2	51	25.5	0	27	0		Bush	2	0	0.0	0	2	0	
Total	2	51	25.5	0	27	0		Total	2	0	0.0	0	2	0	
KO RET	NO	YDS	AVG	FC	LG	TD		KO RET	NO	YDS	AVG	FC	LG	TD	
Hixon	7	230	32.9	0	68	0		Roby	4	91	22.8	0	29	0	
Beatty	1	0	0.0	0	0	0									
Total	8	230	28.8	0	68	0		Total	4	91	22.8	0	29	0	

TEAM STATISTICS	NYG	NO	TEAM STATISTICS	NYG	NO
TOTAL FIRST DOWNS	17	28	FGs-PATs HAD BLOCKED	0-0	0-1
By Rushing	5	8	Net Punting Avg.	41.5	27.3
By Passing	11	18	TOTAL RETURN YARDAGE	51	11
By Penalty	1	2	No. and Yards Punt Returns	2-51	2-0
3rd DOWN EFFICIENCY	3-10-30%	7-13-54%	No. and Yards Kickoff Returns	8-230	4-91
4th DOWN EFFICIENCY	1-1-100%	1-2-50%	No. and Yards Interception Returns	0-0	1-11
TOTAL NET YARDS	325	493	PENALTIES: No.-Yds.	9-110	6-55
Total Plays	57	70	FUMBLES: No.-Lost	1-1	1-0
Avg. Per Play	5.7	7.0	TOUCHDOWNS	3	7
NET YARDS RUSHING	84	124	Rushing	1	3
Total Rushes	19	40	Passing	2	4
Avg. Per Play	4.4	3.1	EXTRA POINTS: Made-Att.	3-3	6-7
Tackles For Loss-Yards	1-2	4-16	Kicking: Made-Att.	3-3	6-7
NET YARDS PASSING	241	369	FIELD GOALS: Made-Att.	2-2	0-0
Sacked-Yards Lost	2-9	0-0	RED ZONE EFFICIENCY	1-3-67%	6-7-86%
Gross Yards	250	369	GOAL-TO-GO EFFICIENCY	0-1-0%	3-4-75%
PASSING: Att.-Comp.-INT	36-18-1	30-23-0	SAFETIES	0	0
Avg. Per Play	6.3	12.3	FINAL SCORE	27	48
KICKOFFS: No.-In EZ-Touchbacks	6-3-1	8-4-0	TIME OF POSSESSION	23:53	36:07
PUNTS: No.-Avg.	4-46.5	4-45.0			
Had Blocked	0	0			



## 2009 GAME BY GAME REVIEW


**AT**  
**MIAMI**
**GAME 6**

**SAINTS: 46      DOLPHINS: 34**  
**LANDSHARK STADIUM**  
**MIAMI GARDENS, FLA. - 10/25/09**  
**ATTENDANCE: 66,689    TIME: 3:36**

The Saints matched their biggest comeback in franchise history when they rebounded from a 24-3 deficit with five seconds left in the first half to beat the Dolphins 46-34 and remain undefeated.

After falling behind by 21 points, New Orleans started the comeback when QB **Drew Brees** had a one-yard dive into the end zone near the end of the first half. It continued into the third quarter, when S **Darren Sharper** had a 42-yard interception return for a touchdown to move within seven.

Trailing 34-24 going into the fourth quarter, the Saints scored 22 unanswered points courtesy of an acrobatic ten-yard touchdown run by RB **Reggie Bush**, Brees' second rushing score, a 20-yard field goal by K **John Carney** and a 54-yard interception return into the end zone by CB **Tracy Porter**.

New Orleans rolled to 414 yards of total offense, 302 in the second half, while holding Miami to 334 yards, including only 17 on the ground in the final two quarters, while the Saints

churned out 115 of their 138 rushing yards at the same time.


**GAME NOTES**

**The win matched the Saints' biggest comeback in club history, tying their 21-point turnarounds in a 41-24 victory against Cincinnati on Dec. 20, 1987 and their 43-38 win against San Francisco on Nov. 23, 1969. No other team in NFL history preserved a perfect record this far into a season by erasing a deficit of more than 20 points.**

**TE Jeremy Shockey had four receptions for 104 yards. His fourth quarter 66-yard reception was a career-long and his receiving yardage total was his most as a Saint.**

**K John Carney became the fourth player in NFL history to reach 2,000 points, joining Morten Anderson, Gary Anderson and George Blanda. Since this game Matt Stover has also joined the 2,000 point club.**

Brees overcame two early interceptions, three overall, completing 22 of 38 passes for 298 yards, one TD pass and a career-high two scoring rushes.

**SAINTS-DOLPHINS GAME SUMMARY**

<b>New Orleans Saints</b>	<b>3</b>	<b>7</b>	<b>14</b>	<b>22</b>	<b>-</b>	<b>46</b>
<b>Miami Dolphins</b>	<b>14</b>	<b>10</b>	<b>10</b>	<b>0</b>	<b>-</b>	<b>34</b>

Team	Qtr	Time	Play Description (Extra Point) (Drive Info)	V-H
MIA	1	7:20	Williams 4 run (Carpenter kick) (1-4, 0:05)	0-7
NO	1	5:06	Carney 46 FG (4- -7, 2:14)	3-7
MIA	1	4:47	Williams 68 run (Carpenter kick) (1-63, 0:19)	3-14
MIA	2	11:21	Carpenter 32 FG (12-46, 7:24)	3-17
MIA	2	8:55	Brown 8 run (Carpenter kick) (4-19, 2:05)	3-24
NO	2	0:02	Brees 1 run (Carney kick) (8-51, 1:36)	10-24
NO	3	13:56	Sharper 42 interception return (Carney kick)	17-24
MIA	3	5:59	Carpenter 33 FG (4-0, 1:18)	17-27
NO	3	1:09	Colston 10 pass from Brees (Carney kick) (8-82, 4:50)	24-27
MIA	3	0:03	Williams 4 run (Carpenter kick) (3-71, 1:06)	24-34
NO	4	13:23	Bush 10 run (Carney kick) (3-79, 1:40)	31-34
NO	4	8:35	Brees 2 run (kick failed, wl) (8-60, 4:17)	37-34
NO	4	3:23	Carney 20 FG (10-64, 4:38)	40-34
NO	4	1:53	Porter 54 interception return (pass failed)	46-34

**FIELD GOALS (made () and missed)**
**NO:** Carney (46) 49WL (20)

**MIA:** Carpenter (32) (33)

# 2009 GAME BY GAME REVIEW

6 @ MIAMI



NEW ORLEANS SAINTS					
RUSHING	ATT	YDS	AVG	LG	TD
Bell	12	80	6.7	35	0
P.Thomas	8	30	3.8	9	0
Henderson	1	13	13.0	13	0
Bush	3	10	3.3	10t	1
Brees	2	3	1.5	2t	2
H.Evans	1	2	2.0	2	0
Total	27	138	5.1	35	3

PASSING	ATT	CMP	YDS	SK/YD	TD	LG	INT
Brees	38	22	298	5/22	1	66	3
Total	38	22	298	5/22	1	66	3

RECEIVING	NO	YDS	AVG	LG	TD
Colston	5	72	14.4	25	1
Shockey	4	105	26.3	66	0
Henderson	4	71	17.8	37	0
Bush	3	16	5.3	11	0
Moore	2	18	9.0	11	0
H.Evans	2	3	1.5	8	0
P.Thomas	1	14	14.0	14	0
D.Thomas	1	-1	-1.0	-1	0
Total	22	298	13.5	66	1

INT	NO	YDS	AVG	LG	TD
Porter	1	54	54.0	54t	1
Sharper	1	42	42.0	42t	1
Total	2	96	48.0	54t	2

PUNTING	NO	YDS	AVG	TB	I20	LG
Morstead	3	137	45.7	0	0	53
Total	3	137	45.7	0	0	53

PT RET	NO	YDS	AVG	FC	LG	TD
Bush	5	23	4.6	0	9	0
Moore	0	0	0.0	1	0	0
Total	5	23	4.6	1	9	0

KO RET	NO	YDS	AVG	FC	LG	TD
Roby	6	185	30.8	0	87	0
Total	6	185	30.8	0	87	0

MIAMI DOLPHINS					
RUSHING	ATT	YDS	AVG	LG	TD
Williams	9	80	8.9	68t	3
Brown	16	48	3.0	8t	1
Polite	3	7	2.3	3	0
Ginn	1	5	5.0	5	0
White	1	-3	-3.0	-3	0
Total	30	137	4.6	68t	4

PASSING	ATT	CMP	YDS	SK/YD	TD	LG	INT
Henne	36	18	211	2/14	0	67	2
White	1	0	0	0/0	0	0	0
Total	37	18	211	2/14	0	67	2

RECEIVING	NO	YDS	AVG	LG	TD
Camarillo	5	55	11.0	24	0
Hartline	3	94	31.3	67	0
Fasano	3	21	7.0	14	0
Bess	3	13	4.3	8	0
Ginn	2	16	8.0	10	0
Williams	2	12	6.0	7	0
Total	18	211	11.7	67	0

INT	NO	YDS	AVG	LG	TD
Culver	1	23	23.0	23	0
Torbor	1	0	0.0	0	0
Jones	1	0	0.0	0	0
Total	3	23	7.7	23	0

PUNTING	NO	YDS	AVG	TB	I20	LG
Fields	6	280	46.7	0	2	55
Total	6	280	46.7	0	2	55

PT RET	NO	YDS	AVG	FC	LG	TD
Bess	2	28	14.0	0	14	0
Ginn	1	-2	-2.0	0	-2	0
Total	3	26	8.7	0	14	0

KO RET	NO	YDS	AVG	FC	LG	TD
Ginn	4	103	25.8	0	34	0
Torbor	1	9	9.0	0	9	0
Total	5	112	22.4	0	34	0

TEAM STATISTICS	NO	MIA
TOTAL FIRST DOWNS	22	17
By Rushing	7	8
By Passing	14	8
By Penalty	1	1
3rd DOWN EFFICIENCY	5-15-33%	8-18-44%
4th DOWN EFFICIENCY	0-0-0%	0-1-0%
TOTAL NET YARDS	414	334
Total Plays	70	69
Avg. Per Play	5.9	4.8
NET YARDS RUSHING	138	137
Total Rushes	27	30
Avg. Per Play	5.1	4.6
Tackles For Loss-Yards	2-3	6-13
NET YARDS PASSING	276	197
Sacked-Yards Lost	5-22	2-14
Gross Yards	298	211
PASSING: Att.-Comp.-INT	38-22-3	37-18-2
Avg. Per Play	6.4	5.1
KICKOFFS: No.-In EZ-Touchbacks	9-5-3	7-5-1
PUNTS: No.-Avg.	3-45.7	6-46.7
Had Blocked	0	0

TEAM STATISTICS	NO	MIA
FGs-PATs HAD BLOCKED	0-0	0-0
Net Punting Avg.	37.0	42.8
TOTAL RETURN YARDAGE	119	49
No. and Yards Punt Returns	5-23	3-26
No. and Yards Kickoff Returns	6-185	5-112
No. and Yards Interception Returns	2-96	3-23
PENALTIES: No.-Yds.	6-25	8-55
FUMBLES: No.-Lost	2-1	1-1
TOUCHDOWNS	6	4
Rushing	3	4
Passing	1	0
Interception Returns	2	0
EXTRA POINTS: Made-Att.	4-6	4-4
Kicking: Made-Att.	4-5	4-4
Passing: Made-Att.	0-1	0-0
FIELD GOALS: Made-Att.	2-3	2-2
RED ZONE EFFICIENCY	4-5-80%	3-6-50%
GOAL-TO-GO EFFICIENCY	2-3-67%	3-4-75%
SAFETIES	0	0
FINAL SCORE	46	34
TIME OF POSSESSION	33:02	26:58

## 2009 GAME BY GAME REVIEW



VS.

ATLANTA

GAME

7



SAINTS: 35

SAINTS: 27

LOUISIANA SUPERDOME

NEW ORLEANS, LA. - 11/2/09

ATTENDANCE: 70,088 TIME: 3:36

Although the deficit was not the same as the prior week, the Saints rebounded from a slow start and a first quarter 14-7 Falcons lead to score 21 consecutive points to defeat Atlanta. QB **Drew Brees** completed 25 of 33 passes to eight different players for 308 yards, three touchdown passes and a 111.7 passer rating.

Brees wasn't alone in the offensive fireworks as other key weapons made an impact. RB **Pierre Thomas** picked up 100 yards of total yards from scrimmage, while scoring one touchdown apiece on the ground and through the air. WR **Marques Colston** added 85 yards on six grabs with one TD.

The defense also came up big with three interceptions including a second quarter 48-yard return for a touchdown by CB **Jabari Greer**.

New Orleans trailed, 14-7 after the first quarter, but they heated up in the second quarter when Brees found Colston for an 18-yard touchdown. RB **Reggie Bush** scored on a one-yard run and Greer had his TD return right before halftime.

Atlanta came within four points in the second half with a third quarter 68-yard touchdown from Falcons QB **Matt Ryan** to WR **Roddy White** and a 25-yard field goal by K **Jason Elam**.



## GAMENOTES

The club's 7-0 start tied for the fastest in club history with the 7-0 beginning in 1991.

The Saints defense allowed Atlanta to successfully convert only 3-of-11 (27%) third down conversion attempts.

DE Will Smith came up big with four tackles, two sacks and one pass defense.

TE Jeremy Shockey had five receptions for 72 yards, with four of the grabs resulting in a first down.

However when Thomas scored his second touchdown of the day on a one-yard screen from Brees with 5:27 remaining and then leading 35-27, S **Darren Sharper** picked off Ryan with three seconds left to seal the win.

## SAINTS-FALCONS GAME SUMMARY

Atlanta Falcons  
New Orleans Saints

14 0 7 6 - 27  
7 21 0 7 - 35

Team	Qtr	Time	Play Description (Extra Point) (Drive Info)	V-H
ATL	1	11:03	Turner 13 run (Elam kick) (8-77, 3:57)	7-0
NO	1	5:26	P.Thomas 22 run (Carney kick) (10-80, 5:37)	7-7
ATL	1	2:14	Biermann 4 fumble return (Elam kick)	14-7
NO	2	10:38	Colston 18 pass from Brees (Carney kick) (12-80, 6:36)	14-14
NO	2	1:05	Bush 1 run (Carney kick) (6-80, 1:41)	14-21
NO	2	0:42	Greer 48 interception return (Carney kick)	14-28
ATL	3	12:25	White 68 pass from Ryan (Elam kick) (3-68, 1:26)	21-28
ATL	4	11:33	Elam 25 FG (14-70, 6:45)	24-28
NO	4	3:03	P.Thomas 1 pass from Brees (Carney kick) (11-81, 5:27)	24-35
ATL	4	0:28	Elam 40 FG (7-31, 0:55)	27-35

FIELD GOALS (made () and missed)

ATL:Elam 34LU 51SH (25) (40)

NO: Carney 37WR

# 2009 GAME BY GAME REVIEW

## 7 VS. ATLANTA



ATLANTA FALCONS							NEW ORLEANS SAINTS								
RUSHING	ATT	YDS	AVG	LG	TD		RUSHING	ATT	YDS	AVG	LG	TD			
Turner	20	151	7.6	37	1		P.Thomas	14	91	6.5	30	1			
Ryan	3	9	3.0	5	0		Bell	17	49	2.9	9	0			
Weems	1	1	1.0	1	0		Bush	2	3	1.5	2	1			
							Brees	2	3	1.5	4	0			
Total	24	161	6.7	37	1		Total	35	146	4.2	30	2			
PASSING	ATT	CMP	YDS	SK/YD	TD	LG	INT	PASSING	ATT	CMP	YDS	SK/YD	TD	LG	INT
Ryan	42	19	289	3/8	1	68t	3	Brees	33	25	308	2/17	2	30	1
Total	42	19	289	3/8	1	68t	3	Total	33	25	308	2/17	2	30	1
RECEIVING	NO	YDS	AVG	LG	TD			RECEIVING	NO	YDS	AVG	LG	TD		
Gonzalez	6	89	14.8	27	0			Colston	6	85	14.2	29	1		
White	4	108	27.0	68t	1			Shockey	5	72	14.4	27	0		
Jenkins	4	66	16.5	29	0			Henderson	4	46	11.5	24	0		
Stecker	2	12	6.0	7	0			Meachem	2	47	23.5	30	0		
Haynes	2	10	5.0	6	0			D.Thomas	2	27	13.5	16	0		
Peelle	1	4	4.0	4	0			Moore	2	11	5.5	7	0		
								Bush	2	11	5.5	7	0		
								P.Thomas	2	9	4.5	8	1		
Total	19	289	15.2	68t	1			Total	25	308	12.3	30	2		
INT	NO	YDS	AVG	LG	TD			INT	NO	YDS	AVG	LG	TD		
Grimes	1	0	0.0	0	0			Greer	1	48	48.0	48t	1		
								Porter	1	18	18.0	18	0		
								Sharper	1	0	0.0	0	0		
Total	0	0	0.0	0	0			Total	3	66	22.0	48t	1		
PUNTING	NO	YDS	AVG	TB	I20	LG		PUNTING	NO	YDS	AVG	TB	I20	LG	
Koenen	3	116	38.7	0	2	49		Morstead	2	89	44.5	0	0	47	
Total	3	116	38.7	0	2	49		Total	2	89	44.5	0	0	47	
PT RET	NO	YDS	AVG	FC	LG	TD		PT RET	NO	YDS	AVG	FC	LG	TD	
Weems	1	9	9.0	1	9	0		Bush	1	1	1.0	1	1	0	
								Moore	0	0	0.0	1	0	0	
Total	1	9	9.0	1	9	0		Total	1	1	1.0	2	1	0	
KO RET	NO	YDS	AVG	FC	LG	TD		KO RET	NO	YDS	AVG	FC	LG	TD	
Weems	5	132	26.4	0	33	0		Roby	3	88	29.3	0	35	0	
Finneran	1	16	16.0	0	16	0									
Total	6	148	24.7	0	33	0		Total	3	88	29.3	0	35	0	

TEAM STATISTICS			ATL	NO	TEAM STATISTICS			ATL	NO
TOTAL FIRST DOWNS			21	23	FGs-PATs HAD BLOCKED			0-0	0-0
By Rushing			8	7	Net Punting Avg.			38.3	40.0
By Passing			12	15	TOTAL RETURN YARDAGE			9	67
By Penalty			1	1	No. and Yards Punt Returns			1-9	1-1
3rd DOWN EFFICIENCY			3-11-27%	7-12-58%	No. and Yards Kickoff Returns			6-148	3-88
4th DOWN EFFICIENCY			1-2-50%	0-0-0%	No. and Yards Interception Returns			1-0	3-66
TOTAL NET YARDS			442	437	PENALTIES: No.-Yds.			4-25	7-65
Total Plays			69	70	FUMBLES: No.-Lost			0-0	3-3
Avg. Per Play			6.4	6.2	TOUCHDOWNS			3	5
NET YARDS RUSHING			161	146	Rushing			1	2
Total Rushes			24	35	Passing			1	2
Avg. Per Play			6.7	4.2	Interception Returns			0	1
Tackles For Loss-Yards			0-0	2-2	Fumble Returns			1	0
NET YARDS PASSING			281	291	EXTRA POINTS: Made-Att.			3-3	5-5
Sacked-Yards Lost			3-8	2-17	Kicking: Made-Att.			3-3	5-5
Gross Yards			289	308	FIELD GOALS: Made-Att.			2-4	0-1
PASSING: Att.-Comp.-INT			42-19-3	33-25-1	RED ZONE EFFICIENCY			1-4-25%	3-4-75%
Avg. Per Play			6.2	8.3	GOAL-TO-GO EFFICIENCY			0-0-0%	2-2-100%
KICKOFFS: No.-In EZ-Touchbacks			6-4-2	6-2-0	SAFETIES			0	0
PUNTS: No.-Avg.			3-38.7	2-44.5	FINAL SCORE			27	35
Had Blocked			0	0	TIME OF POSSESSION			26:46	33:14

## 2009 GAME BY GAME REVIEW



VS.

CAROLINA

GAME

8



SAINTS: 30

PANTHERS: 20

LOUISIANA SUPERDOME

NEW ORLEANS, LA. - 11/8/09

ATTENDANCE: 70,011 TIME: 3:04

For the third consecutive week, the Saints got off to a slow start, spotting Carolina an early 14-0 lead. However by the end of the day, New Orleans rolled up over 400 yards of offense and the defense came up with two fourth quarter fumble recoveries to improve to 8-0 for the first time in franchise history.

On the second play from scrimmage, Carolina RB **DeAngelo Williams** broke free for a 66-yard run into the end zone. Later in the quarter QB **Drew Brees** was sacked by Panthers DT **Tyler Brayton**, fumbled and the ball was recovered by LB **Jon Beason** at the New Orleans 11, setting up a seven-yard touchdown run by Williams two plays later. New Orleans then got back into rhythm on offense as Brees engineered a 15-play, 74-yard drive that resulted in a 23-yard field goal by K **John Carney** to put the Saints on the board at the start of the second quarter.

After the clubs traded turnovers, Carolina scored a second half field goal, before the Saints cut back into the lead right before half-time with a 76 yard drive inside the two minute warning that resulted in another Carney field goal.

A ten-yard TD run by RB **Pierre Thomas**

at the start of the third quarter pulled the Saints within four. With Carolina leading 20-13 following a field goal, a 54-yard strike from Brees to WR **Robert Meachem** as time expired in the quarter, tied the score.



## GAMENOTES

**DL Anthony Hargrove** earned the first NFC Defensive Player of the Week nod of his career with four tackles, one pass defense and a forced fumble and two fumble recoveries, one for a touchdown.

**WR Robert Meachem** had five receptions for a team-high 98 receiving yards in the contest.

The win was the Saints' first at home against the Panthers since 2001.

New Orleans then forced Carolina to punt and the Carney kicked his third field goal on the ensuing drive to give the Saints the lead. On Carolina's next drive, QB **Jake Delhomme** was sacked by Smith and his fumble was recovered by DL **Anthony Hargrove**. Right before the two minute warning, Hargrove forced a Williams fumble, pounced on it and brought it into the end zone to secure the win.

## SAINTS - PANTHERS GAME SUMMARY

Carolina Panthers	14	3	3	0	-	20
New Orleans Saints	0	6	14	10	-	30

Team	Qtr	Time	Play Description (Extra Point) (Drive Info)	V-H
CAR	1	14:00	Williams 66 run (Kasay kick) (2-75, 1:00)	7-0
CAR	1	6:53	Williams 7 run (Kasay kick) (2-11, 0:46)	14-0
NO	2	13:41	Carney 23 FG (15-74, 8:12)	14-3
CAR	2	5:30	Kasay 32 FG (10-41, 5:26)	17-3
NO	2	0:04	Carney 25 FG (11-76, 1:39)	17-6
NO	3	13:14	P.Thomas 10 run (Carney kick) (4-80, 1:46)	17-13
CAR	3	3:27	Kasay 25 FG (19-73, 9:47)	20-13
NO	3	0:00	Meachem 54 pass from Brees (Carney kick) (6-73, 3:27)	20-20
NO	4	4:36	Carney 40 FG (13-76, 6:43)	20-23
NO	4	2:00	Hargrove 1 fumble return (Carney kick)	20-30

## FIELD GOALS (made (I) and missed)

CAR: Kasay (32) (25)

NO: Carney (23) (25) (40)

## 8 VS. CAROLINA



CAROLINA PANTHERS							NEW ORLEANS SAINTS								
RUSHING	ATT	YDS	AVG	LG	TD		RUSHING	ATT	YDS	AVG	LG	TD			
Williams	21	149	7.1	66t	2		P.Thomas	13	50	3.8	12	1			
Stewart	13	24	1.8	10	0		Bell	5	17	3.4	5	0			
Sutton	3	15	5.0	9	0		Bush	2	16	8.0	9	0			
Delhomme	2	-6	-3.0	0	0		Brees	2	4	2.0	5	0			
							Henderson	1	-3	-3.0	-3	0			
Total	39	182	4.7	66t	2		Total	23	84	3.7	12	1			
PASSING	ATT	CMP	YDS	SK/YD	TD	LG	INT	PASSING	ATT	CMP	YDS	SK/YD	TD	LG	INT
Delhomme	30	17	201	2/12	0	46	0	Brees	35	24	330	1/0	1	63	1
Total	30	17	201	2/12	0	46	0	Total	35	24	330	1/0	1	63	1
RECEIVING	NO	YDS	AVG	LG	TD			RECEIVING	NO	YDS	AVG	LG	TD		
Smith	4	64	16.0	46	0			Bush	7	37	5.3	10	0		
Jarrett	4	30	7.5	11	0			Meachem	5	98	19.6	54t	1		
Barnidge	3	46	15.3	19	0			P.Thomas	5	31	6.2	17	0		
Williams	2	12	6.0	7	0			Henderson	3	93	31.0	63	0		
Moore	1	22	22.0	22	0			Shockey	3	26	8.7	14	0		
Stewart	1	14	14.0	14	0			Colston	1	45	45.0	45	0		
Sutton	1	11	11.0	11	0										
Goodson	1	2	2.0	2	0										
Total	17	201	11.8	46	0			Total	24	330	13.8	63	1		
INT	NO	YDS	AVG	LG	TD			INT	NO	YDS	AVG	LG	TD		
Gamble	1	41	41.0	41	0										
Total	1	41	41.0	41	0			Total	0	0	0.0	0	0		
PUNTING	NO	YDS	AVG	TB	I20	LG		PUNTING	NO	YDS	AVG	TB	I20	LG	
Baker	3	112	37.3	0	3	44		Morstead	3	116	38.7	0	1	48	
Total	3	112	37.3	0	3	44		Total	3	116	38.7	0	1	48	
PT RET	NO	YDS	AVG	FC	LG	TD		PT RET	NO	YDS	AVG	FC	LG	TD	
Munnerlyn	0	0	0.0	1	0	0		Bush	1	4	4.0	1	4	0	
Total	0	0	0.0	1	0	0		Total	1	4	4.0	1	4	0	
KO RET	NO	YDS	AVG	FC	LG	TD		KO RET	NO	YDS	AVG	FC	LG	TD	
Goodson	3	69	23.0	0	25	0		Roby	2	46	23.0	0	25	0	
Barnidge	1	16	16.0	0	16	0		P.Thomas	1	19	19.0	0	19	0	
King	1	12	12.0	0	12	0									
Total	5	97	19.4	0	25	0		Total	3	65	21.7	0	25	0	

TEAM STATISTICS	CAR	NO	TEAM STATISTICS	CAR	NO
TOTAL FIRST DOWNS	21	18	FGs-PATs HAD BLOCKED	0-0	0-0
By Rushing	9	6	Net Punting Avg.	36.0	38.7
By Passing	11	11	TOTAL RETURN YARDAGE	41	4
By Penalty	1	1	No. and Yards Punt Returns	0-0	1-4
3rd DOWN EFFICIENCY	8-16-50%	6-12-50%	No. and Yards Kickoff Returns	5-97	3-65
4th DOWN EFFICIENCY	0-2-0%	0-0-0%	No. and Yards Interception Returns	1-41	0-0
TOTAL NET YARDS	371	414	PENALTIES: No.-Yds.	6-37	7-55
Total Plays	71	59	FUMBLES: No.-Lost	5-3	2-1
Avg. Per Play	5.2	7.0	TOUCHDOWNS	2	3
NET YARDS RUSHING	182	84	Rushing	2	1
Total Rushes	39	23	Passing	0	1
Avg. Per Play	4.7	3.7	Fumble Returns	0	1
Tackles For Loss-Yards	8-19	3-9	EXTRA POINTS: Made-Att.	2-2	3-3
NET YARDS PASSING	189	330	Kicking: Made-Att.	2-2	3-3
Sacked-Yards Lost	2-12	1-0	FIELD GOALS: Made-Att.	2-2	3-3
Gross Yards	201	330	RED ZONE EFFICIENCY	1-4-25%	1-5-20%
PASSING: Att.-Comp.-INT	30-17-0	35-24-1	GOAL-TO-GO EFFICIENCY	0-2-0%	1-3-33%
Avg. Per Play	5.9	9.2	SAFETIES	0	0
KICKOFFS: No.-In EZ-Touchbacks	5-3-2	7-4-2	FINAL SCORE	20	30
PUNTS: No.-Avg.	3-37.3	3-38.7	TIME OF POSSESSION	32:26	27:34
Had Blocked	0	0			



## 2009 GAME BY GAME REVIEW

AT  
ST. LOUIS

GAME 9



SAINTS: 28

RAMS: 23

EDWARD JONES DOME

ST. LOUIS, MO. - 11/15/09

ATTENDANCE: 59,858 TIME: 3:10

Despite a furious fourth quarter Rams rally, where they rallied from an 11-point deficit and were driving for a touchdown as time expired, the Saints held on and improved to 9-0 as their nine-game winning streak tied a franchise record.

Things started slowly for the Saints as QB **Drew Brees** had a pass picked off by St. Louis S **Oshiomogho Atogwe**. The Saints defense stepped up as S **Usama Young** picked off Rams QB **Marc Bulger** in the end zone and returned it 24 yards.

RB **Reggie Bush** put the Saints on the scoreboard with a three-yard TD run. A 29-yard scoring pass from Bulger to Rams WR **Donnie Avery** tied the score but Brees found Bush on a 15-yard TD on the next possession. Rams RB **Steven Jackson** tied the game at 14-14 with a two-yard TD run with 55 seconds left in the half.

The Saints retook the lead for good on the second half's opening kickoff which WR **Courtney Roby** returned 97 yards for a

touchdown. A 32-yard field goal by Rams K **Josh Brown** put the Rams back within four points at 21-17.



## GAMENOTES

**WR Courtney Roby's 97-yard kickoff return for a touchdown was the first of his career and the first by a Saint since 2004.**

**RB Reggie Bush enjoyed his most productive game of the season with six carries for 83 yards with one TD and a 15-yard scoring reception.**

**In addition to his fourth quarter touchdown, Meachem also had a career-long 41-yard rush on a reverse.**

On a possession that carried over into the fourth quarter, Brees found WR **Robert Meachem** for a 27-yard touchdown to push the New Orleans advantage to 28-17 with 12:15 remaining. Bulger found Avery for another touchdown and he led the Rams to the New Orleans 32 on their final possession before time ran out.

## SAINTS-RAMS GAME SUMMARY

New Orleans Saints	0	14	7	7	-	28
St. Louis Rams	0	14	3	6	-	23

Team	Qtr	Time	Play Description (Extra Point) (Drive Info)	V-H
NO	2	14:14	Bush 3 run (Carney kick) (13-78, 7:30)	7-0
STL	2	9:23	Avery 29 pass from Bulger (Brown kick) (8-75, 4:51)	7-7
NO	2	6:51	Bush 15 pass from Brees (Carney kick) (6-72, 2:32)	14-7
STL	2	0:55	Jackson 2 run (Brown kick) (13-73, 5:56)	14-14
NO	3	14:49	Roby 97 kickoff return (Carney kick) (0-0, 0:11)	21-14
STL	3	7:08	Brown 32 FG (9-46, 3:49)	21-17
NO	4	12:15	Meachem 27 pass from Brees (Carney kick) (7-77, 3:59)	28-17
STL	4	2:44	Avery 19 pass from Bulger (pass failed) (6-80, 1:41)	28-23

## FIELD GOALS (made (I) and missed)

NO: None

STL: Brown (32)

## 9 @ ST. LOUIS



### NEW ORLEANS SAINTS

RUSHING	ATT	YDS	AVG	LG	TD
Bush	6	83	13.8	55	1
Meachem	1	41	41.0	41	0
P.Thomas	11	37	3.4	11	0
Bell	8	30	3.8	6	0
Eckel	2	6	3.0	7	0
Colston	1	6	6.0	6	0
Total	29	203	7.0	55	1

PASSING	ATT	CMP	YDS	SK/YD	TD	LG	INT
Brees	26	18	223	1/6	2	27t	2
Total	26	18	223	1/6	2	27t	2

RECEIVING	NO	YDS	AVG	LG	TD
D.Thomas	5	45	9.0	18	0
Henderson	4	72	18.0	26	0
Shockey	3	42	14.0	25	0
Colston	2	17	8.5	9	0
Bush	2	15	7.5	15t	1
Meachem	1	27	27.0	27t	1
P.Thomas	1	5	5.0	5	0
Total	18	223	12.4	27t	2

INT	NO	YDS	AVG	LG	TD
Young	1	24	24.0	24	0
Total	1	24	24.0	24	0

PUNTING	NO	YDS	AVG	TB	I20	LG
Morstead	3	112	37.3	2	0	40
Total	3	112	37.3	2	0	40

PT RET	NO	YDS	AVG	FC	LG	TD
Bush	2	5	2.5	1	4	0
Total	2	5	2.5	1	4	0

KO RET	NO	YDS	AVG	FC	LG	TD
Roby	3	146	48.7	0	97t	1
Total	3	146	48.7	0	97t	1

RUSHING	ATT	YDS	AVG	LG	TD
Jackson	26	131	5.0	30	1
Bulger	1	7	7.0	7	0
Gado	2	3	1.5	3	0
Total	29	141	4.9	30	1

PASSING	ATT	CMP	YDS	SK/YD	TD	LG	INT
Bulger	40	26	298	2/5	2	29t	1
Total	40	26	298	2/5	2	29t	1

RECEIVING	NO	YDS	AVG	LG	TD
Jackson	9	45	5.0	13	0
Gibson	7	93	13.3	23	0
Avery	4	67	16.8	29t	2
Fells	3	51	17.0	23	0
McMichael	2	30	15.0	19	0
Bajema	1	12	12.0	12	0
Total	26	298	11.5	29t	2

INT	NO	YDS	AVG	LG	TD
Butler	1	17	17.0	17	0
Atogwe	1	9	9.0	9	0
Total	2	26	13.0	17	0

PUNTING	NO	YDS	AVG	TB	I20	LG
Jones	4	144	36.0	0	1	45
Total	4	144	36.0	0	1	45

PT RET	NO	YDS	AVG	FC	LG	TD
Amendola	1	10	10.0	0	10	0
Total	1	10	10.0	0	10	0

KO RET	NO	YDS	AVG	FC	LG	TD
Amendola	3	64	21.3	0	30	0
Bajema	1	14	14.0	0	14	0
Total	4	78	19.5	0	30	0

TEAM STATISTICS	NO	STL	TEAM STATISTICS	NO	STL
TOTAL FIRST DOWNS	19	23	FGs-PATs HAD BLOCKED	0-0	0-0
By Rushing	8	7	Net Punting Avg.	20.7	34.8
By Passing	11	15	TOTAL RETURN YARDAGE	29	36
By Penalty	0	1	No. and Yards Punt Returns	2-5	1-10
3rd DOWN EFFICIENCY	6-10-60%	5-13-38%	No. and Yards Kickoff Returns	3-146	4-78
4th DOWN EFFICIENCY	0-1-0%	1-3-33%	No. and Yards Interception Returns	1-24	2-26
TOTAL NET YARDS	420	434	PENALTIES: No.-Yds.	6-40	4-20
Total Plays	56	71	FUMBLES: No.-Lost	1-1	1-0
Avg. Per Play	7.5	6.1	TOUCHDOWNS	4	3
NET YARDS RUSHING	203	141	Rushing	1	1
Total Rushes	29	29	Passing	2	2
Avg. Per Play	7.0	4.9	Kickoff Returns	1	0
Tackles For Loss-Yards	1-1	4-4	EXTRA POINTS: Made-Att.	4-4	2-3
NET YARDS PASSING	217	293	Kicking: Made-Att.	4-4	2-2
Sacked-Yards Lost	1-6	2-5	Passing: Made-Att.	0-0	0-1
Gross Yards	223	298	FIELD GOALS: Made-Att.	0-0	1-1
PASSING: Att.-Comp.-INT	26-18-2	40-26-1	RED ZONE EFFICIENCY	2-3-67%	2-4-50%
Avg. Per Play	8.0	7.0	GOAL-TO-GO EFFICIENCY	1-2-50%	1-1-100%
KICKOFFS: No.-In EZ-Touchbacks	5-3-1	5-2-1	SAFETIES	0	0
PUNTS: No.-Avg.	3-37.3	4-36.0	FINAL SCORE	28	23
Had Blocked	0	0	TIME OF POSSESSION	27:58	32:02

## 2009 GAME BY GAME REVIEW


**AT**  
**TAMPA BAY** **GAME 10**
**SAINTS: 38**      **BUCCANEERS: 7**  
**RAYMOND JAMES STADIUM**  
**TAMPA, FLA. - 11/22/09**  
**ATTENDANCE: 62,720**   **TIME: 3:04**


The Saints improved to 10-0 with the convincing win in Tampa Bay, giving them the longest win streak in franchise history. New Orleans rebounded from an early first quarter deficit to take the lead for good near the end of the first half and kept it, compliments of strong contributions from the offense, defense and special teams.

After falling behind early 7-0, the Saints tied the score before the end of the first quarter on a four-yard touchdown connection from QB **Drew Brees** to WR **Robert Meachem**. Rookie CB **Malcolm Jenkins** recorded his first interception in his first career start and the Saints took the lead with a 38-yard **John Carney** field goal with 4:11 remaining in the first half. New Orleans headed to halftime leading 17-7 when Brees found Meachem for a six-yard touchdown pass with 28 seconds remaining in the second quarter.

At the start of the third quarter, the Saints' **Anthony Hargrove** picked up a **Josh Freeman** fumble to give the Saints the ball. Three plays later, Brees found TE **David Thomas** for an 11-yard touchdown. Thomas had four receptions for 66 yards.

On Carolina's next possession, LB **Jonathan Vilma** intercepted Freeman and

returned it to the New Orleans, 45, the Saints marched 55 yards with RB **Mike Bell** rushing for a three-yard TD.


**GAME NOTES**

**The Saints forced four turnovers, with S Chris Reis, CB Malcolm Jenkins and LB Jonathan Vilma each intercepting a pass and DL Anthony Hargrove recovering a fumble that was caused by LB Scott Fujita. The turnovers led to 17 points.**

**The 31 point margin of victory in the win was tied for the most in the Saints-Buccaneers series with a 38-7 win at the Superdome on October 19, 1986.**

**Rookie P Thomas Morstead would be named NFC Special Teams Player of the Week as he had a 48.8 average on four punts, with two inside the five-yard line and six of his seven kickoffs reached the end zone, three for touchbacks.**

New Orleans forced Tampa Bay to punt on the next possession. Leading to a 13-play, 82-yard drive for the Saints that Bell finished with a one-yard touchdown run up the middle to put New Orleans ahead 38-7 with 10:12 remaining in the fourth quarter.

The Saints would not attempt another pass in the remainder of the contest. Brees finished the game 19 of 29 for 187 yards (118.0 passer rating), with three TDs.

**SAINTS-BUCCANEERS GAME SUMMARY**
**New Orleans Saints**  
**Tampa Bay Buccaneers**
**7 10 14 7 38**  
**7 0 0 0 - 7**

Team	Qtr	Time	Play Description (Extra Point) (Drive Info)	V-H
TB	1	4:58	Clayton 18 pass from Freeman (Barth kick) (12-95, 6:55)	0-7
NO	1	1:04	Meachem 4 pass from Brees (Carney kick) (7-68, 3:54)	7-7
NO	2	4:11	Carney 38 FG (4-9, 1:17)	10-7
NO	2	0:28	Meachem 6 pass from Brees (Carney kick) (5-63, 1:10)	17-7
NO	3	10:36	D.Thomas 11 pass from Brees (Carney kick) (3-15, 1:25)	24-7
NO	3	4:50	Bell 3 run (Carney kick) (6-55, 2:10)	31-7
NO	4	10:12	Bell 1 run (Carney kick) (13-82, 7:26)	38-7

**FIELD GOALS (made () and missed)**
**NO:** Carney (38)

**TB:** None

## 10 @ TAMPA BAY



### NEW ORLEANS SAINTS

RUSHING	ATT	YDS	AVG	LG	TD
P.Thomas	11	92	8.4	23	0
Bell	13	75	5.8	28	2
Hamilton	9	19	2.1	6	0
Brunell	3	-3	-1.0	-1	0
Total	36	183	5.1	28	2

PASSING	ATT	CMP	YDS	SK/YD	TD	LG	INT
Brees	29	19	187	0/0	3	37	0
Total	29	19	187	0/0	3	37	0

RECEIVING	NO	YDS	AVG	LG	TD
Colston	5	74	14.8	21	0
D.Thomas	4	66	16.5	37	1
P.Thomas	3	11	3.7	6	0
Shockey	2	17	8.5	12	0
Meachem	2	10	5.0	6t	2
Roby	1	6	6.0	6	0
Bell	1	5	5.0	5	0
Henderson	1	-2	-2.0	-2	0
Total	19	187	9.8	37	3

INT	NO	YDS	AVG	LG	TD
Reis	1	33	33.0	33	0
Jenkins	1	14	14.0	14	0
Vilma	1	6	6.0	6	0
Total	3	53	17.7	33	0

PUNTING	NO	YDS	AVG	TB	I20	LG
Morstead	4	195	48.8	0	2	58
Total	4	195	48.8	0	2	58

PT RET	NO	YDS	AVG	FC	LG	TD
Henderson	2	10	5.0	1	5	0
Sharper	1	6	6.0	1	6	0
Total	3	16	5.3	2	6	0

KO RET	NO	YDS	AVG	FC	LG	TD
Roby	2	51	25.5	0	27	0
Total	2	51	25.5	0	27	0

### TAMPA BAY BUCCANEERS

RUSHING	ATT	YDS	AVG	LG	TD
Williams	11	32	2.9	6	0
Graham	3	31	10.3	17	0
Freeman	2	30	15.0	15	0
Ward	7	26	3.7	9	0
Total	23	119	5.2	17	0

PASSING	ATT	CMP	YDS	SK/YD	TD	LG	INT
Freeman	33	17	126	3/26	1	21	3
Total	33	17	126	3/26	1	21	3

RECEIVING	NO	YDS	AVG	LG	TD
Winslow	5	29	5.8	8	0
Bryant	3	40	13.3	21	0
Graham	3	16	5.3	6	0
Ward	3	14	4.7	6	0
Clayton	1	18	18.0	18t	1
Stevens	1	5	5.0	5	0
Williams	1	4	4.0	4	0
Total	17	126	7.4	21	1

INT	NO	YDS	AVG	LG	TD
Total	0	0	0.0	0	0

PUNTING	NO	YDS	AVG	TB	I20	LG
Johnson	5	206	41.2	0	2	46
Total	5	206	41.2	0	2	46

PT RET	NO	YDS	AVG	FC	LG	TD
Smith	1	11	11.0	2	11	0
Total	1	11	11.0	2	11	0

KO RET	NO	YDS	AVG	FC	LG	TD
Smith	4	106	26.5	0	35	0
Total	4	106	26.5	0	35	0

TEAM STATISTICS	NO	TB
TOTAL FIRST DOWNS	21	14
By Rushing	9	7
By Passing	12	5
By Penalty	0	2
3rd DOWN EFFICIENCY	6-14-43%	6-15-40%
4th DOWN EFFICIENCY	1-2-50%	0-1-0%
TOTAL NET YARDS	370	219
Total Plays	65	59
Avg. Per Play	5.7	3.7
NET YARDS RUSHING	183	119
Total Rushes	36	23
Avg. Per Play	5.1	5.2
Tackles For Loss-Yards	1-5	1-1
NET YARDS PASSING	187	100
Sacked-Yards Lost	0-0	3-26
Gross Yards	187	126
PASSING: Att.-Comp.-INT	29-19-0	33-17-3
Avg. Per Play	6.4	2.8
KICKOFFS: No.-In EZ-Touchbacks	7-6-3	2-1-0
PUNTS: No.-Avg.	4-48.8	5-41.2
Had Blocked	0	0

TEAM STATISTICS	NO	TB
FGs-PATs HAD BLOCKED	0-0	0-0
Net Punting Avg.	46.0	38.0
TOTAL RETURN YARDAGE	69	11
No. and Yards Punt Returns	3-16	1-11
No. and Yards Kickoff Returns	2-51	4-106
No. and Yards Interception Returns	3-53	0-0
PENALTIES: No.-Yds.	4-55	3-18
FUMBLES: No.-Lost	0-0	1-1
TOUCHDOWNS	5	1
Rushing	2	0
Passing	3	1
EXTRA POINTS: Made-Att.	5-5	1-1
Kicking: Made-Att.	5-5	1-1
FIELD GOALS: Made-Att.	1-1	0-0
RED ZONE EFFICIENCY	5-5-100%	1-1-100%
GOAL-TO-GO EFFICIENCY	4-4-100%	0-0-0%
SAFETIES	0	0
FINAL SCORE	38	7
TIME OF POSSESSION	32:24	27:36

## 2009 GAME BY GAME REVIEW



VS.

NEW ENGLAND **11**

GAME

SAINTS: 38

PATRIOTS: 17

LOUISIANA SUPERDOME

NEW ORLEANS, LA. - 11/30/09

ATTENDANCE: 70,768 TIME: 2:54



The Saints ran their club record win streak to 11 games with an impressive effort in a primetime showdown with New England. New Orleans averaged a franchise record 9.6 yards per an offensive play in a performance highlighted by big plays by the Saints offense, while a ferocious pass rush and outstanding effort by the defensive backfield harassed the Patriots.

The Patriots took the lead on their first possession when K **John Carney** kicked a 30-yard field goal. New England took a 7-3 edge with a four-yard touchdown run by RB **Laurence Maroney** on their next possession. Although the Patriots left the quarter with the lead, New Orleans had the ball back after CB **Mike McKenzie** recorded an interception in his 2009 debut.

The pick led to an 18-yard touchdown pass on a screen from QB **Drew Brees** to RB **Pierre Thomas** at the start of the second quarter. After forcing New England to punt, Brees immediately struck WR **Devery Henderson** for a 75-yard touchdown. A New England field goal put the Saints lead back at 17-10, but on New England's next possession Brees completed a 38-yard scoring pass to WR **Robert Meachem**.

New England would get to within seven

again at 24-17 on a two-yard touchdown run by Maroney, but the Saints would score the final 14 points of the contest on scoring grabs by TE **Darnell Dinkins** (two yards) and WR



## GAME NOTES

**QB Drew Brees** earned his third **NFC Offensive Player of the Week** honor, completing 18 of 23 for 371 yards with five touchdown passes for a career-high rating of 158.3, the second perfect rating performance in club history.

**WRs Marques Colston** (121) and **Devery Henderson** (116) were the first Saints to have 100 yards receiving in the same contest since the same duo did so at Tampa Bay on November 5, 2006.

**CB Mike McKenzie's** interception came after he was just added to the roster that week and had not seen action in a game in over a year.

**DE Will Smith** had four tackles and 1.5 sacks, capping a month where he recorded 7.5 takedowns, the highest total in the NFL in November.

**Marques Colston** (20 yards), S **Darren Sharper** also snuffed out another New England possession with a 38-yard interception return of Patriots QB **Tom Brady**.

## SAINTS - PATRIOTS GAME SUMMARY

New England Patriots  
New Orleans Saints

7 3 7 0 : 17  
3 21 7 7 : 38

Team	Qtr	Time	Play Description (Extra Point) (Drive Info)	V-H
NO	1	11:14	Carney 30 FG (8-53, 3:46)	0-3
NE	1	3:34	Maroney 4 run (Gostkowski kick) (14-80, 7:40)	7-3
NO	2	12:55	P.Thomas 18 pass from Brees (Carney kick) (7-59, 3:07)	7-10
NO	2	9:53	Henderson 75 pass from Brees (Carney kick) (1-75, 0:09)	7-17
NE	2	4:14	Gostkowski 36 FG (11-58, 5:39)	10-17
NO	2	1:50	Meachem 38 pass from Brees (Carney kick) (5-76, 2:24)	10-24
NE	3	10:24	Maroney 2 run (Gostkowski kick) (8-81, 4:16)	17-24
NO	3	9:02	Dinkins 2 pass from Brees (Carney kick) (3-74, 1:22)	17-31
NO	4	7:49	Colston 20 pass from Brees (Carney kick) (9-75, 5:18)	17-38

**FIELD GOALS (made () and missed)**

**GE:** Gostkowski (36) 50WL

**NO:** Carney (30) 37WR

## 11 VS. NEW ENGLAND



NEW ENGLAND PATRIOTS							NEW ORLEANS SAINTS								
RUSHING	ATT	YDS	AVG	LG	TD		RUSHING	ATT	YDS	AVG	LG	TD			
Maroney	15	64	4.3	22	2		P.Thomas	11	64	5.8	26	0			
Faulk	3	22	7.3	14	0		Bell	13	50	3.8	6	0			
Morris	5	18	3.6	6	0		Henderson	1	0	0.0	0	0			
Welker	2	14	7.0	11	0		Brees	1	-1	-1.0	-1	0			
Green-Ellis	2	2	1.0	1	0										
Brady	1	2	2.0	2	0										
Total	28	122	4.4	22	2		Total	26	113	4.3	26	0			
PASSING	ATT	CMP	YDS	SK/YD	TD	LG	INT	PASSING	ATT	CMP	YDS	SK/YD	TD	LG	INT
Brady	36	21	237	1/4	0	47	2	Brees	23	18	371	1/4	5	75t	0
Hoyer	4	2	19	1/8	0	14	0								
Total	40	23	256	2/12	0	47	2	Total	23	18	371	1/4	5	75t	0
RECEIVING	NO	YDS	AVG	LG	TD			RECEIVING	NO	YDS	AVG	LG	TD		
Aiken	7	90	12.9	33	0			Meachem	5	69	13.8	38t	1		
Welker	6	32	5.3	10	0			Colston	4	121	30.3	68	1		
Moss	3	67	22.3	47	0			Henderson	3	116	38.7	75t	1		
Maroney	3	23	7.7	9	0			P.Thomas	3	23	7.7	18t	1		
Faulk	2	30	15.0	19	0			D.Thomas	1	25	25.0	25	0		
Watson	2	14	7.0	11	0			Shockey	1	15	15.0	15	0		
								Dinkins	1	2	2.0	2t	1		
Total	23	256	11.1	47	0			Total	18	371	20.6	75t	5		
INT	NO	YDS	AVG	LG	TD			INT	NO	YDS	AVG	LG	TD		
Rouse	0	0	0.0	0	0			Sharper	1	38	38.0	38	0		
								McKenzie	1	8	8.0	8	0		
Total	0	0	0.0	0	0			Total	2	46	23.0	38	0		
PUNTING	NO	YDS	AVG	TB	I20	LG		PUNTING	NO	YDS	AVG	TB	I20	LG	
Hanson	3	138	46.0	0	0	50		Morstead	3	130	43.3	0	1	50	
Total	3	138	46.0	0	0	50		Total	3	130	43.3	0	1	50	
PT RET	NO	YDS	AVG	FC	LG	TD		PT RET	NO	YDS	AVG	FC	LG	TD	
Welker	1	41	41.0	2	41	0		Henderson	2	6	3.0	1	11	0	
Total	1	41	41.0	2	41	0		Total	2	6	3.0	1	11	0	
KO RET	NO	YDS	AVG	FC	LG	TD		KO RET	NO	YDS	AVG	FC	LG	TD	
Slater	3	80	26.7	0	30	0		Roby	4	95	23.8	0	28	0	
Total	3	80	26.7	0	30	0		Total	4	95	23.8	0	28	0	

TEAM STATISTICS	NE	NO	TEAM STATISTICS	NE	NO
TOTAL FIRST DOWNS	23	18	FGs-PATs HAD BLOCKED	0-0	0-0
By Rushing	8	4	Net Punting Avg.	44.0	29.7
By Passing	12	14	TOTAL RETURN YARDAGE	41	52
By Penalty	3	0	No. and Yards Punt Returns	1-41	2-6
3rd DOWN EFFICIENCY	4-13-31%	4-10-40%	No. and Yards Kickoff Returns	3-80	4-95
4th DOWN EFFICIENCY	2-3-67%	1-1-100%	No. and Yards Interception Returns	0-0	2-46
TOTAL NET YARDS	366	480	PENALTIES: No.-Yds.	0-0	4-36
Total Plays	70	50	FUMBLES: No.-Lost	2-1	1-1
Avg. Per Play	5.2	9.6	TOUCHDOWNS	2	5
NET YARDS RUSHING	122	113	Rushing	2	0
Total Rushes	28	26	Passing	0	5
Avg. Per Play	4.4	4.3	EXTRA POINTS: Made-Att.	2-2	5-5
Tackles For Loss-Yards	1-2	0-0	Kicking: Made-Att.	2-2	5-5
NET YARDS PASSING	244	367	FIELD GOALS: Made-Att.	1-2	1-2
Sacked-Yards Lost	2-12	1-4	RED ZONE EFFICIENCY	2-4-50%	2-4-50%
Gross Yards	256	371	GOAL-TO-GO EFFICIENCY	1-1-100%	1-1-100%
PASSING: Att.-Comp.-INT	40-23-2	23-18-0	SAFETIES	0	0
Avg. Per Play	5.8	15.3	FINAL SCORE	17	38
KICKOFFS: No.-In EZ-Touchbacks	4-2-0	7-7-4	TIME OF POSSESSION	33:16	26:44
PUNTS: No.-Avg.	3-46.0	3-43.3			
Had Blocked	0	0			



## 2009 GAME BY GAME REVIEW


**AT**  
**WASHINGTON** **12**  
GAME

SAINTS: 33 REDSKINS: 30 (OT)  
 FEDEX FIELD  
 LANDOVER, MD. - 12/6/09  
 ATTENDANCE: 84,520 TIME: 3:48



The Saints rebounded from three ten point deficits, made a dramatic fourth quarter comeback, then were powered by **K Garrett Hartley's** 18-yard field goal in overtime that improved them to 12-0 and clinched the NFC South title for the first time since 2006.

QB **Drew Brees** completed 35 of 49 passes for 419 yards with two touchdowns, one interception and a 102.3 rating. WR **Robert Meachem** had eight receptions for 142 yards and one touchdown, scoring a second on an adept play following an interception.

After the Saints punted on their first possession the Redskins struck first when QB **Jason Campbell** capped a 94-yard drive with an eight-yard touchdown pass to TE **Fred Davis**. The Redskins took a 10-0 lead out of the first quarter following a field goal.

New Orleans got on the scoreboard with a 34-yard field goal by Hartley. After forcing Washington to punt, the Saints got the ball back and tied the score on a 40-yard scoring pass from Brees to WR **Marques Colston**. Campbell gave the Redskins the lead

back on a five-yard scoring pass to WR **Devin Thomas**. Late in the second quarter, Brees threw an interception to Washington S **Kareem Moore**, but Meachem stripped the ball on the return and brought it 44 yards into the end zone to tie the score.

After Washington scored the first ten third quarter points, the Saints drove 64 yards on ten plays to set up a 27-yard Hartley field goal. A fourth quarter Washington field goal put them up by ten, but Hartley kicked a 28-yarder. With less than two minutes left, new life was breathed into the Saints when Redskins K **Shawn Suisham** missed a 23-yard field goal attempt. Brees found Meachem for a 53-yard touchdown to tie the score.


**GAME NOTES**

WR Robert Meachem became the 16th Saint to score three touchdowns in a game, the first since 2006, with two scoring grabs and a touchdown off a fumble he stripped on an interception return. He set career-highs with eight receptions for 142 yards.

LB Jonathan Vilma's fourth quarter interception gave the Saints another scoring opportunity before overtime. He also chipped in nine tackles.

The Saints defense allowed the Redskins to score touchdowns on only three-of-seven trips inside the red zone.

Washington won the overtime toss and elected to receive. Redskins FB **Mike Sellers** fumbled on a reception at their 39-yard line which New Orleans picked up. The Saints advanced to the Washington one before Hartley kicked the game winner.

**SAINTS-REDSKINS GAME SUMMARY**

New Orleans Saints		0	17	3	10	3	-	33
Washington Redskins		10	7	10	3	0	:	30
Team	Qtr	Time	Play Description (Extra Point) (Drive Info)					V-H
WAS	1	8:11	Davis 8 pass from Campbell (Suisham kick) (9-94, 4:40)					0-7
WAS	1	2:48	Suisham 32 FG (9-57, 3:29)					0-10
NO	2	12:14	Hartley 34 FG (12-50, 5:34)					3-10
NO	2	5:34	Colston 40 pass from Brees (Hartley kick) (9-87, 4:27)					10-10
WAS	2	2:17	Thomas 5 pass from Campbell (Suisham kick) (9-78, 3:17)					10-17
NO	2	0:22	Meachem 44 fumble return (Hartley kick)					17-17
WAS	3	11:00	Suisham 28 FG (10-64, 4:00)					17-20
WAS	3	7:48	Thomas 13 pass from Campbell (Suisham kick) (4-56, 1:34)					17-27
NO	3	2:35	Hartley 27 FG (10-64, 5:13)					20-27
WAS	4	12:51	Suisham 21 FG (9-63, 4:44)					20-30
NO	4	6:52	Hartley 28 FG (12-69, 5:59)					23-30
NO	4	1:19	Meachem 53 pass from Brees (Hartley kick) (5-80, 0:33)					30-30
NO	OT	8:31	Hartley 18 FG (8-36, 5:16)					33-30

**FIELD GOALS (made (I) and missed)**  
**NO:** Hartley (34) (27) (28) 58SH (18)

**WAS:** Suisham (32) (28) (21) 23WR

## 12 @ WASHINGTON



### NEW ORLEANS SAINTS

RUSHING	ATT	YDS	AVG	LG	TD
Bell	16	34	2.1	9	0
P.Thomas	6	18	3.0	11	0
Henderson	1	3	3.0	3	0
Bush	1	0	0.0	0	0
<b>Total</b>	<b>24</b>	<b>55</b>	<b>2.3</b>	<b>11</b>	<b>0</b>

PASSING	ATT	CMP	YDS	SK/YD	TD	LG	INT
Brees	49	35	419	1/11	2	53t	1
<b>Total</b>	<b>49</b>	<b>35</b>	<b>419</b>	<b>1/11</b>	<b>2</b>	<b>53t</b>	<b>1</b>

RECEIVING	NO	YDS	AVG	LG	TD
Meachem	8	142	17.8	53t	1
P.Thomas	8	64	8.0	14	0
Henderson	6	61	10.2	15	0
Shockey	4	47	11.8	15	0
Bush	4	28	7.0	9	0
D.Thomas	3	31	10.3	21	0
Colston	2	46	23.0	40t	1

<b>Total</b>	<b>35</b>	<b>419</b>	<b>12.0</b>	<b>53t</b>	<b>2</b>
--------------	-----------	------------	-------------	------------	----------

INT	NO	YDS	AVG	LG	TD
Vilma	1	8	8.0	8	0
<b>Total</b>	<b>1</b>	<b>8</b>	<b>8.0</b>	<b>8</b>	<b>0</b>

PUNTING	NO	YDS	AVG	TB	I20	LG
Morstead	3	100	33.3	0	1	42
<b>Total</b>	<b>3</b>	<b>100</b>	<b>33.3</b>	<b>0</b>	<b>1</b>	<b>42</b>

PT RET	NO	YDS	AVG	FC	LG	TD
Bush	1	-2	-2.0	0	-2	0
<b>Total</b>	<b>1</b>	<b>-2</b>	<b>-2.0</b>	<b>0</b>	<b>-2</b>	<b>0</b>

KO RET	NO	YDS	AVG	FC	LG	TD
Roby	6	145	24.2	0	37	0
Hamilton	1	0	0.0	0	0	0
<b>Total</b>	<b>7</b>	<b>145</b>	<b>20.7</b>	<b>0</b>	<b>37</b>	<b>0</b>

### WASHINGTON REDSKINS

RUSHING	ATT	YDS	AVG	LG	TD
Ganter	8	46	5.8	13	0
Cartwright	13	39	3.0	16	0
Mason	3	4	1.3	3	0
Campbell	1	-1	-1.0	-1	0
<b>Total</b>	<b>25</b>	<b>88</b>	<b>3.5</b>	<b>16</b>	<b>0</b>

PASSING	ATT	CMP	YDS	SK/YD	TD	LG	INT
Campbell	42	30	367	0/0	3	44	1
<b>Total</b>	<b>42</b>	<b>30</b>	<b>367</b>	<b>0/0</b>	<b>3</b>	<b>44</b>	<b>1</b>

RECEIVING	NO	YDS	AVG	LG	TD
Thomas	7	100	14.3	40	2
Moss	5	68	13.6	38	0
Davis	5	53	10.6	15	1
Randle El	4	73	18.3	44	0
Cartwright	3	31	10.3	14	0
Sellers	2	17	8.5	16	0
Kelly	2	13	6.5	7	0
Mitchell	1	6	6.0	6	0
Mason	1	6	6.0	6	0
<b>Total</b>	<b>30</b>	<b>367</b>	<b>12.2</b>	<b>44</b>	<b>3</b>

INT	NO	YDS	AVG	LG	TD
Moore	1	14	14.0	14	0
<b>Total</b>	<b>1</b>	<b>14</b>	<b>14.0</b>	<b>14</b>	<b>0</b>

PUNTING	NO	YDS	AVG	TB	I20	LG
Smith	1	51	51.0	0	1	51
<b>Total</b>	<b>1</b>	<b>51</b>	<b>51.0</b>	<b>0</b>	<b>1</b>	<b>51</b>

PT RET	NO	YDS	AVG	FC	LG	TD
Barnes	1	0	0.0	0	0	0
Randle El	0	0	0.0	1	0	0
<b>Total</b>	<b>1</b>	<b>0</b>	<b>0.0</b>	<b>1</b>	<b>0</b>	<b>0</b>

KO RET	NO	YDS	AVG	FC	LG	TD
Thomas	7	159	22.7	0	39	0
Mason	1	18	18.0	0	18	0
<b>Total</b>	<b>8</b>	<b>177</b>	<b>22.1</b>	<b>0</b>	<b>39</b>	<b>0</b>

TEAM STATISTICS	NO	WAS	TEAM STATISTICS	NO	WAS
TOTAL FIRST DOWNS	25	28	FGs-PATs HAD BLOCKED	0-0	0-0
By Rushing	4	5	Net Punting Avg.	33.3	53.0
By Passing	21	19	TOTAL RETURN YARDAGE	6	14
By Penalty	0	4	No. and Yards Punt Returns	1- -2	1-0
3rd DOWN EFFICIENCY	6-14-43%	7-12-58%	No. and Yards Kickoff Returns	7-145	8-177
4th DOWN EFFICIENCY	0-1-0%	0-0-0%	No. and Yards Interception Returns	1-8	1-14
TOTAL NET YARDS	463	455	PENALTIES: No.-Yds.	7-102	2-15
Total Plays	74	67	FUMBLES: No.-Lost	1-0	3-3
Avg. Per Play	6.3	6.8	TOUCHDOWNS	3	3
NET YARDS RUSHING	55	88	Rushing	0	0
Total Rushes	24	25	Passing	2	3
Avg. Per Play	2.3	3.5	Fumble Returns	1	0
Tackles For Loss-Yards	4-7	3-6	EXTRA POINTS: Made-Att.	3-3	3-3
NET YARDS PASSING	408	367	Kicking: Made-Att.	3-3	3-3
Sacked-Yards Lost	1-11	0-0	FIELD GOALS: Made-Att.	4-5	3-4
Gross Yards	419	367	RED ZONE EFFICIENCY	0-4-0%	3-7-43%
PASSING: Att.-Comp.-INT	49-35-1	42-30-1	GOAL-TO-GO EFFICIENCY	0-1-0%	2-3-67%
Avg. Per Play	8.2	8.7	SAFETIES	0	0
KICKOFFS: No.-In EZ-Touchbacks	8-1-0	7-1-0	FINAL SCORE	33	30
PUNTS: No.-Avg.	3-33.3	1-51.0	TIME OF POSSESSION	35:06	31:23
Had Blocked	0	0			

## 2009 GAME BY GAME REVIEW



AT

ATLANTA

GAME

13

SAINTS: 26

FALCONS: 23

GEORGIA DOME

ATLANTA, GA. - 12/13/09

ATTENDANCE: 68,390 TIME: 2:49



In a contest with similarities to the first game played at the Superdome, New Orleans rallied from a first quarter deficit to sweep the 2009 series with a 26-23 win as the 13-0 Saints set a club single season record for victories.

The Saints and Falcons traded field goals on the first two possessions. Atlanta K **Matt Bryant** booted a 30-yarder near the end of the first quarter to give Atlanta a 6-3 lead.

New Orleans found the end zone twice in the second quarter on scoring passes from QB **Drew Brees** to RB **Reggie Bush** and WR **Marques Colston**. Bryant's 27-yard field goal as time expired in the second quarter cut the Saints' lead to 16-9 at halftime.

New Orleans extended their lead to 23-9 in the third quarter on a 21-yard scoring pass from Brees to Bush, but the Falcons immediately responded when QB **Chris Redman** found WR **Michael Jenkins** for a 50-yard touchdown to make the score 23-16 going into the fourth quarter.

Falcons RB **Jason Snelling** ran in a four-yard touchdown with just under 13 minutes left to tie the score. Brees then led a 16-play, 63-yard drive that ended with a

38-yard field goal by K **Garrett Hartley** to give the Saints the final lead. The Falcons did not go away quietly though as LB **Jonathan Vilma** snuffed out a Falcons scor-



## GAMENOTES

**RB Pierre Thomas had 13 carries for 47 yards and six receptions for 53 yards as he reached the century mark in total yards from scrimmage.**

**With his third touchdown pass, a screen to RB Reggie Bush where he scampered 21 yard into the end zone, QB Drew Brees tied Aaron Brooks for first place on the club's all-time list with his 120th scoring throw as a Saint. The touchdown throw was his 200th overall.**

**LB Jonathan Vilma's fourth quarter interception and 11-yard return to stop a potential Atlanta scoring drive was his third pick of the season, tying a career-best he set as a rookie in 2004 with the New York Jets.**

**The win was the seventh victory of 2009 away from home, tying a franchise record for the most road wins in a season that was set in 2000.**

ing drive with an interception on the next possession and later stopped Snelling for only a one-yard gain on a key fourth-and-two play with less than two minutes remaining to clinch the victory.

## SAINTS - FALCONS GAME SUMMARY

New Orleans Saints  
Atlanta Falcons

3 13 7 3 - 26  
6 3 7 7 - 23

Team	Qtr	Time	Play Description (Extra Point) (Drive Info)	V-H
ATL	1	10:27	Bryant 36 FG (9-57, 4:33)	0-3
NO	1	5:58	Hartley 33 FG (8-65, 4:29)	3-3
ATL	1	0:32	Bryant 30 FG (9-68, 5:26)	3-6
NO	2	9:43	Bush 6 pass from Brees (Hartley kick) (9-79, 5:49)	10-6
NO	2	0:51	Colston 3 pass from Brees (kick failed, wr) (13-66, 6:31)	16-6
ATL	2	0:00	Bryant 27 FG (10-72, 0:51)	16-9
NO	3	9:11	Bush 21 pass from Brees (Hartley kick) (10-80, 5:49)	23-9
ATL	3	6:11	Jenkins 50 pass from Redman (Bryant kick) (5-80, 3:00)	23-16
ATL	4	12:56	Snelling 4 run (Bryant kick) (11-79, 5:21)	23-23
NO	1	4:42	Hartley 38 FG (16-63, 8:14)	26-23

**FIELD GOALS (made () and missed)**

**NO:** Hartley (33) (38)

**ATL:** Bryant (36) (30) (27)



### NEW ORLEANS SAINTS

RUSHING	ATT	YDS	AVG	LG	TD
P.Thomas	13	47	3.6	9	0
Bush	6	33	5.5	19	0
Hamilton	4	13	3.3	9	0
Meachem	1	4	4.0	4	0
Brees	2	-2	-1.0	-1	0
<b>Total</b>	<b>26</b>	<b>95</b>	<b>3.7</b>	<b>19</b>	<b>0</b>

PASSING	ATT	CMP	YDS	SK/YD	TD	LG	INT
Brees	40	31	296	0/0	3	42	0
Brunell	1	0	0	0/0	0	0	0
<b>Total</b>	<b>41</b>	<b>31</b>	<b>296</b>	<b>0/0</b>	<b>3</b>	<b>42</b>	<b>0</b>

RECEIVING	NO	YDS	AVG	LG	TD
Colston	6	54	9.0	20	1
P.Thomas	6	53	8.8	24	0
Bush	6	46	7.7	21t	2
Meachem	4	57	14.3	42	0
Shockey	4	46	11.5	18	0
Henderson	3	31	10.3	13	0
D.Thomas	2	9	4.5	5	0
<b>Total</b>	<b>31</b>	<b>296</b>	<b>9.5</b>	<b>42</b>	<b>3</b>

INT	NO	YDS	AVG	LG	TD
Vilma	1	11	11.0	11	0
<b>Total</b>	<b>1</b>	<b>11</b>	<b>11.0</b>	<b>11</b>	<b>0</b>

PUNTING	NO	YDS	AVG	TB	I20	LG
Morstead	1	35	35.0	0	0	35
<b>Total</b>	<b>1</b>	<b>35</b>	<b>35.0</b>	<b>0</b>	<b>0</b>	<b>35</b>

PT RET	NO	YDS	AVG	FC	LG	TD
Bush	1	23	23.0	0	23	0
<b>Total</b>	<b>1</b>	<b>23</b>	<b>23.0</b>	<b>0</b>	<b>23</b>	<b>0</b>

KO RET	NO	YDS	AVG	FC	LG	TD
Roby	2	39	19.5	0	24	0
<b>Total</b>	<b>2</b>	<b>39</b>	<b>19.5</b>	<b>0</b>	<b>24</b>	<b>0</b>

### ATLANTA FALCONS

RUSHING	ATT	YDS	AVG	LG	TD
Snelling	10	37	3.7	7	1
Norwood	9	33	3.7	13	0
Weems	2	19	9.5	31	0
<b>Total</b>	<b>21</b>	<b>89</b>	<b>4.2</b>	<b>31</b>	<b>1</b>

PASSING	ATT	CMP	YDS	SK/YD	TD	LG	INT
Ryan	34	23	303	1/0	1	50t	1
<b>Total</b>	<b>34</b>	<b>23</b>	<b>303</b>	<b>1/0</b>	<b>1</b>	<b>50t</b>	<b>1</b>

RECEIVING	NO	YDS	AVG	LG	TD
Gonzalez	6	50	8.3	18	0
Snelling	4	65	16.3	38	0
Jenkins	3	82	27.3	50t	1
Booker	3	23	7.7	9	0
White	2	41	20.5	27	0
Finneran	2	25	12.5	19	0
Mughelli	2	14	7.0	7	0
Weems	1	3	3.0	3	0
<b>Total</b>	<b>23</b>	<b>303</b>	<b>13.2</b>	<b>50t</b>	<b>1</b>

INT	NO	YDS	AVG	LG	TD
<b>Total</b>	<b>0</b>	<b>0</b>	<b>0.0</b>	<b>0</b>	<b>0</b>

PUNTING	NO	YDS	AVG	TB	I20	LG
Koenen	1	56	56.0	0	0	56
<b>Total</b>	<b>1</b>	<b>56</b>	<b>56.0</b>	<b>0</b>	<b>0</b>	<b>56</b>

PT RET	NO	YDS	AVG	FC	LG	TD
Weems	0	0	0.0	1	0	0
<b>Total</b>	<b>0</b>	<b>0</b>	<b>0.0</b>	<b>1</b>	<b>0</b>	<b>0</b>

KO RET	NO	YDS	AVG	FC	LG	TD
Weems	1	37	37.0	0	37	0
Stecker	1	15	15.0	0	15	0
<b>Total</b>	<b>2</b>	<b>52</b>	<b>26.0</b>	<b>0</b>	<b>37</b>	<b>0</b>

TEAM STATISTICS	NO	ATL
TOTAL FIRST DOWNS	24	19
By Rushing	4	6
By Passing	17	12
By Penalty	3	1
3rd DOWN EFFICIENCY	8-12-67%	5-10-50%
4th DOWN EFFICIENCY	0-1-0%	0-1-0%
TOTAL NET YARDS	391	392
Total Plays	67	56
Avg. Per Play	5.8	7.0
NET YARDS RUSHING	95	89
Total Rushes	26	21
Avg. Per Play	3.7	4.2
Tackles For Loss-Yards	2-10	1-12
NET YARDS PASSING	296	303
Sacked-Yards Lost	0-0	1-0
Gross Yards	296	303
PASSING: Att.-Comp.-INT	41-31-0	34-23-1
Avg. Per Play	7.2	8.7
KICKOFFS: No.-In EZ-Touchbacks	6-5-4	5-4-3
PUNTS: No.-Avg.	1-35.0	1-56.0
Had Blocked	0	0

TEAM STATISTICS	NO	ATL
FGs-PATs HAD BLOCKED	0-0	0-0
Net Punting Avg.	35.0	33.0
TOTAL RETURN YARDAGE	34	0
No. and Yards Punt Returns	1-23	0-0
No. and Yards Kickoff Returns	2-39	2-52
No. and Yards Interception Returns	1-11	0-0
PENALTIES: No.-Yds.	6-59	4-55
FUMBLES: No.-Lost	1-0	0-0
TOUCHDOWNS	3	2
Rushing	0	1
Passing	3	1
EXTRA POINTS: Made-Att.	2-3	2-2
Kicking: Made-Att.	2-3	2-2
FIELD GOALS: Made-Att.	2-2	3-3
RED ZONE EFFICIENCY	3-6-50%	1-4-25%
GOAL-TO-GO EFFICIENCY	1-2-50%	1-1-100%
SAFETIES	0	0
FINAL SCORE	26	23
TIME OF POSSESSION	36:44	23:16

## 2009 GAME BY GAME REVIEW



VS.

DALLAS

GAME

14



COWBOYS: 24

SAINTS: 17

LOUISIANA SUPERDOME

NEW ORLEANS, LA. - 12/19/09

ATTENDANCE: 70,213 TIME: 3:08

Playing in their third nationally-televised, primetime game of the year, the Saints saw their bid for an undefeated season come to an end at the hands of the Cowboys in a 24-17 Saturday night game.

The Saints got off to a slow start as the Cowboys jumped ahead 14-0 in the first

quarter. New Orleans finally got on the board in the second quarter when K **Garrett Hartley** kicked a 34-yard field goal. However an interception and a fumble recovery by Dallas halted a pair of New Orleans drives inside the two minute warning. The fumble recovery by Dallas set up a 44-yard field goal by K **Nick Folk** for the Cowboys to take a 17-3 lead into halftime.

The Cowboys added to their lead on the first drive of the second half, which ended with RB **Marion Barber** scoring on a two-yard touchdown run.

The Saints would rally in the fourth quarter though as RB **Mike Bell** scored on a one-yard touchdown and QB **Drew Brees** found WR **Lance Moore** for a seven-yard touchdown with eight minutes remaining

and cut Dallas' lead to 24-17. The Saints then received a huge break when Folk missed a chip-shot 24-yard field goal attempt with just over two minutes left that gave New Orleans, who didn't have any timeouts remaining, new life and a final opportunity to tie the game.



## GAME NOTES

With his touchdown pass to WR **Lance Moore**, Brees recorded his 121st scoring throw as a Saint, surpassing **Aaron Brooks** to make him the franchise's all-time record holder.

Brees also surpassed the 4,000 yards passing mark for the fourth consecutive season, making him only the second NFL player to ever do so, joining Colts QB **Peyton Manning**.

LB **Jonathan Vilma** recorded a season-high 15 tackles, one sack and a pass defense.

However, the Dallas pass rush extinguished the Saints' comeback chances when Cowboys DE **DeMarcus Ware** sacked and stripped Brees of the football with ten seconds left in the game.

## SAINTS-COWBOYS GAME SUMMARY

Dallas Cowboys

14

3

7

0

- 24

New Orleans Saints

0

3

0

14

- 17

Team Qtr Time Play Description (Extra Point) (Drive Info)

V-H

DAL 1 11:24 Austin 49 pass from Romo (Folk kick) (5-79, 1:46)

7-0

DAL 1 5:15 Barber 3 run (Folk kick) (8-60, 4:28)

14-0

NO 2 7:23 Hartley 34 FG (12-75, 4:44)

14-3

DAL 2 0:04 Folk 44 FG (5- -2, 0:41)

17-3

DAL 3 8:00 Barber 2 run (Folk kick) (13-74, 7:00)

24-3

NO 4 12:35 Bell 1 run (Hartley kick) (9-80, 3:03)

24-10

NO 4 8:00 Moore 7 pass from Brees (Hartley kick) (7-70, 3:23)

24-17

FIELD GOALS (made (I) and missed)

DAL: Folk (44) 24RU

NO: Hartley (34)

## 14 VS. DALLAS



DALLAS COWBOYS							NEW ORLEANS SAINTS								
RUSHING	ATT	YDS	AVG	LG	TD		RUSHING	ATT	YDS	AVG	LG	TD			
Barber	17	62	3.6	9	2		Bush	1	29	29.0	29	0			
Jones	14	58	4.1	17	0		P.Thomas	6	20	3.3	5	0			
Romo	4	21	5.3	10	0		Bell	4	8	2.0	7	1			
Choice	1	4	4.0	4	0		Brees	2	8	4.0	9	0			
Total	36	145	4.0	17	2		Total	13	65	5.0	29	1			
PASSING	ATT	CMP	YDS	SK/YD	TD	LG	INT	PASSING	ATT	CMP	YDS	SK/YD	TD	LG	INT
Romo	34	22	312	3/18	1	49t	0	Brees	45	29	298	4/27	1	35	1
Total	34	22	312	3/18	1	49t	0	Total	45	29	298	4/27	1	35	1
RECEIVING	NO	YDS	AVG	LG	TD			RECEIVING	NO	YDS	AVG	LG	TD		
Austin	7	139	19.9	49t	1			D.Thomas	8	77	9.6	18	0		
Witten	5	44	8.8	21	0			Colston	5	86	17.2	35	0		
Phillips	3	40	13.3	23	0			P.Thomas	5	50	10.0	29	0		
Ogletree	2	23	11.5	17	0			Meachem	5	43	8.6	15	0		
Crayton	1	25	25.0	25	0			Henderson	2	22	11.0	13	0		
Williams	1	14	14.0	14	0			Bush	2	17	8.5	16	0		
Barber	1	11	11.0	11	0			Moore	1	7	7.0	7t	1		
Jones	1	10	10.0	10	0			Brees	1	-4	-4.0	-4	0		
Hurd	1	6	6.0	6	0										
Total	22	312	14.2	49t	1			Total	29	298	10.3	35	1		
INT	NO	YDS	AVG	LG	TD			INT	NO	YDS	AVG	LG	TD		
Jenkins	1	0	0.0	0	0										
Total	1	0	0.0	0	0			Total	0	0	0.0	0	0		
PUNTING	NO	YDS	AVG	TB	I20	LG		PUNTING	NO	YDS	AVG	TB	I20	LG	
McBriar	5	205	41.0	1	1	54		Morstead	4	201	50.3	1	1	57	
Total	5	205	41.0	1	1	54		Total	4	201	50.3	1	1	57	
PT RET	NO	YDS	AVG	FC	LG	TD		PT RET	NO	YDS	AVG	FC	LG	TD	
Crayton	2	35	17.5	0	28	0		Bush	1	4	4.0	1	4	0	
								Moore	1	0	0.0	0	0	0	
Total	2	35	17.5	0	28	0		Total	2	4	2.0	1	4	0	
KO RET	NO	YDS	AVG	FC	LG	TD		KO RET	NO	YDS	AVG	FC	LG	TD	
Jones	3	90	30.0	0	41	0		Hamilton	2	15	7.5	0	15	0	
								Roby	1	67	67.0	0	67	0	
Total	3	90	30.0	0	41	0		Total	3	82	27.3	0	67	0	

TEAM STATISTICS	DAL	NO	TEAM STATISTICS	DAL	NO
TOTAL FIRST DOWNS	24	23	FGs-PATs HAD BLOCKED	0-0	0-0
By Rushing	10	4	Net Punting Avg.	36.2	36.5
By Passing	13	18	TOTAL RETURN YARDAGE	35	4
By Penalty	1	1	No. and Yards Punt Returns	2-35	2-4
3rd DOWN EFFICIENCY	8-15-53%	1-7-14%	No. and Yards Kickoff Returns	3-90	3-82
4th DOWN EFFICIENCY	0-0-0%	1-1-100%	No. and Yards Interception Returns	1-0	0-0
TOTAL NET YARDS	439	336	PENALTIES: No.-Yds.	6-49	4-30
Total Plays	73	62	FUMBLES: No.-Lost	0-0	2-2
Avg. Per Play	6.0	5.4	TOUCHDOWNS	3	2
NET YARDS RUSHING	145	65	Rushing	2	1
Total Rushes	36	13	Passing	1	1
Avg. Per Play	4.0	5.0	EXTRA POINTS: Made-Att.	3-3	2-2
Tackles For Loss-Yards	4-5	0-0	Kicking: Made-Att.	3-3	2-2
NET YARDS PASSING	294	271	FIELD GOALS: Made-Att.	1-2	1-1
Sacked-Yards Lost	3-18	4-27	RED ZONE EFFICIENCY	2-4-50%	2-3-67%
Gross Yards	312	298	GOAL-TO-GO EFFICIENCY	2-2-100%	2-2-100%
PASSING: Att.-Comp.-INT	34-22-0	45-29-1	SAFETIES	0	0
Avg. Per Play	7.9	5.5	FINAL SCORE	24	17
KICKOFFS: No.-In EZ-Touchbacks	5-3-2	4-4-1	TIME OF POSSESSION	36:26	23:34
PUNTS: No.-Avg.	5-41.0	4-50.3			
Had Blocked	0	0			



## 2009 GAME BY GAME REVIEW



VS.

TAMPA BAY GAME 15

BUCCANEERS: 20 SAINTS: 17 (OT)  
 LOUISIANA SUPERDOME  
 NEW ORLEANS, LA. - 12/27/09  
 ATTENDANCE: 70,021 TIME: 3:04



Despite jumping out to a 17-0 first half lead, the Saints dropped their second game in a row when the visiting Buccaneers scored 14 unanswered points in the second half and the contest went to overtime following a 37-yard missed field goal attempt by K **Garrett Hartley** in the waning seconds of regulation. The Bucs won the overtime coin toss and drove 48 yards to win on a 47-yard field goal by K **Connor Barth**.

RB **Pierre Thomas** opened the scoring on an eight-yard touchdown run. QB **Drew Brees** doubled the lead with a 30-yard touchdown pass to WR **Robert Meachem** on a drive that was started when S **Darren Sharper** ended a Tampa Bay possession inside Saints territory with a 21-yard interception return, setting an NFL single season record for interception return yardage with 376.

The Saints extended their second quarter lead to 17-0 when Hartley booted a 28-yard field goal. The Buccaneers narrowed the halftime margin to 17-3 as Barth kicked a 34-yard field goal as time expired.

Following a scoreless third quarter, the Buccaneers scored their first touchdown at the start of the fourth period when RB **Carnell Williams** had a 23-yard run



## GAME NOTES

**QB Drew Brees completed a club record 19 straight passes, a streak that came to an end just before the end of regulation.**

**In addition to setting the NFL single season record interception return yardage (376) with his 21-yard return, the pick was the 63rd of his career, tying him for sixth on the NFL all-time list with former great Ronnie Lott.**

**WR Marques Colston led the Saints in receiving with eight receptions for 77 yards.**

into the end zone. In addition the Saints allowed a 77-yard punt return for a touchdown by Tampa Bay WR **Michael Spurlock** in the fourth quarter that tied the game at 17 apiece. The Saints got the ball back and drove to the Tampa Bay 19 yard line with nine seconds left, but Hartley's miss led to overtime.

## SAINTS - BUCCANEERS GAME SUMMARY

Tampa Bay Buccaneers		0	3	0	14	3	-	20
New Orleans Saints		14	3	0	0	0	-	17
Team	Qtr	Time	Play Description (Extra Point) (Drive Info)				V-H	
NO	1	6:47	P. Thomas 8 run (Hartley kick) (9-75, 4:29)				0-7	
NO	1	1:32	Meachem 30 pass from Brees (Hartley kick) (6-51, 2:59)				0-14	
NO	2	6:39	Hartley 28 FG (10-83, 5:07)				0-17	
TB	2	0:00	Barth 34 FG (8-52, 1:45)				3-17	
TB	4	13:14	Williams 23 run (Barth kick) (8-98, 4:09)				10-17	
TB	4	2:25	Spurlock 77 punt return (Barth kick)				17-17	
TB	OT	8:06	Barth 47 FG (11-48, 6:54)				20-17	

## FIELD GOALS (made () and missed)

TB: Barth (34) (47)

NO: Hartley (28) 37WL

## 15 VS. TAMPA BAY



TAMPA BAY BUCCANEERS							NEW ORLEANS SAINTS								
RUSHING	ATT	YDS	AVG	LG	TD		RUSHING	ATT	YDS	AVG	LG	TD			
Williams	24	129	5.4	23t	1		P.Thomas	6	60	10.0	26	1			
Ward	7	32	4.6	16	0		Hamilton	7	21	3.0	19	0			
Graham	1	8	8.0	8	0		Bell	7	20	2.9	8	0			
Freeman	2	7	3.5	8	0		Bush	2	16	8.0	13	0			
							Meachem	1	7	7.0	7	0			
Total	34	176	5.2	23t	1		Total	23	124	5.4	26	1			
PASSING	ATT	CMP	YDS	SK/YD	TD	LG	INT	PASSING	ATT	CMP	YDS	SK/YD	TD	LG	INT
Freeman	31	21	271	3/8	0	35	2	Brees	37	32	258	1/9	1	30t	0
Total	31	21	271	3/8	0	35	2	Total	37	32	258	1/9	1	30t	0
RECEIVING	NO	YDS	AVG	LG	TD			RECEIVING	NO	YDS	AVG	LG	TD		
Bryant	5	52	10.4	22	0			Colston	8	77	9.6	16	0		
Winslow	4	76	19.0	35	0			Bush	6	37	6.2	15	0		
Graham	4	43	10.8	14	0			Meachem	5	66	13.2	30t	1		
Williams	3	19	6.3	7	0			Henderson	5	35	7.0	10	0		
Stovall	2	47	23.5	29	0			D.Thomas	5	25	5.0	9	0		
Clark	1	15	15.0	15	0			Hamilton	2	10	5.0	12	0		
Clayton	1	10	10.0	10	0			Eckel	1	8	8.0	8	0		
Stevens	1	9	9.0	9	0										
Total	21	271	12.9	35	0			Total	32	258	8.1	30t	1		
INT	NO	YDS	AVG	LG	TD			INT	NO	YDS	AVG	LG	TD		
								Sharper	1	21	21.0	21	0		
								Porter	1	0	0.0	0	0		
Total	0	0	0.0	0	0			Total	2	21	10.5	21	0		
PUNTING	NO	YDS	AVG	TB	I20	LG		PUNTING	NO	YDS	AVG	TB	I20	LG	
Paulescu	3	117	39.0	1	1	49		Morstead	4	161	40.3	0	1	45	
Total	3	117	39.0	1	1	49		Total	4	161	40.3	0	1	45	
PT RET	NO	YDS	AVG	FC	LG	TD		PT RET	NO	YDS	AVG	FC	LG	TD	
Spurlock	2	80	40.0	0	77t	1		Bush	1	14	14.0	0	14	0	
Total	2	80	40.0	0	77t	1		Total	1	14	14.0	0	14	0	
KO RET	NO	YDS	AVG	FC	LG	TD		KO RET	NO	YDS	AVG	FC	LG	TD	
Spurlock	5	116	23.2	0	32	0		Roby	3	65	21.7	0	24	0	
Total	5	116	23.2	0	32	0		Total	3	65	21.7	0	24	0	

TEAM STATISTICS			TB	NO	TEAM STATISTICS			TB	NO
TOTAL FIRST DOWNS			24	23	FGs-PATs HAD BLOCKED			0-0	0-0
By Rushing			10	9	Net Punting Avg.			27.7	20.3
By Passing			14	12	TOTAL RETURN YARDAGE			80	35
By Penalty			0	2	No. and Yards Punt Returns			2-80	1-14
3rd DOWN EFFICIENCY			7-12-58%	6-11-55%	No. and Yards Kickoff Returns			5-116	3-65
4th DOWN EFFICIENCY			0-1-0%	0-0-0%	No. and Yards Interception Returns			0-0	2-21
TOTAL NET YARDS			439	373	PENALTIES: No.-Yds.			7-42	2-14
Total Plays			68	61	FUMBLES: No.-Lost			1-0	1-1
Avg. Per Play			6.5	6.1	TOUCHDOWNS			2	2
NET YARDS RUSHING			176	124	Rushing			1	1
Total Rushes			34	23	Passing			0	1
Avg. Per Play			5.2	5.4	Punt Returns			1	0
Tackles For Loss-Yards			1-1	3-5	EXTRA POINTS: Made-Att.			2-2	2-2
NET YARDS PASSING			263	249	Kicking: Made-Att.			2-2	2-2
Sacked-Yards Lost			3-8	1-9	FIELD GOALS: Made-Att.			2-2	1-2
Gross Yards			271	258	RED ZONE EFFICIENCY			0-3-0%	1-3-33%
PASSING: Att.-Comp.-INT			31-21-2	37-32-0	GOAL-TO-GO EFFICIENCY			0-0-0%	1-1-100%
Avg. Per Play			7.7	6.6	SAFETIES			0	0
KICKOFFS: No.-In EZ-Touchbacks			3-1-0	5-1-0	FINAL SCORE			20	17
PUNTS: No.-Avg.			3-39.0	4-40.3	TIME OF POSSESSION			36:15	30:39
Had Blocked			0	0					

## 2009 GAME BY GAME REVIEW


**AT**  
**CAROLINA** GAME **16**


PANTHERS: 23

SAINTS: 10

BANK OF AMERICA STADIUM

CHARLOTTE, N.C. - 1/3/10

ATTENDANCE: 73,047 TIME: 2:58

With a large number of the Saints' starters watching from the sidelines for most of the contest because the club had already clinched the NFC's number one seed in the playoffs, the Saints ended their regular season with their third consecutive loss in the 2009 finale.

QB **Drew Brees** did not play in a contest for the first time as a Saint, as fellow starters such as DT **Sedrick Ellis**, LB **Scott Shanle**, S **Darren Sharper**, TE **Jeremy Shockey**, RB **Pierre Thomas** and LB **Jonathan Vilma** also sat out.

On the second play from scrimmage of the game, Carolina RB **Jonathan Stewart** rushed 67 yards for a touchdown in the only scoring of the first quarter.

New Orleans finally got on the scoreboard in the second quarter on a 35-yard field goal from K **Garrett Hartley** with 11:13 remaining in the period. With 13 seconds left in the first half, Carolina QB **Matt Moore** connected with Panthers WR **Dwayne Jarrett** for a 30-yard touchdown. The ensuing kickoff return was fumbled by

WR **Courtney Roby** and recovered by Carolina at the New Orleans 23, setting up a 41-yard field goal by K **John Kasay** as time expired in the half to give the Panthers a 17-3 lead.

**GAME NOTES**

In his first start since the 2006 season, QB Mark Brunell completed 15 of 29 passes for 102 yards.

The Saints finished the regular season with a league-high and club-record 510 points, the ninth-highest single season point total in NFL history.

The Panthers would score two more field goals in the third quarter before New Orleans got their first touchdown on a one-yard run by RB **Lynell Hamilton**, the final points in a game which would have a scoreless fourth quarter. Serving as the club's feature back in the contest, Hamilton rushed ten times for 48 yards and had three receptions for 38 yards.

**SAINTS - PANTHERS GAME SUMMARY**
**New Orleans Saints**  
**Carolina Panthers**

0	3	7	0	-	10
7	10	6	0	-	23

Team	Qtr	Time	Play Description (Extra Point)	(Drive Info)	V-H
CAR	1	14:08	Stewart 67 run (Kasay kick)	(2-68, 0:52)	0-7
NO	2	11:13	Hartley 35 FG (8-35, 4:08)		3-7
CAR	2	0:13	Jarrett 30 pass from Moore (Kasay kick)	(9-90, 1:30)	3-14
CAR	2	0:00	Kasay 41 FG (1-0, 0:05)		3-17
CAR	3	8:06	Kasay 39 FG (4-4, 2:12)		3-20
CAR	3	5:05	Kasay 37 FG (4-8, 2:12)		3-23
NO	3	0:07	Hamilton 1 run (Hartley kick)	(11-64, 4:58)	10-23

**FIELD GOALS (made () and missed)****NO:** Hartley (35)**CAR:** Kasay (41) (39) (37)

# 2009 GAME BY GAME REVIEW

16 @ CAROLINA



NEW ORLEANS SAINTS							CAROLINA PANTHERS								
RUSHING	ATT	YDS	AVG	LG	TD		RUSHING	ATT	YDS	AVG	LG	TD			
Hamilton	10	48	4.8	12	1		Stewart	16	125	7.8	67t	1			
Bush	5	35	7.0	17	0		Goodson	13	44	3.4	11	0			
Bell	17	28	1.6	9	0		Hoover	7	10	1.4	3	0			
							Moore	1	-1	-1.0	-1	0			
Total	32	111	3.5	17	1		Total	37	178	4.8	67t	1			
PASSING	ATT	CMP	YDS	SK/YD	TD	LG	INT	PASSING	ATT	CMP	YDS	SK/YD	TD	LG	INT
Brunell	29	15	102	0/0	0	18	1	Moore	23	14	162	2/13	1	30t	0
Total	29	15	102	0/0	0	18	1	Total	23	14	162	2/13	1	30t	0
RECEIVING	NO	YDS	AVG	LG	TD			RECEIVING	NO	YDS	AVG	LG	TD		
Dinkins	4	20	5.0	8	0			Muhammad	7	85	12.1	24	0		
Hamilton	3	38	12.7	16	0			Jarrett	5	68	13.6	30t	1		
Meachem	2	12	6.0	12	0			Hoover	1	6	6.0	6	0		
Bell	2	-2	-1.0	0	0			King	1	3	3.0	3	0		
Henderson	1	18	18.0	18	0										
Humphrey	1	7	7.0	7	0										
Eckel	1	6	6.0	6	0										
Colston	1	3	3.0	3	0										
Total	15	102	6.8	18	0			Total	14	162	11.6	30t	1		
INT	NO	YDS	AVG	LG	TD			INT	NO	YDS	AVG	LG	TD		
	0	0	0.0	0	0			Peppers	1	0	0.0	0	0		
Total	0	0	0.0	0	0			Total	1	0	0.0	0	0		
PUNTING	NO	YDS	AVG	TB	I20	LG		PUNTING	NO	YDS	AVG	TB	I20	LG	
Morstead	9	417	46.3	0	7	55		Baker	8	340	42.5	0	1	52	
Total	9	417	46.3	0	7	55		Total	8	340	42.5	0	1	52	
PT RET	NO	YDS	AVG	FC	LG	TD		PT RET	NO	YDS	AVG	FC	LG	TD	
Bush	2	11	5.5	2	11	0		Munnerlyn	4	36	9.0	1	31	0	
Henderson	0	0	0.0	3	0	0									
Total	2	11	5.5	5	11	0		Total	4	36	9.0	1	31	0	
KO RET	NO	YDS	AVG	FC	LG	TD		KO RET	NO	YDS	AVG	FC	LG	TD	
Bell	2	45	22.5	0	28	0		Rosario	1	22	22.0	0	22	0	
Roby	1	22	22.0	0	22	0		Goodson	1	11	11.0	0	11	0	
Charleston	1	11	11.0	0	11	0									
Dinkins	1	1	1.0	0	1	0									
Total	5	79	15.8	0	28	0		Total	2	33	16.5	0	22	0	

TEAM STATISTICS	NO	CAR	TEAM STATISTICS	NO	CAR
TOTAL FIRST DOWNS	14	15	FGs-PATs HAD BLOCKED	0-0	0-0
By Rushing	7	5	Net Punting Avg.	42.3	41.1
By Passing	5	9	TOTAL RETURN YARDAGE	11	36
By Penalty	2	1	No. and Yards Punt Returns	2-11	4-36
3rd DOWN EFFICIENCY	2-13-15%	3-15-20%	No. and Yards Kickoff Returns	5-79	2-33
4th DOWN EFFICIENCY	1-1-100%	1-2-50%	No. and Yards Interception Returns	0-0	1-0
TOTAL NET YARDS	213	327	PENALTIES: No.-Yds.	4-35	3-29
Total Plays	61	62	FUMBLES: No.-Lost	2-2	0-0
Avg. Per Play	3.5	5.3	TOUCHDOWNS	1	2
NET YARDS RUSHING	111	178	Rushing	1	1
Total Rushes	32	37	Passing	0	1
Avg. Per Play	3.5	4.8	EXTRA POINTS: Made-Att.	1-1	2-2
Tackles For Loss-Yards	4-11	3-6	Kicking: Made-Att.	1-1	2-2
NET YARDS PASSING	102	149	FIELD GOALS: Made-Att.	1-1	3-3
Sacked-Yards Lost	0-0	2-13	RED ZONE EFFICIENCY	1-2-50%	0-1-0%
Gross Yards	102	162	GOAL-TO-GO EFFICIENCY	1-1-100%	0-0-0%
PASSING: Att.-Comp.-INT	29-15-1	23-14-0	SAFETIES	0	0
Avg. Per Play	3.5	6.0	FINAL SCORE	10	23
KICKOFFS: No.-In EZ-Touchbacks	3-1-1	5-0-0	TIME OF POSSESSION	29:22	30:38
PUNTS: No.-Avg.	9-46.3	8-42.5			
Had Blocked	0	0			

# NFC DIVISIONAL PLAYOFF



VS.  
**ARIZONA**

SAINTS: 45      CARDINALS: 14  
LOUISIANA SUPERDOME  
NEW ORLEANS, LA. - 1/16/10  
ATTENDANCE: 70,149    TIME: 3:03



The Saints punched a ticket to their second NFC Championship game appearance in four years and overcame a 70-yard rushing touchdown by Arizona on the first play of the game to throttle the Cardinals 45-14. The victory would allow the Saints to host their first NFC Championship in franchise history against the Minnesota Vikings inside the Louisiana Superdome the following Sunday.

On the first play from scrimmage of the contest, Arizona RB **Tim Hightower** found a hole and rushed 70 yards for a touchdown to give the Cardinals an initial 7-0 lead. The New Orleans defense would settle down after that initial score, as they only allowed 31 yards on the ground in the remainder of the contest.

After that opening run for a score to give Arizona the initial lead of the contest, it was all Saints for the remainder of the first quarter as New Orleans scored three touchdowns. RB **Lynell Hamilton** got into the end zone on a one-yard run on New Orleans' first possession of the game. On Arizona's next offensive play, CB **Randall Gay** stripped the ball from Arizona WR **Jerheme Urban** following a reception and it was recovered by S **Darren Sharper**. Four plays later, QB **Drew Brees** fired off a 17-yard touchdown pass to TE **Jeremy Shockey**. Later in the quarter, RB **Reggie Bush** had a spectacular 46-yard touchdown

run down the field to give the Saints a two-touchdown lead.

Arizona got back within seven points of New Orleans towards the middle of the second quarter, when RB **Chris "Beanie" Wells** scored on a four-yard run. However, the Saints would take advantage of their next possession and Brees connected with WR **Devery Henderson** on a 44-yard bomb on a flea flicker play. When Arizona got the ball back, QB **Kurt Warner** threw an interception that ended up in the hands of

DE **Will Smith** on a play where he faced a ferocious pass rush which would force him out of the game for the remainder of the first half, with

**Matt Leinhardt** playing in substitute. Brees would find WR **Marques Colston** for a two-yard touchdown on the next drive with 1:10 remaining in the quarter, to give the Saints a 35-14 lead going into the half.

The Saints increased their lead on their second possession of the third quarter when K **Garrett Hartley** successfully booted a 43-yard field goal. However, the Saints would get back on the scoreboard less than two minutes later when Bush scored his second touchdown of the game on an 83-yard punt return for the final points in the contest as the two clubs played to a scoreless fourth quarter as the Saints would advance to within one game of their first Super Bowl appearance for the second time in four years.





## GAME NOTES

The Saints ran up 418 yards of total offense to the Cardinals' 359.

QB Drew Brees completed 23 of 32 passes for 247 yards, three touchdown throws and a 125.4 passer rating, setting postseason career-highs in scoring throws and efficiency.

RB Reggie Bush racked up 217 all purpose yards in the win. Carrying five times for 84 yards, he set a franchise postseason record with a 46-yard touchdown run. He also caught four passes for 24 yards and gained 109 yards on three punt returns, with his 83-yard run back for a TD, being the third longest punt return in NFL postseason history. Bush became only the second player in NFL history-and the first in more than 60 years - to produce touchdowns on a rushing play and a punt return in a postseason game. He was also only the second player in NFL postseason history to score touchdowns of 80-or-more yards and 40-or-more yards in the same game.

WR Marques Colston led the Saints with six catches for 83 yards with one touchdown and WR Devery Henderson had four grabs for 80 yards, including a 44-yard touchdown on a flea flicker play.

The Saints held a 36:27-23:33 advantage in time of possession, and finished with 418 net yards (171 rushing, 247 passing). New Orleans forced the Cardinals to punt six times.

DE Will Smith had one solo tackle and a five yard interception return. DT Sedrick Ellis had one solo tackle and New Orleans' only sack of the postseason.

LB Scott Shanle led the Saints with eight tackles (six solo).

## SAINTS-CARDINALS GAME SUMMARY

Arizona Cardinals  
New Orleans Saints

7	7	0	0	-	14
21	14	10	0	-	45

Team	Qtr	Time	Play Description (Extra Point) (Drive Info)	V-H
ARZ	1	14:41	Hightower 70 run (Rackers kick) (1-70, 0:19)	7-0
NO	1	9:17	Hamilton 1 run (Hartley kick) (10-72, 5:24)	7-7
NO	1	7:02	Shockey 17 pass from Brees (Hartley kick) (4-37, 1:58)	7-14
NO	1	2:31	Bush 46 run (Hartley kick) (5-77, 2:54)	7-21
ARZ	2	9:40	Wells 4 run (Rackers kick) (9-80, 5:07)	14-21
NO	2	6:48	Henderson 44 pass from Brees (Hartley kick) (6-83, 2:52)	14-28
NO	2	1:10	Colston 2 pass from Brees (Hartley kick) (8-27, 4:38)	14-35
NO	3	8:26	Hartley 43 FG (6-39, 2:10)	14-38
NO	3	6:42	Bush 83 punt return (Hartley kick)	14-45

### FIELD GOALS (made () and missed)

ARZ: Rackers 50SH

NO: Hartley (43)



# NFC DIVISIONAL PLAYOFF

**P1** VS. **ARIZONA**



ARIZONA CARDINALS							NEW ORLEANS SAINTS								
RUSHING	ATT	YDS	AVG	LG	TD		RUSHING	ATT	YDS	AVG	LG	TD			
Hightower	6	87	14.5	70t	1		Bush	5	84	16.8	46t	1			
Wells	5	7	1.4	4t	1		P.Thomas	13	52	4.0	9	0			
Stephens-Howling	2	4	2.0	2	0		Hamilton	5	23	4.6	11	1			
Wright	1	3	3.0	3	0		Bell	6	11	1.8	5	0			
Warner	1	0	0.0	0	0		Meachem	1	4	4.0	4	0			
							D.Thomas	1	0	0.0	0	0			
							Brees	3	-3	-1.0	-1	0			
Total	15	101	6.7	70t	2		Total	34	171	5.0	46t	2			
PASSING	ATT	CMP	YDS	SK/YD	TD	LG	INT	PASSING	ATT	CMP	YDS	SK/YD	TD	LG	INT
Warner	26	17	205	1/8	0	28	1	Brees	32	23	247	0/0	3	44t	0
Leinart	10	7	61	0/0	0	16	0	Total	32	23	247	0/0	3	44t	0
Total	36	24	266	1/8	0	28	1								
RECEIVING	NO	YDS	AVG	LG	TD			RECEIVING	NO	YDS	AVG	LG	TD		
Doucet	8	68	8.5	15	0			Colston	6	83	13.8	26	1		
Fitzgerald	6	77	12.8	16	0			Henderson	4	80	20.0	44t	1		
Breaston	4	52	13.0	20	0			Bush	4	24	6.0	8	0		
Hightower	3	27	9.0	13	0			P.Thomas	4	18	4.5	7	0		
Urban	2	34	17.0	28	0			Shockey	3	36	12.0	17t	1		
Becht	1	8	8.0	8	0			Moore	2	6	3.0	7	0		
Total	24	266	11.1	28	0			Total	23	247	10.7	44t	3		
INT	NO	YDS	AVG	LG	TD			INT	NO	YDS	AVG	LG	TD		
Total	0	0	0.0	0	0			Smith	1	5	5.0	5	0		
								Total	1	5	5.0	5	0		
PUNTING	NO	YDS	AVG	TB	I20	LG		PUNTING	NO	YDS	AVG	TB	I20	LG	
Graham	6	261	43.5	0	0	51		Morstead	4	171	42.8	1	1	66	
Total	6	261	43.5	0	0	51		Total	4	171	42.8	1	1	66	
PT RET	NO	YDS	AVG	FC	LG	TD		PT RET	NO	YDS	AVG	FC	LG	TD	
Breaston	0	0	0.0	1	0	0		Bush	3	109	36.3	2	83t	1	
Total	0	0	0.0	1	0	0		Total	3	109	36.3	2	83t	1	
KO RET	NO	YDS	AVG	FC	LG	TD		KO RET	NO	YDS	AVG	FC	LG	TD	
Stephens-Howling	5	139	27.8	0	32	0		Roby	2	37	18.5	0	25	0	
Total	5	139	27.8	0	32	0		Total	2	37	18.5	0	25	0	

TEAM STATISTICS			ARZ			NO		
TOTAL FIRST DOWNS			15			27		
By Rushing			2			10		
By Passing			12			15		
By Penalty			1			2		
3rd DOWN EFFICIENCY			1-8-13%			7-13-54%		
4th DOWN EFFICIENCY			0-1-0%			0-1-0%		
TOTAL NET YARDS			359			418		
Total Plays			52			66		
Avg. Per Play			6.9			6.3		
NET YARDS RUSHING			101			171		
Total Rushes			15			34		
Avg. Per Play			6.7			5.0		
Tackles For Loss-Yards			1-3			1-1		
NET YARDS PASSING			258			247		
Sacked-Yards Lost			1-8			0-0		
Gross Yards			266			247		
PASSING: Att.-Comp.-INT			36-24-1			32-23-0		
Avg. Per Play			7.0			7.7		
KICKOFFS: No.-In EZ-Touchbacks			3-0-0			8-7-3		
PUNTS: No.-Avg.			6-43.5			4-42.8		
Had Blocked			0			0		
TEAM STATISTICS			ARZ			NO		
FGs-PATs HAD BLOCKED			0-0			0-0		
Net Punting Avg.			25.3			37.8		
TOTAL RETURN YARDAGE			0			114		
No. and Yards Punt Returns			0-0			3-109		
No. and Yards Kickoff Returns			5-139			2-37		
No. and Yards Interception Returns			0-0			1-5		
PENALTIES: No.-Yds.			3-22			6-44		
FUMBLES: No.-Lost			3-1			0-0		
TOUCHDOWNS			2			6		
Rushing			2			2		
Passing			0			3		
Punt Returns			0			1		
EXTRA POINTS: Made-Att.			2-2			6-6		
Kicking: Made-Att.			2-2			6-6		
FIELD GOALS: Made-Att.			0-1			1-1		
RED ZONE EFFICIENCY			1-2-50%			3-3-100%		
GOAL-TO-GO EFFICIENCY			1-1-100%			2-2-100%		
SAFETIES			0			0		
FINAL SCORE			14			45		
TIME OF POSSESSION			23:33			36:27		



## VS. MINNESOTA

SAINTS: 31 VIKINGS: 28 (OT)  
LOUISIANA SUPERDOME  
NEW ORLEANS, LA. - 1/24/10  
ATTENDANCE: 71,276 TIME: 3:34



K **Garrett Hartley** hit a 40-yard field goal straight through the uprights in overtime to give the Saints a 31-28 victory and trip to Super Bowl XLIV, the franchise's first trip to the NFL's championship game.

The Vikings took an early 7-0 lead when they marched 80 yards in ten plays, capped off by a 19-yard touchdown run by RB **Adrian Peterson**. The Saints tied the score on the next drive as QB **Drew Brees** threw a screen to RB **Pierre Thomas** which he advanced 38 yards for the touchdown. On the following drive, the Vikings took the lead back with a 14-7 edge when QB **Brett Favre** completed a five-yard touchdown to WR **Sidney Rice**.

On their first drive of the second quarter, the Saints tied the score at 14-14 when Brees connected with WR **Devery Henderson** for a nine-yard touchdown. Late in the second quarter, RB **Reggie Bush** fumbled a punt at the New Orleans 14-yard line and Minnesota recovered at the ten. A potential score was averted when LB **Scott Fujita** recovered a fumble by Favre that occurred on the exchange and the clubs went into halftime with a tie game.

WR **Courtney Roby** took the second half's opening kickoff back 61 yards, and four plays later, the Saints took their first lead when Thomas scored his second touchdown of the contest on a nine-yard scamper. The lead was short-lived as the Vikings went 80 yards up the field on nine plays, ending with a one-yard scoring run by Peterson. After New Orleans was forced to punt on their next possession, the Vikings advanced to the New Orleans 34, but LB **Jonathan Vilma** intercepted a pass

thrown by Favre to stop a Vikings score.

New Orleans was forced to punt at the end of the third quarter, but DE **Will Smith** stripped the ball out of Vikings WR **Percy Harvin**'s hands on Minnesota's next drive and it was recovered by DT **Remi Ayodele** and advanced to the Vikings seven-yard line. Three plays later, the Saints took the lead back when Brees threw a screen to Bush where he broke the plane for a five-yard gain and the touchdown following a New Orleans replay challenge and reversal.

With the Vikings in the red zone again, Favre threw a short pass to Minnesota WR **Bernard Berrian**,

which he fumbled on a hit by CB **Tracy Porter** and was recovered by Vilma, stopping a scoring opportunity. The Saints were unable to convert when the Vikings got the ball

back following the punt, Peterson scored his third touchdown of the game from two yards out to tie the score with 4:58 remaining.

After New Orleans was forced to their second straight three-and-out, The Vikings were in field goal range at the New Orleans 33 with 19 seconds remaining, but were called for a five-yard penalty for having 12 players on the field. On the next play, Porter picked off Favre to ensure overtime.

The Saints won the overtime coin flip and Thomas, in substitute for an injured Roby advanced the kickoff 40 yards to the New Orleans 39. Faced with a fourth-and-one play at the Minnesota 43, Thomas jumped over a pile for the first down to keep the drive alive. Advancing to the Minnesota 22, Hartley would then kick the 40-yard field goal to send the Saints to Super Bowl XLIV in South Florida.



# NFC CHAMPIONSHIP



## GAME NOTES

The game was the first postseason overtime game in franchise history, only the third overtime contest in NFC Championship Game history and the 27th postseason overtime game ever played in NFL annals.

The crowd of 71,276 was the largest to attend a Saints game at the Louisiana Superdome to date.

The Vikings outgained the Saints in total net yardage 475-257, but Minnesota turned the ball over five times, three times on fumbles and a pair of interceptions by QB Brett Favre, while New Orleans lost only one fumble.

QB Drew Brees completed 17-of-31 passes for 197 yards with three touchdown passes and a 106.5 passer rating, tying his post-season career-high in scoring throws. In overtime, he successfully engineered a ten-play, 39-yard drive that led New Orleans to the 22-yard line where K Garrett Hartley kicked the game-winning 40-yard field goal.

RB Pierre Thomas led the Saints in rushing with 14 carries for 61 yards and one touchdown, also adding a 38-yard touchdown grab for 99 total yards from scrimmage. In overtime, he took on kick-off return duties due to an injury to Courtney Roby and brought back the opening kick 40 yards. Thomas also converted a crucial dive for a first down on a fourth-and-one play in overtime that picked up the first down and kept the drive alive that would send the Saints to Super Bowl XLIV.

LB Jonathan Vilma's third quarter interception was his first post-season pick. Vilma also recovered a fumble in the fourth quarter, the first of his postseason career and added five solo tackles and a pass defense.

Late in the game, the Vikings seemed to be driving for a winning score leaving New Orleans without time to mount a comeback drive, but CB Tracy Porter's 26-yard interception return of a pass by Favre with seven seconds left ensured the Saints new life in overtime.

## SAINTS - VIKINGS GAME SUMMARY

Minnesota Vikings	14	0	7	7	0	-	28
New Orleans Saints	7	7	7	7	3	-	31

Team	Qtr	Time	Play Description (Extra Point) (Drive Info)	V-H
MIN	1	9:35	Peterson 19 run (Longwell kick) (10-80, 5:25)	7-0
NO	1	6:30	P.Thomas 38 pass from Brees (Hartley kick) (7-76, 3:05)	7-7
MIN	1	2:11	Rice 5 pass from Favre (Longwell kick) (10-73, 4:19)	14-7
NO	2	10:30	Henderson 9 pass from Brees (Hartley kick) (7-64, 2:51)	14-14
NO	3	12:56	P.Thomas 9 run (Hartley kick) (4-37, 2:04)	14-21
MIN	3	7:35	Peterson 1 run (Longwell kick) (9-80, 5:21)	21-21
NO	4	12:39	Bush 5 pass from Brees (Hartley kick) (3-7, 1:31)	21-28
MIN	4	4:58	Peterson 2 run (Longwell kick) (7-57, 2:59)	28-21
NO	OT	10:15	Hartley 40 FG (10-39, 4:45)	28-31

**FIELD GOALS (made () and missed)**

**MIN:** None

**NO:** Hartley (40)

## P2 VS. MINNESOTA



MINNESOTA VIKINGS							NEW ORLEANS SAINTS								
RUSHING	ATT	YDS	AVG	LG	TD		RUSHING	ATT	YDS	AVG	LG	TD	1		
Peterson	25	122	4.9	27	3		P.Thomas	14	61	4.4	12	1			
Taylor	6	28	4.7	14	0		Bush	7	8	1.1	6	0			
Harvin	4	15	3.8	10	0		Brees	1	0	0.0	0	0			
Favre	1	0	0.0	0	0		Hamilton	1	-1	-1.0	-1	0			
Total	36	165	4.6	27	3		Total	23	68	3.0	12	1			
PASSING	ATT	CMP	YDS	SK/YD	TD	LG	INT	PASSING	ATT	CMP	YDS	SK/YD	TD	LG	INT
Favre	46	28	310	0/0	1	30	2	Brees	31	17	197	1/8	3	38t	0
Total	46	28	310	0/0	1	30	2	Total	31	17	197	1/8	3	38t	0
RECEIVING	NO	YDS	AVG	LG	TD			RECEIVING	NO	YDS	AVG	LG	TD		
Berrian	9	102	11.3	30	0			Henderson	4	39	9.8	16	1		
Harvin	5	38	7.6	20	0			D.Thomas	3	32	10.7	17	0		
Shiancoe	4	83	20.8	26	0			P.Thomas	2	38	19.0	38t	1		
Rice	4	43	10.8	20	1			Bush	2	33	16.5	28	1		
Taylor	3	18	6.0	11	0			Colston	2	22	11.0	13	0		
Peterson	2	14	7.0	11	0			Meachem	2	19	9.5	12	0		
Kleinsasser	1	12	12.0	12	0			Shockey	1	9	9.0	9	0		
								Moore	1	5	5.0	5	0		
Total	28	310	11.1	30	1			Total	17	197	11.6	38t	3		
INT	NO	YDS	AVG	LG	TD			INT	NO	YDS	AVG	LG	TD		
								Porter	1	26	26.0	26	0		
								Vilma	1	3	3.0	3	0		
Total	0	0	0.0	0	0			Total	2	29	14.5	26	0		
PUNTING	NO	YDS	AVG	TB	I20	LG		PUNTING	NO	YDS	AVG	TB	I20	LG	
Kluwe	4	156	39.0	0	2	44		Morstead	7	359	51.3	0	4	63	
Total	4	156	39.0	0	2	44		Total	7	359	51.3	0	4	63	
PT RET	NO	YDS	AVG	FC	LG	TD		PT RET	NO	YDS	AVG	FC	LG	TD	
Reynaud	3	15	5.0	2	9	0		Bush	1	0	0.0	2	0	0	
Total	3	15	5.0	2	9	0		Total	1	0	0.0	2	0	0	
KO RET	NO	YDS	AVG	FC	LG	TD		KO RET	NO	YDS	AVG	FC	LG	TD	
Harvin	2	33	16.5	0	17	0		Roby	5	143	28.6	0	61	0	
								P.Thomas	1	40	40.0	0	40	0	
Total	2	33	16.5	0	17	0		Total	6	183	30.5	0	61	0	

TEAM STATISTICS	MIN	NO	TEAM STATISTICS	MIN	NO
TOTAL FIRST DOWNS	31	15	FGs-PATs HAD BLOCKED	0-0	0-0
By Rushing	10	4	Net Punting Avg.	39.0	49.1
By Passing	17	8	TOTAL RETURN YARDAGE	15	20
By Penalty	4	3	No. and Yards Punt Returns	3-15	1-0
3rd DOWN EFFICIENCY	7-12-58%	3-12-25%	No. and Yards Kickoff Returns	2-33	6-183
4th DOWN EFFICIENCY	0-0-0%	1-1-100%	No. and Yards Interception Returns	0-0	2-29
TOTAL NET YARDS	475	257	PENALTIES: No.-Yds.	5-32	2-14
Total Plays	82	55	FUMBLES: No.-Lost	6-3	1-1
Avg. Per Play	5.8	4.7	TOUCHDOWNS	4	4
NET YARDS RUSHING	165	68	Rushing	3	1
Total Rushes	36	23	Passing	1	3
Avg. Per Play	4.6	3.0	EXTRA POINTS: Made-Att.	4-4	4-4
Tackles For Loss-Yards	3-11	4-9	Kicking: Made-Att.	4-4	2-2
NET YARDS PASSING	310	189	FIELD GOALS: Made-Att.	0-0	1-1
Sacked-Yards Lost	0-0	1-8	RED ZONE EFFICIENCY	4-6-67%	3-3-100%
Gross Yards	310	197	GOAL-TO-GO EFFICIENCY	3-4-75%	3-3-100%
PASSING: Att.-Comp.-INT	46-28-2	31-17-0	SAFETIES	0	0
Avg. Per Play	6.7	5.9	FINAL SCORE	28	31
KICKOFFS: No.-In EZ-Touchbacks	6-1-0	5-3-3	TIME OF POSSESSION	36:49	27:56
PUNTS: No.-Avg.	4-39.0	7-51.3			
Had Blocked	0	0			

# SUPERBOWLXLIV



VS.

## INDIANAPOLIS

SAINTS: 31

SUN LIFE STADIUM

MIAMI GARDENS, FLA. - 2/7/10

ATTENDANCE: 74,059 TIME: 2:58

COLTS: 17



Leading 24-17 and trying to stop the Colts offense, CB **Tracy Porter** intercepted a **Peyton Manning** pass and raced 74-yards for a touchdown that gave the Saints a 31-17 lead, delivering them their first Super Bowl title in club history.

The Saints staved off two consecutive early scoring drives that staked the Colts to a 10-0 lead and responded with two long distance field goals by K **Garrett Hartley** in the first half. With the eventual win, overcoming the ten point deficit tied the largest that a winning team would overcome in Super Bowl history.

The Colts opened the scoring with a 38-yard field goal by **Matt Stover**, giving the Colts a 3-0 lead 7:31 into the game and followed it up with a 96-yard touchdown drive that ended with a 19-yard TD pass from Manning to WR **Pierre Garcon** that made the score 10-0. The Saints responded early in the second quarter when Hartley hit a 46-yard field goal and he finished the half with a 44-yarder that made the score 10-6.

The Saints started the second half with a surprise onside kick, the first that was executed by a club prior to the fourth quarter in Super Bowl history. After the football bounced off of Colts WR **Hank Baskett**, it was recovered by S **Chris Reis** at the New Orleans 42-yard line as the Saints emerged from the pile with it.

Six plays later, the Saints would have their first lead of the contest when Brees found RB **Pierre Thomas** on a screen that he scampered forth 16 yards to turn into a touchdown and a 13-10 edge.

Indianapolis took the lead back midway through the third quarter when Colts RB **Joseph Addai** scored from four yards out, giving the Colts a 17-13 lead with 6:15 remaining in the third period.

New Orleans struck back with their first of 18 unanswered points on the next drive when Hartley kicked his third field

goal, a 47-yard shot to put the Saints within one point with 2:01 remaining in the third quarter.

Indianapolis received the football back on the ensuing kickoff at the 11-yard line and eventually worked their way as close as the New Orleans 30. However on a second and eight play, CB **Malcolm Jenkins** stopped Colts WR **Austin Collie** for a loss of three yards. On the third-and-11 play, LB **Jonathan Vilma** successfully defended a

pass intended for Collie. Stover pulled

a 51-yard field goal attempt to the left, giving the Saints the ball at the New Orleans 41.

New Orleans promptly took advantage of the favorable field position. Brees led a

methodical nine-play, 59-yard drive, where he would hit on all seven of his passes, culminating in finding TE **Jeremy Shockey** for a two-yard throw in the end zone to give New Orleans a 22-17 lead. The Saints went for two points and it appeared that they were stopped when WR **Lance Moore** couldn't haul in the attempt. However, head coach **Sean Payton** successfully challenged the ruling on the field, stating that Moore had possession of the ball and got it over the goal line, giving the Saints the conversion and a 24-17 lead with 5:42 remaining.

With ample time still remaining for a Colts comeback, Manning and the Indianapolis offense had advanced the ball to the New Orleans 31-yard line, but Porter stepped in front of the pass and rambled 74 yards for the score to give the Saints the two touchdown lead with 3:12 remaining.

The Colts got the ball back and moved inside the five-yard line, but the Saints defense repelled them on three consecutive attempts, culminating when a fourth down pass attempt by Manning was batted away by LB **Scott Shanle** in the end zone with 44 seconds remaining to clinch the win for the Saints.





## GAME NOTES

New Orleans became the first team in NFL history to win three games in which it had trailed by seven-or-more points in one postseason.

Brees was named the game's MVP after completing 32 of 39 passes for 288 yards with two TD passes and a 114.5 passer rating. He tied the NFL record for completions in a Super Bowl. Finishing the game with ten consecutive completions, he tied the second-longest streak of consecutive completions in one game in Super Bowl history. It was also the second consecutive postseason comeback in the fourth quarter or overtime from a game that the Saints were behind or tied in that Brees had engineered, following the overtime win in the NFC Championship over the Minnesota Vikings.

K Garrett Hartley became the first player in NFL history to boot three field goals of 40-or-more yards in a Super Bowl contest.

Garnering the Super Bowl start in a split backfield alongside Reggie Bush, Pierre Thomas led the Saints with 85 total yards from scrimmage on a team-high 30 yards rushing and six receptions for 55 yards with a 16-yard TD.

The game's two starting wideouts for New Orleans were Marques Colston and Devery Henderson, each tying for the team lead with seven receptions. Colston led the Saints with 83 yards receiving, while Henderson finished second with 63 yards through the air.

The Saints did not turn over the ball once. It culminated a postseason where New Orleans tied an NFL record by playing three postseason games and committing only one turnover. The Saints became the seventh club to do this with all of them winning the Super Bowl.

S Darren Sharper led the Saints in tackles with 11 stops (five solo).

CB Tracy Porter's 74-yard interception return off of Manning for a touchdown was the fourth longest interception return in Super Bowl history. Manning has not thrown an interception that was returned for a touchdown in his last 910 regular season passes, dating back to October, 2008. He had also thrown 161 passes without an interception return for a touchdown in the postseason until the fourth quarter return.

Outscoring the Colts 15-0 in the fourth quarter, the Saints continued their dominance in the game's final period, capping a postseason where New Orleans outscored their opponents 25-7 in the fourth quarter and overtime.

## SAINTS-COLTS GAME SUMMARY

New Orleans Saints	0	6	10	15	-	31
Indianapolis Colts	10	0	7	0	-	17

Team	Qtr	Time	Play Description (Extra Point) (Drive Info)	V-H
IND	1	7:29	Stover 38 FG (11-53, 5:53)	0-3
IND	1	0:36	Garcon 19 pass from Manning (Stover kick) (11-96, 4:36)	0-10
NO	2	9:34	Hartley 46 FG (11-60, 6:02)	3-10
NO	2	0:00	Hartley 44 FG (5-26, 0:35)	6-10
NO	3	11:41	P.Thomas 16 pass from Brees (Hartley kick) (6-58, 3:19)	13-10
IND	3	6:15	Addai 4 run (Stover kick) (10-76, 5:26)	13-17
NO	3	2:01	Hartley 47 FG (8-37, 4:14)	16-17
NO	4	5:42	Shockey 2 pass from Brees (Brees-Moore pass) (9-59, 4:57)	24-17
NO	4	3:12	Porter 74 interception return (Hartley kick)	31-17

### FIELD GOALS (made () and missed)

NO: Hartley (46) (43) (47)

IND: Stover (38) 51WL



# SUPERBOWLXLIV

## P3 VS. INDIANAPOLIS



NEW ORLEANS SAINTS							INDIANAPOLIS COLTS								
RUSHING	ATT	YDS	AVG	LG	TD		RUSHING	ATT	YDS	AVG	LG	TD			
P.Thomas	9	30	3.3	7	0		Addai	13	77	5.9	26	1			
Bush	5	25	5.0	12	0		Brown	4	18	4.5	5	0			
Bell	2	4	2.0	4	0		Hart	2	4	2.0	4	0			
Brees	1	-1	-1.0	-1	0										
Henderson	1	-7	-7.0	-7	0										
Total	18	51	2.8	12	0		Total	19	99	5.2	26	1			
PASSING	ATT	CMP	YDS	SK/YD	TD	LG	INT	PASSING	ATT	CMP	YDS	SK/YD	TD	LG	INT
Brees	39	32	288	1/7	2	27	0	Manning	45	31	333	0/0	1	40	1
Total	39	32	288	1/7	2	27	0	Total	45	31	333	0/0	1	40	1
RECEIVING	NO	YDS	AVG	LG	TD			RECEIVING	NO	YDS	AVG	LG	TD		
Colston	7	83	11.9	27	0			Clark	7	86	12.3	27	0		
Henderson	7	63	9.0	19	0			Addai	7	58	8.3	17	0		
P.Thomas	6	55	9.2	16t	1			Collie	6	66	11.0	40	0		
Bush	4	38	9.5	16	0			Garcon	5	66	13.2	19t	1		
Shockey	3	13	4.3	7	1			Wayne	5	46	9.2	14	0		
Moore	2	21	10.5	21	0			Brown	1	11	11.0	11	0		
Meachem	2	6	3.0	6	0										
D.Thomas	1	9	9.0	9	0										
Total	32	288	9.0	27	2			Total	31	333	10.7	40	1		
INT	NO	YDS	AVG	LG	TD			INT	NO	YDS	AVG	LG	TD		
Porter	1	74	74.0	74t	1										
Total	1	74	74.0	74t	1			Total	0	0	0.0	0	0		
PUNTING	NO	YDS	AVG	TB	I20	LG		PUNTING	NO	YDS	AVG	TB	I20	LG	
Morstead	2	88	44.0	0	1	46		McAfee	2	90	45.0	0	0	46	
Total	2	88	44.0	0	1	46		Total	2	90	45.0	0	0	46	
PT RET	NO	YDS	AVG	FC	LG	TD		PT RET	NO	YDS	AVG	FC	LG	TD	
Bush	1	4	4.0	1	4	0		Rushing	1	0	0.0	0	0	0	
Total	1	4	4.0	1	4	0		Total	1	0	0.0	0	0	0	
KO RET	NO	YDS	AVG	FC	LG	TD		KO RET	NO	YDS	AVG	FC	LG	TD	
Roby	4	102	25.5	0	34	0		Simpson	5	111	22.2	0	29	0	
Total	4	102	25.5	0	34	0		Total	5	111	22.2	0	29	0	

TEAM STATISTICS	NO	IND	TEAM STATISTICS	NO	IND
TOTAL FIRST DOWNS	20	23	FGs-PATs HAD BLOCKED	0-0	0-0
By Rushing	3	6	Net Punting Avg.	44.0	43.0
By Passing	16	16	TOTAL RETURN YARDAGE	78	0
By Penalty	1	1	No. and Yards Punt Returns	1-4	1-0
3rd DOWN EFFICIENCY	3-9-33%	6-13-46%	No. and Yards Kickoff Returns	4-102	5-111
4th DOWN EFFICIENCY	0-1-0%	1-2-50%	No. and Yards Interception Returns	1-74	0-0
TOTAL NET YARDS	332	432	PENALTIES: No.-Yds.	3-19	5-45
Total Plays	58	64	FUMBLES: No.-Lost	0-0	0-0
Avg. Per Play	5.7	6.8	TOUCHDOWNS	3	2
NET YARDS RUSHING	51	99	Rushing	0	1
Total Rushes	18	19	Passing	2	1
Avg. Per Play	2.8	5.2	Interceptions	1	0
Tackles For Loss-Yards	1-7	3-7	EXTRA POINTS: Made-Att.	3-3	2-2
NET YARDS PASSING	281	333	Kicking: Made-Att.	2-2	2-2
Sacked-Yards Lost	1-7	0-0	Passing: Made-Att.	1-1	0-0
Gross Yards	288	333	FIELD GOALS: Made-Att.	3-3	1-2
PASSING: Att.-Comp.-INT	39-32-0	45-31-1	RED ZONE EFFICIENCY	2-3-67%	2-3-67%
Avg. Per Play	7.0	7.4	GOAL-TO-GO EFFICIENCY	1-2-50%	1-2-50%
KICKOFFS: No.-In EZ-Touchbacks	6-3-0	4-2-0	SAFETIES	0	0
PUNTS: No.-Avg.	2-44.0	2-45.0	FINAL SCORE	31	17
Had Blocked	0	0	TIME OF POSSESSION	30:11	29:49



**FOOTBALL OPERATIONS**

# FOOTBALL OPERATIONS



**Khai  
HARLEY**  
DIRECTOR OF FOOTBALL  
ADMINISTRATION

Entering his third season with the Saints and tenth in the NFL, Director of Football Administration Khai Harley's primary focus is salary cap management. He works in conjunction with the player personnel department, making the club's player acquisitions fit within the structure of the cap. His duties also include contract negotiations, coordinating different areas of football operations and being involved in the administrative functions of running the club.

Harley has a deep background in NFL salary cap administration, Collective Bargaining Agreement (CBA) regulations, and the research of player contracts. He arrived in New Orleans in 2008 after serving for five years as the Manager of Labor Operations with the NFL Management Council. He was responsible for ensuring personnel transactions and player contracts submitted by each team complied with the CBA and the NFL's Constitution & Bylaws while also providing advice to club officials during contract negotiations.

On a daily basis, Harley researches contracts and cap statistics from not only the club but from around the league. It is similar to the daily and yearly reconciliation he did for all 32 clubs in his former position, where he calculated cap figures for each team, made adjustments for the following year and analyzed statistical trends related to player signings.

Harley has also been a member of the NFL's Diversity Council since 2005, which is designed to promote diversity throughout the NFL's administrative offices, recommend diversity initiatives and implement/oversee approved programs. He started in the League Office in 2002 as a Player Personnel Analyst, working to ensure each team's compliance with the salary cap, analyzing player contracts and researching the eligibility of college players.

Harley served as an administrative intern with the Philadelphia Eagles from 2001-02 - gathering data used to determine whether players earned performance-based incentives while also handling other administrative duties - and earlier in 2001 served as football operations intern for the Indianapolis Colts.

Prior to entering the NFL, Harley was a financial analyst with Bloomberg, L.P. from 1995-2000, analyzing domestic and international bond markets, studying trends in European markets for clients, training employees and international staff and ensuring debt issuance within Emerging, Latin American, and U.S. Private Placement Markets were in compliance with corporate and SEC guidelines.

Harley graduated with a degree in Accounting from Rutgers University in 1998, twice receiving the National Association of Black Accountants Scholarship Award. He earned a master's degree in Sports Management from Springfield College in 2001.

Harley and his wife, Vicky - who both grew up in Somerville, N.J. - have three daughters, Na'imah, Samiyah and Asiah.



**James**  
**NAGAOKA**  
DIRECTOR OF OPERATIONS

Entering his 11th season with the Saints, Director of Operations James Nagaoka oversees all aspects of the logistics and day-to-day needs of the football team. He was promoted to his current position in 2003.

Nagaoka arrived in New Orleans in 2000 and served as director of team logistics/box office manager for three seasons. Included in his many responsibilities is managing the Saints' training camp operations, and in 2002 Nagaoka coordinated the construction of the indoor practice field, locker room, weight room and cafeteria at the Saints facility.

He joined the Saints after working for the Seattle Seahawks for 22 years, holding a wide spectrum of responsibilities during his tenure. His duties included entertainment, travel coordination, special projects and ticket sales. As ticket director, Nagaoka managed both sales and operations for 15-consecutive sold-out seasons.

A graduate of the University of Washington, Nagaoka has degrees in communications and Japanese literature.

## FOOTBALL OPERATIONS

## PLAYER PERSONNEL



**DEBBIE**  
**GALLAGHER**  
Executive Assistant  
to the General  
Manager




**DANNY**  
**CALLAHAN**  
IT/Applications  
Development  
Manager



**JOEY**  
**VITT**  
Scouting Assistant



# FOOTBALL OPERATIONS



## Ryan PACE

DIRECTOR OF PRO SCOUTING

Entering his ninth year in the Saints player personnel department, Director of Pro Scouting Ryan Pace is responsible for managing the entire pro personnel department on a daily basis.

In addition to overseeing the club's staff of pro scouts, Pace's legion of responsibilities include recommending player acquisitions by scouting current and future NFL free agents, monitoring the waiver wire and evaluating players from other professional leagues. Another ongoing effort is researching possible trade opportunities.

A key responsibility for Pace is supervising the advance scouting of upcoming opponents - including their personnel, tendencies and schemes. The pro personnel department also constantly evaluates current Saints players.

Pace took on his increased duties after being promoted to his current position in 2007. He served as one of the club's pro scouts from 2004-06, with his efforts including evaluating veteran free agents, scouting upcoming opponents and evaluating college players in preparation for the NFL Draft.

Pace had served as a scouting assistant for two years starting in 2002. His well-rounded experiences included evaluating players from around the league as well as prospects from NFL Europe, the Arena Football League and the CFL. Pace also tracked player movement, scouted college players and assisted in the preparation of the draft room.

In 2008, he was selected by the club to attend the Stanford Business School's Executive Education NFL-Stanford Program for Managers, an educational program and honor known across the league as an important training ground for promising executives.

Pace joined the Saints in 2001, assisting in the coordination of all operations on game days, training camp and with the Louisiana Superdome. Pace was a four-year letterman at defensive end at Eastern Illinois (1995-99) - serving as team captain as a senior - and graduated with a degree in marketing. He and his wife Stephanie have a daughter, Cardyn.



## **Rick** **REIPRISH** DIRECTOR OF COLLEGE SCOUTING

A key member of the Saints' player personnel department since 2004, Rick Reiprish has been an integral part of the club's scouting efforts since arriving in New Orleans. He brings over three decades of experience to his position.

As the club's director of college scouting, his responsibilities include coordinating the efforts of the team's area scouts, working to build a consensus entering the draft and grading and scouting college players throughout the year. Reiprish's insight has been essential to the Saints' success during the NFL Draft since his arrival.

New Orleans has picked up a steady stream of top contributors since 2004, including future Pro Bowlers DE Will Smith, S Roman Harper and G Jahri Evans as well as DT Sedrick Ellis, CB Tracy Porter and RB Reggie Bush. The draft has also brought late-round finds such as Evans, G Carl Nicks and WR Marques Colston, and the scouts have made savvy discoveries in undrafted free agents, most notably RB Pierre Thomas.

Reiprish joined the Saints following an eight-year stint (1994-2002) with Jacksonville as director of player personnel, where he was an architect of the Jaguars' rapid ascension to the top of the AFC. He was responsible for each of the club's drafts since its inaugural effort in 1995, selecting such stalwarts as T Tony Boselli, DE Tony Brackens, RB Fred Taylor, S Donovan Darius and CB Fernando Bryant. Of the team's seven first-round picks from 1995 to 1999, each became a starter, more than any other NFL team in that span.

Originally hired as the Jaguars' Director of College Scouting in 1994, Reiprish was promoted to director of player personnel in 1998. He was responsible for the pro and college scouting departments, including directing the scouting of college players and the draft as well as the evaluation of veteran free agents.

Reiprish joined the Jaguars after working for the Seattle Seahawks for 10 years (1984-94), first as an area scout before being promoted to Eastern Scout Supervisor in 1989. He began his NFL career as a southeast scout with BLESTO from 1979-82. For the previous three years, he was a personnel scout for the Kansas City Chiefs.

Reiprish coached wide receivers and running backs at Austin Peay State University (1973-76) before going to East Tennessee State in 1977, where he coached quarterbacks and running backs. In 1978, he was offensive line coach at North Alabama.



# FOOTBALLOPERATIONS

A native of Shamokin, Pa., Reiprish graduated from Villanova in 1972 and earned a master's degree in education-administration and supervision from Austin Peay in 1974. Reiprish is married to Julie and has a son, Andrew and a daughter, Ashleigh Norris.



## Brian ADAMS


ASSISTANT DIRECTOR OF COLLEGE  
SCOUTING

Brian Adams enters his third season as the club's assistant director of college scouting and 24th in the NFL. Adams evaluates college prospects across the nation throughout the year, and his responsibilities peak annually with a key role in the Saints' preparations for the NFL Draft.

Adams arrived in New Orleans after spending eight seasons with the Carolina Panthers as an area scout. He joined the Panthers in 2001 after serving as one of only three scouts for the XFL in 2000. His football career began with an internship with the Cleveland Browns in 1982 while Adams was a student at Bowling Green University.

Adams became a full-time employee of the Browns in 1984 with a position in coaching administration. In 1989, he moved from coaching to scouting, and remained with Cleveland until the team's move to Baltimore in 1995.

A native of Berea, Ohio, Adams graduated from Cleveland State University after transferring from Bowling Green. Adams and his wife, Lisa, have a daughter, Larissa, and a son, Nicholas.



## Terry FONTENOT

PRO SCOUT

Terry Fontenot enters his seventh season in the club's player personnel department and fifth as a pro scout. His responsibilities include evaluating and rating current professional players and preparing the club for acquisitions through free agency or the waiver wire.

Fontenot also assists in the team's yearly draft preparations and the detailed weekly advance scouting of upcoming opponents.

Promoted to his current position in 2006, Fontenot enters his seventh season with the Saints. Since 2004, Fontenot has held multiple positions in the scouting department, including as a pro scouting assistant - where he helped evaluate free agents, track player movement, studied film and aided in the planning for the NFL Draft - and as an assistant in player personnel.

Fontenot joined the Saints in 2003, working in community relations and marketing. A native of Lake Charles, La., he had a standout prep career and was an all-state defensive back at Lagrange High School.

A four-year letterman at safety for Tulane from 1999-2002, Fontenot served as a captain of the Green Wave in 2001 and was a member of the 2002 Hawaii Bowl Champion team. He graduated with a degree in business and organizational information technology.

Fontenot and his wife, Tanya have a daughter, Londyn and reside in St. Rose, La.



**Ryan**  
**POWELL**  
PRO SCOUT


Entering his fourth season as a pro scout and sixth with the Saints, Ryan Powell has a wealth of responsibilities that include evaluating free agents from the NFL and other professional leagues, monitoring the waiver wire and advance scouting of opponents. Powell, who also assists in the club's yearly draft preparations, spent his first two years in New Orleans as the team's combine scout. In that position, Powell evaluated college players for both the Saints as well as contributing reports to the National Football Scouting Combine.

Previously, Powell served as a Saints training camp intern in 2004. He also worked on the coaching staff at Linfield College, as an assistant on the team that won the 2004 NCAA Division III National Championship. Powell also worked for the Seattle Seahawks for three summers (1998-2000) as a training camp assistant.

A native of Bend, Ore., Powell graduated in political science and history from Linfield in 2002. He had a standout prep career at Mountain View HS, where he earned all-state honors before playing linebacker at Linfield.

Powell and his wife, Miranda, have a daughter, Nahia.

# FOOTBALL OPERATIONS



**Mike  
BAUGH**  
AREA SCOUT

Mike Baugh – an experienced member of the player personnel department who is entering his 18th season in the NFL – is responsible for evaluating the college prospects located in the central region of the country. Baugh is in his second stint with the Saints, rejoining the club in 2008 after serving as a pro scout with the club from 2000-04.

From 2005-07, Baugh served as the assistant director of player personnel for the Miami Dolphins. Prior to his tenure in Miami, his responsibilities with New Orleans included evaluating free agent prospects, advance scouting of opponents and assisting in the yearly draft preparations.

Baugh opened his NFL career with the Seattle Seahawks, spending eight years in various capacities with the club. He started as a public relations intern in 1992, served as an administrative assistant to head coaches Tom Flores and Dennis Erickson from 1993-96 and moved to the Seahawks personnel department in 1997, where he was a scouting assistant.

In 1998, Baugh was named manager of football administration for Seattle, and in 1999, his final year with the club, was promoted to assistant director of pro scouting.

Baugh graduated from Central Washington University with a degree in business administration. He and his wife, Christine, have a daughter, Hannah, and a son, Brett.




**Dwaune  
JONES**  
AREA SCOUT

With a background that includes stints as a professional player, coach and scout, Dwaune Jones enters his sixth season with the Saints as an area scout. His responsibilities are evaluating players from colleges located throughout the Midwest region of the United States.

A former wide receiver in the NFL and NFL Europe, his prior experience also includes coaching wide receivers for the NFL Cologne Centurions from 2004-05 and serving as a training camp scouting intern for the Seattle Seahawks in 2004.

Jones was allocated to NFL Europe by Seattle in 2001 and caught 33 passes for 577 yards and five touchdowns for Berlin. In their World Bowl IX victory over Barcelona, Jones caught six passes for 161 yards and two TDs, including a game-winning 53-yard strike from with 4:08 left.

Jones also has NFL playing experience with the Cleveland Browns and Houston Texans and served as a training camp intern coach in NFL Europe in 2003. During his college career at Richmond University, Jones was a three-year starter who hauled in 146 receptions for 1,994 yards and departed ranked sixth in school history with 15 TDs. Jones was also a sprinter on the track team.



**Josh**  
**LUCAS**  
AREA SCOUT

Entering his fourth season as an area scout and sixth as a member of the Saints' player personnel department, Josh Lucas is responsible for evaluating players from the schools located in the southwest region of the United States.

Prior to being promoted to area scout in 2007, Lucas had spent two seasons as a scouting assistant, where he evaluated free agents, tracked player movement and assisted in the preparations for the NFL Draft.

Lucas joined the Saints after working for the Jacksonville Jaguars from 2002-04. In his final two years with the club, he was a marketing analyst working on the "Jacksonville 39" project, a marketing initiative that raised funds to finance capital improvements to ALLTEL Stadium. Those renovations were completed prior to the city hosting Super Bowl XXXIX.

In 2002 he was an intern for Jacksonville in football operations, and worked in the player personnel dept. during the club's 2004 training camp.

Lucas graduated Cum Laude from Harvard University, where he played safety from 1997-98 before a series of shoulder injuries ended his career. A native of North Canton, Ohio, Lucas is married (Caryn).

# FOOTBALL OPERATIONS



**Jim**  
**MONOS**  
AREA SCOUT

Responsible for evaluating players from colleges located throughout the southeast region of the country, Jim Monos enters his sixth season with the Saints as an area scout.

Prior to arriving in New Orleans in 2005, Monos worked for the Philadelphia Eagles from 2001-04 as an area scout, covering the northeast area of the country. In 2000, he was an intern for Philadelphia, serving a dual role in player personnel and media relations.

The Palmyra, Pa. native was the starting quarterback for Lebanon Valley College in 1995 before transferring to Bloomsburg University, where he graduated with a degree in journalism.

His father, Jim, has been the head coach at Lebanon Valley College since 2005. Previously, Monos, Sr. was the offensive coordinator at Bloomsburg, where he tutored G Jahri Evans, a fourth-round draft pick of the Saints in 2006 (108th overall), a unanimous NFL All-Rookie selection, 2009 Pro Bowler and a cornerstone of the club's offensive line.

Monos is single and resides in Charleston, S.C.



**Mike**  
**NEU**  
AREA SCOUT

After serving as the head coach of the Arena Football League's New Orleans VooDoo from 2004-08, Mike Neu enters his second season with the Saints as an area scout.

He will be responsible for evaluating the players at the schools located in the northeast region.


The only coach in the VooDoo's history, Neu compiled a 33-31 record and earned 2004 AFL Coach of the Year honors, serving as head coach of the Carolina Cobras for two seasons prior to coming to New Orleans.

Neu previously worked in the Saints player personnel department from 2005-2006, when the VooDoo suspended operations due to Hurricane Katrina. Starting his coaching career as a graduate assistant at Ball State in 1994, he also served as

an assistant in the AFL for three seasons and served as head coach of the Augusta Stallions of af2 in 2000, where was named the league's Coach of the Year.

An Indianapolis native, Neu was a four-year starter at quarterback for Ball State, where he was named the MAC Most Valuable Player and Offensive Player of the Year as a senior in 1993 and is a member of the school's Athletic Hall of Fame. He played professionally with the Canadian Football League's Calgary Stampede and played in the AFL for two seasons.

Neu and his wife, Charmin, have a daughter, Graycen and two sons, Carson and Chase.



**Terry**  
**WOODEN**  
AREA SCOUT

Bringing the perspective of a nine-year NFL veteran and the last seven years as a scout, Terry Wooden enters his fourth year with the Saints as an area scout. His responsibilities include evaluating the prospects from the colleges located in the western region of the country.

Wooden joined the Saints in 2007 after serving as a college scout for the Buffalo Bills from 2003-2006.

Wooden was selected in the second round (29th overall) by Seattle in the 1990 NFL Draft and played for the Seahawks through 1996. After departing Seattle, he had stints with the Kansas City Chiefs (1997) and the Oakland Raiders (1998). While with the Seahawks he was voted the 1992 Ed Block Courage Award winner, presented to the player who best exemplifies the principles of courage and sportsmanship.

During his college career at Syracuse, Wooden was a four-year starter and selected the All-East Coast Athletic Conference first-team three times. He graduated in 1990 with a degree in sociology. Following his career, Wooden was voted to the Syracuse All-Century Team.

He and his wife, Cindy, have two daughters, Tea and Maya, and a son, Brock. Terry's brother, JoJo Wooden, is the assistant director of player personnel for the New York Jets.



# FOOTBALL OPERATIONS




**Ryan**  
**HOLLERN**  
COMBINE SCOUT

Ryan Hollern enters his third season as the club's combine scout, and in his position works for the Saints and the National Scouting Combine. The club is part of the scouting service, and Hollern's reports on college prospects are shared with other teams that are members.

Hollern joined the Saints in 2008 after serving as coordinator of recruiting operations at Mississippi State from 2006-07. In that position, he worked in the daily operation of the recruiting office, and his responsibilities included coordinating travel, scholarships, admissions, overseeing the video library and working as a liaison with pro scouts. Hollern was promoted after working as an offensive assistant while completing his graduate studies at MSU. In 2004 he was an administrative assistant in the football office during his initial year as a graduate student.

A 2001 graduate of Gannon University, Hollern played quarterback for two years for the Golden Knights. He coached quarterbacks at Harding University HS (Charlotte, N.C.) for one season prior to arriving at Mississippi State.


Hollern, a native of Indiana, Pa., and his wife Keely have a son, Porter and a daughter, Bennett.



**Jason**  
**MITCHELL**  
COLLEGE SCOUTING COORDINATOR

Entering his fourth year in New Orleans as college scouting coordinator, Jason Mitchell is responsible for maintaining the day-to-day operations of the college scouting department regarding scouts' scheduling, processing and organizing the information gathered on draft-eligible players, and maintaining a computer database of scouting reports.

Mitchell came to New Orleans after serving as the Director of External Operations at Rutgers University from 2005-07, after serving as an undergraduate recruiting assistant for the Scarlet Knights from 2001 until his graduation. He graduated from Rutgers University with a B.S. in Sports Management in 2005. The Cresskill, N.J. native is married (Lindsey).




## Joseph LAINE

**SALARY CAP ANALYST/  
PLAYER PERSONNEL**

Entering his sixth season with the Saints, Joseph Laine has a wide-range of responsibilities in the Player

Personnel department. Laine serves as Salary Cap Analyst/Player Personnel, where he assists with the daily management of the salary cap and also researches player contracts from around the NFL. Laine's duties also include evaluating current players on the Saints' roster, monitoring daily league transactions and assisting in coordinating the logistics for both free agency and the NFL Draft. Promoted in 2009, Laine had previously served as Player Personnel Assistant since 2006 after joining the Saints as an intern in 2005. He is a graduate of the University of New Orleans with a degree in Business Administration.



## Fred McAFEE

**DIRECTOR OF PLAYER DEVELOPMENT**

With a wide-range of responsibilities centered around helping players and their families improve their quality of life as well as invest in their futures, Fred McAfee enters

his fourth season as Director of Player Development. He also organizes continuing college education opportunities, internships, life skills training seminars, financial education classes and family assistance.

In addition, McAfee serves as a conduit between players and their dealings with coaches and management. He also helps rookies adjust to the NFL and assists former players in making the transition into life following their careers. He was a longtime standout as a Saints' player, and retired following the 2006 season after a 15-year career.

The transition to the front office has been smooth for McAfee, who was known as a positive influence in the locker room during his time in the league. He played in 194 games in his career, including 122 contests in two stints with New Orleans. Drafted by the Saints in the sixth round of the 1991 NFL Draft, he is the only player in team history to have been on the roster for three of the club's four division championships (1991, 2000, 2006.) and has been affiliated with the team for all four, including the 2009 Super Bowl XLIV Championship campaign.

McAfee first played for the Saints from 1991-1993, leading New Orleans in rushing as a rookie with a career-high 494 yards. That season the Saints won their

# FOOTBALL OPERATIONS

first NFC West title. After a seven-game stint with the Arizona Cardinals in 1994, he was signed by Pittsburgh later that season. He stayed with the Steelers until 1997, and served as their special teams captain for two years.

McAfee rejoined the Saints in 2000 and was voted to the Pro Bowl in 2002 for his stellar special teams play. His final game in New Orleans was the 2006 finale vs. Carolina, and one of the final carries of McAfee's career was a six-yard burst for a touchdown in the third quarter.

He attended Mississippi College, where McAfee graduated with a degree in Mass Communications. In 2007, he completed the NFL Managers Program at Stanford University's Executive Education Graduate School of Business.



**Greg  
BENSEL**  
VICE PRESIDENT  
OF COMMUNICATIONS

With responsibilities that include serving as the team's official spokesman, overseeing all internal and external communications and being the primary liaison between the club and national and local media, Vice President of Communications Greg Bensele enters his 14th season with the Saints.

Bensele was promoted to his current position after serving for nine seasons as director of media & public relations. In addition to managing his staff, his duties include working with the NFL's network media partners, media operations for home and away games and planning the long-range public relations initiatives for the club.

Bensele has also worked on the NFL public relations staffs for Super Bowl XXXII, XXXIII and XXXVI.

Prior to joining the Saints, Bensele was director of media relations for the Super Bowl XXXI Host Committee and the Greater New Orleans Sports Foundation. He has also served on the media committee for the NCAA Men's Final Four, the SEC Men's Basketball Tournament and the Sugar Bowl.

A New Orleans native who graduated from Jesuit High School and Tulane, Bensele started his professional career as a media relations administrator for the Professional Golfers Association in Palm Beach Gardens, Fla. He served on the public relations staff for the 1991 PGA Championship, the 1991 Senior PGA Championship and the 1991 Ryder Cup.

Bensele and his wife, Jane, reside in New Orleans and have a daughter, Kate, and a son, Nelson.

## COMMUNICATIONS STAFF / PHOTOGRAPHY



**MICHAEL C. HEBERT**  
Director of  
Photography




**DAVE LAWRENCE**  
Communications  
Manager



**JUSTIN MACIONE**  
Communications  
Manager



**DOUG MILLER**  
Senior Director of  
Communications



**Dave**  
**DESPOSITO**  
VIDEO DIRECTOR

Dave Desposito, who oversees the filming of all games and practices and edits the video on a daily basis for the coaches, scouts and front office personnel, enters his ninth season with the Saints as video director.

Desposito's responsibilities include breaking down the opponent's weekly game video and keeping a detailed archive for the coaching staff. Since his arrival, the Saints have also installed a state-of-the-art, digital editing system networked throughout the building via computer.


It's time-consuming work that involves late nights and tight deadlines, and the game film that Desposito and his staff generates - as well as that of every NFL team - is also shipped to future opponents.

Desposito came to New Orleans after serving as assistant video director from 1998-2001 for the Jacksonville Jaguars. He worked from 1993-97 for the New York Giants as an intern, coach's show assistant and video assistant.

A native of Little Ferry, N.J., Desposito graduated from William Paterson University with a degree in communications. He and his wife, Christine, have a daughter, Abigail, and a son, Tyler.

# FOOTBALL OPERATIONS

## VIDEO STAFF



**JOE  
ALLEY**  
Video Assistant



**JEFF  
JACOBS**  
Assistant Video  
Director



**PAUL  
ZIMMER**  
Video Assistant



**Scottie B.  
PATTON**  
HEAD ATHLETIC TRAINER

Scottie Patton, a 19-year veteran of the NFL and entering his 11th season with the Saints, coordinates all medical care and injury rehabilitation as the club's head athletic trainer. He has supervised the team's athletic training staff and set all policies since arriving in New Orleans in 2000.

The Saints' athletic training department has earned a number of awards under Patton's direction. He and his staff were honored as the 2007 Athletic Training Staff of the Year by the Southeastern Athletic Trainers Association. In 2006, they were honored as the Athletic Training Staff of the Year by both the Professional Football Athletic Trainers Society and the National Football League Physician's Society.

Only the third head athletic trainer in club history, Patton served as an assistant athletic trainer with the Philadelphia Eagles from 1996-99 and as an assistant athletic trainer for San Francisco for the previous five years. With the 49ers, Patton was on the staff of the Super Bowl XXIX Champions. He has also served three times as an athletic trainer for the NFC squad at the Pro Bowl, including in 2007 with the Saints. With the club's recent Super Bowl XLIV triumph, Patton has been a member of two World Championship athletic training staffs.

Patton earned a bachelor's degree in Sports Medicine/Exercise Science from Appalachian State University in 1990. After enrolling in graduate school at the University of South Carolina, Patton completed his master's in Sports Medicine at San Jose State in 1996. A certified athletic trainer, he is a member of the National Athletic Trainers Association (NATA) and the Professional Football Athletic Trainers Society.

Patton began his career as a graduate assistant athletic trainer at South Carolina

(1990-91), as a student athletic trainer at Appalachian State (1986-90) and a summer training camp and assistant athletic trainer with the 49ers in 1988-89. During his final two years with the Eagles, Patton created the Patton Football/Athletic Training Clinic, a non-profit venture in the offseason that provided instruction in athletic training and football skills in his hometown of Gastonia, N.C.

Patton and his wife, Yvette, have three children: Cameron, Alexis and a son, Roman Scott.



## Duane BROOKS

ASSISTANT ATHLETIC TRAINER

Duane Brooks, who brings nearly two decades of experience in his field, enters his ninth season with the Saints. Responsible for treating and rehabilitating players

throughout the year and the maintenance of the team's medical records, Brooks also maintains two tracking systems that monitor a player's progress from injuries for both the club and the NFL.

Brooks joined the Saints in 2002 after spending six seasons with Florida State in a similar capacity. His contributions since have helped the athletic training staff earn several awards, including the 2007 Southeastern Athletic Trainers' Association (SEATA) Professional Athletic Trainers Award and both the Professional Football Athletic Training Society Staff of the Year and Fain Cain Memorial Award in 2006.


While at Florida State, Brooks was the assistant football athletic trainer and head athletic trainer for the baseball team. He traveled to the College World Series three times and was a member of a staff that participated in four national championship football games. Brooks completed summer internships with the Tampa Bay Buccaneers in 1992, 1993 and 1996.

A member of both the National Athletic Trainers Association and the Louisiana Athletic Trainers Association, Brooks has an undergraduate degree from Florida A&M and earned his graduate degree in athletic administration at Florida State.

He and his wife, Natasha, have a son, Rashaad.



# FOOTBALL OPERATIONS



**Kevin  
MANGUM**  
ASSISTANT ATHLETIC TRAINER

Among the club's longest-tenured employees, assistant athletic trainer Kevin Mangum works in conjunction with the other members of the training staff to maintain the overall health and welfare of the team while also treating and rehabilitating injured players.

A native of Tylertown, Miss., Mangum has collected a lengthy list of honors as he enters his 30th season with the Saints, including being inducted into the Louisiana Athletic Trainers Association Hall of Fame in 2008.

His contributions have helped the athletic training staff earn several awards, including the 2007 Southeastern Athletic Trainers' Association (SEATA) Professional Athletic Trainers Award, the Fain Cain Memorial Award in 2006 and the NFL Athletic Training Staff of the Year in 1986 and 2006. Mangum received the Southeast Athletic Trainers Association's 1991 Backbone Award, which recognizes the region's outstanding assistant athletic trainer.

Mangum was a student athletic trainer for two years at Southwest Mississippi Junior College and two more at the University of Southern Mississippi before joining the Saints in 1981. He received a bachelor's degree in athletic administration with a specialization in athletic training from USM in 1981, and an advanced degree in physical education from the University of New Orleans in 1988. Mangum was inducted into the Southwest Mississippi Junior College Sports Hall of Fame in 1995.

He and his wife, Susie, have five children - Katie, Megan, Scott, Kevin Paul and Mark. Katie is married, a physical therapist and has two children (Emma and Jude Moore). Mangum's daughter Megan was married in 2008 and is a rehabilitation counselor.

## MEDICAL STAFF



**Dr. JOHN  
AMOSS**  
Team Physician



**Dr. TIM  
FINNEY**  
Associate Team  
Orthopedist



**Dr. DERYK  
JONES**  
Team Orthopedist



**Dr. MISTY  
SURI**  
Team Orthopedist



## Dan SIMMONS

HEAD EQUIPMENT MANAGER

As the head equipment manager, Dan Simmons is responsible for the endless list of details that goes into filling the team's needs, including the purchase, upkeep and repair of all equipment and uniforms for the players and coaches, the transportation of that equipment for road trips and the daily practice field arrangement.

Simmons is also the club's longest-tenured employee and now in his fourth decade with the Saints. Known to all at the team's training facility as "Chief," he was honored by the organization for his 30th season with the club in 2002, becoming only the second employee to reach the milestone since the team's founding in 1967. He was hired for his current position April 1, 1973.

Following the 2005 season, Simmons and his staff were selected in a vote by their peers for the Whitey Zimmerman Memorial Award, annually given to the NFL equipment staff that exceeds the usual demands of the position. Simmons and his staff were also the first recipient of the award in 1994. In 2010, he was elected into the New Orleans Saints Hall of Fame.

In 2005, the equipment staff overcame extraordinary challenges in the forced evacuation from New Orleans because of Hurricane Katrina. After departing New Orleans, the club's base of operation moved three times, including a last stop at a high school baseball stadium. The equipment staff made those moves nearly seamless for the team, and with four home games in Baton Rouge, nearly every contest demanded the packing and preparation of a road game.

Dedication to an NFL team runs in his blood. His father, Bill, held a similar post with the St. Louis Cardinals for 22 years. Dan joined the Saints after working with his father. A graduate of Meramec College in St. Louis, Simmons served for four years in the Navy, including a stint in Vietnam. He and his wife, Elaine, have three grown children—Tracy, Tony and Amy—and four grandchildren.

### EQUIPMENT STAFF



**GLENNON POWELL**  
Assistant  
Equipment  
Manager



**JOHN BAUMGARTNER**  
Assistant  
Equipment  
Manager



**SHAUN ALFRED**  
Equipment  
Assistant



**COREY GAUDET**  
Equipment  
Assistant

# ADMINISTRATION





## **Dennis LAUSCHA**

**EXECUTIVE VICE PRESIDENT/  
CHIEF FINANCIAL OFFICER**

Entering his 13th season with the Saints, Executive Vice President/Chief Financial Officer Dennis

Lauscha maintains multiple roles within the operations of the club and other holdings of Owner Tom Benson. In addition to directing all financial functions of the organization, Lauscha maintains a lead position in the negotiations with government officials and has an active role in the management of New Orleans FOX affiliate WVUE-TV, and Zelia, LLC.

Promoted to executive vice president last May after serving as senior vice president from 2006-09, Lauscha is a key member of the negotiating team that actively pursues future Super Bowls for the City of New Orleans - including recently landing Super Bowl XLVII (to be played in 2013). He joined the Saints as chief financial officer in 1998, has been a vice president since 2003 and is one of the club's representatives at the NFL Owner's Meetings.

Lauscha was part of the Saints' contingent that negotiated the agreement with Louisiana Governor Bobby Jindal on a partnership that continues the club's commitment to the state through 2025. The deal also creates a new Sports Development District in the city that includes the Benson family purchasing and redeveloping the New Orleans Centre and newly renamed Benson Tower, properties adjacent to the Superdome which had sat dormant and in disrepair since Hurricane Katrina. As a result of the agreement, the Superdome and these properties are currently undergoing extensive renovations and upgrades and will include the new Champions Square promenade adjacent to the Superdome.

The innovative agreement will dramatically modernize the Superdome, revitalize the area around the stadium and will generate revenue for the state without any new taxes for citizens.

Lauscha is the principal liaison with all vendors that service the club and also oversees several administrative and operations departments. In addition to maintaining the team's finances, Lauscha supervises the Saints' human resources, information technology and facilities and grounds departments. He was also a primary member of the negotiating team during the purchase of WVUE, and has since helped steward the station's growth in the New Orleans market.

Lauscha also negotiated the deal to bring Horizon Entertainment to New Orleans. The joint venture is a television production, content development and motion graphics studio that's part of Mr. Benson's Louisiana Media Company.

During his tenure, he was also instrumental in the expansion of the team's training facility to include a new weight room, indoor field and cafeteria and in recent years has overseen the revamping of the employee benefits program.



# ADMINISTRATION

Lauscha is involved with numerous league-wide initiatives, including an NFL working committee for league financial reporting and a working committee for disaster preparedness. He has also completed the NFL Managers Program at Stanford University's Executive Education Graduate School of Business.

Lauscha has completed terms as president of the Preservation Resource Center and as president of the regional chapter of the Boy Scouts of America. He serves on the visiting committee of the Loyola University School of Business and on the Super Bowl XLVII Host Committee.

His dealings with the Saints, state officials and local organizations have provided an opportunity for community involvement. The professional and charitable work of the New Orleans native was recognized by New Orleans CityBusiness when Lauscha was selected as one of the 40 Most Influential Members of the Community. The honor is bestowed on those who are laying the groundwork for a better city. In 2010, he was named the Alumnus of the Year by Loyola University of New Orleans' College of Business and also was named to the 2010 class of Role Models by the Young Leadership Council, recognizing his commitment to his contributions to the enhancement of the community.

After graduating from Jesuit High School, Lauscha graduated from the University of Alabama with a degree in business. He has also received a Masters of Business Administration from Loyola University in New Orleans and is a licensed Certified Public Accountant. Prior to joining the Saints, Lauscha worked as the club's auditor for four years while working for a national accounting firm.

Lauscha and his wife Jennifer, have a son, Dennis Patrick, Jr., and a daughter, Evelyn Anne.



## Ben HALES

VICE PRESIDENT OF MARKETING  
AND BUSINESS DEVELOPMENT

With a wide-range of responsibilities that includes overseeing the majority of the club's marketing initiatives, Ben Hales enters his 11th season with the Saints and fifth since being promoted to Vice President of Marketing and Business Development.

On a daily basis, Hales directs the Saints' marketing, sponsorship efforts and sales staff. He's also intricately involved in the club's critical planning of short-term and long-range marketing efforts. Hales' duties also entails stadium operations at the Superdome, corporate partnerships, broadcasting partnerships, promotions, advertising, special events and youth programs.

Hales has helped create and implement a variety of innovative opportunities for local and national partners to build relationships with the club, including the

development of Patron Saints Partners, a premium sponsorship program. Under his direction the club has added a sponsorship and fulfillment department, to ensure corporate partners receive the highest level of service.


The Saints have significantly increased the number and variety of television and radio programs in the last few years after Hales assumed the role of the club's primary programming negotiator. In addition to three weekly in-season television programs, the Saints now produce numerous specials that have aired on three different local television stations throughout each season.

In 2006, the Saints achieved the first season ticket sellout in team history, a feat the team has equaled prior to the last two seasons. The club was named the 2006 Marketer of the Year by the American Marketing Association's New Orleans regional chapter and also received the 2007 MAX Award for its 2006 "Winning Is An Attitude" advertising campaign.

Hales joined the Saints in 2000 as a corporate sales account executive. In 2001, he was promoted to corporate sales and broadcasting manager before becoming a director the following year and assuming the responsibilities of business and marketing operations.

Prior to joining the Saints, Hales worked in television advertising in the New Orleans market. In addition to his community efforts on behalf of the team, Hales is a member of the New Orleans City Park Board of Commissioners, the People's Health Champions Selection Committee and the Super Bowl XLVII Host Committee Executive Committee.

A native of New Orleans and a longtime Saints terrace and plaza level season ticket holder before joining the club, Hales earned a degree in English from the University of Mississippi in 1996. Hales, his wife, Kendall, and daughters Madison and Caroline live in New Orleans.



**Vicky**  
**NEUMEYER**  
VICE PRESIDENT/  
GENERAL COUNSEL

Providing comprehensive legal consultation and services to the club's executive staff and assuring compliance in all of the organization's business endeavors, Vicky Neumeyer has been a key member of the club's front office since joining the Saints in 2000 and was promoted to vice president/general counsel in 2006.

Her myriad of responsibilities include drafting key documents - including leases, sponsorship agreements and broadcast contracts - identifying and analyzing legal issues and presenting comprehensive recommendations.



# ADMINISTRATION

A member of the Louisiana and federal bars, prior to joining the Saints, Neumeyer spent over five years as an in-house corporate litigation attorney for Exxon. Previously she served as a judicial clerk for the Supreme Court of Louisiana and was in private practice as a consultant to major corporate clients and law firms.

Neumeyer possesses extensive experience in Sports Law, including antitrust, labor and organizational matters. She also has a comprehensive background in CAD engineering, software development firm drafting, negotiating contracts worldwide, copyrighting and in handling legal business issues.

In 2004, Neumeyer was selected by the Saints to attend the Stanford Business School's Executive Education NFL-Stanford Program for Managers, an educational program and honor known league-wide as an important training ground for promising executives. She has also been invited to speak at several venues, including Harvard Law School, The Sports Lawyer's Association annual conferences, American Bar Association programs, Tulane Law School, and Loyola Law School.

After completing her undergraduate work Summa Cum Laude at the University of Wisconsin, Neumeyer earned a Master of Science Degree in Audiology at the school. She graduated with honors from Loyola Law School in 1989 and attained a Master of Law with Distinction with a dual emphasis in Intellectual Property Law and Sports Law in 1998.

Neumeyer and her husband, Jeff, have two daughters: Mary Rose and Jill Marie.



**Michael**  
**STANFIELD**  
VICE PRESIDENT OF  
TICKET AND SUITE SALES

Entering his 11th season with the club, Michael Stanfield is responsible for all of the Saints' consumer marketing efforts - directing the sale of season and group tickets, supervising the lease of the Superdome's luxury suites, overseeing the sale of all team merchandise as well as maintaining the club's high standards of customer service and retention.

Under his direction, the team has surpassed the majority of the club's ticket sales milestones, including selling out on a season-ticket basis for the first time in franchise history in 2006 - a feat that has reached five-straight seasons. In 2008 and 2009, the club leased every Superdome suite as well. Saints official merchandise has grown annually into the NFL's top seller, and Stanfield also supervises the ticket, suite sales and box office personnel on a daily basis.

Since Stanfield's arrival in 2000, the Saints have sold out every contest in the

Superdome but one. Prior to the 2006 season, an innovative season-ticket marketing program fueled the rise to filling the stadium on a season-ticket basis. Fans on all economic levels were reached to both retain existing accounts and cultivate new ones, and those efforts have built a waiting list that has continued to grow for season tickets for the first time in franchise history.

Stanfield has instituted a direct mail and an email database to generate ticket sales and excitement surrounding the club and initiated other creative promotional campaigns.

Stanfield has spearheaded another innovative program unique to the sports industry in launching and supervising an advertising sales staff for WVUE-TV, which was purchased by Saints Owner Tom Benson in 2008

A veteran of 23 years in the sports industry, Stanfield was promoted to vice president after serving as director of ticket sales and operation services for the Saints from 2000-05. The accomplishments of the Ticket & Suite Sales Dept. were many under Stanfield's direction in his initial six years with the Saints, as the club posted a 36-straight game sellout streak and reached the former club-record of 53,000 season-ticket holders in 2003.

In 2007, Stanfield completed the Stanford Business School's Executive Education NFL-Stanford Program for Managers, an educational program and honor known league-wide as an important training ground for promising executives.

Stanfield is on the Board of Directors for the Saints Hall of Fame, and a member of the Super Bowl XLVII Host Committee Executive Committee and National Sports Forum Steering Committee. A sports industry public speaker, Stanfield has given presentations at many national events.

In prior work experience, he was Director of Ticket Sales for the Detroit Tigers from 1998-99, with the Major League Baseball club achieving a then-club record for ticket revenue over a two-year span.

Stanfield previously served as the Director of Ticket Sales for the Detroit Vipers in 1997, supervising sales and marketing for the International Hockey League club. That season, the Vipers led the IHL in attendance, averaging over 18,000 per game.

His stint with the Tigers was Stanfield's second in Major League Baseball, as he was a member of the ticket sales staff for the Florida Marlins in 1993, the club's inaugural season.

A graduate of St. Leo University (Fla.), Stanfield and his wife, Stacey, have a daughter, Olivia Grace and live in Kenner.

# ADMINISTRATION



**JAQUELINE ALFORD**  
Ticket Sales  
Account  
Executive



**ELICIA BROUSSARD-SHERIDAN**  
Assistant  
Director of  
Community  
Affairs



**CHARLENE BROWN**  
Receptionist



**JEANNE BROWN**  
Executive  
Assistant to  
EVP/CFO



**AUSTIN BULL**  
Ticket Sales  
Account  
Executive



**TRAVIS BURGETT**  
Senior Sales  
Manager



**JARED CAPOZZI**  
Ticket Sales  
Account  
Executive



**JOE CHAVIS**  
Customer  
Service  
Representative



**CHRIS CORDARO**  
Corporate Sales  
Account  
Executive



**JEAN-PAUL DARDENNE**  
Director of  
Corporate  
Partnerships



**KEIRA DURRETTE**  
Corporate  
Partnerships  
Service  
Manager



**ART FLOREZ**  
Executive  
Assistant to the  
Owner/EVP



**THOMAS HAN**  
Customer  
Service  
Representative



**CINDY HART**  
Dir. of Suite  
Sales &  
Services and  
Special Events



**DEREK HENDERSON**  
Corporate Sales  
Account  
Executive



**STACEY HESS**  
Receptionist



**JOSH HIGHNOTE**  
Operations  
Assistant



**BRITTANY HOARD**  
Accounting  
Intern



**DERICK JAMES**  
Box Office  
Manager



**NICK KARL**  
Director of  
Community  
Affairs

# ADMINISTRATION



**MICHAEL  
LEWIS**

Ambassador



**R.J.  
MATA**

Corporate Sales  
Account Executive



**HEATHER  
METZINGER**

Director of  
Entertainment



**RYAN  
MURPHY**

Youth Programs  
Manager




**STEPHEN  
PATE**

Operations  
Manager



**MISSY  
PENDER**

Manager of  
Suite Services



**WHITNEY-LEHR  
RAY**

Corporate  
Partnerships  
Service  
Assistant



**A.J.  
RIZZO**

Ticket Sales  
Account  
Executive



**JAY  
ROMIG**

Administrative  
Director



**ANGEL  
SUHOR**

Customer  
Service  
Representative




**TIFFANY  
TAFFARO**

Account  
Executive



**IAN  
TIGCHELAAR**

Director of  
Business/  
Marketing  
Operations



**JASON  
TROSCLAIR**

Director of  
Youth Programs



**JUSTIN  
VARNUM**

Director of  
Ticket  
Operations

# ADMINISTRATION

## BUSINESS OFFICE STAFF



**JOHN  
BERFECT**

Mail Clerk



**TYLER  
COCEK**

Staff  
Accountant



**MARGARET  
LEWIS**

Assistant  
Comptroller



**LAURA  
RUSSETT**

Human  
Resources  
Coordinator



**CHARLEEN  
SHARPE**

Comptroller

## FACILITIES STAFF



**TERRY  
ASHBURN**

Facilities  
Manager



**LESTER  
VALLET JR.**

Assistant  
Facilities  
Manager



**WADE  
VICKNAIR**

Grounds  
Superintendent

## INFORMATION TECHNOLOGY STAFF



**JODY  
BARBIER**

IS/Applications  
Support  
Manager



**JEFF  
HUFFMAN**

IT Network  
Manager



**CHAD  
VINCENT**

Graphic  
Designer



## NEW ORLEANS SAINTS COMMUNITY AFFAIRS

For the New Orleans Saints Community Affairs Dept., every day is game day. Kickoffs come each morning, when the club and its players put in the tireless work to make a positive impact on the people of New Orleans and the Gulf South region. This dedication to the less fortunate and to charitable causes has been a defining trait of Tom Benson's tenure as Owner. From top management and moving through the team's coaches, players and staff, the organization makes a concerted effort to be a visible and accessible to members of the community, with a hands-on approach toward charitable outreach. But these efforts are sparked by more than the desire to be seen - the Saints are firmly focused on making a positive, lasting impact.

## SPECIAL ATTENTION TO YOUTH & EDUCATION

The Saints organization understands that our children represent the community's hope for the future, and the Community Affairs Department has targeted youth programs and education as primary impact areas in giving back to New Orleans and the Gulf South region. Saints players visit New Orleans area schools each week during the season as part of the club's Rotolo's Literacy Program and Chevron Energy Efficiency Program. The club also partners with youth-oriented charities such as the Boys & Girls Clubs, Special Olympics, Boys and Girls Scouts, the United Way, Early Childhood and Family Learning Foundation, Wetland Watchers, Children's Pressline and the NFL YET Center. The Saints donated \$100,000 to renovate the YET Center following the Hurricane.

The Saints reach out to thousands of youngsters each year through programs like the Gatorade Junior Training Camp, Saints Experience and the Tackle Football Program. The club is highly involved with the NFL's Junior Player Development Program in New Orleans Public Schools, and supports all of the league's youth initiatives. Over the summer in 2010, the Saints teamed up with the United Way for Greater New Orleans to provide 15 youth football and life skills clinics, free of charge.





# COMMUNITY AFFAIRS


## CARE & COMPASSION FOR THE ENTIRE COMMUNITY

While supporting youth and education is the club's chief community focus, the Saints haven't limited their resources. The club also works closely with the Council on Alcohol and Drug Abuse for Greater New Orleans, the American Red Cross in Southeast Louisiana, Make-A-Wish Foundation, Second Harvest Food Bank, and Bridge House. Each year, millions of dollars are placed back into the community by the Saints through the donation of cash, goods and services.

Most recently, the club started a raffle with the prize of a Super Bowl ring in order to raise money for those affected by the oil spill in the Gulf of Mexico.

Encouraged by the Community Affairs Department, Saints players also provide hundreds of less fortunate families a holiday dinner with all the trimmings as part of the team's annual Thanksgiving benefit at Dryades YMCA. In addition, several Saints players take underprivileged children on holiday shopping spree at their own expense.

Whether through financial support, in-kind donations, charitable appearances or just lending an oversized helping hand, the New Orleans Saints and its Community Affairs Department are there for the Greater New Orleans and Gulf South community, where every day is game day.



# YOUTH PROGRAMS

## NEW ORLEANS SAINTS YOUTH PROGRAMS

The New Orleans Saints Youth Programs Department maintains an active presence in the community throughout the year, bringing NFL excitement to children who may not have the opportunity to experience the thrill of a Saints' football game in person.

The Saints reach thousands of children through programs such as the Gatorade Junior Training Camp, the Saints Experience, the United Way Community Patrol and the High School Seven on Seven Tournament. The club is also highly involved with the NFL's High School Player Development Program and supports all of the league's youth initiatives such as NFL FLAG, Punt, Pass and Kick and USA Football's Coaching School and State Forum.

The club also honors area high school coaches through the Saints NFL High School Coach of the Week program, which provides \$1,000 to each of the coach's respective football programs.

The Saints Youth Task Force meets monthly and addresses issues facing today's youth football programs. These efforts positively impact the growth and direction of football for youngsters in the community.

The Youth Programs Department is also influential in the Hurricane Katrina recovery process, helping raise thousands of dollars through the NFL Player Matching Grant program. In conjunction with the NFL Youth Football Fund, the monies were contributed to youth football organizations throughout the region.





# RECORDS



## Scoring

	TD	PAT	FG	Total
1. Morten Andersen (1982-94)	0	412	302	1,318
2. John Carney (2001-06)	0	211	150	661
3. Doug Brien (1995-2000)	0	144	123	513
4. Deuce McAllister (2001-08)	55	0	0	330
5. Dalton Hilliard (1986-93)	53	0	0	318
6. Joe Horn (2000-06)	50	3*	0	306
7. Eric Martin (1985-93)	48	0	0	288
8. Charlie Durkee (1967-68, 71-72)	0	87	52	243
9. Danny Abramowicz (1967-73)	37	0	0	222
10. Tony Galbreath (1976-80)	33	1	2	205

\* – Two-point conversions

## Touchdowns

1. Deuce McAllister (2001-08)	55
2. Dalton Hilliard (1986-93)	53
3. Joe Horn (2000-06)	50
4. Eric Martin (1985-93)	48
5. Danny Abramowicz (1967-73)	37
<b>6t. Marques Colston (2006- )</b>	<b>33</b>
6t. Tony Galbreath (1976-80)	33
<b>8. Reggie Bush (2006- )</b>	<b>32</b>
9. Wayne Wilson (1979-86)	30
10. Chuck Muncie (1976-80)	29

## Rushing Yards

	Att.	Yards	Avg.	Long	TD
1. Deuce McAllister (2001-08)	1,429	6,096	4.3	76t	49
2. George Rogers (1981-84)	995	4,267	4.3	79t	23
3. Dalton Hilliard (1986-93)	1,126	4,164	3.7	65t	39
4. Rueben Mayes (1986-88, 90)	837	3,408	4.1	50	23
5. Chuck Muncie (1976-80)	788	3,393	4.3	69t	28
6. Ricky Williams (1999-2001)	814	3,129	3.8	46	16
7. Tony Galbreath (1976-80)	760	2,865	3.8	74t	27
8. Mario Bates (1994-97)	678	2,554	3.8	74t	21
9. Wayne Wilson (1979-86)	658	2,462	3.7	41t	16
10. Archie Manning (1971-75, 77-82)	357	2,058	5.8	27	18

## Passing Yards

	Yards	Att.	Comp.	Pct.	TD	Int.
1. Archie Manning (1971-75, 77-82)	21,734	3,335	1,849	55.4	115	156
2. Aaron Brooks (2000-05)	19,156	2,771	1,563	56.4	120	84
<b>3. Drew Brees (2006- )</b>	<b>18,298</b>	<b>2,355</b>	<b>1,572</b>	<b>66.8</b>	<b>122</b>	<b>57</b>
4. Bobby Hebert (1985-89, 91-92)	14,630	2,055	1,202	58.5	85	75
5. Jim Everett (1994-96)	10,622	1,571	958	61.0	60	48
6. Billy Kilmer (1967-70)	7,490	1,116	592	53.0	47	62
7. Dave Wilson (1981, 83-88)	6,987	1,039	551	53.0	36	55
8. Steve Walsh (1990-93)	3,879	620	336	54.2	25	22
9. Ken Stabler (1982-84)	3,670	570	326	57.2	17	33
10. Billy Joe Tolliver (1998-2000)	3,343	467	249	53.3	15	20

## Passing Touchdowns

	TD	Att.	Comp.	Yards	Pct.	Int.
<b>1. Drew Brees (2006- )</b>	<b>122</b>	<b>2,355</b>	<b>1,572</b>	<b>18,298</b>	<b>66.8</b>	<b>57</b>
2. Aaron Brooks (2000-05)	120	2,771	1,563	19,156	56.4	84
3. Archie Manning (1971-75, 77-82)	115	3,335	1,849	21,734	55.4	156
4. Bobby Hebert (1985-89, 91-92)	85	2,055	1,202	14,630	58.5	75
5. Jim Everett (1994-96)	60	1,571	958	10,622	61.0	48
6. Billy Kilmer (1967-70)	47	1,116	592	7,490	53.0	62
7. Dave Wilson (1981, 83-88)	36	1,039	551	6,987	53.0	55
8. Steve Walsh (1990-93)	25	620	336	3,879	54.2	22
9. Ken Stabler (1982-84)	17	570	326	3,670	57.2	33
10. Bobby Scott (1973-82)	15	500	237	2,781	47.4	28
Billy Joe Tolliver (1998-2000)	15	467	249	3,343	53.3	20

# CAREERLEADERS

## Receptions

	Rec.	Yards	Avg.	Long	TD
1. Eric Martin (1985-93)	532	7,854	14.8	84	48
2. Joe Horn (2000-06)	523	7,622	14.6	72t	50
3. Danny Abramowicz (1967-73)	309	4,875	15.8	80t	37
4. <b>Marques Colston (2006- )</b>	<b>285</b>	<b>4,074</b>	<b>14.3</b>	<b>86t</b>	<b>33</b>
5. Tony Galbreath (1976-80)	284	2,221	7.8	38	6
6. Quinn Early (1991-95)	270	3,758	13.9	70t	25
7. Hobby Brenner (1981-93)	267	3,849	14.4	57	21
8. <b>Reggie Bush (2006- )</b>	<b>260</b>	<b>1,934</b>	<b>7.4</b>	<b>74</b>	<b>11</b>
9. Dalton Hilliard (1986-93)	249	2,233	9.0	54t	14
10. Deuce McAllister (2001-08)	234	1,720	7.4	39	5

## ReceivingYards

	Yards	Rec.	Avg.	Long	TD
1. Eric Martin (1985-93)	7,854	532	14.8	84	48
2. Joe Horn (2000-06)	7,622	523	14.6	72t	50
3. Danny Abramowicz (1967-73)	4,875	309	15.8	80t	37
4. <b>Marques Colston (2006- )</b>	<b>4,074</b>	<b>285</b>	<b>14.3</b>	<b>86t</b>	<b>33</b>
5. Hobby Brenner (1981-93)	3,849	267	14.4	57	21
6. Quinn Early (1991-95)	3,758	270	13.9	70t	25
7. Henry Childs (1974-80)	3,224	207	15.6	59t	27
8. <b>Devery Henderson (2004- )</b>	<b>3,094</b>	<b>157</b>	<b>19.7</b>	<b>86t</b>	<b>16</b>
9. Wes Chandler (1978-81)	2,801	182	15.4	85t	15
10. Donté Stallworth (2002-05)	2,791	195	14.3	76t	23

## PuntingAverage (minimum 50 attempts)

	No.	Avg.	Long
1. Mark Royals (1997-98)	176	45.8	66
2. Mitch Berger (2003-05)	227	43.7	69
3. <b>Thomas Morstead (2009- )</b>	<b>58</b>	<b>43.6</b>	<b>60</b>
4. Steve Weatherford (2006-08)	166	43.5	61
5. Tommy Barnhardt (1987, 89-94, 99)	515	42.5	65
6. Tom McNeill (1967-69)	130	42.3	81
7. Brian Hansen (1984-88)	363	42.0	66
8. Steve O'Neal (1973)	81	41.7	71
9. Toby Gowin (2000-02)	211	41.6	62
10. Julian Fagan (1970-72)	225	41.6	71

## PuntReturnAverage (minimum 20 returns)

	No.	Yds.	Avg.	Long	TD
1. Mel Gray (1986-88)	49	657	13.4	80	1
2. Andre Hastings (1997-99)	23	305	13.3	76	0
3. Eric Guliford (1997-98)	57	599	10.5	40	0
4. Michael Lewis (2001-06)	142	1,482	10.4	83t	1
5. Howard Stevens (1973-74)	54	547	10.1	40	0
6. Pete Athas (1976)	35	332	9.5	67	0
7. Chad Morton (2000)	30	278	9.3	51	0
8. Tyrone Hughes (1993-96)	116	1,060	9.1	83t	2
9. Jitter Fields (1984)	27	236	8.7	61	0
10. Jeff Groth (1981-85)	104	887	8.5	36	0

## KickoffReturnAverage (minimum 25 returns)

	No.	Yds.	Avg.	Long	TD
1. <b>Courtney Roby (2008- )</b>	<b>61</b>	<b>1,626</b>	<b>26.7</b>	<b>97t</b>	<b>1</b>
2. Walt Roberts (1967)	28	737	26.3	91t	1
3. John Gilliam (1967-68, 1977)	31	809	26.1	94t	1
4. Eric Guliford (1997-98)	61	1,559	25.6	102t	1
5. Tyrone Hughes (1993-96)	229	5,717	25.0	99t	3
6. <b>Pierre Thomas (2007- )</b>	<b>68</b>	<b>1,677</b>	<b>24.7</b>	<b>88</b>	<b>0</b>
7. Michael Lewis (2001-06)	243	5,903	24.3	97t	3
8. Deuce McAllister (2001-08)	45	1,091	24.2	63	0
9. Gene Howard (1968-69)	32	760	23.8	86	0
10. Margene Adkins (1972)	43	1,020	23.7	61	0

## Interceptions

	No.	Yds.	Avg.	Long	TD
1. Dave Waymer (1980-89)	37	395	10.7	44	0
2. Tommy Myers (1972-81)	36	621	17.3	97t	2
3. Sammy Knight (1997-2002)	28	464	16.6	91t	4
4. Gene Atkins (1987-93)	21	324	15.4	79	0
5. Dave Whitsell (1967-69)	19	236	12.4	41t	2
6. Johnnie Poe (1981-87)	17	267	15.7	40t	2
7. Toi Cook (1987-93)	16	280	17.5	63t	2
8. Brett Maxie (1985-93)	15	206	13.7	50t	3
Ernie Jackson (1972-77)	15	187	12.5	46	0
10. Mike McKenzie (2004-09)	13	267	20.5	75t	2
Fred Thomas (2000-07)	13	140	10.8	43	0

## Quarterback Sacks (since 1982)

	No
1. Rickey Jackson (1981-93)	115.0
2. Wayne Martin (1989-99)	82.5
3. Pat Swilling (1986-92)	76.5
4. Frank Warren (1981-89, 91-94)	52.5
5. Joe Johnson (1994-98, 2000-01)	50.5
6. La'Roi Glover (1997-2001)	50.0
<b>7. Will Smith (2004- )</b>	<b>49.5</b>
8. Charles Grant (2002-09)	47.0
9. Jim Wilks (1981-93)	45.5
10. Renaldo Turnbull (1990-96)	44.5
Darren Howard (2000-05)	44.5

## Field Goals

	Att.	Made	Pct.	Long
1. Morten Andersen (1982-94)	389	302	.776	60
2. John Carney (2001-06, 09)	197	163	.827	53
3. Doug Brien (1995-2000)	149	123	.826	56
4. Charlie Durkee (1967-68, 71-72)	101	52	.515	47
5. Tom Dempsey (1969-70)	75	40	.533	63
6. Rich Szaro (1975-78)	57	37	.649	50
7. Bill McClard (1973-75)	45	23	.511	47
Benny Ricardo (1980-81)	42	23	.548	47
<b>9. Garrett Hartley (2008- )</b>	<b>24</b>	<b>22</b>	<b>.917</b>	<b>47</b>
10. Garo Yepremian (1979)	16	12	.750	44

## Games Played (minimum 100)

	No.		No.
1. K Morten Andersen (1982-94)	196	23. S Brett Maxie (1985-93)	118
2. LB Rickey Jackson (1981-93)	195	DE Charles Grant (2002-09)	118
3. DE Frank Warren (1981-89, 91-94)	189	25. P Tommy Barnhardt (1987, 89-94, 99)	110
4. T Stan Brock (1980-92)	186	26. T Dave Lafary (1977-85)	109
5. DT/DE Jim Wilks (1981-93)	183	CB Fred Thomas (2000-07)	109
6. TE Hoby Brenner (1981-93)	175	28. RB Dalton Hilliard (1986-93)	108
7. DT Wayne Martin (1989-99)	171	29. LB Pat Swilling (1986-92)	107
8. DT Derland Moore (1973-85)	170	S Gene Atkins (1987-93)	107
9. G/T Jim Dombrowski (1986-96)	151	31. G Jake Kupp (1967-75)	106
10. DB Dave Waymer (1980-89)	149	DE Joe Johnson (1994-2001)	106
11. LS Kevin Houser (2000-08)	144	K John Carney (2001-06, 09)	106
12. WR Eric Martin (1985-93)	143	34. DE Willie Whitehead (1999-06)	105
13. C Joel Hilgenberg (1984-93)	142	35. DE/LB Renaldo Turnbull (1990-96)	104
14. C John Hill (1975-84)	138	36. DT Elex Price (1973-80)	103
15. S Tommy Myers (1972-81)	136	37. DE/DT Bruce Clark (1982-88)	102
16. QB Archie Manning (1971-75, 77-82)	134	WR Joe Horn (2000-06)	102
TE John Tice (1983-92)	134	39. TE Larry Hardy (1978-85)	101
18. LB Sam Mills (1986-94)	133	CB Toi Cook (1987-93)	101
19. T William Roaf (1993-2001)	131	41. RB Wayne Wilson (1979-86)	100
20. LB Joe Federspiel (1972-80)	130	CB Johnnie Poe (1981-87)	100
21. RB Fred McAfee (1991-93, 2000-06)	122	C Jerry Fontenot (1997-2003)	100
22. LB Vaughan Johnson (1986-93)	120		



# YEARLY LEADERS

## Scoring

	TD	PAT	FG	Points
1967 — Charlie Durkee .....	-	27-27	14-32	69
1968 — Charlie Durkee .....	-	27-27	19-37	84
1969 — Tom Dempsey .....	-	33-35	22-41	99
1970 — Tom Dempsey .....	-	16-17	18-34	70
1971 — Charlie Durkee .....	-	24-25	16-23	72
1972 — Danny Abramowicz .....	7	-	-	42
1973 — Bill McClard .....	-	9-9	13-24	48
1974 — Bill McClard .....	-	19-20	9-16	46
1975 — Rich Szaro .....	-	17-17	10-16	47
1976 — Rich Szaro .....	-	18-23	25-29	79
1977 — Henry Childs .....	9	-	-	54
1978 — Tony Galbreath .....	7	0-1	-	42
Chuck Muncie .....	7	-	-	42
1979 — Garo Yepremian .....	-	39-40	12-16	75
1980 — Benny Ricardo .....	-	31-34	10-17	61
1981 — George Rogers .....	13	-	-	78
1982 — Wayne Wilson .....	5	-	-	30
1983 — Morten Andersen .....	-	37-38	18-24	91
1984 — Morten Andersen .....	-	34-34	20-27	94
1985 — Morten Andersen .....	-	27-29	31-35	120
1986 — Morten Andersen .....	-	30-30	26-30	108
1987 — Morten Andersen .....	-	37-37	28-36	121
1988 — Morten Andersen .....	-	32-33	26-36	110
1989 — Dalton Hilliard .....	18	-	-	108
1990 — Morten Andersen .....	-	29-29	21-27	92
1991 — Morten Andersen .....	-	38-38	25-32	113
1992 — Morten Andersen .....	-	33-34	29-34	120
1993 — Morten Andersen .....	-	33-33	28-35	117
1994 — Morten Andersen .....	-	32-32	28-39	116
1995 — Doug Brien .....	-	16-16	12-17	52
1996 — Doug Brien .....	-	18-18	21-25	81
1997 — Doug Brien .....	-	22-22	23-27	91
1998 — Doug Brien .....	-	31-31	20-22	91
1999 — Doug Brien .....	-	20-21	24-29	92
2000 — Doug Brien .....	-	37-37	23-29	106
2001 — John Carney .....	-	32-32	27-31	113
2002 — John Carney .....	-	37-37	31-35	130
2003 — John Carney .....	-	36-37	22-30	102
2004 — John Carney .....	-	38-38	22-27	104
2005 — John Carney .....	-	22-22	25-32	97
2006 — John Carney .....	-	46-47	23-25	115
<b>2007 — Marques Colston .....</b>	<b>11</b>	-	-	<b>66</b>
<b>2008 — Pierre Thomas .....</b>	<b>12</b>	-	-	<b>72</b>
2009 — John Carney .....	-	50-52	13-17	89

## Rushing Yards

	Att.	Yds.	Avg.	Long	TD
1967 — Jim Taylor .....	130	390	3.0	16	2
1968 — Don McCall .....	155	637	4.1	48	4
1969 — Andy Livingston .....	181	761	4.2	18	5
1970 — Tony Baker .....	82	337	4.1	29	1
1971 — Jim Strong .....	95	404	4.3	39	3
1972 — Bob Gresham .....	121	381	3.1	23	3
1973 — Jess Phillips .....	198	663	3.3	20	0
1974 — Alvin Maxson .....	165	714	4.3	66t	2
1975 — Mike Strachan .....	161	668	4.1	21	2
1976 — Chuck Muncie .....	149	659	4.4	51	2
1977 — Chuck Muncie .....	201	811	4.0	36	6
1978 — Tony Galbreath .....	186	635	3.4	20t	5
1979 — Chuck Muncie .....	238	1,198	5.0	69t	11
1980 — Jimmy Rogers .....	80	366	4.6	24	1
1981 — George Rogers .....	378	1,674	4.4	79t	13
1982 — George Rogers .....	122	535	4.4	38	3
1983 — George Rogers .....	256	1,144	4.5	76t	5
1984 — George Rogers .....	239	914	3.8	28	2
1985 — Wayne Wilson .....	168	645	3.8	41t	1
1986 — Rueben Mayes .....	286	1,353	4.7	50	8
1987 — Rueben Mayes .....	243	917	3.8	38	5
1988 — Dalton Hilliard .....	204	823	4.0	36	5
1989 — Dalton Hilliard .....	344	1,262	3.7	40	13
1990 — Craig Heyward .....	129	599	4.6	47t	4

# YEARLY LEADERS

1991 — Fred McAfee	109	494	4.5	34	2
1992 — Vaughn Dunbar	154	565	3.7	25	3
1993 — Derek Brown	180	705	3.9	60	2
1994 — Mario Bates	151	579	3.8	40	6
1995 — Mario Bates	244	951	3.9	66t	7
1996 — Mario Bates	164	584	3.6	33	4
1997 — Ray Zellers	156	552	3.5	27	4
1998 — Lamar Smith	138	457	3.3	33	1
1999 — Ricky Williams	253	884	3.5	25	2
2000 — Ricky Williams	248	1,000	4.0	26t	8
2001 — Ricky Williams	313	1,245	4.0	46	6
2002 — Deuce McAllister	325	1,388	4.3	62	13
2003 — Deuce McAllister	351	1,641	4.7	76t	8
2004 — Deuce McAllister	351	1,074	4.0	71	9
2005 — Antowain Smith	166	659	4.0	42	3
2006 — Deuce McAllister	244	1,057	4.3	57	10
<b>2007 — Reggie Bush</b>	<b>157</b>	<b>581</b>	<b>3.7</b>	<b>22</b>	<b>4</b>
<b>2008 — Pierre Thomas</b>	<b>129</b>	<b>625</b>	<b>4.8</b>	<b>42t</b>	<b>9</b>
<b>2009 — Pierre Thomas</b>	<b>147</b>	<b>793</b>	<b>5.4</b>	<b>34t</b>	<b>6</b>

## Longest Rush

1967 — Don McCall, 48t at Washington 12/17
1968 — Don McCall, 48 vs. Washington 9/22
1969 — Tony Baker, 54 at St. Louis 11/2
1970 — Tony Baker, 27 at St. Louis 10/11
1971 — Jim Strong, 39 at San Francisco 11/14
1972 — Bill Butler, 27 at Atlanta 11/12
1973 — Archie Manning, 23 at L.A. Rams 11/11
1974 — Alvin Maxson, 66t vs. St. Louis 12/8
1975 — Steve Rogers, 22 vs. Chicago 12/21
1976 — Tony Galbreath, 74t at Kansas City 9/26
1977 — Chuck Muncie, 36 vs. L.A. Rams 10/30
1978 — Chuck Muncie, 28 at Atlanta 11/26
1979 — Chuck Muncie, 69t vs. Atlanta 9/2
1980 — Tony Galbreath, 26 at L.A. Rams 9/2
1981 — George Rogers, 79t at Cleveland 10/18
1982 — George Rogers, 38 at San Francisco 11/28
1983 — George Rogers, 76t vs. St. Louis 9/4
1984 — Hokie Gajan, 62t at Dallas 10/21
1985 — Earl Campbell, 45 at Atlanta 12/22
1986 — Rueben Mayes, 50 vs. New England 11/30
1987 — Rueben Mayes, 38 vs. San Francisco 10/25
1988 — Craig Heyward, 73t vs. L.A. Raiders 10/23
1989 — Dalton Hilliard, 40 vs. L.A. Rams 11/26
1990 — Gill Fenerty, 60t at L.A. Rams 12/9
1991 — Dalton Hilliard, 65t at Atlanta 9/29
1992 — Vaughn Dunbar, 25 at Atlanta 9/20
1993 — Lorenzo Neal, 74t at Atlanta 9/12
1994 — Mario Bates, 40 vs. Dallas 12/19
1995 — Mario Bates, 66t at New England 12/3
1996 — Ray Zellers, 63 vs. Chicago 10/13
1997 — Mario Bates, 74t vs. Detroit 9/21
1998 — Lamar Smith, 33 at Indianapolis 9/27
1999 — Billy Joe Tolliver, 33 at Chicago 10/3
2000 — Fred McAfee, 40 vs. Carolina 10/15; Jerald Moore, 40 vs. St. Louis 12/24
2001 — Deuce McAllister, 54t at Atlanta, 12/9
2002 — Deuce McAllister, 62 vs. Green Bay, 9/15
2003 — Deuce McAllister, 76t at Philadelphia, 11/23
2004 — Deuce McAllister, 71 at Carolina, 1/2/05
2005 — Antowain Smith, 42 vs. Chicago, 11/6
2006 — Deuce McAllister, 57 vs. Tampa Bay, 10/8
2007 — Aaron Stecker, 26 vs. Philadelphia, 12/23
<b>2008 — Reggie Bush, 43 vs. Atlanta, 12/7</b>
<b>2009 — Reggie Bush, 55 at St. Louis, 11/15</b>

## Passing Yards

	Att.	Comp.	Yards	Pct.	Long	Int	TD
1967 — Gary Cuozzo	260	134	1,562	51.5	49	12	7
1968 — Billy Kilmer	315	167	2,060	53.0	51	17	15
1969 — Billy Kilmer	360	193	2,532	53.6	52	17	20
1970 — Billy Kilmer	237	135	1,557	56.9	46	17	6
1971 — Edd Hargett	210	96	1,191	45.7	49	5	6
1972 — Archie Manning	448	230	2,781	51.3	66t	21	18
1973 — Archie Manning	267	140	1,642	52.4	65t	12	10

# YEARLY LEADERS

1974	— Archie Manning	261	134	1,429	51.3	79t	16	6
1975	— Archie Manning	338	159	1,685	47.0	71t	17	7
1976	— Bobby Douglass	212	103	1,288	48.6	74	8	4
1977	— Archie Manning	205	113	1,284	55.1	59t	9	8
1978	— Archie Manning	471	291	3,416	61.8	71t	16	17
1979	— Archie Manning	420	252	3,169	60.0	85	20	15
1980	— Archie Manning	509	309	3,716	60.7	56	20	23
1981	— Archie Manning	232	134	1,447	57.8	55	11	5
1982	— Ken Stabler	189	117	1,343	61.9	48	10	6
1983	— Ken Stabler	311	176	1,988	56.6	48	18	9
1984	— Richard Todd	312	161	2,178	51.6	74	19	11
1985	— Dave Wilson	293	145	1,843	49.5	50	15	11
1986	— Dave Wilson	342	189	2,353	55.3	63t	12	7
1987	— Bobby Hebert	294	164	2,119	55.8	67	9	15
1988	— Bobby Hebert	478	280	3,156	58.6	40t	15	20
1989	— Bobby Hebert	353	222	2,686	62.9	54t	15	15
1990	— Steve Walsh	327	175	1,970	53.5	58	13	12
1991	— Bobby Hebert	248	149	1,676	60.1	65t	8	9
1992	— Bobby Hebert	422	249	3,287	59.0	72t	16	19
1993	— Wade Wilson	388	221	2,457	57.0	42t	15	12
1994	— Jim Everett	540	346	3,855	64.1	78t	18	22
1995	— Jim Everett	567	345	3,970	60.8	70t	14	26
1996	— Jim Everett	464	267	3,117	57.5	51	16	12
1997	— Heath Shuler	203	106	1,288	52.2	89t	14	2
1998	— Billy Joe Tolliver	199	110	1,427	55.3	82t	4	8
1999	— Billy Joe Tolliver	268	139	1,916	51.9	57	16	7
2000	— Jeff Blake	302	184	2,025	60.9	49t	9	13
2001	— Aaron Brooks	558	312	3,832	55.9	63	22	26
2002	— Aaron Brooks	528	283	3,685	53.6	64	15	27
2003	— Aaron Brooks	518	306	3,546	59.1	76t	8	24
2004	— Aaron Brooks	542	309	3,810	57.0	57	16	21
2005	— Aaron Brooks	431	240	2,882	55.7	66	17	13
<b>2006</b>	<b>— Drew Brees</b>	<b>554</b>	<b>356</b>	<b>4,418</b>	<b>64.3</b>	<b>86t</b>	<b>11</b>	<b>26</b>
<b>2007</b>	<b>— Drew Brees</b>	<b>652</b>	<b>440</b>	<b>4,423</b>	<b>67.5</b>	<b>58</b>	<b>18</b>	<b>28</b>
<b>2008</b>	<b>— Drew Brees</b>	<b>635</b>	<b>413</b>	<b>5,069</b>	<b>65.0</b>	<b>84t</b>	<b>17</b>	<b>34</b>
<b>2009</b>	<b>— Drew Brees</b>	<b>514</b>	<b>363</b>	<b>4,388</b>	<b>70.6</b>	<b>75t</b>	<b>11</b>	<b>34</b>

## Longest Pass Completion

1967	— 96, Billy Kilmer to Walter Roberts at Philadelphia 11/19
1968	— 51, Billy Kilmer to Jim Hester vs. Pittsburgh 12/15
1969	— 70, Jim Ninowski to Don Shy at L.A. Rams 10/5
1970	— 49, Edd Hargett to Bob Shaw at Cincinnati 11/29
1971	— 63, Archie Manning to Danny Abramowicz at Houston 10/3
1972	— 66t, Archie Manning to Dave Parks at N.Y. Giants 10/8
1973	— 65t, Archie Manning to Jubilee Dunbar at Los Angeles 11/11
1974	— 79t, Archie Manning to Bob Newland vs. Los Angeles 11/17
1975	— 71t, Archie Manning to Larry Burton vs. Atlanta 11/2
1976	— 74, Bobby Douglass to Tinker Owens vs. San Francisco 12/12
1977	— 59t, Archie Manning to Henry Childs vs. Green Bay 9/18
1978	— 71t, Archie Manning to Larry Hardy at Atlanta 11/26
1979	— 85, Archie Manning to Wes Chandler at San Francisco 9/23
1980	— 56, Archie Manning to Brooks Williams vs. Atlanta 10/19
1981	— 55, Archie Manning to Wayne Wilson at Cleveland 10/18
1982	— 48, Ken Stabler to Aundra Thompson at Chicago 9/19
1983	— 48, Ken Stabler to Kenny Duckett at L.A. Rams 9/11
1984	— 74, Richard Todd to Tyrone Young at Chicago 10/7
1985	— 76t, Bobby Hebert to Eugene Goodlow vs. San Francisco 12/15
1986	— 84, Bobby Hebert to Eric Martin vs. Green Bay 9/14
1987	— 82t, John Fourcade to Mike Waters vs. L.A. Rams 10/4
1988	— 40, Bobby Hebert to John Tice vs. Dallas 10/3
	40t, Bobby Hebert to Eric Martin vs. Denver 11/20
1989	— 54t, Bobby Hebert to Floyd Turner at Rams 10/22
	54t, John Fourcade to Dalton Hilliard at Buffalo 12/10
1990	— 68t, John Fourcade to Floyd Turner at Atlanta, 10/7
1991	— 65t, Bobby Hebert to Floyd Turner vs. Chicago, 10/27
1992	— 72t, Bobby Hebert to Wesley Carroll vs. Chicago, 9/13
1993	— 63t, Mike Buck to Quinn Early at Pittsburgh, 10/17
1994	— 78t, Jim Everett to Michael Haynes at Atlanta, 12/11
1995	— 70t, Jim Everett to Quinn Early vs. Atlanta, 9/17
1996	— 57t, Doug Nussmeier to Terry Guess vs. Atlanta, 12/8
1997	— 89t, Heath Shuler to Randal Hill at Chicago, 10/5
1998	— 89t, Kerry Collins to Andre Hastings vs. Dallas, 12/6
1999	— 90t, Billy Joe Hobert to Eddie Kennison vs. Atlanta, 10/10
2000	— 53t, Aaron Brooks to Willie Jackson vs. Oakland 11/19

# YEARLY LEADERS

- 2001 — 63, Aaron Brooks to Willie Jackson at San Francisco, 11/11  
 2002 — 64, Aaron Brooks to Jerome Pathon vs. Pittsburgh, 10/6  
 2003 — 76t, Aaron Brooks to Donté Stallworth vs. Dallas, 12/28  
 2004 — 57, Aaron Brooks to Joe Horn vs. Kansas City, 11/14  
 2005 — 66, Aaron Brooks to Devery Henderson at Minnesota, 9/25  
 2006 — 86t, Drew Brees to Marques Colston at Carolina, 10/1  
 2007 — 58, Drew Brees to David Patten at Tampa Bay, 9/16  
 2008 — 84t, Drew Brees to Devery Henderson vs. Tampa Bay, 9/7  
 2009 — 75t, Drew Brees to Devery Henderson vs. New England, 11/30

## Receiving Yards

	No.	Yds.	Avg.	Long	TD
1967 — Danny Abramowicz	50	721	14.4	80t	6
1968 — Danny Abramowicz	54	890	16.4	47t	7
1969 — Danny Abramowicz	73	1,015	13.9	49t	7
1970 — Danny Abramowicz	55	906	16.5	48	5
1971 — Danny Abramowicz	37	657	17.8	63	5
1972 — Bob Newland	47	579	12.3	42	2
1973 — John Beasley	31	280	9.0	22	1
1974 — Alvin Maxson	42	294	7.0	22	1
1975 — Alvin Maxson	41	234	5.7	33	0
1976 — Tony Galbreath	54	420	7.8	35	1
1977 — Tony Galbreath	41	265	6.5	30	0
1978 — Tony Galbreath	74	582	7.9	35	2
1979 — Wes Chandler	65	1,069	16.4	85	6
1980 — Wes Chandler	65	975	15.0	50	6
1981 — Jack Holmes	38	206	5.4	19	0
1982 — Jeff Groth	30	383	12.8	39	1
1983 — Jeff Groth	49	585	11.9	42	1
1984 — Hokie Gajan	35	288	8.2	51	2
1985 — Hoby Brenner	42	652	15.5	30	3
1986 — Mike Jones	48	625	13.0	45	3
1987 — Eric Martin	44	778	17.7	67	7
1988 — Eric Martin	85	1,083	12.7	40t	7
1989 — Eric Martin	68	1,090	16.0	53t	8
1990 — Eric Martin	63	912	14.5	58	5
1991 — Eric Martin	66	803	12.2	30	4
1992 — Eric Martin	68	1,041	15.3	52t	5
1993 — Eric Martin	66	950	14.4	54t	3
1994 — Quinn Early	82	894	10.9	33	4
1995 — Quinn Early	81	1,087	13.4	70t	8
1996 — Torrance Small	50	558	11.2	41	2
1997 — Randal Hill	55	761	13.8	89t	2
1998 — Sean Dawkins	53	823	15.5	64t	1
1999 — Eddie Kennison	61	835	13.7	90t	4
2000 — Joe Horn	94	1,340	14.3	52	8
2001 — Joe Horn	83	1,265	15.2	56	9
2002 — Joe Horn	88	1,312	14.9	63	7
2003 — Joe Horn	78	973	12.5	50t	10
2004 — Joe Horn	94	1,399	14.9	57	11
2005 — Donté Stallworth	70	945	13.5	43	7
2006 — Marques Colston	70	1,038	14.8	86t	8
2007 — Marques Colston	98	1,202	12.3	45	11
2008 — Lance Moore	79	928	11.7	70t	10
2009 — Marques Colston	70	1,074	15.3	68	9

## Receiving Average (minimum 20 receptions)

	No.	Yds.	Avg.	Long	TD
1967 — Ray Poage	24	380	15.8	65	0
1968 — Danny Abramowicz	54	800	16.5	47t	7
1969 — Al Dodd	37	600	16.2	52	1
1970 — Al Dodd	28	484	17.3	45t	1
1971 — Danny Abramowicz	37	657	17.8	63t	5
1972 — Danny Abramowicz	38	668	17.6	51	7
1973 — Jubilee Dunbar	23	447	19.4	65t	4
1974 — Bob Newland	27	490	18.1	79t	2
1975 — Paul Seal	28	414	14.8	38	1
1976 — Don Herrmann	34	535	15.7	57	0
1977 — Henry Childs	33	518	15.7	59t	9
1978 — Henry Childs	53	869	16.4	52	4
1979 — Henry Childs	51	846	16.6	51	5
1980 — Ike Harris	37	692	18.7	44t	6
1981 — Jeff Groth	20	380	19.0	54	1
1982 — Jeff Groth	30	383	12.8	39	1

# YEARLY LEADERS

1983 — Hoby Brenner	41	574	14.0	38t	3
1984 — Tyrone Young	29	597	20.6	74	3
1985 — Eugene Goodlow	32	603	18.8	76t	3
1986 — Eric Martin	37	675	18.2	84	5
1987 — Eric Martin	44	778	17.7	67	7
1988 — Eric Martin	85	1,083	12.7	40t	7
1989 — Brett Perriman	20	356	17.8	47	0
1990 — Floyd Turner	21	396	18.9	68t	4
1991 — Quinn Early	32	541	16.9	52	2
1992 — Quinn Early	30	556	18.9	59t	5
1993 — Quinn Early	45	670	14.9	63t	6
1994 — Torrance Small	49	719	14.7	75t	5
1995 — Michael Haynes	41	597	14.6	48	4
1996 — Michael Haynes	44	786	17.9	51	4
1997 — Andre Hastings	48	722	15.0	39	5
1998 — Keith Poole	24	509	21.2	82t	2
1999 — Keith Poole	42	796	19.0	67t	6
2000 — Joe Horn	94	1,340	14.3	52	8
2001 — Joe Horn	83	1,265	15.2	56	9
2002 — Jake Reed	21	360	17.1	54	3
2003 — Donté Stallworth	25	485	19.4	76t	3
2004 — Jerome Pathon	34	581	17.1	38	1
<b>2005 — Devery Henderson</b>	<b>22</b>	<b>343</b>	<b>15.6</b>	<b>66</b>	<b>3</b>
<b>2006 — Devery Henderson</b>	<b>32</b>	<b>745</b>	<b>23.3</b>	<b>76t</b>	<b>5</b>
<b>2007 — Devery Henderson</b>	<b>20</b>	<b>409</b>	<b>20.5</b>	<b>54</b>	<b>3</b>
<b>2008 — Devery Henderson</b>	<b>32</b>	<b>793</b>	<b>24.8</b>	<b>84t</b>	<b>3</b>
<b>2009 — Robert Meachem</b>	<b>45</b>	<b>722</b>	<b>16.0</b>	<b>54t</b>	<b>9</b>

## Punts

	No.	Yds.	Avg.	Long
1967 — Tom McNeill	74	3,174	42.9	66
1968 — Tom McNeill	49	2,009	41.0	58
1969 — Olie Cordill	42	1,719	40.9	58
1970 — Julian Fagan	77	3,269	42.5	64
1971 — Julian Fagan	77	3,188	41.4	64
1972 — Julian Fagan	71	2,899	40.8	71
1973 — Steve O'Neal	81	3,375	41.7	71
1974 — Tom Blanchard	88	3,704	42.1	71
1975 — Tom Blanchard	92	3,776	41.0	61
1976 — Tom Blanchard	101	3,974	39.3	63
1977 — Tom Blanchard	82	3,474	42.4	66
1978 — Tom Blanchard	84	3,532	42.0	61
1979 — Rick Partridge	57	2,330	40.9	61
1980 — Russell Erxleben	89	3,499	39.3	57
1981 — Russell Erxleben	66	2,672	40.5	60
1982 — Russell Erxleben	46	1,976	43.0	60
1983 — Russell Erxleben	74	3,034	41.0	60
1984 — Brian Hansen	69	3,020	43.8	66
1985 — Brian Hansen	89	3,763	42.3	58
1986 — Brian Hansen	81	3,456	42.7	66
1987 — Brian Hansen	52	2,104	40.5	60
1988 — Brian Hansen	72	2,913	40.5	64
1989 — Tommy Barnhardt	55	2,179	39.6	56
1990 — Tommy Barnhardt	70	2,990	42.7	65
1991 — Tommy Barnhardt	86	3,743	43.5	61
1992 — Tommy Barnhardt	67	2,947	44.0	62
1993 — Tommy Barnhardt	77	3,356	43.6	58
1994 — Tommy Barnhardt	67	2,920	43.6	57
1995 — Klaus Wilmsmeyer	73	2,965	40.6	53
1996 — Klaus Wilmsmeyer	87	3,551	40.8	63
1997 — Mark Royals	88	4,038	45.9	66
1998 — Mark Royals	88	4,017	45.6	64
1999 — Tommy Barnhardt	82	3,262	39.8	52
2000 — Toby Gowin	74	3,043	41.1	58
2001 — Toby Gowin	76	3,180	41.8	62
2002 — Toby Gowin	61	2,553	41.9	59
2003 — Mitch Berger	71	3,144	44.3	59
2004 — Mitch Berger	85	3,704	43.6	63
2005 — Mitch Berger	71	3,066	43.2	69
2006 — Steve Weatherford	77	3,369	43.8	59
2007 — Steve Weatherford	63	2,757	43.8	61
2008 — Steve Weatherford	26	1,094	42.1	61
<b>2009 — Thomas Morstead</b>	<b>58</b>	<b>2,528</b>	<b>43.6</b>	<b>60</b>

## Punt Returns

	No.	Yds.	Avg.	Long	TD
1967 — Walter Roberts . . . . .	11	50	4.5	11	0
1968 — John Gilliam . . . . .	15	60	4.0	21	0
1969 — Al Dodd . . . . .	15	106	7.1	21	0
1970 — Al Dodd . . . . .	14	129	9.2	41	0
1971 — Al Dodd . . . . .	13	88	6.8	14	0
1972 — Tommy Myers . . . . .	9	43	4.8	10	0
1973 — Howard Stevens . . . . .	17	171	10.1	37	0
1974 — Howard Stevens . . . . .	37	376	10.2	40	0
1975 — Gil Chapman . . . . .	17	207	12.2	42	0
1976 — Pete Athas . . . . .	35	332	9.5	67	0
1977 — Rich Mauti . . . . .	37	281	7.6	33	0
1978 — Wes Chandler . . . . .	34	233	6.9	32	0
1979 — Rich Mauti . . . . .	27	218	8.1	33	0
1980 — Rich Mauti . . . . .	11	111	10.1	18	0
1981 — Jeff Groth . . . . .	37	436	11.8	36	0
1982 — Jeff Groth . . . . .	21	144	6.9	18	0
1983 — Jeff Groth . . . . .	39	275	7.1	30	0
1984 — Jitter Fields . . . . .	27	236	8.7	61	0
1985 — Willie Tullis . . . . .	17	141	8.3	17	0
1986 — Eric Martin . . . . .	24	227	9.5	39	0
1987 — Mel Gray . . . . .	24	352	14.7	80	0
1988 — Mel Gray . . . . .	25	305	12.2	66t	1
1989 — Rod Harris . . . . .	27	196	7.3	20	0
1990 — Vince Buck . . . . .	37	305	8.2	33	0
1991 — Vince Buck . . . . .	31	260	8.4	52	0
1992 — Patrick Newman . . . . .	23	158	6.9	18	0
1993 — Tyrone Hughes . . . . .	37	503	13.6	83t	2
1994 — Tyrone Hughes . . . . .	21	143	6.8	35	0
1995 — Tyrone Hughes . . . . .	28	262	9.4	74	0
1996 — Tyrone Hughes . . . . .	30	152	5.1	16	0
1997 — Eric Guliford . . . . .	47	498	10.6	32	0
1998 — Andre Hastings . . . . .	22	307	14.0	76	0
1999 — Eddie Kennison . . . . .	35	258	7.4	18	0
2000 — Chad Morton . . . . .	30	278	9.3	51	0
2001 — Wane McGarity . . . . .	19	183	9.6	42	0
2002 — Michael Lewis . . . . .	44	625	14.2	83t	1
2003 — Michael Lewis . . . . .	30	275	9.2	27	0
2004 — Michael Lewis . . . . .	34	382	11.2	53	0
2005 — Az-Zahir Hakim . . . . .	34	260	7.6	42	0
<b>2006 — Reggie Bush . . . . .</b>	<b>28</b>	<b>216</b>	<b>7.7</b>	<b>65t</b>	<b>1</b>
<b>2007 — Lance Moore . . . . .</b>	<b>20</b>	<b>185</b>	<b>9.3</b>	<b>48</b>	<b>0</b>
<b>2008 — Reggie Bush . . . . .</b>	<b>20</b>	<b>270</b>	<b>13.5</b>	<b>71t</b>	<b>3</b>
<b>2009 — Reggie Bush . . . . .</b>	<b>27</b>	<b>130</b>	<b>4.8</b>	<b>23</b>	<b>0</b>

## Kickoff Returns

	No.	Yds.	Avg.	Long	TD
1967 — Walter Roberts . . . . .	28	737	26.3	91t	1
1968 — Gene Howard . . . . .	23	533	23.2	36	0
1969 — Tom Barrington . . . . .	17	394	23.2	54	0
1970 — Ken Burrough . . . . .	15	298	19.9	38	0
Al Dodd . . . . .	15	319	21.3	32	0
1971 — Virgil Robinson . . . . .	19	443	23.3	51	0
1972 — Margene Adkins . . . . .	43	1,020	23.7	61	0
1973 — Howard Stevens . . . . .	26	590	22.7	48	0
1974 — Howard Stevens . . . . .	33	749	22.7	41	0
1975 — Gil Chapman . . . . .	28	614	21.9	36	0
1976 — Tony Galbreath . . . . .	20	399	19.9	32	0
1977 — Rich Mauti . . . . .	27	609	22.6	38	0
1978 — Wes Chandler . . . . .	32	760	23.8	38	0
1979 — Rich Mauti . . . . .	36	801	22.2	39	0
1980 — Jimmy Rogers . . . . .	41	930	22.7	88	0
1981 — Wayne Wilson . . . . .	31	722	23.3	57	0
1982 — Aundra Thompson . . . . .	10	211	21.1	35	0
1983 — Kenny Duckett . . . . .	33	719	21.8	61	0
1984 — Kenny Duckett . . . . .	29	580	20.0	39	0
1985 — Edward Anthony . . . . .	23	476	20.7	52	0
Willie Tullis . . . . .	23	480	20.9	62	0
1986 — Mel Gray . . . . .	31	866	27.9	101t	1
1987 — Mel Gray . . . . .	30	636	21.2	43	0
1988 — Mel Gray . . . . .	32	670	20.9	39	0
1989 — Rod Harris . . . . .	19	378	19.9	39	0



# YEARLY LEADERS

1990 —	Gil Fenerty	28	572	20.4	58	0
1991 —	Gene Atkins	20	368	18.4	27	0
1992 —	Fred McAfee	19	393	20.7	38	0
1993 —	Tyrone Hughes	30	753	25.1	99t	1
1994 —	Tyrone Hughes	63	1,556	24.7	98t	2
1995 —	Tyrone Hughes	66	1,617	24.5	83	0
1996 —	Tyrone Hughes	70	1,791	25.6	58	0
1997 —	Eric Guliford	43	1,128	26.2	102t	1
1998 —	Qadry Ismail	28	590	21.1	39	0
1999 —	Dino Philyaw	53	1,165	22.0	55	0
2000 —	Chad Morton	44	1,029	23.4	68	0
2001 —	Deuce McAllister	45	1,091	24.2	63	0
2002 —	Michael Lewis	70	1,807	25.8	97t	2
2003 —	Michael Lewis	45	1,068	23.7	53	0
2004 —	Michael Lewis	51	1,215	23.8	96t	1
2005 —	Aaron Stecker	31	672	21.7	46	0
2006 —	Michael Lewis	37	914	24.7	51	0
<b>2007 —</b>	<b>Pierre Thomas</b>	<b>36</b>	<b>865</b>	<b>24.0</b>	<b>64</b>	<b>0</b>
<b>2008 —</b>	<b>Pierre Thomas</b>	<b>31</b>	<b>793</b>	<b>25.6</b>	<b>88</b>	<b>0</b>
<b>2009 —</b>	<b>Courtney Roby</b>	<b>42</b>	<b>1,154</b>	<b>27.5</b>	<b>97t</b>	<b>1</b>

## Interceptions

		No.	Yds.	Avg.	Long	TD
1967 —	Dave Whitsell	10	178	17.8	41t	2
1968 —	Dave Whitsell	6	44	7.3	32	0
1969 —	Elijah Nevett	3	20	6.7	20	0
1970 —	Hugo Hollas	5	79	15.8	29	0
1971 —	Delles Howell	5	120	24.0	60	0
	Hugo Hollas	5	56	11.2	25	0
1972 —	Bivian Lee	4	65	16.3	32	0
1973 —	Ernie Jackson	3	40	13.3	23	0
	Tommy Myers	3	33	11.0	20	0
	Jim Merlo	3	25	8.3	16	0
	Bivian Lee	3	23	7.7	12	0
1974 —	Ernie Jackson	4	53	13.3	28	0
	Terry Schmidt	4	27	6.8	24t	1
1975 —	Tommy Myers	5	83	16.6	29	0
1976 —	Jim Merlo	4	142	35.5	83t	2
1977 —	Chuck Crist	4	6	1.5	6	0
1978 —	Tommy Myers	6	167	27.8	97t	1
1979 —	Tommy Myers	7	127	18.1	52t	1
1980 —	Tommy Myers	5	96	19.2	48	0
1981 —	Dave Waymer	4	54	13.5	31	0
1982 —	Russell Gary	2	25	12.5	19	0
	Dennis Winston	2	-2	-1.0	0	0
1983 —	Johnnie Poe	7	146	20.9	31t	1
1984 —	Dave Waymer	4	9	2.3	9	0
1985 —	Dave Waymer	6	49	8.2	28	0
1985 —	Dave Waymer	6	49	8.2	28	0
1986 —	Dave Waymer	9	48	5.3	17	0
1987 —	Dave Waymer	5	78	15.6	35	0
	Reggie Sutton	5	68	13.6	26	0
1988 —	Gene Atkins	4	42	10.5	40	0
1989 —	Dave Waymer	6	66	11.0	42	0
1990 —	Brett Maxie	2	88	44.0	50t	1
	Toi Cook	2	55	27.5	50	0
	Gene Atkins	2	15	7.5	15	0
	Bennie Thompson	2	0	0.0	0	0
1991 —	Gene Atkins	5	198	39.6	79	0
	Vince Buck	5	12	2.4	12	0

# YEARLY LEADERS

1992 —	Toi Cook	6	90	15.0	48t	1
1993 —	Gene Atkins	3	59	19.7	37	0
1994 —	Jimmy Spencer	5	24	4.8	11	0
1995 —	Jimmy Spencer	4	11	2.8	9	0
1996 —	Anthony Newman	3	40	13.3	21	0
	Greg Jackson	3	24	8.0	10	0
1997 —	Sammy Knight	5	75	15.0	39	0
1998 —	Sammy Knight	6	171	28.5	91t	2
1999 —	Ashley Ambrose	6	27	4.5	16	0
2000 —	Sammy Knight	5	68	13.6	37t	2
2001 —	Sammy Knight	6	114	19.0	40	0
2002 —	Fred Thomas	5	80	16.0	43	0
	Sammy Knight	5	36	7.2	17	0
2003 —	Fred Thomas	4	47	11.8	20	0
2004 —	Mike McKenzie	5	19	3.8	14	0
2005 —	Jason Craft	3	63	21.0	39	0
2006 —	Mike McKenzie	2	54	27.0	54	0
	Scott Fujita	2	19	9.5	19	0
	Josh Bullocks	2	14	7.0	14	0
	Omar Stoutmire	2	10	5.0	10	0
2007 —	Mike McKenzie	3	161	53.7	75t	2
	<b>Roman Harper</b>	<b>3</b>	<b>58</b>	<b>19.3</b>	<b>31t</b>	<b>1</b>
	Jason David	3	21	7.0	19	0
2008 —	Jason David	5	83	16.6	42	0
2009 —	<b>Darren Sharper</b>	<b>9</b>	<b>376</b>	<b>41.8</b>	<b>99t</b>	<b>3</b>

## Quarterback Sacks

		No.	Yds.
1982	— Bruce Clark, DE	5.5	51
1983	— Rickey Jackson, LB	12	81.5
1984	— Rickey Jackson, LB	12	95
1985	— Rickey Jackson, LB	11	89
1986	— James Geathers, DE	9	73
	— Rickey Jackson, LB	9	71
1987	— Pat Swilling, LB	10.5	87
1988	— Rickey Jackson, LB	7	66
	— Pat Swilling, LB	7	65
1989	— Pat Swilling, LB	16.5	164
1990	— Pat Swilling, LB	11	68
1991	— Pat Swilling, LB	17	139
1992	— Wayne Martin, DE	15	102
1993	— Renaldo Turnbull, LB	13	73
1994	— Darion Conner, LB	10	66
1995	— Wayne Martin, DT	13	89
1996	— Wayne Martin, DT	11	84.5
1997	— Wayne Martin, DT	10.5	60
1998	— La'Roi Glover, DT	10	83
1999	— La'Roi Glover, DT	8.5	47
2000	— La'Roi Glover, DT	17	112
2001	— Charlie Clemons, LB	13.5	96
2002	— Darren Howard, DE	8	51
2003	— Charles Grant, DE	10	42
2004	— Darren Howard, DE	11	64
2005	— Will Smith, DE	8.5	60
2006	— Will Smith, DE	10.5	79.5
2007	— Will Smith, DE	7	41
2008	— Bobby McCray, DE	6	35
2009	— Will Smith, DE	13.0	68.5

# INDIVIDUAL RECORDS

## Service

### Most Seasons

13	Morten Andersen, 1982-94
	Hoby Brenner, 1981-93
	Stan Brock, 1980-92
	Rickey Jackson, 1981-93
	Derland Moore, 1973-85
	Frank Warren, 1981-89,91-94
	Jim Wilks, 1981-93

### Most Games

196	Morten Andersen, 1982-94
195	Rickey Jackson, 1981-93
189	Frank Warren, 1981-89,91-94
186	Stan Brock, 1980-92
183	Jim Wilks, 1981-93

## Scoring

### TOTAL POINTS

#### Career

1,318	Morten Andersen, 1982-94 (302 FG, 412 PAT)
750	John Carney, 2001-06,09 (163 FG, 261 PAT)
513	Doug Brien, 1995-2000 (123 FG, 144 PAT)
330	Deuce McAllister, 2001-08 (55 TD)
318	Dalton Hilliard, 1986-93 (53 TD)

#### Season

130	John Carney, 2002 (31 FG, 37 PAT)
121	Morten Andersen, 1987 (28 FG, 37 PAT)
120	Morten Andersen, 1985 (31 FG, 27 PAT)
	Morten Andersen, 1992 (29 FG, 33 PAT)
117	Morten Andersen, 1993 (28 FG, 33 PAT)

#### Game

24	Joe Horn, vs. N.Y. Giants, 12/14/04 (4 TD)
	<b>Reggie Bush, vs. San Francisco, 12/3/06 (4 TD)</b>
18	Walt Roberts, vs. Philadelphia, 11/5/67 (3 TD)
	Danny Abramowicz, vs. San Francisco, 9/26/71 (3 TD)
	Archie Manning, vs. Chicago, 10/2/77 (3 TD)
	Chuck Muncie, vs. San Francisco, 11/11/79 (3 TD)
	George Rogers, at L.A. Rams, 11/8/81 (3 TD)
	Wayne Wilson, vs. Atlanta, 1/2/83 (3 TD)
	Dalton Hilliard, at L.A. Rams, 10/22/89 (3 TD)
	Rueben Mayes, vs. Phoenix, 9/23/90 (3 TD)
	Mario Bates, at L.A. Rams, 12/4/94 (3 TD)
	Ricky Williams, at Atlanta, 10/22/00 (3 TD)
	Deuce McAllister, vs. Atlanta, 10/27/02 (3 TD)
	Deuce McAllister, at Baltimore, 12/8/02 (3 TD)
	Mike Karney, at Dallas, 12/10/06 (3 TD)

**Marques Colston, at San Francisco, 10/28/07 (3 TD)**

#### Opponent

24	Dave Williams, at St. Louis, 11/2/69 (4 TD)
	Wayne Morris, at St. Louis, 10/23/77 (4 TD)
	Rodney Hampton, at N.Y. Giants, 9/24/95 (4 TD)
	Mike Anderson, vs. Denver, 12/3/00 (4 TD)

### TOUCHDOWNS

#### Career

55	Deuce McAllister, 2001-08
53	Dalton Hilliard, 1986-93
50	Joe Horn, 2000-06
48	Eric Martin, 1985-93
37	Danny Abramowicz, 1967-73

#### Season

18	Dalton Hilliard, 1989
16	Deuce McAllister, 2002
13	George Rogers, 1981
<b>12</b>	<b>Pierre Thomas, 2008</b>
11	Chuck Muncie, 1979
	Wayne Wilson, 1983
	Joe Horn, 2004
	Deuce McAllister, 2006
	<b>Marques Colston, 2007</b>

#### Game

4	Joe Horn, vs. N.Y. Giants, 12/14/04
	<b>Reggie Bush, vs. San Francisco, 12/3/06</b>
3	Walt Roberts, vs. Philadelphia, 11/5/67
	Danny Abramowicz, vs. San Fran., 9/26/71
	Archie Manning, vs. Chicago, 10/2/77
	Chuck Muncie, vs. San Fran., 11/11/79
	George Rogers, at L.A. Rams 11/8/81
	Wayne Wilson, vs. Atlanta, 1/2/83
	Dalton Hilliard, at L.A. Rams, 10/22/89
	Rueben Mayes, vs. Phoenix, 9/23/90
	Mario Bates, at L.A. Rams, 12/4/94
	Ricky Williams, at Atlanta, 10/22/00
	Deuce McAllister, vs. Atlanta, 10/27/02
	Deuce McAllister, at Baltimore, 12/8/02
	Mike Karney, at Dallas, 12/10/06
	<b>Marques Colston, at San Francisco, 10/28/07</b>

#### Opponent

4	Dave Williams, at St. Louis, 11/2/69
	Wayne Morris, at St. Louis, 10/23/77
	Rodney Hampton, at N.Y. Giants, 9/24/95
	Mike Anderson, vs. Denver, 12/3/00

### FIELD GOALS MADE

#### Career

302	Morten Andersen, 1982-94 (389 att.)
163	John Carney, 2001-06,09 (197 att.)
123	Doug Brien, 1995-2000 (149 att.)
52	Charlie Durkee, 1967-68,71-72 (101 att.)
40	Tom Dempsey, 1969-70 (74 att.)

#### Season

31	Morten Andersen, 1985 (35 att.)
	John Carney, 2002 (35 att.)
29	Morten Andersen, 1992 (34 att.)
28	Morten Andersen, 1987 (36 att.)
	Morten Andersen, 1993 (35 att.)
	Morten Andersen, 1994 (39 att.)

#### Game

5	Charlie Durkee, at Green Bay, 11/28/71 (6 att.)
	Morten Andersen, vs. L.A. Rams, 12/1/85 (5 att.)
	Morten Andersen, vs. San Francisco, 10/25/87 (7 att.)
	Morten Andersen, vs. Atlanta, 12/3/92 (5 att.)
	Morten Andersen, at Atlanta, 12/11/94 (5 att.)
	John Carney, vs. Minnesota, 10/7/01 (5 att.)
	John Carney, at St. Louis, 10/28/01 (5 att.)
	John Carney, at St. Louis, 9/26/04 (6 att.)

#### Opponent

6	Bobby Howfield, at N.Y. Jets, 12/3/72 (7 att.)
	Ray Wersching, vs. San Francisco, 10/16/83 (6 att.)
	Norm Johnson, vs. Atlanta 11/13/94 (6 att.)
	John Kasay, vs. Carolina, 12/5/04 (6 att.)

### LONGEST FIELD GOAL

63	Tom Dempsey, vs. Detroit 11/8/70, - <b>NFL RECORD</b>
60	Morten Andersen, vs. Chicago, 10/27/91
56	Morten Andersen, at Philadelphia, 12/26/93
	Doug Brien, vs. Carolina, 9/13/98

#### Opponent

55	Joe Danelo, at N.Y. Giants, 9/20/81
	Morten Andersen, at Atlanta, 12/10/95 (2x)
	Morten Andersen, vs. Atlanta, 10/12/97

### FIELD GOALS ATTEMPTED

#### Career

389	Morten Andersen, 1982-94 (302 made)
197	John Carney, 2001-06,09 (163 made)
149	Doug Brien, 1995-2000 (123 made)
101	Charlie Durkee, 1967-68,71-72 (52 made)
74	Tom Dempsey, 1969-70 (40 made)

#### Season

41	Tom Dempsey, 1969 (22 made)
39	Morten Andersen, 1994 (28 made)
37	Charlie Durkee, 1968 (19 made)
36	Morten Andersen, 1987 (28 made)
	Morten Andersen, 1988 (26 made)

## Game

7 Tom Dempsey, vs. Philadelphia, 11/30/69 (4 made)  
Morten Andersen, vs. San Fran., 10/25/87 (5 made)

## Opponent

7 Bobby Howfield, at N.Y. Jets, 12/3/72 (6 made)

## POINTS AFTER TOUCHDOWN

### Career

412 Morten Andersen, 1982-94 (418 att.)  
261 John Carney, 2001-05.09 (265 att.)  
144 Doug Brien, 1995-2000 (145 att.)  
87 Charlie Durkee, 1967-68,71-72 (88 att.)  
79 Rich Szaro, 1975-78 (86 att.)

### Season

50 John Carney, 2009 (52 att.)  
46 John Carney, 2006 (47 att.)  
44 Morten Andersen, 1989 (45 att.)  
39 Garo Yepremian, 1979 (40 att.)  
38 Morten Andersen, 1991 (38 att.)  
John Carney, 2004 (38 att.)

## Game

6 Tom Dempsey, at St. Louis 11/2/69 (7 att.)  
Rich Szaro, at Seattle, 11/21/76 (6 att.)  
Rich Szaro, at Chicago, 10/2/77 (6 att.)  
Garo Yepremian, at Tampa Bay, 10/14/79 (6 att.)  
Morten Andersen, vs. Denver, 11/20/88 (6 att.)  
John Carney, at Atlanta, 10/19/03 (6 att.)  
John Carney, vs. N.Y. Giants, 12/14/03 (6 att.)  
John Carney, at Dallas, 12/10/06 (6 att.)  
**Garrett Hartley, vs. Green Bay, 11/24/08 (6 att.)**  
**Garrett Hartley, at Detroit, 12/21/08 (6 att.)**  
John Carney, vs. Detroit, 9/13/09 (6 att.)  
John Carney, at Philadelphia, 9/20/09 (6 att.)  
John Carney, vs. N.Y. Giants, 10/18/09 (7 att.)

## Opponent

8 Nick Mike-Mayer, vs. Atlanta, 9/16/73 (8 att.)

## Rushing

### TOTAL YARDS

#### Career

6,096 Deuce McAllister, 2001-08 (1,429 att.)  
4,267 George Rogers, 1981-84 (995 att.)  
4,164 Dalton Hilliard, 1986-93 (1,126 att.)  
3,408 Rueben Mayes, 1986-88,90 (837 att.)  
3,386 Chuck Muncie, 1976-80 (787 att.)

#### Season

1,674 George Rogers, 1981 (378 att.) — **ROOKIE RECORD**  
1,641 Deuce McAllister, 2003 (351 att.)  
1,388 Deuce McAllister, 2002 (325 att.)  
1,353 Rueben Mayes, 1986 (286 att.)  
1,262 Dalton Hilliard, 1989 (344 att.)

## Game

206 George Rogers, vs. St. Louis, 9/4/83 (24 att.)  
203 Rueben Mayes, vs. Miami, 12/7/86 (28 att.)  
184 Deuce McAllister, at Philadelphia, 11/23/03 (19 att.)  
179 Ricky Williams, vs. Cleveland, 10/31/99 (40 att.)  
174 Ray Zellars, vs. Chicago, 10/13/96 (20 att.)

## Opponent

251 Mike Anderson, vs. Denver, 12/3/00 (37 att.)  
247 Willie Ellison, at L.A. Rams 12/5/71 (26 att.)  
220 Marshall Faulk, vs. St. Louis, 12/24/00 (32 att.)

### MOST 100-YARD RUSHING GAMES

#### Career

27 Deuce McAllister, 2001-08  
16 George Rogers, 1981-84  
12 Ricky Williams 1999-2001  
11 Rueben Mayes, 1986-88,90  
6 Chuck Muncie, 1976-80  
Mario Bates, 1994-97

## Season

9 George Rogers, 1981  
Deuce McAllister, 2003  
8 Deuce McAllister, 2002  
6 Rueben Mayes, 1986  
Deuce McAllister, 2004

### DUAL 100-YARD RUSHING GAMES

at Kansas City, 9/26/76

Tony Galbreath, 14-146, 2 TD; Chuck Muncie, 25-126

at Cincinnati, 11/4/90

Craig Heyward, 19-122, 1 TD; Rueben Mayes, 30-115, 1 TD  
at New York Giants, 12/24/06

**Reggie Bush, 20-126, 1 TD;** Deuce McAllister, 27-108, 1 TD

## Opponent

vs. San Francisco, 11/13/77

Wilbur Jackson, 22-123; Del Williams, 25-110, 1 TD

vs. St. Louis, 10/5/80

Ottis Anderson, 22-126; Wayne Morris, 22-102, 3 TDs

## ATTENDANCE

### Career

1,429 Deuce McAllister, 2001-08 (6,096 yds.)  
1,126 Dalton Hilliard, 1986-93 (4,164 yds.)  
995 George Rogers, 1981-84 (4,267 yds.)  
837 Rueben Mayes, 1986-88,90 (3,408 yds.)  
814 Ricky Williams, 1999-2001 (3,129 yds.)

### Season

378 George Rogers, 1981 (1,674 yds.)  
351 Deuce McAllister, 2003 (1,641 yds.)  
344 Dalton Hilliard, 1989 (1,262 yds.)  
325 Deuce McAllister, 2002 (1,388 yds.)  
313 Ricky Williams, 2001 (1,245 yds.)

## Game

40 Ricky Williams, vs. Cleveland, 10/31/99 (179 yds.)  
38 Ricky Williams, vs. Carolina, 10/15/00 (144 yds.)  
35 Earl Campbell, at Minnesota, 11/24/85 (160 yds.)  
Dwight Beverly, at St. Louis, 10/11/87 (139 yds.)  
34 Wayne Wilson, vs. Miami, 10/2/83 (160 yds.)

## Opponent

39 Gerald Riggs, vs. Atlanta, 12/22/85 (158 yds.)

### TOUCHDOWNS RUSHING

#### Career

49 Deuce McAllister, 2001-08  
39 Dalton Hilliard, 1986-93  
28 Chuck Muncie, 1976-80  
27 Tony Galbreath, 1976-80  
23 Rueben Mayes, 1986-88,90

#### Season

13 Deuce McAllister, 2002  
George Rogers, 1981  
Dalton Hilliard, 1989  
11 Chuck Muncie, 1979  
10 Deuce McAllister, 2006

## Game

3 Archie Manning, vs. Chicago, 10/2/77  
Chuck Muncie, vs. San Francisco, 11/11/79  
George Rogers, at L.A. Rams, 11/8/81  
Wayne Wilson, vs. Atlanta, 1/2/83  
Rueben Mayes, vs. Phoenix, 9/23/90  
Mario Bates, at L.A. Rams, 12/4/94  
Ricky Williams, at Atlanta, 10/22/00  
Deuce McAllister, vs. Atlanta, 10/27/02  
Deuce McAllister, at Baltimore, 12/8/02  
**Reggie Bush, vs. San Francisco, 12/13/06**

## Opponent

4 Wayne Morris, at St. Louis, 10/23/77  
Rodney Hampton, at N.Y. Giants, 9/24/95  
Mike Anderson, vs. Denver, 12/3/00

# INDIVIDUAL RECORDS

## HIGHEST RUSHING AVERAGE

### Career (minimum 250 attempts)

- 5.8 Archie Manning, 1971-75/77-82 (357 att.-2,058 yds.)  
 5.4 Hokie Gajan, 1982-85 (252 att.-1,358 yds.)  
**5.1 Pierre Thomas, 2007- (328 att.-1,670 yds.)**  
 4.3 Chuck Muncie, 1976-80 (788 att.-3,393 yds.)  
 George Rogers, 1981-84 (995 att.-4,267 yds.)  
 Deuce McAllister, 2001-08 (1,429 att.-6,096 yds.)

### Season (minimum 75 attempts)

- 6.0 Hokie Gajan, 1984 (102 att.-615 yds.)  
**5.4 Pierre Thomas, 2009 (147 att.-793 yds.)**  
 5.1 Hokie Gajan, 1983 (81 att.-415 yds.)  
 5.0 Chuck Muncie, 1979 (238 att.-1,198 yds.)  
**4.8 Pierre Thomas, 2008 (129 att.-625 yds.)**  
 Tony Baker, 1968 (134 att.-642 yds.)

### Game (minimum 8 attempts)

- 10.8 Lorenzo Neal at Atlanta, 9/12/93 (8-86)  
 10.4 Tony Galbreath vs. Kansas City, 9/26/76 (14-146)  
 10.4 Gil Fenerty at L.A. Rams, 12/9/90 (10-104)  
 10.3 Hokie Gajan vs. N.Y. Jets, 11/21/83 (11-113)

### Opponent (minimum 8 attempts)

- 12.8 Steve Young at San Francisco, 12/23/90 (8-102)

## LONGEST SCORING RUN

- 79 George Rogers at Cleveland, 10/18/81  
 76 George Rogers vs. St. Louis, 9/4/83  
 Deuce McAllister at Philadelphia, 11/23/03  
 74 Tony Galbreath at Kansas City, 9/26/76  
 Lorenzo Neal at Atlanta, 9/12/93  
 Mario Bates vs. Detroit, 9/21/9

### Opponent

- 80 Willie Ellison at L.A. Rams, 12/5/71  
 77 Dick Hoak at Pittsburgh, 10/20/68

## LONGEST NON-SCORING RUN

- 73 George Rogers vs. Philadelphia, 10/11/81  
 71 Deuce McAllister at Carolina, 1/2/05

### Opponent

- 76 Willie Parker at Pittsburgh, 11/12/06

## Receiving

### TOTAL RECEIVING YARDS

#### Career

- 7,854 Eric Martin, 1985-93 (532 rec.)  
 7,622 Joe Horn, 2000-06 (523 rec.)  
 4,875 Danny Abramowicz, 1967-72 (309 rec.)  
**4,074 Marques Colston, 2006- (285 rec.)**  
 3,849 Hoby Brenner, 1981-93 (267 rec.)

#### Season

- 1,399 Joe Horn, 2004 (94 rec.)  
 1,340 Joe Horn, 2000 (94 rec.)  
 1,312 Joe Horn, 2002 (88 rec.)  
 1,265 Joe Horn, 2001 (83 rec.)  
**1,202 Marques Colston, 2007 (98 rec.)**

#### Game

- 205 Wes Chandler vs. Atlanta, 9/2/79 (6 rec.)  
 200 Torrance Small at Denver, 12/24/94 (6 rec.)  
 180 Joe Horn vs. San Francisco, 15/00 (10 rec.)  
 179 Floyd Turner vs. Chicago, 10/27/91 (9 rec.)  
 170 Joe Horn vs. Denver, 12/3/00 (10 rec.)

#### Opponent

- 336 Willie Anderson vs. L.A. Rams, 11/26/89 (15 rec.)  
 248 Richard Johnson at Detroit, 12/3/89 (8 rec.)  
 220 Jimmy Smith, at Jacksonville, 11/21/99 (9 rec.)  
 212 Mark Carrier, Tampa Bay, 12/6/87 (8 rec.)

## MOST 100-YARD RECEIVING GAMES

#### Career

- 27 Joe Horn, 2000-06  
 18 Eric Martin, 1985-93  
**13 Marques Colston, 2006-**  
 10 Danny Abramowicz, 1967-73

- 9 Wes Chandler, 1978-81  
 Donté Stallworth, 2002-05

#### Season

- 6 Joe Horn, 2002  
 5 Eric Martin, 1989  
 Joe Horn, 2000  
 Joe Horn, 2004  
 4 Danny Abramowicz, 1969  
 Joe Horn, 2001  
 Joe Horn, 2003  
**Marques Colston, 2006**  
**Marques Colston, 2007**

## DUAL 100-YARD RECEIVING GAMES

- at Atlanta 11/25/79  
 Henry Childs, 3-117, TD; Wes Chandler, 6-103  
 vs. Philadelphia, 11/9/80  
 Wes Chandler, 9-139, TD; Ike Harris, 4-119  
 vs. Buffalo, 12/27/98  
 Brett Bech, 4-113, 2 TD; Cam Cleeland, 10-112, TD  
 vs. Denver, 12/3/00  
 Joe Horn, 10-170; Robert Wilson, 8-122  
 vs. N.Y. Giants, 9/19/05  
 Joe Horn, 9-143, TD; Donté Stallworth, 8-141  
 vs. Baltimore, 10/29/06  
**Marques Colston, 6-163, 2 TD; Joe Horn, 5-126, TD**  
 at Tampa Bay, 11/5/06  
**Marques Colston, 11-123, TD; Devery Henderson, 3-111, 2 TD**  
 vs. New England, 11/30/09  
**Marques Colston, 4-121, TD; Devery Henderson, 3-116, TD**

### Opponent

- at Cleveland, 11/10/68  
 Paul Warfield, 5-107, 1 TD; Leroy Kelly, 3-104, 2 TD  
 at St. Louis, 11/2/69  
 Dave Williams, 8-164, 4 TD; John Gilliam, 5-106, 1 TD  
 at Minnesota, 12/1/74  
 Jim Lash, 3-112; John Gilliam, 5-109, 2 TD  
 at N.Y. Giants, 9/20/81  
 Johnny Perkins, 8-118; Gary Shirk, 11-101, 1 TD  
 at L.A. Rams, 12/9/90  
 Willie Anderson, 5-123; Henry Ellard, 5-107, 1 TD  
 at Minnesota, 11/6/94  
 Jake Reed, 8-157, 1 TD; Cris Carter, 12-151  
 vs. Atlanta, 11/13/94  
 Terance Mathis, 10-125; Andre Rison, 8-118, 1 TD  
 vs. Atlanta, 9/17/95  
 Eric Metcalf, 11-155; Bert Emanuel, 6-104  
 at Minnesota, 11/19/95  
 Qadry Ismail, 5-142, 1 TD; Cris Carter, 12-137, 2 TD  
 vs. Carolina, 11/26/95  
 Mark Carrier, 6-132, 2 TD; Willie Green, 4-105, 1 TD  
 vs. Atlanta, 12/13/98  
 Tony Martin, 8-109; Terance Mathis, 6-198  
 vs. St. Louis, 12/12/99  
 Torrey Holt, 6-113; Isaac Bruce, 4-119  
 at St. Louis, 10/28/01  
 Trung Canidate 10-107; Issac Bruce 7-179, 1 TD  
 at Philadelphia, 9/20/09  
 Brent Celek 8-104; DeSean Jackson 4-101, 1 TD

## TOTAL RECEPTIONS

### Career

- 532 Eric Martin, 1985-93 (7,854 yds.)  
 523 Joe Horn, 2000-06 (7,622 yds.)  
 309 Danny Abramowicz, 1967-73 (4,875 yds.)  
**285 Marques Colston, 2006- (4,074 yds.)**  
 284 Tony Galbreath, 1976-80 (2,221 yds.)

#### Season

- 98 Marques Colston, 2007 (1,202 yds.)**  
 94 Joe Horn, 2000 (1,340 yds.)  
 Joe Horn, 2004 (1,399 yds.)  
 88 Joe Horn, 2002 (1,312 yds.)  
**Reggie Bush, 2006 (742 yds.)**

# INDIVIDUAL RECORDS

## Game

- 14 Tony Galbreath at Green Bay, 9/10/78 (122 yds.)  
 13 Joe Horn vs. Carolina, 12/2/01 (150 yds.)  
 12 Danny Abramowicz vs. Pittsburgh, 10/29/67 (156 yds.)  
 John Beasley vs. San Diego, 11/18/73 (127 yds.)  
 Joe Horn at San Diego, 9/10/00 (116 yds.)  
**Reggie Bush at Houston, 10/18/07 (70 yds.)**  
**Pierre Thomas at Chicago, 12/30/07 (121 yds.)**

## Opponent

- 15 Willie Anderson vs. L.A. Rams, 11/26/89 (336 yds.)  
 12 Rickey Young vs. Minnesota, 9/3/78 (134 yds.)  
 John Spagnola vs. Philadelphia, 10/6/85 (124 yds.)  
 Cris Carter at Minnesota, 11/6/94 (151 yds.)  
 Cris Carter at Minnesota, 10/19/95 (137 yds.)

## TOUCHDOWNS RECEIVING

### Career

- 50 Joe Horn, 2000-06  
 48 Eric Martin, 1985-93  
 37 Danny Abramowicz, 1967-73  
**33 Marques Colston, 2006-**  
 27 Henry Childs, 1974-80

### Season

- 11 Joe Horn, 2004  
**Marques Colston, 2007**  
 10 Joe Horn, 2003  
**Lance Moore, 2008**  
 9 Henry Childs, 1977  
 Joe Horn, 2001  
**Marques Colston, 2009**  
**Robert Meachem, 2009**

### Game

- 4 Joe Horn, vs. N.Y. Giants 12/21/04

### Opponent

- 4 Dave Williams, at St. Louis 11/2/69

## HIGHEST RECEIVING AVERAGE

### Career (minimum 100 receptions)

- 19.7 Devery Henderson, 2004- (157 rec.-3,094 yds.)**  
 16.4 Ike Harris, 1978-81 (104 rec.-1,710 yds.)  
 15.8 Danny Abramowicz, 1967-73 (309 rec.-4,875 yds.)  
 15.6 Henry Childs, 1974-80 (207 rec.-3,224 yds.)  
 15.4 Wes Chandler, 1978-81 (182 rec.-2,801 yds.)

### Season (minimum 20 receptions)

- 24.8 Devery Henderson, 2008 (32 rec.-793 yds.)**  
**23.3 Devery Henderson, 2006 (32 rec.-745 yds.)**  
 21.2 Keith Poole, 1998 (24 rec.-509 yds.)  
 20.6 Tyrone Young, 1984 (29 rec.-597 yds.)  
**20.5 Devery Henderson, 2007 (20 rec.-409 yds.)**

### Game (minimum 3 receptions)

- 54.7 Eric Martin, vs. Green Bay, 9/14/86 (3-164)  
 51.3 Keith Poole, at Atlanta, 10/18/98 (3-154)  
 44.7 Joe Horn, at Atlanta, 11/17/02 (3-134)  
 39.8 Larry Burton, vs. Atlanta, 11/2/75 (4-159)  
**39.5 Devery Henderson, at Atlanta, 11/26/06 (4-158)**

### Opponent (minimum 3 receptions)

- 44.7 Stephen Baker, vs. N.Y. Giants, 11/27/88 (3-134)

## LONGEST SCORING RECEPTIONS

- 90 Eddie Kennison from Billy Joe Hobert, vs. Atlanta 10/10/99  
 89 Andre Hastings from Kerry Collins, vs. Dallas, 12/6/98  
 89 Randal Hill from Heath Shuler, at Chicago, 10/5/97  
**86 Marques Colston from Drew Brees, at Carolina, 10/1/06 - ROOKIE RECORD**  
**84 Devery Henderson from Drew Brees, vs. Tampa Bay, 9/7/08**

### Opponent

- 98 Michael Haynes from Bobby Hebert, at Atlanta, 9/12/93

- 88 Harmon Wages from Bob Berry, at Atlanta, 12/7/69

## LONGEST NON-SCORING RECEPTIONS

- 96 Walt Roberts from Billy Kilmer, at Philadelphia, 11/19/67  
 85 Wes Chandler from Archie Manning, at San Francisco, 9/23/79  
 84 Eric Martin from Bobby Hebert, vs. Green Bay, 9/14/86  
 84 Ken Burrough from Bob Berry, vs. Atlanta, 12/19/71

## Total Yards From Scrimmage

## TOTAL YARDS (RUSHING & RECEIVING)

### Career

- 7,865 Eric Martin, 1985-93 (7,854 receiving)  
 7,816 Deuce McAllister, 2001-08 (6,096 rushing)  
 7,653 Joe Horn, 2000-06 (7,622 receiving)  
 6,397 Dalton Hilliard, 1986-93 (4,164 rushing)  
 5,086 Tony Galbreath, 1976-80 (2,865 rushing)

### Season

- 2,157 Deuce McAllister, 2003 (1,641 rushing)  
 1,800 George Rogers, 1981 (1,674 rushing)  
 1,776 Dalton Hilliard, 1989 (1,262 rushing)  
 1,756 Ricky Williams, 2001 (1,245 rushing)  
 1,740 Deuce McAllister, 2002 (1,388 rushing)

### Game

- 237 Deuce McAllister, vs. Atlanta, 11/16/03 (173 rushing)  
 232 Deuce McAllister, at Philadelphia, 11/23/03 (184 rushing)  
**226 Pierre Thomas, at Chicago, 12/30/07 (121 receiving)**  
 225 Rueben Mayes, vs. Miami, 12/7/86 (203 rushing)  
 206 George Rogers, vs. St. Louis, 9/4/83 (all rushing)

### Opponent

- 336 Willie Anderson, vs. L.A. Rams, 11/26/89 (all receiving)

## Passing

## TOTAL PASSING YARDS

### Career

- 21,734 Archie Manning, 1971-75, 77-82 (3,335 att.-1,849 comp.)  
 19,156 Aaron Brooks, 2000-05 (2,771 att.-1,563 comp.)

### 18,298 Drew Brees, 2006- (2,355 att.-1,572 comp.)

- 14,630 Bobby Hebert, 1985-89, 91-92 (2,055 att.-1,202 comp.)  
 10,622 Jim Everett, 1994-96 (1,571 att.-958 comp.)

### Season

- 5,069 Drew Brees, 2008 (635 att.-413 comp.)**  
**4,423 Drew Brees, 2007 (652 att.-440 comp.)**  
**4,418 Drew Brees, 2006 (554 att.-356 comp.)**  
**4,388 Drew Brees, 2009 (514 att.-363 comp.)**  
 3,970 Jim Everett, 1995 (567 att.-345 comp.)

### Game

- 510 Drew Brees vs. Cincinnati, 11/19/06 (37-52)**  
**445 Drew Brees vs. Jacksonville, 11/4/07 (35-49)**  
 441 Aaron Brooks vs. Denver, 12/3/00 (30-48)  
**422 Drew Brees at Atlanta, 11/9/08 (31-58)**  
**421 Drew Brees at Denver, 9/21/08 (39-48)**

### Opponent

- 454 Jim Everett vs. L.A. Rams, 11/26/89 (29-51)  
 425 Daunte Culpepper, vs. Minn., 10/17/04 (26-37)

## MOST 300-YARD PASSING GAMES

### Career

- 30 Drew Brees, 2006-**  
 10 Aaron Brooks, 2000-05  
 9 Archie Manning, 1971-75, 77-82  
 6 Jim Everett, 1994-96  
 4 Bobby Hebert, 1985-89, 91-92



# INDIVIDUAL RECORDS

## Season

10	Drew Brees, 2008
8	Drew Brees, 2006
7	Drew Brees, 2009
6	Archie Manning, 1980
5	Drew Brees, 2007

## PASS ATTEMPTS

### Career

3,335	Archie Manning, 1971-75, 77-82 (1,849 comp.)
2,771	Aaron Brooks, 2000-05 (1,563 comp.)
<b>2,355</b>	<b>Drew Brees, 2006- (1,572 comp.)</b>
2,055	Bobby Hebert, 1985-89, 91-92 (1,202 comp.)
1,571	Jim Everett, 1994-96 (958 comp.)

### Season

<b>652</b>	<b>Drew Brees, 2007 (440 comp.)</b>
<b>635</b>	<b>Drew Brees, 2008 (413 comp.)</b>
567	Jim Everett, 1995 (345 comp.)
558	Aaron Brooks, 2001 (312 comp.)
<b>554</b>	<b>Drew Brees, 2006 (356 comp.)</b>

### Game

60	Aaron Brooks, vs. Denver, 11/21/04 (34 comp.)
	<b>Drew Brees, at Chicago, 12/30/07 (35 comp.)</b>
58	<b>Drew Brees, at Atlanta, 11/9/08 (31 comp.)</b>
55	Jim Everett, at S.F. 9/25/94 (31 comp.)
54	Aaron Brooks, at N.Y. Giants, 9/30/01 (28 comp.)

### Opponent

59	Steve Grogan at New England, 11/12/89 (27 comp.)
57	Warren Moon at Minnesota, 11/6/94 (33 comp.)

## PASS COMPLETIONS

### Career

1,849	Archie Manning, 1971-75, 77-82 (3,335 att.)
<b>1,572</b>	<b>Drew Brees, 2006- (2,355 att.)</b>
1,563	Aaron Brooks, 2000-05 (2,771 att.)
1,202	Bobby Hebert, 1985-89, 91-92 (2,055 att.)
958	Jim Everett, 1994-96 (1,571 att.)

### Season

<b>440</b>	<b>Drew Brees, 2007 (652 att.) - NFL RECORD</b>
<b>413</b>	<b>Drew Brees, 2008 (635 att.)</b>
<b>363</b>	<b>Drew Brees, 2009 (514 att.)</b>
<b>356</b>	<b>Drew Brees, 2006 (554 att.)</b>
346	Jim Everett, 1994 (540 att.)

### Game

39	<b>Drew Brees, at Denver, 9/21/08 (48 att.)</b>
37	<b>Drew Brees, vs. Cincinnati, 11/19/06 (52 att.)</b>
35	<b>Drew Brees, vs. Jacksonville, 11/4/07 (49 att.)</b>
	<b>Drew Brees, at Chicago, 12/30/07 (60 att.)</b>
	<b>Drew Brees, at Washington, 12/6/09 (49 att.)</b>

### Opponent

33	Warren Moon at Minnesota, 11/6/94 (57 att.)
32	Jake Plummer at Arizona, 12/20/98 (44 att.)
	Marc Bulger, vs. St. Louis, 9/26/04 (49 att.)

## MOST CONSECUTIVE COMPLETIONS

19	<b>Drew Brees, 12/27/09</b>
17	<b>Drew Brees, 12/16-12/23/07</b>
15	Archie Manning, 10/14-10/21/79
	<b>Drew Brees, 10/18/09</b>

### Opponent

18	Don Majkowski at Green Bay, 9/17/89
----	-------------------------------------

## COMPLETION PERCENTAGE

### Career (minimum 500 attempts)

<b>66.8</b>	<b>Drew Brees, 2006- (2,355 att.-1,572 comp.)</b>
61.0	Jim Everett, 1994-96 (1,571 att.-958 comp.)
58.5	Bobby Hebert, 1985-89, 91-92 (2,055 att.-1,202 comp.)
57.2	Ken Stabler, 1982-84 (500 att.-326 comp.)
56.4	Aaron Brooks, 2000-05 (2,771 att.-1,563 comp.)

### Season (minimum 100 attempts)

<b>70.6</b>	<b>Drew Brees, 2009 (514 att.-363 comp.)NFL RECORD</b>
<b>67.5</b>	<b>Drew Brees, 2007 (652 att.-440 comp.)</b>

<b>65.0</b>	<b>Drew Brees, 2008 (635 att.-413 comp.)</b>
-------------	--

<b>64.3</b>	<b>Drew Brees, 2006 (554 att.-356 comp.)</b>
-------------	--

64.1	Jim Everett, 1994 (540 att.-346 comp.)
------	--

## Game (minimum 10 attempts)

90.9	Mike Buck, at Pittsburgh, 10/17/93 (11-10)
87.0	Bobby Hebert, vs. Denver, 11/20/88 (23-20)
<b>86.7</b>	<b>Drew Brees, vs. Arizona, 12/16/07 (30-26)</b>
	<b>Drew Brees, vs. Oakland, 10/12/08 (30-26)</b>
<b>86.5</b>	<b>Drew Brees, vs. Tampa Bay, 12/27/09 (37-32)</b>
<b>Opponent</b>	
90.9	Scott Hunter, at Atlanta 10/31/76 (11-10)
90.5	Lynn Dickey, vs. Green, Bay, 12/13/81 (21-19)

## TOUCHDOWN PASSES

### Career

<b>122</b>	<b>Drew Brees, 2006-</b>
120	Aaron Brooks, 2000-05
115	Archie Manning, 1971-75, 77-82
85	Bobby Hebert, 1985-89, 91-92
60	Jim Everett, 1994-95

### Season

<b>34</b>	<b>Drew Brees, 2008</b>
	<b>Drew Brees, 2009</b>
<b>28</b>	<b>Drew Brees, 2007</b>
27	Aaron Brooks, 2002
26	Jim Everett, 1995
	Aaron Brooks, 2001
	<b>Drew Brees, 2006</b>

### Game

6	Billy Kilmer, at St. Louis, 11/2/69
	<b>Drew Brees, vs. Detroit, 9/13/09</b>
5	Aaron Brooks, vs. N.Y. Giants, 12/12/03
	<b>Drew Brees, vs. Dallas, 12/10/06</b>
	<b>Drew Brees, vs. New England, 11/30/09</b>

### Opponent

6	Charley Johnson, at St. Louis, 11/2/69
	Peyton Manning, vs. Indianapolis, 9/28/03

## PASSER RATING

### Career (minimum 500 attempts)

<b>97.3</b>	<b>Drew Brees, 2006-</b>
	<b>(1,572-2,355; 18,298 yds.; 122 TD, 57 INT)</b>
81.1	Jim Everett, 1994-96
	(958-1,571; 10,622 yds.; 60 TD, 48 INT)
79.7	Aaron Brooks, 2000-05
	(1,563-2,771; 19,156 yds.; 120 TD, 84 INT)
79.1	Bobby Hebert, 1985-89, 1991-92
	(1,202-2,055; 14,630 yds.; 85 TD, 75 INT)
72.0	Steve Walsh, 1990-93
	(336-620; 3,879 yds.; 25 TD, 22 INT)

### Season (minimum 100 attempts)

<b>109.6</b>	<b>Drew Brees, 2009</b>
	<b>(363-514; 4,388 yds.; 34 TD, 11 INT)</b>
<b>96.2</b>	<b>Drew Brees, 2008</b>
	<b>(413-635; 5,069 yds.; 34 TD, 17 INT)</b>
<b>96.2</b>	<b>Drew Brees, 2006</b>
	<b>(356-554; 4,418 yds.; 26 TD, 11 INT)</b>
92.0	John Fourcade, 1989
	(61-107; 930 yds.; 7 TD, 4 INT)
<b>89.4</b>	<b>Drew Brees, 2007</b>
	<b>(440-652; 4,423 yds.; 28 TD, 18 INT)</b>

## Game (minimum 10 attempts)

158.3	Mike Buck, at Pittsburgh, 10/17/93
	(10-11, 164 yds., 2 TD, 0 INT)
	<b>Drew Brees, vs. New England, 11/30/09</b>
	<b>(18-23, 371 yds., 5 TD, 0 INT)</b>
<b>157.5</b>	<b>Drew Brees, vs. Green Bay, 11/24/08</b>
	<b>(20-26, 323 yds., 4 TD, 0 INT)</b>
<b>156.8</b>	<b>Drew Brees, vs. N.Y. Giants, 10/18/09</b>
	<b>(23-30, 369 yds., 4 TD, 0 INT)</b>
155.8	Jim Everett, at Denver, 12/24/94
	(23-27, 343 yds., 3 TD, 0 INT)

## PASSES INTERCEPTED

### Career

156	Archie Manning, 1971-75, 77-82
84	Aaron Brooks, 2000-05
75	Bobby Hebert, 1985-89, 91-92
62	Billy Kilmer, 1967-70
57	<b>Drew Brees, 2006-</b>

### Season

22	Aaron Brooks, 2001
21	Archie Manning, 1972
	Aaron Brooks, 2004
20	Archie Manning, 1975
	Archie Manning, 1979
	Archie Manning, 1980

### Game

5	Archie Manning vs. Atlanta, 9/16/73
	Archie Manning vs. L.A. Rams, 10/7/79

### Opponent

5	Randy Wright vs. Green Bay, 9/14/86
	Scott Campbell at Atlanta, 11/1/87

## MOST TIMES SACKED

### Career

337	Archie Manning, 1971-75, 77-82
209	Aaron Brooks, 2000-05
119	Bobby Hebert, 1985-89, 91-92
98	Dave Wilson, 1981, 83-88
85	Billy Kilmer, 1967-70

### Season

50	Aaron Brooks, 2001
49	Archie Manning, 1975
43	Archie Manning, 1972
41	Archie Manning, 1980
	Aaron Brooks, 2004

### Game

9	Dave Wilson, at San Francisco, 11/13/83
	Dave Wilson, at L.A. Rams, 11/3/85
	Wade Wilson, at Cleveland, 12/5/93

### Opponent

8	Steve Beuerlein, at Carolina, 11/12/00
	Chris Weinke, vs. Carolina, 12/2/01

## Punting

### MOST PUNTS

#### Career

515	Tommy Barnhardt, 1987, 89-94, 99 (42.5 avg.)
447	Tom Blanchard, 1974-78 (41.3 avg.)
363	Brian Hansen, 1984-88 (42.0 avg.)
279	Russell Erxleben, 1979-83 (41.2 avg.)
236	Julian Fagan, 1970-72 (41.6 avg.)

#### Season

101	Tom Blanchard, 1976 (39.3 avg.)
92	Tom Blanchard, 1975 (41.0 avg.)
89	Russell Erxleben, 1980 (39.2 avg.)
88	Tom Blanchard, 1974 (42.1 avg.)
	Mark Royals, 1997 (45.9 avg.)
	Mark Royals, 1998 (45.6 avg.)

### Game

12	Tom Blanchard, vs. Minnesota, 11/16/75 (42.9 avg.)
	Steve O'Neal, at San Francisco, 10/21/73 (41.6 avg.)
	Russell Erxleben, vs. Washington, 12/26/82 (44.7 avg.)
	Tommy Barnhardt, at Baltimore, 12/19/99 (37.2 avg.)

### Opponent

12	Todd Sauerbrun, at Chicago, 10/5/97 (43.7 avg.)
11	Shawn McCarthy, at New England, 11/8/92 (42.1 avg.)

## HIGHEST PUNTING AVERAGE

### Career (minimum 50 attempts)

45.8	Mark Royals, 1997-98 (176 punts)
43.7	Mitch Berger, 2003-2005 (227 punts)
43.6	<b>Thomas Morstead, 2009- (58 punts)</b>

43.5	Steve Weatherford, 2006-08 (166 punts)
42.5	Tommy Barnhardt, 1987, 89-94, 99 (515 punts)

### Season (minimum 40 attempts)

45.9	Mark Royals, 1997 (88 punts)
45.6	Mark Royals, 1998 (88 punts)
44.3	Mitch Berger, 2003 (71 punts)
44.0	Tommy Barnhardt, 1992 (67 punts)
43.8	Brian Hansen, 1984 (69 punts)
	Steve Weatherford, 2006 (77 punts)
	Steve Weatherford, 2007 (63 punts)

## LONGEST PUNT

81	Tom McNeill vs. Dallas, 9/28/69
----	---------------------------------

### Opponent

87	Dave Finzer at Chicago, 10/7/84
----	---------------------------------

## Punt Returns

### MOST RETURNS

#### Career

142	Michael Lewis, 2001-06 (10.4 avg.)
116	Tyrone Hughes, 1993-96 (9.1 avg.)
104	Jeff Groth, 1981-84 (8.5 avg.)
78	<b>Reggie Bush, 2006- (8.1 avg.)</b>
75	Rich Mauti, 1977-80, 82-83 (8.1 avg.)

#### Season

47	Eric Guliford, 1997 (10.6 avg.)
44	Michael Lewis, 2002 (14.2 avg.)
39	Jeff Groth, 1983 (7.1 avg.)
37	Howard Stevens, 1974 (10.2 avg.)
	Rich Mauti, 1977 (7.4 avg.)
	Jeff Groth, 1981 (11.8 avg.)
	Vince Buck, 1990 (8.2 avg.)
	Tyrone Hughes, 1993 (13.6 avg.)

### Game

7	Eric Guliford, at Oakland, 11/9/97 (90 yds.)
	Michael Lewis, at Carolina, 11/10/02 (98 yards)
6	Pete Athas, vs. Houston, 10/3/76 (161 yds.)
	Rod Harris, at Detroit, 12/3/89 (38 yds.)
	Bobby Morse, vs. Indianapolis, 12/24/89 (28 yds.)
	Vince Buck, vs. Minnesota, 9/22/91 (37 yds.)
	Tyrone Hughes, at Carolina, 10/22/95 (36 yds.)
	Eric Guliford, at Chicago, 10/5/97 (77 yds.)
	Chad Morton, vs. Detroit, 9/3/00 (36 yds.)

### Opponent

10	Mike Nelms, vs. Washington, 12/26/82 (106 yds.)
----	---

## MOST YARDS

#### Career

1,482	Michael Lewis, 2001-06 (142 ret.)
1,060	Tyrone Hughes, 1993-96 (116 ret.)
887	Jeff Groth, 1981-84 (104 ret.)
657	Mel Gray, 1986-88 (49 ret.)
628	<b>Reggie Bush, 2006- (78 ret.)</b>

#### Season

625	Michael Lewis, 2002 (44 ret.)
503	Tyrone Hughes, 1993 (37 ret.)
498	Eric Guliford, 1997 (47 ret.)
436	Jeff Groth, 1981 (37 ret.)
382	Michael Lewis, 2004 (34 ret.)

### Game

176	<b>Reggie Bush, vs. Minnesota, 10/6/08 (5 ret.)</b>
161	Pete Athas, vs. Houston, 10/3/76 (6 ret.)
139	Michael Lewis, vs. Carolina, 12/29/02 (5 ret.)
130	Mel Gray, vs. Tampa Bay, 12/6/87 (2 ret.)
128	Tyrone Hughes, at Rams, 10/3/93 (4 ret.)

### Opponent

143	Chuck Latourette, vs. St. Louis, 9/29/68 (3 ret.)
-----	---

## HIGHEST RETURN AVERAGE

### Career (minimum 20 returns)

14.2	Mel Gray, 1986-88 (49 ret.)
13.3	Andre Hastings, 1997-99 (23 ret.)

# INDIVIDUAL RECORDS

10.5	Eric Guliford, 1997-98 (57 ret.)
10.4	Michael Lewis, 2001-06 (142 ret.)
10.1	Howard Stevens, 1973-74 (54 ret.)

## Season (minimum 10 returns)

14.7	Mel Gray, 1987 (24 ret.)
14.2	Michael Lewis, 2002 (44 ret.)
14.0	Andre Hastings, 1998 (22 ret.)
13.6	Tyrone Hughes, 1993 (37 ret.)
13.5	<b>Reggie Bush, 2008 (20 ret.)</b>

## LONGEST RETURNS

83t	Tyrone Hughes, at Philadelphia 12/26/93
83t	Michael Lewis, at Washington, 10/13/02
80	Mel Gray, vs. Tampa Bay 12/6/87

## Opponent

103t	Robert Bailey, vs. L.A. Rams, 10/23/94
------	--

## PUNTS RETURNED FOR TOUCHDOWNS (10)

83	Michael Lewis, at Washington, 10/13/02
83	Tyrone Hughes, at Philadelphia, 12/26/93
74	Tyrone Hughes, at L.A. Rams, 10/3/93
71	<b>Reggie Bush, vs. Minnesota, 10/6/08</b>
66	Mel Gray, vs. Denver, 11/20/88
65	<b>Reggie Bush, vs. Tampa Bay, 10/8/06</b>
64	<b>Reggie Bush, vs. Minnesota, 10/6/08</b>
56	Derrick Shepard, vs. Dallas, 9/10/89
55	<b>Reggie Bush, at Washington, 9/14/08</b>
53	Charlie Brown, vs. Pittsburgh, 12/15/68

## Opponent (25) - Longest:

103	Robert Bailey, vs. L.A. Rams, 10/23/94
95	Desmond Howard, vs. Detroit, 9/3/00
88	Mike Fuller, vs. San Diego, 10/9/77
86	Chuck Latourette, vs. St. Louis, 9/29/68
84	Ron Smith, at San Diego, 11/18/73
	Winslow Oliver, vs. Carolina, 9/8/96

## Kickoff Returns

## MOST RETURNS

### Career

243	Michael Lewis, 2001-06 (24.3 avg.)
229	Tyrone Hughes, 1993-96 (25.0 avg.)
124	Rich Mauti, 1977-80, 1982-83 (22.9 avg.)
106	Fred McAfee, 1991-93, 2000-06 (21.0 avg.)
93	Mel Gray, 1986-88 (23.4 avg.)

### Season

70	Michael Lewis, 2002 (25.8 avg.)
70	Tyrone Hughes, 1996 (25.6 avg.)
66	Tyrone Hughes, 1995 (24.5 avg.)
63	Tyrone Hughes, 1994 (24.7 avg.)
53	Dino Philyaw, 1999 (22.0 avg.)

### Game

8	Tyrone Hughes, vs. San Diego, 10/16/94 (196 yds.)
	Tyrone Hughes, at Minnesota, 11/19/95 (156 yds.)
	Michael Lewis, at Detroit, 9/29/02 (158 yds.)
	Aaron Stecker, vs. Carolina, 12/5/04 (214 yds.)
	<b>Pierre Thomas, vs. St. Louis, 11/11/07 (233 yds.)</b>

### Opponent

8	Troy Walters, vs. Minnesota, 10/7/01 (178 yds.)
---	---

## MOST YARDS

### Career

5,903	Michael Lewis, 2001-06 (243 ret.)
5,717	Tyrone Hughes, 1993-96 (229 ret.)
2,836	Rich Mauti, 1977-80, 82-83 (124 ret.)
2,233	Fred McAfee, 1991-93, 2000-06 (106 ret.)
2,172	Mel Gray, 1986-88 (93 ret.)

### Season

1,807	Michael Lewis, 2002 (70 ret.)
1,791	Tyrone Hughes, 1996 (70 ret.)
1,617	Tyrone Hughes, 1995 (66 ret.)
1,556	Tyrone Hughes, 1994 (63 ret.)
1,215	Michael Lewis, 2004 (53 ret.)

### Game

304	Tyrone Hughes, vs. L.A. Rams 10/23/94 (7 ret.)
233	<b>Pierre Thomas, vs. St. Louis, 11/11/07 (8 ret.)</b>
215	Dino Philyaw, vs. St. Louis 12/12/99 (7 ret.)
214	Aaron Stecker, vs. Carolina, 12/5/04 (8 ret.)
205	Tyrone Hughes, at Cincinnati 9/15/96 (7 ret.)

## Opponent

230	Domenik Hixon, vs. N.Y. Giants 10/18/09 (7 ret.)
203	Jason Tucker, vs. Dallas 12/24/99 (6 ret.)
198	Clarence Verdin, at Atlanta 12/11/94 (7 ret.)

## HIGHEST RETURN AVERAGE

### Career (minimum 25 returns)

26.7	<b>Courtney Roby, 2008- (61 ret.)</b>
26.3	Walt Roberts, 1967 (28 ret.)
26.1	John Gilliam, 1967-68, 77 (31 ret.)
25.5	Eric Guliford, 1997-98 (61 ret.)
25.0	Tyrone Hughes, 1993-96 (229 ret.)

### Season (minimum 10 returns)

30.1	John Gilliam, 1967 (16 ret.)
27.9	Don Shy, 1969 (16 ret.)
27.9	Mel Gray, 1986 (31 ret.)
27.8	Bobby Morse, 1989 (10 ret.)
27.6	Rod McNeill, 1975 (10 ret.)

## KICKOFFS RETURNED FOR TOUCHDOWNS (15)

102	Eric Guliford, at St. Louis, 8/31/97
101	Mel Gray, at San Francisco, 9/21/86
100	Aaron Craver, at Minnesota, 11/8/98
99	Bobby Morse, at Detroit, 12/3/89
	Tyrone Hughes, at Minnesota, 11/28/93
98	Tyrone Hughes, vs. L.A. Rams, 10/23/94
98	Aaron Stecker, at Tampa Bay, 12/19/04
97	Michael Lewis, vs. Minnesota, 12/15/02
	<b>Courtney Roby, at St. Louis, 11/15/09</b>
96	Michael Lewis, vs. Atlanta, 12/26/04
94	John Gilliam, vs. L.A. Rams, 9/17/67
92	Clarence Chapman, at San Francisco, 11/27/77
92	Tyrone Hughes, vs. L.A. Rams, 10/23/94
91	Walt Roberts, vs. Philadelphia, 11/5/67
90	Michael Lewis, at Washington, 10/13/02

### Opponent (13) - Longest

105	Travis Williams, at L.A. Rams, 12/5/71
100	Rod Smart, at Carolina, 10/5/03
	Maurice Jones-Drew, vs. Jacksonville, 11/4/07
98	Dexter Carter, at San Francisco, 12/1/91
95	Nate Lewis, at San Diego, 11/17/91
	Michael Bates, at Carolina, 1/2/00

## Combined Kickoff/Punt Returns

## MOST RETURNS

### Career

385	Michael Lewis, 2001-06
345	Tyrone Hughes, 1993-96
199	Rich Mauti, 1977-80, 82-83
142	Mel Gray, 1986-88
118	Eric Guliford, 1997-98

### Season

114	Michael Lewis, 2002
100	Tyrone Hughes, 1996
94	Tyrone Hughes, 1995
90	Eric Guliford, 1997
85	Michael Lewis, 2004

### Game

11	Tyrone Hughes, at Carolina, 10/22/95
	Tyrone Hughes, vs. Arizona, 9/22/96
	Michael Lewis, at Carolina, 11/10/02
10	Tyrone Hughes, vs. L.A. Rams, 10/23/94
	Chad Morton, vs. Detroit, 9/3/00
	Chad Morton, at San Diego, 9/10/00
	Michael Lewis, at Carolina, 10/14/01
	Michael Lewis, at Detroit, 9/29/02
	Az-Zahir Hakim, at St. Louis, 10/23/05

## MOST YARDS

### Career

7,385	Michael Lewis, 2001-06
6,777	Tyrone Hughes, 1993-96
3,446	Rich Mauti, 1977-80, 82-83
2,829	Mel Gray, 1986-88
2,233	Fred McAfee, 1991-93, 2000-06

### Season

2,432	Michael Lewis, 2002 - <b>NFL RECORD</b>
1,943	Tyrone Hughes, 1996
1,879	Tyrone Hughes, 1995
1,699	Tyrone Hughes, 1994
1,626	Eric Guliford, 1997

### Game

347	Tyrone Hughes, vs. L.A. Rams, 10/23/94
286	Michael Lewis, at Washington, 10/13/02
<b>233</b>	<b>Pierre Thomas, vs. St. Louis, 11/11/07</b>
232	Eric Guliford, at St. Louis, 8/31/97
231	Chad Morton, at San Diego, 9/10/00

### Opponent

233	Chuck Latourette, vs. St. Louis, 9/29/68
225	Brian Mitchell, vs. Washington, 9/11/94

## MOST RETURNS FOR TOUCHDOWNS

### Career

5	Tyrone Hughes, 1993-95
4	Michael Lewis, 2001-06
	<b>Reggie Bush, 2006-</b>

### Season

3	Tyrone Hughes, 1993
	Michael Lewis, 2002
	<b>Reggie Bush, 2008</b>

### Game

2	Tyrone Hughes, vs. L.A. Rams, 10/23/94
	Michael Lewis, at Washington, 10/13/02
	Reggie Bush, vs. Minnesota, 10/6/08

### Opponent

1	38 times
---	----------

## Interceptions

## MOST INTERCEPTIONS

### Career

37	Dave Waymer, 1980-89 (395 yds.)
36	Tommy Myers, 1972-81 (621 yds.)
28	Sammy Knight, 1997-2002 (464 yds.)
21	Gene Atkins, 1987-93 (324 yds.)
19	Dave Whitsell, 1967-69 (242 yds.)

### Season

10	Dave Whitsell, 1967 (178 yds.)
9	Dave Waymer, 1986 (48 yds.)
	<b>Darren Sharper, 2009 (376 yds.)</b>
7	Tommy Myers, 1979 (127 yds.)
6	Eight times (last: Sammy Knight, 2001; 114 yds.)

### Game

3	Tommy Myers vs. Minnesota, 9/3/78 (151 yds.)
	Dave Waymer vs. Philadelphia, 10/6/85 (28 yds.)
	Reggie Sutton at Chicago, 10/18/87 (42 yds.)
	Gene Atkins at Phoenix, 12/22/91 (198 yds.)
	Sammy Knight at Buffalo, 9/9/01 (40 yds.)
<b>Opponent</b>	
3	Pat Thomas vs. L.A. Rams, 10/7/79 (5 yds.)
	Leonard Coleman at Indianapolis, 10/12/86 (31 yds.)
	Rod Woodson at San Francisco, 9/14/97 (81 yds.)
	Ronde Barber at Tampa Bay, 12/23/01 (56 yds.)
	Keith Bulluck, vs. Tennessee, 9/24/07 (51 yds.)

## MOST YARDS RETURNED

### Career

621	Tommy Myers, 1972-81 (36 ret.)
464	Sammy Knight, 1997-2002 (28 ret.)

395	Dave Waymer, 1980-89 (37 ret.)
-----	--------------------------------

<b>376</b>	<b>Darren Sharper, 2009- (9 ret.)</b>
324	Gene Atkins, 1987-93 (21 ret.)

### Season

<b>376</b>	<b>Darren Sharper, 2009 (9 ret.) NFL Record</b>
198	Gene Atkins, 1991 (5 ret.)
178	Dave Whitsell, 1967 (10 ret.)
171	Sammy Knight, 1998 (6 ret.)
167	Tommy Myers, 1978 (6 ret.)

### Game

151	Tommy Myers, vs. Minnesota, 9/3/78 (3 ret.)
99	Gene Atkins, at Phoenix, 12/22/91 (3 ret.)
	<b>Darren Sharper, vs. N.Y. Jets, 10/4/09 (1 ret.)</b>
98	Sammy Knight, at Minnesota, 11/8/98 (2 ret.)
<b>97</b>	<b>Darren Sharper, at Philadelphia, 9/20/09 (1 ret.)</b>
<b>Opponent</b>	
95	Nick Barnett, at Green Bay, 10/9/05 (1 ret.)
	Chevis Jackson, at Atlanta, 11/9/08 (1 ret.)

## MOST RETURNS FOR TOUCHDOWNS

### Career

4	Sammy Knight, 1997-2002
3	Jim Merlo, 1973-79
	Brett Maxie, 1985-93
	<b>Darren Sharper, 2009-</b>
2	Dave Whitsell, 1967-69
	Tommy Myers, 1972-81
	Johnnie Poe, 1981-87
	Dennis Winston, 1982-85
	Toi Cook, 1987-93
	Mike McKenzie, 2004-09

### Season

<b>3</b>	<b>Darren Sharper, 2009</b>
2	Dave Whitsell, 1967
	Jim Merlo, 1976
	Dennis Winston, 1984
	Sammy Knight, 1998
	Sammy Knight, 2000
	Mike McKenzie, 2007

### Game

1	51 times (last: <b>Jabari Greer vs. Atlanta, 11/2/09</b> )
---	--

### Opponent

2	Eric Allen, at Philadelphia 12/26/93
---	--------------------------------------

## LONGEST RETURNS

<b>99t</b>	<b>Darren Sharper, vs. N.Y. Jets, 10/4/09</b>
97t	Tommy Myers, vs. Minnesota, 9/3/78
	<b>Darren Sharper, at Philadelphia, 9/20/09</b>
94t	Bo Burris, vs. Minnesota, 10/13/68
91t	Sammy Knight, at Minnesota, 11/8/98
<b>Opponent</b>	
95t	Nick Barnett, at Green Bay, 10/9/05
	Chevis Jackson, at Atlanta, 11/9/08

## Quarterback Sacks (since 1982)

## MOST SACKS

### Career

115	Rickey Jackson, 1981-93
82.5	Wayne Martin, 1989-99
76.5	Pat Swilling, 1986-92
52.5	Frank Warren 1981-89, 91-94
50.5	Joe Johnson, 1994-98, 2000-01

### Season

17	La'Roi Glover, 2000
17	Pat Swilling, 1991
16.5	Pat Swilling, 1989
15.5	Wayne Martin, 1992
13.5	Rickey Jackson, 1992
	Charlie Clemons, 2001

# INDIVIDUAL RECORDS

## Game

- 4 Rickey Jackson, at Atlanta, 12/14/86  
Rickey Jackson, at Detroit, 9/18/88  
Pat Swilling, vs. Tampa Bay, 11/11/90  
Wayne Martin, vs. Atlanta, 12/3/92  
Wayne Martin, vs. Detroit, 9/21/97
- 3.5 Jim Wilks, at Philadelphia, 12/11/83  
Pat Swilling, at Atlanta, 11/19/89

## Opponent

- 6 Fred Dean, at San Francisco 11/13/83

## Fumbles

### MOST OPPONENT FUMBLES RECOVERED

#### Career

- 26 Rickey Jackson, 1981-93  
17 Sam Mills, 1986-94  
14 Dave Waymer, 1980-89  
13 Gene Atkins, 1987-93  
13 Wayne Martin, 1989-99

#### Season

- 7 Rickey Jackson, 1990  
5 Joe Federspiel, 1975  
Maurice Spencer, 1976  
Jack Del Rio, 1985  
James Geathers, 1989  
Sammy Knight, 2001

## Game

- 3 Maurice Spencer, vs. Atlanta 10/10/76

### LONGEST FUMBLE RETURN

- 90t Keith Mitchell, at Carolina, 11/12/00  
86t Tyrone Hughes, vs. San Francisco, 11/28/94  
85t Ernie Jackson, vs. Atlanta, 10/15/72  
76t Sam Mills, at N.Y. Jets, 12/26/92

## Opponent

- 98t Toby Wright, vs. L.A. Rams, 10/23/94  
96t C.L. Whittington, vs. Houston, 10/3/76

### MOST OWN FUMBLES RECOVERED

#### Game

- 3 Marcus Dowdell at Phoenix, 10/18/92  
Kyle Turley vs. St. Louis, 12/24/00

### MOST FUMBLES RETURNED FOR TOUCHDOWNS

#### Career

- 2 Robert "Pig" Goff, 1990-95  
Tyrone Hughes, 1993-95  
Sam Mills, 1986-94  
Tommy Myers, 1972-81  
Frank Warren, 1981-89, 91-93  
Keith Mitchell, 1997-2001

#### Season

- 2 Robert "Pig" Goff, 1992  
Tyrone Hughes, 1994

### MOST TIMES FUMBLED

#### Career

- 62 Archie Manning, 1971-75, 77-82  
59 Aaron Brooks, 2000-05  
**33 Drew Brees, 2006-**  
30 Dalton Hilliard, 1986-93  
27 George Rogers, 1981-84  
Bobby Hebert, 1985-89, 91-92

#### Season

- 14 Aaron Brooks, 2002 (11 lost)  
13 Aaron Brooks, 2001 (3 lost)  
Aaron Brooks, 2004 (2 lost)  
11 George Rogers, 1981 (6 lost)

## Game

- 4 Aaron Brooks, vs. Tampa Bay, 12/7/03 (3 lost)  
3 Billy Kilmer, at St. Louis 12/3/67  
Billy Kilmer, vs. Cleveland 10/12/69  
Howard Stevens, at Dallas 9/24/73  
Hokie Gajan, vs. Tampa Bay 9/22/85 (2 lost)  
Rueben Mayes, vs. S.F. 10/25/87 (2 lost)  
Rueben Mayes, at Pittsburgh 11/29/87 (2 lost)  
Heath Shuler, vs. Atlanta 10/12/97 (1 lost)  
Ricky Williams, vs. S.F. 1/6/02 (2 lost)  
Aaron Brooks, at Cincinnati, 12/22/02 (3 lost)  
Aaron Brooks, vs. San Francisco, 9/19/04 (2 lost)  
**Drew Brees, at Green Bay, 9/17/06 (2 lost)**

\* - Records as a result of the strike-shortened season in 1982 (nine games)

## Scoring

### MOST POINTS

#### Season

510 2009  
463 2008  
432 2002

#### Opponent

487 1980

#### Game

51 Saints 51 at St. Louis 42, 11/2/69; Saints 51 at Seattle 27, 11/21/76; Saints 51 vs. Green Bay 29, 11/24/08

#### Opponent

62 Atlanta 62 at Saints 7, 9/16/73

#### Half

42 at Tampa Bay, 10/14/79 (Second half)

#### Opponent

38 Atlanta, 9/16/73 (Second half)

#### Quarter

28 at Seattle, 11/21/76 (3rd); vs. Oakland, 12/3/79 (2nd)  
25 at St. Louis, 10/28/01 (3rd)

#### Opponent

28 at Philadelphia, 11/19/67 (2nd); at Chicago, 10/10/71 (2nd); vs. L.A. Rams, 10/7/79 (2nd).

### FEWEST POINTS

#### Season

129 1982\*  
163 1973

#### Opponent

160 1982\*  
202 1992

#### Game

0 14 times (last vs. San Francisco, 1/6/02)

#### Opponent

0 12 times (last at N.Y. Jets, 12/24/95)

### MOST TOUCHDOWNS

#### Season

64 2009  
57 2008  
49 2002, 2006

#### Opponent

60 1980

#### Game

7 at St. Louis, 11/2/69; vs. N.Y. Giants, 10/18/09  
6 at Seattle, 11/21/76; at Chicago, 10/2/77; at Tampa Bay, 10/14/79; vs. Denver, 11/20/88; at Atlanta, 10/19/03;

vs. N.Y. Giants, 12/14/03; at Dallas, 12/10/07; vs. Green Bay, 11/24/08; at Detroit, 12/21/08; vs. Detroit, 9/13/09; at Philadelphia, 9/20/09; at Miami, 10/25/09

#### Opponent

8 vs. Atlanta, 9/16/73

### FEWEST TOUCHDOWNS

#### Season

16 1973, 1982\*  
17 1970

#### Opponent

19 1982\*  
23 1991

### MOST GAMES WITHOUT YIELDING A TOUCHDOWN

5 1991 (Two shutouts)

### MOST TOUCHDOWNS RUSHING

#### Season

28 1979  
21 2009  
20 1987, 2008

#### Opponent

28 1980

#### Game

5 at Tampa Bay, 10/14/79

#### Opponent

5 at St. Louis, 10/23/77 at N.Y. Giants, 9/24/95.

### FEWEST TOUCHDOWNS RUSHING

#### Season

4 1970, 1985  
5 1972, 1973

#### Opponent

6 1987, 1991

### MOST TOUCHDOWNS PASSING

#### Season

34 2008, 2009  
28 2007  
27 2001, 2006

#### Opponent

34 1999

#### Game

6 at St. Louis, 11/2/69; vs. Detroit, 9/13/09

#### Opponent

6 at St. Louis, 11/2/69

### FEWEST TOUCHDOWNS PASSING

#### Season

8 1975, 1976, 1981, 1982\*  
11 1982\*

#### Opponent

12 1991

### MOST FIELD GOALS

#### Season

33 1987 (42 attempts)

31 1985 (35 attempts)

31 2002 (35 attempts)

#### Opponent

34 2008 (39 attempts)

#### Game

5 at Green Bay (Milw.), 11/28/71 (6 att.); vs. L.A. Rams, 12/1/85 (5 att.); vs. San Francisco, 10/25/87 (7 att.); vs. Atlanta, 12/3/92 (5 att.); at Atlanta, 12/11/94 (5 att.); vs. Minnesota, 10/7/01 (5 att.); at St. Louis, 10/28/01 (5 att.); at St. Louis, 9/26/04 (6 att.)

#### Opponent

6 at N.Y. Jets, 12/3/72 (7 att.); vs. San Francisco, 10/16/83 (6 att.); vs. Atlanta, 11/13/94 (6 att.); vs. Carolina, 12/5/04 (6 att.)

### MOST DEFENSIVE TOUCHDOWNS

#### Season

9 1998  
8 2009  
6 1992

#### Opponent

9 1993

### MOST POINTS AFTER TOUCHDOWN

#### Season

60 2009 (63 att.)  
53 2008 (54 att.)  
46 2006 (47 att.)

#### Opponent

56 1980 (60 att.)

#### Game

6 at St. Louis, 11/2/69 (7 att.); at Seattle, 11/21/76 (6 att.); at Chicago, 10/2/77 (6 att.); at Tampa Bay, 10/14/79 (6 att.); vs. Denver, 11/20/88 (6 att.); at Atlanta, 10/19/03 (6 att.); vs. N.Y. Giants, 12/14/03 (6 att.); at Dallas, 12/10/06 (6 att.); vs. Green Bay, 11/24/08; at Detroit, 12/21/08; vs. Detroit, 9/13/09; at Philadelphia, 9/20/09; vs. N.Y. Giants, 10/18/09

#### Opponent

8 vs. Atlanta 9/16/73 (8 att.)

### FEWEST POINTS AFTER TOUCHDOWN

#### Season

15 1982\* (16 att.)  
16 1970 (17 att.), 1973 (16 att.)

#### Opponent

19 1982\* (19 att.)  
22 1991 (23 att.), 1992 (24 att.)



# TEAM RECORDS

## MOST TWO-POINT CONVERSIONS

### Season

4	2002 (11 att.), 2007 (5 att.)
3	1999 (6 att.)
2	1994 (6 att.), 1995 (9 att.), 1996 (6 att.), 2006 (2 att.)

### Opponent

4	2002 (5 att.)
3	1994 (4 att.), 1995 (5 att.), 2008 (4 att.)

### Game

2	vs. St. Louis, 11/11/07
1	22 times (last at Chicago, 12/30/07)

### Opponent

2	vs. Carolina, 11/26/95
---	------------------------

## GREATEST MARGIN OF VICTORY

42	Denver 0 at Saints 42, 11/20/88
----	------------------------------------

## GREATEST MARGIN OF DEFEAT

55	Atlanta 62 at Saints 7, 9/16/73
----	---------------------------------

## MOST CONSECUTIVE GAMES

### SCORING

216	12/11/83 through 10/12/97 (streak ended vs. Carolina 10/19/97)
-----	--

## LONGEST WINNING STREAK

13	9/13-12/13/09
9	11/1-12/27/87; 12/23/90- 10/20/91

## LONGEST LOSING STREAK

14	9/7-12/7/80
----	-------------

## FirstDowns

### MOST FIRST DOWNS

#### Season

354	2008
348	2009
346	2007
330	2006

#### Opponent

360	1980
-----	------

#### Game

32	vs. Atlanta, 1/2/83 vs. Atlanta, 10/16/05 vs. Jacksonville, 11/4/07 at Detroit, 12/21/08
----	---

#### Opponent

35	vs. Atlanta, 9/2/79
----	---------------------

## FEWEST FIRST DOWNS

#### Season

173	1982*
183	1970

#### Opponent

151	1982*
214	1991

### Game

2	at San Francisco, 10/21/73
3	vs. St. Louis, 10/5/80

### Opponent

6	vs. L.A. Rams, 9/15/91; vs. Minnesota, 9/22/91; vs. L.A. Raiders, 12/16/91; at New England, 11/8/92; at New York Giants, 12/24/06
---	---

## MOST FIRST DOWNS RUSHING

### Season

160	1979
135	1983

### Opponent

178	1980
-----	------

### Game

19	at Seattle 11/21/76
----	---------------------

### Opponent

23	vs. St. Louis 10/4/80
----	-----------------------

## FEWEST FIRST DOWNS RUSHING

### Season

55	1970
67	1967, 1998

### Opponent

58	1982*
63	1991

### Game

0	at Philadelphia, 10/26/69; vs. St. Louis, 10/5/80; vs. San Francisco, 9/3/95; at Baltimore Ravens, 12/19/99; at Jacksonville, 12/21/03; vs. Baltimore Ravens, 10/29/06
---	---

### Opponent

0	vs. New England, 11/30/86; at Detroit, 9/18/88; vs. Carolina, 10/15/00
---	--

## MOST FIRST DOWNS PASSING

### Season

232	2007, 2008
215	2009
207	2006

### Opponent

208	1994, 1998
-----	------------

### Game

25	vs. Cincinnati, 11/19/06 vs. Jacksonville, 11/11/07
24	vs. Washington, 9/11/94

### Opponent

23	at Minnesota, 11/6/94
----	-----------------------

## FEWEST FIRST DOWNS PASSING

### Season

76	1982*
82	1975

### Opponent

81	1982*
103	1977

### Game

0	at San Francisco, 10/21/73
---	----------------------------

### Opponent

0	at St. Louis, 10/11/87
---	------------------------

## MOST FIRST DOWNS BY PENALTY

### Season

41	2005
32	1999, 2004
31	1969, 1971, 2002

### Opponent

34	1987
33	2005

### Game

7	at N.Y. Jets, 10/26/86; at Tampa Bay, 9/24/89; at Atlanta, 12/5/99
---	--

### Opponent

6	vs. San Francisco, 10/25/87; at New England, 11/12/89; at St. Louis, 11/26/00; at Atlanta, 12/9/01
---	---

## NetYards

### MOST YARDS

#### Season

6,571	2008 (1,594 rush, 4,977 pass)
6,461	2009 (2,106 rush, 4,355 pass)
6,264	2006 (1,761 rush, 4,503 pass)

#### Opponent

6,218	1980 (3,106 rush, 3,112 pass)
-------	-------------------------------

#### Game

595	vs. Cincinnati, 11/19/06 (91 rush, 504 pass)
557	at Atlanta, 9/12/93 (227 rush, 330 pass)

#### Opponent

605	vs. Minnesota, 10/17/04 (188 rush, 417 pass)
552	vs. Atlanta, 9/2/79 (257 rush, 295 pass)

## FEWEST YARDS

### Season

2,655	1982* (1,257 rush, 1,398 pass)
3,187	1975 (1,642 rush, 1,545 pass)

### Opponent

2,607	1982* (974 rush, 1,633 pass)
3,797	1974 (1,758 rush, 2,039 pass)

### Game

60	vs. Minnesota, 11/16/75 (67 rush, -7 pass)
80	vs. St. Louis, 10/5/80 (15 rush, 65 pass)

### Opponent

117	vs. L.A. Raiders, 12/16/91 (71 rush, 46 pass)
120	vs. L.A. Rams, 9/15/91 (77 rush, 43 pass)

## HIGHEST AVERAGE PER OFFENSIVE PLAY

### Season

6.3 2008 (1,047 plays-6,571 yds.)  
2009 (1,032 plays-6,461 yds.)  
5.8 2006 (1,075 plays-6,264 yds.)

### Opponent

6.1 1969 (822 plays-5,018 yds.)

### Game

9.6 vs. New England, 11/30/09 (480 yds.)  
9.0 at New England, 12/3/95 (432 yds.)  
8.3 at Atlanta, 9-12-93 (557 yds.)

### Opponent

8.9 vs. Minnesota, 10/17/04 (605yds.)

## LOWEST AVERAGE PER OFFENSIVE PLAY

### Season

3.5 1975 (908 plays-3,189 yds.)  
4.0 1973 (929 plays-3,744 yds.),  
1974 (872 plays-3,501 yds.)

### Opponent

4.3 1992 (949 plays-4,075 yds.),  
1997 (1073 plays-4,645 yds.).

## Rushing

### MOST YARDS

#### Season

2,476 1979 (551 att.)  
2,461 1983 (595 att.)

#### Opponent

3,106 1980 (630 att.)

### Game

307 at L.A. Rams, 11/8/81 (52 att.)  
299 at Kansas City, 9/26/76 (44 att.)

### Opponent

340 vs. L.A. Rams, 11/25/73 (55 att.)

### FEWEST YARDS

#### Season

1,192 1967 (334 att.)  
1,215 1970 (371 att.)

#### Opponent

974 1982\* (255 att.)  
1,213 1991 (334 att.)

### Game

7 vs. San Francisco, 10/1/72 (16 att.)  
11 vs. N.Y. Giants, 12/20/93 (12 att.)  
at Baltimore, 12/19/99 (16 att.)

### Opponent

2 vs. New England, 11/30/86 (18 att.)

### MOST ATTEMPTS

#### Season

595 1983 (2,461 yds.)  
569 1987 (2,190 yds.)

#### Opponent

630 1980 (3,106 yds.)

### Game

55 at Atlanta, 10/20/74 (232 yds.)  
at San Francisco 10/15/78

(175 yds.).

### Opponent

62 vs. St. Louis, 10/5/80 (330 yds.)

### FEWEST ATTEMPTS

#### Season

331 1982\* (1257 yds.)  
334 1967 (1193 yds.)

#### Opponent

255 1982\* (974 yds.)  
334 1991 (1213 yds.)

### Game

9 vs. St. Louis, 10/5/80 (15 yds.)  
vs. Denver, 12/3/00 (21 yds.).

### Opponent

10 vs. Dallas 9/10/89 (20 yds.)  
at St. Louis, 11/26/00 (28 yds.)

### HIGHEST AVERAGE PER RUSH

#### Season

4.5 2009 (468 att.-2,106 yds.)  
1979 (551 att.-2,476 yds.)  
2002 (448 att.-2,000 yds.)  
4.3 1969 (399 att.-1,705 yds.)  
1993 (414 att.-1,766 yds.)

#### Opponent

4.9 1980 (630 att.-3,106 yds.)  
2006 (418 att.-2,063 yds.)

### Game

7.4 vs. Philadelphia, 10/1/95  
(16 att.-119 yds.)  
7.3 at Atlanta, 9/12/93  
(31 att.-227 yds.)

### Opponent

8.3 at Pittsburgh, 11/12/06  
(26 att.-217 yds.)  
8.1 at Carolina, 11/30/97  
(23 att.-186 yds.)

### LOWEST AVERAGE PER RUSH

#### Season

3.3 1970 (371 att.-1,215 yds.)  
3.4 1996 (386 att.-1,308 yds.)

#### Opponent

3.2 1986 (486 att.-1,559 yds.)

### Game

0.4 vs. San Francisco, 10/1/72  
(16 att.-7 yds.)

### Opponent

0.1 New England, 11/30/86  
(18 att.-2 yds.)

## Passing

### MOST NET YARDS

#### Season

4,977 2008  
4,503 2006  
4,355 2009

#### Opponent

3,968 1998  
3,924 2007

### Game

504 vs. Cincinnati, 11/19/06  
435 vs. Jacksonville, 11/4/07

### Opponent

426 at St. Louis, 10/28/01

### FEWEST NET YARDS

#### Season

1,398 1982\*  
1,545 1975

#### Opponent

1,633 1982\*  
1,893 1977

### Game

-15 at San Francisco, 10/21/73  
-7 vs. Minnesota, 11/16/75

### Opponent

4 at St. Louis, 10/11/87

### MOST ATTEMPTS

#### Season

652 2007 (440 comp.)  
636 2008 (413 comp.)  
593 2002 (343 comp.)

#### Opponent

577 1989 (320 comp.)

### Game

60 vs. Denver, 11/21/04 (34 comp.)  
at Chicago, 12/30/07 (35 comp.)  
58 at Atlanta, 11/9/08 (31 comp.)

### Opponent

59 at New England, 11/12/89  
(27 comp.)

### FEWEST ATTEMPTS

#### Season

248 1982\* (137 comp.)  
321 1977 (166 comp.)

#### Opponent

290 1977 (154 comp.)

### Game

4 at San Francisco, 10/15/78  
(2 comp.)

### Opponent

10 at New England, 12/4/83  
(3 comp.)  
at St. Louis, 10/1/87 (3 comp.)

### MOST COMPLETIONS

#### Season

440 2007 (652 att.)  
413 2008 (635 att.)  
378 2009 (544 att.)

#### Opponent

353 1994 (559 att.)

### Game

39 at Denver, 9/21/098 (48 att.)  
37 vs. Cincinnati, 11/19/06 (52 att.)  
35 vs. Jacksonville, 11/4/07 (49 att.)  
at Chicago, 12/30/07 (60 att.)  
at Washington, 12/6/09 (49 att.)

# TEAM RECORDS

## Opponent

33 at Minnesota, 11/6/94 (57 att.)

## FEWEST COMPLETIONS

### Season

137 1982\* (248 att.)

163 1973 (338 att.)

### Opponent

149 1982\* (245 att.)

153 1968 (366 att.)

## Game

2 at San Francisco, 10/15/78 (4 att.)

### Opponent

3 at New England, 12/4/83 (10 att.)

at St. Louis, 10/11/87 (10 att.).

## HIGHEST COMPLETION

### PERCENTAGE

#### Season

69.5 2009 (378 comp.-544 att.)

67.5 2007 (440 comp.-652 att.)

64.9 2008 (413 comp.-636 att.)

#### Opponent

63.1 1994 (353 comp.-559 att.)

## Game

87.0 vs. Denver, 11/20/88

(20 comp.-23 att.)

86.7 vs. Arizona, 12/16/07

(26 comp.-30 att.)

vs. Oakland, 10/12/08

(26 comp.-30 att.)

### Opponent

90.5 vs. Green Bay, 12/13/81 (19 comp.-21 att.)

## LOWEST COMPLETION

### PERCENTAGE

#### Season

46.2 1975 (181 comp.-392 att.)

47.0 1971 (182 comp.-387 att.)

#### Opponent

41.8 1968 (153 comp.-366 att.)

## Game

23.5 vs. L.A. Rams, 9/3/81

(4 comp.-17 att.)

26.9 at Chicago, 10/7/84

(7 comp.-26 att.)

### Opponent

22.7 vs. Chicago, 10/27/91

(5 comp.-22 att.)

## MOST PASSES INTERCEPTED

### Season

33 1997

30 1999

### Opponent

30 1987

## Game

6 vs. Atlanta, 9/16/73

at San Francisco, 9/14/97

5 vs. L.A. Rams, 10/7/79

### Opponent

7 vs. Green Bay, 9/14/86

## FEWEST PASSES HAD

### INTERCEPTED

#### Season

8 2003

12 1987, 2009

13 2006

#### Opponent

8 1990

## Interceptions

### MOST INTERCEPTIONS

#### Season

30 1987

29 1991

#### Opponent

33 1997

## Game

7 vs. Green Bay, 9/14/86

5 at Atlanta, 11/1/87

vs. N.Y. Giants, 11/22/87

at Philadelphia, 10/13/9

at Phoenix, 12/22/91

### Opponent

6 vs. Atlanta, 9/16/73

vs. San Francisco, 9/14/97

### FEWEST INTERCEPTIONS

#### Season

8 1990

9 1982\*

#### Opponent

8 2003

### MOST RETURN YARDAGE

#### Season

652 2009 (26 int.)

482 1991 (29 int.)

466 1998 (21 int.)

#### Opponent

483 1999 (30 int.)

## Game

176 vs. Minnesota, 9/3/78 (4 int.)

126 vs. Minnesota, 10/13/68 (2 int.)

### Opponent

136 at Minnesota, 12/4/88 (2 int.)

### FEWEST RETURN YARDAGE

#### Season

73 1969 (12 int.)

83 1977 (10 int.)

#### Opponent

79 1982\* (14 int.)

93 1996 (17 int.)

### MOST RETURNS FOR

#### TOUCHDOWNS

#### Season

5 1998, 2009

4 2000

#### Opponent

6 1993

## Game

2 at Miami, 10/25/09

### Opponent

3 vs. Tampa Bay, 12/11/77

## Fumbles

### MOST

#### Season

40 1981 (20 lost)

37 1983 (22 lost)

#### Opponent

43 1975 (23 lost)

## Game

7 at L.A. Rams, 11/8/81 (2 lost);

vs. New England, 11/30/86 (5

lost).

### Opponent

7 vs. Cleveland, 12/12/71 (5 lost);

at L.A. Rams, 12/16/79 (4 lost);

at N.Y. Jets 10/26/86 (2 lost).

### FEWEST

#### Season

17 1982\* (10 lost)

18 2008 (8 lost)

19 1968 (11 lost); 1995 (11 lost)

#### Opponent

16 2008 (7 lost)

18 2009 (13 lost)

### MOST LOST

#### Season

22 1983 (37 fumbles)

22 1997 (34 fumbles)

#### Opponent

27 1976 (38 fumbles)

## Game

5 vs. New England, 11/30/86 (7 fumbles)

### Opponent

5 vs. Dallas, 11/3/68 (5 fumbles); vs. Cleveland, 12/12/71

(7 fumbles); at Atlanta,

11/25/79 (6 fumbles).

### FEWEST LOST

#### Season

8 2008 (18 fumbles)

9 1999 (26 fumbles)

10 1982\* (17 fumbles)

2004 (23 fumbles)

2006 (23 fumbles)

#### Opponent

7 2008 (16 fumbles)

8 2006 (22 fumbles)

### MOST RETURNED FOR

#### TOUCHDOWNS

#### Season

5 1998

3 1992, 2009

#### Opponent

4 1975

<b>Game</b>	
2	at San Francisco, 10/19/75
<b>Opponent</b>	
2	at St. Louis, 10/11/87

## Turnovers

<b>MOST</b>	
<b>Season</b>	
55	1997
47	1981, 1983
<b>Opponent</b>	
49	1981, 1987
<b>Game</b>	
8	vs. Atlanta, 9/16/73
	vs. Detroit, 10/28/90
	at San Francisco, 9/14/97
<b>Opponent</b>	
8	at St. Louis, 10/28/01

<b>FEWEST</b>	
<b>Season</b>	
23	2006
24	1982*
25	1971, 1995
<b>Opponent</b>	
19	2006
22	1969, 1982*, 2008

## Quarterback Sacks

<b>MOST</b>	
<b>Season</b>	
66	2000 (378 yds.) - Led NFL
59	1997 (408 yds.) - Led NFL
<b>Opponent</b>	
58	1985 (461 yds.)
<b>Game</b>	
9	vs. L.A. Rams, 12/1/85 (69 yds.)
	at Atlanta, 12/9/01 (53 yds.)
8	vs. Chicago, 9/18/83 (73 yds.)
	vs. Carolina, 10/15/00 (41 yds.)
	at Carolina, 11/12/00 (37 yds.)
	vs. Carolina, 12/2/01 (60 yds.)
<b>Opponent</b>	
10	vs. Atlanta, 10/12/97 (76 yds.)

<b>FEWEST</b>	
<b>Season</b>	
17	1970 (136 yds.)
21	1969 (199 yds.)
<b>Opponent</b>	
13	2008 (92 yds.)
15	1992 (119 yds.)

<b>MOST YARDS LOST</b>	
<b>Season</b>	
437	1983 (56 sacks)
420	1984 (55 sacks)
<b>Opponent</b>	
461	1985 (58 sacks)

<b>Game</b>	
73	vs. Chicago, 9/18/83 (8 sacks)

<b>Opponent</b>	
81	vs. San Diego, 10/9/77 (8 sacks)

## Punting

<b>MOST</b>	
<b>Season</b>	
101	1976 (39.3 avg.)
92	1975 (41.0 avg.)
<b>Opponent</b>	
92	1997 (39.9 avg.)

<b>Game</b>	
12	vs. Minnesota, 11/16/75
11	at San Francisco, 10/21/73
	vs. Washington, 12/26/82
	at Baltimore, 12/19/99

<b>Opponent</b>	
12	at Chicago, 10/5/97

<b>FEWEST</b>	
<b>Season</b>	
46	1982* (43.0 avg.)
49	1969 (41.4 avg.)
<b>Opponent</b>	
50	1971 (41.2 avg.)

<b>Game</b>	
0	vs. San Francisco, 10/26/02;
	vs. Atlanta, 1/2/83; at Detroit,
	12/21/08.
1	15 times (last at Atlanta,
	12/13/09)

<b>Opponent</b>	
0	at N.Y. Giants, 10/8/67
	at San Francisco, 11/14/71
	vs. Cleveland, 9/13/87
	at Minnesota, 11/19/95
	vs. St. Louis, 12/12/99
	vs. Minnesota, 10/17/04

<b>HIGHEST AVERAGE</b>	
<b>Season</b>	
45.9	1997 (88 punts)
45.4	1998 (90 punts)
<b>Opponent</b>	
45.6	2005 (76 punts)
44.5	1973 (63 punts)

<b>LOWEST AVERAGE</b>	
<b>Season</b>	
37.6	1968 (75 punts)
39.0	1989 (71 punts)
<b>Opponent</b>	
37.5	1987 (73 punts)

## Punt Returns

<b>MOST RETURNS</b>	
<b>Season</b>	
53	1989 (428 yds.)
51	2006 (372 yds.)
<b>Opponent</b>	
64	1976 (742 yds.)

<b>Game</b>	
7	at Carolina, 11/10/02 (8 yds.)
	vs. New England, 11/30/86 (66 yds.)
	at Detroit, 12/3/89 (48 yds.)
	at Oakland, 11/9/97 (90 yds.)

<b>Opponent</b>	
10	vs. Washington, 12/26/82 (106 yds.)

<b>FEWEST RETURNS</b>	
<b>Season</b>	
16	1971 (100 yds.)
	1972 (43 yds.)
21	1982* (144 yds.)

<b>Opponent</b>	
25	2009 (358 yds.)

<b>MOST YARDS</b>	
<b>Season</b>	
625	2002 (45 ret.)
517	1993 (38 ret.)
<b>Opponent</b>	
906	1974 (59 ret.)

<b>Game</b>	
176	vs. Minnesota, 10/6/08 (5 ret.)
161	vs. Houston, 10/3/76 (6 ret.)
<b>Opponent</b>	
144	vs. L.A. Rams, 10/23/94 (4 ret.)

<b>HIGHEST AVERAGE</b>	
<b>Season</b>	
13.7	2002 (45 ret.)
13.6	1993 (38 ret.)
12.8	1998 (32 ret.)
<b>Opponent</b>	
15.4	1974 (59 ret.)

<b>LOWEST AVERAGE</b>	
<b>Season</b>	
2.7	1972 (16 ret.)
3.4	1967 (23 ret.)
<b>Opponent</b>	
5.5	2002 (38 ret.)
5.8	1971 (43 ret.)

<b>MOST RETURNS FOR TOUCHDOWNS</b>	
<b>Season</b>	
3	2008
2	1993
<b>Opponent</b>	
2	1974, 1977, 1983, 1994, 2000

<b>Game</b>	
2	vs. Minnesota, 10/6/08
1	8 times
	(last at Washington, 9/14/08)
<b>Opponent</b>	
1	25 times
	(last vs. Tampa Bay, 12/27/09)

## Kickoff Returns

<b>MOST RETURNS</b>	
<b>Season</b>	
88	1980 (22.4 avg.)
87	2001 (23.3 avg.)

# TEAM RECORDS

## Opponent

85	2002 (21.4 avg.)
76	1979 (20.0 avg.)
	2008 (24.0 avg.)

## Game

9	at Philadelphia, 11/19/67 (231 yds.)
	vs. San Francisco, 10/1/72 (201 yds.)
	vs. Carolina, 12/05/04 (237 yds.)

## Opponent

9	vs. Green Bay, 11/24/08 (180 yds.)
---	------------------------------------

## FEWEST RETURNS

### Season

26	1982* (22.2 avg.)
42	1992 (19.4 avg.)

### Opponent

20	1982* (19.4 avg.)
33	1973 (21.9 avg.)

## MOST YARDS

### Season

2,027	2001 (87 ret.)
1,973	1980 (88 ret.)

### Opponent

1,827	2008 (76 ret.)
1,817	2002 (85 ret.)

## Game

304	vs. L.A. Rams, 10/23/94 (7 ret.)
242	vs. Minnesota, 12/15/02 (6 ret.)
233	at San Francisco, 9/21/86 (5 ret.)
	vs. St. Louis, 11/4/07 (8 ret.)

## Opponent

230	vs. N.Y. Giants, 10/18/09 (8 ret.)
221	at San Diego, 9/10/00 (6 ret.)

## HIGHEST AVERAGE

### Season

24.8	2002 (79 ret.)
24.4	2009 (57 ret.)

### Opponent

25.5	1975 (42 ret.)
------	----------------

## LOWEST AVERAGE

### Season

17.6	1991 (50 ret.)
18.9	1976 (62 ret.)

### Opponent

16.2	1990 (36 ret.)
------	----------------

## MOST RETURNS FOR TOUCHDOWNS

### Season

2	1967, 1994, 2002, 2004
---	------------------------

### Opponent

2	1971, 1991, 2000, 2003
---	------------------------

## Game

2	vs. L.A. Rams 10/23/94
---	------------------------

## Opponent

1	13 times (last at Chicago 12/21/08)
---	--

## Combined Kickoff/ Punt Returns

## MOST YARDS RETURNED Season

2,581	2002 (625 punt, 1,956 KO)
2,315	2001 (288 punt, 2,027 KO)
2,267	2004 (388 punt, 1,879 KO)

## Opponent

2,237	2000 (494 punt, 1,743 KO)
-------	---------------------------

## Game

354	vs. Minnesota, 10/6/08 (178 punt, 176 kickoff)
347	vs. L.A. Rams, 10/23/94 (43 punt, 304 kickoff)

## Opponent

341	vs. L.A. Rams, 10/23/94 (144 punt, 197 kickoff)
-----	--

## MOST RETURNED FOR TOUCHDOWNS

### Season

3	1993 (2 punt, 1 kickoff) 2002 (1 punt, 2 kickoff) 2008 (3 punt)
---	---

### Opponent

4	2000 (2 punt, 2 kickoff)
---	--------------------------

## Game

2	vs. L.A. Rams, 10/23/94 (2 kickoff) vs. Minnesota, 10/6/08 (2 punt)
---	--

## Opponent

1	38 times (last vs. Tampa Bay, 12/27/09) (1 punt)
---	---

## Penalties

## MOST

### Season

135	2005 (1,130 yards)
129	2004 (1,141 yds.)
124	2000 (1,024 yds.)

### Opponent

132	1998 (1,164 yds.)
-----	-------------------

## Game

17	at St. Louis, 11/26/00 (116 yds.)
16	at Atlanta, 11/17/02 (133 yds.)

## Opponent

14	7 times, last vs. San Diego, 10/26/08 (134 yds.)
----	---

## FEWEST

### Season

58	1973 (516 yds.)
60	1992 (567 yds.)

### Opponent

52	1982* (459 yds.)
69	1973 (751 yds.)

## Game

0	vs. Seattle, 11/10/85
---	-----------------------

## Opponent

0	at Washington, 9/21/75 at San Francisco, 12/11/8 at San Francisco, 12/23/90 vs. San Francisco, 1/6/02 vs. New England, 11/30/09
---	---

## MOST PENALTY YARDS

### Season

1,141	2004 (129 pen.)
1,130	2005
1,044	1978 (104 pen.)

### Opponent

1,164	1998 (132 pen.)
-------	-----------------

## Game

149	at Chicago, 10/8/00 (10 pen.)
142	at N.Y. Giants, 10/6/68 (12 pen.)

## Opponent

171	at Philadelphia, 11/23/03 (14 pen.)
-----	-------------------------------------

## FEWEST PENALTY YARDS

### Season

514	1982* (63 pen.)
516	1973 (58 pen.)

### Opponent

459	1982* (52 pen.)
590	1993 (86 pen.)

## Safeties

## MOST

### Season

3	1989
2	1987, 1988, 1998

### Opponent

3	1983
2	1969, 1973, 1976

## Game

2	vs. Cleveland, 9/13/87
1	20 times (last at Denver, 9/21/08)

## Opponent

1	25 times (last vs. San Diego 10/26/08)
---	---

## 3rd Down Conversions

## MOST

### Season

106	2003 (229 att.)
105	2006 (234 att.)

### Opponent

105	1979 (239 att.)
-----	-----------------

## FEWEST

### Season

48	1982* (128 att.)
54	1997 (207 att.)

### Opponent

36	1982* (103 att.)
49	1991 (188 att.)

# TWO-TEAM RECORDS

## Scoring

### MOST POINTS

93 New Orleans 51 at St. Louis 42, 11/2/69

### FEWEST POINTS

6 L.A. Rams 0 at New Orleans 6, 11/9/86

### MOST TOUCHDOWNS

13 New Orleans 7 at St. Louis 6, 11/2/69

### FEWEST TOUCHDOWNS (Final Score)

0 Rams 0 at New Orleans 6, 11/9/86;  
Pittsburgh 9 at New Orleans 6, 12/1/90;  
New Orleans 9 vs. Tampa Bay 3, 10/25/98

## First Downs

### MOST FIRST DOWNS

58 Atlanta 35 at New Orleans 23, 9/2/79

### FEWEST FIRST DOWNS

20 Minnesota 8 at New Orleans 12, 9/12/70

## NetYards

### MOST YARDS GAINED

1,064 Atlanta 552 at New Orleans 512, 9/2/79

### FEWEST YARDS GAINED

345 New Orleans 179 vs. Atlanta 166, 10/12/97

## Rushing

### MOST RUSHES

86 New Orleans 39 at Atlanta 47, 12/16/73

### MOST YARDS

490 L.A. Rams 340 at New Orleans 150,  
11/25/73

### FEWEST YARDS

72 New Orleans 11 at Baltimore 61, 12/19/99

### MOST TOUCHDOWNS

7 New Orleans 4 at Seattle 3, 11/21/76

## Passing

### MOST YARDS

785 New Orleans 510 vs. Cincinnati 275, 11/19/06  
779 New Orleans 435 vs. Jacksonville 344, 11/4/07

### FEWEST YARDS

77 San Francisco 44 at New Orleans 33, 11/13/77

### MOST PASSES ATTEMPTED

95 New Orleans 42 at Tampa Bay 53, 9/8/02  
94 New Orleans 55 at San Francisco 39, 9/25/94

### MOST PASSES COMPLETED

65 New Orleans 35 at Washington 30, 12/6/09  
60 New Orleans 39 at Denver 21, 9/21/08

### MOST TOUCHDOWNS

12 New Orleans 6 at St. Louis 6, 11/2/69

### MOST PASSES INTERCEPTED

9 Green Bay 7 at New Orleans 2, 9/14/86

## Punts

### MOST

21 New Orleans 9 at Chicago 12, 10/5/97

### FEWEST

1 New Orleans 0 at San Francisco 1, 10/20/02  
2 New Orleans 1 at Washington 1, 11/18/90  
New Orleans 1 at Atlanta, 12/13/09

## Penalties

### MOST

31 New Orleans 17 at St. Louis 14, 11/26/00

### FEWEST

2 New Orleans 2 at San Francisco 0, 12/11/88;  
Atlanta 1 at New Orleans 1, 12/3/92

### MOST YARDS PENALIZED

272 New Orleans 101 at Philadelphia 171, 11/23/03  
248 New Orleans 116 at St. Louis 132, 11/26/00

### FEWEST YARDS PENALIZED

11 New Orleans 11 at San Francisco 0, 12/11/88

## Fumbles

### MOST

10 Cleveland 7 at New Orleans 3, 12/12/71;  
New Orleans 5 at Carolina 5, 10/14/01;  
New Orleans 5 at St. Louis 5, 10/28/01

## Turnovers

### MOST

11 Dallas 7 at New Orleans 4, 11/3/68;  
Chicago 5 at New Orleans 6, 9/18/83

## Quarterback Sacks

### MOST

15 Atlanta 10 at New Orleans 5, 10/12/97



# CONSECUTIVERECORDS

## Individual

### GAMES PLAYED

- 147 Jim Dombrowski (10/25/87 — 11/3/96)
- 144 Wayne Martin (9/1/91 — 1/2/00)
- Kevin Houser (9/3/00 — 12/28/08)
- 143 Eric Martin (9/8/85 — 1/2/93)
- 122 Morten Andersen (10/25/87 — 12/24/94)

### GAMES STARTED

- 144 Wayne Martin (9/1/91 — 1/2/99)
- 91 Ricky Jackson (9/6/81 — 9/20/87)
- 90 Jim Dombrowski (10/25/87 — 12/26/92)

### GAMES, SCORING POINTS

- 174 Morten Andersen (12/11/83 — 12/24/94)

### GAMES, SCORING TOUCHDOWN

- 6 Dalton Hilliard (12/18/88 — 10/8/89)
- Dalton Hilliard (10/18 — 11/29/92)
- Pierre Thomas (11/16/ — 12/21/08)**

### GAMES, SCORING FIELD GOAL

- 22 John Carney (10/6/02 — 11/16/03)
- 20 Morten Andersen (10/25/87 — 11/6/88)
- 19 Morten Andersen (11/24/85 — 12/7/86)
- 17 Morten Andersen (11/18/90 — 11/10/91)
- 16 Morten Andersen (9/20/92 — 9/12/93)

### FIELD GOALS MADE

- 25 Morten Andersen (11/1/92 — 9/12/93)
- 20 Morten Andersen (11/24/85 — 10/5/86)

### GAMES, RUSHING TOUCHDOWN

- 5 Dalton Hilliard (10/22 — 11/19/89)
- Ricky Williams (9/24 — 10/29/00)

### GAMES, RECEIVING TOUCHDOWN

- 5 Lance Moore (10/26 — 11/30/08)**
- Marques Colston (12/11/08 — 9/20/09)**
- Robert Meachem (11/8 — 12/6/09)**
- 4 Lonzell Hill (9/18 — 10/9/88)
- Dalton Hilliard (10/18 — 11/15/92)
- Quinn Early (10/17 — 11/14/93)
- Quinn Early (11/12 — 12/3/95)
- Joe Horn (12/2 — 12/23/01)
- Donté Stallworth (9/8 — 9/29/02)
- Joe Horn (10/5 — 10/26/03)
- Joe Horn (11/28 — 12/19/04)

### GAMES, RUSHING FOR 100 OR MORE YARDS

- 9 Deuce McAllister (9/28 — 11/30/03)
- 5 Ricky Williams (9/17 — 10/22/00)
- 4 Deuce McAllister (10/6 — 10/27/02)
- 3 George Rogers (10/11 — 10/25/81)
- Wayne Wilson (9/25 — 10/9/93)
- Dalton Hilliard (11/12 — 11/26/89)

### GAMES, PASSING TOUCHDOWN

- 13 Archie Manning (11/26/78 — 10/28/79)
- 12 Aaron Brooks (10/10/04 — 1/2/05)

### GAMES, 250+ PASSING YARDS

- 6 Drew Brees (10/15 — 11/26/06)**

### GAMES, 300+ PASSING YARDS

- 5 Drew Brees (10/29 — 11/26/06)**

### GAMES, NO INTERCEPTIONS

- 6 Aaron Brooks (11/23 — 12/28/03)
- 4 Aaron Brooks (12/1 — 12/22/02)

### PASS COMPLETIONS

- 19 Drew Brees (12/27/09)**
- 17 Drew Brees (12/16 — 12/23/07)**

### GAMES, PASS RECEPTION

- 105 Eric Martin (11/1/87 — 1/2/94)
- 82 Joe Horn (9/3/00 — 9/25/05)
- 79 Danny Abramowicz (9/17/67 — 12/16/73)

### POINTS AFTER TOUCHDOWN

- 119 Morten Andersen (10/22/89 — 12/3/92)
- 88 Doug Brien (11/5/95 — 9/12/99)

## Team

### REGULAR SEASON VICTORIES

- 13 9/13 — 12/13/09
- 9 11/1 — 12/27/87
- 12/23/90 — 10/20/91
- 7 9/11 — 10/23/88

### PRESEASON VICTORIES

- 5 8/12 — 9/9/67

### REGULAR SEASON DEFEATS

- 14 9/7 — 12/7/80

### PRESEASON DEFEATS

- 6 8/6 — 9/12/71

### VICTORIES VS. ONE TEAM

- 7 vs. L.A. Rams; 12/9/90 — 10/3/93

### DEFEATS VS. ONE TEAM

- 10 vs. Atlanta; 9/17/95 — 12/5/99

### HOME VICTORIES

- 6 9/13 — 11/30/09
- 5 12/31/90 — 10/20/91
- 10/11 — 12/3/92

### ROAD VICTORIES

- 10 10/18/87 — 10/6/88
- 8 12/21/08 — 12/13/09

### HOME DEFEATS

- 10 12/3/79 — 12/21/80

### ROAD DEFEATS

- 14 11/5/72 — 10/13/74
- 14 10/18/98 — 1/2/00

### GAMES SCORING

- 216 12/11/83 — 10/12/97
- (5th-longest since 1970 AFL-NFL merger)

### GAMES WITH A SACK

- 60 12/24/94 — 11/22/98
- (tied-4th-longest in NFL history)

## 100YardRushingGames (120)

Yds.	Att.	Player	Opponent	Date
206	24	George Rogers	vs. St. Louis	9/4/83
203	28	Rueben Mayes	vs. Miami	12/7/86
184	19	Deuce McAllister	at Philadelphia	11/23/03
179	40	Ricky Williams	vs. Cleveland	10/31/99
174	20	Ray Zellers	vs. Chicago	10/13/96
173	28	Deuce McAllister	vs. Atlanta	11/16/03
172	24	Rueben Mayes	vs. Tampa Bay	10/19/86
166	33	George Rogers	vs. Dallas	12/19/82
165	30	Deuce McAllister	at Washington	11/30/03
162	29	George Rogers	vs. L.A. Rams	9/13/81
162	29	Mario Bates	vs. Detroit	9/21/97
161	22	Chuck Muncie	vs. Atlanta	9/2/79
161	24	George Rogers	at L.A. Rams	11/8/81
160	34	Wayne Wilson	vs. Miami	10/2/83
160	35	Earl Campbell	at Minnesota	11/24/85
158	29	Dalton Hilliard	at Atlanta	11/19/89
157	33	Rueben Mayes	vs. New England	11/30/86
157	24	Lamar Smith	at Indianapolis	9/27/98
156	29	Ricky Williams	at Atlanta	10/22/00
155	20	Craig Heyward	vs. Tampa Bay	11/11/90
148	22	Alvin Maxson	vs. St. Louis	12/8/74
147	24	Rueben Mayes	vs. Cleveland	9/13/87
147	31	Ricky Williams	at Carolina	10/14/01
146*	14	Tony Galbreath	at Kansas City	9/26/76
144	29	Rueben Mayes	vs. San Francisco	10/25/87
144	38	Ricky Williams	vs. Carolina	10/15/00
143	28	Mike Bell	vs. Detroit	9/13/09
142	27	Andy Livingston	vs. Washington	9/21/69
142	28	George Rogers	at Houston	11/22/81
141	22	Mario Bates	vs. Atlanta	11/13/94
140	28	Deuce McAllister	at Carolina	1/2/05
139	35	Dwight Beverly	at St. Louis	10/11/87
139	21	Deuce McAllister	vs. San Francisco	10/20/02
138	33	Wayne Wilson	at Chicago	9/19/82
138	28	Fred McAfee	vs. Atlanta	11/24/91
137	20	George Rogers	vs. Atlanta	11/6/83
136	30	Ricky Williams	vs. Minnesota	10/7/01
136	26	Deuce McAllister	vs. San Francisco	12/3/06
134	17	George Rogers	vs. Philadelphia	10/11/81
131	25	Rueben Mayes	at St. Louis	11/16/86
130	27	Deuce McAllister	vs. Buffalo	10/2/05
129	32	Mario Bates	at N.Y. Giants	12/15/96
128	21	Chuck Muncie	vs. Oakland	12/3/79
128	28	Rueben Mayes	vs. San Francisco	11/2/86
128	30	Ricky Williams	at Chicago	10/8/00
128	29	Deuce McAllister	vs. Atlanta	12/26/04
127	16	Don McCall	vs. Washington	9/22/68
127	25	Dalton Hilliard	vs. Atlanta	12/18/88
127	32	Deuce McAllister	at Baltimore	12/8/02
127	16	Deuce McAllister	vs. Kansas City	11/14/04
126*	25	Chuck Muncie	at Kansas City	9/26/76
126*	20	Reggie Bush	at N.Y. Giants	12/24/06
126	14	Pierre Thomas	at Buffalo	9/27/09
125	25	Derek Brown	vs. Detroit	9/19/93
124	32	George Rogers	vs. L.A. Rams	12/18/83
124	23	Deuce McAllister	at Carolina	10/5/03
123	33	George Rogers	vs. Kansas City	11/21/82
123	15	Mario Bates	at New England	12/3/95
123	21	Deuce McAllister	vs. Green Bay	9/15/02
123	23	Deuce McAllister	vs. Pittsburgh	10/6/02
123	15	Deuce McAllister	vs. Tampa Bay	10/8/06
122	18	George Rogers	at Cleveland	10/18/81
122*	19	Craig Heyward	at Cincinnati	11/4/90
121	24	Ricky Williams	at San Francisco	11/11/01
121	29	Deuce McAllister	at Washington	10/13/02
120	23	George Rogers	vs. Tampa Bay	11/29/81
120	28	Ricky Williams	vs. Indianapolis	11/18/01
117	18	Chuck Muncie	vs. San Francisco	11/11/79
117	28	Deuce McAllister	vs. Carolina	12/29/02
116	29	Deuce McAllister	vs. Chicago	10/12/03
116	21	Deuce McAllister	at Atlanta	10/19/03
115	25	George Rogers	at San Francisco	9/27/81

115	25	Rueben Mayes	vs. Denver	11/20/88
115*	30	Rueben Mayes	at Cincinnati	11/4/90
115	17	Deuce McAllister	vs. Atlanta	10/27/02
114	21	George Rogers	at Buffalo	10/30/83
114	15	Jimmy Rogers	at Washington	10/26/80
113	26	Bob Gresham	at Green Bay	11/28/71
113	31	George Rogers	vs. Cincinnati	10/25/81
113	11	Hokie Gajan	vs. N.Y. Jets	11/21/83
112	19	Rueben Mayes	at Atlanta	11/1/87
112	24	Dalton Hilliard	vs. L.A. Rams	11/26/89
111	24	Ricky Williams	at N.Y. Giants	10/24/99
111	21	Deuce McAllister	at Dallas	12/10/06
110	14	Tony Baker	at St. Louis	11/2/69
110	26	Deuce McAllister	at Tampa Bay	11/2/03
110	17	Antowain Smith	vs. Chicago	11/6/05
109	27	Mike Strachan	vs. Atlanta	11/2/75
109	15	Chuck Muncie	vs. L.A. Rams	11/28/76
109	11	Craig Heyward	vs. L.A. Raiders	10/23/88
109	31	Deuce McAllister	at Tampa Bay	9/8/02
108	31	Wayne Wilson	at Dallas	9/25/83
108	24	Wayne Wilson	at San Francisco	9/29/85
108	22	Rueben Mayes	at Indianapolis	10/12/86
108+	11	Aaron Brooks	at San Francisco	12/10/00
108*	27	Deuce McAllister	vs. N.Y. Giants	12/24/06
107	20	Chuck Muncie	vs. N.Y. Jets	12/4/77
107	30	George Rogers	vs. San Francisco	12/20/81
107	23	Ricky Williams	at Seattle	9/17/00
106	28	Dalton Hilliard	at New England	11/12/89
106	20	Gill Fenerty	vs. Minnesota	9/22/91
106	21	Derek Brown	vs. Green Bay	11/14/93
106	26	Mario Bates	at San Francisco	10/29/95
106	22	Mario Bates	vs. St. Louis	11/5/95
106	18	Aaron Stecker	at St. Louis	9/26/04
105	24	Mike Strachan	vs. Green Bay	10/12/75
105*	20	Pierre Thomas	at Chicago	12/30/07
104	10	Gill Fenerty	at L.A. Rams	12/9/90
103	18	Wayne Wilson	at Atlanta	10/9/83
103	20	Ricky Williams	vs. Philadelphia	9/24/00
102	13	Chuck Muncie	at St. Louis	10/23/77
102	20	George Rogers	vs. Atlanta	9/2/84
102	27	Ricky Williams	vs. Carolina	12/2/01
102	21	Deuce McAllister	vs. Tampa Bay	10/10/04
102	16	Pierre Thomas	vs. Atlanta	12/7/08
101	17	Deuce McAllister	vs. Indianapolis	9/28/03
101	26	Deuce McAllister	vs. Carolina	10/26/03
100	20	Tony Galbreath	vs. L.A. Rams	10/30/77
100	23	Deuce McAllister	at Atlanta	11/28/04
100	20	Aaron Stecker	at Atlanta	12/10/07

\* - part of a dual 100-yard game

# - part of a 100-yard rushing/100-yard receiving game

+ - only QB in team history to rush for 100 yards or more

**MOST BY PLAYER:** Deuce McAllister (27), George Rogers (16), Ricky Williams (12), Rueben Mayes (11), Chuck Muncie (7), Mario Bates (6), Wayne Wilson (5), Dalton Hilliard (4), Craig Heyward (3), **Pierre Thomas (3)**, Derek Brown (2), Gill Fenerty (2), Tony Galbreath (2), Aaron Stecker (2), Mike Strachan (2), Tony Baker (1), Mike Bell (1), Dwight Beverly (1), Aaron Brooks (1), **Reggie Bush (1)**, Earl Campbell (1), Hokie Gajan (1), Bob Gresham (1), Andy Livingston (1), Alvin Maxson (1), Fred McAfee (1), Don McCall (1), Jimmy Rogers (1), Antowain Smith (1), Lamar Smith (1), Ray Zellers (1).

## 300YardPassingGames (69)

Yds	Player	A	C	Opponent	Date
510	Drew Brees	52	37	vs. Cincinnati	11/19/06
445	Drew Brees	49	35	vs. Jacksonville	11/4/07
441	Aaron Brooks	48	30	vs. Denver	12/3/00
422	Drew Brees	58	31	at Atlanta	11/9/08
421	Drew Brees	48	39	at Denver	9/21/08
419	Drew Brees	49	35	at Washington	12/6/09
398	Drew Brees	47	31	at Pittsburgh	11/12/06
386	Drew Brees	49	30	vs. Carolina	12/28/08
384	Drew Brees	38	26	at Dallas	12/10/06
383	Drew Brees	45	24	vs. Baltimore	10/29/06

## BIG GAMES

377 Archie Manning	38 24 at San Francisco	12/7/80	167 5 Joe Horn	vs. Kansas City	11/14/04
376 Aaron Brooks	60 34 vs. Denver	11/21/04	<b>166 8 Marques Colston</b>	<b>vs. N.Y. Giants</b>	<b>10/18/09</b>
376 Jim Everett	46 31 vs. Washington	9/11/94	165 8 Danny Abramowicz	at Cincinnati	11/29/70
375 Aaron Brooks	45 27 vs. N.Y. Giants	9/19/05	164 3 Eric Martin	vs. Green Bay	9/14/86
<b>371 Drew Brees</b>	<b>23 18 vs. New England</b>	<b>11/30/09</b>	<b>163* 6 Marques Colston</b>	<b>vs. Baltimore</b>	<b>10/29/06</b>
370 Jim Everett	43 29 vs. Atlanta	9/17/95	160 8 Joe Horn	vs. Carolina	12/5/04
<b>369 Drew Brees</b>	<b>30 23 vs. N.Y. Giants</b>	<b>10/18/09</b>	159 4 Larry Burton	at Atlanta	11/27/75
364 Jim Everett	45 29 vs. Green Bay	12/16/95	<b>159 10 Marques Colston</b>	<b>vs. Jacksonville</b>	<b>11/4/07</b>
<b>363 Drew Brees</b>	<b>35 23 vs. San Francisco</b>	<b>9/28/08</b>	<b>158 4 Devery Henderson</b>	<b>at Atlanta</b>	<b>11/26/06</b>
<b>358 Drew Brees</b>	<b>34 26 vs. Detroit</b>	<b>9/13/09</b>	156 12 Danny Abramowicz	vs. Pittsburgh	10/29/67
355 Archie Manning	28 20 at San Francisco	9/23/79	156 5 Michael Haynes	at Cincinnati	9/15/96
355 Bobby Hebert	26 19 at Phoenix	10/18/92	156 8 Willie Jackson	vs. St. Louis	12/7/01
354 Billy Joe Tolliver	45 28 vs. Tennessee	10/17/99	154 3 Keith Poole	at Atlanta	10/18/98
<b>353 Drew Brees</b>	<b>41 26 at Green Bay</b>	<b>9/17/06</b>	153 8 Eric Martin	vs. Cleveland	10/14/90
352 Aaron Brooks	30 23 at Atlanta	10/19/03	151 8 Eric Martin	at Phoenix	10/18/92
<b>351 Drew Brees</b>	<b>40 30 at Detroit</b>	<b>12/21/08</b>	150 9 Quinn Early	at Minnesota	11/19/95
<b>349 Drew Brees</b>	<b>38 28 at Carolina</b>	<b>10/1/06</b>	150 13 Joe Horn	vs. Carolina	12/2/01
<b>349 Drew Brees</b>	<b>30 21 at Atlanta</b>	<b>11/26/06</b>	148 8 Sean Dawkins	at San Francisco	11/22/98
347 Aaron Brooks	37 22 at San Francisco	11/11/01	148 8 Joe Horn	vs. Indianapolis	11/18/01
345 Billy Kilmer	32 22 at St. Louis	11/2/69	146 10 Eric Martin	at Washington	11/6/88
344 Archie Manning	32 22 at Pittsburgh	11/5/78	145 7 Al Dodd	at St. Louis	11/2/69
343 Aaron Brooks	50 27 at New England	11/20/05	144 7 Danny Abramowicz	at Washington	12/17/67
343 Jim Everett	27 23 at Denver	12/24/94	144 8 Henry Childs	at San Francisco	12/7/80
<b>343 Drew Brees</b>	<b>32 23 vs. Tampa Bay</b>	<b>9/7/08</b>	143* 9 Joe Horn	vs. N.Y. Giants	9/19/05
341 Wade Wilson	34 22 at Atlanta	9/12/93	<b>142 8 Robert Meachem</b>	<b>at Washington</b>	<b>12/6/09</b>
<b>339 Drew Brees</b>	<b>41 30 vs. San Diego</b>	<b>10/26/08</b>	141* 8 Donté Stallworth	vs. N.Y. Giants	9/19/05
<b>336 Drew Brees</b>	<b>39 31 at San Francisco</b>	<b>10/28/07</b>	140 7 Danny Abramowicz	vs. San Francisco	12/13/70
335 Jim Everett	37 25 at Minnesota	11/19/95	140 8 Wes Chandler	vs. Atlanta	10/19/80
333 Ken Stabler	43 29 vs. Tampa Bay	12/5/82	<b>140 7 Marques Colston</b>	<b>at Atlanta</b>	<b>11/9/08</b>
330 Aaron Brooks	40 26 vs. Carolina	12/2/01	139* 9 Wes Chandler	vs. Philadelphia	11/9/80
<b>330 Drew Brees</b>	<b>46 26 vs. Minnesota</b>	<b>10/6/08</b>	138 4 Eddie Kennison	vs. Atlanta	10/10/99
<b>330 Drew Brees</b>	<b>35 24 vs. Carolina</b>	<b>11/8/09</b>	138 7 Joe Horn	at Atlanta	12/9/01
328 Kerry Collins	44 22 at San Francisco	11/22/98	135 5 Eugene Goodlow	vs. San Francisco	12/15/85
<b>328 Drew Brees</b>	<b>41 28 at Atlanta</b>	<b>12/10/07</b>	134 3 Joe Horn	at Atlanta	11/17/02
326 Jim Everett	37 26 vs. Kansas City	9/4/94	133 8 Joe Horn	at Atlanta	10/19/03
325 Dave Wilson	32 20 vs. Cincinnati	12/9/84	133 9 Joe Horn	vs. NY Giants	12/14/03
325 Billy Joe Tolliver	48 24 at Carolina	11/1/98	132 6 Eric Martin	vs. L.A. Rams	10/30/88
323 Archie Manning	32 23 vs. Atlanta	10/19/80	132 10 Floyd Turner	at San Francisco	12/1/91
<b>323 Drew Brees</b>	<b>26 20 vs. Green Bay</b>	<b>11/24/08</b>	<b>132 5 Marques Colston</b>	<b>at Carolina</b>	<b>10/1/06</b>
320 Bobby Hebert	39 28 vs. L.A. Raiders	12/16/91	131 6 Hoby Brenner	vs. St. Louis	9/23/84
<b>320 Drew Brees</b>	<b>60 35 at Chicago</b>	<b>12/30/07</b>	131 5 Eric Martin	vs. N.Y. Jets	10/15/89
<b>320 Drew Brees</b>	<b>30 26 vs. Oakland</b>	<b>10/12/08</b>	131 10 Eric Martin	at Washington	11/18/90
318 Aaron Brooks	40 23 vs. Cleveland	11/24/02	<b>131 9 Reggie Bush</b>	<b>vs. San Francisco</b>	<b>12/3/06</b>
317 Steve Walsh	42 25 at San Francisco	12/1/91	130 6 Eric Martin	vs. Houston	12/13/87
316 Aaron Brooks	41 24 at St. Louis	9/26/04	129 8 Danny Abramowicz	vs. Pittsburgh	12/21/69
<b>315 Drew Brees</b>	<b>30 26 vs. Arizona</b>	<b>12/16/07</b>	129 8 Donté Stallworth	vs. Buffalo	10/2/05
314 Archie Manning	40 25 vs. San Francisco	9/7/80	<b>129 8 Marques Colston</b>	<b>vs. St. Louis</b>	<b>11/1/07</b>
314 Archie Manning	36 25 at Detroit	10/12/80	127 12 John Beasley	at San Diego	11/18/73
<b>314 Drew Brees</b>	<b>32 24 at Tampa Bay</b>	<b>11/5/06</b>	127 4 Wes Chandler	at San Francisco	9/23/79
<b>311 Drew Brees</b>	<b>34 25 at Philadelphia</b>	<b>9/20/09</b>	127 4 Quinn Early	vs. L.A. Raiders	12/16/91
308 Bobby Hebert	49 31 vs. San Francisco	10/8/89	126* 5 Joe Horn	vs. Baltimore	10/29/06
<b>308 Drew Brees</b>	<b>33 25 vs. Atlanta</b>	<b>11/2/09</b>	<b>125 6 Reggie Bush</b>	<b>at Dallas</b>	<b>12/10/06</b>
307 Aaron Brooks	39 16 at New England	11/25/01	124 5 Randal Hill	vs. Arizona	12/14/97
306 Archie Manning	40 25 vs. Philadelphia	11/9/80	123 9 Joe Horn	at Oakland	10/24/04
303 Archie Manning	53 33 at Green Bay	9/10/78	<b>123* 11 Marques Colston</b>	<b>at Tampa Bay</b>	<b>11/5/06</b>
302 John Fourcade	27 15 at Buffalo	12/10/89	<b>123 7 Marques Colston</b>	<b>vs. Carolina</b>	<b>12/28/08</b>
301 Archie Manning	39 24 vs. New England	12/21/80	122 14 Tony Galbreath	at Green Bay	9/10/78
301 Bobby Hebert	35 22 at San Francisco	11/15/92	122 4 Andre Hastings	vs. Dallas	12/6/98
300 Dave Wilson	45 19 at Atlanta	10/20/85	122* 8 Robert Wilson	vs. Denver	12/3/00
<b>MOST BY PLAYER: Drew Brees (30), Aaron Brooks (10), Archie Manning (9), Jim Everett (6), Bobby Hebert (4), Billy Joe Tolliver (2), Dave Wilson (2), Kerry Collins (1), John Fourcade (1), Billy Kilmer (1), Ken Stabler (1), Steve Walsh (1), Wade Wilson (1).</b>			122 10 Donté Stallworth	vs. Denver	11/21/04
			122 9 David Patten	at Atlanta	12/10/07
			121 6 Henry Childs	at Seattle	11/18/79
			121 5 Michael Haynes	vs. San Francisco	11/3/96
			121 5 Randal Hill	at Chicago	10/5/97
			121 8 Joe Horn	at St. Louis	10/28/01
			<b>121# 12 Pierre Thomas</b>	<b>at Chicago</b>	<b>12/30/07</b>
			<b>121* 4 Marques Colston</b>	<b>vs. New England</b>	<b>11/30/09</b>
			120 4 Dave Parks	at N.Y. Giants	10/8/72
			120 9 Eric Martin	vs. Philadelphia	12/18/89
			120 5 Eric Martin	vs. Cincinnati	1/2/94
			120 6 Andre Hastings	vs. St. Louis	12/7/97
			120 6 Joe Horn	vs. Green Bay	9/15/02
			119* 4 Ike Harris	vs. Philadelphia	11/9/80
			119 6 Mike Jones	vs. Miami	12/7/86
			118 9 Joe Horn	vs. Tampa Bay	12/7/03
			<b>118 9 Marques Colston</b>	<b>at Houston</b>	<b>11/18/07</b>

## 100YardReceivingGames (163)

Yds	No	Player	Opponent	Date
205	6	Wes Chandler	vs. Atlanta	9/2/79
200	6	Torrance Small	at Denver	12/24/94
179	9	Floyd Turner	vs. Chicago	10/27/91
170*	10	Joe Horn	vs. Denver	12/3/00
<b>169 10</b>	<b>Marques Colston</b>	<b>at Pittsburgh</b>	<b>11/12/06</b>	
<b>169 9</b>	<b>Devery Henderson</b>	<b>vs. Cincinnati</b>	<b>11/19/06</b>	
167	9	Joe Horn	vs. San Francisco	11/5/00
167	11	Willie Jackson	at San Francisco	11/11/01

117	7	Wes Chandler	vs. Atlanta	11/27/08
117*	3	Henry Childs	at Atlanta	11/25/79
117	8	Wes Chandler	at Atlanta	9/6/81
117	8	Quinn Early	vs. Green Bay	12/16/95
116	5	Eric Martin	at L.A. Rams	10/22/89
116	12	Joe Horn	at San Diego	9/10/00
116	7	Joe Horn	vs. Atlanta	12/17/00
<b>116*</b>	<b>3</b>	<b>Devery Henderson</b>	<b>vs. New England</b>	<b>11/30/09</b>
115	9	Danny Abramowicz	vs. Baltimore	10/19/69
115	4	Paul Seal	vs. Philadelphia	10/27/74
115	5	Floyd Turner	vs. Atlanta	11/24/91
<b>115</b>	<b>5</b>	<b>Lance Moore</b>	<b>at Green Bay</b>	<b>11/24/08</b>
114	7	Dave Parks	at St. Louis	10/11/70
114	3	Michael Lewis	vs. Cleveland	11/24/02
114	3	Donté Stallworth	vs. Dallas	12/28/03
<b>114</b>	<b>8</b>	<b>Marques Colston</b>	<b>vs. Arizona</b>	<b>12/16/07</b>
113	5	Danny Abramowicz	vs. San Francisco	11/23/69
113*	4	Brett Bech	vs. Buffalo	12/27/98
113	9	Andre Hastings	at St. Louis	11/28/99
113	9	Donté Stallworth	vs. San Francisco	9/19/04
113	5	Donté Stallworth	at Dallas	12/12/04
113	8	David Patten	at Seattle	10/14/07
112	7	Henry Childs	at Green Bay	9/9/79
112*	10	Cameron Cleeland	vs. Buffalo	12/27/98
<b>112</b>	<b>8</b>	<b>Reggie Bush</b>	<b>vs. Tampa Bay</b>	<b>9/7/08</b>
111	6	Hoby Brenner	at Atlanta	10/20/85
111	8	Eric Martin	vs. Denver	11/20/88
111	7	Eric Martin	vs. Houston	9/5/93
111	6	Donté Stallworth	at Cincinnati	12/22/02
111	10	Joe Horn	vs. Houston	9/14/03
<b>111*</b>	<b>3</b>	<b>Devery Henderson</b>	<b>at Tampa Bay</b>	<b>11/5/06</b>
110	5	Danny Abramowicz	vs. San Francisco	9/26/71
110	5	Dave Parks	at San Francisco	10/22/72
110	5	Sean Dawkins	vs. Carolina	9/13/98
110	9	Boo Williams	at Philadelphia	11/23/03
110	6	Joe Horn	vs. Seattle	9/12/04
110	6	Joe Horn	vs. Philadelphia	10/15/06
109	2	Walt Roberts	at Philadelphia	11/19/67
109	8	Joe Horn	vs. San Francisco	10/20/02
109	5	David Patten	at San Francisco	10/28/07
108	8	Joe Horn	at Tampa Bay	9/8/02
108	5	Az-Zahir Hakim	at Green Bay	10/9/05
107	5	Eric Martin	vs. L.A. Rams	11/26/89
106	7	Tony Galbreath	vs. Oakland	12/3/79
106	6	Wes Chandler	at Detroit	10/12/80
106	5	Joe Horn	vs. Tampa Bay	12/1/02
<b>106</b>	<b>6</b>	<b>Marques Colston</b>	<b>at Tampa Bay</b>	<b>11/30/08</b>
105	9	Danny Abramowicz	at Atlanta	12/7/69
105	6	Hoby Brenner	vs. Chicago	9/18/83
105	5	Joe Horn	at San Francisco	12/10/00
105	8	Willie Jackson	at N.Y. Giants	9/30/01
<b>105</b>	<b>4</b>	<b>Jeremy Shockey</b>	<b>at Miami</b>	<b>10/25/09</b>
104	6	Keith Poole	at Carolina	1/2/00
<b>104</b>	<b>4</b>	<b>Devery Henderson</b>	<b>vs. Minnesota</b>	<b>10/6/08</b>
103	6	Dave Parks	vs. Pittsburgh	12/15/68
103	6	Wes Chandler	vs. San Francisco	12/3/78
103*	6	Wes Chandler	at Atlanta	11/25/79
103	6	Larry Hardy	vs. San Francisco	9/7/80
103	6	Lindsay Scott	vs. St. Louis	9/12/82
103	6	Eric Martin	vs. L.A. Rams	10/11/92
103	5	Michael Haynes	at Atlanta	12/11/94
<b>103</b>	<b>5</b>	<b>Devery Henderson</b>	<b>vs. Detroit</b>	<b>9/13/09</b>
102	6	Sean Dawkins	at Carolina	11/1/98
102	5	Donté Stallworth	vs. Carolina	12/18/05
<b>102</b>	<b>8</b>	<b>Lance Moore</b>	<b>at Kansas City</b>	<b>11/16/08</b>
101	8	Danny Abramowicz	at N.Y. Giants	10/6/68
101	4	Tyrone Young	at Cleveland	10/28/84
101	3	Hoby Brenner	vs. Cincinnati	12/9/84
101	7	Eric Martin	at St. Louis	10/11/87
101	2	Eric Martin	vs. Tampa Bay	12/6/87
101	8	Quinn Early	vs. Kansas City	9/4/94
101	6	Joe Horn	at Carolina	11/10/02
101	8	Donté Stallworth	at Seattle	9/7/03
101	9	Joe Horn	at Atlanta	11/28/04
<b>101</b>	<b>4</b>	<b>Devery Henderson</b>	<b>vs. Carolina</b>	<b>10/7/07</b>
<b>101</b>	<b>7</b>	<b>Lance Moore</b>	<b>vs. San Francisco</b>	<b>9/28/08</b>

100	3	Henry Childs	at Atlanta	11/26/78
100	4	Eric Martin	at Buffalo	12/10/89
100	6	Az-Zahir Hakim	at St. Louis	10/23/05

\* - part of a dual 100-yard game

# - part of a 100-yard receiving/100-yard rushing game

MOST BY PLAYER: Joe Horn (27), Eric Martin (18),

**Marques Colston (13)**, Danny Abramowicz (10), Wes Chandler (9), Donté Stallworth (9), **Devery Henderson (7)**, Henry Childs (5), Hoby Brenner (4), Quinn Early (4), Dave Parks (4), **Reggie Bush (3)**, Sean Dawkins (3), Andre Hastings (3), Michael Haynes (3), Willie Jackson (3), **Lance Moore (3)**, David Patten (3), Floyd Turner (3), Tony Galbreath (2), Az-Zahir Hakim (2), Randal Hill (2), Keith Poole (2), John Beasley (1), Brett Bech (1), Larry Burton (1), Cameron Cleeland (1), Al Dodd (1), Eugene Goodlow (1), Larry Hardy (1), Ike Harris (1), Mike Jones (1), Eddie Kennison (1), Michael Lewis (1), **Robert Meachem (1)**, Walt Roberts (1), Lindsay Scott (1), Paul Seal (1), **Jeremy Shockey (1)**, Torrance Small (1), **Pierre Thomas (1)**, Boo Williams (1), Robert Wilson (1), Tyrone Young (1).

## 2.5SackGames (40)

Sacks	Player	Opponent	Date
4	Rickey Jackson	at Atlanta	12/14/86
4	Rickey Jackson	at Detroit	9/18/88
4	Pat Swilling	vs. Tampa Bay	11/19/90
4	Wayne Martin	vs. Atlanta	12/3/92
4	Wayne Martin	vs. Detroit	9/21/97
3.5	Jim Wilks	at Philadelphia	12/11/83
3.5	Pat Swilling	at Atlanta	11/19/89
3	Bruce Clark	vs. Tampa Bay	9/9/84
3	Bruce Clark	at L.A. Raiders	10/13/85
3	Rickey Jackson	at Cincinnati	12/20/87
3	Pat Swilling	vs. N.Y. Giants	11/27/88
3	Pat Swilling	at L.A. Rams	10/22/89
3	Pat Swilling	vs. Atlanta	10/29/89
3	Frank Warren	at Philadelphia	12/18/89
3	Rickey Jackson	at Atlanta	9/29/91
3	Pat Swilling	at L.A. Rams	11/3/91
3	Rickey Jackson	vs. L.A. Rams	10/11/92
3	Renaldo Turnbull	vs. Detroit	9/19/93
3	Renaldo Turnbull	at Phoenix	10/31/93
3	Rickey Jackson	vs. Green Bay	11/14/93
3	Darion Conner	at Tampa Bay	9/18/94
3	La'Roi Glover	vs. St. Louis	11/15/98
3	La'Roi Glover	at Baltimore	12/19/99
3	La'Roi Glover	at Chicago	10/8/00
3	La'Roi Glover	vs. Carolina	10/15/00
3	Joe Johnson	at Carolina	11/12/00
3	La'Roi Glover	at St. Louis	11/26/00
3	Joe Johnson	at Buffalo	9/9/01
3	Charlie Clemons	at N.Y. Giants	9/30/01
3	Darrin Smith	vs. Pittsburgh	10/6/02
3	Darren Howard	at Washington	10/13/02
3	Willie Whitehead	at Tampa Bay	11/2/03
3	Charles Grant	at St. Louis	9/26/04
2.5	Jim Wilks	at Atlanta	11/11/84
2.5	Jim Wilks	vs. N.Y. Giants	11/22/87
2.5	Pat Swilling	at Philadelphia	10/13/91
2.5	Frank Warren	vs. Tampa Bay	10/20/91
2.5	Wayne Martin	at N.Y. Giants	12/15/96
2.5	Brady Smith	vs. Carolina	9/12/99
2.5	Brian Young	at Cleveland	9/10/06

**MOST BY PLAYER:** Pat Swilling (7), Rickey Jackson (6), La'Roi Glover (5), Wayne Martin (3), Jim Wilks (3), Bruce Clark (2), Joe Johnson (2), Renaldo Turnbull (2), Frank Warren (2), Darion Conner (1), Charlie Clemons (1), Charles Grant (1), Darren Howard (1), Brady Smith (1), Darrin Smith (1), Willie Whitehead (1), Brian Young (1).



# LASTTIME

## RegularSeason

**500+ yards total offense**  
**SAINTS** – 515, vs. Detroit, 9/13/09 (157 rushing, 358 passing) **Opponent** – 605, vs. Minnesota, 10/27/04 (188 rushing, 417 passing)

**400+ yards total offense**  
**SAINTS** – 463, at Washington, 12/6/09 (55 rushing, 408 passing) **Opponent** – 439, vs. Tampa Bay, 12/27/09 (176 rushing, 263 passing)

**400+ yards passing by a player**  
**SAINTS** – 419, QB **Drew Brees**, at Washington, 12/6/09 (49-35-2-1) **Opponent** – 425, QB **Daunte Culpepper**, vs. Minnesota, 10/17/04 (37-26-5-2)

**300+ yards passing by a player**  
**SAINTS** – 371, QB **Drew Brees**, vs. New England, 11/30/09 (23-18-5-0) **Opponent** – 312, QB **Tony Romo**, vs. Dallas, 12/19/09 (34-22-1-0)

**Six TD passes by a player**  
**SAINTS** – QB **Drew Brees**, vs. Detroit, 9/13/09 **Opponent** – QB **Peyton Manning**, vs. Indianapolis, 9/28/03

**Five TD passes by a player**  
**SAINTS** – QB **Drew Brees**, vs. New England, 11/30/09 **Opponent** – QB **Daunte Culpepper**, vs. Minnesota, 10/17/04

**Four TD passes by a player**  
**SAINTS** – QB **Drew Brees**, vs. New England, 11/30/09 **Opponent** – QB **Drew Brees**, at San Diego, 11/7/04

**200 yards rushing by a player**  
**SAINTS** – 203, RB **Rueben Mayes** (28 att.) vs. Miami, 12/7/86 **Opponent** – 213, RB **Willie Parker** (22 att.) @ Pittsburgh, 11/12/06

**100 yards rushing by a player**  
**SAINTS** – 126, RB **Pierre Thomas** (14 att.) at Buffalo, 9/27/09 **Opponent** – 125, RB **Jonathan Stewart** (16 att.) vs. Carolina, 1/3/10

**Two 100-yard rushers in a game**  
**SAINTS** – 126, RB **Reggie Bush** (20 att.) & 108, RB **Deuce McAllister** (27 att.) @ NY Giants, 12/24/06 **Opponent** – 126, RB **Ottis Anderson** (22 att.) & 102 RB **Wayne Morris** (22 att.) vs. St. Louis Cardinals, 10/5/80

**300 yards receiving by a player**  
**SAINTS** – Has never happened **Opponent** – 336, WR **Willie Anderson**, vs. L.A. Rams, 11/26/89 (15 rec.) – **NFL Record**

**200 yards receiving by a player**  
**SAINTS** – 200, WR **Torrance Small**, at Denver, 12/24/94 (6 rec.) **Opponent** – 220, WR **Jimmy Smith**, at Jacksonville, 11/21/99 (9 rec.)

**100 yards receiving by a player**  
**SAINTS** – 142, WR **Robert Meachem** (8 rec.), at Washington, 12/6/09 **Opponent** – 139, WR **Miles Austin** (7 rec.) vs. Dallas, 12/19/09

**Two 100-yard receivers in a game**  
**SAINTS** – 121, WR **Marques Colston** (4 rec.) & 116, WR **Devery Henderson** (3 rec.), vs. New England, 11/30/09 **Opponent** – 179, WR **Isaac Bruce** (7 rec.) & 107, RB **Trung Canidate** (10 rec.) at St. Louis, 10/28/01

**Four TDs rushing by a player**  
**SAINTS** – Has never happened **Opponent** – RB **Mike Anderson**, vs. Denver, 12/3/00

**Three TDs rushing by a player**  
**SAINTS** – RB **Reggie Bush**, vs. San Francisco, 12/3/06 **Opponent** – RB **Ricky Williams**, at Miami, 10/25/09

**Four TD catches by a player**  
**SAINTS** – WR **Joe Horn**, vs. N.Y. Giants, 12/14/03 **Opponent** – WR **Dave Williams**, at St. Louis Cardinals, 11/2/69

**Three TD catches by a player**  
**SAINTS** – WR **Marques Colston**, at San Francisco, 10/28/07 **Opponent** – WR **Chad Johnson** vs. Cincinnati, 11/19/06

**Four TDs by a player (rushing, receiving, return)**  
**SAINTS** – RB **Reggie Bush**, vs. San Francisco, 12/3/06 (three rushing, one receiving) **Opponent** – RB **Mike Anderson**, vs. Denver, 12/3/00 (all rushing)

**Three TDs by a player (rushing, receiving, return)**  
**SAINTS** – RB **Deuce McAllister**, at Baltimore, 12/8/02 (all rushing) **Opponent** – RB **Ricky Williams**, at Miami, 10/25/09 (all rushing)

**Seven field goals attempted in a game by a player**  
**SAINTS** – K **Morten Andersen**, vs. San Fran., 10/25/87 (Five made) **Opponent** – K **Bobby Howfield**, at N.Y. Jets, 12/3/72 (Six made)

**Six field goals attempted in a game by a player**  
**SAINTS** – K **John Carney**, at St. Louis, 9/26/04 (Five made) **Opponent** – K **John Kasay**, vs. Carolina, 12/5/04 (Six made)

**Five field goals attempted in a game by a player**  
**SAINTS** – K **Garrett Hartley**, at Washington, 12/6/09 (Four made) **Opponent** – K **John Kasay**, vs. Carolina, 12/28/08 (Four made).

**Four field goals attempted by a player**  
**SAINTS** – K **Martin Gramatica**, vs. Minnesota, 10/6/08 (Two made) **Opponent** – K **Shaun Suisham**, at Washington, 12/6/09 (Two made)

**Six field goals converted by a player**  
**SAINTS** – Has never happened **Opponent** – K **John Kasay**, vs. Carolina, 12/5/04 (Six attempts)

**Five field goals converted by a player**  
**SAINTS** – K **John Carney**, at St. Louis, 9/26/04 (Six attempts) **Opponent** – K **John Kasay**, vs. Carolina, 9/8/96 (Five attempts).

**Four field goals converted by a player**  
**SAINTS** – K **Garrett Hartley**, at Washington, 12/6/09 (Five attempts) **Opponent** – K **Olindo Mare**, vs. Miami, 10/30/05 (Four attempts)

**Three INTs in a game by a player**  
**SAINTS** – S **Sammy Knight**, at Buffalo, 9/9/01 (40 yards) **Opponent** – LB **Keith Bullock**, vs. Tennessee, 9/21/07 (51 yards)

**Interception returned for a TD**  
**SAINTS** – CB **Jabari Greer** (48 yards), vs. Atlanta, 11/2/09 **Opponent** – S **Vincent Fuller** (61 yards) vs. Tennessee, 9/24/07

**Fumble returned for a touchdown**  
**SAINTS** – WR **Robert Meachem**, at Washington, 12/6/09 (44 yards) **Opponent** – DE **Kroy Biermann**, vs. Atlanta, 11/2/09 (4 yards)

**Punt returned for a touchdown**  
**SAINTS** – RB **Reggie Bush**, vs. Minnesota, 10/6/08 (64 yards) **Opponent** – WR **Michael Spurlock**, vs. Tampa Bay, 12/27/09 (77 yards)

**Kickoff returned for a touchdown**  
**SAINTS** – WR **Courtney Roby**, at St. Louis, 11/15/09 (97 yards) **Opponent** – RB **Maurice Jones-Drew**, vs. Jacksonville, 11/4/07 (100 yards)

**Punt blocked**  
**SAINTS** – S **Steve Gleason**, vs. Atlanta, 9/25/06 **Opponent** – S **David Gibson**, vs. Tampa Bay, 12/7/03

**Punt blocked and returned for TD**  
**SAINTS** – DE **Frank Warren**, at San Diego, 11/17/91 (37 yards) **Opponent** – FB **Mosi Tatupu**, vs. New England, 11/30/86 (17 yards)

**Punt blocked and recovered in end zone for TD**  
**SAINTS** – CB **Curtis DeLoatch**, vs. Atlanta, 9/25/06 **Opponent** – LB **Roy Bennett**, at San Diego, 10/9/88

**Punt blocked for a safety**  
**SAINTS** – CB **Robert Massey**, vs. Cleveland, 10/14/90. **Opponent** – Has never happened.

**Safety scored**  
**SAINTS** – DE **Charles Grant** tackled RB **Andre Hall** in end zone, at Denver, 9/21/08 **Opponent** – QB **Drew Brees** fumbled out of end zone, at Philadelphia, 9/20/09

**Field goal blocked**  
**SAINTS** – S **Josh Bullocks**, at Seattle, 10/14/07 (44-yard attempt) **Opponent** – DT **Kevin Williams**, vs. Minnesota, 10/6/08 (46-yard attempt)

**FG blocked and returned for TD**  
**SAINTS** – LB **Demario Williams**, vs. Atlanta, 10/16/05 (59 yards) **Opponent** – CB **Antoine Winfield**, vs. Minnesota, 10/6/08 (59 yards)

**PAT kick missed**  
**SAINTS** – K **Garrett Hartley**, at Atlanta, 10/26/08 (wide right) **Opponent** – K **Neil Rackers**, at Cincinnati, 12/22/02 (blocked)

**PAT kick blocked**  
**SAINTS** – DT **Grady Jackson**, at Cincinnati, 12/22/02 **Opponent** – DT **Fred Robbins**, vs. N.Y. Giants, 10/18/09

**Two-point attempt made**  
**SAINTS** – RB **Pierre Thomas** run, at Chicago, 12/30/07 **Opponent** – QB **Matt Ryan** to WR **Michael Jenkins**, vs. Atlanta, 12/7/08

**Two-point attempt failed**  
**SAINTS** – QB **Drew Brees** pass, at Miami, 10/25/09 **Opponent** – QB **Marc Bulger** pass, at St. Louis, 11/15/09

**40+ points scored in a game**  
**SAINTS** – 46, at Miami, 10/25/09 **Opponent** – 41, at Indianapolis, 9/6/07

**50+ points scored in a game**  
**SAINTS** – 51, vs. Green Bay, 11/24/08 **Opponent** – 62, vs. Atlanta, 9/16/73

**Shutout scored in a game**  
**SAINTS** – 12-0, at N.Y. Jets, 12/24/95 **Opponent** – 0-38, vs. San Francisco, 1/6/02

# INDIVIDUAL PLAYOFF RECORDS

## Scoring

### MOST POINTS

**SAINTS** - 18, Willie Jackson, vs. St. Louis (12/30/00)  
**Opponent** - 18, Adrian Peterson, vs. Minnesota (1/24/10)

### MOST TOUCHDOWNS

**SAINTS** - 3, Willie Jackson, vs. St. Louis (12/30/00)  
**Opponent** - 3, Adrian Peterson, vs. Minnesota (1/24/10)

### MOST PATS

**SAINTS** - 6, **Garrett Hartley**, vs. Arizona (1/16/10)  
**Opponent** - 5, Chuck Nelson, vs. Minnesota (1/3/88)

## Rushing

### MOST YARDS GAINED

**SAINTS** - 143, Deuce McAllister (21 att.), vs. Philadelphia (1/13/07)  
**Opponent** - 123, Thomas Jones (19 att.), at Chicago (1/21/07)

### MOST ATTEMPTS

**SAINTS** - 21, Deuce McAllister, vs. Philadelphia (1/13/07)  
**Opponent** - 25 (2x), Robert Smith, vs. Minnesota (1/6/01);  
 Adrian Peterson, vs. Minnesota (1/24/10)

### MOST TOUCHDOWNS

**SAINTS** - 1 (7x), Dalton Hilliard, vs. Atlanta (12/28/91);  
 Craig Heyward, vs. Philadelphia (1/3/93); Deuce  
 McAllister, vs. Philadelphia (1/13/07); **Reggie Bush**, vs.  
 Philadelphia (1/13/07); **Lynell Hamilton**, vs. Arizona  
 (1/16/10); **Reggie Bush**, vs. Arizona (1/16/10); **Pierre**  
**Thomas** (1/24/10)  
**Opponent** - 3, Adrian Peterson, vs. Minnesota (1/24/10)

### HIGHEST AVERAGE PER ATTEMPT (min. 4 rushes)

**SAINTS** - 16.8 (5-84 yds.), **Reggie Bush**, vs. Arizona  
 (1/16/10)  
**Opponent** - 14.5 (6-87 yds.), Tim Hightower, vs. Arizona  
 (1/16/10)

### LONGEST SCORING RUSH

**SAINTS** - 46, **Reggie Bush**, vs. Arizona (1/16/10)  
**Opponent** - 70, Tim Hightower, vs. Arizona (1/16/10)

### Longest Non-Scoring Rush

**SAINTS** - 28, Deuce McAllister, vs. Philadelphia (1/13/07)  
**Opponent** - 30, Daunte Culpepper, at Minnesota (1/6/01)

## Passing

### MOST TOTAL YARDS GAINED

**SAINTS** - 354, **Drew Brees**, at Chicago (1/21/06)  
**Opponent** - 365, Kurt Warner, vs. St. Louis (12/30/00)

### MOST ATTEMPTS

**SAINTS** - 49, **Drew Brees**, at Chicago (1/21/06)  
**Opponent** - 46, Brett Favre, vs. Minnesota (1/24/10)

### MOST COMPLETED

**SAINTS** - 32, **Drew Brees**, vs. Indianapolis (2/7/10)  
**Opponent** - 31, Peyton Manning, vs. Indianapolis (2/7/10)

### MOST TOUCHDOWNS

**SAINTS** - 4, Aaron Brooks, vs. St. Louis (12/30/00)  
**Opponent** - 3 (2x), Kurt Warner vs. St. Louis (12/30/00);  
 Daunte Culpepper at Minnesota (1/6/01)

### HIGHEST COMPLETION PERCENTAGE (min. 10 att.)

**SAINTS** - 82.1 (32-of-39), **Drew Brees**, vs. Indianapolis  
 (2/7/10)  
**Opponent** - 68.9 (31-of-45), Peyton Manning, vs.  
 Indianapolis (2/7/10)

### LONGEST SCORING PASS

**SAINTS** - 88, **Drew Brees** to **Reggie Bush**, at Chicago  
 (1/21/07)  
**Opponent** - 75, Jeff Garcia to Donté Stallworth, vs.  
 Philadelphia (1/13/07)

### LONGEST NON-SCORING PASS

**SAINTS** - 50, Aaron Brooks to Willie Jackson, vs. St. Louis  
 (12/30/00)  
**Opponent** - 40, Peyton Manning to Austin Collie, vs.  
 Indianapolis (2/7/10)

### MOST INTERCEPTIONS

**SAINTS** - 3, Bobby Hebert, vs. Philadelphia (1/3/93)  
**Opponent** - 3, Kurt Warner, vs. St. Louis (12/30/00)

## Receiving

### MOST RECEPTIONS

**SAINTS** - 13, Chad Morton, at Minnesota (1/6/01) - **tied**  
**NFL playoff record**  
**Opponent** - 9, Bernard Berrian, vs. Minnesota (1/24/10)

### MOST YARDS GAINED

**SAINTS** - 144, Quinn Early, vs. Philadelphia (1/3/93)  
**Opponent** - 144, Michael Haynes, vs. Atlanta (12/28/91)

### MOST TOUCHDOWNS

**SAINTS** - 3, Willie Jackson, vs. St. Louis (12/30/00) - **tied**  
**NFL playoff record**  
**Opponent** - 2 (3x), Michael Haynes, vs. Atlanta (12/28/91);  
 Fred Barnett, vs. Philadelphia (1/3/93); Randy Moss, at  
 Minnesota (1/6/01)

## Interceptions

### MOST INTERCEPTIONS

**SAINTS** - 2, Sammy Knight, vs. St. Louis (12/30/00)  
**Opponent** - 2, Eric Allen, vs. Philadelphia (1/3/93)

### LONG INTERCEPTION RETURN

**SAINTS** - 74t, **Tracy Porter**, vs. Indianapolis (2/7/10)  
**Opponent** - 31, Deion Sanders, vs. Atlanta (12/28/91)

### MOST YARDS ON INTERCEPTIONS

**SAINTS** - 74 (1 int.), **Tracy Porter**, vs. Indianapolis (2/7/10)  
**Opponent** - 31 (1 int.), Deion Sanders, vs. Atlanta  
 (12/28/91)

### TOUCHDOWNS

**SAINTS** - 1, **Tracy Porter** (74 yds.), vs. Indianapolis  
 (2/7/10)  
**Opponent** - 1, Eric Allen (18 yds.), vs. Philadelphia  
 (1/3/93)

## Kickoff Returns

### MOST RETURN YARDS

**SAINTS** - 143, **Courtney Roby**, vs. Minnesota (1/24/10)  
**Opponent** - 139, LaRod Stephens-Howling, vs. Arizona  
 (1/16/10)

### MOST RETURNS

**SAINTS** - 7, Fred McAfee, at Minnesota (1/6/01)  
**Opponent** - 5 (3x), Tony Horne, vs. St. Louis (12/30/00);  
 LaRod Stephens-Howling, vs. Arizona (1/16/10); Chad  
 Simpson, vs. Indianapolis (2/7/10)

### LONG RETURN

**SAINTS** - 61, **Courtney Roby**, vs. Minnesota (1/24/10)  
**Opponent** - 39, Dennis Gentry at Chicago (1/6/91)

### TOUCHDOWNS

**SAINTS** - none  
**Opponent** - none



# INDIVIDUAL PLAYOFF RECORDS

## Punt Returns

### MOST RETURN YARDS

**SAINTS** - 109, **Reggie Bush**, vs. Arizona (1/16/10)  
**Opponent** - 143, Anthony Carter, vs. Minnesota (1/3/88)

### MOST RETURNS

**SAINTS** - 3 (4x), Patrick Newman, vs. Philadelphia (1/3/93); Chad Morton, vs. St. Louis (12/30/00); Chad Morton, at Minnesota (1/6/01); **Reggie Bush**, vs. Arizona (1/16/10)

**Opponent** - 6, Anthony Carter, vs. Minnesota (1/3/88)

### LONG RETURN

**SAINTS** - 83t, **Reggie Bush**, vs. Arizona (1/16/10)  
**Opponent** - 84t, Anthony Carter, vs. Minnesota (1/3/88)

### TOUCHDOWNS

**SAINTS** - 1, **Reggie Bush**, vs. Arizona (1/16/10)  
**Opponent** - 1, Anthony Carter (84 yds.), vs. Minnesota (1/3/88)

## Punting

### MOST PUNTS

**SAINTS** - 7, **Thomas Morstead**, vs. Minnesota (1/24/10)  
**Opponent** - 7, Brad Maynard, vs. Chicago (1/21/07)

### MOST YARDS

**SAINTS** - 359, **Thomas Morstead**, vs. Minnesota (1/24/10)  
**Opponent** - 332 Brad Maynard, vs. Chicago (1/21/07)

### HIGHEST GROSS AVERAGE

**SAINTS** - 54.0, Tommy Barnhardt, vs. Atlanta (12/28/91)  
**Opponent** - 51.2, Jeff Feagles, vs. Philadelphia (1/3/93)

### LONG PUNT

**SAINTS** - 66, **Thomas Morstead**, vs. Arizona (1/16/10)  
**Opponent** - 66, Brad Maynard, vs. Chicago (1/21/07)

### MOST PUNTS INSIDE THE 20

**SAINTS** - 4, **Thomas Morstead**, vs. Minnesota (1/24/10)  
**Opponent** - 4, Brad Maynard, vs. Chicago (1/21/07)

## Field Goals

### MOST MADE

**SAINTS** - 3, **Garrett Hartley**, vs. Indianapolis (2/7/10)  
**Opponent** - 3 (2x), Chuck Nelson, vs. Minnesota (1/3/88); Kevin Butler, at Chicago (1/6/91)

### MOST ATTEMPTS

**SAINTS** - 4, Morten Andersen at Chicago (1/6/91)  
**Opponent** - 4, Kevin Butler, at Chicago (1/6/91)

### LONGEST FIELD GOAL MADE

**SAINTS** - 47 (2x), Morten Andersen, at Chicago (1/6/91); **Garrett Hartley**, vs. Indianapolis (2/7/10)  
**Opponent** - 44, Gary Anderson, at Minnesota (1/6/01)

## Defense (from press box totals)

### MOST COMBINED TACKLES

**SAINTS** - 12 (3x), Sam Mills, at Chicago (1/6/91); **Scott Shanle**, vs. Minnesota (1/24/10); **Darren Sharper**, vs. Minnesota (1/24/10)  
**Opponent** - 13, Dwayne Rudd, at Minnesota (1/6/01); Gary Brackett, vs. Indianapolis (2/7/10)

### MOST SOLO TACKLES

**SAINTS** - 12, Sam Mills, at Chicago (1/6/91)  
**Opponent** - 10, Dwayne Rudd, at Minnesota (1/6/01)

### MOST SACKS

**SAINTS** - 2, Renaldo Turnbull, at Chicago (1/6/91); Frank Warren, vs. Atlanta (12/28/91)  
**Opponent** - 2, Darwin Walker, vs. Philadelphia (1/13/07)

## Miscellaneous

### LONGEST SCORING DRIVE - PLAYS

**SAINTS** - 19, vs. Atlanta (12/28/91)  
**Opponent** - 16, at Chicago (1/6/91)

### LONGEST SCORING DRIVE - YARDS

**SAINTS** - 93, at Chicago (1/21/07)  
**Opponent** - 96, vs. Indianapolis (2/7/10)

### LONGEST SCORING DRIVE - TIME ELAPSED

**SAINTS** - 10:49, vs. Atlanta (12/28/91)  
**Opponent** - 8:31, at Chicago (1/6/91)

### SAINTS 100-YARD RUSHING GAMES

143, Deuce McAllister, vs. Philadelphia, (1/13/07)

### OPPONENT 100-YARD RUSHING GAMES

123, Thomas Jones, at Chicago (1/21/07)  
 122, Adrian Peterson, vs. Minnesota (1/24/10)  
 116, Brian Westbrook, vs. Philadelphia (1/13/07)  
 105, Heath Sherman, vs. Philadelphia (1/3/93)  
 102, Neal Anderson, at Chicago (1/6/91)

### SAINTS 300-YARD PASSING GAMES

354, **Drew Brees**, at Chicago (1/21/07)

### OPPONENT 300-YARD PASSING GAMES

365, Kurt Warner, vs. St. Louis (12/30/00)  
 333, Peyton Manning, vs. Indianapolis (2/7/10)  
 310, Brett Favre, vs. Minnesota (1/24/10)  
 302, Daunte Culpepper, at Minnesota (1/6/01)

### SAINTS 100-YARD RECEIVING GAMES

142, Willie Jackson, vs. St. Louis (12/30/00)  
 132, **Reggie Bush**, at Chicago, (1/21/07)  
 125, Willie Jackson, at Minnesota (1/6/01)  
 106, Chad Morton, at Minnesota (1/6/01)

### OPPONENT 100-YARD RECEIVING GAMES

144, Michael Haynes, vs. Atlanta (12/28/91)  
 127, Issac Bruce, vs. St. Louis (12/30/00)  
 121, Randy Moss, at Minnesota (1/6/01)  
 120, Cris Carter, at Minnesota (1/6/01)  
 102, Fred Barnett, vs. Philadelphia (1/3/93)  
 102, Bernard Berrian, vs. Minnesota (1/24/10)

# TEAMPLAYOFFRECORDS

Saints	Category	Opponents
45, vs. Arizona (1/16/10)	Points	44 vs. Minnesota (1/3/88)
27 (2x), last vs. Arizona (1/16/10)	<b>FIRST DOWNS</b>	31, vs. Minnesota (1/24/10)
15, vs. Philadelphia (1/13/07)	Rushing	14, vs. Minnesota (1/3/88)
16 (3x), last vs. Indianapolis (2/7/10)	Passing	17, vs. Minnesota (1/24/10)
4, vs. Atlanta (12/28/91)	Penalty	4, vs. Minnesota (1/24/10)
8 (15 att.), vs. Atlanta (12/28/91)	<b>3rd Down Conversions</b>	10 (17 att.), at Minnesota (1/6/01)
2 (3 att.), at Minnesota (1/6/01)	<b>4th Down Conversions</b>	2 (2 att.), at Chicago (1/21/07)
435, vs. Philadelphia (1/13/07)	<b>TOTAL NET YARDS</b>	475, vs. Minnesota (1/24/10)
72, vs. Philadelphia (1/13/07)	Total Offensive Plays	86, vs. Minnesota (1/3/88)
6.3, vs. Arizona (1/16/10)	Average Gain	7.0, vs. Philadelphia (1/13/07)
208, vs. Philadelphia (1/13/07)	<b>NET RUSHING YARDS</b>	210, vs. Minnesota (1/3/88)
37, vs. Philadelphia (1/13/07)	Attempts	50, vs. Minnesota (1/3/88)
5.6, vs. Philadelphia (1/13/07)	Average Gain	6.7, vs. Arizona (1/16/10)
319, vs. Chicago (1/21/07)	<b>NET PASSING YARDS</b>	350, vs. St. Louis (12/30/00)
2 (3x), last (9 yds.) at Minnesota (1/6/01)	Sacked (Yards)	6 (42 yds.), vs. Minnesota (1/3/88)
354, vs. Chicago (1/21/07)	<b>TOTAL PASSING YARDS</b>	365, vs. St. Louis (12/30/00)
49, vs. Chicago (1/21/07)	Attempts	46, vs. Minnesota (1/24/10)
32, vs. Indianapolis (2/7/10)	Completions	31, vs. Indianapolis (2/7/10)
4, vs. Minnesota (1/3/88)	Interceptions	3, vs. St. Louis (12/30/00)
8.1, vs. St. Louis (12/30/00)	Average Gain	9.7, at Minnesota (1/6/01)
7, vs. Minnesota (1/24/10)	Punts	7, vs. Chicago (1/21/07)
54.0, vs. Atlanta (12/28/91)	Average	51.2, vs. Philadelphia (1/3/93)
212, vs. Minnesota (1/24/10)	<b>TOTAL RETURN YARDAGE</b>	188, vs. Minnesota (1/3/88)
109, vs. Arizona (1/16/10)	Punt Return Yards	143, vs. Minnesota (1/3/88)
183, vs. Minnesota (1/24/10)	Kickoff Return Yards	139, vs. Arizona (1/16/10)
74, vs. Indianapolis (2/7/10)	<b>Interception Return Yards</b>	36 (2x), last vs. Philadelphia (1/3/93)
9, vs. Minnesota (1/24/10)	Penalties	9, vs. St. Louis (12/30/00)
88, vs. Minnesota (1/24/10)	Penalty Yards	60 (2x), last at Minnesota (1/6/01)
4, (2x) last vs. Chicago (1/21/07)	Fumbles	6, vs. Minnesota (1/24/10)
3, vs. Chicago (1/21/07)	Fumbles Lost	3, vs. Minnesota (1/24/10)
6, vs. Arizona (1/16/10)	<b>TOUCHDOWNS</b>	5, vs. Minnesota (1/3/88)
2 (2x), last vs. Arizona (1/16/10)	Rushing	4, vs. Chicago (1/21/07)
4, vs. St. Louis (12/30/00)	Passing	3 (4x), last at Minnesota (1/6/01)
1 (2x), last vs. Indianapolis (2/7/10)	Returns	1 (2x), last vs. Philadelphia (1/3/93)
36:27, vs. Arizona (1/16/10)	<b>TIME OF POSSESSION</b>	41:18, vs. Minnesota (1/3/88)

HISTORY



## RegularSeason

Year	Overall	Pct.	Division	Coach	Home	Pct.	Road	Pct.
1967	3-11	.214	4th-Capitol	Tom Fears	2-5	.286	1-6	.167
1968	4-9-1	.321	3rd-Century	Tom Fears	3-4	.333	1-5-1	.143
1969	5-9	.357	3rd-Capitol	Tom Fears	3-4	.333	2-5	.286
1970	2-11-1	.179	4th-NFC West	Tom Fears (1-5-1)* J.D. Roberts (1-6)	2-5	.286	0-6-1	.071
1971	4-8-2	.357	4th-NFC West	J.D. Roberts	2-4-1	.357	2-4-1	.357
1972	2-11-1	.179	4th-NFC West	J.D. Roberts	2-5	.286	0-6-1	.071
1973	5-9	.357	3rd-NFC West	J.D. Roberts	5-2	.714	0-7	.000
1974	5-9	.357	3rd-NFC West	John North	4-3	.571	1-6	.167
1975	2-12	.143	4th-NFC West	John North (1-5)# Ernie Hefferle (1-7)	2-5	.286	0-7	.000
1976	4-10	.286	4th-NFC West	Hank Stram	2-5	.286	2-5	.286
1977	3-11	.214	4th-NFC West	Hank Stram	2-5	.286	1-6	.167
1978	7-9	.438	3rd-NFC West	Dick Nolan	3-5	.375	4-4	.500
1979	8-8	.500	2nd-NFC West	Dick Nolan	3-5	.375	5-3	.625
1980	1-15	.063	4th-NFC West	Dick Nolan (0-12)+ Dick Stanfel (1-3)	0-8	.000	1-7	.125
1981	4-12	.250	4th-NFC West	Bum Phillips	2-6	.250	2-6	.250
1982	4-5	.444	2nd-NFC West **	Bum Phillips	2-3	.400	2-2	.500
1983	8-8	.500	3rd-NFC West	Bum Phillips	5-3	.625	3-5	.375
1984	7-9	.438	3rd-NFC West	Bum Phillips	3-5	.375	4-4	.500
1985	5-11	.313	3rd-NFC West	Bum Phillips (4-8)- Wade Phillips (1-3)	3-5	.375	2-6	.250
1986	7-9	.438	4th-NFC West	Jim Mora	4-4	.500	3-5	.375
1987	12-3	.800	2nd-NFC West	Jim Mora	6-1	.857	6-2	.750
NFC Wild Card Playoffs: vs. Minnesota, L 10-44								
1988	10-6	.625	3rd-NFC West	Jim Mora	5-3	.625	5-3	.625
1989	9-7	.563	3rd-NFC West	Jim Mora	5-3	.625	4-4	.500
1990	8-8	.500	2nd-NFC West	Jim Mora	5-3	.625	3-5	.375
NFC Wild Card Playoffs: at Chicago, L 6-16								
1991	11-5	.688	1st-NFC West	Jim Mora	6-2	.750	5-3	.625
NFC Wild Card Playoffs: vs. Atlanta, L 20-27								
1992	12-4	.750	2nd-NFC West	Jim Mora	6-2	.750	6-2	.750
NFC Wild Card Playoffs: vs. Philadelphia, L 20-36								
1993	8-8	.500	2nd-NFC West	Jim Mora	4-4	.500	4-4	.500
1994	7-9	.438	2nd-NFC West	Jim Mora	3-5	.375	4-4	.500
1995	7-9	.438	5th-NFC West	Jim Mora	4-4	.500	3-5	.375
1996	3-13	.188	5th-NFC West	Jim Mora (2-6)† Rick Venturi (1-7)	2-6	.250	1-7	.125
1997	6-10	.375	4th-NFC West	Mike Ditka	3-5	.375	3-5	.375
1998	6-10	.375	3rd-NFC West	Mike Ditka	4-4	.500	2-6	.250
1999	3-13	.188	5th-NFC West	Mike Ditka	3-5	.375	0-8	.000
2000	10-6	.625	1st-NFC West	Jim Haslett	3-5	.375	7-1	.875
NFC Wild Card Playoffs: vs. St. Louis, W 31-28; NFC Divisional Playoff: at Minnesota, L 16-34								
2001	7-9	.438	3rd-NFC West	Jim Haslett	3-5	.375	4-4	.500
2002	9-7	.563	3rd-NFC West	Jim Haslett	4-4	.500	5-3	.625
2003	8-8	.500	2nd-NFC South	Jim Haslett	5-3	.625	3-5	.375
2004	8-8	.500	2nd-NFC South	Jim Haslett	3-5	.375	5-3	.625
2005	3-13	.188	4th-NFC South	Jim Haslett	1-7	.125	2-6	.250
2006	10-6	.625	1st-NFC South	Sean Payton	4-4	.500	6-2	.750
NFC Divisional Playoffs: vs. Philadelphia, W 27-24; NFC Championship: at Chicago, L 14-39								
2007	7-9	.438	3rd-NFC South	Sean Payton	3-5	.375	4-4	.500
2008	8-8	.500	4th-NFC South	Sean Payton	6-2	.750	2-6	.250
2009	13-3	.813	1st-NFC South	Sean Payton	6-2	.750	7-1	.875
NFC Divisional Playoffs: vs. Arizona, W 45-14; NFC Championship: vs. Minnesota, W 31-28 (OT); Super Bowl XLIV: vs. Indianapolis, W 31-17								
Totals Since 1967:				Overall	Pct.	Home	Pct.	Road
Tulane Stadium (1967-74):				275-378-5	.422	148-180-1	.420	127-198-4
Louisiana Superdome (1975-present):						23-32-1	.420	
Giants Stadium (2005):						123-141	.466	
San Antonio Alamodome (2005):						0-1	.000	
Tiger Stadium (2005):						1-2	.333	
Wembley Stadium (2008):						0-4	.000	
						1-0	1.000	

## PostSeason

Totals	Overall <sup>S</sup>	Pct.	Home	Pct.	Road	Pct.
Louisiana Superdome (1975-present)	5-6	.454	4-3	.571	0-3	.000

\* - replaced by J.D. Roberts on 11/3/70; # - replaced by Ernie Hefferle on 10/27/75; + - replaced by Dick Stanfel on 11/24/80;  
~ - replaced by Wade Phillips on 11/25/85; † - replaced by Rick Venturi on 10/23/96; \*\* - division finish unofficial due to strike;  
S - includes Super Bowl XLIV (neutral site).



# SAINTS TIMELINE

## 1966

**Nov. 1** - National Football League awarded 16th franchise to New Orleans as NFL Commissioner **Pete Rozelle** made the announcement at New Orleans' Ponchartrain Hotel...the *New Orleans States-Item* headline that afternoon was "N.O. Goes Pro!"; **Dec. 15** - **John W. Mecom, Jr.** becomes majority stockholder-president of franchise; **Dec. 22** - **Victor E. Schwenk** appointed director of player personnel; **Dec. 27** - **Tom Fears** named franchise's first head coach.

## 1967

**Jan. 9** - New Orleans' NFL franchise nicknamed Saints; **Jan. 27** - Saints signed first player, former Ole Miss & L.A. Rams kicker **Paige Cothren**; **Feb. 9** - Saints select 42 players in expansion draft; **March 8** - first season-ticket drive launched...Saints sell 20,000 on first day & 33,400 before first game; **March 14** - Saints make Alabama FB **Leslie Kelley** top choice in NFL draft; **July 1** - Rookies report for first training camp at San Diego's Cal Western; **July 6** - FB **Jim Taylor** signs with Saints; **July 10** - Veterans join rookies at training camp; **July 16** - DE **Doug Atkins** joined Saints in trade with the Chicago Bears; **July 20** - **Bert Rose** named general manager; **Aug. 2** - Saints lost to Los Angeles Rams, 16-7 in first preseason game at Anaheim, Calif.; **Aug. 12** - Saints score first preseason victory by beating the St. Louis Cardinals, 23-14, at Shreveport, La.; **Sept. 9** - Saints record first preseason win in New Orleans, downing the Atlanta Falcons, 27-14 ... the victory gave New Orleans a 5-1 preseason record, best ever for a first-year expansion team; **Sept. 17** - Saints open first regular season schedule in style as rookie RB **John Gilliam** returned the opening kickoff 94 yards for a TD, but lost to the Los Angeles Rams, 27-13 in front of 80,879 at Tulane Stadium; **Nov. 5** - Saints record first regular season win, beating the Philadelphia Eagles, 31-24 as **Walt Roberts** scores 3 TDs; **Dec. 17** - Saints defeat the Washington Redskins, 30-14 to wind up with a 3-11 record, which tied the record for most wins by a first-year expansion franchise.

## 1968

**Jan. 30** - Saints select DT **Kevin Hardy** as first choice in NFL draft; **March 29** - **Victor E. Schwenk** named general manager; **Sept. 10** - FB **Jim Taylor** announces retirement.; **Dec. 15** - Saints beat the Pittsburgh Steelers, in season's final game to emerge with 4-9-1 record and 3rd place finish in Century Division.

## 1969

**Jan. 28** - Saints select G **John Shinnners** in first round of NFL draft; **Feb. 9** - NFL 16-year veteran **Doug Atkins** receives Vince Lombardi Award as NFL's most dedicated player; **Aug. 6** - K **Tom Dempsey** signed by the Saints; **Oct. 5** - In Los Angeles vs. the Rams, **Dempsey** kicks a 55-yard FG, the Saints longest field goal to date...the kick was the NFL's longest that season and one yard shy of tying the NFL mark; **Nov. 2** - Saints snap six-game losing streak at St. Louis, 51-42...the game set NFL record of most total passing TDs in a game as the Saints' **Billy Kilmer** and the Cardinals' **Charlie Johnson** connected on six each; **Nov. 16** - **Tom Dempsey** sets Saints record with four FGs against the N.Y. Giants, hitting his fourth with :11 left in the game to pull out a 25-24 victory; **Dec. 21** - Saints close season with 27-24 win over Pittsburgh to bring record to 5-9...**Danny Abramowicz** wins NFL receiving honors with 73 catches for 1,015 yards and 7 TDs...**Atkins** retired after 17 NFL seasons.

## 1970

**Jan. 16** - In realignment of NFC, Saints form Western Division with the Los Angeles Rams, San Francisco 49ers and the Atlanta Falcons; **Jan. 27** - Saints selected Texas Southern WR **Ken Burrough** with the club's first choice in the NFL draft; **Aug. 8** - Saints head coach **Tom Fears**, a nine-year star WR with the L.A. Rams, inducted into the Pro Football Hall of Fame in Canton, Ohio...on the same day, the Saints beat the Minnesota Vikings in the Hall of Fame Game, the franchise's first appearance in the contest; **Nov. 3** - **J.D. Roberts** replaces **Fears** to become the second head coach in Saints' history; **Nov. 8** - **Tom Dempsey** kicked a NFL-record 63-yard field goal on the game's final play to defeat Detroit, 19-17 in Roberts' first game as head coach...the holder was **Joe Scarpati** & **Jackie Burkett** was the snapper...Dempsey, born without toes on his right foot, wore a heavy square-toed kicking shoe. **Dec. 21** - Saints finish year with 2-11-1 record.

## 1971

**Jan. 28** - Saints drafted Ole Miss QB **Archie Manning** with the 2nd overall selection in the NFL draft after club traded QB **Billy Kilmer** to Washington for LB **Tom Rousel** plus fourth- and

eighth-round picks in 1972 draft; **Aug. 11** - Construction began on the Louisiana Superdome; **Sept. 19** - Saints upset L.A. Rams in season opener in New Orleans, 24-20...**Manning** made first regular-season start and ran for one-yard TD on the final play after he completed 16-of-29 passes for 218 yards and a TD; **Oct. 17** - **Manning** rushed for two TDs as Saints defeated the Dallas Cowboys, 24-20 before 83,088 at Tulane Stadium; **Dec. 10** - General manager **Victor E. Schwenk** relieved of his duties; **Dec. 19** - Saints finish season with 4-8-2 record.

## 1972

**Jan. 7** - **Richard F. Gordon** retired from U.S. Navy aerospace program & was appointed executive VP of the Saints; **Feb. 1** - Saints selected Georgia G **Royce Smith** in first round of NFL draft; **Sept. 25** - Saints made first appearance on ABC's Monday Night Football, losing to the Kansas City Chiefs, 20-17; **Dec. 17** - Saints finished season 2-11-1.

## 1973

**Jan. 29** - Saints traded first-round draft choice to the Baltimore Colts for DE **Billy Newsome**...Saints selected Oklahoma DE **Derland Moore** as the club's first selection in the second round; **Aug. 26** - **John North** replaced **J.D. Roberts** and became the third head coach in team history; **Sept. 25** - Saints traded WR **Danny Abramowicz** to the San Francisco 49ers for their 4th & 5th round selections in the 1974 draft; **Nov. 4** - Saints scored first-ever shutout as they blanked Buffalo 13-0 in Tulane Stadium; **Dec. 16** - Saints finished season with a 5-9 mark, which tied the best record to date for the franchise.

## 1974

**Jan. 29** - Saints picked Ohio State LB **Rick Middleton** with their first selection in the NFL draft; **Dec. 8** - Saints shut out the St. Louis Cardinals 14-0 in the franchise's final game in Tulane Stadium...Saints ended their eight-season stay in Tulane Stadium with a 23-32-1 home record; **Dec. 15** - Saints finished the season with a 5-9 record.

## 1975

**Jan. 28** - Saints selected Purdue WR **Larry Burton** as the club's first pick in the first round of the NFL draft...the Saints then traded DE **Billy Newsome** to the Jets for their first round pick and selected Ohio State T **Kurt Schumacher**; **Aug. 3** - Louisiana Superdome is dedicated; **Aug. 9** - The first football game is played in the Louisiana Superdome as the Houston Oilers beat the Saints, 13-7 in a preseason contest before 72,434; **Sept. 28** - In the first regular season NFL game in the Superdome, the Saints lost to the Cincinnati Bengals, 21-0, before 52,531 spectators. **Oct. 27** - **Ernie Hefferle**, Saints' director of pro personnel, named as interim head coach after **John North** was relieved of his duties...**Hefferle** became the fourth head coach in Saints history; **Dec. 21** - Saints finished season with 2-12 record.

## 1976

**Jan. 20** - Saints hired **Hank Stram** as the club's fifth head coach; **Jan. 26** - New Orleans hosted the NFC-AFC Pro Bowl game; **April 8** - Saints selected California RB **Chuck Muncie** in the first round of the NFL draft; **July 24** - Former FB **Jim Taylor**, who played the final season of his career with the Saints in 1967, was inducted into the Pro Football Hall of Fame; **Sept. 26** - **Stram** gained his first victory with the Saints, 27-17 on the road over his old team, the Kansas City Chiefs; **Nov. 21** - Saints beat Seattle Seahawks on the road, 51-27 to tie the club record for most points scored in a game; **Dec. 12** - Saints end season with 4-10 overall record.

## 1977

**May 3** - Saints selected Maryland DE **Joe Campell** as the club's first selection in the NFL draft; **Dec. 18** - Saints ended season with 5-11 record...RB **Chuck Muncie** set club single-season rushing mark with 811 yards and TE **Henry Childs** set the Saints single-season TD record with nine.

## 1978

**Jan. 28** - **Hank Stram** is relieved of his duties as Saints head coach; **Feb. 6** - **Dick Nolan** is hired as the Saints' sixth head coach; **May 2** - Florida WR **Wes Chandler** was the Saints' first selection in the NFL draft; **June 11** - QB **Archie Manning** won the NFL's Byron (Whizzer) White Award for his contributions to team, community & country; **Aug. 5** - Saints beat the Philadelphia Eagles, 14-7 in an exhibition game in Mexico City, the first NFL game played south of the U.S. border; **Dec. 17** - Saints ended season with a club-record 7-9 record. **Manning** named NFC MVP by both *The Sporting News* & UPI & was selected to the Pro Bowl.



# SAINTSTIMELINE

## 1979

**June 5** - Saints moved administrative offices from Lee Circle to Louisiana Superdome; **Oct. 14** - Saints set club record for points in one half with 42 in the second half (on six straight possessions) in 42-14 win at the Tampa Bay Buccaneers; **Dec. 3** - RB **Chuck Muncie** rushed for 128 yards vs. the Oakland Raiders in a Monday Night Football matchup at the Superdome to become first Saint to surpass 1,000-yard milestone on the way to a 1,198-yard season...Saints saw 35-14 lead disappear in 42-35 loss to the Raiders; **Dec. 16** - Saints ended the season with a club-record 8-8 record after beating eventual NFC champion Rams, 29-14; **Dec. 20** - **Steve Rosenbloom** was selected as executive VP & general manager of the Saints.

## 1980

**Jan. 27** - RB **Chuck Muncie** is selected as Pro Bowl MVP as NFC won, 37-27 ... Saints had a club-record five Pro Bowl players as QB **Archie Manning**, S **Tommy Myers**, WR **Wes Chandler** and TE **Henry Childs** joined Muncie in Hawaii; **April 29** - Saints selected Colorado T **Stan Brock** with their first selection in the NFL draft; **Oct. 7** - Saints traded **Muncie** to the San Diego Chargers for the Chargers' second-round selection in 1981 which the Saints later used to select Pittsburgh LB **Rickey Jackson**; **Nov. 24** - After 27-7 loss to the Los Angeles Rams on Monday Night Football, head coach **Dick Nolan** was relieved of his duties; **Nov. 25** - **Dick Stanfel** replaced **Nolan** and became the Saints' seventh head coach; **Dec. 21** - Saints ended the season 1-15.

## 1981

**Jan. 20** - General manager **Steve Rosenbloom** & VP of player personnel **Dick Steinberg** resigned; **Jan. 22** - **O.A. (Bum) Phillips** is announced as the Saints' eighth head coach; **April 28** - Saints select South Carolina RB & 1980 Heisman Trophy winner **George Rogers** with the first overall choice in NFL draft...Rogers is one of 17 selections by Saints; **Nov. 8** - Saints defeated NFC West rival Los Angeles Rams 21-13 at Anaheim Stadium to complete series sweep for first time in Saints history; **Dec. 20** - **Rogers** gained 107 yards in 21-17 loss to San Francisco and became the NFL's rushing champion (and all-time rookie rusher) with 1,674 yards on the season...Saints finished with a 4-12 mark.

## 1982

**Jan. 31** - RB **George Rogers** played for the NFC in the Pro Bowl in Honolulu; **Feb. 17** - Head Coach **O.A. (Bum) Phillips** is named general manager in addition to his coaching title; **April 27** - Saints took Georgia WR **Lindsay Scott** with their first selection in the NFL draft; **Aug. 7** - Former DE **Doug Atkins**, who played the final three seasons of his career with the Saints from 1967-69, was inducted into the Pro Football Hall of Fame in Canton, Ohio; **Aug. 25** - Veteran QB **Ken Stabler** signed with Saints as a free agent; **Sept. 17** - QB **Archie Manning** was traded to the Houston Oilers for T **Leon Gray**; **Sept. 20** - NFL players went on strike...seven games were cancelled due to the strike; **Nov. 21** - NFL games resumed as the Saints defeated Kansas City 27-17 at the Superdome; **Dec. 19** - RB **George Rogers** ran for 166 yards on the road at the Dallas Cowboys, which set the Saints single-game rushing record.

## 1983

**Jan. 2** - Saints defeat Atlanta, 35-6 in the Superdome in a rescheduled game that concluded the nine-game season with a 4-5 record...Saints narrowly missed the playoffs in a complicated labyrinth of tie-breakers; **July 30** - Saints play in Hall of Fame Game for second time in franchise history as the Pittsburgh Steelers won, 27-14 at Canton, Ohio; **Sept. 4** - RB **George Rogers** set team single-game rushing record with 206 yards on 24 carries in 38-17 opening day win over the St. Louis Cardinals; **Sept. 18** - Saints defeated the Chicago Bears, 34-31 at the Superdome in overtime for the first sudden death victory in franchise history; **Dec. 18** - Saints narrowly miss the NFC playoffs when the Rams' Mike Lansford kicked a 42-yard FG with :06 left for a 26-24 Los Angeles victory at the Superdome...the Saints finished the season 8-8 with the NFC's top-ranked overall defense and the NFL's top defense against the pass, both franchise firsts.

## 1984

**Feb. 18** - Saints acquired veteran QB **Richard Todd** from the New York Jets in exchange for the Saints' top choice in the 1984 NFL draft; **Oct. 9** - Saints acquired RB **Earl Campbell** from Houston for Saints' first-round draft choice in 1985; **Oct. 22** - QB **Ken Stabler** announced his retirement; **Nov. 19** - Saints record first-ever win on prime time with a 27-24 Monday Night Football victory over the Pittsburgh Steelers in the Superdome; **Nov. 26** - Saints owner **John W.**

**Mecom Jr.** announced that the Saints were for sale for the non-negotiable price of \$75 million;

**Dec. 15** - Saints finished the season 7-9.

## 1985

**Jan. 27** - LB **Rickey Jackson**, DE **Bruce Clark** and P **Brian Hansen** represent the Saints at the Pro Bowl; **Feb. 14** - Negotiations for the sale of the Saints between **John Mecom, Jr.** and Chicago's **A.N. Pritzker** broke off, suddenly thrusting **Tom Benson**, negotiating in a secondary position for several weeks, to the forefront; **March 12** - New Orleanian **Benson** reached agreement with **Mecom** for the sale of the Saints; **April 26** - Saints traded RB **George Rogers** and their fifth-, 10th-, and 11th-round selections in the 1985 draft to the Washington Redskins for their top draft pick; **April 30** - Saints select Tennessee LB **Alvin Toles** as their first selection in the NFL draft; **May 31** - Ownership was transferred from **Mecom** to **Benson** for the sale price of \$70.204 million. **Benson** becomes managing general partner of the Saints; **Nov. 25** - Saints head coach **O.A. (Bum) Phillips** resigned as his son, defensive coordinator **Wade Phillips**, was named interim head coach, the ninth head coach in club history.

## 1986

**Jan. 14** - With **Tom Benson** now able to insert his management team, **Jim Finks** is named president/general manager of the Saints and joined in franchise ownership; **Jan. 22** - Interim head coach **Wade Phillips** and assistant coaches were released from their duties; **Jan. 28** - **Jim Mora** named the Saints' 10th head coach; **April 29** - Saints selected Virginia T **Jim Dombrowski** with their first pick in the NFL draft; **July 19** - RB **Earl Campbell** announced his retirement; **Sept. 21** - **Mel Gray** broke team record with 101-yard kickoff return for a TD at San Francisco...the return was the Saints' first for a score since 1977; **Nov. 9** - Saints record fifth shutout in team history in a 6-0 win over the Los Angeles Rams; **Dec. 7** - RB **Rueben Mayes** broke the team's single-game rushing record with 207 yards vs. the Miami Dolphins, but his final gain was called back along with the winning TD...the Saints lost 31-27 thriller as Mayes finished with 203 rushing yards. **Dec. 21** - Saints finished season at 7-9...**Mayes** finished with 1,353 yards rushing (fourth in the NFL) and is named consensus Rookie of the Year...He was named to the Pro Bowl along with LB **Rickey Jackson** and K **Morten Andersen**.

## 1987

**Sept. 21** - NFL Players Association announced that players would be on strike following the weekend's games; **Oct. 4** - Saints defeated the Los Angeles Rams 37-10 in Superdome before 29,745 fans in club's first replacement game...QB **John Fourcade**, a New Orleans native, led Saints to the win with two TD passes; **Oct. 15** - NFL Players Association announced that the strike is over, but not in time to play the coming weekend's games; **Oct. 18** - Saints beat Chicago, 19-17 on four **Florian Kempf** FGs in the final replacement game played by the Saints...the replacements posted a 2-1 record; **Oct. 25** - Saints fall to San Francisco, 24-22 in a Superdome thriller...following the game, head coach **Jim Mora** made his highly-publicized "coulda, woulda, shoulda" proclamation to the media; **Nov. 1** - On the franchise's 22nd birthday, Saints posted the largest margin of victory in team history, shutting out Atlanta 38-0...the win was the first in team-record nine consecutive triumphs to close out the season; **Nov. 29** - Saints held on with two magnificent goal-line stands in the final quarter to defeat the Pittsburgh Steelers, 20-16...the victory ensured Saints' first winning record ever; **Dec. 6** - Saints beat the Tampa Bay Buccaneers, 44-34 to lock up team's first playoff appearance; **Dec. 13** - Saints won seventh straight, 24-10, over the Houston Oilers which gave the Saints home field in the NFC Wild Card game; **Dec. 20** - Down 24-3 in the second quarter, the Saints rallied behind backup QB **Dave Wilson** for a 31-24 win at Cincinnati, the biggest come-from-behind effort at the time in Saints' history; **Dec. 27** - Saints beat Green Bay, 33-24 to close with 12-3 record...later that night, the San Francisco 49ers won their final game which kept the Saints from winning their first division title and gaining home-field advantage in the NFC playoffs.

## 1988

**Jan. 3** - Saints jump out to a 7-0 lead, but the Minnesota Vikings took a 31-10 halftime advantage on the way to a 44-10 win over New Orleans in the NFC Wild Card game at the Superdome; **Feb. 7** - A club-record six Saints - K **Morten Andersen**, TE **Hoby Brenner**, G **Brad Edelman**, RB **Rueben Mayes**, LB **Sam Mills**, CB **Dave Waymer** - were tabbed for the Pro Bowl in Honolulu...President/General Manager **Jim Finks** was honored as the NFL Executive of the Year and Coach **Jim Mora** was named NFL Coach of the Year; **April 24** - The Saints took FB **Craig Heyward** with their first selection in the NFL draft; **Nov. 20** - Saints score biggest win in team his-

# SAINTS TIMELINE

tory in 42-0 romp over the Denver Broncos..The win clinched the Saints' second consecutive winning season; **Dec. 18** - Saints finish the season with a 10-6 record.

## 1989

**April 23** - The Saints selected Arkansas DE **Wayne Martin** with their first selection in the NFL draft; **July 6** - NFL owners meet in Chicago for a first vote for a successor to retiring commissioner **Pete Rozelle**...Saints President/General Manager **Jim Finks**, the only candidate, falls just short of the votes needed for election; **Sept. 10** - Saints score only opening-day shutout in team history with 28-0 win over Dallas in the Superdome; **Oct. 26** - Meeting in Cleveland, NFL owners select **Paul Tagliabue** to succeed **Pete Rozelle** as league commissioner; **Nov. 20** - **Tagliabue** appoints **Finks** as chairman of the NFL Competition Committee; **Dec. 24** - A 41-6 win over Indianapolis gave the Saints a 9-7 record, the Saints' third consecutive winning season...RB **Dalton Hiliard**, along with LBs **Vaughan Johnson** and **Pat Swilling** were selected to represent the Saints in the Pro Bowl.

## 1990

**April 22** - Saints selected DE **Renaldo Turnbull** with their first pick in the NFL draft; **Aug. 5** - Saints beat the Oakland Raiders, 17-10 in American Bowl in London's Wembley Stadium; **Dec. 31** - On New Year's Eve, a national TV audience saw K **Morten Andersen** kick a 24-yard field goal with :02 left to beat the Los Angeles Rams 20-17 which evened the Saints' final record at 8-8 and gave the club a berth in the NFC playoffs.

## 1991

**Jan. 6** - The Chicago Bears defeat the Saints, 16-6, in the NFC Wild Card game in Chicago's Soldier Field; **Feb. 3** - LBs **Vaughan Johnson** and **Pat Swilling** represented the Saints in the Pro Bowl, along with K **Morten Andersen**; **July 27** - Former RB **Earl Campbell**, who played the final two seasons of his career with the Saints from 1984-85, was inducted into the Pro Football Hall of Fame; **Sept. 8** - The Saints defeated the Kansas City Chiefs, 17-0 for the first 2-0 start in team history...The Saints win seven straight games to open the season; **Dec. 16** - A 27-0 win over the Los Angeles Raiders broke a four-game losing streak, clinched a playoff spot and kept the Saints in the hunt for the NFC West title; **Dec. 22** - In Phoenix, the Saints beat the Cardinals 27-3 and won their first NFC West title with an 11-5 record...the Saints defense allowed the fewest points in the league and were second in yards allowed; **Dec. 29** - The Falcons came from behind to defeat New Orleans 27-20 at the Superdome in an NFC Wild Card playoff game.

## 1992

**Feb. 2** - A total of four Saints were chosen for the NFC squad in the Pro Bowl...LBs **Vaughan Johnson**, **Sam Mills** and **Pat Swilling** were named starters for the NFC, the most linebackers from a team in league history...Special teams player **Bennie Thompson** also made the trip to Honolulu; **Dec. 3** - A close 22-14 win over the Atlanta Falcons finished a three-game, 11-day stretch which put the Saints in the playoffs for the third consecutive year; **Dec. 26** - The Saints clinched the home-field advantage in the NFC Wild Card game with a 20-0 win over the New York Jets on the road.. The Saints finished with a team-best 12-4 mark and led the NFL in least points allowed with a club-record 202...New Orleans also led the NFL in most sacks (57) and least sacks allowed (15), the first time since 1977 that a club led the league in both categories.

## 1993

**Jan. 3** - With the Saints holding a 20-7 lead in the third quarter, the Philadelphia Eagles roared back with 26 fourth-quarter points to win the NFC Wild Card game, 36-20 over the Saints at the Superdome; **Feb. 7** - Six Saints - LBs **Rickey Jackson**, **Vaughan Johnson**, **Sam Mills** and **Pat Swilling**, K **Morten Andersen** and C **Joel Hilgenberg** - participated in the Pro Bowl; **April 25** - **Swilling** was traded by the Saints to the Detroit Lions for the their first- and fourth-round picks in the 1993 draft...The Saints picked T **William Roaf** with the eighth overall selection; **April 29** - At a press conference, Owner **Tom Benson** announces that President/General Manager **Jim Finks** has been diagnosed with cancer. **Finks** entered the hospital on April 26, after the NFL draft...**Benson** takes over temporarily in **Finks**' position during his absence; **May 19** - A sports bill calling in part for renovations to the Louisiana Superdome and a new practice facility for the Saints passes state lawmakers in a vote in Baton Rouge; **July 14** - **Finks** resigned; **July 31** - The Saints beat the Philadelphia Eagles, 28-16 in Tokyo, Japan in the third international exhibition game the Saints have played; **Sept. 12** - Saints establish a club record with 557 yards of total offense in a 34-31 road victory over the Atlanta Falcons; **Dec. 28** - Three Saints, LBs **Renaldo Turnbull** & **Jackson**

and PR/KR **Tyrone Hughes** were chosen to represent the NFC in the Pro Bowl...**Hughes** was the fourth rookie in club history to receive the honor.

## 1994

**Jan. 2** - The Saints close out the 1993 season with a 20-13 victory over the Cincinnati Bengals for an 8-8 record; **April 24** - The Saints chose Louisville DE **Joe Johnson** with their first pick in the NFL draft; **May 8** - After battling lung cancer for more than a year, former Saints President/General Manager **Jim Finks** passed away at his Metairie home at the age of 66; **Oct. 23** - The Saints beat the Los Angeles Rams 37-34 at the Superdome as **Tyrone Hughes** returned two kickoffs for TDs on his way to setting or tying seven team and four NFL records; **Dec. 24** - The Saints finish the season with a 7-9 record.

## 1995

**Jan. 26** - An early-morning fire caused severe damage at the club's Saints Drive practice facility...The two-alarm fire forced the team to move its operation out of the main building that was constructed in 1967; **Feb. 5** - DE **Wayne Martin** and T **William Roaf** participated in Pro Bowl; **March 13** - The Superdome Commission approves the sale of \$14.5 million in bonds that will go toward the construction of a new practice facility for the Saints in Metairie; **April 22** - The Saints selected Washington State LB **Mark Fields** with their first pick in the NFL draft; **June 8** - Groundbreaking ceremonies are held for the Saints' new practice facility on Airline Drive in Metairie; **July 29** - The late **Jim Finks**, who served as the Saints' President/General Manager from 1986-93, was inducted into the Pro Football Hall of Fame; **Dec. 24** - The Saints close the season with a 7-9 mark for the second straight season.

## 1996

**Jan. 12** - **Bill Kuharich**, VP of Football Operations was promoted to VP/General Manager; **Feb. 4** - T **William Roaf** and CB **Eric Allen** participated in the Pro Bowl; **April 15** - For the first time in club history, the entire Saints organization is housed under one roof with the move to the club's new facility at 5800 Airline Drive in Metairie; **July 26** - Saints played in Hall of Fame Game for third time in franchise history as the Indianapolis Colts won, 10-3; **Oct. 21** - After a 19-7 defeat to the Carolina Panthers a day earlier, Saints head coach **Jim Mora**, the longest-tenured coach in all of professional sports at the time, resigned after 10½ years with the club...**Mora**, who led the Saints to their first winning seasons and first playoff appearances, ended his stay with a short statement thanking owner **Tom Benson** and the Saints fans for their support; **Oct. 23** - **Rick Venturi**, the Saints' linebackers coach, was named interim head coach, the 11th head coach in team history; **Dec. 12** - T **William Roaf** was selected as a starter for the NFC in the Pro Bowl, his third consecutive selection; **Dec. 21** - The Saints finished the season with a 3-13 record.

## 1997

**Jan. 28** - **Bill Kuharich** was promoted to President/General Manager/Chief Operating Officer of the Saints...**Mike Ditka** was named the 12th head coach in club history; **April 19** - The Saints selected Colorado G **Chris Naeole** with their first pick in the NFL draft; **Oct. 19** - The Saints were shut out by the Carolina Panthers, 13-0, which snapped the club's 216-game scoring streak, the fifth-longest in NFL history and the second-longest active streak.

## 1998

**April 18** - The Saints selected San Diego State T **Kyle Turley** as their first pick in the NFL draft; **Dec. 27** - The Saints finish the season with a 6-10 record.

## 1999

**Jan. 21** - **Dick Stanfel**, who served as offensive line coach for the Saints from 1997-98 and 1976-80 and was head coach for the final four games of 1980, announced his retirement; **April 17** - The Saints acquired the fifth overall selection from the Washington Redskins in exchange for the Saints' first- and third- through seventh-round draft choices in 1999 and New Orleans' first- and third-round picks in 2000...With the fifth overall pick, the Saints selected Texas RB **Ricky Williams**, the 1998 Heisman Trophy winner...It marks the first time in NFL history that a single player represented a team's entire draft class; **Dec. 7** - Owner **Tom Benson** released a statement that said, "I will take whatever steps necessary at the end of the regular season to make the New Orleans Saints a winning franchise."

# SAINTS TIMELINE

## 2000

**Jan. 2** - The Saints finish the 1999 season with a 3-13 overall record; **Jan. 5** - Owner **Tom Benson** fired 22 employees, including President/General Manager **Bill Kuharich** and Coach **Mike Ditka**; **Jan. 27** - Following through on his promise to "take whatever steps necessary...", **Benson** hired **Randy Mueller** as General Manager of Football Operations and **Arnold D. Fielkow** as Director of Administration; **Feb. 3** - Former Saints assistant coach and defensive coordinator **Jim Haslett** was named as the 13th head coach in club history; **Feb. 23** - Saints signed former San Diego Chargers DT **Norman Hand** to a five-year deal...It was the eighth free-agent acquisition of 2000, marking the busiest off-season in club history and placing them at the top of the league in free agent activity; **March 9** - Saints named Nicholls State University in Thibodaux, La., as their new summer training camp home; **Oct. 8** - After a 1-3 start, the Saints reeled off a six-game winning streak, starting with a 31-10 win at the Chicago Bears; **Nov. 26** - Saints defeat the defending Super Bowl Champion St. Louis Rams on the road, 31-24, for franchise's 200th all-time victory; **Dec. 3** - **Brooks** set the club passing yards mark (441) vs. the Denver Broncos in the Superdome in a 38-23 loss; **Dec. 10** - Saints set club record for road victories with a 7-1 mark after a 31-27 comeback win at the San Francisco 49ers...**Brooks** sets a team record for quarterbacks with 108 yards rushing on 11 carries at the Niners...Saints also set NFL record for best road record turnaround after an 0-8 record in 1999; **Dec. 18** - Saints clinched second NFC West title after St. Louis lost, 38-35 at Tampa Bay...the Saints were the seventh team since 1990 to go from last place to a division title the next season; **Dec. 24** - Saints wrapped up the regular season with a 10-6 mark...The Saints defense set a club mark with 66 sacks, tied for the sixth-most in NFL history...DT **La'Roi Glover** captured the NFL sack title with a club record-tying 17 while DE **Darren Howard** had a club rookie record 11 sacks...WR **Joe Horn** set club marks for receptions (94) and reception yards (1,340); **Dec. 28** - DE **Joe Johnson** selected as the NFL Comeback Player of the Year by the Associated Press after he missed 1999 with a ruptured patellar tendon in his right knee suffered during training camp; **Dec. 30** - Saints won in postseason for the first time, a 31-28 victory over the St. Louis Rams in a NFC Wild Card Playoff game at the Superdome...WR **Willie Jackson** tied a NFL postseason mark with three TD catches and **Brooks** threw four TD passes...the win was clinched after the Saints' **Brian Milne** recovered a fumbled fair catch by the Rams' **Az-Zahir Hakim** with 1:51 remaining.

## 2001

**Jan. 6** - Saints lost in the NFC Divisional Playoff at the Minnesota Vikings, 34-16 to end the club's storybook 2000 season; Coach **Jim Haslett** was selected as the NFL Coach of the Year by the Associated Press; **Feb. 4** - Six Saints participated in the Pro Bowl in Honolulu: DT **La'Roi Glover**, DE **Joe Johnson** and T **William Roaf** started while WR **Joe Horn**, LB **Mark Fields** and LB **Keith Mitchell** were selected as reserves; **April 21** - Saints picked Ole Miss RB **Deuce McAllister** with their first selection in the NFL draft; **May 7** - Saints and Nicholls State University reached a four-year deal to keep training camp at the Thibodaux, La. school; **Sept. 30** - Saints played the first NFL game in New York after the attacks of Sept. 11 in a 21-13 loss at the N.Y. Giants.

## 2002

**Jan. 6** - Saints concluded 2001 season with 7-9 mark; **Feb. 9** - S **Sammy Knight** and DT **La'Roi Glover** started in the Pro Bowl; **March 8** - Saints traded RB **Ricky Williams** to the Miami Dolphins for a first-round selection in the 2002 draft and a conditional third-round selection in 2003 (upgraded to a first-round pick in 2003 based on Williams' performance); **March 26** - Saints traded T **William Roaf** to the Kansas City Chiefs for a conditional fourth-round pick in the 2003 draft (upgraded to a third-round pick in 2003 with Roaf's playing time); **April 20** - Saints picked Tennessee WR **Donté Stallworth** with their first selection in the NFL draft; **May 9** - Saints released General Manager of Football Operations **Randy Mueller** from his contract; **May 13** - Saints promoted **Mickey Loomis** to General Manager of Football Operations from Director of Football Administration; **Sept. 22** - Saints charge back from 20-point deficit vs. Bears at Memorial Stadium in Champaign, Ill. QB **Aaron Brooks** tossed three TDs in the final three quarters, including a 29-yard scoring toss to **Stallworth** with 1:11 remaining that proved to be the game-winner; **Sept. 29** - **Stallworth** became the first rookie in 20 years to catch a touchdown in his first four NFL games; **Oct. 13** - At Washington, WR **Michael Lewis** became the seventh player in NFL history - and the first in team record books - to return a punt and a kickoff for a touchdown in the same game. His 286 return yards vs. the Redskins ranked as the second-highest in Saints history. **Lewis** was named NFC Special Teams Player of the Week for his efforts in the 43-27 victory; **Oct. 20** - Saints improve to 6-1 with 35-27 win over San Francisco in the



Superdome. In the win over the 49ers, **Brooks** passed for three touchdowns and ran for another and was named NFC Offensive Player of the Week. Five of New Orleans' first six victories came over playoff teams from 2001; **Dec. 29** - RB **Deuce McAllister** rushed for 117 yards on 28 carries in finale vs. Carolina, his eighth 100-yard performance of the season (second-most in club history to the nine RB **George Rogers** posted in 1981)...**Lewis** finished the season with an NFL-record 2,432 yards of combined kickoff and punt return yardage. **Lewis** posted 1,807 yards in kickoff returns and 625 yards in punt returns – both team records...K **John Carney** finished the year with a team-record 130 points. He also tied a team mark with 31 field goals, pulling even with K **Morten Andersen**'s total in 1985..

## 2003

**Feb. 2** - Saints represented in Pro Bowl by WR **Joe Horn**, RB **Deuce McAllister**, KR/PR **Michael Lewis** and special teams ace RB **Fred McAfee**; **April 15** - Club announces 2003 training camp will be held at the team's practice facility in Metairie, La.; **May 13** - Owner **Tom Benson** announces he will bring an Arena Football expansion franchise to the city, the New Orleans VooDoo; **Sept. 28** - **McAllister** rushes for 101 yards on 17 carries vs. the Indianapolis Colts, beginning a franchise-record streak of nine straight 100-yard performances; **Nov. 2** - Saints win third straight over defending Super Bowl Champion Buccaneers at Tampa Bay, 17-14. In the game, **McAllister** sets a team record with his sixth straight 100-yard game, and DE **Willie Whitehead** wins NFC Player of the Week honors with three sacks. **Nov. 16** - A 23-20 overtime win over the Atlanta Falcons gives the Saints their 100th victory in the Louisiana Superdome. **McAllister** sets a team record with 237 yards from scrimmage, including 173 rushing; **Nov. 30** - **McAllister** rushes for 165 yards on 31 carries in a 24-20 victory at Washington, his ninth straight 100-yard game. The streak tied former Chicago RB Walter Payton and Jacksonville RB Fred Taylor for the third-longest in NFL history. He would be held below the milestone the following week vs. Tampa Bay; **Dec. 14** - QB **Aaron Brooks** tossed a career-high five TDs, including a club-record four caught by WR **Joe Horn**, in a 45-7 victory over the New York Giants in a nationally-televised game on ESPN. It marked the first time since 1989 that New Orleans posted over 40 points twice in the same season; **Dec. 21** - In one of the most memorable final plays from scrimmage in NFL history, the Saints pulled off a 75-yard, three-lateral touchdown as time expired to cut Jacksonville's lead to one point. WR **Jerome Pathon** capped the play with a leap into the end zone, but the PAT attempt by K **John Carney** sailed wide right, giving the Jaguars a 20-19 victory. **Dec. 28** - **McAllister** has 49 yards in the season-ending victory over Dallas, becoming only the second player in club history to go over 1,600 rushing yards in a season.

## 2004

**Feb. 8** - Saints represented in the Pro Bowl by RB **Deuce McAllister**; **April 24** - Saints select Ohio State DE **Will Smith** 18th overall in the NFL Draft; **Sept. 12** - WR **Joe Horn** had six receptions for 110 yards in opener vs. Seattle, becoming the first Saints wideout to have over 100 yards in 20 games; **Sept. 19** - K **John Carney** kicked three field goals and a trio of PATs, giving him 1,446 career points to move into 10th on the NFL's all-time scoring list; **Sept. 26** - In the only overtime game of the season, a 28-25 win at St. Louis, QB **Aaron Brooks** led the Saints 38 yards on four plays in the final minute to set up a game-tying field goal by **Carney** to send the contest into OT. **Carney**, who was named NFC Special Teams Player of the Week for his efforts, connected on a 31-yard attempt on the Saints' opening possession of overtime to seal the victory. **Nov. 14** - **McAllister** rushes for 127 yards on 16 attempts in 27-20 victory vs. Kansas City. His second-quarter touchdown was his fourth straight game with a TD, the longest streak of his career. **Nov. 21** - **Brooks** breaks franchise records for attempts (60) and completions (34) in defeat vs. Denver. **Dec. 12** - P **Mitch Berger** wins NFC Special Teams Player of the Week after dropping four punts inside the 20 in win at Dallas, part of a five-punt, 230-yard performance. **Dec. 19** - RB **Aaron Stecker** returns opening kickoff 98 yards against his former team, Tampa Bay. **Stecker** wins NFC Special Teams Player of the Week. **Dec. 26** - **Horn** and **Berger** voted to the Pro Bowl; **Dec. 26** - WR **Michael Lewis** returned a kickoff 96 yards for a touchdown vs. Atlanta, giving the Saints a comfortable lead in the 26-13 victory. For his efforts, **Lewis** is named NFC Special Teams Player of the Week.

## 2005

**Jan. 2** - Saints close 2004 season as one of the NFL's hottest teams, notching their fourth straight victory with a 21-18 win at Carolina to finish 8-8. WR **Joe Horn** hauled in a 44-yard touchdown, giving him a team-record 11 receiving TDs on the season. A potential game-tying field goal was blocked by DE **Tony Bryant** with four seconds remaining. **Bryant** became the fifth Saints' player



# SAINTS TIMELINE

to win the NFC Special Teams Player of the Week award on the season, and the fourth straight. Also, RB **Duce McAllister** rushes for 140 yards, giving him 1,074 on the season. He becomes the first running back in club history to reach the milestone in three straight years; **April 23** - The Saints select Oklahoma T **Jammal Brown** 13th overall in the NFL Draft. **August 28** - In anticipation of Hurricane Katrina making landfall on the Gulf Coast, the team and operations staff flew to San Jose, Calif. early for the final preseason game at Oakland. The team set up operations in a hotel and practiced at San Jose State in preparation for the preseason finale; **Sept. 1** - Following a 13-6 loss to the Raiders, players, coaches and football operations staff flew to San Antonio, Texas, where the club would conduct their day-to-day business for the 2005 season. The team is soon joined by the club's entire staff; **Sept. 8** - **Tom Benson** and his family announce the start of the New Orleans Saints Hurricane Katrina Relief Fund to provide aid and assistance to the people of the entire Gulf South region. The fund raised approximately \$1 million to benefit local causes; **Sept. 11** - A 47-yard FG by K **John Carney** with three seconds remaining lifted the Saints to a 23-20 victory at Carolina. After the game, the Saints organization gave game balls to the City of New Orleans and to the Gulf Coast. The presentation capped an emotional trip which began with the reading of a letter to the team from New Orleans Mayor Ray Nagin the night before the contest, a standing pregame ovation from the crowd of 72,920 and culminated by Carney's winning kick. The following week QB **Aaron Brooks** and **Carney** were featured on the cover of *Sports Illustrated*. **Carney**, who successfully connected on all three of his field goal attempts, was named NFC Special Teams Player of the Week. This marked the fifth consecutive week a Saints player received the honor dating to the last four games of 2005, an NFL record. DE **Will Smith** also became the first Saints player to force a fumble in five straight games; **Sept. 19** - New Orleans falls to the New York Giants, 27-10, in a scheduled home game that was moved to Giants Stadium. This would be the first of three stadiums where the Saints would play a home game in 2005. **McAllister** became the club's all-time rushing leader in the contest. **Sept. 25** - The Saints defeat Buffalo, 19-7, before 58,688 fans at the Alamodome in San Antonio, Texas, the team's first home game of the regular season in the location where they practiced; **Oct. 30** - The Saints fall to Miami, 21-6 before 61,643 fans at Tiger Stadium in Baton Rouge, a game which marked the team's return to Louisiana. It was the first regular-season NFL contest played at LSU; **Dec. 7** - The athletic training staff honored the efforts of the coaches, players and staff in the wake of Hurricane Katrina by selecting the entire organization as the recipient of the 2005 Ed Block Courage Award; **Dec. 30** - Owner **Tom Benson** announces team will return to Louisiana and their Metairie facility in mid-January.

## 2006

**Jan. 1** - The Saints lose at Tampa Bay and finish season 3-13; **Jan. 2** - Head coach **Jim Haslett** relieved of his duties. The team immediately begins a coaching search; **Jan. 10** - Club announces new business management team with the promotions of **Rita Benson LeBlanc** to Owner/Executive Vice President, **Dennis Lauscha** to Senior Vice President/Chief Financial Officer, **Ben Hales** to Vice President of Marketing and Business Development, **Vicky Neumeyer** to Vice President/General Counsel, and **Mike Stanfield** to Vice President of Ticket and Suite Sales; **Jan. 17** - The Saints reopened their offices in Metairie; **Jan. 18** - **Sean Payton** named as the 14th head coach in club history; **Feb. 5** - The NFL announces Saints will return to the Louisiana Superdome for their first regular-season home game at the stadium since 2004. It is later announced that they would be hosting the Atlanta Falcons Sept. 25; **Feb. 15** - 27 Louisiana business leaders join to support the Saints' return to New Orleans to form the Saints Business Council; **March 14** - The Saints agreed to terms with former San Diego QB **Drew Brees** to a five-year contract, perhaps the most notable free-agent acquisition in team history; Saints equipment staff selected as Whitey Zimmerman Memorial Award winner for 2005 in a vote by their peers; **April 29** - Saints pick Heisman Trophy-winner RB **Reggie Bush** second overall in the NFL Draft; **July 27** - Saints open training camp at Millsaps College in Jackson, Miss.; **Sept. 10** - Saints kick off their 40th regular season and first under **Payton** at Cleveland with a 19-14 victory; **Sept. 25** - In the first contest at the stadium since it was used as a shelter of last resort during Hurricane Katrina, the Saints christened the refurbished Superdome with a 23-3 victory on Monday Night Football. U2 and Green Day performed before the game; **Nov. 19** - **Brees** threw for a club-record 510 yards in a 31-16 loss to Cincinnati at the Superdome. The yardage total is the sixth-highest in NFL history; **Dec. 3** - **Bush** tied a team record with four touchdowns (three rushing and one receiving) in a 34-10 win over San Francisco; **Dec. 10** - On the national stage of Sunday Night Football, the Saints improved to 9-4 with a 42-17 win at Dallas. **Brees** threw five touchdowns and was named NFC Offensive Player of the Week; **Dec. 17** - Despite a 16-10 loss to the Washington Redskins, the Saints clinch their first NFC South title with losses by Atlanta

and Carolina. **Dec. 19 - Brees**, T **Jammal Brown** and DE **Will Smith** are voted to the Pro Bowl as starters. The Saints' coaches would join the threesome as the staff for the NFC squad following the season.

## 2007

**Jan. 13** - The Saints defeated Philadelphia, 27-24 in the NFC Divisional Playoffs at the Superdome. RB **Deuce McAllister** rushed for 143 yards and a TD and added a touchdown reception in the second postseason win in club history; **Jan. 21** - In the team's first appearance in the NFC Championship Game, the Saints were defeated at Chicago, 39-14. The Saints sliced the Bears' lead to 16-14 in the second half and trailed by four early in the fourth quarter, but a handful of turnovers and miscues proved to be too much to overcome; **Feb. 2** - After the most memorable year in club history, QB **Drew Brees** is voted co-recipient of the NFL Walter Payton Man of the Year Award. It is one of a slew of awards won by Saints personnel following the 2006 season, including **Sean Payton** as a unanimous choice as NFL Coach of the Year and Executive Vice President/General Manager **Mickey Loomis** as NFL Executive of the Year by *The Sporting News* and *Pro Football Weekly/PFWA*. Brees and T **Jammal Brown** would also be selected to the Associated Press All-Pro team; **Aug. 5** - Opening the NFL preseason, the Saints took part in the Hall of Fame Game in Canton, Ohio, losing 20-7 to the Pittsburgh Steelers; **Sept. 6** - Selected to kick off the NFL's regular season in an NBC primetime broadcast, the Saints fell on the road to the defending Super Bowl champion Indianapolis Colts 41-10; **Oct. 28** - **Brees** earned NFC Offensive Player of the Week honors in a 31-10 win at San Francisco, completing 31 of 39 passes for 334 yards and four TDs; **Nov. 4** - **Brees** set a team record with 346 passing yards in the first half of a 41-24 win over Jacksonville and his 445-yard total for the game was the second-most by a Saints passer; **Dec. 23** - **Brees** broke a 28-year-old franchise record when he completed his 17th consecutive pass, carrying his streak over from the prior week's game. The previous mark of 15 was held by **Archie Manning** and was set in 1979; **Dec. 30** - Rookie RB **Pierre Thomas** became the first player in Saints history and just the second rookie in NFL history to pick up 100 yards rushing and receiving in the same game, carrying the ball 20 times for 105 yards and catching 12 passes for 121 yards and a touchdown in his first career start at Chicago against the Bears; **Brees** set an NFL record when he closed the season finale with 440 pass completions on the year, besting former Oakland QB Rich Gannon, who had held the mark at 418. **Brees** also broke a number of single-season franchise records, including passing yards, attempts, completions, completion percentage and touchdown passes, and also tied the team record of 60 pass attempts in a game.

## 2008

**Feb. 1** - NFL announced that the Saints have been selected to participate in the NFL International Series, scheduling New Orleans to play a home game Oct. 26 against the San Diego Chargers at Wembley Stadium in London, England; **Feb. 29** - Saints acquired LB **Jonathan Vilma** from the New York Jets for a fourth-round draft choice in the 2008 draft; **May 5** - Owner **Tom Benson** announced plans to purchase WVUE-TV FOX 8 and created Louisiana Media Company; **Aug. 31** - With Hurricane Gustav bearing down on New Orleans, the Saints evacuated their football operation to Indianapolis where they would practice for the full week leading up to the season opener; **Sept. 7** - Saints return to New Orleans and opened the season with a 24-20 victory over the Tampa Bay Buccaneers; **Oct. 2** - QB **Drew Brees** named NFC Offensive Player of the Month for September after throwing for 1,343 yards and eight TDs in the team's first four games; **Oct. 6** - RB **Reggie Bush** tied an NFL record by returning two punts for TDs on Monday Night Football against the Minnesota Vikings, earning NFC Special Teams Player of the Week honors; **Oct. 26** - Playing in their first regular-season game outside the United States, the Saints defeated the San Diego Chargers 37-32 at London's Wembley Stadium...**Brees** was named NFC Offensive Player of the Week after throwing for 339 yards and three TDs; **Nov. 24** - In a 51-29 win over Green Bay, the Saints tied a franchise-record for points scored in a single game...RB **Deuce McAllister** broke the record for the most TDs scored in team history with this 54th on a three-yard run; **Dec. 21** - RB **Pierre Thomas** tied a team-record by scoring a TD in his sixth consecutive game; **Dec. 28** - **Brees** finished the season with 5,069 passing yards, the second-most in a season in NFL history, trailing only Dan Marino's 5,084 in 1984...he also set new team records with 34 TDs and 10 games with 300 or more passing yards.

## 2009

**Jan. 6** - QB **Drew Brees** named Associated Press Offensive Player of the Year; **Jan. 15** - **Gregg Williams** hired as the team's defensive coordinator; **Feb. 8** - **Brees** and T **Jammal Brown** play for

# SAINTS TIMELINE

the NFC in the Pro Bowl; **Feb. 17** - Saints released all-time leading rusher and touchdown scorer RB **Deuce McAllister** after eight seasons; **March 24** - Saints signed free agent S **Darren Sharper**; **March 30** - Saints announced the team's training camp would be held at their home practice facility in Metairie, La.; **April 25** - Saints use the 14th overall pick in the NFL Draft to select Ohio State CB **Malcolm Jenkins**; **April 30** - Owner **Tom Benson** and Louisiana Gov. **Bobby Jindal** announced a lease extension that will keep the Saints in New Orleans through 2025 and provide \$85 million to upgrade the Louisiana Superdome. **Benson** also announced that he will purchase the Dominion Tower and develop a festival plaza outside the stadium; **May 19** - The NFL announced that New Orleans will host Super Bowl XLVII following the 2012 season; **June 19** - **Dennis Lauscha** promoted to Executive Vice President/Chief Financial Officer; **Sept. 13** - Saints opened their season with a 45-27 victory over the Detroit Lions, their most points ever on kickoff weekend. **Brees** tied a club record with six touchdown passes and was named NFC Offensive Player of the Week; **Oct. 1** - **Brees** named NFC Offensive Player of the Month for September after leading Saints to 3-0 record and throwing for 1,276 yards and nine TDs; **Oct. 25** - Saints improved to 6-0 with a 46-34 win at Miami, where they rebounded from a 24-3 deficit, tying their biggest comeback in franchise history. K **John Carney** became the fourth player in NFL history to reach 2,000 career points; **Oct. 28** - **Sharper** was named NFC Defensive player of the Month as he had three interceptions, two returned for touchdowns; **Nov. 8** - With their 30-20 win over Carolina, the 8-0 Saints now had the best start in franchise history; **Nov. 22** - Following their 38-7 win over Tampa Bay to improve their record to 10-0, New Orleans' 10 game winning streak was the longest in franchise history; **Nov. 30** - In a 38-17 Monday night win over New England, where the Saints averaged a club record 9.6 yards per play, **Brees** completed 18-of-23 passes for 371 yards with five touchdowns. His career-high passer rating of 158.3, was only the second perfect rating in club history. **Brees** was named NFC Offensive Player of the Week; **Dec. 19** - After falling 24-17 to Dallas, New Orleans finally had a blemish on its record after a club-record 13 victories. **Brees** threw his 121st touchdown pass as a Saint, making him the franchise's all-time record holder and also became only the second NFL quarterback to throw for 4,000 yards in four consecutive seasons; **Dec. 27** - With 21-yard interception return vs. Tampa Bay, **Sharper** set the NFL single season NFL record for interception return yardage with 376. In the game **Brees** completed a club-record 19 straight passes and also tied his club single-season record for touchdown passes with his 34th; **Dec. 29** - **Brees**, G **Jahri Evans**, **Sharper**, T **Jon Stinchcomb** and LB **Jonathan Vilma** were named to the Pro Bowl, later to be joined by C **Jonathan Goodwin** and S **Roman Harper** for a franchise-record seven total Saints.

## 2010

**Jan 12** - QB **Drew Brees** named *The Sporting News* Offensive Player of the Year; **Jan. 16** - Saints defeated Arizona 45-14 in the NFC Divisional Playoffs at the Superdome. RB **Reggie Bush** scored touchdowns on a 46-yard run and an 83-yard punt return; **Jan. 24** - Saints defeat Minnesota 31-28 in an overtime thriller in the NFC Championship game at the Superdome, advancing the Saints to the Super Bowl for the first time in franchise history; **Feb. 6** - LB **Rickey Jackson** voted to the Pro Football Hall of Fame, becoming the first former Saint to have spent the majority of his career with New Orleans to be elected. **Feb. 7** - Saints defeat the Indianapolis Colts 31-17 in Super Bowl XLIV in Miami Gardens, Fla. The Saints overcame an early 10-point deficit as **Brees** was named the game's Most Valuable Player as he completed 32 of 39 passes for 288 yards with two touchdown passes and a 114.5 passer rating, tying the NFL record for completions in a Super Bowl. K **Garrett Hartley** became the first player in NFL history to boot three field goals of 40-or-more-yards in a Super Bowl; **April 22** - Saints used the 32nd overall pick in the NFL Draft to select Florida State CB **Patrick Robinson**.

**1967:** *Helmets* - Gold helmet, black Fleur-de-Lis emblem with white outline on both sides with black/white/black center stripes and gray facemasks. *Jerseys* - Black, gold numerals (white trim) with white and gold sleeve stripes and TV numerals on shoulder; White, gold numerals (black trim) with black and gold sleeve stripes and TV numerals on shoulder. *Pants* - Gold with black/white/black stripes. *Socks* - White with black and gold stripes.

**1968:** *Helmets* - Gold helmet, black Fleur-de-Lis emblem with white outline on both sides with black/white/black center stripes (first 2 games) and gray facemasks. Center stripes were changed to white/black/white for the final 12 games.

**1969:** *Helmets (Preseason only)* - Black helmet, gold Fleur-de-Lis emblem with white outline on both sides with white/gold/white center stripes and gray facemasks. Saints' helmets have been exclusively gold in color since with black/white/black center stripes. *Jerseys* - Black, solid white numerals with white and gold sleeve stripes and TV numerals on shoulder; White, solid black numerals with black and gold sleeve stripes and TV numerals on shoulder; Both black and white jerseys were changed to 1967-68 style for the final nine games. NFL 50th Anniversary patch worn on right sleeve.

**1970:** *Jerseys* - Black, solid white numerals with white and gold sleeve stripes and TV numerals on shoulder; White, solid black numerals with white and gold sleeve stripes and TV numerals on shoulder.

**1975:** *Jerseys* - TV numerals moved to sleeves. *Pants* - White with black/gold/black stripes.

**1976:** *Helmets* - Facemask color changed to black. *Pants* - Black with gold/white/gold stripes worn with white jerseys only.

**1983:** *Jerseys* - Numerals changed to "San Diego" screen-on style (Thin border around the numeral with no contact between the numeral & border). *Socks* - White with solid black.

**1986:** *Jerseys* - Sleeve stripes eliminated & TV numerals moved to shoulder; Fleur-de-Lis and Louisiana emblem on both sleeves. *Pants* - Gold with wide solid black stripe, Fleur-de-Lis and Louisiana emblem inside the stripe at the hip worn with both jerseys. *Socks* - White with wide gold stripe on black background.

**1991:** *Jerseys* - Saints' 25th anniversary patch worn on right front shoulder.

**1994:** *Jerseys* - As part of the NFL's 75th Anniversary celebration, team wore 1967-style "throwback" uniforms for the 3rd through 5th games of the season; NFL 75th anniversary patch worn on right front shoulder.

**1996:** *Jerseys* - White, gold numerals with black trim, Fleur-de-Lis emblem on sleeve and TV numerals on shoulder; Black, gold numerals with white trim, Fleur-de-Lis emblem on sleeve and TV numerals on shoulder; Saints' 30th anniversary patch worn on right front shoulder. *Pants* - Gold with wide solid black stripe and gold Fleur-de-Lis emblem inside stripe at the hip. *Socks* - White with solid black.

**1999:** *Jerseys* - White, black numerals with gold trim; no changes to black jerseys. *Pants* - Black with wide solid gold stripe and black Fleur-de-Lis emblem inside stripe at the hip worn with white jersey only.

**2000:** *Helmets* - Fleur-de-Lis emblem updated with white/gold/black outline. *Jerseys* - Only change was updated Fleur-de-Lis emblem on sleeve. Team wore white jersey in NFC Wild Card game vs. St. Louis Rams, instead of usual home black. *Pants* - Gold with wide solid black stripe and gold Fleur-de-Lis emblem inside stripe at the hip worn with both jerseys.

**2001:** *Jerseys* - Wore white as primary jersey for all games except road games when opponent wore white (black jerseys worn). *Pants* - Solid black with gold Fleur-de-Lis emblem at the hip with both jerseys. Saints wore all-black combination for first time at Carolina (Oct. 14) and for the final two games of the season.

**2002:** *Jerseys* - Returned to wearing black as primary home jersey. As part of NFL's Thanksgiving Classics celebration, team wore 1967-style "throwback" uniform with black jersey, gold pants and original helmet logo with grey facemask vs. Tampa Bay (Dec. 1). Gold alternate jersey with black numerals and white trim worn vs. Minnesota (Dec. 15). *Pants* - Gold with wide solid black stripe and gold Fleur-de-Lis emblem inside stripe at the hip with black jerseys and white jersey at Cincinnati (Dec. 22). Solid black with gold Fleur-de-Lis emblem at the hip worn with white and gold jerseys.

**2006:** *Jerseys* - Gold Louisiana emblem patch with Fleur-de-Lis on left shoulder.

**2007:** *Jerseys* - Gold Louisiana emblem removed from left shoulder.

# SEASON RESULTS (1967-70)

HOME GAMES IN BOLD CAPS - All attendance figures from 1990 - present are based on tickets distributed  
 MN - Monday Night; SN - Sunday Night; TN - Thursday Night; FR - Friday; SAT - Saturday

## 1967: 3-11 (4th-Capitol)

9/17	LOS ANGELES RAMS	Head Coach: Tom Fears	L	13-27	80,879
9/24	WASHINGTON REDSKINS	TULANE STADIUM	L	10-30	74,937
10/1	CLEVELAND BROWNS	TULANE STADIUM	L	7-42	77,045
10/8	at N.Y. Giants	Yankee Stadium	L	21-27	62,670
10/15	at Dallas Cowboys	Cotton Bowl	L	10-14	64,128
10/22	at San Francisco 49ers	Kezar Stadium	L	13-27	34,285
10/29	PITTSBURGH STEELERS	TULANE STADIUM	L	10-14	68,911
11/5	PHILADELPHIA EAGLES	TULANE STADIUM	W	31-24	59,596
11/12	DALLAS COWBOYS	TULANE STADIUM	L	10-27	83,437
11/19	at Philadelphia Eagles	Franklin Field	L	21-48	60,751
11/26	ATLANTA FALCONS	TULANE STADIUM	W	27-24	83,437
12/3	at St. Louis Cardinals	Busch Stadium	L	20-31	41,171
12/10	at Baltimore Colts	Memorial Stadium	L	10-30	60,238
12/17	at Washington Redskins	D.C. Stadium	W	30-14	50,486
				<b>233-379</b>	<b>901,971</b>

## 1968: 4-9-1 (3rd-Century)

9/15	CLEVELAND BROWNS	Head Coach: Tom Fears	L	10-24	74,215
9/22	WASHINGTON REDSKINS	TULANE STADIUM	W	31-17	65,941
9/29	ST. LOUIS CARDINALS	TULANE STADIUM	L	20-21	79,021
10/6	at New York Giants	Yankee Stadium	L	21-38	60,967
10/13	MINNESOTA VIKINGS	TULANE STADIUM	W	20-17	71,105
10/20	at Pittsburgh Steelers	Pitt Stadium	W	16-12	32,303
10/27	at St. Louis Cardinals	Busch Stadium	L	17-31	45,476
11/3	DALLAS COWBOYS	TULANE STADIUM	L	3-17	84,728
11/10	at Cleveland Browns	Municipal Stadium	L	17-35	71,025
11/17	at Green Bay Packers (Milw.)	Milwaukee County Stadium	L	7-29	49,644
11/24	at Detroit Lions	Tiger Stadium	T	20-20	46,152
12/1	CHICAGO BEARS	TULANE STADIUM	L	17-23	78,285
12/8	at Philadelphia Eagles	Franklin Field	L	17-29	57,128
12/15	PITTSBURGH STEELERS	TULANE STADIUM	W	24-14	66,131
				<b>246-327</b>	<b>882,121</b>

## 1969: 5-9 (3rd-Capitol)

9/21	WASHINGTON REDSKINS	Head Coach: Tom Fears	L	20-26	73,147
9/28	DALLAS COWBOYS	TULANE STADIUM	L	17-21	79,567
10/5	at Los Angeles Rams	L.A. Memorial Coliseum	L	17-36	54,879
10/12	CLEVELAND BROWNS	TULANE STADIUM	L	17-27	71,274
10/19	BALTIMORE COLTS	TULANE STADIUM	L	10-30	80,636
10/26	at Philadelphia Eagles	Franklin Field	L	10-13	60,658
11/2	at St. Louis Cardinals	Busch Stadium	W	51-42	46,718
11/9	at Dallas Cowboys	Cotton Bowl	L	17-33	62,282
11/16	at New York Giants	Yankee Stadium	W	25-24	68,927
11/23	SAN FRANCISCO 49ERS	TULANE STADIUM	W	43-38	71,448
11/30	PHILADELPHIA EAGLES	TULANE STADIUM	W	26-17	72,805
12/7	at Atlanta Falcons	Atlanta-Fulton County Stadium	L	17-45	57,021
12/14	at Washington Redskins	R.F.K. Stadium	L	14-17	50,354
12/21	PITTSBURGH STEELERS	TULANE STADIUM	W	27-24	72,256
				<b>311-393</b>	<b>921,972</b>

## 1970: 2-11-1 (4th-NFC West)

Head Coaches: Tom Fears (7 games, 1-5-1) & J.D. Roberts (7 games, 1-6)					
9/20	ATLANTA FALCONS	TULANE STADIUM	L	3-14	77,042
9/27	at Minnesota Vikings	Metropolitan Stadium	L	0-26	47,900
10/4	NEW YORK GIANTS	TULANE STADIUM	W	14-10	69,126
10/11	at St. Louis Cardinals	Busch Stadium	L	17-24	45,294
10/18	at San Francisco 49ers	Kezar Stadium	T	20-20	39,446
10/25	at Atlanta Falcons	Atlanta-Fulton County Stadium	L	14-32	58,850
11/1	L.A. RAMS	TULANE STADIUM	L	17-30	77,861
11/8	DETROIT LIONS	TULANE STADIUM	W	19-17	66,910
11/15	at Miami Dolphins	Orange Bowl	L	10-21	42,866
11/22	DENVER BRONCOS	TULANE STADIUM	L	6-31	66,837
11/29	at Cincinnati Bengals	Riverfront Stadium	L	6-26	59,342
12/6	at Los Angeles Rams	L.A. Memorial Coliseum	L	16-34	66,410
12/13	SAN FRANCISCO 49ERS	TULANE STADIUM	L	27-38	61,940
12/20	CHICAGO BEARS	TULANE STADIUM	L	3-24	63,518
				<b>172-347</b>	<b>843,342</b>



# SEASON RESULTS (1971-74)

## 1971: 4-8-2 (4th-NFC West)

9/19	LOS ANGELES RAMS
9/26	SAN FRANCISCO 49ERS
10/3	at Houston Oilers
10/10	at Chicago Bears
10/17	DALLAS COWBOYS
10/24	at Atlanta Falcons
10/31	at Washington Redskins
11/7	OAKLAND RAIDERS
11/14	at San Francisco 49ers
11/21	MINNESOTA VIKINGS
11/28	at Green Bay Packers (Milw.)
12/5	at Los Angeles Rams
12/12	CLEVELAND BROWNS
12/19	ATLANTA FALCONS

Head Coach: J.D. Roberts

TULANE STADIUM	W	24-20	70,915
TULANE STADIUM	L	20-38	81,595
Astrodome	T	13-13	47,966
Soldier Field	L	14-35	55,049
TULANE STADIUM	W	24-14	83,088
Atlanta-Fulton County Stadium	L	6-28	58,850
R.F.K. Stadium	L	14-24	53,041
TULANE STADIUM	T	21-21	83,102
Candlestick Park	W	26-20	45,138
TULANE STADIUM	L	10-23	83,130
Milwaukee County Stadium	W	29-21	48,035
L.A. Memorial Coliseum	L	28-45	73,610
TULANE STADIUM	L	17-21	72,794
TULANE STADIUM	L	20-24	75,954
		266-347	932,267

## 1972: 2-11-1 (4th-NFC West)

9/17	at Los Angeles Rams
9/25	KANSAS CITY CHIEFS - MN
10/1	SAN FRANCISCO 49ERS
10/8	at New York Giants
10/15	ATLANTA FALCONS
10/22	at San Francisco 49ers
10/29	PHILADELPHIA EAGLES
11/5	at Minnesota Vikings
11/12	at Atlanta Falcons
11/19	at Detroit Lions
11/26	LOS ANGELES RAMS
12/3	at New York Jets
12/10	NEW ENGLAND PATRIOTS
12/17	GREEN BAY PACKERS

Head Coach: J.D. Roberts

L.A. Memorial Coliseum	L	14-34	66,303
TULANE STADIUM	L	17-20	70,793
TULANE STADIUM	L	2-37	69,840
Yankee Stadium	L	21-45	62,507
TULANE STADIUM	L	14-21	66,294
Candlestick Park	T	20-20	59,167
TULANE STADIUM	W	21-3	65,664
Metropolitan Stadium	L	6-37	49,784
Atlanta-Fulton County Stadium	L	20-36	58,850
Tiger Stadium	L	14-27	53,752
TULANE STADIUM	W	19-16	64,325
Shea Stadium	L	17-18	62,496
TULANE STADIUM	L	10-17	64,889
TULANE STADIUM	L	20-30	65,881
		215-361	880,545

## 1973: 5-9 (3rd-NFC West)

9/16	ATLANTA FALCONS
9/24	at Dallas Cowboys - MN
9/30	at Baltimore Colts
10/7	CHICAGO BEARS
10/14	DETROIT LIONS
10/21	at San Francisco 49ers
10/28	WASHINGTON REDSKINS
11/4	BUFFALO BILLS
11/11	at Los Angeles Rams
11/18	at San Diego Chargers
11/25	LOS ANGELES RAMS
12/2	at Green Bay Packers (Milw.)
12/9	SAN FRANCISCO 49ERS
12/16	at Atlanta Falcons

Head Coach: John North

TULANE STADIUM	L	7-62	66,428
Texas Stadium	L	3-40	52,715
Memorial Stadium	L	10-14	52,293
TULANE STADIUM	W	21-16	56,561
TULANE STADIUM	W	20-13	57,810
Candlestick Park	L	0-40	52,881
TULANE STADIUM	W	19-3	66,315
TULANE STADIUM	W	13-0	74,770
L.A. Memorial Coliseum	L	7-29	70,358
San Diego Stadium	L	14-17	38,848
TULANE STADIUM	L	13-24	67,192
Milwaukee County Stadium	L	10-30	46,092
TULANE STADIUM	W	16-10	62,490
Atlanta-Fulton County Stadium	L	10-14	34,147
		163-312	794,900

## 1974: 5-9 (3rd-NFC West)

9/15	SAN FRANCISCO 49ERS
9/22	at Los Angeles Rams
9/29	ATLANTA FALCONS
10/6	at Chicago Bears
10/13	at Denver Broncos
10/20	at Atlanta Falcons
10/27	PHILADELPHIA EAGLES
11/3	at Detroit Lions
11/10	MIAMI DOLPHINS
11/17	LOS ANGELES RAMS
11/25	PITTSBURGH STEELERS - MN
12/1	at Minnesota Vikings
12/8	ST. LOUIS CARDINALS
12/15	at San Francisco 49ers

Head Coach: John North

TULANE STADIUM	L	13-17	65,071
L.A. Memorial Coliseum	L	0-24	64,178
TULANE STADIUM	W	14-13	62,273
Soldier Field	L	10-24	45,818
Mile High Stadium	L	17-33	51,881
Atlanta-Fulton County Stadium	W	13-3	47,217
TULANE STADIUM	W	14-10	64,257
Tiger Stadium	L	14-19	43,256
TULANE STADIUM	L	0-21	74,289
TULANE STADIUM	W	20-7	57,287
TULANE STADIUM	L	7-28	71,907
Metropolitan Stadium	L	9-29	44,202
TULANE STADIUM	W	14-0	57,152
Candlestick Park	L	21-35	40,418
		166-263	789,156



# SEASON RESULTS (1975-78)

## 1975: 2-12 (4th-NFC West)

<b>Head Coaches: John North (6 games, 1-5) &amp; Ernie Hefferle (8 games, 1-7)</b>			
9/21	at Washington Redskins	R.F.K. Stadium	L 3-41 54,414
9/28	<b>CINCINNATI BENGALS</b>	<b>LOUISIANA SUPERDOME</b>	L 0-21 52,531
10/5	at Atlanta Falcons	Atlanta-Fulton County Stadium	L 7-14 29,444
10/12	<b>GREEN BAY PACKERS</b>	<b>LOUISIANA SUPERDOME</b>	W 20-19 51,371
10/19	at San Francisco 49ers	Candlestick Park	L 21-35 39,990
10/26	at Los Angeles Rams	L.A. Memorial Coliseum	L 14-38 54,723
11/2	<b>ATLANTA FALCONS</b>	<b>LOUISIANA SUPERDOME</b>	W 23-7 49,342
11/9	at Oakland Raiders	Oakland Coliseum	L 10-48 51,267
11/16	<b>MINNESOTA VIKINGS</b>	<b>LOUISIANA SUPERDOME</b>	L 7-20 52,765
11/23	<b>SAN FRANCISCO 49ERS</b>	<b>LOUISIANA SUPERDOME</b>	L 6-16 40,328
11/30	at Cleveland Browns	Municipal Stadium	L 16-17 44,753
12/7	<b>LOS ANGELES RAMS</b>	<b>LOUISIANA SUPERDOME</b>	L 7-14 39,358
12/14	at New York Giants	Shea Stadium	L 14-28 40,150
12/21	<b>CHICAGO BEARS</b>	<b>LOUISIANA SUPERDOME</b>	L 17-42 33,371
			<b>165-360 633,807</b>

## 1976: 4-10 (3rd-NFC West)

<b>HEAD COACH: Hank Stram</b>			
9/12	<b>MINNESOTA VIKINGS</b>	<b>LOUISIANA SUPERDOME</b>	L 9-40 58,156
9/19	<b>DALLAS COWBOYS</b>	<b>LOUISIANA SUPERDOME</b>	L 6-24 61,413
9/26	at Kansas City Chiefs	Arrowhead Stadium	W 27-17 53,918
10/3	<b>HOUSTON OILERS</b>	<b>LOUISIANA SUPERDOME</b>	L 26-31 51,973
10/10	<b>ATLANTA FALCONS</b>	<b>LOUISIANA SUPERDOME</b>	W 30-0 51,521
10/17	at San Francisco 49ers	Candlestick Park	L 3-33 43,160
10/24	<b>LOS ANGELES RAMS</b>	<b>LOUISIANA SUPERDOME</b>	L 10-16 51,984
10/31	at Atlanta Falcons	Atlanta-Fulton County Stadium	L 20-23 34,127
11/7	at Green Bay Packers (Milw.)	Milwaukee County Stadium	L 27-32 52,936
11/14	<b>DETROIT LIONS</b>	<b>LOUISIANA SUPERDOME</b>	W 17-16 42,048
11/21	at Seattle Seahawks	Kingdome	W 51-27 81,865
11/28	at Los Angeles Rams	L.A. Memorial Coliseum	L 14-33 54,902
12/5	at New England Patriots	Schaefer Stadium	L 6-27 53,592
12/12	<b>SAN FRANCISCO 49ERS</b>	<b>LOUISIANA SUPERDOME</b>	L 7-27 42,536
			<b>253-346 714,135</b>

## 1977: 3-11 (4th-NFC West)

<b>Head Coach: Hank Stram</b>			
9/18	<b>GREEN BAY PACKERS</b>	<b>LOUISIANA SUPERDOME</b>	L 20-24 56,250
9/25	at Detroit Lions	Silverdome	L 19-23 51,548
10/2	at Chicago Bears	Soldier Field	W 42-14 51,488
10/9	<b>SAN DIEGO CHARGERS</b>	<b>LOUISIANA SUPERDOME</b>	L 0-14 53,942
10/16	at Los Angeles Rams	L.A. Memorial Coliseum	L 7-14 46,045
10/23	at St. Louis Cardinals	Busch Stadium	L 31-49 48,417
10/30	<b>LOS ANGELES RAMS</b>	<b>LOUISIANA SUPERDOME</b>	W 27-26 59,023
11/6	at Philadelphia Eagles	Veterans Stadium	L 7-28 53,482
11/13	<b>SAN FRANCISCO 49ERS</b>	<b>LOUISIANA SUPERDOME</b>	L 7-10 OT 41,564
11/20	<b>ATLANTA FALCONS</b>	<b>LOUISIANA SUPERDOME</b>	W 21-20 43,135
11/27	at San Francisco 49ers	Candlestick Park	L 17-20 33,702
12/4	<b>NEW YORK JETS</b>	<b>LOUISIANA SUPERDOME</b>	L 13-16 40,464
12/11	<b>TAMPA BAY BUCCANEERS</b>	<b>LOUISIANA SUPERDOME</b>	L 14-33 40,124
12/18	at Atlanta Falcons	Atlanta-Fulton County Stadium	L 7-35 36,895
			<b>232-336 656,079</b>

## 1978: 7-9 (3rd-NFC West)

<b>Head Coach: Dick Nolan</b>			
9/3	<b>MINNESOTA VIKINGS</b>	<b>LOUISIANA SUPERDOME</b>	W 31-24 54,187
9/10	at Green Bay Packers (Milw.)	Milwaukee County Stadium	L 17-28 54,336
9/17	<b>PHILADELPHIA EAGLES</b>	<b>LOUISIANA SUPERDOME</b>	L 17-24 49,242
9/24	at Cincinnati Bengals	Riverfront Stadium	W 20-18 40,455
10/1	<b>LOS ANGELES RAMS</b>	<b>LOUISIANA SUPERDOME</b>	L 20-26 61,659
10/8	<b>CLEVELAND BROWNS</b>	<b>LOUISIANA SUPERDOME</b>	L 16-24 50,158
10/15	at San Francisco 49ers	Candlestick Park	W 14-7 37,671
10/22	at Los Angeles Rams	L.A. Memorial Coliseum	W 10-3 47,574
10/29	<b>NEW YORK GIANTS</b>	<b>LOUISIANA SUPERDOME</b>	W 28-17 58,807
11/5	at Pittsburgh Steelers	Three Rivers Stadium	L 14-20 48,526
11/12	<b>ATLANTA FALCONS</b>	<b>LOUISIANA SUPERDOME</b>	L 17-20 70,323
11/19	at Dallas Cowboys	Texas Stadium	L 7-27 57,920
11/26	at Atlanta Falcons	Atlanta-Fulton County Stadium	L 17-20 55,521
12/3	<b>SAN FRANCISCO 49ERS</b>	<b>LOUISIANA SUPERDOME</b>	W 24-13 50,068
12/10	<b>HOUSTON OILERS</b>	<b>LOUISIANA SUPERDOME</b>	L 12-17 63,169
12/17	at Tampa Bay Buccaneers	Tampa Stadium	W 17-10 51,207
			<b>281-298 850,823</b>

# SEASON RESULTS (1979-82)

## 1979: 8-8 (2nd-NFC West)

9/2	ATLANTA FALCONS	Head Coach: Dick Nolan	LOUISIANA SUPERDOME	L	34-40 OT	70,940
9/9	at Green Bay Packers (Milw.)	Milwaukee County Stadium	L	19-28	53,184	
9/16	PHILADELPHIA EAGLES	LOUISIANA SUPERDOME	L	14-26	54,212	
9/23	at San Francisco 49ers	Candlestick Park	W	30-21	39,727	
9/30	NEW YORK GIANTS	LOUISIANA SUPERDOME	W	24-14	51,543	
10/7	LOS ANGELES RAMS	LOUISIANA SUPERDOME	L	17-35	68,986	
10/14	at Tampa Bay Buccaneers	Tampa Stadium	W	42-14	67,640	
10/21	DETROIT LIONS	LOUISIANA SUPERDOME	W	17-7	57,428	
10/28	at Washington Redskins	R.F.K. Stadium	W	14-10	52,133	
11/4	at Denver Broncos	Mile High Stadium	L	3-10	74,482	
11/11	SAN FRANCISCO 49ERS	LOUISIANA SUPERDOME	W	31-20	65,551	
11/18	at Seattle Seahawks	Kingdome	L	24-38	60,055	
11/25	at Atlanta Falcons	Atlanta-Fulton County Stadium	W	37-6	42,815	
12/3	OAKLAND RAIDERS - MN	LOUISIANA SUPERDOME	L	35-42	65,541	
12/9	SAN DIEGO CHARGERS	LOUISIANA SUPERDOME	L	0-35	61,059	
12/16	at Los Angeles Rams	L.A. Memorial Coliseum	W	29-14	53,879	
				270-260	620,175	

## 1980: 1-15 (4th-NFC West)

Head Coaches: Dick Nolan (12 games, 0-12) & Dick Stanfel (4 games, 1-3)						
9/7	SAN FRANCISCO 49ERS	LOUISIANA SUPERDOME	L	23-26	58,621	
9/14	at Chicago Bears	Soldier Field	L	3-22	62,523	
9/21	BUFFALO BILLS	LOUISIANA SUPERDOME	L	26-35	51,154	
9/28	at Miami Dolphins	Orange Bowl	L	16-21	40,946	
10/5	ST. LOUIS CARDINALS	LOUISIANA SUPERDOME	L	7-40	45,388	
10/12	at Detroit Lions	Silverdome	L	13-24	78,147	
10/19	ATLANTA FALCONS	LOUISIANA SUPERDOME	L	14-41	62,651	
10/26	at Washington Redskins	R.F.K. Stadium	L	14-22	51,375	
11/2	at Los Angeles Rams	Anaheim Stadium	L	31-45	59,909	
11/9	PHILADELPHIA EAGLES	LOUISIANA SUPERDOME	L	21-34	44,340	
11/16	at Atlanta Falcons	Atlanta-Fulton County Stadium	L	13-31	53,871	
11/24	LOS ANGELES RAMS - MN	LOUISIANA SUPERDOME	L	7-27	53,488	
11/30	MINNESOTA VIKINGS	LOUISIANA SUPERDOME	L	20-23	30,936	
12/7	at San Francisco 49ers	Candlestick Park	L	35-38 OT	37,949	
12/14	at New York Jets	Shea Stadium	W	21-20	38,077	
12/21	NEW ENGLAND PATRIOTS	LOUISIANA SUPERDOME	L	27-38	38,277	
				291-487	807,652	

## 1981: 4-12 (4th-NFC West)

Head Coach: Bum Phillips						
9/6	at Atlanta Falcons	Atlanta-Fulton County Stadium	L	0-27	57,406	
9/13	LOS ANGELES RAMS	LOUISIANA SUPERDOME	W	23-17	62,063	
9/20	at New York Giants	Giants Stadium	L	7-20	69,814	
9/27	at San Francisco 49ers	Candlestick Park	L	14-21	44,433	
10/4	PITTSBURGH STEELERS	LOUISIANA SUPERDOME	L	6-20	64,578	
10/11	PHILADELPHIA EAGLES	LOUISIANA SUPERDOME	L	14-31	52,728	
10/18	at Cleveland Browns	Municipal Stadium	L	17-20	76,059	
10/25	CINCINNATI BENGALS	LOUISIANA SUPERDOME	W	17-7	46,336	
11/1	ATLANTA FALCONS	LOUISIANA SUPERDOME	L	10-41	63,637	
11/8	at Los Angeles Rams	Anaheim Stadium	W	21-13	61,068	
11/15	at Minnesota Vikings	Metropolitan Stadium	L	10-20	45,215	
11/22	at Houston Oilers	Astrodome	W	27-24	49,581	
11/29	TAMPA BAY BUCCANEERS	LOUISIANA SUPERDOME	L	14-31	62,209	
12/6	at St. Louis Cardinals	Busch Stadium	L	3-30	46,923	
12/13	GREEN BAY PACKERS	LOUISIANA SUPERDOME	L	7-35	45,518	
12/20	SAN FRANCISCO 49ERS	LOUISIANA SUPERDOME	L	17-21	43,639	
				207-378	891,207	

## 1982: 4-5 (2nd-NFC West: unofficial due to strike)

Head Coach: Bum Phillips						
9/12	ST. LOUIS CARDINALS	LOUISIANA SUPERDOME	L	7-21	58,673	
9/19	at Chicago Bears	Soldier Field	W	10-0	56,600	
9/21	KANSAS CITY CHIEFS	LOUISIANA SUPERDOME	W	27-17	39,341	
11/28	at San Francisco 49ers	Candlestick Park	W	23-20	51,611	
12/5	TAMPA BAY BUCCANEERS	LOUISIANA SUPERDOME	L	10-13	61,709	
12/12	at Atlanta Falcons	Atlanta-Fulton County Stadium	L	0-35	39,535	
12/19	at Dallas Cowboys	Texas Stadium	L	7-21	64,506	
12/26	WASHINGTON REDSKINS	LOUISIANA SUPERDOME	L	10-27	48,667	
1/2	ATLANTA FALCONS	LOUISIANA SUPERDOME	W	35-6	47,336	
				129-160	467,978	

# SEASON RESULTS (1983-86)

## 1983: 8-8 (3rd-NFC West)

9/4	<b>ST. LOUIS CARDINALS</b>	Head Coach: Bum Phillips			
9/11	at Los Angeles Rams	LOUISIANA SUPERDOME	L	28-17	60,430
9/18	<b>CHICAGO BEARS</b>	Anaheim Stadium	L	27-30	45,572
9/25	at Dallas Cowboys	LOUISIANA SUPERDOME	W	34-31 OT	64,692
10/2	<b>MIAMI DOLPHINS</b>	Texas Stadium	L	20-21	62,136
10/9	at Atlanta Falcons	LOUISIANA SUPERDOME	W	17-7	66,489
10/16	<b>SAN FRANCISCO 49ERS</b>	Atlanta-Fulton County Stadium	W	19-17	51,654
10/23	at Tampa Bay Buccaneers	LOUISIANA SUPERDOME	L	13-32	68,154
10/30	at Buffalo Bills	Tampa Stadium	W	24-21	48,242
11/6	<b>ATLANTA FALCONS</b>	Rich Stadium	L	21-27	49,413
11/13	at San Francisco 49ers	LOUISIANA SUPERDOME	W	27-10	67,062
11/21	<b>NEW YORK JETS - MN</b>	Candlestick Park	L	0-27	40,022
11/27	<b>MINNESOTA VIKINGS</b>	LOUISIANA SUPERDOME	L	28-31	68,606
12/4	at New England Patriots	LOUISIANA SUPERDOME	W	17-16	59,502
12/11	at Philadelphia Eagles	Sullivan Stadium	L	0-7	24,579
12/18	<b>LOS ANGELES RAMS</b>	Veterans Stadium	W	20-17 OT	45,182
		LOUISIANA SUPERDOME	L	24-26	70,148
				319-337	891,883

## 1984: 7-9 (3rd-NFC West)

9/2	<b>ATLANTA FALCONS</b>	Head Coach: Bum Phillips			
9/9	<b>TAMPA BAY BUCCANEERS</b>	LOUISIANA SUPERDOME	L	28-36	66,652
9/16	at San Francisco 49ers	LOUISIANA SUPERDOME	W	17-13	54,686
9/23	<b>ST. LOUIS CARDINALS</b>	Candlestick Park	L	20-30	57,611
9/30	at Houston Oilers	LOUISIANA SUPERDOME	W	34-24	58,723
10/7	at Chicago Bears	Astrodome	W	27-10	43,108
10/14	<b>LOS ANGELES RAMS</b>	Soldier Field	L	7-20	53,752
10/21	at Dallas Cowboys - SN	LOUISIANA SUPERDOME	L	10-28	63,161
10/28	at Cleveland Browns	Texas Stadium	L	27-30 OT	50,966
11/4	<b>GREEN BAY PACKERS</b>	Municipal Stadium	W	16-14	52,849
11/11	at Atlanta Falcons	LOUISIANA SUPERDOME	L	13-23	57,426
11/19	<b>PITTSBURGH STEELERS - MN</b>	Atlanta-Fulton County Stadium	W	17-13	40,590
11/25	<b>SAN FRANCISCO 49ERS</b>	LOUISIANA SUPERDOME	W	27-24	66,005
12/2	at Los Angeles Rams	LOUISIANA SUPERDOME	L	3-35	65,117
12/9	<b>CINCINNATI BENGALS</b>	Anaheim Stadium	L	21-34	49,148
12/15	at New York Giants	LOUISIANA SUPERDOME	L	21-24	40,855
		Giants Stadium	W	10-3	63,739
				298-361	884,588

## 1985: 5-11 (3rd-NFC West)

9/8	<b>KANSAS CITY CHIEFS</b>	Head Coaches: Bum Phillips (12 games, 4-8) & Wade Phillips (4 games, 1-3)			
9/15	at Denver Broncos	LOUISIANA SUPERDOME	L	27-47	57,760
9/22	<b>TAMPA BAY BUCCANEERS</b>	Mile High Stadium	L	23-34	74,488
9/29	at San Francisco 49ers	LOUISIANA SUPERDOME	W	20-13	45,320
10/6	<b>PHILADELPHIA EAGLES</b>	Candlestick Park	W	20-17	58,053
10/13	at Los Angeles Raiders	LOUISIANA SUPERDOME	W	23-21	56,364
10/20	at Atlanta Falcons	L.A. Memorial Coliseum	L	13-23	48,152
10/27	<b>NEW YORK GIANTS</b>	Atlanta-Fulton County Stadium	L	24-31	44,784
11/3	at Los Angeles Rams	LOUISIANA SUPERDOME	L	13-21	54,082
11/10	<b>SEATTLE SEAHAWKS</b>	Anaheim Stadium	L	10-28	49,030
11/17	at Green Bay Packers (Milw.)	LOUISIANA SUPERDOME	L	3-27	47,365
11/24	at Minnesota Vikings	Milwaukee County Stadium	L	14-38	52,104
12/1	<b>LOS ANGELES RAMS</b>	Metrodome	W	30-23	54,117
12/8	at St. Louis Cardinals	LOUISIANA SUPERDOME	W	29-3	44,122
12/15	<b>SAN FRANCISCO 49ERS</b>	Busch Stadium	L	16-28	29,527
12/22	<b>ATLANTA FALCONS</b>	LOUISIANA SUPERDOME	L	19-31	46,065
		LOUISIANA SUPERDOME	L	10-16	37,717
				294-401	799,410

## 1986: 7-9 (4th-NFC West)

9/7	<b>ATLANTA FALCONS</b>	Head Coach: Jim Mora			
9/14	<b>GREEN BAY PACKERS</b>	LOUISIANA SUPERDOME	L	10-31	67,950
9/21	at San Francisco 49ers	LOUISIANA SUPERDOME	W	24-10	46,383
9/28	at New York Giants	Candlestick Park	L	17-26	58,297
10/5	<b>WASHINGTON REDSKINS</b>	Giants Stadium	L	17-20	72,769
10/12	at Indianapolis Colts	LOUISIANA SUPERDOME	L	6-14	57,378
10/19	<b>TAMPA BAY BUCCANEERS</b>	Hoosier Dome	W	17-14	53,512
10/26	at New York Jets	LOUISIANA SUPERDOME	W	38-7	43,355
11/2	<b>SAN FRANCISCO 49ERS</b>	Giants Stadium	L	23-28	44,246
11/9	<b>LOS ANGELES RAMS</b>	LOUISIANA SUPERDOME	W	23-10	53,234
11/16	at St. Louis Cardinals	LOUISIANA SUPERDOME	W	6-0	62,352
11/23	at Los Angeles Rams	Busch Stadium	W	16-7	32,069
11/30	<b>NEW ENGLAND PATRIOTS</b>	Anaheim Stadium	L	13-26	58,600
12/7	<b>MIAMI DOLPHINS</b>	LOUISIANA SUPERDOME	L	20-21	58,259
12/14	at Atlanta Falcons	LOUISIANA SUPERDOME	L	27-31	64,761
12/21	at Minnesota Vikings	Atlanta-Fulton County Stadium	W	14-9	39,994
		Metrodome	L	17-33	51,209
				288-287	864,368

# SEASON RESULTS (1987-90)

## 1987: 12-3 (2nd-NFC West)

9/13	<b>CLEVELAND BROWNS</b>	Head Coach: Jim Mora			
9/20	at Philadelphia Eagles	<b>LOUISIANA SUPERDOME</b>	W	28-21	59,900
10/4	<b>LOS ANGELES RAMS</b>	Veterans Stadium	L	17-27	57,485
10/11	at St. Louis Cardinals	<b>LOUISIANA SUPERDOME</b>	W	37-10	29,745
10/18	at Chicago Bears	Busch Stadium	L	19-24	11,795
10/25	<b>SAN FRANCISCO 49ERS</b>	Soldier Field	W	19-17	46,813
11/1	at Atlanta Falcons	<b>LOUISIANA SUPERDOME</b>	L	22-24	60,497
11/8	at Los Angeles Rams	Atlanta-Fulton County Stadium	W	38-0	42,196
11/15	at San Francisco 49ers	Anaheim Stadium	W	31-14	43,379
11/22	<b>NEW YORK GIANTS</b>	Candlestick Park	W	26-24	60,436
11/29	at Pittsburgh Steelers	<b>LOUISIANA SUPERDOME</b>	W	23-14	67,639
12/6	<b>TAMPA BAY BUCCANEERS</b>	Three Rivers Stadium	W	20-16	47,896
12/13	<b>HOUSTON OILERS</b>	<b>LOUISIANA SUPERDOME</b>	W	44-34	66,471
12/20	at Cincinnati Bengals	<b>LOUISIANA SUPERDOME</b>	W	24-10	68,257
12/27	<b>GREEN BAY PACKERS</b>	Riverfront Stadium	W	41-24	43,424
		<b>LOUISIANA SUPERDOME</b>	W	33-24	68,364
				422-283	774,297
1/3	<b>MINNESOTA VIKINGS</b>	NFC Wild Card Playoff	L	10-44	68,127
		<b>LOUISIANA SUPERDOME</b>			

## 1988: 10-6 (3rd-NFC West)

9/4	<b>SAN FRANCISCO 49ERS</b>	Head Coach: Jim Mora			
9/11	at Atlanta Falcons	<b>LOUISIANA SUPERDOME</b>	L	33-34	66,357
9/18	at Detroit Lions	Atlanta-Fulton County Stadium	W	29-21	48,901
9/25	<b>TAMPA BAY BUCCANEERS</b>	Silverdome	W	22-14	32,943
10/3	<b>DALLAS COWBOYS - MN</b>	<b>LOUISIANA SUPERDOME</b>	W	13-9	66,671
10/9	at San Diego Chargers	<b>LOUISIANA SUPERDOME</b>	W	20-17	68,474
10/16	at Seattle Seahawks	Jack Murphy Stadium	W	23-17	42,693
10/23	<b>LOS ANGELES RAIDERS</b>	Kingdome	W	20-19	63,569
10/30	<b>LOS ANGELES RAMS</b>	<b>LOUISIANA SUPERDOME</b>	W	20-6	68,249
11/6	at Washington Redskins	<b>LOUISIANA SUPERDOME</b>	L	10-12	68,238
11/13	at Los Angeles Rams	R.F.K. Stadium	W	24-27	54,183
11/20	<b>DENVER BRONCOS</b>	Anaheim Stadium	W	14-10	63,305
11/27	<b>NEW YORK GIANTS - SN</b>	<b>LOUISIANA SUPERDOME</b>	W	42-0	68,075
12/4	at Minnesota Vikings	<b>LOUISIANA SUPERDOME</b>	L	12-13	66,526
12/11	at San Francisco 49ers	Metrodome	L	3-45	61,215
12/18	<b>ATLANTA FALCONS</b>	Candlestick Park	L	17-30	62,977
		<b>LOUISIANA SUPERDOME</b>	W	10-9	60,566
				312-283	960,942

## 1989: 9-7 (3rd-NFC West)

9/10	<b>DALLAS COWBOYS</b>	Head Coach: Jim Mora			
9/17	at Green Bay Packers	<b>LOUISIANA SUPERDOME</b>	W	28-0	66,977
9/24	at Tampa Bay Buccaneers	Lambeau Field	L	34-35	55,809
10/1	<b>WASHINGTON REDSKINS</b>	Tampa Stadium	L	10-20	44,053
10/8	<b>SAN FRANCISCO 49ERS</b>	<b>LOUISIANA SUPERDOME</b>	L	14-16	64,358
10/15	<b>NEW YORK JETS</b>	<b>LOUISIANA SUPERDOME</b>	L	20-24	60,488
10/22	at Los Angeles Rams	<b>LOUISIANA SUPERDOME</b>	W	29-14	59,521
10/29	<b>ATLANTA FALCONS</b>	Anaheim Stadium	W	40-21	57,567
11/6	at San Francisco 49ers - MN	<b>LOUISIANA SUPERDOME</b>	W	20-13	65,153
11/12	at New England Patriots	Candlestick Park	L	13-31	60,667
11/19	at Atlanta Falcons	Sullivan Stadium	W	28-24	47,680
11/26	<b>LOS ANGELES RAMS - SN</b>	Atlanta-Fulton County Stadium	W	26-17	53,173
12/3	at Detroit Lions	<b>LOUISIANA SUPERDOME</b>	L	17-20	OT 64,274
12/10	at Buffalo Bills	Silverdome	W	14-21	38,550
12/18	<b>PHILADELPHIA EAGLES - MN</b>	Rich Stadium	W	22-19	70,037
12/24	<b>INDIANAPOLIS COLTS</b>	<b>LOUISIANA SUPERDOME</b>	W	30-20	59,218
		<b>LOUISIANA SUPERDOME</b>	W	41-6	49,009
				386-301	916,534

## 1990: 8-8 (2nd-NFC West)

9/10	<b>SAN FRANCISCO 49ERS - MN</b>	Head Coach: Jim Mora			
9/16	at Minnesota Vikings	<b>LOUISIANA SUPERDOME</b>	L	12-13	68,629
9/23	<b>PHOENIX CARDINALS</b>	Metrodome	L	3-32	56,272
10/7	at Atlanta Falcons	<b>LOUISIANA SUPERDOME</b>	W	28-7	61,110
10/14	<b>CLEVELAND BROWNS</b>	Atlanta-Fulton County Stadium	L	27-28	57,401
10/21	at Houston Oilers	<b>LOUISIANA SUPERDOME</b>	W	25-20	68,608
10/28	<b>DETROIT LIONS</b>	Astrodome	L	10-23	57,908
11/4	at Cincinnati Bengals	<b>LOUISIANA SUPERDOME</b>	L	10-27	64,368
11/11	<b>TAMPA BAY BUCCANEERS</b>	Riverfront Stadium	W	21-7	60,067
11/18	at Washington Redskins	<b>LOUISIANA SUPERDOME</b>	W	35-7	67,865
11/25	<b>ATLANTA FALCONS</b>	R.F.K. Stadium	W	17-31	52,573
12/2	at Dallas Cowboys	<b>LOUISIANA SUPERDOME</b>	L	10-7	68,629
12/9	at Los Angeles Rams	Texas Stadium	L	13-17	60,087
12/16	<b>PITTSBURGH STEELERS</b>	Anaheim Stadium	W	24-20	56,864
12/23	at San Francisco 49ers	<b>LOUISIANA SUPERDOME</b>	L	6-9	68,582
12/31	<b>LOS ANGELES RAMS - MN</b>	Candlestick Park	W	13-10	60,112
		<b>LOUISIANA SUPERDOME</b>	W	20-17	68,647
				274-275	997,722
1/6	at Chicago Bears	NFC Wild Card Playoff	L	6-16	60,767
		Soldier Field			

# SEASON RESULTS (1991-94)

## 1991: 11-5 (1st-NFC West)

9/1	SEATTLE SEAHAWKS	Head Coach: Jim Mora	W	27-24	68,492
9/8	at Kansas City Chiefs	LOUISIANA SUPERDOME	W	17-10	74,816
9/15	LOS ANGELES RAMS - SN	Arrowhead Stadium	W	24-7	68,583
9/22	MINNESOTA VIKINGS	LOUISIANA SUPERDOME	W	26-0	68,591
9/29	at Atlanta Falcons	Atlanta-Fulton County Stadium	W	27-6	56,356
10/13	at Philadelphia Eagles	Veterans Stadium	W	13-6	64,224
10/20	TAMPA BAY BUCCANEERS	LOUISIANA SUPERDOME	W	23-7	68,591
10/27	CHICAGO BEARS	LOUISIANA SUPERDOME	L	17-20	68,591
11/3	at Los Angeles Rams	Anaheim Stadium	W	24-17	58,713
11/10	SAN FRANCISCO 49ERS	LOUISIANA SUPERDOME	W	10-3	68,591
11/17	at San Diego Chargers	Jack Murphy Stadium	L	21-24	48,420
11/24	ATLANTA FALCONS - SN	LOUISIANA SUPERDOME	L	20-23 OT	68,591
12/1	at San Francisco 49ers	Candlestick Park	L	24-38	62,092
12/8	at Dallas Cowboys	Texas Stadium	W	14-23	64,530
12/16	LOS ANGELES RAIDERS - MN	LOUISIANA SUPERDOME	W	27-0	68,625
12/22	at Phoenix Cardinals	Sun Devil Stadium	W	27-3	30,928
				341-211	1,008,934
12/28	ATLANTA FALCONS	NFC Wild Card Playoff	L	20-27	68,794
		LOUISIANA SUPERDOME			

## 1992: 12-4 (2nd-NFC West)

9/6	at Philadelphia Eagles	Head Coach: Jim Mora	L	13-15	63,513
9/13	CHICAGO BEARS	Veterans Stadium	W	28-6	68,591
9/20	at Atlanta Falcons	LOUISIANA SUPERDOME	W	10-7	67,328
9/27	SAN FRANCISCO 49ERS - SN	Georgia Dome	L	10-16	68,591
10/4	at Detroit Lions	LOUISIANA SUPERDOME	W	13-7	66,971
10/11	LOS ANGELES RAMS - SN	Silverdome	W	13-10	68,591
10/18	at Phoenix Cardinals	Sun Devil Stadium	W	30-21	27,735
11/1	TAMPA BAY BUCCANEERS	LOUISIANA SUPERDOME	W	23-21	68,591
11/8	at New England Patriots	Foxboro Stadium	W	31-14	45,413
11/15	at San Francisco 49ers	Candlestick Park	L	20-21	64,895
11/23	WASHINGTON REDSKINS - MN	LOUISIANA SUPERDOME	W	20-3	68,591
11/29	MIAMI DOLPHINS	LOUISIANA SUPERDOME	W	24-13	68,591
12/3	ATLANTA FALCONS - TN	LOUISIANA SUPERDOME	W	22-14	68,591
12/13	at Los Angeles Rams	Anaheim Stadium	W	37-14	47,355
12/20	BUFFALO BILLS	LOUISIANA SUPERDOME	L	16-20	68,591
12/26	at New York Jets - SAT	Giants Stadium	W	20-0	45,614
				330-202	977,552
1/3	PHILADELPHIA EAGLES	NFC Wild Card Playoff	L	20-36	68,893
		LOUISIANA SUPERDOME			

## 1993: 8-8 (2nd-NFC West)

9/5	HOUSTON OILERS - SN	Head Coach: Jim Mora	W	33-21	69,029
9/12	at Atlanta Falcons	LOUISIANA SUPERDOME	W	34-31	64,287
9/19	DETROIT LIONS	Georgia Dome	W	14-3	69,039
9/26	SAN FRANCISCO 49ERS	LOUISIANA SUPERDOME	W	16-13	69,041
10/3	at Los Angeles Rams	Anaheim Stadium	W	37-6	50,709
10/17	at Pittsburgh Steelers	Three Rivers Stadium	L	14-37	56,056
10/24	ATLANTA FALCONS	LOUISIANA SUPERDOME	L	15-26	69,043
10/31	at Phoenix Cardinals	Sun Devil Stadium	W	20-17	36,778
11/14	GREEN BAY PACKERS	LOUISIANA SUPERDOME	L	17-19	69,043
11/22	at San Francisco 49ers - MN	Candlestick Park	L	7-42	66,500
11/28	at Minnesota Vikings	Metrodome	W	17-14	53,030
12/5	at Cleveland Browns	Municipal Stadium	L	13-17	60,388
12/12	LOS ANGELES RAMS	LOUISIANA SUPERDOME	L	20-23	69,033
12/20	NEW YORK GIANTS - MN	LOUISIANA SUPERDOME	L	14-24	69,036
12/26	at Philadelphia Eagles	Veterans Stadium	L	26-37	50,085
1/2	CINCINNATI BENGALS	LOUISIANA SUPERDOME	W	20-13	58,036
				317-343	979,133

## 1994: 7-9 (2nd-NFC West)

9/4	KANSAS CITY CHIEFS	Head Coach: Jim Mora	L	17-30	69,362
9/11	WASHINGTON REDSKINS	LOUISIANA SUPERDOME	L	24-38	58,049
9/18	at Tampa Bay Buccaneers	LOUISIANA SUPERDOME	W	9-7	45,522
9/25	at San Francisco 49ers	Candlestick Park	L	13-24	63,971
10/2	NEW YORK GIANTS	LOUISIANA SUPERDOME	W	27-22	55,076
10/9	at Chicago Bears	Soldier Field	L	7-17	63,822
10/16	SAN DIEGO CHARGERS	LOUISIANA SUPERDOME	L	22-36	50,565
10/23	LOS ANGELES RAMS	LOUISIANA SUPERDOME	W	37-34	47,908
11/6	at Minnesota Vikings	Metrodome	L	20-21	57,564
11/13	ATLANTA FALCONS	LOUISIANA SUPERDOME	W	33-32	60,313
11/20	at Los Angeles Raiders	L.A. Memorial Coliseum	L	19-24	41,722
11/28	SAN FRANCISCO 49ERS - MN	LOUISIANA SUPERDOME	L	14-35	61,304
12/4	at Los Angeles Rams	Anaheim Stadium	W	31-15	34,960
12/11	at Atlanta Falcons - SN	Georgia Dome	W	29-20	61,307
12/19	DALLAS COWBOYS - MN	LOUISIANA SUPERDOME	L	16-24	67,323
12/24	at Denver Broncos - SAT	Mile High Stadium	W	30-28	64,445
				348-407	903,213



# SEASON RESULTS (1995-98)

## 1995: 7-9 (5th-NFC West)

9/3	<b>SAN FRANCISCO 49ERS</b>	<b>Head Coach: Jim Mora</b>	<b>L</b>	<b>22-24</b>	<b>66,627</b>
9/10	at St. Louis Rams	<b>LOUISIANA SUPERDOME</b>	<b>L</b>	13-17	59,335
9/17	<b>ATLANTA FALCONS</b>	<b>Busch Stadium</b>	<b>L</b>	<b>24-27</b>	<b>OT 57,442</b>
9/24	at New York Giants	<b>LOUISIANA SUPERDOME</b>	<b>L</b>	29-45	72,619
10/1	<b>PHILADELPHIA EAGLES</b>	<b>Giants Stadium</b>	<b>L</b>	<b>10-15</b>	<b>43,938</b>
10/15	<b>MIAMI DOLPHINS</b>	<b>LOUISIANA SUPERDOME</b>	<b>L</b>	<b>33-30</b>	<b>55,628</b>
10/22	at Carolina Panthers	<b>LOUISIANA SUPERDOME</b>	<b>W</b>	3-20	55,484
10/29	at San Francisco 49ers	<b>Clemson Memorial Stadium</b>	<b>L</b>	3-20	55,484
11/5	<b>ST. LOUIS RAMS</b>	<b>3Com Park</b>	<b>W</b>	11-7	65,272
11/12	<b>INDIANAPOLIS COLTS</b>	<b>LOUISIANA SUPERDOME</b>	<b>W</b>	<b>19-10</b>	<b>43,120</b>
11/19	at Minnesota Vikings	<b>LOUISIANA SUPERDOME</b>	<b>W</b>	<b>17-14</b>	<b>44,122</b>
11/26	<b>CAROLINA PANTHERS - SN</b>	<b>Metrodome</b>	<b>L</b>	24-43	58,108
12/3	at New England Patriots	<b>LOUISIANA SUPERDOME</b>	<b>W</b>	<b>34-26</b>	<b>39,580</b>
12/10	at Atlanta Falcons	<b>Foxboro Stadium</b>	<b>W</b>	31-17	59,876
12/16	<b>GREEN BAY PACKERS - SAT</b>	<b>Georgia Dome</b>	<b>L</b>	14-19	54,603
12/24	at New York Jets	<b>LOUISIANA SUPERDOME</b>	<b>L</b>	<b>23-34</b>	<b>50,132</b>
		<b>Giants Stadium</b>	<b>W</b>	12-0	28,885
				<b>319-348</b>	<b>854,771</b>

## 1996: 3-13 (5th-NFC West)

	<b>Head Coaches: Jim Mora (8 games, 2-6) &amp; Rick Venturi (8 games, 1-7)</b>				
9/1	at San Francisco 49ers	<b>3Com Park</b>	<b>L</b>	11-27	63,970
9/8	<b>CAROLINA PANTHERS</b>	<b>LOUISIANA SUPERDOME</b>	<b>L</b>	<b>20-22</b>	<b>43,288</b>
9/15	at Cincinnati Bengals	<b>Riverfront Stadium</b>	<b>L</b>	15-30	45,412
9/22	<b>ARIZONA CARDINALS</b>	<b>LOUISIANA SUPERDOME</b>	<b>L</b>	<b>14-28</b>	<b>34,316</b>
9/29	at Baltimore Ravens	<b>Memorial Stadium</b>	<b>L</b>	10-17	61,063
10/6	<b>JACKSONVILLE JAGUARS</b>	<b>LOUISIANA SUPERDOME</b>	<b>W</b>	<b>17-13</b>	<b>34,231</b>
10/13	<b>CHICAGO BEARS</b>	<b>LOUISIANA SUPERDOME</b>	<b>W</b>	<b>27-24</b>	<b>43,512</b>
10/20	at Carolina Panthers	<b>Ericsson Stadium</b>	<b>L</b>	7-19	70,888
11/3	<b>SAN FRANCISCO 49ERS - SN</b>	<b>LOUISIANA SUPERDOME</b>	<b>L</b>	<b>17-24</b>	<b>53,297</b>
11/10	<b>HOUSTON OILERS</b>	<b>LOUISIANA SUPERDOME</b>	<b>L</b>	<b>14-31</b>	<b>34,121</b>
11/17	at Atlanta Falcons	<b>Georgia Dome</b>	<b>L</b>	15-17	43,119
11/24	at Tampa Bay Buccaneers	<b>Houlihan's Stadium</b>	<b>L</b>	7-13	40,203
12/1	<b>ST. LOUIS RAMS</b>	<b>LOUISIANA SUPERDOME</b>	<b>L</b>	<b>10-26</b>	<b>26,310</b>
12/8	<b>ATLANTA FALCONS</b>	<b>LOUISIANA SUPERDOME</b>	<b>L</b>	<b>15-31</b>	<b>32,923</b>
12/15	at New York Giants	<b>Giants Stadium</b>	<b>W</b>	17-3	52,530
12/21	at St. Louis Rams	<b>Trans World Dome</b>	<b>L</b>	13-14	57,681
				<b>229-339</b>	<b>736,864</b>

## 1997: 6-10 (4th-NFC West)

	<b>Head Coach: Mike Ditka</b>				
8/31	at St. Louis Rams	<b>Trans World Dome</b>	<b>L</b>	24-38	64,575
9/7	<b>SAN DIEGO CHARGERS</b>	<b>LOUISIANA SUPERDOME</b>	<b>L</b>	<b>6-20</b>	<b>65,760</b>
9/14	at San Francisco 49ers	<b>3Com Park</b>	<b>L</b>	7-33	61,838
9/21	<b>DETROIT LIONS</b>	<b>LOUISIANA SUPERDOME</b>	<b>W</b>	<b>35-17</b>	<b>50,016</b>
9/28	at New York Giants	<b>Giants Stadium</b>	<b>L</b>	9-14	68,891
10/5	at Chicago Bears - SN	<b>Soldier Field</b>	<b>W</b>	20-17	58,865
10/12	<b>ATLANTA FALCONS</b>	<b>LOUISIANA SUPERDOME</b>	<b>L</b>	<b>17-23</b>	<b>65,619</b>
10/19	<b>CAROLINA PANTHERS</b>	<b>LOUISIANA SUPERDOME</b>	<b>L</b>	<b>0-13</b>	<b>50,963</b>
10/26	<b>SAN FRANCISCO 49ERS</b>	<b>LOUISIANA SUPERDOME</b>	<b>L</b>	<b>0-23</b>	<b>60,443</b>
11/9	at Oakland Raiders	<b>Oakland Coliseum</b>	<b>W</b>	13-10	40,091
11/16	<b>SEATTLE SEAHAWKS</b>	<b>LOUISIANA SUPERDOME</b>	<b>W</b>	<b>20-17</b>	<b>OT 50,493</b>
11/23	at Atlanta Falcons	<b>Georgia Dome</b>	<b>L</b>	3-20	48,620
11/30	at Carolina Panthers	<b>Ericsson Stadium</b>	<b>W</b>	16-13	57,957
12/7	<b>ST. LOUIS RAMS</b>	<b>LOUISIANA SUPERDOME</b>	<b>L</b>	<b>27-34</b>	<b>54,803</b>
12/14	<b>ARIZONA CARDINALS</b>	<b>LOUISIANA SUPERDOME</b>	<b>W</b>	<b>27-10</b>	<b>45,517</b>
12/21	at Kansas City Chiefs	<b>Arrowhead Stadium</b>	<b>L</b>	13-25	66,772
				<b>237-327</b>	<b>911,223</b>

## 1998: 6-10 (3rd-NFC West)

	<b>Head Coach: Mike Ditka</b>				
9/6	at St. Louis Rams	<b>Trans World Dome</b>	<b>W</b>	24-17	56,943
9/13	<b>CAROLINA PANTHERS</b>	<b>LOUISIANA SUPERDOME</b>	<b>W</b>	<b>19-14</b>	<b>51,915</b>
9/27	at Indianapolis Colts	<b>RCA Dome</b>	<b>W</b>	19-13	OT 48,480
10/4	<b>NEW ENGLAND PATRIOTS</b>	<b>LOUISIANA SUPERDOME</b>	<b>L</b>	<b>27-30</b>	<b>56,172</b>
10/11	<b>SAN FRANCISCO 49ERS</b>	<b>LOUISIANA SUPERDOME</b>	<b>L</b>	<b>0-31</b>	<b>62,811</b>
10/18	at Atlanta Falcons	<b>Georgia Dome</b>	<b>L</b>	23-31	60,774
10/25	<b>TAMPA BAY BUCCANEERS</b>	<b>LOUISIANA SUPERDOME</b>	<b>W</b>	<b>9-3</b>	<b>52,695</b>
11/1	at Carolina Panthers	<b>Ericsson Stadium</b>	<b>L</b>	17-31	62,514
11/8	at Minnesota Vikings	<b>Metrodome</b>	<b>L</b>	24-31	63,779
11/15	<b>ST. LOUIS RAMS</b>	<b>LOUISIANA SUPERDOME</b>	<b>W</b>	<b>24-3</b>	<b>46,430</b>
11/22	at San Francisco 49ers - SN	<b>3Com Park</b>	<b>L</b>	20-31	68,429
11/29	at Miami Dolphins	<b>Pro Player Stadium</b>	<b>L</b>	10-30	73,216
12/6	<b>DALLAS COWBOYS</b>	<b>LOUISIANA SUPERDOME</b>	<b>W</b>	<b>22-3</b>	<b>65,065</b>
12/13	<b>ATLANTA FALCONS</b>	<b>LOUISIANA SUPERDOME</b>	<b>L</b>	<b>17-27</b>	<b>61,678</b>
12/20	at Arizona Cardinals	<b>Sun Devil Stadium</b>	<b>L</b>	17-19	51,617
12/27	<b>BUFFALO BILLS</b>	<b>LOUISIANA SUPERDOME</b>	<b>L</b>	<b>33-45</b>	<b>39,707</b>
				<b>305-359</b>	<b>922,225</b>



# SEASON RESULTS (1999-2002)

## 1999: 3-13 (5th-NFC West)

9/12	<b>CAROLINA PANTHERS</b>	Head Coach: Mike Ditka			
9/19	at San Francisco 49ers	LOUISIANA SUPERDOME	W	19-10	58,166
10/3	at Chicago Bears	3Com Park	L	21-28	67,685
10/10	<b>ATLANTA FALCONS</b>	Soldier Field	L	10-14	66,944
10/17	<b>TENNESSEE TITANS</b>	LOUISIANA SUPERDOME	L	17-20	57,289
10/24	at New York Giants	LOUISIANA SUPERDOME	L	21-24	51,875
10/31	<b>CLEVELAND BROWNS</b>	Giants Stadium	L	9-31	79,082
11/7	<b>TAMPA BAY BUCCANERS</b>	LOUISIANA SUPERDOME	L	16-21	48,817
11/14	<b>SAN FRANCISCO 49ERS</b>	LOUISIANA SUPERDOME	L	16-31	47,129
11/21	at Jacksonville Jaguars - SN	LOUISIANA SUPERDOME	W	24-6	52,198
11/28	at St. Louis Rams	ALLTEL Stadium	L	23-41	69,772
12/5	at Atlanta Falcons	Trans World Dome	L	12-43	65,864
12/12	<b>ST. LOUIS RAMS</b>	Georgia Dome	L	12-35	62,568
12/19	at Baltimore Ravens	LOUISIANA SUPERDOME	L	14-30	46,838
12/24	<b>DALLAS COWBOYS - FR</b>	PSINet Stadium	W	8-31	67,597
1/2	at Carolina Panthers	LOUISIANA SUPERDOME	W	31-24	47,835
		Ericsson Stadium	L	13-45	56,929
				<b>260-434</b>	<b>945,488</b>

## 2000: 10-6 (1st-NFC West)

9/3	<b>DETROIT LIONS</b>	Head Coach: Jim Haslett			
9/10	at San Diego Chargers	LOUISIANA SUPERDOME	L	10-14	64,900
9/17	at Seattle Seahawks	Qualcomm Stadium	W	28-27	51,300
9/24	<b>PHILADELPHIA EAGLES</b>	Husky Stadium	L	10-20	59,513
10/8	at Chicago Bears	LOUISIANA SUPERDOME	L	7-21	64,900
10/15	<b>CAROLINA PANTHERS</b>	Soldier Field	W	31-10	66,944
10/22	at Atlanta Falcons	LOUISIANA SUPERDOME	W	24-6	50,015
10/29	at Arizona Cardinals	Georgia Dome	W	21-19	56,508
11/5	<b>SAN FRANCISCO 49ERS</b>	Sun Devil Stadium	W	21-10	35,016
11/12	at Carolina Panthers	LOUISIANA SUPERDOME	W	31-15	64,900
11/19	<b>OAKLAND RAIDERS</b>	Ericsson Stadium	L	20-10	72,981
11/26	at St. Louis Rams	LOUISIANA SUPERDOME	L	22-31	64,900
12/3	<b>DENVER BRONCOS</b>	Trans World Dome	W	31-24	66,064
12/10	at San Francisco 49ers	LOUISIANA SUPERDOME	L	23-38	64,900
12/17	<b>ATLANTA FALCONS</b>	3Com Park	W	31-27	67,892
12/24	<b>ST. LOUIS RAMS</b>	LOUISIANA SUPERDOME	W	23-7	64,900
		LOUISIANA SUPERDOME	L	21-26	64,900
				<b>354-305</b>	<b>980,533</b>
12/30	<b>ST. LOUIS RAMS</b>	NFC Wild Card Playoff	W	31-28	64,900
1/6	at Minnesota Vikings	NFC Divisional Playoff	L	16-34	63,881
		Metrodome			

## 2001: 7-9 (3rd-NFC West)

9/9	at Buffalo Bills	Head Coach: Jim Haslett			
9/30	at New York Giants	Ralph Wilson Stadium	W	24-6	71,447
10/7	<b>MINNESOTA VIKINGS</b>	Giants Stadium	L	13-21	78,451
10/14	at Carolina Panthers	LOUISIANA SUPERDOME	W	28-15	70,020
10/21	<b>ATLANTA FALCONS</b>	Ericsson Stadium	W	27-25	72,049
10/28	at St. Louis Rams	LOUISIANA SUPERDOME	L	13-20	70,020
11/4	<b>NEW YORK JETS - SN</b>	Dome at America's Center	W	34-31	66,189
11/11	at San Francisco 49ers	LOUISIANA SUPERDOME	L	9-16	70,020
11/18	<b>INDIANAPOLIS COLTS</b>	3Com Park	L	27-28	68,083
11/25	at New England Patriots	LOUISIANA SUPERDOME	W	34-20	70,020
12/2	<b>CAROLINA PANTHERS</b>	Foxboro Stadium	L	17-34	60,292
12/9	at Atlanta Falcons	LOUISIANA SUPERDOME	W	27-23	70,020
12/17	<b>ST. LOUIS RAMS - MN</b>	Georgia Dome	W	28-10	68,826
12/23	at Tampa Bay Buccaneers	LOUISIANA SUPERDOME	L	21-34	70,332
12/30	<b>WASHINGTON REDSKINS - SN</b>	Raymond James Stadium	L	21-48	65,526
1/6	<b>SAN FRANCISCO 49ERS</b>	LOUISIANA SUPERDOME	L	10-40	70,020
		LOUISIANA SUPERDOME	L	0-38	70,020
				<b>333-409</b>	<b>1,111,335</b>

## 2002: 9-7 (3rd-NFC South)

9/8	at Tampa Bay Buccaneers	Head Coach: Jim Haslett			
9/15	<b>GREEN BAY PACKERS</b>	Raymond James Stadium	W	26-20	OT 65,554
9/22	at Chicago Bears	LOUISIANA SUPERDOME	W	35-20	67,958
9/29	at Detroit Lions	Memorial Stadium	W	29-23	63,216
10/6	<b>PITTSBURGH STEELERS</b>	Ford Field	L	21-26	60,023
10/13	at Washington Redskins	LOUISIANA SUPERDOME	W	32-29	67,734
10/20	<b>SAN FRANCISCO 49ERS</b>	FedEx Field	W	43-27	80,768
10/27	<b>ATLANTA FALCONS</b>	LOUISIANA SUPERDOME	W	35-27	67,903
11/10	at Carolina Panthers	LOUISIANA SUPERDOME	L	35-37	67,883
11/17	at Atlanta Falcons	Ericsson Stadium	W	34-24	72,566
11/24	<b>CLEVELAND BROWNS</b>	Georgia Dome	L	17-24	70,382
12/1	<b>TAMPA BAY BUCCANERS - SN</b>	LOUISIANA SUPERDOME	L	15-24	68,295
12/8	at Baltimore Ravens	LOUISIANA SUPERDOME	W	23-20	68,226
12/15	<b>MINNESOTA VIKINGS</b>	Ravens Stadium	W	37-5	69,334
12/22	at Cincinnati Bengals	LOUISIANA SUPERDOME	L	31-32	67,851
12/29	<b>CAROLINA PANTHERS</b>	Paul Brown Stadium	L	13-20	43,544
		LOUISIANA SUPERDOME	L	6-10	66,946
				<b>432-388</b>	<b>1,068,183</b>

# SEASON RESULTS (2003-06)

## 2003: 8-8 (2nd-NFC South)

9/7	at Seattle Seahawks	Head Coach: Jim Haslett	L	10-27	52,250
9/14	HOUSTON TEXANS	Seahawks Stadium	W	31-10	68,390
9/21	at Tennessee Titans	LOUISIANA SUPERDOME	W	12-27	68,809
9/28	INDIANAPOLIS COLTS - SN	The Coliseum	L	21-55	70,020
10/5	at Carolina Panthers	LOUISIANA SUPERDOME	L	13-19	72,496
10/12	CHICAGO BEARS	Ericsson Stadium	W	20-13	68,390
10/19	at Atlanta Falcons	Georgia Dome	W	45-17	70,837
10/26	CAROLINA PANTHERS	LOUISIANA SUPERDOME	L	20-23 OT	68,370
11/2	at Tampa Bay Buccaneers	Raymond James Stadium	W	17-14	65,524
11/16	ATLANTA FALCONS	LOUISIANA SUPERDOME	W	23-20 OT	68,432
11/23	at Philadelphia Eagles	Lincoln Financial Field	L	20-33	67,802
11/30	at Washington Redskins	FedEx Field	W	24-20	76,821
12/7	TAMPA BAY BUCCANEERS	LOUISIANA SUPERDOME	L	7-14	68,442
12/14	NEW YORK GIANTS - SN	LOUISIANA SUPERDOME	W	45-7	68,399
12/21	at Jacksonville Jaguars	ALLTEL Stadium	W	19-20	49,207
12/28	DALLAS COWBOYS	LOUISIANA SUPERDOME	W	13-7	68,451
				340-326	1,072,640

## 2004: 8-8 (2nd-NFC South)

9/12	SEATTLE SEAHAWKS	Head Coach: Jim Haslett	L	7-21	64,900
9/19	SAN FRANCISCO 49ERS	LOUISIANA SUPERDOME	W	30-27	64,900
9/26	at St. Louis Rams	Edward Jones Dome	W	28-25	65,856
10/3	at Arizona Cardinals	Sun Devil Stadium	W	20-17	29,329
10/10	TAMPA BAY BUCCANEERS	LOUISIANA SUPERDOME	L	17-20	64,900
10/17	MINNESOTA VIKINGS - SN	LOUISIANA SUPERDOME	L	31-38	64,900
10/24	at Oakland Raiders	Network Associates Coliseum	W	31-26	45,337
11/7	at San Diego Chargers	Qualcomm Stadium	W	17-43	59,662
11/14	KANSAS CITY CHIEFS	LOUISIANA SUPERDOME	W	27-20	64,900
11/21	DENVER BRONCOS	LOUISIANA SUPERDOME	L	13-34	64,900
11/28	at Atlanta Falcons	Georgia Dome	L	21-24	70,521
12/5	CAROLINA PANTHERS	LOUISIANA SUPERDOME	L	21-32	58,878
12/12	at Dallas Cowboys	Texas Stadium	W	27-13	64,056
12/19	at Tampa Bay Buccaneers	Raymond James Stadium	W	21-17	65,075
12/26	ATLANTA FALCONS	LOUISIANA SUPERDOME	W	26-13	64,900
1/2	at Carolina Panthers	Bank of America Stadium	W	21-18	73,302
				348-405	985,096

## 2005: 3-13 (4th-NFC South)

9/11	at Carolina Panthers	Head Coach: Jim Haslett	W	23-20	72,920
9/19	NEW YORK GIANTS - MN	Bank of America Stadium	L	10-27	68,031
9/25	at Minnesota Vikings	GIANTS STADIUM	L	16-33	63,952
10/2	BUFFALO BILLS	Metrodome	W	19-7	58,688
10/9	at Green Bay Packers	ALAMODOME	L	3-52	70,580
10/16	ATLANTA FALCONS	Lambeau Field	L	31-34	65,562
10/23	at St. Louis Rams	ALAMODOME	L	17-28	64,586
10/30	MIAMI DOLPHINS	Edward Jones Dome	L	6-21	61,643
11/06	CHICAGO BEARS	TIGER STADIUM	L	17-20	32,637
11/20	at New England Patriots	Gillette Stadium	L	17-24	68,756
11/27	at New York Jets - SN	Giants Stadium	W	21-19	77,152
12/4	TAMPA BAY BUCCANEERS	TIGER STADIUM	L	3-10	34,411
12/12	at Atlanta Falcons - MN	Georgia Dome	L	17-36	70,083
12/18	CAROLINA PANTHERS	TIGER STADIUM	L	10-27	32,551
12/24	DETROIT LIONS	ALAMODOME	L	12-13	63,747
1/1	at Tampa Bay Buccaneers	Raymond James Stadium	L	13-27	65,379
				235-398	970,678

## 2006: 10-6 (1st-NFC South)

9/10	at Cleveland Browns	Head Coach: Sean Payton	W	19-14	72,915
9/17	at Green Bay Packers	Cleveland Browns Stadium	W	34-27	70,602
9/25	ATLANTA FALCONS - MN	Lambeau Field	W	23-3	70,003
10/1	at Carolina Panthers	LOUISIANA SUPERDOME	W	18-21	73,392
10/8	TAMPA BAY BUCCANEERS	Bank of America Stadium	W	24-21	68,183
10/15	PHILADELPHIA EAGLES	LOUISIANA SUPERDOME	W	27-24	68,269
10/29	BALTIMORE RAVENS	LOUISIANA SUPERDOME	L	22-35	69,152
11/5	Tampa Bay Buccaneers	Raymond James Stadium	W	31-14	65,561
11/12	Pittsburgh Steelers	Heinz Field	W	31-38	68,001
11/19	CINCINNATI BENGALS	LOUISIANA SUPERDOME	L	16-31	68,001
11/26	Atlanta Falcons	Georgia Dome	W	31-13	70,933
12/3	SAN FRANCISCO 49ERS	LOUISIANA SUPERDOME	W	34-10	68,241
12/10	at Dallas Cowboys	Texas Stadium	W	42-17	65,722
12/17	WASHINGTON REDSKINS	LOUISIANA SUPERDOME	L	10-16	69,502
12/24	at New York Giants	Giants Stadium	W	30-7	78,539
12/31	CAROLINA PANTHERS	LOUISIANA SUPERDOME	L	21-31	69,569
				322-413	1,108,045
1/13	PHILADELPHIA EAGLES	NFC Divisional Playoff	W	27-24	70,001
1/21	at Chicago Bears	LOUISIANA SUPERDOME	L	14-39	61,817
		NFC Championship Game			
		Soldier Field			



## REGULAR SEASON (Home Games in Bold)

### ArizonaCardinals (12-13-0)

Date	W/L	Score	Site	Attendance
12/3/67	L	20-31	Busch Stadium	41,171
<b>9/29/68</b>	<b>L</b>	<b>20-21</b>	<b>Tulane Stadium</b>	<b>79,021</b>
10/27/68	L	17-31	Busch Stadium	45,476
11/2/69	W	51-42	Busch Stadium	46,718
10/11/70	L	17-24	Busch Stadium	45,294
<b>12/8/74</b>	<b>W</b>	<b>14-0</b>	<b>Tulane Stadium</b>	<b>57,152</b>
10/23/77	L	31-49	Busch Stadium	48,417
<b>10/5/80</b>	<b>L</b>	<b>7-40</b>	<b>Louisiana Superdome</b>	<b>45,388</b>
12/6/81	L	3-30	Busch Stadium	46,923
<b>9/12/82</b>	<b>L</b>	<b>7-21</b>	<b>Louisiana Superdome</b>	<b>58,673</b>
<b>9/4/83</b>	<b>W</b>	<b>28-17</b>	<b>Louisiana Superdome</b>	<b>60,430</b>
<b>9/23/84</b>	<b>W</b>	<b>34-24</b>	<b>Louisiana Superdome</b>	<b>58,723</b>
12/8/85	L	16-28	Busch Stadium	29,527
11/16/86	W	16-7	Busch Stadium	32,069
10/11/87	L	19-24	Busch Stadium	11,795
<b>9/23/90</b>	<b>W</b>	<b>28-7</b>	<b>Louisiana Superdome</b>	<b>61,110</b>
12/22/91	W	27-3	Sun Devil Stadium	30,928
10/18/92	W	30-21	Sun Devil Stadium	27,735
10/31/93	W	20-17	Sun Devil Stadium	36,778
<b>9/22/96</b>	<b>L</b>	<b>14-28</b>	<b>Louisiana Superdome</b>	<b>34,316</b>
<b>12/14/97</b>	<b>W</b>	<b>27-10</b>	<b>Louisiana Superdome</b>	<b>45,517</b>
12/20/98	L	17-19	Sun Devil Stadium	51,617
10/29/00	W	21-10	Sun Devil Stadium	35,016
10/30/04	L	10-34	Sun Devil Stadium	29,109
<b>12/16/07</b>	<b>W</b>	<b>31-24</b>	<b>Louisiana Superdome</b>	<b>70,007</b>

### AtlantaFalcons (37-4-0)

<b>11/26/67</b>	<b>W</b>	<b>27-24</b>	<b>Tulane Stadium</b>	<b>83,437</b>
12/7/69	L	17-45	Atlanta-Fulton Co. Std.	51,021
<b>9/20/70</b>	<b>L</b>	<b>3-14</b>	<b>Tulane Stadium</b>	<b>77,042</b>
10/25/70	L	14-32	Atlanta-Fulton Co. Std.	58,850
10/24/71	L	6-28	Atlanta-Fulton Co. Std.	58,850
<b>12/19/71</b>	<b>L</b>	<b>20-24</b>	<b>Tulane Stadium</b>	<b>75,954</b>
<b>11/15/72</b>	<b>L</b>	<b>14-21</b>	<b>Tulane Stadium</b>	<b>66,294</b>
11/12/72	L	20-36	Atlanta-Fulton Co. Std.	58,850
<b>9/16/73</b>	<b>L</b>	<b>7-62</b>	<b>Tulane Stadium</b>	<b>66,428</b>
12/16/73	L	10-14	Atlanta-Fulton Co. Std.	34,147
<b>9/29/74</b>	<b>W</b>	<b>14-13</b>	<b>Tulane Stadium</b>	<b>62,273</b>
10/20/74	W	13-3	Atlanta-Fulton Co. Std.	47,217
10/5/75	L	7-14	Atlanta-Fulton Co. Std.	29,444
<b>11/27/75</b>	<b>W</b>	<b>23-7</b>	<b>Louisiana Superdome</b>	<b>49,342</b>
<b>10/10/76</b>	<b>W</b>	<b>30-0</b>	<b>Louisiana Superdome</b>	<b>51,521</b>
10/31/76	L	20-23	Atlanta-Fulton Co. Std.	34,127
<b>11/20/77</b>	<b>W</b>	<b>21-20</b>	<b>Louisiana Superdome</b>	<b>43,135</b>
12/18/77	L	7-35	Atlanta-Fulton Co. Std.	36,895
<b>11/12/78</b>	<b>L</b>	<b>17-20</b>	<b>Louisiana Superdome</b>	<b>70,323</b>
11/26/78	L	17-20	Atlanta-Fulton Co. Std.	55,121
<b>9/2/79</b>	<b>L</b>	<b>34-40</b>	<b>of Louisiana Superdome</b>	<b>70,940</b>
11/25/79	W	37-6	Atlanta-Fulton Co. Std.	42,815
<b>10/19/80</b>	<b>L</b>	<b>14-41</b>	<b>Louisiana Superdome</b>	<b>62,651</b>
11/16/80	L	13-31	Atlanta-Fulton Co. Std.	53,871
9/6/81	L	0-27	Atlanta-Fulton Co. Std.	57,406
<b>11/1/81</b>	<b>L</b>	<b>10-41</b>	<b>Louisiana Superdome</b>	<b>63,637</b>
12/12/82	L	0-35	Atlanta-Fulton Co. Std.	39,535
<b>1/2/83</b>	<b>W</b>	<b>35-6</b>	<b>Louisiana Superdome</b>	<b>47,336</b>
10/9/83	W	19-17	Atlanta-Fulton Co. Std.	51,654
<b>11/6/83</b>	<b>W</b>	<b>27-10</b>	<b>Louisiana Superdome</b>	<b>67,062</b>
<b>9/2/84</b>	<b>L</b>	<b>28-36</b>	<b>Louisiana Superdome</b>	<b>66,652</b>
11/11/84	W	17-13	Atlanta-Fulton Co. Std.	40,590
10/20/85	L	24-31	Atlanta-Fulton Co. Std.	44,784
<b>12/22/85</b>	<b>L</b>	<b>10-16</b>	<b>Louisiana Superdome</b>	<b>37,717</b>
<b>9/7/86</b>	<b>L</b>	<b>10-31</b>	<b>Louisiana Superdome</b>	<b>67,950</b>
12/14/86	W	14-9	Atlanta-Fulton Co. Std.	39,994
11/1/87	W	38-0	Atlanta-Fulton Co. Std.	42,196
9/11/88	W	29-21	Atlanta-Fulton Co. Std.	48,901
<b>12/18/88</b>	<b>W</b>	<b>10-9</b>	<b>Louisiana Superdome</b>	<b>60,566</b>
<b>10/29/89</b>	<b>W</b>	<b>20-13</b>	<b>Louisiana Superdome</b>	<b>65,153</b>
11/19/89	W	26-17	Atlanta-Fulton Co. Std.	53,173
10/7/90	L	27-28	Atlanta-Fulton Co. Std.	57,401
<b>11/25/90</b>	<b>W</b>	<b>10-7</b>	<b>Louisiana Superdome</b>	<b>68,629</b>
9/29/91	W	27-6	Atlanta-Fulton Co. Std.	56,556
<b>11/24/91</b>	<b>L</b>	<b>20-23</b>	<b>of Louisiana Superdome</b>	<b>68,591</b>
9/20/92	W	10-7	Georgia Dome	67,328
<b>12/3/92</b>	<b>W</b>	<b>22-14</b>	<b>Louisiana Superdome</b>	<b>68,591</b>
9/12/93	W	34-31	Georgia Dome	64,287
<b>10/24/93</b>	<b>L</b>	<b>15-26</b>	<b>Louisiana Superdome</b>	<b>69,043</b>
<b>11/13/94</b>	<b>W</b>	<b>33-32</b>	<b>Louisiana Superdome</b>	<b>60,313</b>

12/11/94	W	29-20	Georgia Dome	61,307
<b>9/17/95</b>	<b>L</b>	<b>24-27</b>	<b>of Louisiana Superdome</b>	<b>57,442</b>
12/10/95	L	14-19	Georgia Dome	54,603
11/17/96	L	15-17	Georgia Dome	43,119
<b>12/8/96</b>	<b>L</b>	<b>15-31</b>	<b>Louisiana Superdome</b>	<b>32,923</b>
<b>10/12/97</b>	<b>L</b>	<b>17-23</b>	<b>Louisiana Superdome</b>	<b>65,619</b>
11/23/97	L	3-20	Georgia Dome	48,620
10/18/98	L	23-31	Georgia Dome	60,774
<b>12/13/98</b>	<b>L</b>	<b>17-27</b>	<b>Louisiana Superdome</b>	<b>61,678</b>
<b>10/10/99</b>	<b>L</b>	<b>17-20</b>	<b>Louisiana Superdome</b>	<b>57,289</b>
12/5/99	L	12-35	Georgia Dome	62,568
10/22/00	W	21-19	Georgia Dome	56,508
<b>12/17/00</b>	<b>W</b>	<b>23-7</b>	<b>Louisiana Superdome</b>	<b>64,900</b>
<b>10/21/01</b>	<b>L</b>	<b>13-20</b>	<b>Louisiana Superdome</b>	<b>70,020</b>
12/9/01	W	28-10	Georgia Dome	68,826
<b>10/27/02</b>	<b>L</b>	<b>35-37</b>	<b>Louisiana Superdome</b>	<b>67,883</b>
11/17/02	L	17-24	Georgia Dome	70,382
10/19/03	W	45-17	Georgia Dome	70,837
<b>11/16/03</b>	<b>W</b>	<b>23-20</b>	<b>of Louisiana Superdome</b>	<b>68,432</b>
11/28/04	L	21-24	Georgia Dome	70,521
<b>12/26/04</b>	<b>W</b>	<b>26-13</b>	<b>Louisiana Superdome</b>	<b>64,900</b>
<b>10/16/05</b>	<b>L</b>	<b>31-34</b>	<b>Alamodome</b>	<b>65,562</b>
12/12/05	L	17-36	Georgia Dome	70,083
<b>9/25/06</b>	<b>W</b>	<b>23-3</b>	<b>Louisiana Superdome</b>	<b>70,003</b>
11/26/06	W	31-13	Georgia Dome	70,933
<b>10/21/07</b>	<b>W</b>	<b>22-16</b>	<b>Louisiana Superdome</b>	<b>69,994</b>
12/10/07	W	34-14	Georgia Dome	69,553
11/9/08	L	20-34	Georgia Dome	64,826
<b>12/7/08</b>	<b>W</b>	<b>29-25</b>	<b>Louisiana Superdome</b>	<b>70,011</b>
<b>11/2/09</b>	<b>W</b>	<b>35-27</b>	<b>Louisiana Superdome</b>	<b>70,088</b>
12/13/09	W	26-23	Georgia Dome	68,930

### BaltimoreRavens (1-3-0)

9/29/96	L	10-17	Memorial Stadium	61,063
12/19/99	L	8-31	PSINet Stadium	67,597
12/8/02	W	37-25	Ravens Stadium	69,334
<b>10/29/06</b>	<b>L</b>	<b>22-35</b>	<b>Louisiana Superdome</b>	<b>69,152</b>

### BuffaloBills (5-4-0)

<b>11/4/73</b>	<b>W</b>	<b>13-0</b>	<b>Tulane Stadium</b>	<b>74,770</b>
<b>9/21/80</b>	<b>L</b>	<b>26-35</b>	<b>Louisiana Superdome</b>	<b>51,154</b>
10/30/83	L	21-27	Rich Stadium	49,413
12/10/89	W	22-19	Rich Stadium	70,037
<b>12/20/92</b>	<b>L</b>	<b>16-20</b>	<b>Louisiana Superdome</b>	<b>68,591</b>
<b>12/27/98</b>	<b>L</b>	<b>33-45</b>	<b>Louisiana Superdome</b>	<b>39,707</b>
9/9/01	W	24-6	Ralph Wilson Stadium	71,447
<b>10/2/05</b>	<b>W</b>	<b>19-7</b>	<b>Alamodome</b>	<b>58,688</b>
9/27/09	W	27-7	Ralph Wilson Stadium	70,261

### CarolinaPanthers (13-17-0)

10/22/95	L	3-20	Clemson Memorial Std.	55,484
<b>11/26/95</b>	<b>W</b>	<b>34-26</b>	<b>Louisiana Superdome</b>	<b>39,580</b>
<b>9/8/96</b>	<b>L</b>	<b>20-22</b>	<b>Louisiana Superdome</b>	<b>43,288</b>
10/20/96	L	7-19	Erickson Stadium	70,888
<b>10/19/97</b>	<b>L</b>	<b>0-13</b>	<b>Louisiana Superdome</b>	<b>50,963</b>
11/30/97	W	16-13	Erickson Stadium	57,957
<b>9/13/98</b>	<b>W</b>	<b>19-14</b>	<b>Louisiana Superdome</b>	<b>51,915</b>
11/1/98	L	17-31	Erickson Stadium	62,514
<b>9/12/99</b>	<b>W</b>	<b>19-10</b>	<b>Louisiana Superdome</b>	<b>58,166</b>
1/2/00	L	13-45	Erickson Stadium	56,929
<b>10/15/00</b>	<b>W</b>	<b>24-6</b>	<b>Louisiana Superdome</b>	<b>50,015</b>
11/12/00	W	20-10	Erickson Stadium	72,981
10/14/01	W	27-25	Erickson Stadium	72,049
<b>12/2/01</b>	<b>W</b>	<b>27-23</b>	<b>Louisiana Superdome</b>	<b>70,020</b>
11/10/02	W	34-24	Erickson Stadium	72,566
<b>12/29/02</b>	<b>L</b>	<b>6-10</b>	<b>Louisiana Superdome</b>	<b>66,946</b>
10/5/03	L	13-19	Erickson Stadium	72,496
<b>10/26/03</b>	<b>L</b>	<b>20-23</b>	<b>of Louisiana Superdome</b>	<b>68,370</b>
<b>12/05/04</b>	<b>L</b>	<b>21-32</b>	<b>Louisiana Superdome</b>	<b>58,878</b>
1/2/05	W	21-18	Bank of America Stadium	73,302
9/11/05	W	23-20	Bank of America Stadium	72,920
<b>12/18/05</b>	<b>L</b>	<b>10-27</b>	<b>Tiger Stadium</b>	<b>32,551</b>
10/1/06	L	18-21	Bank of America Stadium	73,392
<b>12/31/06</b>	<b>L</b>	<b>21-31</b>	<b>Louisiana Superdome</b>	<b>69,569</b>
<b>10/7/07</b>	<b>L</b>	<b>13-16</b>	<b>Louisiana Superdome</b>	<b>70,001</b>
11/25/07	W	31-6	Bank of America Stadium	72,032
10/19/08	L	7-30	Bank of America Stadium	73,687
<b>12/28/08</b>	<b>L</b>	<b>31-33</b>	<b>Louisiana Superdome</b>	<b>69,999</b>
<b>11/8/09</b>	<b>W</b>	<b>30-20</b>	<b>Louisiana Superdome</b>	<b>70,011</b>
1/3/10	L	10-23	Bank of America Stadium	73,047



# SERIES RECORDS

## Chicago Bears (11-13-0)

12/1/68	L	17-23	Tulane Stadium	78,285
12/20/70	L	3-24	Tulane Stadium	63,518
10/10/71	L	14-35	Soldier Field	55,049
10/7/73	W	21-16	Tulane Stadium	56,561
10/6/74	L	10-24	Soldier Field	45,818
12/21/75	L	17-42	Louisiana Superdome	33,371
10/2/77	W	42-24	Soldier Field	51,488
9/14/80	L	3-22	Soldier Field	62,523
9/19/82	W	10-0	Soldier Field	56,600
9/18/83	W	34-31	ot Louisiana Superdome	64,692
10/7/84	L	7-20	Soldier Field	53,752
10/18/87	W	19-17	Soldier Field	46,813
10/27/91	L	17-20	Louisiana Superdome	68,591
9/13/92	W	28-6	Louisiana Superdome	68,591
10/9/94	L	7-17	Soldier Field	63,822
10/13/96	W	27-24	Louisiana Superdome	43,512
10/5/97	W	20-17	Soldier Field	58,865
10/3/99	L	10-14	Soldier Field	66,944
10/8/00	W	31-10	Soldier Field	66,944
9/22/02	W	29-23	Memorial Stadium	63,216
12/10/03	W	20-13	Louisiana Superdome	68,390
11/6/05	L	17-20	Tiger Stadium	32,637
12/30/07	L	25-33	Soldier Field	62,064
12/11/08	L	24-27	ot Soldier Field	61,692

## Cincinnati Bengals (5-6-0)

11/29/70	L	6-26	Riverfront Stadium	59,342
9/28/75	L	0-21	Louisiana Superdome	52,531
9/24/78	W	20-18	Riverfront Stadium	40,455
10/25/81	W	17-7	Louisiana Superdome	46,336
12/9/84	L	21-24	Louisiana Superdome	40,855
12/20/87	W	41-24	Riverfront Stadium	43,424
11/4/90	W	21-7	Riverfront Stadium	60,067
12/9/94	W	20-13	Louisiana Superdome	58,036
11/5/96	L	15-30	Riverfront Stadium	45,412
12/22/02	L	13-20	Paul Brown Stadium	43,544
11/19/07	L	16-31	Louisiana Superdome	68,001

## Cleveland Browns (4-11-0)

10/1/67	L	7-42	Tulane Stadium	77,045
9/15/68	L	10-24	Tulane Stadium	74,215
11/10/68	L	17-35	Municipal Stadium	71,025
10/12/69	L	17-27	Tulane Stadium	71,274
12/12/71	L	17-21	Tulane Stadium	72,794
11/30/75	L	16-17	Municipal Stadium	44,753
10/8/78	L	16-24	Louisiana Superdome	50,158
10/18/81	L	17-20	Municipal Stadium	76,059
10/28/84	W	16-14	Municipal Stadium	52,489
9/13/87	W	28-21	Louisiana Superdome	59,900
10/14/90	W	25-20	Louisiana Superdome	68,608
12/5/93	L	13-17	Municipal Stadium	60,388
10/31/99	L	16-21	Louisiana Superdome	48,817
11/24/02	L	15-24	Louisiana Superdome	68,295
9/10/06	W	19-14	Cleveland Browns Stadium	72,915

## Dallas Cowboys (8-15-0)

10/15/67	L	10-14	Cotton Bowl	64,128
11/12/67	L	10-27	Tulane Stadium	83,437
11/3/68	L	3-17	Tulane Stadium	84,728
9/28/69	L	17-21	Tulane Stadium	79,567
11/9/69	L	17-33	Cotton Bowl	68,282
10/17/71	W	24-14	Tulane Stadium	83,088
9/24/73	L	3-40	Texas Stadium	52,715
9/19/76	L	6-24	Louisiana Superdome	61,413
11/19/78	L	7-27	Texas Stadium	57,920
12/19/82	L	7-21	Texas Stadium	64,506
9/25/83	L	20-21	Texas Stadium	62,136
10/21/84	L	27-30	ot Texas Stadium	50,966
10/3/88	W	20-17	Louisiana Superdome	68,474
9/10/89	W	28-0	Louisiana Superdome	66,977
12/2/90	L	13-17	Texas Stadium	60,087
12/8/91	L	14-23	Texas Stadium	64,530
12/19/94	L	16-24	Louisiana Superdome	67,323
12/6/98	W	22-3	Louisiana Superdome	65,065
12/24/99	W	31-24	Louisiana Superdome	47,835

12/28/03	W	13-7	Louisiana Superdome	68,451
12/12/04	W	27-13	Texas Stadium	64,056
12/10/06	W	42-17	Texas Stadium	63,722
12/19/09	L	17-24	Louisiana Superdome	70,213

## Denver Broncos (2-7-0)

11/22/70	L	6-31	Tulane Stadium	66,837
10/13/74	L	17-33	Mile High Stadium	51,881
11/4/79	L	3-10	Mile High Stadium	74,482
9/15/85	L	23-34	Mile High Stadium	74,488
11/20/88	W	42-0	Louisiana Superdome	68,075
12/24/94	W	30-28	Mile High Stadium	64,445
12/3/00	L	23-38	Louisiana Superdome	64,900
11/21/04	L	13-34	Louisiana Superdome	64,900
9/21/08	L	32-34	INVESCO Field	75,713

## Detroit Lions (10-9-1)

11/24/68	T	20-20	Tiger Stadium	46,152
11/8/70	W	19-17	Tulane Stadium	66,910
11/19/72	L	14-27	Tiger Stadium	53,752
10/14/73	W	20-13	Tulane Stadium	57,810
11/3/74	L	14-19	Tiger Stadium	43,256
11/14/76	W	17-16	Louisiana Superdome	42,048
9/25/77	L	19-23	Silverdome	51,458
10/21/79	W	17-7	Louisiana Superdome	57,428
10/12/80	L	13-24	Silverdome	78,147
9/18/88	W	22-14	Silverdome	32,943
12/3/89	L	14-21	Silverdome	38,550
10/28/90	L	10-27	Louisiana Superdome	64,368
10/4/92	W	13-7	Silverdome	66,971
9/19/93	W	14-3	Louisiana Superdome	69,039
9/21/97	W	35-17	Louisiana Superdome	50,016
9/3/00	L	10-14	Louisiana Superdome	64,900
9/29/02	L	21-26	Ford Field	60,023
12/24/05	L	12-13	Alamodome	63,747
12/21/08	W	42-7	Ford Field	49,309
9/13/09	W	45-27	Louisiana Superdome	69,719

## Green Bay Packers (7-14-0)

11/17/68	L	7-29	Milwaukee County Std.	49,644
11/28/71	W	29-21	Milwaukee County Std.	48,035
12/17/72	L	20-30	Tulane Stadium	65,881
12/2/73	L	10-30	Milwaukee County Std.	46,092
10/12/75	W	20-19	Louisiana Superdome	51,371
11/7/76	L	27-32	Milwaukee County Std.	52,936
9/18/77	L	20-24	Louisiana Superdome	56,250
9/10/78	L	17-28	Milwaukee County Std.	54,336
9/9/79	L	19-28	Milwaukee County Std.	53,184
12/13/81	L	7-35	Louisiana Superdome	45,518
11/4/84	L	13-23	Louisiana Superdome	57,426
11/17/85	L	14-38	Milwaukee County Std.	52,104
9/14/86	W	24-10	Louisiana Superdome	46,383
12/27/87	W	33-24	Louisiana Superdome	68,364
9/17/89	L	34-35	Lambeau Field	55,809
11/14/93	L	17-19	Louisiana Superdome	69,043
12/16/95	L	23-34	Louisiana Superdome	50,132
9/15/02	W	35-20	Louisiana Superdome	67,958
10/09/05	L	3-52	Lambeau Field	70,580
9/17/06	W	34-27	Lambeau Field	72,915
11/24/08	W	51-29	Louisiana Superdome	70,668

## Houston Texans (1-1-0)

9/14/03	W	31-10	Louisiana Superdome	68,390
11/18/07	L	10-23	Reliant Stadium	70,780

## Indianapolis Colts (5-5-0)

12/10/67	L	10-30	Memorial Stadium	60,238
10/19/69	L	10-30	Tulane Stadium	80,636
9/30/73	L	10-14	Memorial Stadium	52,293
10/12/86	W	17-14	Hoosier Dome	53,512
12/24/89	W	41-6	Louisiana Superdome	49,009
11/12/95	W	17-14	Louisiana Superdome	44,122
9/27/98	W	19-13	ot RCA Dome	48,480
11/18/01	W	34-20	Louisiana Superdome	70,020
9/28/03	L	21-55	Louisiana Superdome	70,020
9/6/07	L	10-41	RCA Dome	57,361

# SERIESRECORDS

## Jacksonville Jaguars (2-2-0)

10/6/96	W	17-13	Louisiana Superdome	34,231
11/21/99	L	23-41	ALLTEL Stadium	69,772
12/21/03	L	19-20	ALLTEL Stadium	49,207
11/4/07	W	41-24	Louisiana Superdome	70,009

## Kansas City Chiefs (5-4-0)

9/25/72	L	17-20	Tulane Stadium	70,793
9/26/78	W	27-17	Arrowhead Stadium	53,918
11/21/82	W	27-17	Louisiana Superdome	39,341
9/8/85	L	27-47	Louisiana Superdome	57,760
9/8/91	W	17-10	Arrowhead Stadium	74,816
9/4/94	L	17-30	Louisiana Superdome	69,362
12/21/97	L	13-25	Arrowhead Stadium	66,772
11/14/04	W	27-20	Louisiana Superdome	64,900
11/16/08	W	30-20	Arrowhead Stadium	74,159

## Miami Dolphins (4-6-0)

11/15/70	L	10-21	Orange Bowl	42,866
11/10/74	L	0-21	Tulane Stadium	74,289
9/28/80	L	16-21	Orange Bowl	40,946
10/2/83	W	17-7	Louisiana Superdome	66,489
12/7/86	L	27-31	Louisiana Superdome	64,761
11/29/92	W	24-13	Louisiana Superdome	68,591
10/15/95	W	33-30	Louisiana Superdome	55,628
11/29/98	L	10-30	Pro Player Stadium	73,216
10/30/05	L	6-21	Tiger Stadium	61,643
10/25/09	W	46-34	LandShark Stadium	66,689

## Minnesota Vikings (7-19-0)

10/13/68	W	20-17	Tulane Stadium	71,105
9/27/70	L	0-26	Metropolitan Stadium	47,900
11/21/71	L	10-23	Tulane Stadium	83,130
11/5/72	L	6-37	Metropolitan Stadium	49,784
12/1/74	L	9-29	Metropolitan Stadium	44,202
11/16/75	L	7-20	Louisiana Superdome	52,765
12/17/76	L	9-40	Louisiana Superdome	58,156
9/3/78	W	31-24	Louisiana Superdome	54,187
11/30/80	L	20-23	Louisiana Superdome	30,936
11/15/81	L	10-20	Metropolitan Stadium	45,215
11/27/83	W	17-16	Louisiana Superdome	59,502
11/24/85	W	30-23	Metrodome	54,117
12/21/86	L	17-33	Metrodome	51,209
12/4/88	L	3-45	Metrodome	61,215
9/16/90	L	3-32	Metrodome	56,272
9/22/91	W	26-0	Louisiana Superdome	68,591
11/28/93	W	17-14	Metrodome	53,030
11/6/94	L	20-21	Metrodome	57,564
11/19/95	L	24-43	Metrodome	58,108
11/8/98	L	24-31	Metrodome	63,779
10/7/01	W	28-15	Louisiana Superdome	70,020
12/15/02	L	31-32	Louisiana Superdome	67,851
10/17/04	L	31-38	Louisiana Superdome	64,900
9/25/05	L	16-33	Metrodome	63,952
10/6/08	L	27-30	Louisiana Superdome	70,015

## New England Patriots (4-8-0)

12/10/72	L	10-17	Tulane Stadium	64,889
12/5/76	L	6-27	Schaefer Stadium	53,592
12/21/80	L	27-38	Louisiana Superdome	38,277
12/4/83	L	0-7	Sullivan Stadium	24,579
11/30/86	L	20-21	Louisiana Superdome	58,259
11/12/89	W	28-24	Sullivan Stadium	47,680
11/8/92	W	31-14	Foxboro Stadium	45,413
12/3/95	W	31-17	Foxboro Stadium	59,876
10/4/98	L	27-30	Louisiana Superdome	56,172
11/25/01	L	17-34	Foxboro Stadium	60,292
11/20/05	L	17-24	Gillette Stadium	68,756
11/30/09	W	38-17	Louisiana Superdome	70,768

## New York Giants (11-14-0)

10/8/67	L	21-27	Yankee Stadium	62,670
10/6/68	L	21-38	Yankee Stadium	60,967
11/16/69	W	25-24	Yankee Stadium	62,927
10/4/70	W	14-10	Tulane Stadium	69,126

10/8/72	L	21-45	Yankee Stadium	62,507
12/14/75	L	14-28	Shea Stadium	40,150
10/29/78	W	28-17	Louisiana Superdome	58,807
9/30/79	W	24-14	Louisiana Superdome	51,543
9/20/81	L	7-20	Giants Stadium	69,814
12/15/84	W	10-3	Giants Stadium	63,739
10/27/85	L	13-21	Louisiana Superdome	54,082
9/28/86	L	17-20	Giants Stadium	72,769
11/22/87	W	23-14	Louisiana Superdome	67,639
11/27/88	L	12-13	Louisiana Superdome	66,526
12/20/93	L	14-24	Louisiana Superdome	69,036
10/2/94	W	27-22	Louisiana Superdome	55,076
9/24/95	L	29-45	Giants Stadium	72,619
12/15/96	W	17-3	Giants Stadium	52,530
9/28/97	L	9-14	Giants Stadium	68,891
10/24/99	L	3-31	Giants Stadium	77,982
9/30/01	L	13-21	Giants Stadium	78,451
12/14/03	W	45-7	Louisiana Superdome	68,399
9/19/05	L	10-27	Giants Stadium	68,031
12/24/06	W	30-7	Giants Stadium	78,539
10/18/09	W	48-27	Louisiana Superdome	70,011

## New York Jets (6-5-0)

12/3/72	L	17-18	Shea Stadium	62,496
12/4/77	L	13-16	Louisiana Superdome	40,464
12/14/80	W	21-20	Shea Stadium	38,077
11/21/83	L	28-31	Louisiana Superdome	68,606
10/26/86	L	23-28	Giants Stadium	44,246
10/15/89	W	29-14	Louisiana Superdome	59,521
12/26/92	W	20-0	Giants Stadium	45,614
12/24/95	W	12-0	Giants Stadium	28,885
11/4/01	L	9-16	Louisiana Superdome	70,020
11/27/05	W	21-19	Giants Stadium	77,152
10/4/09	W	24-10	Louisiana Superdome	70,009

## Oakland Raiders (5-5-1)

11/7/71	T	21-21	Tulane Stadium	83,102
11/9/75	L	10-48	Oakland Coliseum	51,267
12/3/79	L	35-42	Louisiana Superdome	65,541
10/13/85	L	13-23	L.A. Memorial Col.	48,152
10/23/88	W	20-6	Louisiana Superdome	66,249
12/16/91	W	27-0	Louisiana Superdome	68,625
11/20/94	L	19-24	L.A. Memorial Col.	41,722
11/9/97	W	13-10	Oakland Coliseum	40,091
11/19/00	L	22-31	Louisiana Superdome	64,900
10/24/04	W	31-26	Network Assoc. Col.	45,337
10/12/08	W	34-3	Louisiana Superdome	70,068

## Philadelphia Eagles (10-15-0)

11/5/67	W	31-24	Tulane Stadium	59,596
11/19/67	L	21-48	Franklin Field	60,751
12/8/68	L	17-29	Franklin Field	57,128
10/26/69	L	10-13	Franklin Field	60,568
11/30/69	W	26-17	Tulane Stadium	72,805
10/29/72	W	21-3	Tulane Stadium	65,664
10/27/74	W	14-10	Tulane Stadium	64,257
11/6/77	L	7-28	Veterans Stadium	53,482
9/17/78	L	17-24	Louisiana Superdome	49,242
9/16/79	L	14-26	Louisiana Superdome	54,212
11/9/80	L	21-34	Louisiana Superdome	44,340
10/11/81	L	14-31	Louisiana Superdome	52,728
12/11/83	W	20-17	Veterans Stadium	45,182
10/6/85	W	23-21	Louisiana Superdome	56,364
9/20/87	L	17-27	Veterans Stadium	57,485
12/18/89	W	30-20	Louisiana Superdome	59,218
10/13/91	W	13-6	Veterans Stadium	64,224
9/6/92	L	13-15	Veterans Stadium	63,513
12/26/93	L	26-37	Veterans Stadium	50,085
10/1/95	L	10-15	Louisiana Superdome	43,938
9/24/00	L	7-21	Louisiana Superdome	64,900
11/23/03	L	20-33	Lincoln Financial Field	67,802
10/15/06	W	27-24	Louisiana Superdome	68,269
12/23/07	L	23-28	Louisiana Superdome	70,011
9/20/09	W	48-22	Lincoln Financial Field	69,144

## Pittsburgh Steelers (6-7-0)

10/29/67	L	10-14	Tulane Stadium	68,911
10/20/68	W	16-12	Pitt Stadium	32,303
12/15/68	W	24-14	Tulane Stadium	66,131



# SERIES RECORDS

12/21/69	W	27-24	Tulane Stadium	72,256
11/25/74	L	7-28	Tulane Stadium	71,907
11/5/78	L	14-20	Three Rivers Stadium	48,526
10/4/81	L	6-20	Louisiana Superdome	64,578
11/19/84	W	27-24	Louisiana Superdome	66,005
11/29/87	W	20-16	Three Rivers Stadium	47,896
12/16/90	L	6-9	Louisiana Superdome	68,582
10/17/93	L	14-37	Three Rivers Stadium	56,056
10/6/02	W	32-29	Louisiana Superdome	67,734
11/12/06	L	31-38	Heinz Field	61,911

## St. Louis Rams (30-38-0)

9/17/67	L	13-27	Tulane Stadium	80,879
10/5/69	L	17-36	L.A. Memorial Col.	54,789
11/1/70	L	17-30	Tulane Stadium	77,861
12/6/70	L	16-34	L.A. Memorial Col.	66,410
9/19/71	W	24-20	Tulane Stadium	70,915
12/5/71	L	28-45	L.A. Memorial Col.	73,610
9/17/72	L	14-34	L.A. Memorial Col.	66,303
11/26/72	W	19-16	Tulane Stadium	64,325
11/11/73	L	7-29	L.A. Memorial Col.	70,358
11/25/73	L	13-24	Tulane Stadium	67,192
9/22/74	L	0-24	L.A. Memorial Col.	64,178
11/17/74	W	20-7	Tulane Stadium	57,287
10/26/75	L	14-38	L.A. Memorial Col.	54,723
12/7/75	L	7-14	Louisiana Superdome	39,958
10/24/76	L	10-16	Louisiana Superdome	51,984
11/28/76	L	14-33	L.A. Memorial Col.	54,906
10/16/77	L	7-14	L.A. Memorial Col.	46,045
10/30/77	W	27-26	Louisiana Superdome	59,023
10/1/78	L	20-26	Louisiana Superdome	61,659
10/22/78	W	10-3	L.A. Memorial Col.	47,574
10/7/79	L	17-35	Louisiana Superdome	68,986
11/26/79	W	29-14	L.A. Memorial Col.	53,879
11/2/80	L	31-45	Anaheim Stadium	59,909
11/24/80	L	7-27	Louisiana Superdome	53,448
9/13/81	W	23-17	Louisiana Superdome	62,063
9/18/81	W	21-13	Anaheim Stadium	61,068
11/1/83	L	27-30	Anaheim Stadium	45,572
12/18/83	L	24-26	Louisiana Superdome	70,148
10/14/84	L	10-28	Louisiana Superdome	63,161
12/2/84	L	21-34	Anaheim Stadium	49,348
11/3/85	L	10-28	Anaheim Stadium	49,030
12/1/85	W	29-3	Louisiana Superdome	44,122
11/9/86	W	6-0	Louisiana Superdome	62,352
11/23/86	L	13-26	Anaheim Stadium	58,600
10/4/87	W	37-10	Louisiana Superdome	29,745
11/8/87	W	31-14	Anaheim Stadium	43,379
10/30/88	L	10-12	Louisiana Superdome	68,238
11/13/88	W	14-10	Anaheim Stadium	63,305
11/22/89	W	40-21	Anaheim Stadium	57,567
11/26/89	L	17-20	Louisiana Superdome	64,274
12/9/90	W	24-20	Anaheim Stadium	56,864
12/31/90	W	20-17	Louisiana Superdome	68,647
9/5/91	W	24-7	Louisiana Superdome	68,583
11/3/91	W	24-17	Anaheim Stadium	58,713
10/11/92	W	13-10	Louisiana Superdome	68,591
12/13/92	W	37-14	Anaheim Stadium	47,355
10/3/93	W	37-6	Anaheim Stadium	50,709
12/12/93	L	20-23	Louisiana Superdome	69,033
10/23/94	W	37-34	Louisiana Superdome	47,908
12/4/94	W	31-15	Anaheim Stadium	34,960
9/10/95	L	13-17	Busch Stadium	59,335
11/5/95	W	19-10	Louisiana Superdome	43,120
12/1/96	L	10-26	Louisiana Superdome	26,310
12/21/96	L	13-14	Trans World Dome	57,681
8/31/97	L	24-38	Trans World Dome	64,575
12/27/97	L	27-34	Louisiana Superdome	54,803
9/6/98	W	24-17	Trans World Dome	56,943
11/15/98	W	24-3	Louisiana Superdome	46,430
11/28/99	L	12-43	Trans World Dome	65,864
12/12/99	L	14-30	Louisiana Superdome	46,838
11/26/00	W	31-24	Trans World Dome	66,064
12/24/00	L	21-26	Louisiana Superdome	64,900
10/28/01	W	34-31	Dome at America's Cen.	66,189
12/17/01	L	21-34	Louisiana Superdome	70,332
9/26/04	W	28-25	Edward Jones Dome	65,856
12/23/05	L	17-28	Edward Jones Dome	64,586
11/17/07	L	29-37	Louisiana Superdome	70,003
11/15/09	W	28-23	Edward Jones Dome	59,858

## San Diego Chargers (3-7-0)

11/18/73	L	14-17	San Diego Stadium	34,848
10/9/77	L	0-14	Louisiana Superdome	53,942
12/9/79	L	0-35	Louisiana Superdome	61,059
10/9/88	W	23-17	Jack Murphy Stadium	42,693
11/17/91	L	21-24	Jack Murphy Stadium	48,420
10/16/94	L	22-36	Louisiana Superdome	50,565
9/7/97	L	6-20	Louisiana Superdome	65,760
9/10/00	W	28-27	Qualcomm Stadium	51,300
11/07/04	L	17-43	Qualcomm Stadium	59,662
10/26/08	W	37-32	Wembley Stadium	83,226

## San Francisco 49ers (23-45-2)

10/22/67	L	13-27	Kezar Stadium	34,285
11/23/69	W	43-38	Tulane Stadium	71,448
10/18/70	T	20-20	Kezar Stadium	39,446
12/13/70	L	27-38	Tulane Stadium	61,940
9/26/71	L	20-38	Tulane Stadium	81,595
11/14/71	W	26-20	Candlestick Park	45,138
10/1/72	L	2-37	Tulane Stadium	69,840
10/22/72	T	20-20	Candlestick Park	59,167
10/21/73	L	0-40	Candlestick Park	52,881
12/9/73	W	16-10	Tulane Stadium	62,490
9/15/74	L	13-17	Tulane Stadium	65,071
12/15/74	L	21-35	Candlestick Park	40,418
10/19/75	L	21-35	Candlestick Park	39,990
11/23/75	L	6-16	Louisiana Superdome	40,328
10/17/76	L	3-33	Candlestick Park	43,160
12/12/76	L	7-27	Louisiana Superdome	42,536
11/13/77	L	7-10	Louisiana Superdome	41,564
11/27/77	L	17-20	Candlestick Park	33,702
10/15/78	W	14-7	Candlestick Park	37,671
12/3/78	W	24-13	Louisiana Superdome	50,068
9/23/79	W	30-21	Candlestick Park	39,727
11/11/79	W	31-20	Louisiana Superdome	65,551
9/7/80	L	23-26	Louisiana Superdome	58,621
12/7/80	L	35-38	Candlestick Park	37,949
9/27/81	L	14-21	Candlestick Park	44,433
12/20/81	L	17-21	Louisiana Superdome	43,639
11/28/82	W	23-20	Candlestick Park	51,611
10/16/83	L	13-32	Louisiana Superdome	68,154
11/13/83	L	0-27	Candlestick Park	40,022
9/16/84	L	20-30	Candlestick Park	57,611
11/25/84	L	3-35	Louisiana Superdome	65,117
9/29/85	W	20-17	Candlestick Park	58,053
12/15/85	L	19-31	Louisiana Superdome	46,065
9/21/86	L	17-26	Candlestick Park	58,297
11/2/86	W	23-10	Louisiana Superdome	53,234
10/25/87	L	22-24	Louisiana Superdome	60,497
11/15/87	W	26-24	Candlestick Park	60,436
9/4/88	L	33-34	Louisiana Superdome	66,357
12/11/88	L	17-30	Candlestick Park	62,977
10/8/89	L	20-24	Louisiana Superdome	60,488
11/6/89	L	13-31	Candlestick Park	60,667
9/10/90	L	12-13	Louisiana Superdome	68,629
12/23/90	W	13-10	Candlestick Park	60,112
11/10/91	W	10-3	Louisiana Superdome	68,591
12/1/91	L	24-38	Candlestick Park	62,092
9/27/92	L	10-16	Louisiana Superdome	68,591
11/15/92	L	20-21	Candlestick Park	64,895
9/26/93	W	16-13	Louisiana Superdome	69,041
11/22/93	L	7-42	Candlestick Park	66,500
9/25/94	L	13-24	Candlestick Park	63,971
11/28/94	L	14-35	Louisiana Superdome	61,304
9/3/95	L	22-24	Louisiana Superdome	66,607
10/29/95	W	11-7	3Com Park	65,272
9/1/96	L	11-27	3Com Park	63,970
11/3/96	L	17-24	Louisiana Superdome	53,297
9/14/97	L	7-33	3Com Park	61,838
10/26/97	L	0-23	Louisiana Superdome	60,443
10/11/98	L	0-31	Louisiana Superdome	62,811
11/22/98	L	20-31	3Com Park	68,429
9/19/99	L	21-28	3Com Park	67,685
11/14/99	W	24-6	Louisiana Superdome	52,198
11/5/00	W	31-15	Louisiana Superdome	64,900
12/10/00	W	31-27	3Com Park	67,892
11/1/01	L	27-28	3Com Park	68,083
1/6/02	L	0-38	Louisiana Superdome	70,020
10/20/02	W	35-27	Louisiana Superdome	67,903
9/19/04	W	30-27	Louisiana Superdome	64,900

# SERIESRECORDS

12/03/06	W	34-10	Louisiana Superdome	68,241
10/28/07	W	31-10	Monster Park	68,244
9/28/08	W	31-17	Louisiana Superdome	70,008

## SeattleSeahawks (5-5-0)

11/21/76	W	51-27	Kingdome	61,865
11/18/79	L	24-38	Kingdome	60,055
11/10/85	L	3-27	Louisiana Superdome	47,365
10/16/88	W	20-19	Kingdome	63,569
9/1/91	W	27-24	Louisiana Superdome	68,492
11/16/97	W	20-17	Louisiana Superdome	50,493
9/17/00	L	10-20	Husky Stadium	59,513
9/7/03	L	10/27	Seahawks Stadium	52,250
9/12/04	L	7-21	Louisiana Superdome	64,900
10/14/07	W	28-17	Qwest Field	68,296

## TampaBayBuccaneers (21-15-0)

12/11/77	L	14-33	Louisiana Superdome	40,124
12/17/78	W	17-10	Tampa Stadium	51,207
10/14/79	W	42-14	Tampa Stadium	67,640
11/29/81	L	14-31	Louisiana Superdome	62,209
12/5/82	L	10-13	Louisiana Superdome	61,709
10/23/83	W	24-21	Tampa Stadium	48,242
9/9/84	W	17-13	Louisiana Superdome	54,686
9/22/85	W	20-13	Louisiana Superdome	45,320
10/19/86	W	38-7	Louisiana Superdome	43,355
12/6/87	W	44-34	Louisiana Superdome	66,471
9/25/88	W	13-9	Louisiana Superdome	66,671
9/24/89	L	10-20	Tampa Stadium	44,053
11/11/90	W	35-7	Louisiana Superdome	67,865
10/20/91	W	23-7	Louisiana Superdome	68,591
11/1/92	W	23-21	Louisiana Superdome	68,591
9/18/94	W	9-7	Tampa Stadium	45,522
11/24/96	L	7-13	Houlihan's Stadium	40,203
10/25/98	W	9-3	Louisiana Superdome	52,695
11/7/99	L	16-31	Louisiana Superdome	47,129
12/23/01	L	21-48	Raymond James Stadium	65,526
9/8/02	W	26-20	Raymond James Stadium	65,554
12/1/02	W	23-20	Louisiana Superdome	68,226
11/2/03	W	17-14	Raymond James Stadium	65,524
12/7/03	L	7-14	Louisiana Superdome	68,442
10/10/04	L	17-20	Louisiana Superdome	64,900
12/19/04	W	21-17	Raymond James Stadium	65,075
12/4/05	L	3-10	Tiger Stadium	34,411
1/1/06	L	13-27	Raymond James Stadium	65,379
10/8/06	W	24-21	Louisiana Superdome	68,183
11/5/06	W	31-14	Raymond James Stadium	65,561
9/16/07	L	14-31	Raymond James Stadium	65,178
12/2/07	L	23-27	Louisiana Superdome	70,009
9/7/08	W	24-20	Louisiana Superdome	69,881
11/30/08	L	20-23	Raymond James Stadium	64,430
11/22/09	W	38-7	Raymond James Stadium	62,720
12/27/09	L	17-20	Louisiana Superdome	70,021

## TennesseeTitans (4-7-1)

10/3/71	T	13-13	Astrodome	47,966
10/3/76	L	26-31	Louisiana Superdome	51,973
12/10/78	L	12-17	Louisiana Superdome	63,169
11/22/81	W	27-24	Astrodome	49,581
9/30/84	W	27-10	Astrodome	43,108

12/13/87	W	24-10	Louisiana Superdome	68,257
10/21/90	L	10-23	Astrodome	57,908
9/5/93	W	33-21	Louisiana Superdome	69,029
11/10/96	L	14-31	Louisiana Superdome	34,121
10/17/99	L	21-24	Louisiana Superdome	51,875
9/21/03	L	12-27	The Coliseum	68,809
9/24/07	L	14-31	Louisiana Superdome	70,002

## WashingtonRedskins (8-15-0)

9/24/67	L	10-30	Tulane Stadium	74,937
12/17/67	W	30-14	D.C. Stadium	50,486
9/22/68	W	37-17	Tulane Stadium	65,941
9/21/69	L	20-26	Tulane Stadium	73,147
12/14/69	L	14-17	R.F.K. Stadium	50,354
10/31/71	L	14-24	R.F.K. Stadium	53,041
10/28/73	W	19-3	Tulane Stadium	66,315
9/21/75	L	3-41	R.F.K. Stadium	54,414
10/28/79	W	14-10	R.F.K. Stadium	52,133
10/26/80	L	14-22	R.F.K. Stadium	51,375
12/26/82	L	10-27	Louisiana Superdome	48,667
10/5/86	L	6-14	Louisiana Superdome	57,378
11/6/88	L	24-27	R.F.K. Stadium	54,183
11/1/89	L	14-16	Louisiana Superdome	64,358
11/18/90	L	17-31	R.F.K. Stadium	52,573
11/23/92	W	20-3	Louisiana Superdome	68,591
9/11/94	L	24-38	Louisiana Superdome	58,049
12/30/01	L	10-40	Louisiana Superdome	70,020
10/13/02	W	43-27	FedEx Field	80,768
11/30/03	W	24-20	FedEx Field	76,821
12/17/06	L	10-16	Louisiana Superdome	69,052
9/14/08	L	24-29	FedEx Field	88,246
12/6/09	W	33-30	FedEx Field	84,520

## PostSeason

Arizona Cardinals (1-0)			
1/16/10	W	45-14	Louisiana Superdome# 70,149
Atlanta Falcons (0-1)			
12/28/91	L	20-27	Louisiana Superdome* 68,794
Chicago Bears (0-2)			
1/6/91	L	6-16	Soldier Field* 60,767
1/21/07	L	14-39	Soldier Field% 61,817
Indianapolis Colts (1-0)			
2/7/10	W	31-17	Sun Life Stadium\$ 74,059
Minnesota Vikings (1-2)			
1/3/87	L	10-44	Louisiana Superdome* 68,127
1/6/01	L	16-34	Metrodome# 63,881
1/24/10	W	31-28	Louisiana Superdome% 71,276
Philadelphia Eagles (1-1)			
1/3/93	L	20-36	Louisiana Superdome* 68,893
1/13/07	W	27-24	Louisiana Superdome# 70,001
St. Louis Rams (1-0)			
12/30/00	W	31-28	Louisiana Superdome* 64,900

\* - NFC Wild Card Playoff; # - NFC Divisional Playoff  
% - NFC Championship; \$ - Super Bowl

# ATTENDANCE FIGURES

## COMBINED HOME ROAD

Year	Total	Games	Avg.	Total	Games	Avg.	Total	Games	Avg.
1967	901,971	14	64,427	528,242	7	75,463	373,729	7	53,390
1968	882,121	14	63,009	519,426	7	74,203	362,695	7	51,814
1969	921,972	14	65,855	521,133	7	74,447	400,839	7	57,262
1970	843,342	14	60,238	483,234	7	69,033	360,108	7	51,444
1971	932,267	14	66,590	550,578	7	78,654	381,689	7	54,527
1972	880,545	14	62,896	467,686	7	66,812	412,859	7	58,980
1973	794,900	14	56,779	451,566	7	64,509	343,334	7	49,048
1974	789,156	14	56,366	452,236	7	64,605	336,920	7	48,131
1975	633,807	14	45,272	319,066	7	45,581	314,741	7	44,963
1976	714,135	14	51,010	359,631	7	51,376	354,504	7	50,643
1977	655,079	14	46,791	334,502	7	47,786	321,577	7	45,940
1978	850,823	16	53,176	457,613	8	57,202	393,210	8	49,151
1979	939,175	16	58,698	495,260	8	61,907	443,915	8	55,489
1980	807,652	16	50,478	384,855	8	48,109	422,797	8	52,850
1981	891,207	16	55,700	440,708	8	55,089	450,499	8	55,700
1982	467,978	9	51,988	255,726	5	51,145	212,252	4	53,063
1983	891,883	16	55,743	525,083	8	65,635	366,800	8	45,850
1984	884,588	16	55,287	472,625	8	59,078	411,963	8	51,495
1985	799,050	16	49,963	388,795	8	49,941	410,255	8	51,282
1986	864,368	16	54,023	453,672	8	56,709	410,696	8	51,337
1987	774,297	15	51,620	420,873	7	60,125	353,424	8	44,178
1988	960,942	16	60,059	531,156	8	66,395	429,786	8	53,723
1989	916,534	16	57,283	488,998	8	61,124	427,536	8	53,442
1990	997,722	16	62,358	536,438	8	67,055	461,284	8	57,661
1991	1,008,934	16	63,058	548,655	8	68,582	460,279	8	57,535
1992	977,552	16	61,097	548,728	8	68,591	428,824	8	53,603
1993	979,133	16	61,196	541,300	8	67,663	437,833	8	54,730
1994	903,213	16	56,451	469,900	8	58,738	433,313	8	54,164
1995	854,771	16	53,423	400,589	8	50,074	454,182	8	56,772
1996	736,864	16	46,054	301,998	8	37,750	434,866	8	54,358
1997	911,223	16	56,951	443,614	8	55,452	467,609	8	58,451
1998	922,225	16	57,639	436,473	8	54,559	485,752	8	60,719
1999	945,488	16	59,093	410,147	8	51,268	535,341	8	66,918
2000	980,533	16	61,283	504,315	8	63,039	476,218	8	59,527
2001	1,111,335	16	69,458	560,472	8	70,059	550,863	8	68,858
2002	1,068,183	16	66,761	542,796	8	67,849	525,387	8	65,673
2003	1,072,640	16	67,040	548,894	8	68,612	523,746	8	65,468
2004	985,096	16	61,568	513,178	8	64,147	471,918	8	58,989
2005	970,678	16	60,667	417,270	8	52,159	553,408	8	69,176
2006	1,108,045	16	69,253	550,470	8	68,809	557,575	8	69,697
2007	1,093,544	16	68,347	560,036	8	70,005	533,508	8	66,689
2008	1,125,938	16	70,371	573,876	8	71,735	552,062	8	69,008
2009	1,116,009	16	69,751	560,840	8	70,105	555,169	8	69,396
<b>Totals</b>	<b>38,868,228</b>	<b>658</b>	<b>59,070</b>	<b>20,272,653</b>	<b>329</b>	<b>61,619</b>	<b>18,595,575</b>	<b>329</b>	<b>56,522</b>

### Largest Home Crowds

Date	Att.	Opponent	Tulane Stadium (1967-74)
11/3/68	84,728	Dallas	
11/12/67	83,437	Dallas	
11/26/67	83,437	Atlanta	
11/21/71	83,130	Minnesota	
11/7/71	83,102	Oakland	
10/17/71	83,088	Dallas	
9/26/71	81,595	San Francisco	
9/17/67	80,879	Los Angeles Rams	
10/19/69	80,636	Baltimore Colts	
9/28/69	79,567	Dallas	

#### Louisiana Superdome (1975-present)

Date	Att.	Opponent
9/2/79	70,940	Atlanta
11/30/09	70,768	New England - MN
11/24/08	70,668	Green Bay - MN
12/17/01	70,332	St. Louis Rams - MN
11/12/78	70,323	Atlanta
12/19/09	70,213	Dallas - SAT
12/18/83	70,148	Los Angeles Rams
10/12/08	70,068	Oakland
11/2/09	70,088	Atlanta - MN
12/27/09	70,021	Tampa Bay

#### Wembley Stadium (2008)

Date	Att.	Opponent
10/26/08	83,226	San Diego

### Largest Road Crowds

Date	Att.	Opponent	Stadium
9/14/08	88,246	Washington	FedEx Field
12/6/09	84,520	Washington	FedEx Field
10/13/02	80,768	Washington	FedEx Field
12/24/06	78,539	New York Giants	Giants Stadium
9/30/01	78,451	New York Giants	Giants Stadium
10/12/80	78,147	Detroit	Silverdome
10/24/99	77,982	New York Giants	Giants Stadium
11/27/05	77,152	New York Jets	Giants Stadium
11/30/03	76,821	Washington	FedEx Field
10/8/81	76,059	Cleveland	Municipal Stadium

### Largest Playoff Crowds

Date	Att.	Opponent	Stadium
2/7/10	74,059	Indianapolis	Sun Life Stadium
1/24/10	71,276	Minnesota	Louisiana Superdome
1/16/10	70,149	Arizona	Louisiana Superdome
1/13/07	70,001	Philadelphia	Louisiana Superdome
1/3/93	68,893	Philadelphia	Louisiana Superdome
12/28/91	68,794	Atlanta	Louisiana Superdome
1/3/87	68,127	Minnesota	Louisiana Superdome
12/30/00	64,900	St. Louis	Louisiana Superdome
1/3/87	63,881	Minnesota	Metrodome
1/21/07	61,817	Chicago	Soldier Field

MN - Monday Night Football game  
SN - Sunday Night Football game

## PRESEASON RESULTS

**1967 (5-1)**

8/2	L.A. Rams (Anaheim, Calif.)	L, 7-16	26,364
8/12	St.L. Cards (Shreveport, La.)	W, 23-14	25,500
8/19	Pittsburgh (Baton Rouge, La.)	W, 20-17	35,000
8/26	San Fran. (Portland, Ore.)	W, 24-10	23,348
9/2	Miami (Charleston, S.C.)	W, 20-17	11,214
<b>9/9</b>	<b>Atlanta</b>	<b>W, 27-14</b>	<b>67,486</b>

**1968 (2-4)**

8/1	L.A. Rams (Anaheim, Calif.)	L, 7-21	29,505
8/10	Boston Patriots	W, 19-0	57,152
8/18	at Houston Oilers	L, 23-24	42,734
<b>8/24</b>	<b>Cleveland</b>	<b>W, 40-27</b>	<b>70,045</b>
8/31	at Atlanta	L, 10-16	49,832
9/6	Minn. (Shreveport, La.)	L, 17-20	23,000

**1969 (2-4)**

8/9	at San Diego	L, 7-10	31,683
8/16	at Denver	W, 28-22	28,356
8/23	Pitt. (Baton Rouge, La.)	L, 24-34	40,000
<b>8/30</b>	<b>Atlanta</b>	<b>W, 21-17</b>	<b>69,898</b>
<b>9/6</b>	<b>Houston Oilers</b>	<b>L, 14-30</b>	<b>79,937</b>
9/12	at Detroit	L, 7-42	30,312

**1970 (4-2)**

8/8	Minnesota (Canton, Ohio)*	W, 14-13	17,932
8/15	at Houston Oilers	W, 19-10	46,223
<b>8/22</b>	<b>Detroit</b>	<b>L, 17-31</b>	<b>76,778</b>
8/29	Bos. Patriots (Jackson, Miss.)	W, 26-20	32,000
<b>9/5</b>	<b>N.Y. Jets</b>	<b>L, 14-27</b>	<b>78,581</b>
<b>9/12</b>	<b>San Diego</b>	<b>W, 20-14</b>	<b>63,904</b>

**1971 (0-6)**

8/6	at Buffalo	L, 10-14	35,758
8/14	at Dallas	L, 21-36	73,560
<b>8/21</b>	<b>Kansas City</b>	<b>L, 7-27</b>	<b>70,459</b>
8/28	at San Diego	L, 7-22	35,405
<b>9/4</b>	<b>Philadelphia</b>	<b>L, 0-34</b>	<b>60,487</b>
<b>9/12</b>	<b>Houston Oilers</b>	<b>L, 17-24</b>	<b>60,971</b>

**1972 (1-4-1)**

8/7	at Philadelphia	W, 13-10	53,372
<b>8/12</b>	<b>Buffalo</b>	<b>L, 21-24</b>	<b>66,762</b>
<b>8/19</b>	<b>Dallas</b>	<b>L, 7-30</b>	<b>81,070</b>
<b>8/26</b>	<b>San Diego</b>	<b>L, 14-16</b>	<b>64,506</b>
9/2	Pittsburgh (Memphis, Tenn.)	L, 7-56	43,302
9/10	at Houston Oilers	T, 14-14	44,571

**1973 (1-5)**

8/4	at Kansas City	L, 6-12	67,216
8/11	at Miami	L, 13-14	80,050
8/18	at Dallas	L, 14-24	61,022
<b>8/25</b>	<b>New England</b>	<b>L, 6-31</b>	<b>64,131</b>
<b>9/1</b>	<b>N.Y. Jets</b>	<b>L, 17-28</b>	<b>67,434</b>
<b>9/8</b>	<b>Houston Oilers</b>	<b>W, 16-10</b>	<b>62,339</b>

**1974 (3-3)**

<b>8/3</b>	<b>Pittsburgh</b>	<b>L, 7-26</b>	<b>45,339</b>
8/10	at Miami	L, 20-45	41,524
8/18	at New England	L, 3-7	20,456
<b>8/24</b>	<b>Dallas</b>	<b>W, 16-7</b>	<b>56,563</b>
<b>8/31</b>	<b>N.Y. Jets</b>	<b>W, 24-7</b>	<b>59,829</b>
9/7	at Houston Oilers	W, 24-16	35,103

**1975 (2-4)**

<b>8/6</b>	<b>Houston Oilers</b>	<b>L, 7-13</b>	<b>72,434</b>
<b>8/16</b>	<b>Denver</b>	<b>W, 24-21</b>	<b>40,089</b>
<b>8/23</b>	<b>Miami</b>	<b>L, 10-20</b>	<b>61,253</b>
<b>8/30</b>	<b>Baltimore Colts</b>	<b>W, 27-3</b>	<b>60,643</b>
9/6	at Pittsburgh	L, 13-24	47,341
9/13	at Cincinnati	L, 0-20	48,453

**1976 (4-2)**

<b>7/31</b>	<b>Pittsburgh</b>	<b>L, 14-24</b>	<b>56,039</b>
8/7	at Houston Oilers	W, 13-10	38,675
8/13	at Buffalo	W, 21-14	36,110
8/20	at Baltimore Colts	W, 26-20	38,879
<b>8/28</b>	<b>Cincinnati</b>	<b>W, 13-10</b>	<b>60,044</b>
<b>9/4</b>	<b>Miami</b>	<b>L, 7-20</b>	<b>63,383</b>

# PRESEASON RESULTS

## 1977 (5-1)

8/6	at Chicago	W, 20-14	55,163
<b>8/13</b>	<b>N.Y. Giants</b>	<b>W, 23-7</b>	<b>49,900</b>
<b>8/20</b>	<b>Buffalo</b>	<b>W, 20-17</b>	<b>66,282</b>
<b>8/27</b>	<b>N.Y. Jets</b>	<b>L, 14-20</b>	<b>49,455</b>
9/3	at Miami	W, 17-10	39,970
<b>9/10</b>	<b>Houston Oilers</b>	<b>W, 20-16</b>	<b>49,964</b>

## 1978 (2-2)

8/5	Phil. (Mexico City, Mexico)	W, 14-7	30,000
<b>8/12</b>	<b>Miami</b>	<b>L, 17-31</b>	<b>54,105</b>
<b>8/19</b>	<b>Tampa Bay</b>	<b>L, 3-14</b>	<b>49,042</b>
8/26	at Houston Oilers	W, 17-3	49,554

## 1979 (1-3)

8/3	at Miami	L, 7-14	44,704
<b>8/11</b>	<b>Chicago</b>	<b>L, 6-13</b>	<b>45,085</b>
8/18	at Tampa Bay	L, 7-14	49,042
<b>8/24</b>	<b>Houston Oilers</b>	<b>W, 10-7</b>	<b>54,469</b>

## 1980 (1-3)

<b>8/9</b>	<b>St. Louis Cardinals</b>	<b>W, 17-13</b>	<b>57,923</b>
8/17	at Houston Oilers	L, 17-20	43,376
8/23	at Detroit	L, 17-40	49,631
<b>8/29</b>	<b>Miami</b>	<b>L, 0-20</b>	<b>50,635</b>

## 1981 (3-1)

<b>8/8</b>	<b>Baltimore Colts</b>	<b>W, 24-23</b>	<b>46,792</b>
<b>8/15</b>	<b>Houston Oilers</b>	<b>W, 27-7</b>	<b>67,562</b>
8/23	Phil. (Syracuse, N.Y.)	L, 6-37	28,001
<b>8/29</b>	<b>Detroit</b>	<b>W, 20-17</b>	<b>ot 52,090</b>

## 1982 (1-3)

8/12	at Houston Oilers	L, 20-22	44,599
<b>8/21</b>	<b>Kansas City</b>	<b>W, 6-3</b>	<b>46,585</b>
<b>8/28</b>	<b>Cleveland</b>	<b>L, 17-20</b>	<b>55,689</b>
9/3	at Minnesota	L, 21-24	59,810

## 1983 (3-2)

7/30	Pittsburgh (Canton, Ohio)*	L, 14-27	23,909
8/6	at Tampa Bay	L, 17-20	53,111
8/13	at Miami	W, 19-17	38,735
<b>8/20</b>	<b>Houston Oilers</b>	<b>W, 20-13</b>	<b>60,430</b>
<b>8/27</b>	<b>N.Y. Jets</b>	<b>W, 17-10</b>	<b>58,176</b>

## 1984 (3-1)

8/4	at Kansas City	W, 34-20	34,230
<b>8/11</b>	<b>Atlanta</b>	<b>W, 31-21</b>	<b>58,502</b>
8/18	at Houston Oilers	W, 31-19	45,522
<b>8/25</b>	<b>Washington</b>	<b>L, 9-14</b>	<b>52,040</b>

## 1985 (1-3)

8/10	at New England	W, 32-20	27,014
<b>8/17</b>	<b>Houston Oilers</b>	<b>L, 20-23</b>	<b>53,491</b>
<b>8/24</b>	<b>Tampa Bay</b>	<b>L, 10-14</b>	<b>49,337</b>
8/30	at San Diego	L, 20-21	40,462

## 1986 (2-2)

8/9	at Denver	W, 10-7	47,408
<b>8/16</b>	<b>New England</b>	<b>L, 34-38</b>	<b>54,364</b>
8/23	at Houston Oilers	L, 13-24	38,617
<b>8/30</b>	<b>Kansas City</b>	<b>W, 13-10</b>	<b>47,945</b>

## 1987 (3-1)

<b>8/15</b>	<b>Minnesota</b>	<b>W, 23-17</b>	<b>52,884</b>
<b>8/22</b>	<b>Houston Oilers</b>	<b>L, 13-16</b>	<b>51,562</b>
<b>8/29</b>	<b>Pittsburgh</b>	<b>W, 31-28</b>	<b>46,770</b>
9/4	at Cincinnati	W, 26-14	46,289

## 1988 (2-2)

8/7	at Minnesota	W, 23-20	47,624
8/12	at Phoenix Cardinals	W, 33-28	51,987
8/20	at Indianapolis	L, 6-18	54,117
<b>8/27</b>	<b>Pittsburgh</b>	<b>L, 28-31</b>	<b>56,174</b>

# PRESEASON RESULTS

## 1989 (1-3)

8/12 Indianapolis	L, 7-31	57,771
8/19 at Buffalo	L, 7-10	48,512
8/28 Cincinnati	W, 27-10	51,150
9/1 Washington	L, 21-26	56,181

## 1990 (4-1)

8/5 L.A. Raiders (London, Eng.)	W, 17-10	63,106
8/11 at Minnesota	W, 13-10	48,154
8/18 Green Bay (Madison, Wis.)	L, 13-27	47,848
8/25 Buffalo	W, 28-23	51,959
8/31 Indianapolis	W, 17-14	54,796

## 1991 (2-2)

8/3 Minnesota	W, 18-3	58,953
8/10 Green Bay	W, 31-20	55,730
8/17 at Indianapolis	L, 28-34	50,896
8/24 at Miami	L, 24-28	44,099

## 1992 (3-1)

8/10 at Chicago	W, 34-31	53,846
8/17 Pittsburgh	W, 26-0	61,671
8/22 Houston Oilers	L, 3-33	61,194
8/27 Miami (Baltimore, Md.)	W, 17-3	60,021

## 1993 (4-1)

7/31 Philadelphia (Tokyo, Japan)	W, 28-16	49,363
8/7 Houston Oilers (S.A., Texas)	W, 37-28	40,308
8/14 Green Bay (Madison, Wis.)	W, 26-17	59,523
8/23 Chicago	W, 20-14	61,149
8/27 Detroit	L, 16-17	60,700

## 1994 (1-3)

8/5 at New England	L, 6-24	37,800
8/13 at Minnesota	L, 17-21	46,067
8/19 Green Bay	L, 10-13	54,714
8/25 Dallas	W, 28-10	57,281

## 1995 (1-3)

8/5 Green Bay (Madison, Wis.)	L, 17-27	49,071
8/11 at N.Y. Giants	L, 13-14	54,416
8/20 Seattle	L, 19-24	38,228
8/25 Detroit	W, 24-10	38,073

## 1996 (3-2)

7/27 Indianapolis (Canton, Ohio)*	L, 3-10	23,376
8/2 at Detroit	W, 23-22	35,782
8/10 at Kansas City	L, 6-42	65,710
8/17 Chicago	W, 31-21	35,246
8/23 Minnesota	W, 16-13	35,728

## 1997 (3-1)

8/2 at Tennessee	W, 21-12	22,811
8/9 Kansas City	W, 26-7	55,211
8/16 at Oakland	L, 18-16	36,771
8/22 at Chicago	W, 13-7	58,656

## 1998 (1-3)

8/8 at Green Bay	L, 7-31	60,080
8/14 at Denver	L, 10-17	70,937
8/22 Tennessee	L, 24-26	46,069
8/28 Tampa Bay	W, 10-6	43,774

## 1999 (2-2)

8/13 at Miami	W, 26-14	59,972
8/21 Indianapolis	L, 7-37	41,788
8/28 Green Bay	L, 17-38	53,074
9/2 at Tennessee	W, 12-11	63,634

## 2000 (1-3)

7/29 at N.Y. Jets	L, 20-24	75,754
8/5 at Minnesota	W, 25-24	63,445
8/12 Indianapolis (W. Lafayette, Ind.)	L, 0-17	20,105
8/25 Miami	L, 17-22	46,955



# PRESEASON RESULTS

## 2001 (1-3)

8/11	Minnesota (San Ant., Texas)	L, 21-28	46,752
8/18	<b>Dallas</b>	<b>W, 16-10</b>	<b>53,249</b>
8/24	at Denver	L, 24-31	74,063
9/1	at Seattle	L, 14-28	68,655

## 2002 (3-1)

8/10	<b>Houston</b>	<b>L, 10-13</b>	<b>67,356</b>
8/15	at Miami	W, 24-7	56,930
8/24	at Cincinnati	W, 31-23	41,636
8/30	<b>Indianapolis</b>	<b>W, 25-21</b>	<b>67,247</b>

## 2003 (1-3)

8/11	<b>Philadelphia</b>	<b>L, 17-27</b>	<b>67,594</b>
8/16	at New York Jets	W, 22-17	76,527
8/23	at San Francisco	L, 12-27	63,153
8/28	<b>Miami</b>	<b>L, 10-24</b>	<b>68,477</b>

## 2004 (2-2)

8/13	<b>New York Jets</b>	<b>W, 23-13</b>	<b>64,900</b>
8/16	at Green Bay	L, 14-19	69,669
8/27	at Chicago	W, 17-13	61,208
9/03	<b>Miami</b>	<b>L, 19-20</b>	<b>64,900</b>

## 2005 (1-3)

8/12	<b>Seattle</b>	<b>L, 15-34</b>	<b>38,529</b>
8/18	at New England	W, 37-27	68,736
8/26	<b>Baltimore</b>	<b>L, 6-21</b>	<b>44,485</b>
9/01	at Oakland	L, 6-13	32,191

## 2006 (1-3)

8/12	at Tennessee	W, 19-16	69,143
8/21	<b>DALLAS</b> (Shreveport, La.)	<b>L, 7-30</b>	<b>45,162</b>
8/26	<b>INDIANAPOLIS</b> (Jack., Miss.)	<b>L, 6-21</b>	<b>44,485</b>
9/01	at Kansas City Chiefs	L, 9-10	70,456

## 2007 (3-2)

8/5	Pittsburgh (Canton, Ohio)*	L, 7-20	22,302
8/10	<b>Buffalo</b>	<b>L, 10-13</b>	<b>70,003</b>
8/18	at Cincinnati	W, 27-19	65,227
8/23	at Kansas City	W, 30-7	72,283
8/30	<b>Miami</b>	<b>W, 7-0</b>	<b>68,926</b>

## 2008 (2-2)

8/7	at Arizona	W, 24-10	63,109
8/16	<b>Houston</b>	<b>L, 27-31</b>	<b>70,009</b>
8/23	at Cincinnati	W, 13-0	65,043
8/28	<b>Miami</b>	<b>L, 10-14</b>	<b>70,008</b>

## 2009 (3-1)

8/14	<b>Cincinnati</b>	<b>W, 17-7</b>	<b>68,962</b>
8/22	at Houston	W, 38-14	70,107
8/29	at Oakland	W, 45-7	32,585
9/3	<b>Miami</b>	<b>L, 7-10</b>	<b>68,681</b>

### Home games in bold

\* - Hall of Fame Game

# PRESEASON RECORDS

Team	W	L	T	Pct.
Arizona	4	0	0	1.000
Atlanta	3	1	0	.750
Baltimore	0	1	0	.000
Buffalo	3	4	0	.429
Carolina	0	0	0	.000
Chicago	6	1	0	.857
Cincinnati	7	1	0	.875
Cleveland	1	1	0	.500
Dallas	3	4	0	.429
Denver	3	2	0	.600
Detroit	3	4	0	.429
Green Bay	2	6	0	.250
Houston	1	2	0	.333
Indianapolis	5	7	0	.417
Jacksonville	0	0	0	.000
Kansas City	5	4	0	.556

Team	W	L	T	Pct.
Miami	7	13	0	.350
Minnesota	7	4	0	.636
New England	4	4	0	.500
N.Y. Giants	1	1	0	.500
N.Y. Jets	4	4	0	.500
Oakland	2	2	0	.500
Philadelphia	3	3	0	.500
Pittsburgh	3	8	0	.273
St. Louis	0	2	0	.000
San Diego	1	4	0	.200
San Francisco	1	1	0	.500
Seattle	0	3	0	.000
Tampa Bay	1	4	0	.200
Tennessee	14	11	1	.558
Washington	0	2	0	.000
<b>Totals</b>	<b>94</b>	<b>104</b>	<b>1</b>	<b>.475</b>

# 1967 SAINTS STATISTICS

RECORD: 3-11

FINISH: 4th-CAPITOL

Date	W/L	Score	Opponent	Attendance	RUSHING	No	Yds	Avg	LG	TD	PUNT	RET	Ret	FC	Yds	Avg	LG	TD
9/17	L	13-27	Los Angeles	80,879	Taylor	130	390	3.0	16	2	Roberts	11	12	50	4.5	11	0	
9/24	L	10-30	Washington	74,937	Wheelwright	59	198	3.4	13	0	Gilliam	7	6	13	1.9	8	0	
10/1	L	7-42	Cleveland	77,045	Kilmer	20	142	7.1	31	1	Brown	3	2	1	0.3	13	0	
10/8	L	21-27	at New York Giants	62,670	Barrington	34	121	3.6	22	0	Douglas	2	1	15	7.5	12	0	
10/15	L	10-14	at Dallas	64,128	Schultz	32	117	3.7	22t	2	Saints	23	21	79	3.4	13	0	
10/22	L	13-27	at San Francisco	34,285	McCall	21	86	4.1	49t	1	Opponents	35	14	261	7.5	29	0	
10/29	L	10-14	Pittsburgh	68,911	Cuozzo	19	43	2.3	10	1								
11/5	W	31-24	Philadelphia	59,596	Gilliam	7	41	5.9	19	0	KICKOFF	RET	No	Yds	Avg	LG	TD	
11/12	L	10-27	Dallas	83,437	McNeill	4	38	9.5	25	0	Roberts	28	737	26.3	91t	1		
11/19	L	21-48	at Philadelphia	60,751	Brown	8	16	2.0	7	2	Gilliam	16	481	30.1	94t	1		
11/26	W	27-24	Atlanta	83,437	Saints	334	1192	3.6	49t	9	Barrington	7	113	16.1	27	0		
12/3	L	20-31	at St. Louis	41,171	Opponents	469	2092	4.5	56t	22	McCall	7	198	28.3	68	0		
12/10	L	10-30	at Baltimore	60,238							Brown	5	103	20.6	26	0		
12/17	W	30-14	at Washington	50,486	RECEIVING	No	Yds	Avg	LG	TD	Jordan	3	56	18.7	27	0		

TEAM STATISTICS	N.O.	OPP.
TOTAL FIRST DOWNS	219	276
Rushing	67	114
Passing	135	138
Penalty	17	24
POSSESSION AVG.		
TOTAL NET YARDS	3790	4928
Avg. Per Game	270.7	352.0
Total Plays	864	902
Avg. Per Play	4.4	5.5
NET YARDS RUSHING	1192	2092
Avg. Per Game	85.1	149.4
Total Rushes	334	469
NET YARDS PASSING	2598	2836
Avg. Per Game	185.6	202.6
Sacked/Yards Lost	52/291	23/199
Gross Yards	2989	3035
Att./Completions	478/237	410/207
Completion Pct.	49.6	50.5
Had Intercepted	23	22
PUNTS/AVERAGE	74/42.9	63/39.9
NET PUNTING AVG.	74/37.5	63/37.3
PENALTIES/YARDS	76/785	83/844
FUMBLES/BALL LOST	21/14	21/10
TOUCHDOWNS	27	48
Rushing	9	22
Passing	13	25
Returns	5	1

Score by Periods	1	2	3	4	OT	TOT
Saints	40	75	66	52	0	233
Opponents	57	128	74	120	0	379

SCORING	TD	Ru	Pa	Rt	PAT	FG	S	TP
Durkee	0	0	0	0	27/27	14/32	0	69
Abramowicz	0	0	0	0			0	36
Roberts	5	0	3	2			0	30
Brown	2	2	0	0			0	12
Gilliam	2	0	1	1			0	12
Kramer	2	0	2	0			0	12
McCall	2	1	1	0			0	12
Schultz	2	2	0	0			0	12
Taylor	2	2	0	0			0	12
Whitsell	2	0	0	2			0	12
Cuozzo	1	1	0	0			0	6
Kilmer	1	1	0	0			0	6
Anderson	0	0	0	0			1	2
Saints	27	9	13	5	27/27	14/32	1	233
Opponents	48	22	25	1	46/48	15/29	0	379

SACKS: Saints 23.0, Opp. 52.0

RECEIVING	No	Yds	Avg	LG	TD
Abramowicz	50	721	14.4	80t	6
Taylor	38	251	6.6	27	0
Poage	24	380	15.8	65	0
Gilliam	22	264	12.0	35	1
Kramer	20	207	10.4	17	2
Hall	19	249	13.1	21	0
Roberts	17	384	22.6	96	3
Schultz	14	186	13.3	25	0
Wheelwright	9	61	6.8	18	0
Burke	8	84	10.5	21	0
McCall	4	75	18.8	34	1
Barrington	4	50	12.5	29	0
Brown	3	23	7.7	9	0
J. Simmons	2	25	12.5	16	0
Hester	2	10	5.0	7	0
Ogden	1	19	19.0	19	0
Saints	237	2989	12.6	96	13
Opponents	207	3035	14.7	76t	25

INTERCEPTIONS	No	Yds	Avg	LG	TD
Whitsell	10	178	17.8	41t	2
Burkett	3	57	19.0	23	0
Logan	3	21	7.0	18	0
Hart	1	21	21.0	21	0
Douglas	1	19	19.0	19	0
Rose	1	15	15.0	15	0
D. Simmons	1	12	12.0	12	0
Whittingham	1	8	8.0	8	0
Heidel	1	2	2.0	2	0
Saints	22	333	15.1	41t	2
Opponents	23	303	13.2	88	0

PUNTING	No	Yds	Avg	Net	TB	120	LG	B
McNeill	74	3174	42.9	37.5	7		66	0
Saints	74	3174	42.9	37.5	7		66	0
Opponents	63	2511	39.9	37.3	4		68	0

FIELD GOALS	1-19	20-29	30-39	40-49	50+
Durkee	3/3	2/8	6/7	3/11	0/3
Saints	3/3	2/8	6/7	3/11	0/3
Opponents	3/8	6/7	4/6	1/7	1/1

Durkee: (44G, 25G) (51N, 25B, 22N, 27G) (52N, 51N, 42N) ( ) (48N, 45N, 47G) (39G, 34G, 45N) (46N, 26B, 45N, 37G) (33N, 12G) (28N, 48B, 11G) (20N) (34G, 27N, 32G) (44N, 41G, 16G) (35G) ( )

1967 NFL CAPITOL STANDINGS					
Saints Finish: 4th place	W	L	T	Pct.	
Dallas	9	5	0	.643	
Philadelphia	6	7	1	.462	
Washington	5	6	3	.455	
New Orleans	3	11	0	.214	

PASSING	Att	Cmp	Yds	Cmp%	Yds/Att	TD	TD%	Int	Int%	Long	Sk/Yds	Rating
Cuozzo	260	134	1562	51.5	6.01	7	2.7	12	4.6	49t	33/236	59.8
Kilmer	204	97	1341	47.5	6.57	6	2.9	11	5.4	96	18/147	56.4
Wood	11	5	62	45.5	5.64	0	0.0	0	0.0	27	1/8	63.4
Barrington	2	0	0	0.0	0.00	0	0.0	0	0.0	0	0/0	39.6
McNeill	1	1	24	100.0	24.00	0	0.0	0	0.0	24	0/0	118.8
Saints	478	237	2989	49.6	6.25	13	2.7	23	4.8	96	52/391	58.5
Opponents	410	207	3035	50.5	7.40	25	6.1	22	5.4	76t	23/199	73.0

## 1968 SAINTS STATISTICS

RECORD: 4-9-1

FINISH: 3rd-CENTURY

Date	W/L	Score	Opponent	Attendance
9/15	L	10-24	Cleveland	74,215
9/22	W	31-17	Washington	65,941
9/29	L	20-21	St. Louis	79,021
10/6	L	21-38	at New York Giants	60,967
10/13	W	20-17	Minnesota	71,105
10/20	W	16-12	at Pittsburgh	32,303
10/27	L	17-31	at St. Louis	45,476
11/3	L	3-17	Dallas	84,728
11/10	L	17-35	at Cleveland	71,025
11/17	L	7-29	at Green Bay (Mil.)	49,644
11/24	T	20-20	at Detroit	46,152
12/1	L	17-23	Chicago	78,285
12/8	L	17-29	at Philadelphia	57,128
12/15	W	24-14	Pittsburgh	66,131

TEAM STATISTICS	N.O.	OPP.
TOTAL FIRST DOWNS	224	228
Rushing	80	97
Passing	122	109
Penalty	22	22

POSSESSION AVG.		
TOTAL NET YARDS	3863	4291
Avg. Per Game	275.9	306.5
Total Plays	881	839
Avg. Per Play	4.4	5.1

NET YARDS RUSHING		
Avg. Per Game	109.1	150.4
Total Rushes	409	439

NET YARDS PASSING		
Avg. Per Game	166.9	156.1
Sacked/Yards Lost	33/213	34/297

Gross Yards		
Att./Completions	439/210	366/153
Completion Pct.	47.8	41.8

Completion Pct.	47.8	41.8
Had Intercepted	29	16
<b>PUNTS/AVERAGE</b>	<b>75/37.6</b>	<b>69/40.8</b>

FUMBLES/BALL LOST		
TOUCHDOWNS	27	42
Rushing	7	13

Passing		
Returns	17	25
	3	4

Score by Periods	1	2	3	4	OT	TOT
Saints	71	79	51	45	0	246
Opponents	44	95	67	121	0	327

SCORING	TD	Ru	Pa	Rt	PAT	FG	S	TP
Durkee	0	0	0	0	27/27	19/37	0	84
Abramowicz	7	0	0	0	0	0	0	42
McCall	6	4	2	0	0	0	0	36
Lorick	3	0	3	0	0	0	0	18
Hester	2	0	2	0	0	0	0	12
Kilmer	2	2	0	0	0	0	0	12
Stickles	2	0	2	0	0	0	0	12
Barrington	1	0	1	0	0	0	0	6
Brown	1	0	0	1	0	0	0	6
Burris	1	0	0	1	0	0	0	6
Wheelwright	1	0	0	0	0	0	0	6
Whitsell	1	0	0	1	0	0	0	6
Saints	27	7	17	3	27/27	19/37	0	246
Opponents	42	13	25	4	37/42	12/27	1	327

SACKS: Saints 34.0, Opp. 33.0

RUSHING	No	Yds	Avg	LG	TD
McCall	155	637	4.1	48	4
Lorick	104	344	3.3	36	0
Schultz	43	152	3.5	15	0
Barrington	45	111	2.5	22	0
Wheelwright	21	99	4.7	15	1
Kilmer	21	97	4.6	22	2
Gilliam	2	36	18.0	29	0
Abramowicz	2	27	13.5	18	0
Poage	1	22	22.0	22	0
South	4	5	1.3	2	0
Baker	4	2	0.5	3	0
McNeill	2	1	0.5	15	0
Whitsell	1	-1	-1.0	-1	0
Sweetan	4	-5	-1.3	2	0
Saints	409	1527	3.7	48	7
Opponents	439	2105	4.8	77	13

RECEIVING	No	Yds	Avg	LG	TD
Abramowicz	54	890	16.5	47	7
Lorick	26	272	10.5	29	3
McCall	26	270	10.4	25	2
Parks	25	258	10.3	41	0
Gilliam	24	284	11.8	39	0
Hester	17	300	17.6	51	2
Stickles	15	206	13.7	35	2
Schultz	12	34	2.8	14	0
Barrington	9	33	3.7	10	1
Poage	1	11	11.0	11	0
Wheelwright	1	-9	-9.0	-9	0
Saints	210	2549	12.1	51	17
Opponents	153	2483	16.2	68	25

INTERCEPTIONS	No	Yds	Avg	LG	TD
Whitsell	6	44	7.3	32	0
Burris	3	129	43.0	94	1
Gene Howard	3	51	17.0	35	0
Whittingham	1	16	16.0	16	0
Kimbrough	1	7	7.0	15	0
Cordileone	1	7	7.0	7	0
Kelley	1	0	0.0	0	0
Saints	16	262	16.4	94	1
Opponents	29	294	10.1	51	2

PUNTING	No	Yds	Avg	Net	TB	I20	LG	B
McNeill	49	2009	41.0	32.8	4	58	1	0
South	14	387	27.6	27.6	0	44	0	0
Fraser	11	391	35.5	35.6	0	56	0	0
Lorick	1	36	36.0	36.0	0	36	0	0
Saints	75	2823	37.6	32.3	4	58	1	0
Opponents	69	2813	40.8	37.4	4	84	1	0

PUNT RET	Ret	FC	Yds	Avg	LG	TD
Gilliam	15	7	60	4.0	21	0
Brown	8	1	60	7.5	53	1
Gene Howard	8	5	42	5.3	12	0
Nevett	3	0	-9	-3.0	0	0
Douglas	0	1	0	---	---	0
Saints	34	14	153	4.5	53	1
Opponents	30	17	320	10.7	86	1

KICKOFF RET	No	Yds	Avg	LG	TD
Gene Howard	23	533	23.2	36	0
Gilliam	15	328	21.9	48	0
Brown	8	137	17.1	28	0
Nevett	2	94	47.0	31	0
Douglas	1	10	10.0	10	0
Jones	1	5	5.0	5	0
Kelley	1	20	20.0	20	0
Stonebreaker	1	22	22.0	22	0
Whitsell	1	0	0.0	0	0
Saints	53	1149	21.7	48	0
Opponents	57	1134	19.9	56	0

FIELD GOALS	1-19	20-29	30-39	40-49	50+
Durkee	3/3	3/4	9/14	4/11	0/5
Team	3/3	3/4	9/14	4/11	0/5
Opponents	1/2	5/6	1/6	4/11	1/2

Durkee: (38N, 47N, 40G) (51N, 17G, 28G, 40G) (42N, 34B, 21G, 36G) (43N, 52N, 54N) (32G, 42G) (23G, 37G, 31G) (47B, 32G) (57N, 37N, 38G) (52N, 25N, 42G) ( ) (41N, 31G, 31G) (32N, 19G) (49N, 10G) (37N, 45N, 31G)

Opponents: (22G) (43B, 47N, 14G) (33N, 42N, 40B) (49G) (32N, 22G) ( ) (42N, 24G) (20G) ( ) (30B, 35G) (43G, 35B, 23N, 40G, 46N) (52N, 50G, 46G, 20G) (18N) (47G, 34N)

1968 NFL CENTURY STANDINGS				
Saints Finish: 3rd place	W	L	T	Pct.
Cleveland	10	4	0	.714
St. Louis	9	4	1	.692
New Orleans	4	9	1	.321
Pittsburgh	2	11	1	.154

PASSING	Att	Cmp	Yds	Cmp%	Yds/Att	TD	TD%	Int	Int%	Long	Sk/Yds	Rating
Kilmer	315	167	2060	53.0	6.54	15	4.8	17	5.4	51	26/170	66.9
Sweetan	78	27	318	34.6	4.08	1	1.3	9	11.5	42	5/29	12.6
South	38	14	129	36.8	3.39	1	2.6	3	7.9	19	2/14	22.8
Barrington	6	2	42	33.3	7.00	0	0.0	0	0.0	23	0/0	59.0
McCall	1	0	0	0.0	0.00	0	0.0	0	0.0	0	0/0	39.6
Parks	1	0	0	0.0	0.00	0	0.0	0	0.0	0	0/0	39.6
Saints	439	210	2549	47.8	5.81	17	3.9	29	6.6	51	33/213	51.5
Opponents	366	153	2483	41.8	6.78	25	6.8	16	4.4	68	34/297	69.7

# 1969 SAINTS STATISTICS

RECORD: 5-9

FINISH: 3rd-CAPITOL

Date	W/L	Score	Opponent	Attendance
9/21	L	20-26	Washington	73,147
9/28	L	17-21	Dallas	59,567
10/5	L	17-36	at Los Angeles	54,879
10/12	L	17-27	Cleveland	71,274
10/19	L	10-30	Baltimore	80,636
10/26	L	10-13	at Philadelphia	60,658
11/2	W	51-42	at St. Louis	46,718
11/9	L	17-33	at Dallas	68,282
11/16	W	25-24	at New York Giants	62,927
11/23	W	43-38	San Francisco	71,448
11/30	W	26-17	Philadelphia	72,805
12/7	L	17-45	at Atlanta	57,021
12/14	L	14-17	at Washington	50,354
12/21	W	27-24	Pittsburgh	72,256

TEAM STATISTICS	N.O.	OPP.				
<b>TOTAL FIRST DOWNS</b>	<b>282</b>	<b>242</b>				
Rushing	93	88				
Passing	158	131				
Penalty	31	23				
<b>POSSESSION AVG.</b>						
<b>TOTAL NET YARDS</b>	<b>4679</b>	<b>5018</b>				
Avg. Per Game	334.2	358.4				
Total Plays	879	822				
Avg. Per Play	5.3	6.1				
<b>NET YARDS RUSHING</b>	<b>1705</b>	<b>1835</b>				
Avg. Per Game	121.8	131.1				
Total Rushes	399	419				
<b>NET YARDS PASSING</b>	<b>2974</b>	<b>3183</b>				
Avg. Per Game	212.4	227.4				
Sacked/Yards Lost	27/241	21/199				
Gross Yards	3215	3382				
Att./Completions	453/245	382/200				
Completion Pct.	54.1	52.4				
Had Intercepted	20	12				
<b>PUNTS/AVERAGE</b>	<b>49/41.4</b>	<b>58/41.6</b>				
<b>NET PUNTING AVG.</b>	<b>49/36.6</b>	<b>58/36.1</b>				
<b>PENALTIES/YARDS</b>	<b>83/943</b>	<b>81/773</b>				
<b>FUMBLES/BALL LOST</b>	<b>20/12</b>	<b>20/10</b>				
<b>TOUCHDOWNS</b>	<b>35</b>	<b>49</b>				
Rushing	12	15				
Passing	22	32				
Returns	1	2				
<b>Score by Periods</b>	<b>1</b>	<b>2</b>	<b>3</b>	<b>4</b>	<b>OT</b>	<b>TOT</b>
Saints	37	109	96	69	0	311
Opponents	87	143	70	93	0	393

SCORING	TD	Ru	Pa	Rt	PAT	FG	S	T P
Dempsey	0	0	0	0	33/35	22/41	0	99
Livingston	8	5	3	0			0	48
Abramowicz	7	0	0	0			0	42
Wheelwright	5	4	1	0			0	30
Poage	4	0	4	0			0	24
Parks	3	0	3	0			0	18
Baker	2	1	1	0			0	12
Shy	2	1	1	0			0	12
Barrington	1	1	0	0			0	6
Dodd	1	0	1	0			0	6
Hester	1	0	1	0			0	6
Preece	1	0	0	1			0	6
<b>Saints</b>	<b>35</b>	<b>12</b>	<b>22</b>	<b>1</b>	<b>33/35</b>	<b>22/41</b>	<b>1</b>	<b>311</b>
<b>Opponents</b>	<b>49</b>	<b>15</b>	<b>32</b>	<b>2</b>	<b>47/49</b>	<b>16/29</b>	<b>2</b>	<b>393</b>

SACKS: Saints 21.0, Opp. 27.0

RUSHING	No	Yds	Avg	LG	TD
Livingston	181	761	4.2	18	5
Baker	134	642	4.8	54	1
Wheelwright	25	85	3.4	17	4
Shy	21	75	3.6	22	1
Abramowicz	3	61	20.3	28	0
Barrington	7	33	4.7	17	1
Kilmer	11	18	1.6	12	0
Hargett	5	15	3.0	11	0
Dodd	3	12	4.0	9	0
Lorick	5	11	2.2	6	0
Poage	1	-3	-3.0	-3	0
Looney	3	-5	-1.7	4	0
<b>Saints</b>	<b>399</b>	<b>1705</b>	<b>4.3</b>	<b>54</b>	<b>12</b>
<b>Opponents</b>	<b>419</b>	<b>1835</b>	<b>4.4</b>	<b>66t</b>	<b>15</b>

RECEIVING	No	Yds	Avg	LG	TD
Abramowicz	73	1015	13.9	49t	7
Baker	37	600	16.2	52	1
Baker	34	352	10.4	35	1
Parks	31	439	14.2	40	3
Livingston	28	278	9.9	51t	3
Poage	18	236	13.1	29	4
Shy	9	141	15.7	70	1
Wheelwright	8	68	8.5	20t	1
Barrington	4	42	10.5	15	0
Hester	3	44	14.7	22	1
<b>Saints</b>	<b>245</b>	<b>3215</b>	<b>13.1</b>	<b>70</b>	<b>22</b>
<b>Opponents</b>	<b>200</b>	<b>3382</b>	<b>16.9</b>	<b>88t</b>	<b>32</b>

INTERCEPTIONS	No	Yds	Avg	LG	TD
Nevett	3	20	6.7	20	0
Whitshell	3	14	4.7	11	0
Gene Howard	2	0	0.0	0	0
Burnis	1	24	24.0	24	0
Absher	1	7	7.0	7	0
Preece	1	6	6.0	6	0
Thompson	1	2	2.0	2	0
<b>Saints</b>	<b>12</b>	<b>73</b>	<b>6.1</b>	<b>24</b>	<b>0</b>
<b>Opponents</b>	<b>20</b>	<b>265</b>	<b>13.3</b>	<b>47</b>	<b>0</b>

PUNTING	No	Yds	Avg	Net	TD	LG	B
Cordill	42	1719	40.9	35.9	2	58	1
McNeill	7	312	44.6	41.0	1	81	0
<b>Saints</b>	<b>49</b>	<b>2031</b>	<b>41.4</b>	<b>36.6</b>	<b>3</b>	<b>81</b>	<b>1</b>
<b>Opponents</b>	<b>58</b>	<b>2410</b>	<b>41.6</b>	<b>36.1</b>	<b>5</b>	<b>54</b>	<b>1</b>

PUNT RET	Ret	FC	Yds	Avg	LG	TD
Dodd	15	9	106	7.1	21	0
Gene Howard	9	0	73	8.1	30	0
Thompson	4	1	25	6.3	12	0
Barrington	1	0	8	8.0	8	0
Ward	1	1	5	5.0	5	0
Lorick	0	1	0	---	---	0
<b>Saints</b>	<b>30</b>	<b>12</b>	<b>217</b>	<b>7.2</b>	<b>30</b>	<b>0</b>
<b>Opponents</b>	<b>27</b>	<b>5</b>	<b>176</b>	<b>6.5</b>	<b>39</b>	<b>0</b>

KICKOFF RET	No	Yds	Avg	LG	TD
Barrington	17	394	23.2	54	0
Shy	16	447	27.9	57	0
Gene Howard	9	227	25.2	86	0
Dodd	8	171	21.4	28	0
Thompson	5	101	20.2	26	0
Ward	3	58	19.3	21	0
Nevett	2	53	26.5	37	0
Hester	1	4	4.0	4	0
Preece	1	0	0.0	0	0
<b>Saints</b>	<b>62</b>	<b>1455</b>	<b>23.5</b>	<b>86</b>	<b>0</b>
<b>Opponents</b>	<b>48</b>	<b>935</b>	<b>19.5</b>	<b>44</b>	<b>0</b>

FIELD GOALS	1-19	20-29	30-39	40-49	50+
Dempsey	5/6	6/7	3/6	7/11	1/11
<b>Saints</b>	<b>5/6</b>	<b>6/7</b>	<b>3/6</b>	<b>7/11</b>	<b>1/11</b>
<b>Opponents</b>	<b>6/7</b>	<b>4/4</b>	<b>4/8</b>	<b>2/9</b>	<b>0/1</b>

Dempsey: (57N, 13G, 43G) (32N, 56N, 43G) (48N, 55G) (22G) (35N, 33G) (18N, 22G) (48N, 43B, 56N, 43G) (56N, 37G) (50N, 23G) (43G, 13G, 19G) (53B, 55N, 57N, 17G, 43G) (27N, 56N, 37N, 27G, 40G, 26G, 17G) (54N, 47N, 20G) ( ) (38G, 40G)
Opponents: (18G) (47N) (35G, 44G) (31N, 37N, 37B, 28G, 30G) (57N, 43N, 33G) (34N, 47N, 45N, 12G, 40G) ( ) (46B, 40N, 21G, 21G) (19G) (23G) (30G) (19G) (44N, 19G) (19N, 11G)

1969 NFL CAPITOL STANDINGS				
Saints Finish: 3rd place				
	W	L	T	Pct.
Dallas	11	2	1	.846
Washington	7	5	2	.583
New Orleans	5	9	0	.357
Philadelphia	4	9	1	.308

PASSING	AH	Cmp	Yds	Cmp%	Yds/AH	TD	TD%	Int	Int%	Long	Sk/Yds	Rating
Kilmer	360	193	2532	53.6	7.03	20	5.6	17	4.7	52	22/212	74.9
Hargett	52	31	403	59.6	7.75	0	0.0	0	0.0	32	3/18	84.1
Ninowski	34	17	227	50.0	6.68	1	2.9	2	5.9	70	1/11	56.9
Livingston	4	3	38	75.0	9.50	1	25.0	1	25.0	14	0/0	104.2
Barrington	2	1	15	50.0	7.50	0	0.0	0	0.0	15	1/0	75.0
Looney	1	0	0	0.0	0.00	0	0.0	0	0.0	0	0/0	39.6
<b>Saints</b>	<b>453</b>	<b>245</b>	<b>3215</b>	<b>54.1</b>	<b>7.10</b>	<b>22</b>	<b>4.9</b>	<b>20</b>	<b>4.4</b>	<b>70</b>	<b>27/241</b>	<b>74.5</b>
<b>Opponents</b>	<b>382</b>	<b>200</b>	<b>3382</b>	<b>52.4</b>	<b>8.85</b>	<b>32</b>	<b>8.4</b>	<b>12</b>	<b>3.1</b>	<b>88t</b>	<b>21/199</b>	<b>97.4</b>

## 1970 SAINTS STATISTICS

RECORD: 2-11-1

FINISH: 4th-NFC WEST

Date	W/L	Score	Opponent	Attendance
9/20	L	3-14	Atlanta	77,042
9/27	L	0-26	at Minnesota	47,900
10/4	W	14-10	New York Giants	69,126
10/11	L	17-24	at St. Louis	45,294
10/18	T	20-20	at San Francisco	39,446
10/25	L	14-32	at Atlanta	58,850
11/1	L	17-30	Los Angeles	77,861
11/8	W	19-17	Detroit	66,910
11/15	L	10-21	at Miami	42,866
11/22	L	6-31	Denver	66,837
11/29	L	6-26	at Cincinnati	59,342
12/6	L	16-34	at Los Angeles	66,410
12/13	L	27-38	San Francisco	61,940
12/20	L	3-24	Chicago	63,518

TEAM STATISTICS	N.O.	OPP.
<b>TOTAL FIRST DOWNS</b>	<b>183</b>	<b>263</b>
Rushing	55	100
Passing	112	150
Penalty	16	13
3rd Down: Made/Att.	67/198	84/193
3rd Down: Pct.	33.8	43.5
4th Down: Made/Att.	0/1	3/5
4th Down: Pct.	0.0	60.0

<b>POSSESSION AVG.</b>	
<b>TOTAL NET YARDS</b>	<b>3673 4952</b>
Avg. Per Game	262.4 353.7
Total Plays	814 916
Avg. Per Play	4.5 5.4

<b>NET YARDS RUSHING</b>	<b>1215 1891</b>
Avg. Per Game	86.8 135.1
Total Rushes	371 469

<b>NET YARDS PASSING</b>	<b>2458 3061</b>
Avg. Per Game	175.6 218.6
Sacked/Yards Lost	28/232 17/136
Gross Yards	2690 3197
Att./Completions	415/213 430/238
Completion Pct.	51.3 55.3
Had Intercepted	22 22

<b>PUNTS/AVERAGE</b>	<b>77/42.5 56/40.4</b>
<b>NET PUNTING AVG.</b>	<b>77/35.8 56/33.4</b>

<b>PENALTIES/YARDS</b>	<b>91/1029 79/875</b>
<b>FUMBLES/BALL LOST</b>	<b>27/18 26/16</b>

<b>TOUCHDOWNS</b>	<b>17 40</b>
Rushing	4 15
Passing	11 19
Returns	2 6

<b>Score by Periods</b>	<b>1 2 3 4 OT TOT</b>
Saints	59 33 22 58 0 172
Opponents	68 87 76 116 0 347

SCORING	TD	Ru	Pa	Rt	PAT	FG	S	TP
Dempsey	0	0	0	0	16/17	18/34	0	70
Abramowicz	5	0	5	0			0	30
Barrington	2	2	0	0			0	12
Burrough	2	0	2	0			0	12
Dodd	2	0	1	1			0	12
Parks	2	0	2	0			0	12
Baker	1	1	0	0			0	6
McCall	1	1	0	0			0	6
Morgan	1	0	0	1			0	6
Poage	1	0	1	0			0	6
<b>Saints</b>	<b>17</b>	<b>4</b>	<b>11</b>	<b>2</b>	<b>16/17</b>	<b>18/34</b>	<b>0</b>	<b>172</b>
<b>Opponents</b>	<b>40</b>	<b>15</b>	<b>19</b>	<b>6</b>	<b>38/40</b>	<b>23/34</b>	<b>0</b>	<b>347</b>
<b>SACKS: Saints 17.0, Opp. 28.0</b>								

RUSHING	No	Yds	Avg	LG	TD
Baker	82	337	4.1	29	1
Barrington	72	228	3.2	16	2
Otis	71	211	3.0	15	0
Pitts	32	96	3.0	11	0
Davis	27	94	3.5	25	0
McCall	23	63	2.7	11	1
Wheelwright	16	45	2.8	9	0
Kilmer	12	42	3.5	15	0
Dodd	5	31	6.2	16	0
Livingston	10	29	2.9	10	0
Poage	1	13	13.0	13	0
Abramowicz	1	7	7.0	7	0
Hargett	4	7	1.8	7	0
Dusenberry	4	6	1.5	3	0
Nyvall	5	6	1.2	6	0
Burrough	1	4	4.0	4	0
Gros	4	2	0.5	4	0
Fagan	1	-6	-6.0	-6	0
<b>Saints</b>	<b>371</b>	<b>1215</b>	<b>3.3</b>	<b>29</b>	<b>4</b>
<b>Opponents</b>	<b>469</b>	<b>1891</b>	<b>4.0</b>	<b>74</b>	<b>15</b>

RECEIVING	No	Yds	Avg	LG	TD
Abramowicz	55	906	16.5	48	5
Dodd	28	484	17.3	45	1
Parks	26	447	17.2	38	2
Barrington	22	130	5.9	20	0
Otis	20	124	6.2	22	0
Poage	15	166	11.1	36	1
Burrough	13	196	15.1	35	2
Baker	12	47	3.9	11	0
Pitts	7	63	9.0	12	0
McCall	5	43	8.6	17	0
Davis	4	29	7.3	13	0
Gros	2	0	0.0	1	0
Nyvall	2	-1	-0.5	1	0
Shaw	1	49	49.0	49	0
Wheelwright	1	7	7.0	7	0
<b>Saints</b>	<b>213</b>	<b>2690</b>	<b>12.6</b>	<b>49</b>	<b>11</b>
<b>Opponents</b>	<b>238</b>	<b>3197</b>	<b>13.4</b>	<b>74</b>	<b>19</b>

INTERCEPTIONS	No	Yds	Avg	LG	TD
Hollas	5	79	15.8	29	0
Wyatt	4	45	11.3	25	0
Burkett	4	36	9.0	16	0
Nevelt	3	49	16.3	47	0
Howell	3	28	9.3	28	0
Lyons	1	12	12.0	12	0
Morgan	1	7	7.0	7	0
Scarpatti	1	4	4.0	4	0
<b>Saints</b>	<b>22</b>	<b>260</b>	<b>11.8</b>	<b>47</b>	<b>0</b>
<b>Opponents</b>	<b>22</b>	<b>256</b>	<b>11.6</b>	<b>52</b>	<b>1</b>

PUNTING	No	Yds	Avg	Net	TB	I20	LG	B
Fagan	77	3269	42.5	35.8	4			64
<b>Saints</b>	<b>77</b>	<b>3269</b>	<b>42.5</b>	<b>35.8</b>	<b>4</b>			<b>64</b>
<b>Opponents</b>	<b>56</b>	<b>2265</b>	<b>40.4</b>	<b>33.4</b>	<b>9</b>			<b>60</b>

PUNT RET	Ret	FC	Yds	Avg	LG	TD
Dodd	14	3	129	9.2	41	0
Gene Howard	5	0	14	2.8	5	0
Lyons	5	3	34	6.8	27	0
Hollas	4	6	22	5.5	11	0
Wyatt	1	1	15	15.0	15	0
<b>Saints</b>	<b>29</b>	<b>13</b>	<b>214</b>	<b>7.4</b>	<b>41</b>	<b>0</b>
<b>Opponents</b>	<b>41</b>	<b>22</b>	<b>434</b>	<b>10.6</b>	<b>77</b>	<b>1</b>

KICKOFF RET	No	Yds	Avg	LG	TD
Burrough	15	298	19.9	38	0
Dodd	15	319	21.3	32	0
Dusenberry	10	183	18.3	26	0
Barrington	6	129	21.5	26	0
Otis	2	22	11.0	19	0
Lyons	1	19	19.0	19	0
McCall	1	20	20.0	20	0
McCall	1	26	26.0	26	0
Pitts	1	22	22.0	22	0
Poage	1	6	6.0	6	0
<b>Saints</b>	<b>53</b>	<b>1044</b>	<b>19.7</b>	<b>38</b>	<b>0</b>
<b>Opponents</b>	<b>35</b>	<b>735</b>	<b>21.0</b>	<b>55</b>	<b>0</b>

FIELD GOALS	1-19	20-29	30-39	40-49	50+
Dempsey	4/5	6/8	1/5	4/7	3/9
<b>Saints</b>	<b>4/5</b>	<b>6/8</b>	<b>1/5</b>	<b>4/7</b>	<b>3/9</b>
<b>Opponents</b>	<b>7/8</b>	<b>4/5</b>	<b>5/7</b>	<b>6/12</b>	<b>1/2</b>

Dempsey: (43B, 50N, 38N, 42G) (30N, 52N, 37N) (54B) (29B, 53N, 34G) (40G, 24G) (44N) (23G) (24B, 29G, 27G, 8G, 63G) (10G) (52N, 47G, 14G) (34B, 28G, 18G) (24G, 50G, 54G) (56N) (19B, 43N, 47G)

Opponents: ( ) (42N, 42N, 22G, 14G, 15G, 47G) (42N, 30N, 26N, 8G) (44G) (49N, 21G, 48G) (16G, 49G) (43G, 14G, 23G) (18G) (53N) (30N, 35G) (49N, 35G, 11G, 34G, 22G) (17N, 45G, 37G) (37G) (45N, 50G)

1970 NFC WEST STANDINGS				
Saints Finish: 4th place				
	W	L	T	Pct.
San Francisco	10	3	1	.769
Los Angeles	8	5	1	.615
Atlanta	4	8	2	.333
New Orleans	2	11	1	.179

PASSING	Att	Cmp	Yds	Cmp%	Yds/Att	TD	TD%	Int	Int%	Long	Sk/Yds	Rating
Kilmer	237	135	1557	57.0	6.57	6	2.5	17	7.2	46t	19/155	55.5
Hargett	175	78	1133	44.6	6.47	5	2.9	5	2.9	49	9/77	63.8
Ramsey	2	0	0	0.0	0.00	0	0.0	0	0.0	0	0/0	39.6
Dodd	1	0	0	0.0	0.00	0	0.0	0	0.0	0	0/0	39.6
<b>Saints</b>	<b>415</b>	<b>213</b>	<b>2690</b>	<b>51.3</b>	<b>6.48</b>	<b>11</b>	<b>2.7</b>	<b>22</b>	<b>5.3</b>	<b>49</b>	<b>28/232</b>	<b>58.6</b>
<b>Opponents</b>	<b>430</b>	<b>238</b>	<b>3197</b>	<b>55.3</b>	<b>7.43</b>	<b>19</b>	<b>4.4</b>	<b>22</b>	<b>5.1</b>	<b>74</b>	<b>17/136</b>	<b>72.6</b>







# 1973 SAINTS STATISTICS

RECORD: 5-9

FINISH: 3rd-NFC WEST

Date	W/L	Score	Opponent	Attendance
9/16	L	7-62	Atlanta	66,428
9/24	L	3-40	at Dallas	52,715
9/30	L	10-14	at Baltimore	52,293
10/7	W	21-16	Chicago	56,561
10/14	W	20-13	Detroit	52,810
10/21	L	0-40	at San Francisco	52,881
10/28	W	19-3	Washington	66,315
11/4	W	13-0	Buffalo	74,770
11/11	L	7-29	at Los Angeles	70,358
11/18	L	14-17	at San Diego	34,848
11/25	L	13-24	Los Angeles	67,192
12/2	L	10-30	at Green Bay (Mil.)	46,092
12/9	W	16-10	San Francisco	62,490
12/16	L	10-14	at Atlanta	34,147

TEAM STATISTICS	N.O.	OPP.
<b>TOTAL FIRST DOWNS</b>	<b>207</b>	<b>271</b>
Rushing	100	131
Passing	88	119
Penalty	19	21
3rd Down: Made/Att.	61/204	70/194
3rd Down: Pct.	29.9	36.1
4th Down: Made/Att.	0/0	0/1
4th Down: Pct.	0.0	0.0

<b>POSSESSION AVG.</b>	
<b>TOTAL NET YARDS</b>	<b>3501 4580</b>
Avg. Per Game	250.1 327.1
Total Plays	872 917
Avg. Per Play	4.0 5.0

<b>NET YARDS RUSHING</b>	<b>1842 2402</b>
Avg. Per Game	131.6 171.6
Total Rushes	497 556

<b>NET YARDS PASSING</b>	<b>1659 2178</b>
Avg. Per Game	118.5 155.6
Sacked/Yards Lost	37/242 24/155

Gross Yards	1901 2333
Att./Completions	338/1633/7176
Completion Pct.	48.2 52.2
Had Intercepted	17 16

<b>PUNTS/AVERAGE</b>	<b>81/41.763/44.5</b>
----------------------	-----------------------

<b>NET PUNTING AVG.</b>	<b>81/33.263/40.1</b>
-------------------------	-----------------------

<b>PENALTIES/YARDS</b>	<b>58/516/69/751</b>
------------------------	----------------------

<b>FUMBLES/BALL LOST</b>	<b>34/17 32/14</b>
--------------------------	--------------------

<b>TOUCHDOWNS</b>	<b>16 36</b>
Rushing	5 17
Passing	11 15
Returns	0 4

Score by Periods	1	2	3	4	OT	TOT
Saints	27	55	47	34	0	163
Opponents	39	90	100	83	0	312

SCORING	TD	Ru	Pa	Rt	PAT	FG	S	TP
McClard	0	0	0	0	9/9	13/24	0	48
Dunbar	4	0	4	0			0	24
Newland	4	0	4	0			0	24
Feller	0	0	0	0	7/7	4/12	0	19
Butler	3	1	2	0			0	18
Beasley	1	0	1	0			0	6
Manning	2	2	0	0			0	12
Stevens	2	2	0	0			0	12
<b>Saints</b>	<b>16</b>	<b>5</b>	<b>11</b>	<b>0</b>	<b>16/16</b>	<b>17/36</b>	<b>0</b>	<b>163</b>
<b>Opponents</b>	<b>36</b>	<b>17</b>	<b>15</b>	<b>4</b>	<b>35/36</b>	<b>19/34</b>	<b>2312</b>	

SACKS: Saints 24.0, Opp. 37.0

RUSHING	No	Yds	Avg	LG	TD
Phillips	198	663	3.3	20	0
Butler	87	348	4.0	19	1
Profit	72	274	3.8	22	0
Manning	63	293	4.7	23	2
Stevens	45	183	4.1	15	2
Lawson	6	23	3.8	11	0
Scott	9	18	2.0	4	0
Davis	3	10	3.3	7	0
Minor	3	10	3.3	8	0
Myers	1	8	8.0	8	0
Newland	1	6	6.0	6	0
Henry Matthews	4	4	1.0	3	0
Dunbar	3	3	1.0	13	0
O'Neal	2	-1	-0.5	6	0
<b>Saints</b>	<b>497</b>	<b>1842</b>	<b>3.7</b>	<b>23</b>	<b>5</b>
<b>Opponents</b>	<b>556</b>	<b>2402</b>	<b>4.3</b>	<b>63</b>	<b>17</b>

RECEIVING	No	Yds	Avg	LG	TD
Beasley	31	280	9.0	15	1
Newland	29	489	16.9	42	4
Dunbar	23	447	19.4	65t	4
Phillips	22	169	7.7	34	0
Butler	19	125	6.6	16	2
Brown	11	132	12.0	26	0
Profit	11	108	9.8	26	0
Winslow	4	45	11.3	14	0
Stevens	4	39	9.8	14	0
Garrett	2	30	15.0	22	0
Henry Matthews	2	19	9.5	12	0
Abramowicz	2	18	9.0	11	0
Lawson	2	-5	-2.5	4	0
Minor	1	5	5.0	5	0
<b>Saints</b>	<b>163</b>	<b>1901</b>	<b>11.7</b>	<b>65t</b>	<b>11</b>
<b>Opponents</b>	<b>176</b>	<b>2333</b>	<b>13.3</b>	<b>54</b>	<b>15</b>

INTERCEPTIONS	No	Yds	Avg	LG	TD
Jackson	3	40	13.3	23	0
Myers	3	33	11.0	20	0
Owens	3	25	8.3	16	0
Merlo	3	23	7.7	12	0
Lee	1	3	3.0	3	0
Owens	1	3	3.0	3	0
Federspiel	1	1	1.0	1	0
Newsome	1	1	1.0	1	0
D. Moore	1	0	0.0	0	0
<b>Saints</b>	<b>16</b>	<b>126</b>	<b>7.9</b>	<b>23</b>	<b>0</b>
<b>Opponents</b>	<b>17</b>	<b>280</b>	<b>16.5</b>	<b>65t</b>	<b>3</b>

PUNTING	No	Yds	Avg	Net	BT	IG	B
O'Neal	81	3375	41.7	33.2	5	71	0
<b>Saints</b>	<b>81</b>	<b>3375</b>	<b>41.7</b>	<b>33.2</b>	<b>5</b>	<b>71</b>	<b>0</b>
<b>Opponents</b>	<b>63</b>	<b>2805</b>	<b>44.5</b>	<b>40.1</b>	<b>3</b>	<b>72</b>	<b>0</b>

PUNT RET	Ret	FC	Yds	Avg	LG	TD
Stevens	17	15	171	10.1	37	0
Winslow	5	3	47	9.4	17	0
Myers	0	4	0	---	---	0
<b>Saints</b>	<b>22</b>	<b>22</b>	<b>218</b>	<b>9.9</b>	<b>37</b>	<b>0</b>
<b>Opponents</b>	<b>49</b>	<b>13</b>	<b>587</b>	<b>12.0</b>	<b>84t</b>	<b>1</b>

KICKOFF RET	No	Yds	Avg	LG	TD
Stevens	26	590	22.7	48	0
Profit	7	144	20.6	26	0
Lawson	7	118	16.9	27	0
Fink	5	81	16.2	24	0
Jackson	1	0	0.0	0	0
D. Moore	1	14	14.0	14	0
<b>Saints</b>	<b>47</b>	<b>947</b>	<b>20.1</b>	<b>48</b>	<b>0</b>
<b>Opponents</b>	<b>33</b>	<b>724</b>	<b>21.9</b>	<b>37</b>	<b>0</b>

FIELD GOALS	1-19	20-29	30-39	40-49	50+
McClard	2/2	5/6	4/5	2/10	0/1
Feller	4/5	0/0	0/4	0/3	0/0
<b>Saints</b>	<b>6/7</b>	<b>5/6</b>	<b>4/9</b>	<b>2/13</b>	<b>0/1</b>
<b>Opponents</b>	<b>5/5</b>	<b>6/12</b>	<b>5/8</b>	<b>2/7</b>	<b>1/2</b>

McClard: ( ) ( ) ( ) ( ) ( ) (47N, 37N, 35G, 43G, 30G, 37G) (50N, 47N, 42G, 24G) (41N) (47N, 49N) (43N, 37G, 24G) (25B, 22G) (45N, 40N, 19G, 20G, 29G) (11G)

Feller: ( ) (38N, 17B, 9G) (45N, 17G) (39N, 33N, 34N, 41N) (10G, 18G) (42N) ( ) ( ) ( ) ( ) ( ) ( )

Team: ( ) (38N, 17B, 9G) (45N, 17G) (39N, 33N, 34N, 41N) (10G, 18G) (42N) (47N, 37N, 35G, 43G, 30G, 37G) (50N, 47N, 42G, 24G) (41N) (47N, 49N) (43N, 37G, 24G) (25B, 22G) (45N, 40N, 19G, 20G, 29G) (11G)

Opponents: (29N, 44N, 21G, 45G) (27G) (27N) (56N, 17G, 40G, 28G) (48N, 23N, 34G, 29G) (54G) (35G) ( ) (39N, 19G, 11G, 8G) (46N, 35N, 48N) (30B, 27N, 20G) (46N, 14G, 39G, 33G) (23N, 34G) (42N, 24B)

1973 NFC WEST STANDINGS				
Saints Finish: 3rd place				
	W	L	T	Pct.
Los Angeles	12	2	0	.857
Atlanta	9	5	0	.643
<b>New Orleans</b>	<b>5</b>	<b>9</b>	<b>0</b>	<b>.357</b>
San Francisco	5	9	0	.357

PASSING	Att	Cmp	Yds	Cmp%	Yds/Att	TD	TD%	Int	Int%	Long	Sk/Yds	Rating
Manning	267	140	1642	52.4	6.15	10	3.7	12	4.5	65t	28/177	65.2
Scott	54	18	245	33.3	4.54	1	1.9	3	5.6	42	4/29	31.8
Davis	17	5	14	29.4	0.82	0	0.0	2	11.8	14	5/26	0.0
<b>Saints</b>	<b>338</b>	<b>163</b>	<b>1901</b>	<b>48.2</b>	<b>5.62</b>	<b>11</b>	<b>3.3</b>	<b>17</b>	<b>5.0</b>	<b>65t</b>	<b>37/242</b>	<b>55.6</b>
<b>Opponents</b>	<b>337</b>	<b>176</b>	<b>2333</b>	<b>52.2</b>	<b>6.92</b>	<b>15</b>	<b>4.5</b>	<b>16</b>	<b>4.7</b>	<b>54</b>	<b>24/155</b>	<b>69.5</b>

## 1974 SAINTS STATISTICS

RECORD: 5-9

FINISH: 3rd-NFC WEST

Date	W/L	Score	Opponent	Attendance
9/15	L	13-17	San Francisco	65,071
9/22	L	0-24	at Los Angeles	64,178
9/29	W	14-13	Atlanta	62,273
10/6	L	10-24	at Chicago	45,818
10/13	L	17-33	at Denver	51,831
10/20	W	13-3	at Atlanta	47,217
10/27	W	14-10	Philadelphia	64,257
11/3	L	14-19	at Detroit	43,256
11/10	L	0-21	Miami	74,289
11/17	W	20-7	Los Angeles	57,287
11/25	L	7-28	Pittsburgh	71,907
12/1	L	9-29	at Minnesota	44,202
12/8	W	14-0	St. Louis	57,152
12/15	L	21-35	at San Francisco	40,418

TEAM STATISTICS	N.O.	OPP.
<b>TOTAL FIRST DOWNS</b>	<b>233</b>	<b>226</b>
Rushing	117	104
Passing	91	105
Penalty	25	17
3rd Down: Made/Att.	66/191	56/165
3rd Down: Pct.	34.6	33.9
4th Down: Made/Att.	5/9	5/8
4th Down: Pct.	55.6	62.5

POSSESSION AVG.		
<b>TOTAL NET YARDS</b>	<b>3744</b>	<b>3797</b>
Avg. Per Game	267.4	271.2
Total Plays	929	853
Avg. Per Play	4.0	4.5

NET YARDS RUSHING	1983	1758
Avg. Per Game	141.6	125.6
Total Rushes	503	447

NET YARDS PASSING	1761	2039
Avg. Per Game	125.3	145.6
Sacked/Yards Lost	37/276	37/291
Gross Yards	2037	2330
Att./Completions	389/185	369/193
Completion Pct.	47.6	52.3
Had Intercepted	21	16

PUNTS/AVERAGE	91/41.8	77/42.5
<b>NET PUNTING AVG.</b>	<b>91/30.3</b>	<b>77/35.3</b>

PENALTIES/YARDS	75/598	77/690
<b>FUMBLES/BALL LOST</b>	<b>26/12</b>	<b>37/19</b>

TOUCHDOWNS	20	34
Rushing	9	11
Passing	10	17
Returns	1	6

Score by Periods	1	2	3	4	OT	TOT
Saints	30	64	34	38	0	166
Opponents	72	89	33	69	0	263

SCORING	TD	Ru	Pa	Rt	PAT	FG	S	TP
McClard	0	0	0	0	19/20	9/16	0	46
Parker	4	0	4	0	0	0	0	24
Seal	4	1	3	0	0	0	0	24
Maxson	3	2	1	0	0	0	0	18
Newland	2	0	2	0	0	0	0	12
Phillips	2	2	0	0	0	0	0	12
Cipa	1	1	0	0	0	0	0	6
Manning	1	1	0	0	0	0	0	6
McNeill	1	1	0	0	0	0	0	6
Schmidt	1	0	0	1	0	0	0	6
Stevens	1	1	0	0	0	0	0	6
<b>Saints</b>	<b>20</b>	<b>9</b>	<b>10</b>	<b>1</b>	<b>19/20</b>	<b>9/16</b>	<b>0</b>	<b>166</b>
<b>Opponents</b>	<b>34</b>	<b>11</b>	<b>17</b>	<b>6</b>	<b>29/31</b>	<b>10/17</b>	<b>0</b>	<b>263</b>

SACKS: Saints 37.0, Opp. 37.0

RUSHING	No	Yds	Avg	LG	TD
Maxson	165	714	4.3	66t	2
Phillips	174	556	3.2	14	2
Manning	28	204	7.3	26	1
Stevens	43	190	4.4	25	1
DeGrenier	33	110	3.3	10	0
McNeill	22	90	4.1	24	1
Butler	21	74	3.5	10	0
Cipa	12	35	2.9	15	1
Seal	2	7	3.5	6t	1
Parker	2	2	1.0	6	0
Scott	1	1	1.0	1	0
<b>Saints</b>	<b>503</b>	<b>1983</b>	<b>3.9</b>	<b>66t</b>	<b>9</b>
<b>Opponents</b>	<b>447</b>	<b>1758</b>	<b>3.9</b>	<b>33</b>	<b>11</b>

RECEIVING	No	Yds	Avg	LG	TD
Maxson	42	294	7.0	22	1
Parker	41	455	11.1	58	4
Seal	32	466	14.6	42	3
Newland	27	490	18.1	79t	2
Stevens	13	81	6.2	20	0
Phillips	11	55	5.0	17	0
Beasley	5	85	17.0	30	0
McNeill	5	64	12.8	30	0
DeGrenier	4	13	3.3	8	0
Butler	2	3	1.5	2	0
Havrilak	1	23	23.0	23	0
McCullough	1	5	5.0	5	0
Thomas	1	3	3.0	3	0
<b>Saints</b>	<b>185</b>	<b>2037</b>	<b>11.0</b>	<b>79t</b>	<b>10</b>
<b>Opponents</b>	<b>193</b>	<b>2330</b>	<b>12.1</b>	<b>57</b>	<b>17</b>

INTERCEPTIONS	No	Yds	Avg	LG	TD
Jackson	4	53	13.3	28	0
Schmidt	4	27	6.8	24t	1
Myers	3	43	14.3	21	0
Colman	1	17	17.0	17	0
Fuller	1	16	16.0	16	0
Farasopoulos	1	14	14.0	14	0
Federspiel	1	9	9.0	9	0
J. Moore	1	0	0.0	0	0
<b>Saints</b>	<b>16</b>	<b>179</b>	<b>11.2</b>	<b>28</b>	<b>1</b>
<b>Opponents</b>	<b>21</b>	<b>258</b>	<b>12.3</b>	<b>39</b>	<b>2</b>

PUNTING	No	Yds	Avg	Net	TB	LG	TD
Blanchard	88	3704	42.1	30.4	7	71	0
Gibbs	3	99	33.0	28.3	0	35	0
<b>Saints</b>	<b>91</b>	<b>3803</b>	<b>41.8</b>	<b>30.3</b>	<b>7</b>	<b>71</b>	<b>0</b>
<b>Opponents</b>	<b>77</b>	<b>3274</b>	<b>42.5</b>	<b>35.3</b>	<b>7</b>	<b>67</b>	<b>0</b>

PUNT RET	Ret	FC	Yds	Avg	LG	TD
Stevens	37	7	376	10.2	40	0
Farasopoulos	3	0	36	12.0	18	0
Jackson	2	0	3	1.5	3	0
McNeill	1	0	0	0.0	0	0
<b>Saints</b>	<b>43</b>	<b>7</b>	<b>415</b>	<b>9.7</b>	<b>40</b>	<b>0</b>
<b>Opponents</b>	<b>59</b>	<b>1</b>	<b>906</b>	<b>15.4</b>	<b>72t</b>	<b>2</b>

KICKOFF RET	No	Yds	Avg	LG	TD
Stevens	33	749	22.7	41	0
Phillips	7	124	17.7	27	0
Coleman	2	13	6.5	9	0
Federspiel	2	20	10.0	12	0
Middleton	2	18	9.0	11	0
Butler	1	12	12.0	12	0
Davis	1	14	14.0	14	0
Jackson	1	27	27.0	27	0
Kingree	1	22	22.0	22	0
Lawson	1	20	20.0	20	0
Schmidt	1	23	23.0	23	0
Spencer	1	-2	-2.0	-2	0
<b>Saints</b>	<b>53</b>	<b>1040</b>	<b>19.6</b>	<b>41</b>	<b>0</b>
<b>Opponents</b>	<b>40</b>	<b>894</b>	<b>22.4</b>	<b>52</b>	<b>0</b>

FIELD GOALS	1-19	20-29	30-39	40-49	50+
McClard	0/0	4/6	2/4	1/4	2/2
<b>Saints</b>	<b>0/0</b>	<b>4/6</b>	<b>2/4</b>	<b>1/4</b>	<b>2/2</b>
<b>Opponents</b>	<b>2/2</b>	<b>3/6</b>	<b>4/6</b>	<b>1/3</b>	<b>0/0</b>

McClard: (23G, 31G) ( ) ( ) (23N, 21G) (52G, 38N, 46N) (33B, 41G, 31G) ( ) (28N, 42N) ( ) (28G, 51G) ( ) (44N, 27G) ( ) ( )

Opponents: (19G, 24N) (30G) (21G, 27G) (30G) (24N) (47G) (28N, 18G) (37G, 40N, 36G) ( ) (36N) (49N) (25G) (35N) ( )

1974 NFC WEST STANDINGS  
Saints Finish: 3rd place

	W	L	T	Pct.
Los Angeles	10	4	0	.714
San Francisco	6	8	0	.429
<b>New Orleans</b>	<b>5</b>	<b>9</b>	<b>0</b>	<b>.357</b>
Atlanta	3	11	0	.214

PASSING	Att	Cmp	Yds	Cmp%	Yds/Att	TD	TD%	Int	Int%	Long	Sk/Yds	Rating
Manning	261	131	1429	51.3	5.48	6	2.3	16	6.1	79t	26/172	49.8
Scott	71	31	366	43.7	5.15	4	5.6	4	5.6	36t	6/62	55.3
Cipa	55	20	242	36.4	4.40	0	0.0	0	0.0	30	4/36	50.7
McClard	1	0	0	0.0	0.00	0	0.0	1	100.0	0	0/0	0.0
Parker	1	0	0	0.0	0.00	0	0.0	0	0.0	0	1/6	39.6
<b>Saints</b>	<b>389</b>	<b>185</b>	<b>2037</b>	<b>47.6</b>	<b>5.24</b>	<b>10</b>	<b>2.6</b>	<b>21</b>	<b>5.4</b>	<b>79t</b>	<b>37/276</b>	<b>49.6</b>
<b>Opponents</b>	<b>369</b>	<b>193</b>	<b>2330</b>	<b>52.3</b>	<b>6.31</b>	<b>17</b>	<b>4.6</b>	<b>16</b>	<b>4.3</b>	<b>57</b>	<b>37/291</b>	<b>69.3</b>



408 NEW ORLEANS SAINTS MEDIA GUIDE 2010

# 1977SAINTSSTATISTICS

**RECORD:3-11**

**FINISH:4th-NFC WEST**

Date	W/L	Score	Opponent	Attendance
9/18	L	20-24	Green Bay	56,250
9/25	L	19-23	at Detroit	51,548
10/2	W	42-24	at Chicago	51,488
10/9	L	0-14	San Diego	53,942
10/16	L	7-14	at Los Angeles	46,045
10/23	L	7-28	at St. Louis	48,417
10/30	W	27-26	Los Angeles	59,023
11/6	L	7-28	at Philadelphia	53,482
11/13	Lot	7-10	San Francisco	41,564
11/20	W	21-20	Atlanta	43,135
11/27	L	17-20	at San Francisco	33,702
12/4	L	13-16	New York Jets	40,464
12/11	L	14-33	Tampa Bay	40,124
12/18	L	7-35	at Atlanta	36,895

SCORING	TD	Ru	Pa	Rt	PAT	FG	S	TP
Childs	9	0	9	0		0	54	
Szaro	0	0	0	0	29/31	5/12	0	44
Muncie	7	6	1	0		0	42	
Manning	5	5	0	0		0	30	
Galbreath	3	3	0	0		0	18	
Chapman	1	0	0	1		0	6	
Gilliam	1	0	1	0		0	6	
Grooms	1	0	1	0		0	6	
Merlo	1	0	0	1		0	6	
Myers	1	0	0	1		0	6	
Pollard	1	0	0	1		0	6	
Thaxton	1	0	1	0		0	6	
<b>Saints</b>	<b>31</b>	<b>14</b>	<b>13</b>	<b>4</b>	<b>29/31</b>	<b>5/12</b>	<b>1232</b>	
<b>Opponents</b>	<b>42</b>	<b>21</b>	<b>15</b>	<b>6</b>	<b>39/41</b>	<b>15/24</b>	<b>0336</b>	

SACKS: Saints 27.0, Opp. 46.0

INTERCEPTIONS	No	Yds	Avg	LG	TD
Crist	4	6	1.5	6	0
Merlo	1	57	57.0	57	1
Chapman	1	16	16.0	16	0
Hughes	1	2	2.0	2	0
Myers	1	2	2.0	2	0
Jackson	1	0	0.0	0	0
Marsalis	1	0	0.0	0	0
<b>Saints</b>	<b>10</b>	<b>83</b>	<b>8.3</b>	<b>57</b>	<b>1</b>
<b>Opponents</b>	<b>21</b>	<b>392</b>	<b>18.7</b>	<b>72</b>	<b>4</b>

PUNTING	No	Yds	Avg	Net	TB	IG	LG	B
Blanchard	82	3474	42.4	31.5	11	11	66	2
Scott	3	95	31.7	31.7	0	0	34	0
<b>Saints</b>	<b>87</b>	<b>3569</b>	<b>41.0</b>	<b>31.6</b>	<b>11</b>	<b>11</b>	<b>66</b>	<b>2</b>
<b>Opponents</b>	<b>75</b>	<b>2909</b>	<b>38.8</b>	<b>32.9</b>	<b>8</b>	<b>15</b>	<b>54</b>	<b>1</b>

TEAM STATISTICS	N.O.	OPP.
<b>TOTAL FIRST DOWNS</b>	<b>223</b>	<b>272</b>
Rushing	115	153
Passing	96	103
Penalty	12	16
3rd Down: Made/Att.	71/201	89/215
3rd Down: Pct.	35.3	41.4
4th Down: Made/Att.	0/0	0/0
4th Down: Pct.	0.0	0.0
<b>POSSESSION AVG.</b>	<b>27:33</b>	<b>32:27</b>
<b>TOTAL NET YARDS</b>	<b>3597</b>	<b>4622</b>
Avg. Per Game	256.9	330.1
Total Plays	851	940
Avg. Per Play	4.2	4.9
<b>NET YARDS RUSHING</b>	<b>2024</b>	<b>2729</b>
Avg. Per Game	144.6	194.9
Total Rushes	484	623
<b>NET YARDS PASSING</b>	<b>1573</b>	<b>1893</b>
Avg. Per Game	112.4	135.2
Sacked/Yards Lost	46/360	27/234
Gross Yards	1933	2127
Att./Completions	321/166290/154	
Completion Pct.	51.7	53.1
Had Intercepted	21	10
<b>PUNTS/AVERAGE</b>	<b>87/41.075/38.8</b>	
<b>NET PUNTING AVG.</b>	<b>87/31.675/32.9</b>	
<b>PENALTIES/YARDS</b>	<b>86/794104/972</b>	
<b>FUMBLES/BALL LOST</b>	<b>20/11</b>	<b>29/15</b>
<b>TOUCHDOWNS</b>	<b>31</b>	<b>42</b>
Rushing	14	21
Passing	13	15
Returns	4	6

Score by Periods	1	2	3	4	OT	TOT
Saints	20	105	38	69	0	232
Opponents	69	111	62	91	3	336

RUSHING	No	Yds	Avg	LG	TD
Muncie	201	811	4.0	36	6
Galbreath	168	644	3.8	26	3
Strachan	55	271	4.9	18	0
Manning	39	270	6.9	27	5
Douglass	2	23	11.5	20	0
Kim Jones	8	23	2.9	8	0
Scott	4	11	2.8	9	0
Thaxton	1	-3	-3.0	-3	0
Boykin	5	-9	-1.8	4	0
Herrmann	1	-17	-17.0	-17	0
<b>Saints</b>	<b>484</b>	<b>2024</b>	<b>4.2</b>	<b>36</b>	<b>14</b>
<b>Opponents</b>	<b>623</b>	<b>2729</b>	<b>4.4</b>	<b>80</b>	<b>21</b>

RECEIVING	No	Yds	Avg	LG	TD
Galbreath	41	265	6.5	30	0
Childs	33	518	15.7	59	9
Herrmann	32	408	12.8	39	0
Muncie	21	248	11.8	35	1
Thaxton	14	211	15.1	41	1
Gilliam	11	133	12.1	23	1
Mauri	4	71	17.8	23	0
Strachan	3	26	8.7	10	0
Boykin	3	21	7.0	9	0
Burton	1	13	13.0	13	0
Kim Jones	1	9	9.0	9	0
Parker	1	7	7.0	7	0
Grooms	1	3	3.0	3	1
<b>Saints</b>	<b>166</b>	<b>1933</b>	<b>11.6</b>	<b>59</b>	<b>13</b>
<b>Opponents</b>	<b>154</b>	<b>2127</b>	<b>13.8</b>	<b>58</b>	<b>15</b>

PUNT RET	Ret	FC	Yds	Avg	LG	TD
Mauri	37	10	281	7.6	33	0
<b>Saints</b>	<b>37</b>	<b>10</b>	<b>281</b>	<b>7.6</b>	<b>33</b>	<b>0</b>
<b>Opponents</b>	<b>51</b>	<b>9</b>	<b>604</b>	<b>11.8</b>	<b>88</b>	<b>2</b>

KICKOFF RET	No	Yds	Avg	LG	TD
Mauri	27	609	22.6	38	0
Chapman	15	385	25.7	92	1
Willis	8	148	18.5	27	0
Boykin	5	76	15.2	24	0
Campbell	2	33	16.5	20	0
Kim Jones	2	23	11.5	13	0
Kingree	2	21	10.5	21	0
Muncie	1	19	19.0	19	0
Jimmy Stewart	1	33	33.0	33	0
Thaxton	0	8	---	8	0
<b>Saints</b>	<b>63</b>	<b>1355</b>	<b>21.5</b>	<b>92</b>	<b>1</b>
<b>Opponents</b>	<b>45</b>	<b>1075</b>	<b>23.9</b>	<b>60</b>	<b>0</b>

FIELD GOALS	1-19	20-29	30-39	40-49	50+
Szaro	0/0	3/4	2/3	0/2	0/3
<b>Saints</b>	<b>0/0</b>	<b>3/4</b>	<b>2/3</b>	<b>0/2</b>	<b>0/3</b>
<b>Opponents</b>	<b>1/2</b>	<b>5/7</b>	<b>3/6</b>	<b>6/6</b>	<b>0/3</b>

Szaro: ( ) (26G) (52N) ( ) (44N) (51N, 22G)  
 (23G, 50N, 42N, 31G) ( ) (30N) ( ) (30G) ( ) ( ) (29N)  
 Opponents: (19G) (37N, 43G) (21G) ( ) (29N) (30N) (36G, 27G, 52N) ( ) (24N, 50N, 33G) (31G, 40G) (40G, 51N, 42G) (19N, 48G, 29G, 27G) (33N, 40G, 25G) ( )

## 1977 NFC WEST STANDINGS

Saints Finish: 4th place	W	L	T	Pct.
Los Angeles	10	4	0	.714
Atlanta	7	7	0	.500
San Francisco	5	9	0	.357
New Orleans	3	11	0	.214

PASSING	Att	Cmp	Yds	Cmp%	Yds/Att	TD	TD%	Int	Int%	Sk/Yds	Rating
Manning	205	113	1284	55.1	6.26	8	3.9	9	4.4	59t	36/288
Scott	82	36	516	43.9	6.29	3	3.7	8	9.8	53t	5/43
Douglass	31	16	130	51.6	4.19	1	3.2	3	9.7	31	5/29
Blanchard	3	1	3	33.3	1.00	1	33.3	1	33.3	3t	0/0
<b>Saints</b>	<b>321</b>	<b>166</b>	<b>1933</b>	<b>51.7</b>	<b>6.02</b>	<b>13</b>	<b>4.0</b>	<b>21</b>	<b>6.5</b>	<b>59t</b>	<b>46/360</b>
<b>Opponents</b>	<b>290</b>	<b>154</b>	<b>2127</b>	<b>53.1</b>	<b>7.33</b>	<b>15</b>	<b>5.2</b>	<b>10</b>	<b>3.4</b>	<b>58</b>	<b>27/234</b>





## HISTORY



# 1981 SAINTS STATISTICS

**RECORD: 4-12**

**FINISH: 4th-NFC WEST**

Date	W/L	Score	Opponent	Attendance
9/6	L	0-27	at Atlanta	57,006
9/13	W	23-17	Los Angeles	62,063
9/20	L	7-20	at New York Giants	69,814
9/27	L	14-21	at San Francisco	44,433
10/4	L	6-20	Pittsburgh	64,578
10/11	L	14-31	Philadelphia	52,728
10/18	L	17-20	at Cleveland	76,059
10/25	W	17-7	Cincinnati	46,336
11/1	L	10-41	Atlanta	63,637
11/8	W	21-13	at Los Angeles	61,068
11/15	L	10-20	at Minnesota	45,215
11/22	W	27-24	at Houston	49,581
11/29	L	14-31	Tampa Bay	62,209
12/6	L	3-30	at St. Louis	46,923
12/13	L	7-35	Green Bay	45,518
12/20	L	17-21	San Francisco	43,639

TEAM STATISTICS		N.O.	OPP.				
TOTAL FIRST DOWNS		280	303				
Rushing		126	127				
Passing		124	161				
Penalty		30	15				
3rd Down: Made/Att.		91/225	94/209				
3rd Down Pct.		40.4	45.0				
4th Down: Made/Att.		0/0	0/0				
4th Down Pct.		0.0	0.0				
POSSESSION AVG.		31:19	28:41				
TOTAL NET YARDS		4705	5253				
Avg. Per Game		294.1	328.3				
Total Plays		1028	1002				
Avg. Per Play		4.6	5.2				
NET YARDS RUSHING		2286	1916				
Avg. Per Game		142.9	119.8				
Total Rushes		546	504				
NET YARDS PASSING		2419	3337				
Avg. Per Game		151.2	208.6				
Sacked/Yards Lost		41/359	27/241				
Gross Yards		2778	3578				
Att./Completions		441/238	471/287				
Completion Pct.		54.0	60.9				
Had Intercepted		27	17				
PUNTS/AVERAGE		66/40.569	44/41.1				
NET PUNTING AVG.		66/34.469	35/36.6				
PENALTIES/YARDS		109/909					
118/1089							
FUMBLES/BALL LOST		40/20	31/17				
TOUCHDOWNS		24	46				
Rushing		16	17				
Passing		8	26				
Returns		0	3				
Score by Periods		1	2	3	4	OT	TOT
Saints		51	57	44	55	0	207
Opponents		79	117	72	110	0	378

SCORING	TD	Ru	Pa	Rt	PAT	FG	S	TP
G. Rogers	13	13	0	0	0	0	78	
Ricardo	0	0	0	0	24/24	13/25	0	63
W. Wilson	5	1	4	0	0	0	30	
Holmes	2	2	0	0	0	0	12	
Chandler	1	0	1	0	0	0	6	
Groth	1	0	1	0	0	0	6	
Hardy	1	0	1	0	0	0	6	
Merkens	1	0	1	0	0	0	6	
<b>Saints</b>	<b>24</b>	<b>16</b>	<b>8</b>	<b>0</b>	<b>24/24</b>	<b>13/25</b>	<b>0</b>	<b>207</b>
<b>Opponents</b>	<b>46</b>	<b>17</b>	<b>26</b>	<b>3</b>	<b>44/44</b>	<b>19/25</b>	<b>0</b>	<b>378</b>
<b>SACKS: Saints 27.0, Opp. 41.0</b>								

RUSHING	No	Yds	Avg	LG	TD
G. Rogers	378	1674	4.4	79t	13
Holmes	58	194	3.3	11	2
Tyler	36	183	5.1	42	0
W. Wilson	44	137	3.1	13	1
J. Rogers	9	37	4.1	15	0
Manning	2	28	14.0	15	0
Groth	2	27	13.5	28	0
Erxleben	2	10	5.0	26	0
Stauch	2	6	3.0	5	0
D. Wilson	5	1	0.2	9	0
Merkens	2	-1	-0.5	2	0
Caster	1	-3	-3.0	-3	0
Myers	2	-3	-1.5	6	0
Scott	3	-4	-1.3	-1	0
<b>Saints</b>	<b>546</b>	<b>2286</b>	<b>4.2</b>	<b>79t</b>	<b>16</b>
<b>Opponents</b>	<b>504</b>	<b>1916</b>	<b>3.8</b>	<b>44t</b>	<b>17</b>

RECEIVING	No	Yds	Avg	LG	TD
Holmes	38	206	5.4	19	0
W. Wilson	31	384	12.4	55	4
Merkens	29	458	15.8	50	1
Hardy	23	275	12.0	27	1
Tyler	23	135	5.9	18	1
Groth	20	380	19.0	54	1
Chandler	17	285	16.8	39	1
G. Rogers	16	126	7.9	25	0
Thompson	6	81	13.5	25	0
Martini	8	72	9.0	15	0
Brenner	7	143	20.4	34	0
Caster	7	108	15.4	31	0
B. Williams	5	50	10.0	13	0
Ik. Harris	2	33	16.5	20	0
Banks	2	18	9.0	12	0
J. Rogers	2	12	6.0	9	0
Stauch	1	7	7.0	7	0
Lafary	1	5	5.0	5	0
<b>Saints</b>	<b>238</b>	<b>2778</b>	<b>11.7</b>	<b>55</b>	<b>8</b>
<b>Opponents</b>	<b>287</b>	<b>3578</b>	<b>12.5</b>	<b>60t</b>	<b>26</b>

INTERCEPTIONS	No	Yds	Avg	LG	TD
Waymer	4	54	13.5	31	0
Wattelet	3	16	5.3	16	0
Myers	2	70	35.0	54	0
Ray	1	33	33.0	33	0
Nairne	1	18	18.0	18	0
Kovach	1	13	13.0	13	0
Redd	1	7	7.0	7	0
Bordelon	1	3	3.0	3	0
Gary	1	0	0.0	0	0
Poe	1	0	0.0	0	0
Spivey	1	0	0.0	0	0
<b>Saints</b>	<b>17</b>	<b>214</b>	<b>12.6</b>	<b>54</b>	<b>0</b>
<b>Opponents</b>	<b>27</b>	<b>479</b>	<b>17.7</b>	<b>53</b>	<b>1</b>

PUNTING	No	Yds	Avg	Net	TB	IG	B
Erxleben	66	2672	40.5	34.4	6	11	60
<b>Saints</b>	<b>66</b>	<b>2672</b>	<b>40.5</b>	<b>34.4</b>	<b>6</b>	<b>11</b>	<b>60</b>
<b>Opponents</b>	<b>69</b>	<b>3045</b>	<b>44.1</b>	<b>35.6</b>	<b>8</b>	<b>11</b>	<b>61</b>

PUNT RET	Ret	FC	Yds	Avg	LG	TD
Groth	37	6	436	11.8	36	0
Banks	2	0	0	0.0	0	0
Merkens	1	1	-12	-12.0	-12	0
Poe	1	0	2	2.0	2	0
<b>Saints</b>	<b>41</b>	<b>7</b>	<b>426</b>	<b>10.4</b>	<b>36</b>	<b>0</b>
<b>Opponents</b>	<b>36</b>	<b>13</b>	<b>282</b>	<b>7.8</b>	<b>52</b>	<b>0</b>

KICKOFF RET	No	Yds	Avg	LG	TD
W. Wilson	31	722	23.3	57	0
J. Rogers	28	621	22.2	44	0
Groth	3	50	16.7	21	0
Stauch	3	65	21.7	29	0
Brook	2	18	9.0	12	0
Merkens	2	38	19.0	20	0
Banks	1	9	9.0	9	0
<b>Saints</b>	<b>70</b>	<b>1523</b>	<b>21.8</b>	<b>57</b>	<b>0</b>
<b>Opponents</b>	<b>50</b>	<b>966</b>	<b>19.3</b>	<b>40</b>	<b>0</b>

**Opponents:** (37N) (40G) (52N, 20G, 55G, 46N  
56N) ( ) (25G, 43G) (22G, 38N, 49N) (34G,  
19G) ( ) (25G, 22G) (44G, 24G) (35G, 19G)  
(49G) (51G) (41G, 31G, 24G) ( ) ( )

1981 NFC WEST STANDINGS				
Saints Finish: 4th place				
	W	L	T	Pct.
San Francisco	13	3	0	.813
Atlanta	7	9	0	.438
Los Angeles	6	10	0	.375
New Orleans	4	12	0	.250

PASSING	Att	Cmp	Yds	Cmp%	Yds/Att	TD	TD%	Int	Int%	Long	Sk/Yds	Rating
Manning	232	134	1447	57.8	6.24	5	2.2	11	4.7	55	21/164	63.6
D. Wilson	159	82	1058	51.6	6.65	1	0.6	11	6.9	50	12/121	46.1
Scott	46	20	245	43.5	5.33	1	2.2	5	10.9	31	7/72	28.2
Merkens	2	1	20	50.0	10.00	0	0.0	0	0.0	20	1/2	85.4
Myers	2	1	8	50.0	4.00	1	50.0	0	0.0	8t	0/0	100.0
<b>Saints</b>	<b>441</b>	<b>238</b>	<b>2778</b>	<b>54.0</b>	<b>6.30</b>	<b>8</b>	<b>1.8</b>	<b>27</b>	<b>6.1</b>	<b>55</b>	<b>41/359</b>	<b>53.8</b>
<b>Opponents</b>	<b>471</b>	<b>287</b>	<b>3578</b>	<b>60.9</b>	<b>7.60</b>	<b>26</b>	<b>5.5</b>	<b>17</b>	<b>3.6</b>	<b>60t</b>	<b>27/241</b>	<b>87.9</b>

# 1982 SAINTS STATISTICS

RECORD: 4-5

FINISH: 2nd-NFC WEST

Date	W/L	Score	Opponent	Attendance
9/12	L	7-21	St. Louis	58,673
9/19	W	10-0	at Chicago	56,600
11/21	W	27-17	Kansas City	39,341
11/28	W	23-20	at San Francisco	51,611
12/5	L	10-13	Tampa Bay	61,709
12/12	L	0-35	at Atlanta	39,535
12/19	L	7-21	at Dallas	64,506
12/26	L	10-27	Washington	48,667
1/2	W	35-6	Atlanta	47,336

TEAM STATISTICS	N.O.	OPP.
<b>TOTAL FIRST DOWNS</b>	<b>173</b>	<b>151</b>
Rushing	79	58
Passing	76	81
Penalty	18	12
3rd Down: Made/Att.	48/128	36/103
3rd Down Pct.	37.5	35.0
4th Down: Made/Att.	6/11	3/3
4th Down Pct.	54.5	100.0

<b>POSSIBLE AVG.</b>	<b>32:07</b>	<b>27:53</b>
<b>TOTAL NET YARDS</b>	<b>2655</b>	<b>2607</b>
Avg. Per Game	295.0	289.7
Total Plays	602	531
Avg. Per Play	4.4	4.9

<b>NET YARDS RUSHING</b>	<b>1257</b>	<b>974</b>
Avg. Per Game	139.7	108.2
Total Rushes	331	255

<b>NET YARDS PASSING</b>	<b>1398</b>	<b>1633</b>
Avg. Per Game	155.3	181.4
Sacked/Yards Lost	23/173	31/231
Gross Yards	1571	1864
Att./Completions	248/137	245/140
Completion Pct.	55.2	60.8
Had Intercepted	14	9

<b>PUNTS/AVERAGE</b>	<b>46/43.051/41.1</b>
<b>NET PUNTING AVG.</b>	<b>46/35.251/36.7</b>
<b>PENALTIES/YARDS</b>	<b>63/514 52/459</b>

<b>FUMBLES/BALL LOST</b>	<b>17/10</b>	<b>23/13</b>
<b>TOUCHDOWNS</b>	<b>16</b>	<b>19</b>
Rushing	14	8
Passing	8	11
Returns	0	0

Score by Periods	1	2	3	4	OT	TOT
Saints	31	27	26	45	0	129
Opponents	14	64	34	48	0	160

SCORING	TD	Ru	Pa	Rt	PAT	FG	S	TP
Wilson	5	3	2	0	0	0	0	30
Fritsch	0	0	0	0	8/9	4/7	0	20
G. Rogers	3	3	0	0	0	0	0	18
Andersen	0	0	0	0	6/6	2/5	0	12
Duckett	2	2	2	0	0	0	0	12
J. Rogers	2	2	0	0	0	0	0	12
Groth	1	0	1	0	0	0	0	6
Hardy	1	0	1	0	0	0	0	6
Hurley	1	0	1	0	0	0	0	6
Thompson	1	0	1	0	0	0	0	6
Erxleben	0	0	0	0	1/1	0/1	0	1
<b>Saints</b>	<b>16</b>	<b>8</b>	<b>8</b>	<b>0</b>	<b>15/16</b>	<b>6/13</b>	<b>0</b>	<b>129</b>
<b>Opponents</b>	<b>19</b>	<b>8</b>	<b>11</b>	<b>0</b>	<b>19/19</b>	<b>9/12</b>	<b>0</b>	<b>160</b>

**SACKS:** B. Clark 5.5, Jackson 4.5, Moore 4.0, Gary 3.0, Re. Lewis 3.0, Paul 3.0, Kovach 2.5, Wilks 2.0, Bordelon 1.0, Nairne 1.0, Warren 1.0, Winston 0.5, **Saints 31.0, Opp. 23.0**

RUSHING	No	Yds	Avg	LG	TD
G. Rogers	122	535	4.4	38	3
Wilson	103	413	4.0	20	3
J. Rogers	60	178	3.0	32	2
Gajan	19	77	4.1	12	0
Merkens	9	30	3.3	19	0
Tyler	10	21	2.1	11	0
Holmes	2	8	4.0	5	0
Thompson	1	2	2.0	2	0
Groth	1	1	1.0	1	0
L. Scott	1	-4	-4.0	-4	0
Stabler	3	-4	-1.3	0	0
<b>Saints</b>	<b>331</b>	<b>1257</b>	<b>3.8</b>	<b>38</b>	<b>8</b>
<b>Opponents</b>	<b>255</b>	<b>974</b>	<b>3.8</b>	<b>40</b>	<b>8</b>

RECEIVING	No	Yds	Avg	LG	TD
Groth	30	383	12.8	39	1
Wilson	25	175	7.0	34	2
L. Scott	17	251	14.8	36	0
Brenner	16	171	10.7	25	0
Duckett	12	196	16.3	31	2
Thompson	8	138	17.3	48	1
Hardy	8	67	8.4	31	1
Mauti	4	70	17.5	37	0
Tyler	4	31	7.8	12	0
G. Rogers	4	21	5.3	10	0
J. Rogers	4	17	4.3	6	0
Gajan	3	10	3.3	9	0
Hurley	1	39	39.0	39	1
Holmes	1	2	2.0	2	0
<b>Saints</b>	<b>137</b>	<b>1571</b>	<b>11.5</b>	<b>48</b>	<b>8</b>
<b>Opponents</b>	<b>149</b>	<b>1864</b>	<b>12.5</b>	<b>58</b>	<b>11</b>

INTERCEPTIONS	No	Yds	Avg	LG	TD
Gary	2	25	12.5	19	0
Winston	2	-2	-1.0	0	0
Jackson	1	32	32.0	32	0
Hurley	1	26	26.0	26	0
Paul	1	14	14.0	14	0
Ro. Lewis	1	12	12.0	12	0
Nairne	1	1	1.0	1	0
<b>Saints</b>	<b>9</b>	<b>108</b>	<b>12.0</b>	<b>32</b>	<b>0</b>
<b>Opponents</b>	<b>14</b>	<b>79</b>	<b>5.6</b>	<b>35</b>	<b>0</b>

PUNTING	No	Yds	Avg	Net	TB	I20	LG	B
Erxleben	46	1976	43.0	35.2	6	6	60	0
<b>Saints</b>	<b>46</b>	<b>1976</b>	<b>43.0</b>	<b>35.2</b>	<b>6</b>	<b>6</b>	<b>60</b>	<b>0</b>
<b>Opponents</b>	<b>51</b>	<b>2094</b>	<b>41.1</b>	<b>36.7</b>	<b>4</b>	<b>11</b>	<b>59</b>	<b>0</b>

PUNT RET	Ret	FC	Yds	Avg	LG	TD
Groth	21	13	144	6.9	18	0
<b>Saints</b>	<b>21</b>	<b>13</b>	<b>144</b>	<b>6.9</b>	<b>18</b>	<b>0</b>
<b>Opponents</b>	<b>29</b>	<b>4</b>	<b>239</b>	<b>8.2</b>	<b>19</b>	<b>0</b>

KICKOFF RET	No	Yds	Avg	LG	TD
Thompson	10	211	21.1	35	0
Wilson	7	192	27.4	75	0
Mauti	5	93	18.6	22	0
Duckett	2	39	19.5	25	0
Gajan	1	18	18.0	18	0
J. Rogers	1	24	24.0	24	0
<b>Saints</b>	<b>26</b>	<b>577</b>	<b>22.2</b>	<b>75</b>	<b>0</b>
<b>Opponents</b>	<b>20</b>	<b>388</b>	<b>19.4</b>	<b>30</b>	<b>0</b>

FIELD GOALS	1-19	20-29	30-39	40-49	50+
Fritsch	1/1	1/2	0/1	2/3	0/0
Andersen	0/0	0/0	1/1	1/3	0/1
Erxleben	0/0	0/1	0/0	0/0	0/0
<b>Saints</b>	<b>1/1</b>	<b>1/3</b>	<b>1/2</b>	<b>3/6</b>	<b>0/1</b>
<b>Opponents</b>	<b>0/0</b>	<b>2/2</b>	<b>2/3</b>	<b>4/4</b>	<b>1/3</b>

**Fritsch:** ( ) (40G) (19G, 42G) (27G) (33N) ( ) (29B, 40N) ( ) ( )

**Andersen:** ( ) ( ) ( ) ( ) (45G, 60N) ( ) (43N) (36G) (42N)

**Erxleben:** (25N) ( ) ( ) ( ) ( ) ( ) ( ) ( ) ( )

**Team:** (25N) (40G) (19G, 42G) (27G) (33N, 45G, 60N) ( ) (29B, 40N, 43N) (36G) (42N)

**Opponents:** ( ) (52N) (58N, 35G) (40G, 45G) (29G, 50G) (34N) ( ) (36G, 45G) (40G, 29G)

## 1982 NFC WEST STANDINGS

Saints Finish: 2nd place	W	L	T	Pct.
Atlanta	5	4	0	.556
<b>New Orleans</b>	<b>4</b>	<b>5</b>	<b>0</b>	<b>.444</b>
San Francisco	3	6	0	.333
L.A. Rams	2	7	0	.222

PASSING	Ath	Cmp	Yds	Cmp%	Yds/Ath	TD	TD%	Int	Int%	Long	Sk/Yds	Rating
Stabler	189	117	1343	61.9	7.11	6	3.2	10	5.3	48	13/106	71.8
Merkens	49	18	186	36.7	3.80	1	2.0	2	4.1	37	8/49	38.3
Manning	7	1	3	14.3	0.43	0	0.0	2	28.6	3	2/18	0.0
Erxleben	2	1	39	50.0	19.50	1	50.0	0	0.0	39	0/0	135.4
Holmes	1	0	0	0.0	0.00	0	0.0	0	0.0	0	0/0	39.6
<b>Saints</b>	<b>248</b>	<b>137</b>	<b>1571</b>	<b>55.2</b>	<b>6.33</b>	<b>8</b>	<b>3.2</b>	<b>14</b>	<b>5.6</b>	<b>48</b>	<b>23/173</b>	<b>61.7</b>
<b>Opponents</b>	<b>245</b>	<b>149</b>	<b>1864</b>	<b>60.8</b>	<b>7.61</b>	<b>11</b>	<b>4.5</b>	<b>9</b>	<b>3.7</b>	<b>58</b>	<b>31/231</b>	<b>84.1</b>

# 1983 SAINTS STATISTICS

RECORD: 8-8

FINISH: 3rd-NFC WEST

Date	W/L	Score	Opponent	Attendance
9/4	W	28-17	St. Louis	60,430
9/11	L	27-30	at L.A. Rams	45,572
9/18	Wot	34-31	Chicago	64,692
9/25	L	20-21	at Dallas	62,136
10/2	W	17-7	Miami	66,489
10/9	W	19-17	at Atlanta	51,654
10/16	L	13-32	San Francisco	68,154
10/23	W	24-21	at Tampa Bay	68,606
10/30	L	21-27	at Buffalo	49,413
11/6	W	27-10	Atlanta	67,062
11/13	L	0-27	at San Francisco	40,022
11/21	L	28-31	New York Jets	68,606
11/27	W	17-16	Minnesota	59,502
12/4	L	0-7	at New England	24,579
12/11	Wot	20-17	at Philadelphia	45,182
12/18	L	24-26	L.A. Rams	70,148

TEAM STATISTICS	N.O.	OPP.
<b>TOTAL FIRST DOWNS</b>	<b>286</b>	<b>289</b>
Rushing	135	108
Passing	136	159
Penalty	15	22
3rd Down: Made/Att.	89/226	87/225
3rd Down Pct.	39.4	38.7
4th Down: Made/Att.	13/17	2/6
4th Down Pct.	76.5	33.3
<b>POSSESSION AVG.</b>	<b>30:24</b>	<b>29:36</b>
<b>TOTAL NET YARDS</b>	<b>4938</b>	<b>4691</b>
Avg. Per Game	308.6	293.2
Total Plays	1055	1024
Avg. Per Play	4.7	4.6
<b>NET YARDS RUSHING</b>	<b>2461</b>	<b>2000</b>
Avg. Per Game	153.8	125.0
Total Rushes	595	472
<b>NET YARDS PASSING</b>	<b>2477</b>	<b>2691</b>
Avg. Per Game	154.8	168.2
Sacked/Yards Lost	35/305	56/437
Gross Yards	2782	3128
Att./Completions	425/243	496/271
Completion Pct.	57.2	54.6
Had Intercepted	25	23
<b>PUNTS/AVERAGE</b>	<b>78/40.7</b>	<b>83/41.8</b>
<b>NET PUNTING AVG.</b>	<b>78/30.8</b>	<b>83/37.1</b>
<b>PENALTIES/YARDS</b>	<b>91/802</b>	<b>96/814</b>
<b>FUMBLES/BALL LOST</b>	<b>37/22</b>	<b>33/16</b>
<b>TOUCHDOWNS</b>	<b>38</b>	<b>39</b>
Rushing	19	11
Passing	14	20
Returns	5	8

Score by Periods	1	2	3	4	OT	TOT
Saints	41	81	103	88	6	319
Opponents	74	86	61	116	0	337

SCORING	TD	Ru	Pa	Rt	PAT	FG	S	TP
Andersen	0	0	0	0	37/38	18/24	0	91
W. Wilson	11	9	2	0	0	0	66	Gary
G. Rogers	5	5	0	0	0	0	30	Winston
Gajan	4	4	0	0	0	0	24	Johnson
Brenner	3	0	3	0	0	0	18	Wattlett
Young	3	0	3	0	0	0	18	Paul
Duckett	2	0	2	0	0	0	12	Re. Lewis
Goodlow	2	0	2	0	0	0	12	Stemrick
K. Clark	1	0	0	1	0	0	6	Warren
Groth	1	0	0	1	0	0	6	Jackson
Johnson	1	0	0	1	0	0	6	Saints
Korte	1	0	0	1	0	0	6	Opponents
Re. Lewis	1	0	0	1	0	0	6	
Poe	1	0	0	1	0	0	6	
Tice	1	0	0	1	0	0	6	
D. Wilson	1	0	0	0	0	0	6	
<b>Saints</b>	<b>38</b>	<b>19</b>	<b>14</b>	<b>5</b>	<b>37/38</b>	<b>18/24</b>	<b>0</b>	<b>9319</b>
<b>Opponents</b>	<b>39</b>	<b>11</b>	<b>20</b>	<b>8</b>	<b>37/39</b>	<b>20/34</b>	<b>0</b>	<b>9337</b>

**SACKS:** Jackson 12.0, Wilks 8.0, Re. Lewis 6.5, Moore 6.0, Elliott 5.5, Paul 5.5, B. Clark 4.5, Kovach 3.0, Nairne 2.0, Warren 2.0, Winston 1.0, **Saints 56.0, Opp. 35.0**

RUSHING	No	Yds	Avg	LG	TD
G. Rogers	256	1144	4.5	76t	5
W. Wilson	199	787	4.0	29	0
Gajan	81	415	5.1	58	4
J. Rogers	26	80	3.1	13	0
T. Wilson	8	21	2.6	7	0
Austin	4	16	4.0	5	0
Merkens	1	16	16.0	16	0
Groth	1	15	15.0	15	0
Goodlow	1	3	3.0	3	0
D. Wilson	5	3	0.6	5	1
Erleben	2	-9	-4.5	1	0
Stabler	9	-14	-1.6	0	0
Duckett	2	-16	-8.0	2	0
<b>Saints</b>	<b>595</b>	<b>2461</b>	<b>4.1</b>	<b>76t</b>	<b>19</b>
<b>Opponents</b>	<b>472</b>	<b>2000</b>	<b>4.2</b>	<b>71</b>	<b>11</b>

RECEIVING	No	Yds	Avg	LG	TD
Groth	49	585	11.9	42	1
Brenner	41	574	14.0	38t	3
Goodlow	41	487	11.9	26	0
Scott	24	274	11.4	35	0
W. Wilson	20	178	8.9	24	2
Duckett	19	283	14.9	48	2
Gajan	17	130	7.6	26	0
G. Rogers	12	69	5.8	22	0
Young	7	85	12.1	32	3
Tice	7	33	4.7	12t	1
Mauti	2	30	15.0	23	0
Hardy	2	29	14.5	22	0
Austin	2	25	12.5	18	0
<b>Saints</b>	<b>243</b>	<b>2782</b>	<b>11.4</b>	<b>48</b>	<b>14</b>
<b>Opponents</b>	<b>271</b>	<b>3128</b>	<b>11.5</b>	<b>60</b>	<b>20</b>

INTERCEPTIONS	No	Yds	Avg	LG	TD
Poe	7	146	20.9	31t	1
Gary	3	70	23.3	26	0
Winston	3	21	7.0	15	0
Johnson	2	80	40.0	70t	1
Wattlett	2	33	16.5	24	0
Paul	2	3	1.5	3	0
Re. Lewis	1	27	27.0	27t	1
Stemrick	1	26	26.0	26	0
Warren	1	6	6.0	6	0
Jackson	1	0	0.0	0	0
<b>Saints</b>	<b>23</b>	<b>412</b>	<b>17.9</b>	<b>70t</b>	<b>3</b>
<b>Opponents</b>	<b>25</b>	<b>424</b>	<b>17.0</b>	<b>69t</b>	<b>5</b>

PUNTING	No	Yds	Avg	Net	TB	IG	LG	B
Erleben	74	3034	41.0	30.9	9	10	60	0
Merkens	4	144	36.0	30.5	1	0	45	0
<b>Saints</b>	<b>78</b>	<b>3178</b>	<b>40.7</b>	<b>30.8</b>	<b>10</b>	<b>60</b>	<b>0</b>	<b>0</b>
<b>Opponents</b>	<b>83</b>	<b>3473</b>	<b>41.8</b>	<b>37.1</b>	<b>6</b>	<b>22</b>	<b>70</b>	<b>0</b>

PUNT RET	Ret	FC	Yds	Avg	LG	TD
Groth	39	15	275	7.1	30	0
<b>Saints</b>	<b>39</b>	<b>15</b>	<b>275</b>	<b>7.1</b>	<b>30</b>	<b>0</b>
<b>Opponents</b>	<b>51</b>	<b>10</b>	<b>573</b>	<b>11.2</b>	<b>76t</b>	<b>2</b>

KICKOFF RET	No	Yds	Avg	LG	TD
Duckett	33	719	21.8	61	0
W. Wilson	9	239	26.6	52	0
Mauti	8	147	18.4	35	0
Austin	7	112	16.0	27	0
J. Rogers	7	103	14.7	25	0
Brock	1	15	15.0	15	0
Wattlett	1	4	4.0	4	0
<b>Saints</b>	<b>66</b>	<b>1339</b>	<b>20.3</b>	<b>61</b>	<b>0</b>
<b>Opponents</b>	<b>44</b>	<b>938</b>	<b>21.3</b>	<b>53</b>	<b>0</b>
<b>FIELD GOALS</b>	<b>1-19</b>	<b>20-29</b>	<b>30-39</b>	<b>40-49</b>	<b>50+</b>
Andersen	2/2	8/8	3/4	2/6	3/4
<b>Saints</b>	<b>2/2</b>	<b>8/8</b>	<b>3/4</b>	<b>2/6</b>	<b>3/4</b>
<b>Opponents</b>	<b>0/0</b>	<b>7/9</b>	<b>6/9</b>	<b>6/14</b>	<b>1/2</b>

Andersen: ( ) (27G, 46N, 30G) (21G, 41G) (46N, 19G, 42G, 44B) (32G) (23G, 27G, 19G, 35G) (28G, 26G) (50G) ( ) (41N) ( ) (51N) (25G) (35N) (52G, 50G) (20G)

Opponents: (24N, 47G, 38N) ( ) (27G) (41G, 34G) (45N) (44N, 49G) (23G, 32G, 47G, 52G, 24G, 23G) (43N, 39N) ( ) (49N, 43G) (50N, 23G, 25G) (37G) (31G, 27G, 32G, 47N) (37N, 48N, 24N) (23G, 48B, 42N) (42G)

## 1983 NFC WEST STANDINGS

Saints Finish: 3rd place				
	W	L	T	Pct.
San Francisco	10	6	0	.625
L.A. Rams	9	7	0	.563
<b>New Orleans</b>	<b>8</b>	<b>8</b>	<b>0</b>	<b>.500</b>
Atlanta	7	9	0	.438

PASSING	Att	Cmp	Yds	Cmp%	Yds/Att	TD	TD%	Int	Int%	Long	Sk/Yds	Rating
Stabler	311	176	1988	56.6	6.39	9	2.9	18	5.8	48	18/159	61.4
D. Wilson	112	66	770	58.9	6.88	5	4.5	7	6.3	42	17/146	68.7
Erleben	1	1	24	100.0	24.00	0	0.0	0	0.0	24	0/0	118.8
Gajan	1	0	0	0.0	0.00	0	0.0	0	0.0	0	0/0	39.6
<b>Saints</b>	<b>425</b>	<b>243</b>	<b>2782</b>	<b>57.2</b>	<b>6.55</b>	<b>14</b>	<b>3.3</b>	<b>25</b>	<b>5.9</b>	<b>48</b>	<b>35/305</b>	<b>63.5</b>
<b>Opponents</b>	<b>496</b>	<b>271</b>	<b>3128</b>	<b>54.6</b>	<b>6.31</b>	<b>20</b>	<b>4.0</b>	<b>23</b>	<b>4.6</b>	<b>60</b>	<b>56/437</b>	<b>68.0</b>



## 1984 SAINTS STATISTICS

RECORD: 7-9

FINISH: 3rd-NFC WEST

Date	W/L	Score	Opponent	Attendance
9/2	L	28-36	Atlanta	66,652
9/9	W	17-13	Tampa Bay	54,686
9/16	L	20-30	at San Francisco	57,611
9/23	W	34-24	St. Louis	58,723
9/30	W	27-10	at Houston	43,108
10/7	L	7-20	at Chicago	53,752
10/14	L	10-28	L.A. Rams	63,161
10/21	Lot	27-30	at Dallas	50,966
10/28	W	16-14	at Cleveland	52,849
11/4	L	13-23	Green Bay	57,426
11/11	W	17-13	at Atlanta	40,590
11/19	W	27-24	Pittsburgh	66,005
11/25	L	3-35	San Francisco	65,117
12/2	L	21-34	at L.A. Rams	49,348
12/9	L	21-24	Cincinnati	40,855
12/15	W	20-3	at New York Giants	63,739

SCORING	TD	Ru	Pa	Rt	Pat	FG	S	TP
Andersen	0	0	0	0	34/34	20/27	0	94
Gajan	7	5	2	0	0	0	42	Winston
Brenner	6	0	6	0	0	0	36	Wattelet
W. Wilson	4	1	3	0	0	0	24	Kovach
Goodlow	3	0	3	0	0	0	18	Poe
Young	3	0	3	0	0	0	18	Jackson
G. Rogers	2	2	0	0	0	0	12	B. Clark
Wattelet	2	0	0	2	0	0	12	Johnson
Winston	2	0	0	2	0	0	12	Saints
Edward Anthony	1	0	0	0	0	0	6	Opponents
Hardy	1	0	1	0	0	0	6	
Miller	1	0	1	0	0	0	6	
Scott	1	0	1	0	0	0	6	
Tice	1	0	1	0	0	0	6	
Saints	34	9	21	4	34/34	20/27	0	298
Opponents	41	13	23	5	41/41	24/33	1	361

INTERCEPTIONS	No	Yds	Avg	LG	TD
Waymer	4	9	2.3	9	0
Winston	2	90	45.0	47	2
Wattelet	2	52	26.0	35	1
Kovach	1	16	16.0	16	0
Poe	1	16	16.0	16	0
Jackson	1	14	14.0	14	0
B. Clark	1	9	9.0	9	0
Johnson	1	7	7.0	7	0
Saints	13	213	16.4	47	3
Opponents	28	420	15.0	60	3

PUNTING	No	Yds	Avg	Net	TB	I20	LG	B
Hansen	69	3020	43.8	33.3	7	9	66	1
Saints	70	3020	43.1	33.3	7	9	66	1
Opponents	84	3492	41.6	36.0	10	30	87	0

PUNT RET	Ret	FC	Yds	Avg	LG	TD
Fields	27	6	236	8.7	61	0
Groth	6	12	32	5.3	9	0
Saints	33	18	268	8.1	61	0
Opponents	47	5	550	11.7	76	1

KICKOFF RET	No	Yds	Avg	LG	TD
Duckett	29	580	20.0	39	0
Edward Anthony	22	490	22.3	64	0
Fields	19	356	18.7	31	0
T. Wilson	1	16	16.0	16	0
W. Wilson	1	23	23.0	23	0
Saints	72	1465	20.3	64	0
Opponents	45	916	20.4	35	0

FIELD GOALS	1-19	20-29	30-39	40-49	50+
Andersen	0/0	9/9	4/4	5/11	2/3
Saints	0/0	9/9	4/4	5/11	2/3
Opponents	0/0	6/6	9/11	9/14	0/2

1984 NFC WEST STANDINGS				
Saints Finish: 3rd place				
	W	L	T	Pct.
San Francisco	15	1	0	.938
L.A. Rams	10	6	0	.625
New Orleans	7	9	0	.438
Atlanta	4	12	0	.250

TEAM STATISTICS	N.O.	OPP.
TOTAL FIRST DOWNS	298	298
Rushing	131	134
Passing	137	142
Penalty	30	22
3rd Down: Made/Att.	89/224	83/220
3rd Down Pct.	39.7	37.7
4th Down: Made/Att.	8/22	8/11
4th Down Pct.	36.4	72.7
POSSESSION AVG.	30:13	29:47
TOTAL NET YARDS	5008	4914
Avg. Per Game	313.0	307.1
Total Plays	1044	1026
Avg. Per Play	4.8	4.8
NET YARDS RUSHING	2171	2461
Avg. Per Game	135.7	153.8
Total Rushes	523	549
NET YARDS PASSING	2837	2453
Avg. Per Game	177.3	153.3
Sacked/Yards Lost	45/361	55/420
Gross Yards	3198	2873
Att./Completions	476/246	422/239
Completion Pct.	51.7	56.6
Had Intercepted	28	13
PUNTS/AVERAGE	70/43.1	84/41.6
NET PUNTING AVG.	70/33.3	84/36.0
PENALTIES/YARDS	101/849	119/1025
FUMBLES/BALL LOST	22/13	28/10
TOUCHDOWNS	34	41
Rushing	9	13
Passing	21	23
Returns	4	5

Score by Periods	1	2	3	4	OT	TOT
Saints	61	101	37	99	0	298
Opponents	42	129	78	109	3	361

SACKS: Jackson 12.0, B. Clark 10.5, Paul 9.5, Wilks 7.5, Geathers 6.0, Warren 4.0, Re. Lewis 2.0, Moore 2.0, Kovach 1.0, Winston 0.5, Saints 55.0, Opp. 45.0

RUSHING	No	Yds	Avg	LG	TD
G. Rogers	239	914	3.8	28	2
Gajan	102	615	6.0	62	5
Campbell	50	190	3.8	19	0
W. Wilson	74	261	3.5	36	1
Todd	28	111	4.0	15	0
Edward Anthony	20	105	5.3	19	1
T. Wilson	2	8	4.0	5	0
Goodlow	1	5	5.0	5	0
Stabler	1	-1	-1.0	-1	0
Duckett	1	-3	-3.0	-3	0
D. Wilson	3	-7	-2.3	-2	0
Hansen	2	-27	-13.5	-12	0
Saints	523	2171	4.2	62	9
Opponents	549	2461	4.5	66	13

RECEIVING	No	Yds	Avg	LG	TD
Gajan	35	288	8.2	51	2
Groth	33	487	14.8	31	0
W. Wilson	33	314	9.5	34	3
Young	29	597	20.6	74	3
Brenner	28	554	19.8	57	6
Goodlow	22	281	12.8	23	3
Scott	21	278	13.2	37	1
Edward Anthony	12	113	9.4	32	0
G. Rogers	12	76	6.3	15	0
Miller	8	81	10.1	22	1
Tice	6	55	9.2	17	1
Hardy	4	50	12.5	28	1
Duckett	3	24	8.0	11	0
Saints	246	3198	13.0	74	21
Opponents	239	2873	12.0	50	23

PASSING	Att	Cmp	Yds	Cmp%	Yds/Att	TD	TD%	Int	Int%	Long	Sk/Yds	Rating
Todd	312	161	2178	51.6	6.98	11	3.5	19	6.1	74	33/267	60.6
D. Wilson	93	51	647	54.8	6.96	7	7.5	4	4.3	54	7/54	83.9
Stabler	70	33	339	47.1	4.84	2	2.9	5	7.1	29	5/40	41.3
Gajan	1	1	34	100.0	34.00	1	100.0	0	0.0	34	0/0	158.3
Saints	476	246	3198	51.7	6.72	21	4.4	28	5.9	74	45/361	63.3
Opponents	422	239	2873	56.6	6.81	23	5.5	13	3.1	50	55/420	83.0

# 1985 SAINTS STATISTICS

RECORD: 5-11

FINISH: 3rd-NFC WEST

Date	W/L	Score	Opponent	Attendance
9/8	L	27-47	Kansas City	57,760
9/15	L	23-24	at Denver	74,488
9/22	W	20-13	Tampa Bay	45,320
9/29	W	20-17	at San Francisco	58,053
10/6	W	23-21	Philadelphia	56,364
10/13	L	13-23	at L.A. Raiders	48,512
10/20	L	24-31	at Atlanta	44,784
10/27	L	13-21	New York Giants	54,082
11/3	L	10-28	at L.A. Rams	49,030
11/10	L	3-27	Seattle	47,365
11/17	L	14-38	at Green Bay	52,104
11/24	W	30-23	at Minnesota	54,117
12/1	W	29-3	L.A. Rams	44,122
12/8	L	16-28	at St. Louis	29,527
12/15	L	19-31	San Francisco	46,065
12/22	L	10-16	Atlanta	37,717

TEAM STATISTICS	N.O.	OPP.				
<b>TOTAL FIRST DOWNS</b>	<b>250</b>	<b>335</b>				
Rushing	83	125				
Passing	148	188				
Penalty	19	22				
3rd Down: Made/Att.	66/221	96/228				
3rd Down Pct.	29.9	42.1				
4th Down: Made/Att.	8/16	7/13				
4th Down Pct.	50.0	53.8				
<b>POSSESSION AVG.</b>	<b>28:33</b>	<b>31:27</b>				
<b>TOTAL NET YARDS</b>	<b>4479</b>	<b>5815</b>				
Avg. Per Game	279.9	363.4				
Total Plays	997	1083				
Avg. Per Play	4.5	5.4				
<b>NET YARDS RUSHING</b>	<b>1683</b>	<b>2162</b>				
Avg. Per Game	105.2	135.1				
Total Rushes	431	508				
<b>NET YARDS PASSING</b>	<b>2796</b>	<b>3653</b>				
Avg. Per Game	174.8	228.3				
Sacked/Yards Lost	58/461	46/322				
Gross Yards	3257	3975				
Att./Completions	508/260	529/306				
Completion Pct.	51.2	57.8				
Had Intercepted	23	21				
<b>Punts/Average</b>	<b>89/42.3</b>	<b>81/42.2</b>				
<b>Net Punting Avg.</b>	<b>89/36.5</b>	<b>81/37.8</b>				
<b>Penalties/Yards</b>	<b>96/805</b>	<b>108/837</b>				
<b>Fumbles/Ball Lost</b>	<b>23/13</b>	<b>24/16</b>				
<b>Touchdowns</b>	<b>29</b>	<b>48</b>				
Rushing	4	19				
Passing	20	26				
Returns	5	3				
<b>Score by Periods</b>	<b>1</b>	<b>2</b>	<b>3</b>	<b>4</b>	<b>OT</b>	<b>TOT</b>
Saints	46	77	43	128	0	294
Opponents	55	142	51	153	0	401

SCORING	TD	Ru	Pa	Rt	PAT	FG	S	TP
Andersen	0	0	0	0	27/29	31/35	0	120
Martin	4	0	4	0	0	0	0	24
Brenner	3	0	3	0	0	0	0	18
Goodlow	3	0	3	0	0	0	0	18
W. Wilson	3	1	2	0	0	0	0	18
Gajan	2	2	0	0	0	0	0	12
Groth	2	0	2	0	0	0	0	12
Hardy	2	0	2	0	0	0	0	12
Tice	2	0	2	0	0	0	0	12
Warren	2	0	0	2	0	0	0	12
Campbell	1	1	0	0	0	0	0	6
Del Rio	1	0	1	0	0	0	0	6
Hebert	1	0	1	0	0	0	0	6
Hoage	1	0	1	0	0	0	0	6
Merkens	1	0	1	0	0	0	0	6
Poe	1	0	0	1	0	0	0	6
<b>Saints</b>	<b>29</b>	<b>4</b>	<b>20</b>	<b>5</b>	<b>27/29</b>	<b>31/35</b>	<b>0</b>	<b>294</b>
<b>Opponents</b>	<b>48</b>	<b>19</b>	<b>26</b>	<b>3</b>	<b>48/48</b>	<b>21/28</b>	<b>1</b>	<b>401</b>

**SACKS:** Jackson 11.0, B. Clark 8.5, Geathers 6.5, Warren 5.5, Paul 5.0, Wilks 2.5, Haynes 2.0, Elliott 1.0, Hoage 1.0, Kovach 1.0, Redd 1.0, Wattlelet 1.0, **Saints 46.0, Opp. 58.0**

RUSHING	No	Yds	Avg	LG	TD
W. Wilson	168	645	3.8	41t	1
Campbell	158	643	4.1	45	1
Gajan	50	251	5.0	26	2
Edward Anthony	17	65	3.8	13	0
Wattlelet	2	42	21.0	23	0
Hebert	12	26	2.2	8	0
D. Wilson	18	7	0.4	17	0
Fowler	2	4	2.0	3	0
Goodlow	1	3	3.0	3	0
Martin	2	-1	-5	11	0
Merkens	1	-2	-2.0	-2	0
<b>Saints</b>	<b>431</b>	<b>1683</b>	<b>3.9</b>	<b>45</b>	<b>4</b>
<b>Opponents</b>	<b>508</b>	<b>2162</b>	<b>4.3</b>	<b>48</b>	<b>19</b>
RECEIVING	No	Yds	Avg	LG	TD
Brenner	42	652	15.5	30	3
W. Wilson	38	228	6.0	21	2
Martin	35	522	14.9	50	4
Goodlow	32	603	18.8	76t	3
Edward Anthony	28	185	6.6	36	0
Tice	24	266	11.1	39t	2
Groth	15	238	15.9	56t	2
Hardy	15	208	13.9	31	2
Gajan	8	87	10.9	22	0
Scott	7	61	8.7	15	0
Campbell	6	88	14.7	39	0
Fowler	5	43	8.6	11	0
Merkens	3	61	20.3	39t	1
Haynes	1	8	8.0	8	0
Hebert	1	7	7.0	7t	1
<b>Saints</b>	<b>260</b>	<b>3257</b>	<b>12.5</b>	<b>76t</b>	<b>20</b>
<b>Opponents</b>	<b>360</b>	<b>3975</b>	<b>13.0</b>	<b>65t</b>	<b>26</b>

INTERCEPTIONS	No	Yds	Avg	LG	TD
Waymer	6	49	8.2	28	0
Hoage	4	79	19.8	52t	1
Poe	3	63	21.0	40t	1
Tullis	2	22	11.0	22	0
Del Rio	2	13	6.5	11	0
Wattlelet	2	0	0.0	0	0
Kovach	1	53	53.0	53	0
Redd	1	25	25.0	25	0
Winston	0	0	---	8	0
<b>Saints</b>	<b>21</b>	<b>312</b>	<b>14.9</b>	<b>53</b>	<b>2</b>
<b>Opponents</b>	<b>23</b>	<b>251</b>	<b>10.9</b>	<b>33</b>	<b>1</b>

PUNTING	No	Yds	Avg	Net	TB	120	LG	B
Hansen	89	3763	42.3	36.5	6	14	58	0
<b>Saints</b>	<b>89</b>	<b>3763</b>	<b>42.3</b>	<b>36.5</b>	<b>6</b>	<b>14</b>	<b>58</b>	<b>0</b>
<b>Opponents</b>	<b>81</b>	<b>3417</b>	<b>42.2</b>	<b>37.8</b>	<b>7</b>	<b>24</b>	<b>61</b>	<b>0</b>

KICKOFF RET	No	Yds	Avg	LG	TD
Anthony	23	476	20.7	52	0
Tullis	23	470	20.4	62	0
Martin	15	384	25.6	69	0
Fowler	4	78	19.5	23	0
Roaches	4	76	19.0	23	0
Merkens	1	0	0.0	0	0
Rackley	1	63	63.0	63	0
<b>Saints</b>	<b>71</b>	<b>1547</b>	<b>21.8</b>	<b>69</b>	<b>0</b>
<b>Opponents</b>	<b>43</b>	<b>968</b>	<b>22.5</b>	<b>94t</b>	<b>1</b>

FIELD GOALS	1-19	20-29	30-39	40-49	50+
Andersen	0/0	4/5	13/14	11/12	3/4
<b>Saints</b>	<b>0/0</b>	<b>4/5</b>	<b>13/14</b>	<b>11/12</b>	<b>3/4</b>
<b>Opponents</b>	<b>0/0</b>	<b>6/6</b>	<b>6/8</b>	<b>6/9</b>	<b>3/5</b>

**Andersen:** (50G, 36G) (45N, 55G) (37G, 40G, 50N) (39G, 39G, 39N) (40G, 33G, 43G) (34G, 33G) (33G) (33G, 43G) (51G) (20G, 28B) ( ) (26G, 47G, 45G) (47G, 42G, 35G, 27G, 35G) (31G, 30G, 42G) (46G, 41G) (28G)

1985 NFC WEST STANDINGS				
Saints Finish: 3rd place				
	W	L	T	Pct.
L.A. Rams	11	5	0	.687
San Francisco	10	6	0	.625
<b>New Orleans</b>	<b>5</b>	<b>11</b>	<b>0</b>	<b>.313</b>
Atlanta	4	12	0	.250

PASSING	Att	Cmp	Yds	Cmp%	Yds/Att	TD	TD%	Int	Int%	Long	Sk/Yds	Rating
D. Wilson	293	145	1843	49.5	6.29	11	3.8	15	5.1	50	39/291	60.7
Hebert	181	97	1208	53.6	6.67	5	2.8	4	2.2	76t	17/150	74.6
Todd	32	16	191	50.0	5.97	3	9.4	4	12.5	56t	1/10	60.3
Hansen	1	1	8	100.0	8.00	0	0.0	0	0.0	8	0/0	100.0
Merkens	1	1	7	100.0	7.00	1	100.0	0	0.0	7t	1/10	135.4
<b>Saints</b>	<b>508</b>	<b>260</b>	<b>3257</b>	<b>51.2</b>	<b>6.41</b>	<b>20</b>	<b>3.9</b>	<b>23</b>	<b>4.5</b>	<b>76t</b>	<b>58/461</b>	<b>65.7</b>
<b>Opponents</b>	<b>529</b>	<b>306</b>	<b>3975</b>	<b>57.8</b>	<b>7.51</b>	<b>26</b>	<b>4.9</b>	<b>21</b>	<b>4.0</b>	<b>65t</b>	<b>46/322</b>	<b>81.4</b>

## 1986 SAINTS STATISTICS

RECORD: 7-9

FINISH: 4th-NFC WEST

Date	W/L	Score	Opponent	Attendance
9/7	L	10-31	Atlanta	67,950
9/14	W	24-10	Green Bay	46,383
9/21	L	17-26	at San Francisco	58,297
9/28	L	17-20	at New York Giants	72,769
10/5	L	6-14	Washington	57,378
10/12	W	17-14	at Indianapolis	53,512
10/19	W	38-7	Tampa Bay	43,355
10/26	L	23-28	at N.Y. Jets	46,246
11/2	W	23-10	San Francisco	53,234
11/9	W	6-0	L.A. Rams	62,352
11/16	W	16-7	at St. Louis	32,069
11/23	L	13-26	at L.A. Rams	58,600
11/30	L	20-21	New England	58,259
12/7	L	27-31	Miami	64,761
12/14	W	14-9	at Atlanta	39,994
12/21	L	17-33	at Minnesota	51,209

TEAM STATISTICS	N.O.	OPP.
<b>TOTAL FIRST DOWNS</b>	<b>275</b>	<b>331</b>
Rushing	109	104
Passing	137	197
Penalty	29	30
3rd Down: Made/Att.	59/197	97/230
3rd Down Pct.	29.9	42.2
4th Down: Made/Att.	7/13	7/14
4th Down Pct.	53.8	50.0
<b>POSSESSION AVG.</b>	<b>27:59</b>	<b>32:01</b>
<b>TOTAL NET YARDS</b>	<b>4742</b>	<b>5102</b>
Avg. Per Game	296.4	318.9
Total Plays	957	1109
Avg. Per Play	5.0	4.6
<b>NET YARDS RUSHING</b>	<b>2074</b>	<b>1559</b>
Avg. Per Game	129.6	97.4
Total Rushes	505	486
<b>NET YARDS PASSING</b>	<b>2668</b>	<b>3543</b>
Avg. Per Game	166.8	221.4
Sacked/Yards Lost	27/225	47/343
Gross Yards	2893	3886
Att./Completions	425/232	576/331
Completion Pct.	54.6	57.5
Had Intercepted	25	26
<b>PUNTS/AVERAGE</b>	<b>82/42.1</b>	<b>78/42.5</b>
<b>NET PUNTING AVG.</b>	<b>82/36.6</b>	<b>78/35.6</b>
<b>PENALTIES/YARDS</b>	<b>109/855</b>	<b>104/791</b>
<b>FUMBLES/BALL LOST</b>	<b>33/18</b>	<b>37/17</b>
<b>TOUCHDOWNS</b>	<b>30</b>	<b>34</b>
Rushing	15	11
Passing	13	21
Returns	2	2

Score by Periods	1	2	3	4	OT	TOT
Saints	81	62	47	98	0	288
Opponents	64	92	71	60	0	287

SCORING	TD	Ru	Pa	Rt	Pat	FG	S	TP
Andersen	0	0	0	0	30/30	26/30	0	108
Mayes	8	8	0	0	0	0	48	
Hilliard	5	5	0	0	0	0	30	
Martin	5	0	5	0	0	0	30	
Jones	3	0	3	0	0	0	18	
Tice	3	0	3	0	0	0	18	
Goodlow	2	0	2	0	0	0	12	
Mel Gray	1	0	0	1	0	6	6	
Haynes	1	0	0	1	0	6	6	
Jordan	1	1	0	0	0	6	6	
D. Wilson	1	1	0	0	0	6	6	
<b>Saints</b>	<b>30</b>	<b>15</b>	<b>13</b>	<b>2</b>	<b>30/30</b>	<b>26/30</b>	<b>0</b>	<b>288</b>
<b>Opponents</b>	<b>34</b>	<b>11</b>	<b>21</b>	<b>2</b>	<b>32/33</b>	<b>17/27</b>	<b>0</b>	<b>287</b>

**SACKS:** Geathers 9.0, Jackson 9.0, Warren 7.5, Clark 6.0, Swilling 4.0, Elliott 3.5, Gibson 3.0, Haynes 2.0, V. Johnson 1.0, Poe 1.0, Wilks 1.0.

**Saints 47.0, Opp. 27.0**

RUSHING	No	Yds	Avg	LG	TD
Mayes	286	1353	4.7	50	8
Hilliard	121	425	3.5	36	5
Jordan	68	207	3.0	10	1
Mel Gray	6	29	4.8	11	0
D. Wilson	14	19	1.4	14	1
W. Wilson	2	5	2.5	3	0
Del Rio	1	16	16.0	16	0
Hebert	5	14	2.8	7	0
Edwards	1	6	6.0	6	0
Hansen	1	0	0.0	0	0
<b>Saints</b>	<b>505</b>	<b>2074</b>	<b>4.1</b>	<b>50</b>	<b>15</b>
<b>Opponents</b>	<b>486</b>	<b>1559</b>	<b>3.2</b>	<b>27</b>	<b>11</b>

RECEIVING	No	Yds	Avg	LG	TD
Jones	48	625	13.0	45	3
Martin	37	675	18.2	84	5
Tice	37	330	8.9	29	3
Goodlow	20	306	15.3	29	2
Brenner	18	286	15.9	34	0
Hilliard	17	107	6.3	17	0
Mayes	17	96	5.6	18	0
Harris	11	148	13.5	27	0
Jordan	11	127	11.5	37	0
Edwards	10	132	13.2	24	0
Mel Gray	2	45	22.5	38	0
Waymer	1	13	13.0	13	0
J. Williams	1	5	5.0	5	0
Hebert	1	1	1.0	1	0
W. Wilson	1	-3	-3.0	-3	0
<b>Saints</b>	<b>232</b>	<b>2893</b>	<b>12.5</b>	<b>84</b>	<b>13</b>
<b>Opponents</b>	<b>331</b>	<b>3886</b>	<b>11.7</b>	<b>62t</b>	<b>21</b>

INTERCEPTIONS	No	Yds	Avg	LG	TD
Waymer	9	48	5.3	17	0
Poe	4	42	10.5	30	0
Wattelet	3	34	11.3	22	0
Gibson	2	43	21.5	43	0
Maxie	2	15	7.5	15	0
Jakes	2	6	3.0	4	0
Haynes	1	17	17.0	17	1
V. Johnson	1	15	15.0	15	0
Gary	1	14	14.0	14	0
Jackson	1	1	1.0	1	0
<b>Saints</b>	<b>26</b>	<b>235</b>	<b>9.0</b>	<b>43</b>	<b>1</b>
<b>Opponents</b>	<b>25</b>	<b>362</b>	<b>14.5</b>	<b>46</b>	<b>0</b>

PUNTING	No	Yds	Avg	Net	TB	I20	LG	B
Hansen	81	3456	42.7	36.6	11	17	66	1
<b>Saints</b>	<b>82</b>	<b>3456</b>	<b>42.1</b>	<b>36.6</b>	<b>11</b>	<b>17</b>	<b>66</b>	<b>1</b>
<b>Opponents</b>	<b>78</b>	<b>3315</b>	<b>42.5</b>	<b>35.6</b>	<b>8</b>	<b>23</b>	<b>62</b>	<b>0</b>

PUNT RET	Ret	FC	Yds	Avg	LG	TD
Martin	24	9	227	9.5	39	0
McLemore	10	3	67	6.7	23	0
Poe	8	3	71	8.9	17	0
Edwards	3	0	2	0.7	5	0
Tullis	2	0	10	5.0	7	0
<b>Saints</b>	<b>47</b>	<b>15</b>	<b>377</b>	<b>8.0</b>	<b>39</b>	<b>0</b>
<b>Opponents</b>	<b>37</b>	<b>11</b>	<b>234</b>	<b>6.3</b>	<b>20</b>	<b>0</b>

KICKOFF RET	No	Yds	Avg	LG	TD
Mel Gray	31	866	27.9	101t	1
Mayes	10	213	21.3	34	0
Harris	7	122	17.4	22	0
Martin	3	64	21.3	27	0
McLemore	2	39	19.5	22	0
Tullis	2	28	14.0	19	0
<b>Saints</b>	<b>55</b>	<b>1332</b>	<b>24.2</b>	<b>101t</b>	<b>1</b>
<b>Opponents</b>	<b>35</b>	<b>662</b>	<b>18.9</b>	<b>55</b>	<b>0</b>

FIELD GOALS	1-19	20-29	30-39	40-49	50+
Andersen	1/1	11/11	6/7	6/6	2/5
<b>Saints</b>	<b>1/1</b>	<b>11/11</b>	<b>6/7</b>	<b>6/6</b>	<b>2/5</b>
<b>Opponents</b>	<b>0/0</b>	<b>4/5</b>	<b>4/6</b>	<b>6/10</b>	<b>3/6</b>

**Andersen:** (47G) (20G) (44G) (27G) (34G), (45G, 51N) (30N, 46G) (31G, 51N) (26G, 53G), (28G) (45G, 50G, 23G) (20G, 22G) (47G, 28G), (30G) (33G, 18G) (28G, 38G) (27G, 50N, 29G) ( ) (39G)

**Opponents:** (32G) (50G) (30G, 40G, 28G), (32G) (29G, 28G) (45N, 29N) (49N, 54N) (54N) (46N) (50G, 33N) (37N) ( ) (32G, 47G, 29G, 44G) (49N) (43G) (43G) (46G, 51B, 50G)

## 1986 NFC WEST STANDINGS

Saints Finish: 4th place	W	L	T	Pct.
San Francisco	10	5	1	.656
L.A. Rams	10	6	0	.625
Atlanta	7	8	1	.469
New Orleans	7	9	0	.438

PASSING	Att	Cmp	Yds	Cmp%	Yds/Att	TD	TD%	Int	Int%	Long	Sk/Yds	Rating
D. Wilson	342	189	2353	55.3	6.88	10	2.9	17	5.0	63t	22/191	65.8
Hebert	79	41	498	51.9	6.30	2	2.5	8	10.1	84	5/34	40.5
Hilliard	3	1	29	33.3	9.67	1	33.3	0	0.0	29t	0/0	109.7
Wattelet	1	1	13	100.0	13.00	0	0.0	0	0.0	13	0/0	118.8
<b>Saints</b>	<b>425</b>	<b>232</b>	<b>2893</b>	<b>54.6</b>	<b>6.81</b>	<b>13</b>	<b>3.1</b>	<b>25</b>	<b>5.9</b>	<b>84</b>	<b>27/225</b>	<b>61.6</b>
<b>Opponents</b>	<b>576</b>	<b>331</b>	<b>3886</b>	<b>57.5</b>	<b>6.75</b>	<b>21</b>	<b>3.6</b>	<b>26</b>	<b>4.5</b>	<b>62t</b>	<b>47/343</b>	<b>71.4</b>

# 1987 SAINTS STATISTICS

2010 SAINTS MEDIA GUIDE

OWNERSHIP

FOOTBALL

ADMINISTRATION

RECORDS

HISTORY

RECORD: 12-3

FINISH: 2nd-NFC WEST

Date	W/L	Score	Opponent	Attendance
9/13	W	28-21	Cleveland	59,900
9/20	L	17-27	at Philadelphia	57,485
10/4	W	37-10	L.A. Rams	29,745
10/11	L	19-24	at St. Louis	11,795
10/18	W	19-17	at Chicago	46,813
10/25	L	22-24	San Francisco	60,497
11/1	W	38-0	at Atlanta	42,196
11/8	W	31-14	at L.A. Rams	40,379
11/15	W	26-24	at San Francisco	63,436
11/22	W	23-14	New York Giants	67,639
11/29	W	20-16	at Pittsburgh	47,896
12/6	W	44-34	Tampa Bay	66,471
12/13	W	24-10	Houston	68,257
12/20	W	41-24	at Cincinnati	43,424
12/27	W	33-24	Green Bay	68,364

TEAM STATISTICS	N.O.	OPP.
<b>TOTAL FIRST DOWNS</b>	<b>304</b>	<b>270</b>
Rushing	128	81
Passing	151	155
Penalty	25	34
3rd Down: Made/Att.	99/221	57/182
3rd Down Pct.	44.8	31.3
4th Down: Made/Att.	1/6	6/15
4th Down Pct.	16.7	40.0

POSSESSION AVG.	N.O.	OPP.
<b>TOTAL NET YARDS</b>	<b>4964</b>	<b>4350</b>
Avg. Per Game	330.9	290.0
Total Plays	1009	924
Avg. Per Play	4.9	4.7
<b>NET YARDS RUSHING</b>	<b>2190</b>	<b>1550</b>
Avg. Per Game	146.0	103.3
Total Rushes	569	388
<b>NET YARDS PASSING</b>	<b>2774</b>	<b>2800</b>
Avg. Per Game	184.9	186.7
Sacked/Yards Lost	29/213	47/355
Gross Yards	2987	3155
Att./Completions	411/227	489/246
Completion Pct.	55.2	50.3
Had Intercepted	12	30

<b>PUNTS/AVERAGE</b>	<b>63/41.1</b>	<b>73/37.5</b>
<b>NET PUNTING AVG.</b>	<b>63/35.7</b>	<b>73/30.0</b>
<b>PENALTIES/YARDS</b>	<b>107/994</b>	<b>84/685</b>
<b>FUMBLES/BALL LOST</b>	<b>33/16</b>	<b>31/18</b>
<b>TOUCHDOWNS</b>	<b>46</b>	<b>35</b>
Rushing	20	6
Passing	23	25
Returns	3	4

Score by Periods	1	2	3	4	OT	TOT
Saints	93	107	104	118	0	422
Opponents	69	95	58	61	0	283

SCORING	TD	Ru	Pa	Rt	PAT	FG	S	TP
Andersen	0	0	0	0	37/37	268/36	121	
Hilliard	8	7	1	0			0	48
Martin	7	0	7	0			0	42
Tice	6	0	6	0			0	36
Mayes	5	5	0	0			0	30
Jones	3	0	3	0			0	18
Kempf	0	0	0	0	1/1	4/5		0
Beverly	2	2	0	0			0	12
Brenner	2	2	0	0			0	12
Jordan	2	2	0	0			0	12
Word	2	2	0	0			0	12
Cofer	0	0	0	0	5/7	1/1		0
Alexander	1	1	0	0			0	6
Mel Gray	1	1	0	0			0	6
O'Neal	1	0	1	0			0	6
Poe	1	0	0	1			0	6
R. Sutton	1	0	0	1			0	6
Toles	1	0	0	1			0	6
Waters	1	0	0	1			0	6
B. Clark	0	0	0	0			1	2
Maxie	0	0	0	0			1	2
<b>Saints</b>	<b>46</b>	<b>20</b>	<b>23</b>	<b>3</b>	<b>43/45</b>	<b>33/42</b>	<b>2</b>	<b>422</b>
<b>Opponents</b>	<b>35</b>	<b>6</b>	<b>25</b>	<b>4</b>	<b>35/35</b>	<b>12/18</b>	<b>1</b>	<b>283</b>

**SACKS:** Swilling 10.5, Jackson 9.5, Warren 6.0, Wilks 5.5, B. Clark 4.5, To. Elliott 2.0, Maxie 2.0, McCoy 2.0, S. Leach 1.5, DeForest 1.0, V. Johnson 1.0, Swoopes 1.0, Taylor 0.5, Saints 47.0, Opp. 29.0

RUSHING	No	Yds	Avg	LG	TD
Mayes	243	917	3.8	38	5
Hilliard	123	508	4.1	30	7
Beverly	62	217	3.5	25	2
J. Fourcade	19	134	7.1	18	0
Word	36	133	3.7	20	2
Hebert	13	95	7.3	19	0
Alexander	21	71	3.4	16	1
Mel Gray	8	37	4.6	12	1
Jordan	12	36	3.0	8	2
Rodenberger	17	35	2.1	5	0
Jean-Batiste	8	18	2.3	7	0
Ingram	2	14	7.0	9	0
Riordan	1	3	3.0	3	0
Hansen	2	-6	-3.0	-3	0
Hill	1	-9	-9.0	-9	0
Barnhardt	1	-13	-13.0	-13	0
<b>Saints</b>	<b>569</b>	<b>2190</b>	<b>3.8</b>	<b>38</b>	<b>20</b>
<b>Opponents</b>	<b>388</b>	<b>1550</b>	<b>4.0</b>	<b>33</b>	<b>6</b>

RECEIVING	No	Yds	Avg	LG	TD
Martin	44	778	17.7	67	7
Jones	27	420	15.6	43	3
Hilliard	23	264	11.5	38	1
Brenner	20	280	14.0	29	2
Hill	19	322	16.9	36	2
Tice	16	181	11.3	27	6
Mayes	15	68	4.5	16	0
Dawsey	13	142	10.9	29	0
Pattison	9	132	14.7	36	0
Word	6	54	9.0	17	0
Scott	6	35	5.8	11	0
Mel Gray	6	30	5.0	12	0
Waters	5	140	28.0	82	1
R. Clark	3	38	12.7	14	0
O'Neal	3	10	3.3	5	1
Rodenberger	2	17	8.5	11	0
Alexander	2	15	7.5	10	0
Walker	2	15	7.5	8	0
Jordan	2	13	6.5	11	0
Benson	2	11	5.5	6	0
C. Thomas	1	14	14.0	14	0
Beverly	1	8	8.0	8	0
<b>Saints</b>	<b>227</b>	<b>2987</b>	<b>13.2</b>	<b>82</b>	<b>21</b>
<b>Opponents</b>	<b>246</b>	<b>3155</b>	<b>12.8</b>	<b>50</b>	<b>25</b>

INTERCEPTIONS	No	Yds	Avg	LG	TD
Wampler	5	78	15.6	35	0
R. Sutton	5	68	13.6	26	0
Mack	4	32	8.0	26	0
Jakes	3	32	10.7	27	0
Maxie	3	17	5.7	10	0
Atkins	3	12	4.0	8	0
Jackson	2	4	2.0	4	0
Gibson	1	17	17.0	17	0
S. Leach	1	10	10.0	10	0
Swilling	1	10	10.0	10	0
V. Johnson	1	0	0.0	0	0
Poe	1	0	0.0	0	0
<b>Saints</b>	<b>30</b>	<b>280</b>	<b>9.3</b>	<b>35</b>	<b>0</b>
<b>Opponents</b>	<b>12</b>	<b>173</b>	<b>14.4</b>	<b>35</b>	<b>1</b>

**PUNTING** No Yds Avg Net TB 120 LG B  
Hansen 52 2104 40.5 35.6 6 19 60 0  
Barnhardt 11 483 43.9 36.3 1 4 52 0  
**Saints 63 2587 41.1 35.7 7 23 60 0**  
**Opponents 73 2740 37.5 30.0 4 10 57 5**

PUNT RET	Ret	Fc	Yds	Avg	LG	TD
Mel Gray	24	5	352	14.7	80	0
Martin	14	2	88	6.3	15	0
Cook	1	0	3	3.0	3	0
Jordan	1	0	13	13.0	13	0
Maxie	1	0	12	12.0	12	0
<b>Saints</b>	<b>41</b>	<b>7</b>	<b>468</b>	<b>11.4</b>	<b>80</b>	<b>0</b>
<b>Opponents</b>	<b>29</b>	<b>8</b>	<b>199</b>	<b>6.9</b>	<b>29</b>	<b>0</b>

KICKOFF RET	No	Yds	Avg	LG	TD
Mel Gray	30	636	21.2	43	0
Hilliard	10	248	24.8	74	0
Michael Adams	4	52	13.0	20	0
Beverly	3	46	15.3	21	0
Word	3	100	33.3	64	0
Jordan	2	28	14.0	16	0
Brook	1	11	11.0	11	0
Martin	1	15	15.0	15	0
C. Thomas	1	11	11.0	11	0
<b>Saints</b>	<b>55</b>	<b>1147</b>	<b>20.9</b>	<b>74</b>	<b>0</b>
<b>Opponents</b>	<b>55</b>	<b>1115</b>	<b>20.3</b>	<b>47</b>	<b>0</b>

FIELD GOALS	1-19	20-29	30-39	40-49	50+
Andersen	3/3	6/6	9/9	8/12	2/6
Kempf	0/0	1/1	1/2	2/2	0/0
Cofer	0/0	1/1	0/0	0/0	0/0
<b>Saints</b>	<b>3/3</b>	<b>8/8</b>	<b>10/11</b>	<b>10/14</b>	<b>2/6</b>
<b>Opponents</b>	<b>0/0</b>	<b>4/4</b>	<b>6/6</b>	<b>2/7</b>	<b>0/1</b>

**Andersen:** (39G) (45G)(39G, 51N, 49G, 19G, 19G, 37G, 52N) (49G, 43N) (32G) (40G, 41N, 27G, 51G, 40G) (19G, 43G, 28G) (25G, 53N, 50N, 32G) (40G, 24G, 32G) (48N, 46N, 28G) (21G, 30G) (31G, 52G, 48G, 32G)

**Kempf:** (33B, 48G, 31G, 42G, 21G)

**Cofer:** (27G)

**Team:** (39G) (45G) (27G)(33B, 48G, 31G, 42G, 21G) (39G, 51N, 49G, 19G, 37G, 52N) (49G, 43N) (32G) (40G, 41N, 27G, 51G, 40G) (19G, 43G, 28G) (25G, 53N, 50N, 32G) (40G, 24G, 32G) (48N, 46N, 28G) (21G, 30G) (31G, 52G, 48G, 32G)

**Opponents:** (49B) (30G, 30G) (37G) (24G) (22G) (31G) (51N)(46N, 47B, 35G) (40N) (37G, 43G) (21G) (43G, 46N) (24G)

## 1987 NFC WEST STANDINGS

Saints Finish: 2nd place	W	L	T	Pct.
San Francisco	13	2	0	.867
New Orleans	12	3	0	.800
L.A. Rams	6	9	0	.400
Atlanta	3	12	0	.200

PASSING	Att	Cmp	Yds	Cmp%	Yds/Att	TD	TD%	Int	Int%	Long	Sk/Yds	Rating
Hebert	294	164	2119	55.8	7.21	15	5.1	9	3.1	67	20/119	82.9
J. Fourcade	89	48	597	53.9	6.71	4	4.5	3	3.4	82t	6/67	75.9
Wilson	24	13	243	54.2	10.13	2	8.3	0	0.0	38	2/21	117.2
Ingram	2	1	5	50.0	2.50	1	50.0	0	0.0	5t	1/6	95.8
Hilliard	1	1	23	100.0	23.00	1	100.0	0	0.0	23t	0/0	158.3
Riordan	1	0	0	0.0	0.00	0	0.0	0	0.0	0	0/0	39.6
<b>Saints</b>	<b>411</b>	<b>227</b>	<b>2987</b>	<b>55.2</b>	<b>7.27</b>	<b>23</b>	<b>5.6</b>	<b>12</b>	<b>2.9</b>	<b>82t</b>	<b>29/213</b>	<b>84.9</b>
<b>Opponents</b>	<b>489</b>	<b>246</b>	<b>3155</b>	<b>50.3</b>	<b>6.45</b>	<b>25</b>	<b>5.1</b>	<b>30</b>	<b>6.1</b>	<b>50t</b>	<b>47/355</b>	<b>62.4</b>

## 1988 SAINTS STATISTICS

RECORD: 10-6

FINISH: 3rd-NFC WEST

Date	W/L	Score	Opponent	Attendance	SCORING	TD	Ru	Pa	Rt	PAT	FG	S	TP	INTERCEPTIONS	No	Yds	Avg	LG	TD			
9/4	L	33-34	San Francisco	66,357	Andersen	0	0	0	0	32/33	26/36	0	110	Atkins	4	42	10.5	40	0			
9/11	W	29-21	at Atlanta	48,901	Hill	7	0	7	0	0	0	0	42	Waymer	3	91	30.3	44	0			
9/18	W	22-14	at Detroit	32,943	Martin	7	0	7	0	0	0	0	42	Jakes	3	61	20.3	39	0			
9/25	W	13-9	Tampa Bay	66,671	Hilliard	6	5	1	0	0	0	0	36	Sutton	3	32	10.7	34	0			
10/3	W	20-17	Dallas	68,474	Mayes	3	3	0	0	0	0	0	18	Johnson	1	34	34.0	34	0			
10/9	W	23-17	at San Diego	42,693	R. Clark	2	0	2	0	0	0	0	12	Mack	1	19	19.0	19	0			
10/16	W	20-19	at Seattle	63,569	Perriman	2	0	2	0	0	0	0	12	Jackson	1	16	16.0	16	0			
10/23	W	20-6	L.A. Raiders	66,249	Mel Gray	1	0	0	1	0	0	0	6	Cook	1	0	0.0	0	0			
10/30	L	10-12	L.A. Rams	68,238	Heyward	1	1	0	0	0	0	0	6	Saints	17	295	17.4	44	0			
11/6	L	24-27	at Washington	54,183	Jordan	1	0	0	1	0	0	0	6	Opponents	16	226	14.1	78	2			
11/13	W	14-10	at L.A. Rams	63,305	Scales	1	0	1	0	0	0	0	6									
11/20	W	42-0	Denver	68,075	Tice	1	0	1	0	0	0	0	6	PUNTING	No	Yds	Avg	Net	TB	120	LG	B
11/27	L	12-13	N.Y. Giants	66,526	Waymer	1	0	0	1	0	0	0	6	Hansen	72	2913	40.5	34.3	8	19	64	1
12/4	L	3-45	at Minnesota	61,215	Jackson	0	0	0	0	0	0	1	2	Saints	73	2913	39.9	34.3	8	19	64	1
12/11	L	17-30	at San Francisco	62,977	Saints	33	9	21	3	32/33	26/36	2	312	Opponents	70	2815	40.2	32.6	6	15	56	1
12/18	W	10-9	Atlanta	60,566	Opponents	27	19	3	28/29	27/34	0	283										

TEAM STATISTICS	N.O.	OPP.
<b>TOTAL FIRST DOWNS</b>	<b>306</b>	<b>286</b>
Rushing	108	97
Passing	179	167
Penalty	19	22
3rd Down: Made/Att.	104/227	73/203
3rd Down Pct.	45.8	36.0
4th Down: Made/Att.	4/6	7/14
4th Down Pct.	66.7	50.0
<b>POSSESSION AVG.</b>	<b>32:38</b>	<b>27:22</b>
<b>TOTAL NET YARDS</b>	<b>5131</b>	<b>5106</b>
Avg. Per Game	320.7	319.1
Total Plays	1034	978
Avg. Per Play	5.0	5.2
<b>NET YARDS RUSHING</b>	<b>2046</b>	<b>1779</b>
Avg. Per Game	127.9	111.2
Total Rushes	612	442
<b>NET YARDS PASSING</b>	<b>3085</b>	<b>3327</b>
Avg. Per Game	192.8	207.9
Sacked/Yards Lost	24/171	31/252
Gross Yards	3256	3579
Att./Completions	498/286	505/277
Completion Pct.	57.4	54.9
Had Intercepted	16	17
<b>PUNTS/AVERAGE</b>	<b>73/39.9</b>	<b>70/40.2</b>
<b>NET PUNTING AVG.</b>	<b>73/34.3</b>	<b>70/32.6</b>
<b>PENALTIES/YARDS</b>	<b>101/821</b>	<b>77/628</b>
<b>FUMBLES/BALL LOST</b>	<b>29/16</b>	<b>27/15</b>
<b>TOUCHDOWNS</b>	<b>33</b>	<b>29</b>
Rushing	9	7
Passing	21	19
Returns	3	3

Score by Periods	1	2	3	4	OT	TD	Opp.
Saints	64	93	101	54	0	312	0
Opponents	51	111	70	51	0	283	0

**SACKS:** Jackson 7.0, Swilling 7.0, Geathers 3.5, Wilks 3.5, Gibson 2.0, Johnson 2.0, Kohlbrand 2.0, Elliott 1.0, Gregory 1.0, Mack 1.0, Warren 1.0, Saints 31.0, Opp. 24.0

RUSHING	No	Yds	Avg	LG	TD
Hilliard	204	823	4.0	36	5
Mayes	170	628	3.7	21	3
Heyward	74	355	4.8	73t	1
Jordan	19	115	6.1	44	0
Hebert	37	79	2.1	16	0
Perriman	3	17	5.7	17	0
Martin	2	12	6.0	9	0
Hansen	1	10	10.0	10	0
Hill	2	7	3.5	5	0
<b>Saints</b>	<b>512</b>	<b>2046</b>	<b>4.0</b>	<b>73t</b>	<b>9</b>
<b>Opponents</b>	<b>442</b>	<b>1779</b>	<b>4.0</b>	<b>62</b>	<b>7</b>

RECEIVING	No	Yds	Avg	LG	TD
Martin	85	1083	12.7	40t	7
Hill	66	703	10.7	35	7
Hilliard	34	335	9.9	26	1
Tice	26	297	11.4	40	1
R. Clark	19	245	12.9	21t	2
Perriman	16	215	13.4	33	2
Heyward	13	105	8.1	18	0
Mayes	11	103	9.4	25	0
Jordan	5	70	14.0	25	0
Brenner	5	67	13.4	24	1
Scales	2	20	10.0	14	1
Hebert	2	0	0.0	2	0
Pattison	1	8	8.0	8	0
Benson	1	5	5.0	5	0
<b>Saints</b>	<b>286</b>	<b>3256</b>	<b>11.4</b>	<b>40t</b>	<b>21</b>
<b>Opponents</b>	<b>277</b>	<b>3579</b>	<b>12.9</b>	<b>85t</b>	<b>19</b>

PUNT RET	Ret	FC	Yds	Avg	LG	TD
Mel Gray	25	8	305	12.2	66t	1
Hill	10	4	108	10.8	31	0
<b>Saints</b>	<b>35</b>	<b>12</b>	<b>413</b>	<b>11.8</b>	<b>66t</b>	<b>1</b>
<b>Opponents</b>	<b>39</b>	<b>16</b>	<b>248</b>	<b>6.4</b>	<b>17</b>	<b>0</b>

KICKOFF RET	No	Yds	Avg	LG	TD
Mel Gray	32	670	20.9	39	0
Atkins	20	424	21.2	57	0
Mayes	7	132	18.9	33	0
Hilliard	6	111	18.5	30	0
Martin	3	32	10.7	18	0
Waymer	2	39	19.5	29	0
<b>Saints</b>	<b>70</b>	<b>1408</b>	<b>20.1</b>	<b>57</b>	<b>0</b>
<b>Opponents</b>	<b>43</b>	<b>823</b>	<b>19.1</b>	<b>40</b>	<b>0</b>

FIELD GOALS	1-19	20-29	30-39	40-49	50+
Andersen	1/1	11/12	8/11	5/8	1/4
<b>Saints</b>	<b>1/1</b>	<b>11/12</b>	<b>8/11</b>	<b>5/8</b>	<b>1/4</b>
<b>Opponents</b>	<b>2/2</b>	<b>6/7</b>	<b>10/13</b>	<b>9/10</b>	<b>0/2</b>

**Andersen:** (20G) (41G, 29G, 28G) (53N, 37G, 29G) (28G, 41G, 39N) (27G, 49G) (27G, 35G, 45N, 34G) (23G, 31G) (51G, 25G) (33G) (19G, 53B, 49N) (52N) ( ) (27G, 41G, 26G, 29N, 45G) (36G) (38G, 40N, 32N) (34N, 30G)

1988 NFC WEST STANDINGS	W	L	T	Pct.
San Francisco	10	6	0	.625
L.A. Rams	10	6	0	.625
<b>New Orleans</b>	<b>10</b>	<b>6</b>	<b>0</b>	<b>.625</b>
Atlanta	5	11	0	.313

PASSING	Att	Cmp	Yds	Cmp%	Yds/Att	TD	TD%	Int	Int%	Long	Sk/Yds	Rating
Hebert	478	280	3156	58.6	6.60	20	4.2	15	3.1	40t	24/171	79.3
Wilson	16	5	73	31.3	4.56	0	0.0	1	6.3	25	0/0	21.1
Hilliard	2	1	27	50.0	13.50	1	50.0	0	0.0	27t	0/0	135.4
Fourcade	1	0	0	0.0	0.00	0	0.0	0	0.0	0	0/0	39.6
Hill	1	0	0	0.0	0.00	0	0.0	0	0.0	0	0/0	39.6
<b>Saints</b>	<b>498</b>	<b>286</b>	<b>3256</b>	<b>57.4</b>	<b>6.54</b>	<b>21</b>	<b>4.2</b>	<b>16</b>	<b>3.2</b>	<b>40t</b>	<b>24/171</b>	<b>77.9</b>
<b>Opponents</b>	<b>505</b>	<b>277</b>	<b>3579</b>	<b>54.9</b>	<b>7.09</b>	<b>19</b>	<b>3.8</b>	<b>17</b>	<b>3.4</b>	<b>85t</b>	<b>31/252</b>	<b>75.8</b>

# 1989 SAINTS STATISTICS

## RECORD: 9-7

## FINISH: 3rd-NFC WEST

Date	W/L	Score	Opponent	Attendance
9/10	L	28-0	Dallas	66,977
9/17	L	34-35	at Green Bay	55,809
9/24	L	10-20	at Tampa Bay	44,053
10/1	L	14-16	Washington	64,358
10/8	L	20-24	San Francisco	60,488
10/15	W	29-14	New York Jets	59,521
10/22	W	40-21	at L.A. Rams	57,567
10/29	W	20-13	Atlanta	65,153
11/6	L	13-31	at San Francisco	60,667
11/12	W	28-24	at New England	47,680
11/19	W	26-17	at Atlanta	53,173
11/26	Let	17-20	L.A. Rams	64,274
12/3	L	14-21	at Detroit	38,550
12/10	W	22-19	at Buffalo	70,037
12/18	W	30-20	Philadelphia	59,218
12/24	W	41-6	Indianapolis	49,009

TEAM STATISTICS	N.O.	OPP.
<b>TOTAL FIRST DOWNS</b>	<b>304</b>	<b>293</b>
Rushing	108	79
Passing	167	198
Penalty	29	16
3rd Down: Made/Att.	89/207	82/216
3rd Down Pct.	43.0	38.0
4th Down: Made/Att.	5/10	8/17
4th Down Pct.	50.0	47.1
<b>POSSESSION AVG.</b>	<b>33:43</b>	<b>26:17</b>
<b>TOTAL NET YARDS</b>	<b>5328</b>	<b>5186</b>
Avg. Per Game	333.0	324.1
Total Plays	999	997
Avg. Per Play	5.3	5.2
<b>NET YARDS RUSHING</b>	<b>1948</b>	<b>1326</b>
Avg. Per Game	121.8	82.9
Total Rushes	502	373
<b>NET YARDS PASSING</b>	<b>3380</b>	<b>3860</b>
Avg. Per Game	211.3	241.3
Sacked/Yards Lost	36/271	47/362
Gross Yards	3651	4222
Att./Completions	461/284	577/320
Completion Pct.	61.6	55.5
Had Intercepted	19	21
<b>PUNTS/AVERAGE</b>	<b>71/39.1</b>	<b>75/39.4</b>
<b>NET PUNTING AVG.</b>	<b>71/34.2</b>	<b>75/33.2</b>
<b>PENALTIES/YARDS</b>	<b>90/676</b>	<b>105/850</b>
<b>FUMBLES/BALL LOST</b>	<b>28/12</b>	<b>35/18</b>
<b>TOUCHDOWNS</b>	<b>46</b>	<b>35</b>
Rushing	19	10
Passing	23	23
Returns	4	2

Score by Periods	1	2	3	4	OT	TOT
Saints	105	123	60	98	0	386
Opponents	27	96	89	86	3	301

SCORING	TD	Ru	Pa	Rt	PAT	FG	S	TP
Hilliard	18	13	5	0	0	108		
Andersen	0	0	0	0	44/45	20/29	0	104
E. Martin	8	0	0	0	0	48		
Brenner	4	0	4	0	0	24		
Hill	4	0	4	0	0	24		
Jordan	3	3	0	0	0	18		
Cook	1	0	0	1	0	6		
Fourcade	1	1	0	0	0	6		
Frazier	1	1	0	0	0	6		
Heyward	1	1	0	0	0	6		
Maxie	1	0	0	1	0	6		
Morse	1	0	0	1	0	6		
Shepard	1	0	0	1	0	6		
Tice	1	0	1	0	0	6		
Turner	1	0	1	0	0	6		
Forde	0	0	0	0	0	1	2	
Warren	0	0	0	0	0	1	2	

Saints	46	19	23	4	44/45	20/29	3	386
Opponents	35	10	23	2	34/35	19/24	0	301

**SACKS:** Swilling 16.5, Warren 9.5, Jackson 7.5, Wilks 4.0, Mills 3.0, W. Martin 2.5, Cook 1.0, Geathers 1.0, V. Johnson 1.0, Mack 1.0, Saints 47.0, Opp. 36.0

RUSHING	No	Yds	Avg	LG	TD
Hilliard	344	1262	3.7	40	13
Heyward	49	183	3.7	15	1
Jordan	38	179	4.7	32	3
Frazier	25	112	4.5	21	1
Fourcade	14	91	6.5	14	1
Hebert	25	87	3.5	11	0
Morse	2	43	21.5	39	0
Turner	2	8	4.0	6	0
Winslow	1	0	0.0	0	0
Hill	1	-7	-7.0	-7	0
Perriman	1	-10	-10.0	-10	0
Saints	502	1948	3.9	40	19
Opponents	373	1326	3.6	38	10

RECEIVING	No	Yds	Avg	LG	TD
E. Martin	68	1090	16.0	53	8
Hilliard	52	514	9.9	54	5
Hill	48	636	13.3	46	4
Brenner	34	398	11.7	30	4
Turner	22	279	12.7	54	1
Tice	20	356	17.8	47	0
Heyward	13	69	5.3	12	0
Tice	9	98	10.9	23	1
Scales	8	89	11.1	26	0
Jordan	4	53	13.3	17	0
Frazier	3	25	8.3	22	0
Shepard	2	36	18.0	23	0
Cook	1	8	8.0	8	0
Saints	284	3651	12.9	54	23
Opponents	320	4222	13.2	75	23

INTERCEPTIONS	No	Yds	Avg	LG	TD
Waymer	6	66	11.0	42	0
Massey	5	26	5.2	22	0
Cook	3	81	27.0	63	1
Maxie	3	41	13.7	26	1
Mack	2	0	0.0	0	0
Swilling	1	14	14.0	14	0
Atkins	1	-2	-2.0	-2	0
Saints	21	226	10.8	63	2
Opponents	19	265	13.9	40	1

PUNTING	No	Yds	Avg	Net	TB	LG	B
Barnhardt	55	2179	39.6	35.0	4	17	56
Winslow	16	595	37.2	31.6	1	4	50
Saints	71	2774	39.1	34.2	5	21	56
Opponents	75	2956	39.4	33.2	2	15	63

PUNT RET	Ret	FC	Yds	Avg	LG	TD
Harris	27	7	196	7.3	20	0
Morse	10	1	29	2.9	16	0
Hill	7	0	41	5.9	13	0
Shepard	7	1	91	13.0	56	1
Perriman	1	0	10	10.0	10	0
Turner	1	0	7	7.0	7	0
Massey	0	0	54	---	54	0
Saints	53	9	428	8.1	57	1
Opponents	35	16	244	7.0	28	0

KICKOFF RET	No	Yds	Avg	LG	TD
Harris	19	378	19.9	39	0
Atkins	12	245	20.4	32	0
Morse	10	278	27.8	29	0
Frazier	8	157	19.6	24	0
Shepard	8	135	16.9	24	0
U. Johnson	2	34	17.0	19	0
Hill	1	13	13.0	13	0
Hilliard	1	20	20.0	20	0
Phillips	1	24	24.0	24	0
Scales	1	0	0.0	0	0
Saints	63	1284	20.4	99	1
Opponents	55	983	17.9	72	0

FIELD GOALS	1-19	20-29	30-39	40-49	50+
Andersen	0/0	7/8	10/11	3/6	0/4
Saints	0/0	7/8	10/11	3/6	0/4
Opponents	3/3	2/4	4/5	10/11	0/1

Andersen: ( ) (38G, 32G) (54N, 33G, 47N) (52N, 36N) (49G, 39G) (42G, 29G) (39G, 27G) (32G, 23B, 44G) (39G, 23G) ( ) (33G) (36G) (48N) (31G, 41N, 26G, 50N, 22G) (55N) (21G, 29G)

Opponents: ( ) ( ) (34G, 37G) (48G, 19G, 18G) (41G, 44N) ( ) ( ) (41G, 48G) (44G) (44G) (45G, 37N) (32G, 22B, 52N, 31G) ( ) (43G, 48G) (21G, 19G, 20B) (41G, 23G)

### 1989 NFC WEST STANDINGS

#### Saints Finish: 3rd place

	W	L	T	Pct.
San Francisco	14	2	0	.875
L.A. Rams	11	5	0	.688
New Orleans	9	7	0	.563
Atlanta	3	13	0	.188

PASSING	Att	Cmp	Yds	Cmp%	Yds/Att	TD	TD%	Int	Int%	Long	Sk/Yds	Rating
Hebert	353	222	2686	62.9	7.61	15	4.2	15	4.2	54t	22/171	82.7
Fourcade	107	61	930	57.0	8.69	7	6.5	4	3.7	54t	13/96	92.0
Hilliard	1	1	35	100.0	35.00	1	100.0	0	0.0	35t	0/0	158.3
Hill	0	0	0	---	---	0	---	0	---	0	1/4	---
Saints	461	284	3651	61.6	7.92	23	5.0	19	4.1	54t	36/271	85.9
Opponents	577	320	4222	55.5	7.32	23	4.0	21	3.6	75t	47/362	76.9



# 1990 SAINTS STATISTICS

RECORD: 8-8

FINISH: 2nd-NFC WEST

Date	W/L	Score	Opponent	Attendance	SCORING	TD	Ru	Pa	Rt	Pat	FG	S	TP	PUNTING	No	Yds	Avg	Net	TB	I20	LG	B
9/10	L	12-13	San Francisco	68,629	Andersen	0	0	0	0	29/29	21/27	0	92	Barnhardt	70	2990	42.7	36.2	6	20	65	1
9/16	L	3-32	at Minnesota	56,272	Mayes	7	7	0	0	0	0	0	42	Saints	70	2990	42.7	36.2	6	20	65	1
9/23	W	28-7	Phoenix	61,110	E. Martin	5	0	5	0	0	0	0	30	Opponents	74	3024	40.9	34.9	2	18	57	1
10/7	L	27-28	at Atlanta	57,401	Heyward	4	4	0	0	0	0	0	24									
10/14	W	25-20	Cleveland	68,608	Turner	4	0	4	0	0	0	0	24									
10/21	L	10-23	at Houston	57,908	Brenner	2	0	2	0	0	0	0	12									
10/28	L	10-27	Detroit	64,368	Fenerty	2	2	0	0	0	0	0	12									
11/4	W	21-7	at Cincinnati	60,067	Perriman	2	0	2	0	0	0	0	12									
11/11	W	35-7	Tampa Bay	67,865	Fourcade	1	1	0	0	0	0	0	6									
11/18	L	17-31	at Washington	52,573	Hilliard	1	0	1	0	0	0	0	6									
11/25	W	10-7	Atlanta	68,629	Maxie	1	0	0	1	0	0	0	6									
12/2	L	13-17	at Dallas	60,087	Scales	1	0	1	0	0	0	0	6									
12/9	W	24-20	at L.A. Rams	56,864	Saints	30	14	15	1	29/29	21/27	1	274									
12/16	L	6-9	Pittsburgh	68,582	Opponents	30	8	21	1	30/30	21/35	1	275									
12/23	W	13-10	at San Francisco	60,112																		
12/31	W	20-17	L.A. Rams	68,647																		

TEAM STATISTICS	N.O.	OPP.
<b>TOTAL FIRST DOWNS</b>	<b>253</b>	<b>279</b>
Rushing	107	91
Passing	133	167
Penalty	13	21
3rd Down: Made/Att.	84/209	85/217
3rd Down Pct.	40.2	39.2
4th Down: Made/Att.	5/9	9/17
4th Down Pct.	55.6	52.9
<b>POSSESSION AVG.</b>	<b>29:59</b>	<b>30:01</b>
<b>TOTAL NET YARDS</b>	<b>4476</b>	<b>4878</b>
Avg. Per Game	279.8	304.9
Total Plays	931	986
Avg. Per Play	4.8	4.9
<b>NET YARDS RUSHING</b>	<b>1850</b>	<b>1559</b>
Avg. Per Game	115.6	97.4
Total Rushes	464	410
<b>NET YARDS PASSING</b>	<b>2626</b>	<b>3319</b>
Avg. Per Game	164.1	207.4
Sacked/Yards Lost	20/131	42/265
Gross Yards	2757	3584
Att./Completions	447/226	534/316
Completion Pct.	50.6	59.2
Had Intercepted	23	2
<b>PUNTS/AVERAGE</b>	<b>71/42.1</b>	<b>74/40.9</b>
<b>NET PUNTING AVG.</b>	<b>71/36.2</b>	<b>74/34.9</b>
<b>PENALTIES/YARDS</b>	<b>108/829</b>	<b>87/655</b>
<b>FUMBLES/BALL LOST</b>	<b>29/16</b>	<b>35/19</b>
<b>TOUCHDOWNS</b>	<b>30</b>	<b>30</b>
Rushing	14	8
Passing	15	21
Returns	1	1

Score by Periods	1	2	3	4	OT	TOT
Saints	54	82	48	90	0	274
Opponents	30	82	76	87	0	275

**SACKS:** Swilling 11.0, Turnbull 9.0, Jackson 6.0, Wilks 5.5, W. Martin 4.0, Atkins 3.0, Cook 1.0, Johnson 1.0, Simmons 1.0, Mills 0.5, Saints 42.0, Opp. 20.0

RUSHING	No	Yds	Avg	LG	TD
Heyward	129	599	4.6	47t	4
Mayes	138	510	3.7	18	7
Fenerty	73	355	4.9	60t	2
Hilliard	90	284	3.2	17	0
Fourcade	15	77	5.1	12	1
Walsh	19	25	1.3	18	0
<b>Saints</b>	<b>464</b>	<b>1850</b>	<b>4.0</b>	<b>60t</b>	<b>14</b>
<b>Opponents</b>	<b>410</b>	<b>1559</b>	<b>3.8</b>	<b>35</b>	<b>8</b>

RECEIVING	No	Yds	Avg	LG	TD
E. Martin	63	912	14.5	58	5
Perriman	36	382	10.6	29	2
Turner	21	396	18.9	68t	4
Fenerty	18	209	11.6	28	0
Heyward	18	121	6.7	12	0
Brenner	17	213	12.5	31t	2
Hilliard	14	125	8.9	20	1
Mayes	12	121	10.1	66	0
Tices	11	113	10.3	19	0
Scales	8	64	8.0	20	1
Alphain	4	57	14.3	17	0
Hill	3	35	11.7	13	0
Hilgenberg	1	9	9.0	9	0
<b>Saints</b>	<b>226</b>	<b>2757</b>	<b>12.2</b>	<b>68t</b>	<b>15</b>
<b>Opponents</b>	<b>316</b>	<b>3584</b>	<b>11.3</b>	<b>51t</b>	<b>21</b>

INTERCEPTIONS	No	Yds	Avg	LG	TD
Maxie	2	88	44.0	50t	1
Cook	2	55	27.5	50	0
Atkins	2	15	7.5	15	0
Thompson	2	0	0.0	0	0
<b>Saints</b>	<b>8</b>	<b>158</b>	<b>19.8</b>	<b>50t</b>	<b>1</b>
<b>Opponents</b>	<b>23</b>	<b>283</b>	<b>12.3</b>	<b>73</b>	<b>0</b>

KICKOFF RET	No	Yds	Avg	LG	TD
Fenerty	28	572	20.4	58	0
Atkins	19	471	24.8	50	0
Morse	4	56	14.0	18	0
V. Buck	3	38	12.7	17	0
Mayes	2	39	19.5	21	0
Heyward	1	12	12.0	12	0
Mack	1	17	17.0	17	0
<b>Saints</b>	<b>58</b>	<b>1205</b>	<b>20.8</b>	<b>58</b>	<b>0</b>
<b>Opponents</b>	<b>36</b>	<b>583</b>	<b>16.2</b>	<b>56</b>	<b>0</b>

FIELD GOALS	1-19	20-29	30-39	40-49	50+
Andersen	0/0	5/5	5/6	8/12	3/4
<b>Saints</b>	<b>0/0</b>	<b>5/5</b>	<b>5/6</b>	<b>8/12</b>	<b>3/4</b>
<b>Opponents</b>	<b>1/1</b>	<b>3/3</b>	<b>10/13</b>	<b>6/10</b>	<b>1/8</b>

**Andersen:** (41G, 39G, 28G, 32G) (37G) ( ) (46G, 23G) (52G, 39N) (20G, 40B) (47G) (48N) ( ) (38G) (43N, 20G) (43G, 50G) (48G) (50G, 43G) (30G, 40G) (51N, 48N, 41G, 24G)

**Opponents:** (52G, 55N, 52N, 47N, 38G) (30G, 48G, 38G) (52N, 37B) (40N) (37G, 39G) (43G, 45G, 33G) (39N, 52N, 25G, 39G) (43N) ( ) (39G) (51N, 51N) (47G) (38G, 18G) (46N, 29G, 42G, 43G) (59N, 30G) (30N, 24G)

1990 NFC WEST STANDINGS				
Saints Finish: 2nd place				
	W	L	T	Pct.
San Francisco	14	2	0	.875
<b>New Orleans</b>	<b>8</b>	<b>8</b>	<b>0</b>	<b>.500</b>
L.A. Rams	5	11	0	.313
Atlanta	5	11	0	.313

PASSING	Att	Cmp	Yds	Cmp%	Yds/Att	TD	TD%	Int	Int%	Long	Sk/Yds	Rating
Walsh	327	175	1970	53.5	6.02	12	3.7	13	4.0	58	10/76	67.5
Fourcade	116	50	785	43.1	6.77	3	2.6	8	6.9	68t	8/44	46.1
Kramer	3	1	2	33.3	0.67	0	0.0	1	33.3	2	2/11	2.8
Heyward	1	0	0	0.0	0.00	0	0.0	1	100.0	0	0/0	0.0
<b>Saints</b>	<b>447</b>	<b>226</b>	<b>2757</b>	<b>50.6</b>	<b>6.17</b>	<b>15</b>	<b>3.4</b>	<b>23</b>	<b>5.1</b>	<b>68t</b>	<b>20/131</b>	<b>59.7</b>
<b>Opponents</b>	<b>534</b>	<b>316</b>	<b>3584</b>	<b>59.2</b>	<b>6.71</b>	<b>21</b>	<b>3.9</b>	<b>8</b>	<b>1.5</b>	<b>51t</b>	<b>42/265</b>	<b>86.2</b>

# 1991 SAINTS STATISTICS

## RECORD: 11-5

## FINISH: 1st-NFC WEST

Date	W/L	Score	Opponent	Attendance
9/1	W	27-24	Seattle	68,492
9/8	W	17-10	at Kansas City	74,816
9/15	W	24-7	L.A. Rams	68,583
9/22	W	26-0	Minnesota	68,591
9/29	W	27-6	at Atlanta	56,556
10/3	W	13-6	at Philadelphia	64,224
10/10	W	23-7	Tampa Bay	68,591
10/27	L	17-20	Chicago	68,591
11/3	W	24-17	at L.A. Rams	58,713
11/10	W	10-3	San Francisco	68,591
11/17	L	21-24	at San Diego	48,420
11/24	Lot	20-23	Atlanta	68,591
12/1	L	24-38	at San Francisco	62,092
12/8	L	14-23	at Dallas	64,530
12/16	W	27-0	L.A. Raiders	68,625
12/22	W	27-3	at Phoenix	30,928

TEAM STATISTICS	N.O.	OPP.
<b>TOTAL FIRST DOWNS</b>	<b>267</b>	<b>214</b>
Rushing	93	63
Passing	157	137
Penalty	17	12
3rd Down: Made/Att.	86/228	49/188
3rd Down Pct.	37.7	26.1
4th Down: Made/Att.	5/10	4/13
4th Down Pct.	50.0	30.8
<b>POSSESSION AVG.</b>	<b>33:58</b>	<b>26:02</b>
<b>TOTAL NET YARDS</b>	<b>4968</b>	<b>3933</b>
Avg. Per Game	310.5	245.8
Total Plays	1008	875
Avg. Per Play	4.9	4.5
<b>NET YARDS RUSHING</b>	<b>1709</b>	<b>1213</b>
Avg. Per Game	106.8	75.8
Total Rushes	483	334
<b>NET YARDS PASSING</b>	<b>3259</b>	<b>2720</b>
Avg. Per Game	203.7	170.0
Sacked/Yards Lost	19/160	50/337
Gross Yards	3419	3057
Att./Completions	506/292	491/259
Completion Pct.	57.7	52.7
Had Intercepted	15	29
<b>PUNTS/AVERAGE</b>	<b>87/43.0</b>	<b>88/42.3</b>
<b>NET PUNTING AVG.</b>	<b>87/35.3</b>	<b>88/37.1</b>
<b>PENALTIES/YARDS</b>	<b>101/801</b>	<b>95/711</b>
<b>FUMBLES/BALL LOST</b>	<b>24/15</b>	<b>34/19</b>
<b>TOUCHDOWNS</b>	<b>38</b>	<b>23</b>
Rushing	15	6
Passing	20	12
Returns	3	5

Score by Periods	1	2	3	4	OT	TOT
Saints	61	120	75	85	0	341
Opponents	23	59	54	72	3	211

SCORING	TD	Ru	Pa	Rt	PAT	FG	S	TP
Andersen	0	0	0	0	38/38	25/32	0	113
Turner	8	0	8	0	0	48	0	30
Fenerty	5	3	2	0	0	30	0	30
Heyward	5	4	1	0	0	30	0	30
Hilliard	5	4	1	0	0	30	0	30
E. Martin	4	0	4	0	0	24	0	24
Jordan	3	2	1	0	0	18	0	18
Early	2	0	2	0	0	12	0	12
McAfee	2	2	0	0	0	12	0	12
Carroll	1	0	1	0	0	6	0	6
Maxie	1	0	0	1	0	6	0	6
Swilling	1	0	0	1	0	6	0	6
Warren	1	0	0	1	0	6	0	6
<b>Saints</b>	<b>38</b>	<b>15</b>	<b>20</b>	<b>3</b>	<b>38/38</b>	<b>25/32</b>	<b>0</b>	<b>341</b>
<b>Opponents</b>	<b>23</b>	<b>6</b>	<b>12</b>	<b>5</b>	<b>22/23</b>	<b>17/21</b>	<b>0</b>	<b>211</b>

**SACKS:** Swilling 17.0, Jackson 11.5, Warren 7.0, W. Martin 3.5, Atkins 3.0, Goff 2.0, Wilks 2.0, Miller 1.0, Mills 1.0, Turnbull 1.0, James E. Williams 1.0, **Saints 50.0, Opp. 19.0**

RUSHING	No	Yds	Avg	LG	TD
McAfee	109	494	4.5	34	2
Fenerty	139	477	3.4	54	3
Heyward	76	260	3.4	15	4
Hilliard	79	252	3.2	65t	4
Jordan	47	150	3.2	25	2
Hebert	18	56	3.1	16	0
Early	3	13	4.3	6	0
Morse	3	7	2.3	8	0
Barnhardt	1	0	0.0	0	0
Walsh	8	0	0.0	3	0
<b>Saints</b>	<b>483</b>	<b>1709</b>	<b>3.5</b>	<b>65t</b>	<b>15</b>
<b>Opponents</b>	<b>334</b>	<b>1213</b>	<b>3.6</b>	<b>33</b>	<b>6</b>

RECEIVING	No	Yds	Avg	LG	TD
E. Martin	66	803	12.2	30	4
Turner	64	927	14.5	65t	8
Early	32	541	16.9	52	2
Fenerty	26	235	9.0	50t	2
Tice	22	230	10.5	22	0
Hilliard	21	127	6.0	14t	1
Carroll	18	184	10.2	31t	1
Brenner	16	179	11.2	21	0
Jordan	15	92	6.1	19	1
Heyward	4	34	8.5	22t	1
Newman	3	33	11.0	14	0
Scales	3	23	7.7	14	0
McAfee	1	8	8.0	8	0
Wainright	1	3	3.0	3	0
<b>Saints</b>	<b>292</b>	<b>3419</b>	<b>11.7</b>	<b>65t</b>	<b>20</b>
<b>Opponents</b>	<b>259</b>	<b>3057</b>	<b>11.8</b>	<b>80t</b>	<b>12</b>

INTERCEPTIONS	No	Yds	Avg	LG	TD
Atkins	5	198	39.6	79	0
V. Buck	5	12	2.4	12	0
Glenn	4	35	8.8	18	0
Jones	3	61	20.3	51	0
Cook	3	54	18.0	22	0
Maxie	3	33	11.0	31t	1
Mills	2	13	6.5	8	0
Swilling	1	39	39.0	39t	1
V. Johnson	1	19	19.0	19	0
Thompson	1	14	14.0	14	0
Petry	1	4	4.0	4	0
<b>Saints</b>	<b>29</b>	<b>482</b>	<b>16.6</b>	<b>79</b>	<b>2</b>
<b>Opponents</b>	<b>15</b>	<b>257</b>	<b>17.1</b>	<b>59t</b>	<b>2</b>

PUNTING	No	Yds	Avg	Net	TB	120	LG	B
Barnhardt	86	3743	43.5	35.3	10	20	61	1
<b>Saints</b>	<b>87</b>	<b>3743</b>	<b>43.0</b>	<b>35.3</b>	<b>10</b>	<b>20</b>	<b>61</b>	<b>1</b>
<b>Opponents</b>	<b>88</b>	<b>3725</b>	<b>42.3</b>	<b>31.1</b>	<b>7</b>	<b>20</b>	<b>64</b>	<b>1</b>

PUNT RET	Ret	FC	Yds	Avg	LG	TD
V. Buck	31	13	260	8.4	52	0
Fenerty	12	6	55	4.6	13	0
Morse	1	0	2	2.0	2	0
<b>Saints</b>	<b>44</b>	<b>19</b>	<b>317</b>	<b>7.2</b>	<b>52</b>	<b>0</b>
<b>Opponents</b>	<b>50</b>	<b>11</b>	<b>470</b>	<b>9.4</b>	<b>40</b>	<b>0</b>

KICKOFF RET	No	Yds	Avg	LG	TD
Atkins	20	368	18.4	27	0
Jennings	12	213	17.8	24	0
Early	9	168	18.7	34	0
Morse	3	60	20.0	21	0
Fenerty	2	28	14.0	14	0
Jordan	2	18	9.0	18	0
Glenn	1	10	10.0	10	0
McAfee	1	14	14.0	14	0
<b>Saints</b>	<b>50</b>	<b>879</b>	<b>17.6</b>	<b>34</b>	<b>0</b>
<b>Opponents</b>	<b>35</b>	<b>851</b>	<b>24.3</b>	<b>98t</b>	<b>2</b>

FIELD GOALS	1-19	20-29	30-39	40-49	50+
Andersen	0/0	6/6	11/13	6/9	2/4
<b>Saints</b>	<b>0/0</b>	<b>6/6</b>	<b>11/13</b>	<b>6/9</b>	<b>2/4</b>
<b>Opponents</b>	<b>1/1</b>	<b>3/3</b>	<b>5/6</b>	<b>6/7</b>	<b>2/4</b>

**Andersen:** (47G, 31G) (40G) (42G) (34G, 30G, 38G, 26G) (23G, 31G) (36G, 43N, 26G) (32G, 28G, 48G, 40N) (60G) (45G, 37N) (21G) (39N) (39G, 31G, 55N) (52G) (54N) (37G, 41N, 42G) (27G, 39G)

**Opponents:** (37G, 37N) (23G) ( ) ( ) ( ) (48G, 41G) ( ) (34G, 48G, 51N) (31G) (32G, 44N) (19G) (25G, 27G, 50G) (42G) (50G, 41G, 40G) (52N) (38G)

### 1991 NFC WEST STANDINGS

Saints Finish:	W	L	T	Pct.
New Orleans	11	5	0	.688
Atlanta	10	6	0	.625
San Francisco	10	6	0	.625
L.A. Rams	3	13	0	.188

PASSING	Att	Cmp	Yds	Cmp%	Yds/Att	TD	TD%	Int	Int%	Long	Sk/Yds	Rating
Walsh	255	141	1638	55.3	6.42	11	4.3	6	2.4	41	3/26	79.5
Hebert	248	149	1676	60.1	6.76	9	3.6	8	3.2	65t	16/134	79.0
M. Buck	2	1	61	50.0	30.50	0	0.0	1	50.0	61	0/0	56.3
Heyward	1	1	44	100.0	44.00	0	0.0	0	0.0	44	0/0	118.8
<b>Saints</b>	<b>506</b>	<b>292</b>	<b>3419</b>	<b>57.7</b>	<b>6.76</b>	<b>20</b>	<b>4.0</b>	<b>15</b>	<b>3.0</b>	<b>65t</b>	<b>19/160</b>	<b>79.2</b>
<b>Opponents</b>	<b>491</b>	<b>259</b>	<b>3057</b>	<b>52.7</b>	<b>6.23</b>	<b>12</b>	<b>2.4</b>	<b>29</b>	<b>5.9</b>	<b>80t</b>	<b>50/337</b>	<b>55.5</b>

## 1992 SAINTS STATISTICS

RECORD: 12-4

FINISH: 2nd-NFC WEST

Date	W/L	Score	Opponent	Attendance	SCORING	TD	Ru	Pa	Rt	PAT	FG	S	TP	INTERCEPTIONS	No	Yds	Avg	LG	TD				
9/6	L	13-15	at Philadelphia	63,513	Andersen	0	0	0	0	33/34	29/34	0	120	Cook	6	90	15.0	48t	1				
9/13	W	28-6	Chicago	68,591	Hilliard	7	3	4	0			0	42	Atkins	3	0	0.0	0	0				
9/20	W	10-7	at Atlanta	67,328	Early	5	0	5	0			0	30	Jones	2	71	35.5	71t	1				
9/27	L	10-16	San Francisco	68,591	E. Martin	5	0	5	0			0	30	V. Buck	2	51	25.5	34t	1				
10/4	W	13-7	at Detroit	66,971	Dunbar	3	3	0	0			0	18	Taylor	2	20	10.0	20	0				
10/11	W	13-10	L.A. Rams	68,591	Heyward	3	3	0	0			0	18	Maxie	2	12	6.0	8	0				
10/18	W	30-21	at Phoenix	27,735	Small	3	0	3	0			0	18	Mills	1	10	10.0	10	0				
11/1	W	23-21	Tampa Bay	68,591	Carroll	2	0	2	0			0	12	Saints	18	254	14.1	71t	3				
11/8	W	31-14	at New England	45,413	Goff	2	0	0	2			0	12	Opponents	16	280	17.5	56t	2				
11/15	L	20-21	at San Francisco	64,895	V. Buck	1	0	0	1			0	6										
11/23	W	20-3	Washington	68,591	Cook	1	0	0	1			0	6	PUNTING	No	Yds	Avg	Net	TB	I20	LG	B	
11/29	W	24-13	Miami	68,591	Jones	1	0	0	1			0	6	Barnhardt	67	2947	44.0	37.7	10	19	62	0	
12/3	W	22-14	Atlanta	68,591	McAfee	1	1	0	0			0	6	Saints	67	2947	44.0	37.7	10	19	62	0	
12/13	W	37-14	at L.A. Rams	47,355	Mills	1	0	0	1			0	6	Opponents	89	3666	41.2	37.0	7	18	59	1	
12/20	L	16-20	Buffalo	68,591	Saints	35	10	19	6	33/34	29/34	0	330										
12/26	W	20-0	at New York Jets	45,614	Opponents	24	8	13	3	22/24	12/17	0	202	PUNT RET	Ret	FC	Yds	Avg	LG	TD			

TEAM STATISTICS	N.O.	OPP.
<b>TOTAL FIRST DOWNS</b>	<b>267</b>	<b>246</b>
Rushing	92	86
Passing	155	146
Penalty	20	14
3rd Down: Made/Att.	75/197	71/209
3rd Down Pct.	38.1	34.0
4th Down: Made/Att.	3/8	8/18
4th Down Pct.	37.5	44.4
<b>POSSESSION AVG.</b>	<b>31:10</b>	<b>28:50</b>
<b>TOTAL NET YARDS</b>	<b>4806</b>	<b>4075</b>
Avg. Per Game	300.4	254.7
Total Plays	895	949
Avg. Per Play	5.4	4.3
<b>NET YARDS RUSHING</b>	<b>1628</b>	<b>1605</b>
Avg. Per Game	101.8	100.3
Total Rushes	454	381
<b>NET YARDS PASSING</b>	<b>3178</b>	<b>2470</b>
Avg. Per Game	198.6	154.4
Sacked/Yards Lost	15/119	57/376
Gross Yards	3297	2846
Att./Completions	426/251	511/287
Completion Pct.	58.9	56.2
Had Intercepted	16	18
<b>PUNTS/AVERAGE</b>	<b>67/44.0</b>	<b>89/41.2</b>
<b>NET PUNTING AVG.</b>	<b>67/37.7</b>	<b>89/37.0</b>
<b>PENALTIES/YARDS</b>	<b>60/567</b>	<b>77/729</b>
<b>FUMBLES/BALL LOST</b>	<b>27/13</b>	<b>37/20</b>
<b>TOUCHDOWNS</b>	<b>35</b>	<b>24</b>
Rushing	10	8
Passing	19	13
Returns	6	3

Score by Periods	1	2	3	4	OT	TOT
Saints	70	86	91	83	0	330
Opponents	26	64	31	81	0	202

**SACKS:** W. Martin 15.5, Jackson 13.5, Swilling 10.5, Warren 4.0, Wilks 4.0, Mills 3.0, Turnbull 1.5, Cook 1.0, Johnson 1.0, Maxie 1.0, Miller 1.0, V. Buck 0.5, Smeenge 0.5, **Saints 57.0, Opp. 15.0**

RUSHING	No	Yds	Avg	LG	TD
Dunbar	154	565	3.7	25	3
Hilliard	115	445	3.9	22	3
Heyward	104	416	4.0	23	3
McAfee	39	114	2.9	19	1
Hebert	32	95	3.0	18	0
Early	3	-1	-3.7	7	0
Barnhardt	4	-2	-5.0	12	0
M. Buck	3	-4	-1.3	-1	0
<b>Saints</b>	<b>454</b>	<b>1628</b>	<b>3.6</b>	<b>25</b>	<b>10</b>
<b>Opponents</b>	<b>381</b>	<b>1605</b>	<b>4.2</b>	<b>41</b>	<b>8</b>

RECEIVING	No	Yds	Avg	LG	TD
E. Martin	68	1041	15.3	52t	5
Hilliard	48	465	9.7	41	4
Small	30	566	18.9	59t	5
Heyward	23	278	12.1	33	3
Carroll	19	159	8.4	21	0
Brenner	18	292	16.2	72t	2
Wainwright	12	161	13.4	23	0
Dunbar	9	62	6.9	13	0
Turner	5	43	8.6	18	0
Stowers	4	23	5.8	8	0
Newman	3	21	7.0	8	0
McAfee	1	16	16.0	16	0
Dowdell	1	6	6.0	6	0
Lipps	1	1	1.0	1	0
Cooper	0	20	---	20	0
<b>Saints</b>	<b>251</b>	<b>3297</b>	<b>13.1</b>	<b>72t</b>	<b>19</b>
<b>Opponents</b>	<b>287</b>	<b>2846</b>	<b>9.9</b>	<b>44</b>	<b>13</b>

PUNT RET	Ret	FC	Yds	Avg	LG	TD
Newman	23	10	158	6.9	18	0
Dowdell	12	6	37	3.1	34	0
Lipps	5	1	22	4.4	16	0
Turner	3	0	10	3.3	5	0
V. Buck	2	4	4	2.0	3	0
<b>Saints</b>	<b>45</b>	<b>21</b>	<b>231</b>	<b>5.1</b>	<b>34</b>	<b>0</b>
<b>Opponents</b>	<b>31</b>	<b>21</b>	<b>218</b>	<b>7.0</b>	<b>34</b>	<b>0</b>

KICKOFF RET	No	Yds	Avg	LG	TD
McAfee	19	393	20.7	38	0
Dunbar	10	187	18.7	27	0
Hilliard	7	130	18.6	48	0
Newman	3	62	20.7	29	0
Heyward	1	14	14.0	0	0
Jordan	1	18	18.0	18	0
Kenard	1	11	11.0	11	0
<b>Saints</b>	<b>42</b>	<b>815</b>	<b>19.4</b>	<b>48</b>	<b>0</b>
<b>Opponents</b>	<b>40</b>	<b>923</b>	<b>23.1</b>	<b>60</b>	<b>0</b>

FIELD GOALS	1-19	20-29	30-39	40-49	50+
Andersen	0/0	10/10	8/10	8/11	3/3
<b>Saints</b>	<b>0/0</b>	<b>10/10</b>	<b>8/10</b>	<b>8/11</b>	<b>3/3</b>
<b>Opponents</b>	<b>1/1</b>	<b>3/3</b>	<b>5/7</b>	<b>3/4</b>	<b>0/2</b>
Andersen:	(39G, 31G, 41N) (42N) (47G) (42G, 37N) (47N, 50G, 20G) (26G, 30G) (52G)				
	(39N, 31G, 45G, 50G) (46G) (29G, 42G)				
	(43G, 45G) (26G) (20G, 31G, 24G, 26G, 37G)				
	(21G) (35G, 27G, 42G) (27G, 36G)				
Opponents:	(18G) (39G, 30G, 37N) (41N)				
	(40G, 26G, 42G) ( ) (30G) ( ) ( ) (32N)				
	(34G) (55N, 48G, 34G) ( ) ( ) (25G, 50N, 29G)				
	( )				

## 1992 NFC WEST STANDINGS

Saints Finish: 2nd place	W	L	T	Pct.
San Francisco	14	2	0	.875
New Orleans	12	4	0	.750
Atlanta	6	10	0	.375
L.A. Rams	6	10	0	.375

PASSING	Att	Cmp	Yds	Cmp%	Yds/Att	TD	TD%	Int	Int%	Long	Sk/Yds	Rating
Hebert	422	249	3287	59.0	7.79	19	4.5	16	3.8	72t	15/119	82.9
M. Buck	4	2	10	50.0	2.50	0	0.0	0	0.0	10	0/0	56.3
<b>Team</b>	<b>426</b>	<b>251</b>	<b>3297</b>	<b>58.9</b>	<b>7.74</b>	<b>19</b>	<b>4.5</b>	<b>16</b>	<b>3.8</b>	<b>72t</b>	<b>15/119</b>	<b>82.6</b>
<b>Opponents</b>	<b>511</b>	<b>287</b>	<b>2846</b>	<b>56.2</b>	<b>5.57</b>	<b>13</b>	<b>2.5</b>	<b>18</b>	<b>3.5</b>	<b>44</b>	<b>57/376</b>	<b>65.9</b>

# 1993 SAINTS STATISTICS

RECORD: 8-8

FINISH: 2nd-NFC WEST

Date	W/L	Score	Opponent	Attendance
9/5	W	33-21	Houston	69,029
9/12	W	34-31	at Atlanta	64,287
9/19	W	14-3	Detroit	69,039
9/26	W	16-13	San Francisco	69,041
10/3	W	37-6	at L.A. Rams	50,709
10/17	L	14-37	at Pittsburgh	56,056
10/24	L	15-26	Atlanta	69,043
10/31	W	20-17	at Phoenix	36,778
11/14	L	17-19	Green Bay	69,043
11/22	L	7-42	at San Francisco	66,500
11/28	W	17-14	at Minnesota	53,030
12/5	L	13-17	at Cleveland	60,388
12/12	L	20-23	L.A. Rams	69,033
12/20	L	14-24	N.Y. Giants	69,036
12/26	L	26-37	at Philadelphia	50,085
1/2	W	20-13	Cincinnati	58,036

TEAM STATISTICS	N.O.	OPP.
<b>TOTAL FIRST DOWNS</b>	<b>264</b>	<b>273</b>
Rushing	94	116
Passing	158	145
Penalty	12	12
3rd Down: Made/Att.	72/203	92/227
3rd Down Pct.	35.5	40.5
4th Down: Made/Att.	7/11	9/16
4th Down Pct.	63.6	56.3
<b>POSSESSION AVG.</b>	<b>28:32</b>	<b>31:28</b>
<b>TOTAL NET YARDS</b>	<b>4707</b>	<b>4696</b>
Avg. Per Game	294.2	293.5
Total Plays	935	1008
Avg. Per Play	5.0	4.7
<b>NET YARDS RUSHING</b>	<b>1766</b>	<b>2090</b>
Avg. Per Game	110.4	130.6
Total Rushes	414	513
<b>NET YARDS PASSING</b>	<b>2941</b>	<b>2606</b>
Avg. Per Game	183.8	162.9
Sacked/Yards Lost	40/242	51/318
Gross Yards	3183	2924
Att./Completions	481/274	444/259
Completion Pct.	57.0	58.3
Had Intercepted	21	10
<b>PUNTS/AVERAGE</b>	<b>77/43.6</b>	<b>80/42.3</b>
<b>NET PUNTING AVG.</b>	<b>77/37.5</b>	<b>80/34.8</b>
<b>PENALTIES/YARDS</b>	<b>81/663</b>	<b>86/590</b>
<b>FUMBLES/BALL LOST</b>	<b>24/13</b>	<b>30/20</b>
<b>TOUCHDOWNS</b>	<b>33</b>	<b>39</b>
Rushing	10	7
Passing	18	22
Returns	5	10
<b>Score by Periods</b>	<b>1 2 3 4 OT TOT</b>	
Saints	66 80 60 111 0	317
Opponents	78 106 72 87 0	343

SCORING	TD	Ru	Pa	Rt	PAT	FG	S	TP
Andersen	0	0	0	0	33/33	28/35	0	117
Early	6	0	6	0			0	36
Brown	3	2	1	0			0	18
Hilliard	3	2	1	0			0	18
Hughes	3	0	0	3			0	18
E. Martin	3	0	0	0			0	18
Muster	3	3	0	0			0	18
Smith	2	0	2	0			0	12
Brenner	1	0	1	0			0	6
Dowdell	1	0	1	0			0	6
McAfee	1	1	0	0			0	6
Mills	1	0	0	1			0	6
Neal	1	1	0	0			0	6
Ned	1	1	0	0			0	6
Newman	1	0	1	0			0	6
Small	1	0	1	0			0	6
Turner	1	0	0	1			0	6
Warren	1	0	0	1			0	6
Stowers	0	0	0	0			1	2
<b>Saints</b>	<b>33</b>	<b>10</b>	<b>18</b>	<b>5</b>	<b>33/33</b>	<b>28/35</b>	<b>1</b>	<b>317</b>
<b>Opponents</b>	<b>39</b>	<b>7</b>	<b>22</b>	<b>10</b>	<b>35/39</b>	<b>24/30</b>	<b>1</b>	<b>343</b>
<b>SACKS:</b> Turnbull 13.0, Jackson 11.5, Johnson 5.0, W. Martin 5.0, V. Buck 3.0, Miller 2.5, Goff 2.0, Mills 2.0, James E. Williams 2.0, Atkins 1.0, Cook 1.0, Jones 1.0, Smeenge 1.0, Warren 1.0, <b>Saints 51.0, Opp. 40.0</b>								
RUSHING	No	Yds	Avg	LG	TD			
Brown	180	705	3.9	60	2			
Wilson	31	230	7.4	44	0			
Muster	64	214	3.3	18	3			
Neal	21	175	8.3	74t	1			
Hilliard	50	165	3.3	16	2			
McAfee	51	160	3.1	27	1			
Ned	9	71	7.9	35t	1			
Early	2	32	16.0	26	0			
Barnhardt	1	18	18.0	18	0			
M. Buck	1	0	0.0	0	0			
Walsh	4	-4	-1.0	-1	0			
<b>Saints</b>	<b>414</b>	<b>1766</b>	<b>4.3</b>	<b>74t</b>	<b>10</b>			
<b>Opponents</b>	<b>513</b>	<b>2090</b>	<b>4.1</b>	<b>71t</b>	<b>7</b>			
RECEIVING	No	Yds	Avg	LG	TD			
E. Martin	66	950	14.4	54t	3			
Early	45	670	14.9	63t	6			
Hilliard	40	296	7.4	34	1			
Muster	23	195	8.5	31	0			
Brown	21	170	8.1	19	1			
Smith	16	180	11.3	23	2			
Small	16	164	10.3	17	1			
Turner	12	163	13.6	52	1			
Brenner	11	171	15.5	27	1			
Ned	9	54	6.0	14	0			
Newman	8	121	15.1	32	1			
Dowdell	6	46	7.7	11t	1			
McAfee	1	3	3.0	3	0			
<b>Saints</b>	<b>274</b>	<b>3183</b>	<b>11.6</b>	<b>63t</b>	<b>18</b>			
<b>Opponents</b>	<b>259</b>	<b>2924</b>	<b>11.3</b>	<b>98t</b>	<b>22</b>			

INTERCEPTIONS	No	Yds	Avg	LG	TD			
Atkins	3	59	19.7	37	0			
Taylor	2	32	16.0	30	0			
V. Buck	2	28	14.0	28	0			
Jones	1	12	12.0	12	0			
Turnbull	1	2	2.0	2	0			
Cook	1	0	0.0	0	0			
<b>Saints</b>	<b>10</b>	<b>133</b>	<b>13.3</b>	<b>37</b>	<b>0</b>			
<b>Opponents</b>	<b>21</b>	<b>444</b>	<b>21.1</b>	<b>67t</b>	<b>6</b>			
PUNTING	No	Yds	Avg	Net	TB	120	LG	B
Barnhardt	77	3356	43.6	37.5	6	26	58	0
<b>Saints</b>	<b>77</b>	<b>3356</b>	<b>43.6</b>	<b>37.5</b>	<b>6</b>	<b>26</b>	<b>58</b>	<b>0</b>
<b>Opponents</b>	<b>80</b>	<b>3384</b>	<b>42.3</b>	<b>34.8</b>	<b>4</b>	<b>20</b>	<b>60</b>	<b>0</b>
PUNT RET	Ret	FC	Yds	Avg	LG	TD		
Hughes	37	21	503	13.6	83t	2		
Newman	1	0	14	14.0	14	0		
<b>Saints</b>	<b>38</b>	<b>21</b>	<b>517</b>	<b>13.6</b>	<b>83t</b>	<b>2</b>		
<b>Opponents</b>	<b>36</b>	<b>18</b>	<b>348</b>	<b>9.7</b>	<b>75t</b>	<b>1</b>		
KICKOFF RET	No	Yds	Avg	LG	TD			
Hughes	30	753	25.1	99t	1			
McAfee	28	580	20.7	55	0			
Brown	3	58	19.3	23	0			
Hilliard	1	17	17.0	17	0			
Dowdell	0	52	---	52	0			
<b>Saints</b>	<b>62</b>	<b>1460</b>	<b>23.5</b>	<b>99t</b>	<b>1</b>			
<b>Opponents</b>	<b>40</b>	<b>788</b>	<b>19.7</b>	<b>47</b>	<b>0</b>			
FIELD GOALS	1-19	20-29	30-39	40-49	50+			
Andersen	2/2	7/7	7/7	11/14	1/5			
<b>Saints</b>	<b>2/2</b>	<b>7/7</b>	<b>7/7</b>	<b>11/14</b>	<b>1/5</b>			
<b>Opponents</b>	<b>1/1</b>	<b>8/9</b>	<b>9/9</b>	<b>5/6</b>	<b>1/5</b>			
<b>Andersen:</b> (28G, 37G, 18G, 47G) (27G, 42N, 50N, 44G) ( ) (33G, 53N, 39G, 49G) (48G, 25G, 43G, 41N) ( ) (40G, 27G) (48G, 38G) (53N, 27G) ( ) (41N, 24G) (41G, 27G) (18G, 32G) ( ) (41G, 56G, 35G, 37G) (54N, 43G, 49G)								
<b>Opponents:</b> (50N) (20G) (41G) (34G, 30G) (33G, 37G) (40G, 22G, 29G) (19G, 32G, 38G, 30G) (28G, 49N) (38G, 21G, 44G, 36G) (51N, 28N) (53N, 51N) (43G) (22G) (22G) (46G) (22G, 31G)								
1993 NFC WEST STANDINGS								
Saints Finish: 2nd place								
	W	L	T	Pct.				
San Francisco	10	6	0	.625				
<b>New Orleans</b>	<b>8</b>	<b>8</b>	<b>0</b>	<b>.500</b>				
Atlanta	6	10	0	.375				
L.A. Rams	5	11	0	.313				

PASSING	Att	Cmp	Yds	Cmp%	Yds/Att	TD	TD%	Int	Int%	Long	Sk/Yds	Rating
Wilson	388	221	2457	57.0	6.33	12	3.1	15	3.9	42t	37/225	70.1
M. Buck	54	32	448	59.3	8.30	4	7.4	3	5.6	63t	3/17	87.6
Walsh	38	20	271	52.6	7.13	2	5.3	3	7.9	54t	0/0	60.3
Barnhardt	1	1	7	100.0	7.00	0	0.0	0	0.0	7	0/0	95.8
<b>Saints</b>	<b>481</b>	<b>274</b>	<b>3183</b>	<b>57.0</b>	<b>6.62</b>	<b>18</b>	<b>3.7</b>	<b>21</b>	<b>4.4</b>	<b>63t</b>	<b>40/242</b>	<b>71.4</b>
<b>Opponents</b>	<b>444</b>	<b>259</b>	<b>2924</b>	<b>58.3</b>	<b>6.59</b>	<b>22</b>	<b>5.0</b>	<b>10</b>	<b>2.3</b>	<b>98t</b>	<b>51/318</b>	<b>85.3</b>

## 1994 SAINTS STATISTICS

RECORD: 7-9

FINISH: 2nd-NFC WEST

Date	W/L	Score	Opponent	Attendance
9/4	L	17-30	Kansas City	69,362
9/11	L	24-38	Washington	58,049
9/18	W	9-7	at Tampa Bay	45,522
9/25	L	13-24	at San Francisco	63,971
10/2	W	27-22	New York Giants	55,076
10/9	L	7-17	at Chicago	63,822
10/16	L	22-36	San Diego	50,565
10/23	W	37-34	L.A. Rams	47,908
11/6	L	20-21	at Minnesota	57,564
11/13	W	33-32	Atlanta	60,313
11/20	L	19-24	at L.A. Raiders	41,722
11/28	L	14-35	San Francisco	61,304
12/4	W	31-15	at L.A. Rams	34,960
12/11	W	29-20	at Atlanta	61,307
12/19	L	16-24	Dallas	67,323
12/24	W	30-28	at Denver	64,445

TEAM STATISTICS	N.O.	OPP.
<b>TOTAL FIRST DOWNS</b>	<b>308</b>	<b>337</b>
Rushing	78	106
Passing	203	208
Penalty	27	23
3rd Down: Made/Att.	71/199	91/210
3rd Down Pct.	35.7	43.3
4th Down: Made/Att.	8/16	11/19
4th Down Pct.	50.0	57.9
<b>POSSESSION AVG.</b>	<b>29:04</b>	<b>30:56</b>
<b>TOTAL NET YARDS</b>	<b>5182</b>	<b>5569</b>
Avg. Per Game	323.9	348.1
Total Plays	966	1053
Avg. Per Play	5.4	5.3
<b>NET YARDS RUSHING</b>	<b>1336</b>	<b>1758</b>
Avg. Per Game	83.5	109.9
Total Rushes	373	458
<b>NET YARDS PASSING</b>	<b>3846</b>	<b>3811</b>
Avg. Per Game	240.4	238.2
Sacked/Yards Lost	24/181	36/196
Gross Yards	4027	4007
Att./Completions	569/366	559/353
Completion Pct.	64.3	63.1
Had Intercepted	18	17
<b>PUNTS/AVERAGE</b>	<b>67/43.6</b>	<b>60/42.6</b>
<b>NET PUNTING AVG.</b>	<b>67/33.5</b>	<b>60/37.4</b>
<b>PENALTIES/YARDS</b>	<b>88/678</b>	<b>105/922</b>
<b>FUMBLES/BALL LOST</b>	<b>22/14</b>	<b>28/14</b>
<b>TOUCHDOWNS</b>	<b>38</b>	<b>45</b>
Rushing	11	10
Passing	22	28
Returns	5	7

Score by Periods	1	2	3	4	OT	TOT
Saints	42	132	77	97	0	348
Opponents	82	120	83	122	0	407

SCORING	TD	Ru	Pa	Rt	Pat	FG	S	TP
Andersen	0	0	0	0	32/32	28/39	0	116
Bates	6	6	0	0	0	0	0	36
Small	5	0	5	0	0	0	0	32
Haynes	5	0	5	0	0	0	0	30
Walls	4	0	4	0	0	0	0	26
Brown	4	3	1	0	0	0	0	24
Early	4	0	4	0	0	0	0	24
Hughes	4	0	0	4	0	0	0	24
Smith	3	0	3	0	0	0	0	18
Muster	1	1	0	0	0	0	0	6
Neal	1	1	0	0	0	0	0	6
J. Williams	1	0	0	1	0	0	0	6
<b>Saints</b>	<b>38</b>	<b>11</b>	<b>22</b>	<b>5</b>	<b>32/32</b>	<b>28/39</b>	<b>0</b>	<b>348</b>
<b>Opponents</b>	<b>45</b>	<b>10</b>	<b>28</b>	<b>7</b>	<b>41/41</b>	<b>30/37</b>	<b>0</b>	<b>407</b>

2 Pt. Conv.: Small, Walls, Saints 2-6, Opp. 3-4

**SACKS:** Conner 10.5, Wayne Martin 10.0, Turnbull 6.5, Warren 4.0, Buck 1.0, J. Johnson 1.0, Legette 1.0, Mills 1.0, Tubbs 1.0, Saints 36.0, Opp. 24.0

RUSHING	No	Yds	Avg	LG	TD
Bates	151	579	3.8	40	6
Brown	146	489	3.3	16	3
Neal	30	90	3.0	12	1
Haynes	4	43	10.8	15	0
Ned	11	36	3.3	15	0
Everett	15	35	2.3	14	0
Barnhardt	1	21	21.0	21	0
W. Wilson	7	15	2.1	9	0
Early	2	10	5.0	8	0
Dunbar	3	9	3.0	3	0
Hughes	2	6	3.0	7	0
Muster	1	3	3.0	3	1
<b>Saints</b>	<b>373</b>	<b>1336</b>	<b>3.6</b>	<b>40</b>	<b>11</b>
<b>Opponents</b>	<b>458</b>	<b>1758</b>	<b>3.8</b>	<b>25t</b>	<b>10</b>

RECEIVING	No	Yds	Avg	LG	TD
Andersen	82	894	10.9	33	4
Haynes	77	985	12.8	78t	5
Early	49	719	14.7	75t	5
Brown	44	428	9.7	37	1
Smith	41	330	8.0	19	3
Walls	38	406	10.7	31	4
Ned	13	86	6.6	19	0
Muster	10	88	8.8	21	0
Bates	8	62	7.8	14	0
Neal	2	9	4.5	5	0
Mitchell	1	13	13.0	13	0
W. Williams	1	7	7.0	7	0
<b>Saints</b>	<b>366</b>	<b>4027</b>	<b>11.0</b>	<b>78t</b>	<b>22</b>
<b>Opponents</b>	<b>353</b>	<b>4007</b>	<b>11.4</b>	<b>59</b>	<b>28</b>

INTERCEPTIONS	No	Yds	Avg	LG	TD
Spencer	5	24	4.8	11	0
James E. Williams	2	42	21.0	33t	1
Hughes	2	31	15.5	31	0
Lee	2	3	1.5	3	0
Conner	1	56	56.0	56	0
Clark	1	30	30.0	30	0
Mills	1	10	10.0	10	0
Lumpkin	1	1	1.0	1	0
Buck	1	0	0.0	0	0
Tubbs	1	0	0.0	0	0
<b>Saints</b>	<b>17</b>	<b>197</b>	<b>11.6</b>	<b>56</b>	<b>1</b>
<b>Opponents</b>	<b>18</b>	<b>386</b>	<b>21.4</b>	<b>74t</b>	<b>3</b>

PUNTING	No	Yds	Avg	Net	TB	I20	LG	B
Barnhardt	67	2920	43.6	33.5	9	14	57	0
<b>Saints</b>	<b>67</b>	<b>2920</b>	<b>43.6</b>	<b>33.5</b>	<b>9</b>	<b>14</b>	<b>57</b>	<b>0</b>
<b>Opponents</b>	<b>60</b>	<b>2558</b>	<b>42.6</b>	<b>37.4</b>	<b>8</b>	<b>22</b>	<b>63</b>	<b>0</b>

PUNT RET	Ret	FC	Yds	Avg	LG	TD
Hughes	21	8	143	6.8	35	0
Mitchell	3	2	9	3.0	5	0
Legette	1	0	0	0.0	0	0
<b>Saints</b>	<b>25</b>	<b>10</b>	<b>152</b>	<b>6.1</b>	<b>35</b>	<b>0</b>
<b>Opponents</b>	<b>40</b>	<b>8</b>	<b>495</b>	<b>12.4</b>	<b>103t</b>	<b>2</b>

KICKOFF RET	No	Yds	Avg	LG	TD
Hughes	63	1556	24.7	98t	2
Ned	7	77	11.0	19	0
Mitchell	6	129	21.5	30	0
Smith	2	10	5.0	10	0
Bates	1	20	20.0	26	0
Brown	1	3	3.0	3	0
Dunbar	1	28	28.0	28	0
Neal	1	17	17.0	15	0
<b>Saints</b>	<b>82</b>	<b>1840</b>	<b>22.4</b>	<b>98t</b>	<b>2</b>
<b>Opponents</b>	<b>63</b>	<b>1493</b>	<b>23.7</b>	<b>86</b>	<b>0</b>

FIELD GOALS	1-19	20-29	30-39	40-49	50+
Andersen	0/0	9/9	11/14	8/10	0/6
<b>Saints</b>	<b>0/0</b>	<b>9/9</b>	<b>11/14</b>	<b>8/10</b>	<b>0/6</b>
<b>Opponents</b>	<b>0/0</b>	<b>8/10</b>	<b>12/13</b>	<b>9/11</b>	<b>1/3</b>

**Andersen:** (48G, 52N) (29G, 53N) (43G, 31G, 43G) (22G, 26G, 50N) (29G, 32G) (50B, 36N) (54N, 38N) (21G, 40G, 37G) (44G, 26G) (34G, 39G) (51N) ( ) (46G) (45G, 33G, 31G, 34G, 35G) (40N, 21G, 32G, 29G) (26G, 44B, 32B, 37G, 40G)

1994 NFC WEST STANDINGS				
Saints Finish: 2nd place				
	W	L	T	Pct.
San Francisco	13	3	0	.813
<b>New Orleans</b>	<b>7</b>	<b>9</b>	<b>0</b>	<b>.438</b>
Atlanta	7	9	0	.438
L.A. Rams	4	12	0	.250

PASSING	Att	Cmp	Yds	Cmp%	Yds/Att	TD	TD%	Int	Int%	Long	Sk/Yds	Rating
Everett	540	346	3855	64.1	7.14	22	4.1	18	3.3	78t	21/164	84.9
W. Wilson	28	20	172	71.4	6.14	0	0.0	0	0.0	16	3/17	87.2
Barnhardt	1	0	0	0.0	0.00	0	0.0	0	0.0	0	0/0	39.6
<b>Saints</b>	<b>569</b>	<b>366</b>	<b>4027</b>	<b>64.3</b>	<b>7.08</b>	<b>22</b>	<b>3.9</b>	<b>18</b>	<b>3.2</b>	<b>78t</b>	<b>24/181</b>	<b>84.9</b>
<b>Opponents</b>	<b>559</b>	<b>353</b>	<b>4007</b>	<b>63.1</b>	<b>7.17</b>	<b>28</b>	<b>5.0</b>	<b>17</b>	<b>3.0</b>	<b>59</b>	<b>36/196</b>	<b>88.6</b>

## HISTORY



## 1996 SAINTS STATISTICS

RECORD: 3-13

FINISH: 5th-NFC WEST

Date	W/L	Score	Opponent	Attendance	SCORING	TD	Ru	Pa	Rt	PAT	FG	S	TP	INTERCEPTIONS	No	Yds	Avg	LG	TD			
9/1	L	11-27	at San Francisco	63,970	Brien	0	0	0	0	18/18	21/25	0	81	Newman	3	40	13.3	21	0			
9/8	L	20-22	Carolina	43,288	Haynes	4	0	4	0	0	0	0	26	Jackson	3	24	8.0	10	0			
9/15	L	15-30	at Cincinnati	45,412	Bates	4	4	0	0	0	0	0	24	McMillan	2	4	2.0	4	0			
9/22	L	14-28	Arizona	34,316	Zellers	4	4	0	0	0	0	0	24	Molden	2	2	1.0	2	0			
9/29	L	10-17	at Baltimore	61,063	Jeffries	3	0	3	0	0	0	0	18	Allen	1	33	33.0	33	0			
10/6	W	17-13	Jacksonville	34,231	Small	3	1	2	0	0	0	0	18	Tubbs	1	11	11.0	11	0			
10/13	W	27-24	Chicago	43,512	Neal	2	1	1	0	0	0	0	12	Saints	12	114	9.5	33	0			
10/20	L	7-19	at Carolina	70,888	DeRamus	1	0	1	0	0	0	0	6	Opponents	17	93	5.5	35	0			
11/03	L	17-24	San Francisco	53,297	Guess	1	0	1	0	0	0	0	6									
11/10	L	14-31	Houston	34,121	T. Johnson	1	0	1	0	0	0	0	6	PUNTING	No	Yds	Avg	Net	TB	120	LG	B
11/17	L	15-17	at Atlanta	43,119	B. Jones	1	0	0	1	0	0	0	6	Wilmsmeyer	873551	40.8	32.5	9	16	63	0	
11/24	L	7-13	at Tampa Bay	40,203	Wilmsmeyer	0	0	0	0	0	0	0	2	Saints	873551	40.8	32.5	9	16	63	0	
12/1	L	10-26	St. Louis	26,310	Saints	24	10	13	1	18/18	21/25	0	229	Opponents	74	3184	43.0	40.1	3	25	67	0
12/8	L	15-31	Atlanta	32,923	Opponents	34	11	22	1	32/32	33/42	0	339									
12/15	W	17-3	at New York Giants	52,530	2 Pt. Conv: Haynes, Wilmsmeyer, Saints 2-6,									PUNT RET	Ret	FC	Yds	Avg	LG	TD		
12/21	L	13-14	at St. Louis	57,681	Opp. 2-2									Hughes	30	20	152	5.1	16	0		

TEAM STATISTICS	N.O.	OPP.
<b>TOTAL FIRST DOWNS</b>	<b>232</b>	<b>287</b>
Rushing	77	104
Passing	135	152
Penalty	20	31
3rd Down: Made/Att.	65/207	85/232
3rd Down: Pct.	31.4	36.6
4th Down: Made/Att.	6/19	9/16
4th Down: Pct.	31.6	56.3
<b>POSSESSION AVG.</b>	<b>27:33</b>	<b>32:27</b>
<b>TOTAL NET YARDS</b>	<b>4206</b>	<b>4910</b>
Avg. Per Game	262.9	306.9
Total Plays	923	1027
Avg. Per Play	4.6	4.8
<b>NET YARDS RUSHING</b>	<b>1308</b>	<b>2076</b>
Avg. Per Game	81.8	129.8
Total Rushes	386	521
<b>NET YARDS PASSING</b>	<b>2898</b>	<b>2834</b>
Avg. Per Game	181.1	177.1
Sacked/Yards Lost	22/171	41/283
Gross Yards	3069	3117
Att./Completions	515/295	465/267
Had Intercepted	17	12
<b>PUNTS/AVERAGE</b>	<b>87/40.8</b>	<b>74/43.0</b>
<b>NET PUNTING AVG.</b>	<b>87/32.5</b>	<b>74/40.1</b>
<b>PENALTIES/YARDS</b>	<b>114/853</b>	<b>102/823</b>
<b>FUMBLES/BALL LOST</b>	<b>30/20</b>	<b>25/10</b>
<b>TOUCHDOWNS</b>	<b>24</b>	<b>34</b>
Rushing	10	11
Passing	13	22
Returns	1	1

Score by Periods	1	2	3	4	OT	TOT
Saints	42	58	38	91	0	229
Opponents	80	105	78	76	0	339

**SACKS:** Martin 11.0, J. Johnson 7.5, Turnbull 6.5, Mickell 3.0, Broughton 2.0, Fields 2.0, Harvey 2.0, Molden 2.0, B. Smith 2.0, Robbins 1.0, Stokes 1.0, Tubbs 1.0. **Saints 41.0, Opp. 22.0**

RUSHING	No	Yds	Avg	LG	TD
Bates	164	584	3.6	33	4
Zellers	120	475	4.0	63	4
Neal	21	58	2.8	11	1
Whittle	20	52	2.6	15	0
Small	4	51	12.8	22	1
Ea. Hunter	14	44	3.1	9	0
Brown	13	30	2.3	12	0
Hayes	2	7	3.5	5	0
Nussmeier	3	6	2.0	6	0
Everett	22	3	0.1	3	0
DeRamus	1	2	2.0	2	0
Guess	2	-4	-2.0	-1	0
<b>Saints</b>	<b>386</b>	<b>1308</b>	<b>3.4</b>	<b>63</b>	<b>10</b>
<b>Opponents</b>	<b>521</b>	<b>2076</b>	<b>4.0</b>	<b>70t</b>	<b>11</b>

RECEIVING	No	Yds	Avg	LG	TD
Small	50	558	11.2	41	2
Haynes	44	786	17.9	51	4
Neal	31	194	6.3	23	1
Lusk	27	210	7.8	24	0
Whittle	26	162	6.2	28	0
Jeffries	20	215	10.8	27	3
Ea. Hunter	17	138	8.1	22	0
DeRamus	15	182	12.1	28t	1
I. Smith	15	144	9.6	37	0
Bates	13	44	3.4	15	0
Zellers	9	45	5.0	12	0
Brown	8	54	6.8	18	0
Green	7	91	13.0	23	0
T. Johnson	7	76	10.9	17	1
Hayes	4	101	25.3	50	0
Guess	2	69	34.5	57t	1
<b>Saints</b>	<b>295</b>	<b>3069</b>	<b>10.4</b>	<b>57t</b>	<b>13</b>
<b>Opponents</b>	<b>267</b>	<b>3117</b>	<b>11.7</b>	<b>70</b>	<b>22</b>

KICKOFF RET	No	Yds	Avg	LG	TD
Hughes	70	1791	25.6	58	0
Ea. Hunter	1	20	20.0	20	0
Hayes	2	30	15.0	17	0
B. Smith	2	14	7.0	8	0
Brown	1	10	10.0	10	0
Lusk	1	16	16.0	16	0
McCleskey	1	18	18.0	18	0
<b>Saints</b>	<b>78</b>	<b>1899</b>	<b>24.3</b>	<b>58</b>	<b>0</b>
<b>Opponents</b>	<b>52</b>	<b>1155</b>	<b>22.2</b>	<b>71</b>	<b>0</b>

FIELD GOALS	1-19	20-29	30-39	40-49	50+
Brien	0/0	4/4	9/10	5/7	3/4
Everett	0/0	4/4	9/10	5/7	3/4
<b>Opponents</b>	<b>1/1</b>	<b>14/14</b>	<b>13/15</b>	<b>3/6</b>	<b>2/6</b>

**Brien:** (35G) (48G, 43G) (51G, 37G, 25G) ( ) (23G, 38N) (27G) (34G, 54G) ( ) (37G) (29G, 49G) (42G, 37G, 30G) ( ) (30G, 48N) (34G, 41B) (53N, 51G) (43G, 35G)

**Opponents:** (29G, 29G) (51G, 22G, 29G, 51G, 23G) (33G, 21G, 35G, 37N) (25G, 27G) (38G, 48N, 49N) (48N, 36G, 19G) (28G, 32N) (23G, 52N, 40G, 26G, 39G) (34G, 35G, 27G) (25G) (55N, 38G, 52N, 52N) (43G, 38G) (35G, 32G, 49G, 27G) (33G) (30G) ( )

1996 NFC WEST STANDINGS  
Saints Finish: 5th place

	W	L	T	Pct.
Carolina	12	4	0	.750
San Francisco	12	4	0	.750
St. Louis	6	10	0	.375
Atlanta	3	13	0	.188
<b>New Orleans</b>	<b>3</b>	<b>13</b>	<b>0</b>	<b>.188</b>

PASSING	Att	Cmp	Yds	Cmp%	Yds/Att	TD	TD%	Int	Int%	Long	Sk/Yds	Rating
Everett	464	267	2797	57.5	6.03	12	2.6	16	3.4	51	19/154	69.4
Nussmeier	50	28	272	56.0	5.44	1	2.0	1	2.0	57t	3/17	69.8
Ea. Hunter	1	0	0	0.0	0.00	0	0.0	0	0.0	0	0/0	39.6
<b>Saints</b>	<b>515</b>	<b>295</b>	<b>3069</b>	<b>57.3</b>	<b>5.96</b>	<b>13</b>	<b>2.5</b>	<b>17</b>	<b>3.3</b>	<b>57t</b>	<b>22/171</b>	<b>69.3</b>
<b>Opponents</b>	<b>465</b>	<b>267</b>	<b>3117</b>	<b>57.4</b>	<b>6.70</b>	<b>22</b>	<b>4.7</b>	<b>12</b>	<b>2.6</b>	<b>70</b>	<b>41/283</b>	<b>82.9</b>

# 1997 SAINTS STATISTICS

## RECORD: 6-10

## FINISH: 4th-NFC WEST

Date	W/L	Score	Opponent	Attendance
8/31	L	24-38	at St. Louis	64,575
9/7	L	6-30	San Diego	65,760
9/14	L	7-33	at San Francisco	61,838
9/21	W	35-17	Detroit	50,016
9/28	L	9-14	at New York Giants	68,891
10/5	W	20-17	at Chicago	58,865
10/12	L	17-23	Atlanta	65,619
10/19	L	0-13	Carolina	50,963
10/26	L	0-23	San Francisco	60,443
11/9	W	13-10	at Oakland	40,091
11/16	Wot	20-17	Seattle	50,493
11/23	L	3-20	at Atlanta	48,620
11/30	W	16-13	at Carolina	57,957
12/7	L	27-34	St. Louis	54,803
12/14	W	27-10	Arizona	45,517
12/21	L	13-25	at Kansas City	66,772

TEAM STATISTICS	N.O.	OPP.
<b>TOTAL FIRST DOWNS</b>	<b>229</b>	<b>280</b>
Rushing	78	95
Passing	127	168
Penalty	24	17
3rd Down: Made/Att.	54/207	102/252
3rd Down: Pct.	26.1	40.5
4th Down: Made/Att.	14/22	7/12
4th Down: Pct.	63.6	58.3
<b>POSSESSION AVG.</b>	<b>27:47</b>	<b>32:13</b>
<b>TOTAL NET YARDS</b>	<b>4045</b>	<b>4645</b>
Avg. Per Game	252.8	290.3
Total Plays	925	1073
Avg. Per Play	4.4	4.3
<b>NET YARDS RUSHING</b>	<b>1461</b>	<b>1764</b>
Avg. Per Game	91.3	110.3
Total Rushes	417	496
<b>NET YARDS PASSING</b>	<b>2584</b>	<b>2881</b>
Avg. Per Game	161.5	180.1
Sacked/Yards Lost	50/317	59/408
Gross Yards	2901	3289
Att./Completions	458/228	518/293
Completion Pct.	49.8	56.6
Had Intercepted	33	16
<b>PUNTS/AVERAGE</b>	<b>88/45.9</b>	<b>92/39.9</b>
<b>NET PUNTING AVG.</b>	<b>88/34.9</b>	<b>92/33.0</b>
<b>PENALTIES/YARDS</b>	<b>101/811</b>	<b>110/895</b>
<b>FUMBLES/BALL LOST</b>	<b>34/22</b>	<b>31/15</b>
<b>TOUCHDOWNS</b>	<b>24</b>	<b>35</b>
Rushing	9	11
Passing	13	21
Returns	2	3

Score by Periods	1	2	3	4	OT	TOT
Saints	22	76	38	98	3	237
Opponents	70	107	51	99	0	327

SCORING	TD	Ru	Pa	Rt	PAT	FG	S	TP
Brien	0	0	0	0	22/22	23/27	0	91
Hastings	5	0	5	0	0	0	32	2
Bates	4	4	0	0	0	0	24	1
Zellers	4	4	0	0	0	0	24	1
Guliford	2	0	1	1	0	0	12	2
Hill	2	0	2	0	0	0	12	2
Poole	2	0	2	0	0	0	12	2
Farquhar	1	0	1	0	0	0	6	1
Fields	1	0	0	1	0	0	6	1
Hobbs	1	0	1	0	0	0	6	1
Shuler	1	1	0	0	0	0	6	1
L. Smith	1	0	1	0	0	0	6	1
<b>Saints</b>	<b>24</b>	<b>9</b>	<b>13</b>	<b>2</b>	<b>22/22</b>	<b>23/27</b>	<b>0</b>	<b>237</b>
<b>Opponents</b>	<b>35</b>	<b>11</b>	<b>21</b>	<b>3</b>	<b>33/33</b>	<b>28/36</b>	<b>0</b>	<b>327</b>
2 Pt. Conv: Hastings, Saints 1-2, Opp. 0-2								

**SACKS:** Martin 10.5, J. Johnson 8.5, Fields 8.0, Glover 6.5, B. Smith 5.0, Mitchell 4.0, Molden 4.0, Mickell 3.5, Harvey 3.0, Tubbs 2.5, Sagapolutele 2.0, Tomich 1.0, Dixon 0.5, **Saints 59.0, Opp. 50.0**

RUSHING	No	Yds	Avg	LG	TD
Glover	156	552	3.5	27	4
Bates	119	440	3.7	74t	4
T. Davis	75	271	3.6	20	0
Hobert	12	36	3.0	15	0
Shuler	22	38	1.7	8	1
Hastings	4	35	8.8	27	0
Nussmeier	8	30	3.8	15	0
Wuerffel	6	26	4.3	10	0
McCrary	8	15	1.9	8	0
Hill	1	11	11.0	11	0
Bender	5	9	1.8	6	0
Guliford	1	-2	-2.0	-2	0
<b>Saints</b>	<b>417</b>	<b>1461</b>	<b>3.5</b>	<b>74t</b>	<b>9</b>
<b>Opponents</b>	<b>496</b>	<b>1764</b>	<b>3.6</b>	<b>50</b>	<b>11</b>

RECEIVING	No	Yds	Avg	LG	TD
Hill	55	761	13.8	89t	2
Hastings	48	722	15.0	39	5
Zellers	31	263	8.5	38	0
Guliford	27	362	13.4	47	1
Farquhar	17	253	14.9	42	1
L. Smith	17	180	10.6	25	1
T. Davis	13	85	6.5	18	0
Bates	5	42	8.4	15	0
Poole	4	98	24.5	49	2
McCrary	4	17	4.3	11	0
Bech	3	50	16.7	22	0
Hobbs	2	41	20.5	21	1
Savoie	1	14	14.0	14	0
T. Johnson	1	13	13.0	13	0
<b>Saints</b>	<b>228</b>	<b>2901</b>	<b>12.7</b>	<b>89t</b>	<b>13</b>
<b>Opponents</b>	<b>293</b>	<b>3289</b>	<b>11.2</b>	<b>52</b>	<b>21</b>

INTERCEPTIONS	No	Yds	Avg	LG	TD
Knight	5	75	15.0	39	0
Newman	3	19	6.3	17	0
Washington	2	30	15.0	30	0
Allen	2	27	13.5	27	0
Tubbs	2	21	10.5	15	0
Kelly	1	15	15.0	15	0
Harvey	1	7	7.0	7	0
<b>Saints</b>	<b>16</b>	<b>194</b>	<b>12.1</b>	<b>39</b>	<b>0</b>
<b>Opponents</b>	<b>33</b>	<b>342</b>	<b>10.4</b>	<b>44t</b>	<b>1</b>

PUNTING	No	Yds	Avg	Net	TB	LG	B
Royals	88	4038	45.9	34.9	13	21	66
<b>Saints</b>	<b>88</b>	<b>4038</b>	<b>45.9</b>	<b>34.9</b>	<b>13</b>	<b>21</b>	<b>66</b>
<b>Opponents</b>	<b>92</b>	<b>3668</b>	<b>39.9</b>	<b>33.0</b>	<b>7</b>	<b>27</b>	<b>62</b>

PUNT RET	Ret	FC	Yds	Avg	LG	TD
Guliford	47	26	498	10.6	32	0
Hastings	1	0	-2	-2.0	-2	0
<b>Saints</b>	<b>48</b>	<b>26</b>	<b>496</b>	<b>10.3</b>	<b>32</b>	<b>0</b>
<b>Opponents</b>	<b>50</b>	<b>14</b>	<b>706</b>	<b>14.1</b>	<b>82t</b>	<b>1</b>

KICKOFF RET	No	Yds	Avg	LG	TD
Guliford	43	1128	26.2	102t	1
T. Davis	9	173	19.2	29	0
Bech	3	47	15.7	15	0
McCrary	2	26	13.0	30	0
Tomich	1	0	0.0	0	0
<b>Saints</b>	<b>58</b>	<b>1374</b>	<b>23.7</b>	<b>102t</b>	<b>1</b>
<b>Opponents</b>	<b>51</b>	<b>1139</b>	<b>22.3</b>	<b>59</b>	<b>0</b>

FIELD GOALS	1-19	20-29	30-39	40-49	50+
Brien	1/1	2/2	10/10	6/9	4/5
<b>Saints</b>	<b>1/1</b>	<b>2/2</b>	<b>10/10</b>	<b>6/9</b>	<b>4/5</b>
<b>Opponents</b>	<b>0/0</b>	<b>8/9</b>	<b>12/14</b>	<b>6/11</b>	<b>2/2</b>

**Brien:** (31G, 53G, 46G) (37G, 31G) ( ) (50N, 48N) (36G, 32G, 39G) (38G, 48G) (35G) ( ) ( ) (48G, 44G) (19G, 38G) (22G, 42B) (50G, 51G, 45G) (49G, 53G) (20G, 33G) (41N)

**Opponents:** (36N, 36G) (37G, 34G) (43G, 22G, 40G, 38G) (47G) (46N) (23G) (25G, 32G, 55G) (25G, 23G) (36G, 51G, 29G) (43G)

(36G, 33N, 45N) (43N, 43G, 22G) (44G, 26B, 31G) (45N, 37G, 34G, 48N) (30G) (30G, 25G)

### 1997 NFC WEST STANDINGS

Saints Finish: 4th place	W	L	T	Pct.
San Francisco	13	3	0	.813
Atlanta	7	9	0	.438
Carolina	7	9	0	.438
<b>New Orleans</b>	<b>6</b>	<b>10</b>	<b>0</b>	<b>.375</b>
St. Louis	5	11	0	.313

PASSING	Att	Cmp	Yds	Cmp%	Yds/Att	TD	TD%	Int	Int%	Long	Sk/Yds	Rating
Shuler	203	106	1288	52.2	6.34	2	1.0	14	6.9	89t	21/132	46.6
Hobert	131	61	891	46.6	6.80	6	4.6	8	6.1	49	4/29	59.0
Wuerffel	91	42	518	46.2	5.69	4	4.4	8	8.4	47	18/116	42.3
Nussmeier	32	18	183	56.3	5.72	0	0.0	3	9.4	24	6/32	33.7
Bates	1	1	21	100.0	21.00	1	100.0	0	0.0	21t	0/0	158.3
Hill	0	0	0	—	—	0	—	0	—	—	1/8	—
<b>Saints</b>	<b>458</b>	<b>228</b>	<b>2901</b>	<b>49.8</b>	<b>6.33</b>	<b>13</b>	<b>2.8</b>	<b>33</b>	<b>7.2</b>	<b>89t</b>	<b>50/317</b>	<b>49.4</b>
<b>Opponents</b>	<b>518</b>	<b>293</b>	<b>3289</b>	<b>56.6</b>	<b>6.35</b>	<b>21</b>	<b>4.1</b>	<b>16</b>	<b>3.1</b>	<b>52</b>	<b>59/408</b>	<b>76.3</b>

# 1998 SAINTS STATISTICS

**RECORD: 6-10**

**FINISH: 3rd-NFC WEST**

Date	W/L	Score	Opponent	Attendance	SCORING	TD	Ru	Pa	Rt	PAT	FG	S	TP	INTERCEPTIONS	No	Yds	Avg	LG	TD			
9/6	W	24-17	at St. Louis	56,943	Brien	0	0	0	0	31/31	20/22	0	91	Knight	6	171	28.5	91t	2			
9/13	W	19-14	Carolina	51,915	Cleeland	6	0	0	0	0	0	36	0	Drakeford	4	76	19.0	32t	1			
9/27	Wot	19-13	at Indianapolis	48,480	Craver	5	2	2	1	0	0	30	0	Cota	4	16	4.0	9	0			
10/4	L	27-30	New England	56,172	Bech	3	0	3	0	0	0	18	0	Kelly	2	104	52.0	79t	1			
10/11	L	0-31	San Francisco	62,811	Hastings	3	0	3	0	0	0	18	0	Weary	2	64	32.0	63t	1			
10/18	L	23-31	at Atlanta	60,774	L. Smith	3	1	2	0	0	0	18	0	Molden	2	35	17.5	24	0			
10/25	W	9-3	Tampa Bay	52,695	Knight	2	0	0	2	0	0	12	0	Glover	1	0	0.0	0	0			
11/1	L	17-31	at Carolina	62,514	Poole	2	0	2	0	0	0	12	0	Saints	21	466	22.2	91t	5			
11/8	L	24-31	at Minnesota	63,779	Collins	1	1	0	0	0	0	6	0	Opponents	19	186	9.8	56t	3			
11/15	W	24-3	St. Louis	46,430	T. Davis	1	1	0	0	0	0	6	0									
11/22	L	20-31	at San Francisco	68,429	Dawkins	1	0	1	0	0	0	6	0	PUNTING	No	Yds	Avg	Net	TB	I20	LG	B
11/29	L	10-30	at Miami	73,216	Drakeford	1	0	0	1	0	0	6	0	Royals	88	4017	45.6	36.0	10	26	64	0
12/6	W	22-3	Dallas	65,065	Fields	1	0	0	1	0	0	6	0	Brien	2	72	36.0	26.0	1	0	37	0
12/13	L	17-27	Atlanta	61,678	J. Johnson	1	0	0	1	0	0	6	0	Saints	90	4089	45.4	35.8	11	26	64	0
12/20	L	17-19	at Arizona	51,617	Kelly	1	0	0	1	0	0	6	0	Opponents	75	3263	43.5	36.7	5	18	64	0
12/27	L	33-45	Buffalo	39,707	Mitchell	1	0	0	1	0	0	6	0									
					Robbins	1	0	0	1	0	0	6	0	PUNT RET	Ret	FC	Yds	Avg	LG	TD		
					Weary	1	0	0	1	0	0	6	0	Hastings	22	17	307	14.0	76	0		
					Zellers	1	1	0	0	0	0	1	2	Guliford	10	7	101	10.1	40	0		
					Martin	0	0	0	0	0	0	1	2	Saints	32	24	408	12.8	76	0		
					Saints	35	6	19	10	31/31	20/22	2	305	Opponents	53	5	649	12.2	55	0		
					Opponents	40	13	24	3	39/39	26/33	0	359									

TEAM STATISTICS	N.O.	OPP.
TOTAL FIRST DOWNS	258	326
Rushing	67	86
Passing	165	208
Penalty	26	32

3rd Down: Made/Att.	77/215	99/226
3rd Down: Pct.	35.8	43.8
4th Down: Made/Att.	6/17	4/9
4th Down: Pct.	35.3	44.4

POSSESSION AVG.	28:03	31:57
TOTAL NET YARDS	4463	5668

Avg. Per Game	278.9	354.3
Total Plays	966	1053
Avg. Per Play	4.6	5.4

NET YARDS RUSHING	1325	1700
Avg. Per Game	82.8	106.3
Total Rushes	374	467

NET YARDS PASSING	3138	3968
Avg. Per Game	196.1	248.0
Sacked/Yards Lost	57/76	47/288
Gross Yards	3514	4256
Att./Completions	535/278	539/328
Completion Pct.	52.0	60.9
Had Intercepted	19	21

PUNTS/AVERAGE	90/45.4	75/43.5
NET PUNTING AVG.	90/35.8	75/36.7
PENALTIES/YARDS	121/928	132/1164

FUMBLES/BALL LOST	28/14	24/11
TOUCHDOWNS	35	40

Rushing	6	13
Passing	19	24
Returns	10	3

Score by Periods	1	2	3	4	OT	TOT
Saints	50	125	41	83	6	305
Opponents	74	126	74	85	0	359

3rd Down: Made/Att.	77/215	99/226
3rd Down: Pct.	35.8	43.8
4th Down: Made/Att.	6/17	4/9
4th Down: Pct.	35.3	44.4

SACKS:	Glover 10.0, J. Johnson 7.0, Fields 6.0, Tomich 6.0, Martin 3.0, Kev. Mitchell 2.5, Kev. Mitchell 2.5, Cherry 2.0, Cota 2.0, Hewitt 2.0, Alegea 1.0, Bordano 1.0, Robbins 1.0, Wilson 1.0, Saints 47.0, Opp. 57.0
--------	---

RUSHING	No	Yds	Avg	LG	TD
L. Smith	138	457	3.3	33	1
Craver	45	180	4.0	25	2
Zellers	56	162	2.9	15t	1
Collins	23	113	4.9	20	1
T. Davis	55	143	2.6	14	1
Perry	30	122	4.1	19	0
Wuerffel	11	60	5.5	18	0
Tolliver	11	43	3.9	16	0
Hastings	3	32	10.7	16	0
Hobert	2	13	6.5	14	0

Saints	No	Yds	Avg	LG	TD
Saints	374	1325	3.5	33	6
Opponents	467	1700	3.6	61t	13

RECEIVING	No	Yds	Avg	LG	TD
Cleeland	54	684	12.7	53	6
Dawkins	53	823	15.5	64t	1
Hastings	35	455	13.0	89t	3
Craver	33	214	6.5	49	2
Poole	24	509	21.2	82t	2
L. Smith	24	249	10.4	35t	2
T. Davis	16	99	6.2	19	0
Bech	14	264	18.9	72t	3
Guliford	10	124	12.4	24	0
Zellers	10	50	5.0	14	0
Farquhar	1	13	13.0	13	0
Slutzker	1	10	10.0	10	0
Wilcox	1	10	10.0	10	0
T. Johnson	1	8	8.0	8	0
Perry	1	2	2.0	2	0

Saints	No	Yds	Avg	LG	TD
Saints	278	3514	12.6	89t	19
Opponents	328	4256	13.0	81t	24

PUNT RET	Ret	FC	Yds	Avg	LG	TD
Hastings	22	17	307	14.0	76	0
Guliford	10	7	101	10.1	40	0
Saints	32	24	408	12.8	76	0
Opponents	53	5	649	12.2	55	0

KICKOFF RET	No	Yds	Avg	LG	TD
Ismael	28	590	21.1	39	0
Guliford	18	431	23.9	34	0
Craver	7	212	30.3	100t	1
Little	4	64	16.0	20	0
T. Davis	2	21	10.5	19	0
Bech	1	20	20.0	20	0
Hastings	1	16	16.0	16	0
Tomich	1	0	0.0	0	0

Saints	No	Yds	Avg	LG	TD
Saints	62	1354	21.8	100t	1
Opponents	52	1128	21.7	51	0

FIELD GOALS	1-19	20-29	30-39	40-49	50+
Brien	0/0	7/7	3/3	6/6	4/6
Saints	0/0	7/7	3/3	6/6	4/6
Opponents	1/1	5/5	11/12	6/10	3/5

Brien: (36G) (46G, 56G) (22G, 20G) (21G, 37G) ( ) ( ) (46G, 50G, 41G) (49G) (28G)
(26G) (47G, 53N, 22G) (43G) (53G, 53G) (36G) (28G, 54B) ( )

Opponents: (34G) (45N) (52G, 19G) (34G, 49G, 27G) (42G, 45N, 37G, 43G) (22G, 45N) (52G, 32N, 48N) (54G) (28G) (33G, 53N) (45G) (27G, 32G, 34G) (33G) (49G, 33G) (51N, 21G, 38G, 46G, 36G) (35G)
---

1998 NFC WEST STANDINGS				
Saints Finish: 3rd place				
	W	L	T	Pct.
Atlanta	14	2	0	.875
San Francisco	12	4	0	.750
New Orleans	6	10	0	.375
Carolina	4	12	0	.250
St. Louis	4	12	0	.250

PASSING	Att	Cmp	Yds	Cmp%	Yds/Att	TD	TD%	Int	Int%	Long	Sk/Yds	Rating
Tolliver	199	110	1427	55.3	7.17	8	4.0	4	2.0	82t	11/88	83.1
Collins	191	94	1202	49.2	6.29	4	2.1	10	5.2	89t	21/140	54.5
Wuerffel	119	62	695	52.1	5.84	5	4.2	5	4.2	64t	23/131	66.3
Hobert	23	11	170	47.8	7.39	1	4.3	0	0.0	35t	2/17	87.2
L. Smith	2	1	20	50.0	10.00	1	50.0	0	0.0	20t	0/0	125.0
Craver	1	0	0	0.0	0.00	0	0.0	0	0.0	0	0/0	39.6
Saints	535	278	3514	52.0	6.57	19	3.6	19	3.6	89t	57/376	69.8
Opponents	539	328	4256	60.9	7.90	24	4.5	21	3.9	81t	47/288	84.3

# 1999SAINTSSTATISTICS

RECORD:3-13

FINISH:5th-NFC WEST

Date	W/L	Score	Opponent	Attendance
9/12	W	19-10	Carolina	58,166
9/19	L	21-28	at San Francisco	67,685
10/3	L	10-14	at Chicago	66,944
10/10	L	17-20	Atlanta	57,289
10/17	L	21-24	Tennessee	51,875
10/24	L	3-31	at New York Giants	77,982
10/31	L	16-21	Cleveland	48,817
11/7	L	16-31	Tampa Bay	47,129
11/14	W	24-6	San Francisco	52,198
11/21	L	23-41	at Jacksonville	69,772
11/28	L	12-43	at St. Louis	65,864
12/5	L	12-35	at Atlanta	62,568
12/12	L	14-30	St. Louis	46,838
12/19	L	8-31	at Baltimore	67,597
12/24	W	31-24	Dallas	47,835
1/2	L	13-45	at Carolina	56,929

SCORING	TD	Ru	Pa	Rt	PAT	FG	S	TP
Brien	0	0	0	0	20/21	24/29	0	92
Poole	6	0	6	0	0	0	36	0
Kennison	4	0	4	0	0	0	26	0
Tolliver	3	3	0	0	0	0	18	0
Delhomme	2	2	0	0	0	0	12	0
R. Williams	2	2	0	0	0	0	12	0
Bech	1	0	1	0	0	0	8	0
Cleeland	1	0	1	0	0	0	8	0
Dawsey	1	0	1	0	0	0	6	0
Drakeford	1	0	0	1	0	0	6	0
Hastings	1	0	1	0	0	0	6	0
Hobert	1	1	0	0	0	0	6	0
Slutzker	1	0	1	0	0	0	6	0
L. Smith	1	0	1	0	0	0	6	0
Weary	1	0	0	1	0	0	6	0
Wuerffel	1	1	0	0	0	0	6	0
Saints	27	9	16	2	20/21	24/29	0	260
Opponents	55	15	34	6	54/54	16/23	0	434

3-Pt. Conv: Bech, Cleeland, Kennison, Saints  
2-Pl. Opp. 1-1

SACKS: Glover 8.5, Whitehead 7.0, B. Smith 6.0, Wilson 5.5, Martin 4.5, Fields 4.0, Kei Mitchell 3.5, Tomich 3.0, Robbins 2.0, Hewitt 1.0, Saints 45.0, Opp. 41.0

RUSHING	No	Yds	Avg	LG	TD
Ri. Williams	253	884	3.5	25	2
L. Smith	60	205	3.4	24	0
Perry	48	180	3.8	22	0
Tolliver	26	142	5.5	33	3
Delhomme	11	72	6.5	27	2
Hobert	12	47	3.9	10	1
Craver	17	40	2.4	8	0
Davis	20	32	1.6	7	0
Wuerffel	2	29	14.5	29	1
Kennison	3	20	6.7	15	0
Philyaw	4	16	4.0	18	0
Poole	1	14	14.0	14	0
Barnhardt	1	4	4.0	4	0
Hastings	1	4	4.0	4	0
Powell	1	1	1.0	1	0
P.J. Franklin	1	0	0.0	0	0
Saints	461	1690	3.7	33	9
Opponents	432	1774	4.1	40	15

RECEIVING	No	Yds	Avg	LG	TD
Kennison	61	835	13.7	90	4
Poole	42	796	19.0	67	6
Hastings	40	564	14.1	42	1
Ri. Williams	28	172	6.1	29	0
Cleeland	26	325	12.5	31	1
L. Smith	20	151	7.6	26	1
Craver	19	154	8.1	29	0
Dawsey	16	196	12.3	57	1
Slutzker	11	164	14.9	42	1
Davis	7	53	7.6	20	0
Wilcox	6	61	10.2	19	0
Bech	4	65	16.3	23	1
Perry	4	26	6.5	11	0
Philyaw	2	23	11.5	14	0
P.J. Franklin	2	13	6.5	8	0
Saints	288	3598	12.5	90	16
Opponents	291	3821	13.1	62	34

INTERCEPTIONS	No	Yds	Avg	LG	TD
Ambrose	6	27	4.5	16	0
Clay	3	32	10.7	24	0
Keith Mitchell	3	22	7.3	18	0
Weary	2	49	24.5	27	0
Fields	2	0	0.0	0	0
Kelly	1	6	6.0	6	0
Molden	1	2	2.0	2	0
Knight	1	0	0.0	0	0
Saints	19	138	7.3	27	0
Opponents	30	483	16.1	74	0

PUNTING	No	Yds	Avg	Net	TB	IG	LG	B
Barnhardt	82	3262	39.8	35.1	5	14	52	0
Brien	1	20	20.0	20.0	0	1	20	0
Saints	83	3282	39.5	34.9	5	15	52	0
Opponents	77	3183	41.3	36.2	7	24	60	0

PUNT RET	Ret	FC	Yds	Avg	LG	TD
Kennison	35	23	258	7.4	18	0
Saints	35	23	258	7.4	18	0
Opponents	43	25	283	6.6	74	1

KICKOFF RET	No	Yds	Avg	LG	TD
Philyaw	53	1165	22.0	55	0
Davis	20	424	21.2	35	0
Perry	2	6	3.0	16	0
Bech	1	12	12.0	12	0
Craver	1	3	3.0	3	0
Dawsey	1	20	20.0	20	0
Gammon	1	9	9.0	9	0
Saints	79	1639	20.7	55	0
Opponents	60	1473	24.6	95	1

FIELD GOALS	1-19	20-29	30-39	40-49	50+
Brien	0/0	9/11	6/7	7/9	2/2
Saints	0/0	9/11	6/7	7/9	2/2
Opponents	1/1	2/2	7/8	4/8	2/4

Brien: (46G, 21G) ( ) (30G) (28N, 42G, 49N) (24G, 42G) (25G) (47N, 49G, 22G, 46G) ( ) (29G, 39G, 37G) (28G) (52G, 39N) (51G, 42G, 45G, 35G, 24N) (24G, 34G) (29G, 26G) ( ) (32G) ( )

Opponents: (52G, 53N) ( ) (32N) (36G, 44G) (42N, 19G) (41G) (46N) (35G, 51N) (52G, 22G) (45G, 32G) ( ) ( ) (40G, 30G, 41N, 40N, 38G) (36G) (33G) (27G)

## 1999 NFC WEST STANDINGS

Saints Finish: 5th place	W	L	T	Pct.
St. Louis	13	3	0	.813
Carolina	8	8	0	.500
Atlanta	5	11	0	.313
San Francisco	4	12	0	.250
New Orleans	3	13	0	.188

PASSING	Att	Cmp	Yds	Cmp%	Yds/Att	TD	TD%	Int	Int%	Long	Sk/Yds	Rating
Tolliver	268	139	1916	51.9	7.15	7	2.6	16	6.0	57	19/152	58.9
Hobert	159	85	970	53.5	6.10	6	3.8	6	3.8	90	11/79	68.9
Delhomme	76	42	521	55.3	6.86	3	3.9	5	6.6	51	6/42	62.4
Wuerffel	48	22	191	45.8	3.98	0	0.0	3	6.3	22	5/32	60.8
L. Smith	1	0	0	0.0	0.00	0	0.0	0	0.0	0	0/0	39.6
R. Williams	1	0	0	0.0	0.00	0	0.0	0	0.0	0	0/0	39.6
Saints	553	288	3598	52.1	6.51	16	2.9	30	5.4	90	41/305	59.6
Opponents	489	291	3821	59.5	7.81	34	7.0	19	3.9	62	45/277	91.2

## 2000 SAINTS STATISTICS

RECORD: 10-6

FINISH: 1st-NFC WEST

Date	W/L	Score	Opponent	Attendance	SCORING	TD	Ru	Pa	Rt	PAT	FG	S	TP	INTERCEPTIONS	No	Yds	Avg	LG	TD			
9/3	L	10-14	Detroit	64,900	Brien	0	0	0	0	37/37	23/29	0	106	Knight	5	68	13.6	37	2			
9/10	W	28-27	at San Diego	51,300	R. Williams	9	8	1	0	0	0	54	0	Molden	3	24	8.0	24	0			
9/17	L	10-20	at Seattle	59,513	Horn	8	0	8	0	0	0	48	0	Perry	3	3	1.0	3	0			
9/24	L	7-21	Philadelphia	64,900	Jackson	6	0	6	0	0	0	36	0	D. Smith	2	56	28.0	41	1			
10/8	W	31-10	at Chicago	66,944	A. Glover	4	0	4	0	0	0	24	0	Weary	2	27	13.5	27	0			
10/15	W	24-6	Carolina	50,015	Allen	2	2	0	0	0	0	14	0	Oldham	2	0	0.0	0	0			
10/22	W	21-19	at Atlanta	56,508	Brooks	2	2	0	0	0	0	12	0	D. Howard	1	46	46.0	46	0			
10/29	W	21-10	at Arizona	35,016	Knight	2	0	0	2	0	0	12	0	Mitchell	1	40	40.0	40	1			
11/5	W	31-15	San Francisco	64,900	Mitchell	2	0	0	2	0	0	12	0	Mathis	1	0	0.0	0	0			
11/12	W	20-10	at Carolina	72,981	Blake	1	1	0	0	0	0	6	0	Saints	20	264	13.2	46	4			
11/19	L	22-31	Oakland	64,900	Hall	1	0	1	0	0	0	6	0	Opponents	15	125	8.3	35	1			
11/26	W	31-24	at St. Louis	66,064	Milne	1	0	1	0	0	0	6	0									
12/3	L	23-38	Denver	64,900	Moore	1	1	0	0	0	0	6	0	PUNTING	No	Yds	Avg	Net	TB	I20	LG	B
12/10	W	31-27	at San Francisco	67,892	Poole	1	0	1	0	0	0	6	0	Gowin	74	3043	41.1	52.3	8	22	58	0
12/17	W	23-7	Atlanta	64,900	D. Smith	1	0	0	1	0	0	6	0	Saints	74	3043	41.1	52.3	8	22	58	0
12/24	L	21-26	St. Louis	64,900	Saints	41	14	22	5	37/37	23/29	0	354	Opponents	74	3024	40.9	35.7	2	19	62	0

TEAM STATISTICS	N.O.	OPP.
<b>TOTAL FIRST DOWNS</b>	<b>312</b>	<b>279</b>
Rushing	117	95
Passing	169	159
Penalty	26	25
3rd Down: Made/Att	97/227	80/204
3rd Down Pct.	42.7	39.2
4th Down: Made/Att	10/17	4/14
4th Down Pct.	58.8	28.6
<b>POSSESSION AVG.</b>	<b>31:27</b>	<b>28:33</b>
<b>TOTAL NET YARDS</b>	<b>5397</b>	<b>4743</b>
Avg. Per Game	337.3	296.4
Total Plays	1041	949
Avg. Per Play	5.2	5.0
<b>NET YARDS RUSHING</b>	<b>2068</b>	<b>1672</b>
Avg. Per Game	129.3	104.5
Total Rushes	505	395
<b>NET YARDS PASSING</b>	<b>3329</b>	<b>3071</b>
Avg. Per Game	208.1	191.9
Gross Yards	39/244	66/378
Sacked/Yards Lost	3573	3449
Att./Completions	497/298	488/285
Completion Pct.	60.0	58.4
Had Intercepted	15	20
<b>PUNTS/AVERAGE</b>	<b>74/41.1</b>	<b>74/40.9</b>
<b>NET PUNTING AVG.</b>	<b>74/32.3</b>	<b>74/35.7</b>
<b>PENALTIES/YARDS</b>	<b>124/1024</b>	<b>105/837</b>
<b>FUMBLES/BALL LOST</b>	<b>26/11</b>	<b>24/15</b>
<b>TOUCHDOWNS</b>	<b>41</b>	<b>36</b>
Rushing	14	14
Passing	22	17
Returns	5	5

Score by Periods	1	2	3	4	OT	TOT
Saints	66	111	67	110	0	354
Opponents	58	111	51	85	0	305

Opponents 36 14 17 5 31/31 18/24 0 305  
 2-Pl. Conv: Allen, Saints 1-4, Opp. 2-5

**SACKS:** L. Glover 17.0, Johnson 12.0, D. Howard 11.0, Mitchell 6.5, Whitehead 5.5, Hand 3.0, Fields 2.0, Knight 2.0, Oldham 2.0, D. Smith 2.0, Weary 2.0, Clarke 1.0, Saints 66.0, Opp. 39.0

RUSHING	No	Yds	Avg	LG	TD
R. Williams	248	1000	4.0	26	8
Blake	57	243	4.3	20	1
Allen	46	179	3.9	18	2
Brooks	41	170	4.1	29	2
Moore	37	156	4.2	40	1
Morton	36	136	3.8	16	0
T. Smith	29	131	4.5	16	0
McAfee	2	37	18.5	40	0
Horn	6	10	1.7	16	0
Gowin	1	5	5.0	5	0
Milne	2	1	0.5	1	0
<b>Saints</b>	<b>505</b>	<b>2068</b>	<b>4.1</b>	<b>40</b>	<b>14</b>
<b>Opponents</b>	<b>395</b>	<b>1672</b>	<b>4.2</b>	<b>47</b>	<b>14</b>

RECEIVING	No	Yds	Avg	LG	TD
Horn	94	1340	14.3	52	8
Allen	44	409	9.3	24	1
Jackson	37	523	14.1	53	6
Morton	30	213	7.1	35	0
Poole	21	293	14.0	49	1
A. Glover	21	281	13.4	39	4
Reed	16	206	12.9	22	0
T. Smith	12	65	5.4	10	0
Wilson	11	154	14.0	30	0
Hall	5	33	6.6	13	1
Milne	5	33	6.6	15	1
Turley	1	16	16.0	16	0
Allen	1	7	7.0	7	0
<b>Saints</b>	<b>298</b>	<b>3573</b>	<b>12.0</b>	<b>53</b>	<b>22</b>
<b>Opponents</b>	<b>285</b>	<b>3449</b>	<b>12.1</b>	<b>69</b>	<b>17</b>

PUNT RET	Ret	FC	Yds	Avg	LG	TD
Morton	30	14	278	9.3	51	0
Canby	9	2	45	5.0	13	0
Mathis	1	1	5	5.0	5	0
Wilson	0	0	11	---	11	0
<b>Saints</b>	<b>40</b>	<b>17</b>	<b>339</b>	<b>8.5</b>	<b>51</b>	<b>0</b>
<b>Opponents</b>	<b>37</b>	<b>17</b>	<b>494</b>	<b>13.4</b>	<b>95</b>	<b>2</b>

KICKOFF RET	No	Yds	Avg	LG	TD
Morton	44	1029	23.4	68	0
McAfee	10	251	25.1	52	0
Mathis	8	187	23.4	40	0
Allen	0	6	---	6	0
<b>Saints</b>	<b>62</b>	<b>1473</b>	<b>23.8</b>	<b>68</b>	<b>0</b>
<b>Opponents</b>	<b>71</b>	<b>1743</b>	<b>24.5</b>	<b>93</b>	<b>2</b>

FIELD GOALS	1-19	20-29	30-39	40-49	50+
Brien	1/1	6/6	4/5	12/15	0/2
<b>Saints</b>	<b>1/1</b>	<b>6/6</b>	<b>4/5</b>	<b>12/15</b>	<b>0/2</b>
<b>Opponents</b>	<b>1/1</b>	<b>3/3</b>	<b>6/11</b>	<b>6/7</b>	<b>2/2</b>

Brien: (48G, 52B) (20G, 20G, 31G) (23G) ( ) (44G) (51B, 29G) ( ) (45N) (44G) (33N, 40G, 19G, 42G) (40G, 41G, 28G) (20G, 46G, 47G) ( )  
 Opponents: (24G, 30G) (42G, 49G) (37N, 31G, 45G) ( ) (30N, 38G) (52G, 46G) (50G, 33N, 44G) (42N, 34G, 30N) (34N) (38G) (49G) (28G) (22G) ( ) ( ) (19G, 39G)

## 2000 NFC WEST STANDINGS

Saints Finish: 1st place	W	L	T	Pct.
New Orleans	10	6	0	.625
St. Louis	10	6	0	.625
Carolina	7	9	0	.438
San Francisco	6	10	0	.375
Atlanta	4	12	0	.250

PASSING	Att	Cmp	Yds	Cmp%	Yds/Att	TD	TD%	Int	Int%	Long	Sk/Yds	Rating
Blake	302	184	2025	60.9	6.71	13	4.3	9	3.0	49	24/150	82.7
Brooks	194	113	1514	58.2	7.80	9	4.6	6	3.1	53	15/94	85.7
R. Williams	1	1	34	100.0	34.00	0	0.0	0	0.0	34	0/0	118.8
<b>Saints</b>	<b>497</b>	<b>298</b>	<b>3573</b>	<b>60.0</b>	<b>7.19</b>	<b>22</b>	<b>4.4</b>	<b>15</b>	<b>3.0</b>	<b>53</b>	<b>39/244</b>	<b>84.2</b>
<b>Opponents</b>	<b>488</b>	<b>285</b>	<b>3449</b>	<b>58.4</b>	<b>7.07</b>	<b>17</b>	<b>3.5</b>	<b>20</b>	<b>4.1</b>	<b>69</b>	<b>66/378</b>	<b>74.7</b>

# 2001 SAINTS STATISTICS

## RECORD: 7-9

## FINISH: 3rd-NFC WEST

Date	W/L	Score	Opponent	Attendance
9/9	W	24-6	at Buffalo	71,447
9/30	L	13-21	at New York Giants	78,451
10/7	W	28-15	Minnesota	70,020
10/14	W	27-25	at Carolina	72,049
10/21	L	13-20	Atlanta	70,020
10/28	W	34-31	at St. Louis	66,189
11/4	L	9-16	New York Jets	70,020
11/11	L	27-28	at San Francisco	68,083
11/18	W	34-20	Indianapolis	70,020
11/25	L	17-34	at New England	60,292
12/2	W	27-23	Carolina	70,020
12/9	W	28-10	at Atlanta	68,826
12/17	L	21-34	St. Louis	70,332
12/23	L	21-48	at Tampa Bay	65,526
12/30	L	10-40	Washington	70,020
1/6	L	0-38	San Francisco	70,020

TEAM STATISTICS	N.O.	OPP.
<b>TOTAL FIRST DOWNS</b>	<b>294</b>	<b>284</b>
Rushing	87	88
Passing	184	169
Penalty	23	27
3rd Down: Made/Att	89/227	80/201
3rd Down Pct.	39.2	39.8
4th Down: Made/Att	6/18	3/12
4th Down Pct.	33.3	25.0
<b>POSSESSION AVG.</b>	<b>29:24</b>	<b>30:36</b>
<b>TOTAL NET YARDS</b>	<b>5226</b>	<b>5070</b>
Avg. Per Game	326.6	316.9
Total Plays	1031	948
Avg. Per Play	5.1	5.3
<b>NET YARDS RUSHING</b>	<b>1712</b>	<b>1715</b>
Avg. Per Game	107.0	107.2
Total Rushes	419	443
<b>NET YARDS PASSING</b>	<b>3514</b>	<b>3355</b>
Avg. Per Game	219.6	209.7
Sacked/Yards Lost	50/330	53/323
Gross Yards	3844	3678
Att./Completions	562/313	452/278
Completion Pct.	55.7	61.5
Had Intercepted	22	15
<b>PUNTS/AVERAGE</b>	<b>76/41.8</b>	<b>67/43.5</b>
<b>NET PUNTING AVG.</b>	<b>76/35.8</b>	<b>67/38.3</b>
<b>PENALTIES/YARDS</b>	<b>119/1025</b>	<b>100/877</b>
<b>FUMBLES/BALL LOST</b>	<b>35/13</b>	<b>28/15</b>
<b>TOUCHDOWNS</b>	<b>36</b>	<b>47</b>
Rushing	8	15
Passing	27	30
Returns	1	2

Score by Periods	1	2	3	4	TOT
Saints	53	77	108	95	0 333
Opponents	120	120	47	122	0 409
Carney	0	0	0	0 32/32	27/31 0 113

SCORING	TD	Ru	Pa	Rt	PAT	FG	S	TP
Horn	9	0	9	0	0	54	S. Knight	
R. Williams	7	6	1	0	0	42	Bellamy	
W. Jackson	5	0	5	0	0	32	Mathis	
Cleeland	4	0	4	0	0	24	Howard	
B. Williams	3	0	3	0	0	18	Clemons	
Connell	2	0	2	0	0	12	Oldham	
McAllister	2	1	1	0	0	12	Thomas	
T. Smith	2	0	2	0	0	12	Saints	15
Brooks	1	1	0	0	0	6	Opponents	22
Oldham	1	0	1	0	0	6		
<b>Saints</b>	<b>36</b>	<b>8</b>	<b>27</b>	<b>1</b>	<b>32/32</b>	<b>27/31</b>	<b>1 333</b>	
<b>Opponents</b>	<b>47</b>	<b>15</b>	<b>30</b>	<b>2</b>	<b>42/42</b>	<b>27/31</b>	<b>0 409</b>	
2-Pt. Conv.: W. Jackson, Saints 1-4, Opp. 2-5								

**SACKS:** Clemons 13.5, Johnson 9.0, Glover 8.0, Howard 6.0, Hand 3.5, Oldham 2.5, Bellamy 2.0, K. Mitchell 2.0, Whitehead 2.0, D. Smith 1.5, Chase 1.0, S. Knight 1.0, Mathis 1.0, Saints 53.0, Opp. 50.0

RUSHING	No	Yds	Avg	LG	TD
R. Williams	313	1245	4.0	46	6
Brooks	80	358	4.5	26	1
McAllister	16	91	5.7	54t	1
T. Smith	5	8	1.6	6	0
Connell	1	6	6.0	6	0
Horn	1	4	4.0	4	0
McAfee	1	2	2.0	2	0
Blake	1	-1	-1.0	-1	0
Carney	1	-1	-1.0	-1	0
<b>Saints</b>	<b>419</b>	<b>1712</b>	<b>4.1</b>	<b>54t</b>	<b>8</b>
<b>Opponents</b>	<b>443</b>	<b>1715</b>	<b>3.9</b>	<b>55</b>	<b>15</b>

RECEIVING	No	Yds	Avg	LG	TD
Horn	83	1265	15.2	56	9
W. Jackson	81	1046	12.9	63	5
R. Williams	60	511	8.5	42	1
R. Wilson	21	277	13.2	44	0
Bo. Williams	20	202	10.1	26	3
McAllister	15	166	11.1	22t	1
Cleeland	13	138	10.6	19t	4
Connell	12	191	15.9	46t	2
McGarity	1	-2	-2.0	-2	0
T. Smith	4	30	7.5	12	2
L. Hall	2	15	7.5	9	0
Stachelski	1	5	5.0	5	0
<b>Saints</b>	<b>313</b>	<b>3844</b>	<b>12.3</b>	<b>63</b>	<b>27</b>
<b>Opponents</b>	<b>278</b>	<b>3678</b>	<b>13.2</b>	<b>86t</b>	<b>30</b>

INTERCEPTIONS	No	Yds	Avg	LG	TD
S. Knight	6	114	19.0	40	0
Bellamy	3	21	7.0	21	0
Mathis	2	34	17.0	23	0
Howard	1	37	37.0	37	0
Clemons	1	3	3.0	3	0
Oldham	1	0	0.0	0	0
Thomas	1	0	0.0	0	0
<b>Saints</b>	<b>15</b>	<b>209</b>	<b>13.9</b>	<b>40</b>	<b>0</b>
<b>Opponents</b>	<b>22</b>	<b>189</b>	<b>8.6</b>	<b>36t</b>	<b>1</b>

PUNTING	No	Yds	Avg	Net	TB	120	LG	B
Gowin	76	3180	41.8	35.8	7	24	62	0
<b>Saints</b>	<b>76</b>	<b>3180</b>	<b>41.8</b>	<b>35.8</b>	<b>7</b>	<b>24</b>	<b>62</b>	<b>0</b>
<b>Opp.</b>	<b>67</b>	<b>2917</b>	<b>43.5</b>	<b>38.3</b>	<b>3</b>	<b>19</b>	<b>70</b>	<b>0</b>

PUNT RET	Ret	FC	Yds	Avg	LG	TD
McGarity	19	9	183	9.6	42	0
Lewis	14	0	81	5.8	32	0
McAllister	4	4	24	6.0	10	0
<b>Saints</b>	<b>37</b>	<b>13</b>	<b>288</b>	<b>7.8</b>	<b>42</b>	<b>0</b>
<b>Opponents</b>	<b>36</b>	<b>18</b>	<b>316</b>	<b>8.8</b>	<b>70t</b>	<b>1</b>

KICKOFF RET	No	Yds	Avg	LG	TD
McAllister	45	1091	24.2	63	0
Lewis	32	762	23.8	68	0
McAfee	6	144	24.0	34	0
Ackerman	2	11	5.5	11	0
Whitehead	2	19	9.5	12	0
<b>Saints</b>	<b>87</b>	<b>2027</b>	<b>23.3</b>	<b>68</b>	<b>0</b>
<b>Opponents</b>	<b>66</b>	<b>1472</b>	<b>22.3</b>	<b>68</b>	<b>0</b>

FIELD GOALS	1-19	20-29	30-39	40-49	50+
Carney	0/0	7/7	11/11	8/12	1/1
<b>Saints</b>	<b>0/0</b>	<b>7/7</b>	<b>11/11</b>	<b>8/12</b>	<b>1/1</b>
<b>Opponents</b>	<b>0/0</b>	<b>9/9</b>	<b>8/9</b>	<b>5/8</b>	<b>5/5</b>

**Carney:** (31G) (32G, 30G) (50G, 23G, 45G, 29G, 33G) (30G, 39G) (23G, 48B, 31G) (33G, 44G, 44G, 23G, 27G) ( ) (43G, 42G, 35G, 36G) (46G, 48G) (48N, 43B, 1G) (42G, 24G) ( ) ( ) ( ) (29G, 42N) ( )

2001 NFC WEST STANDINGS				
Saints Finish: 3rd place				
	W	L	T	Pct.
St. Louis	14	2	0	.875
San Francisco	12	4	0	.750
<b>New Orleans</b>	<b>7</b>	<b>9</b>	<b>0</b>	<b>.438</b>
Atlanta	7	9	0	.438
Carolina	1	15	0	.063

PASSING	Att	Cmp	Yds	Cmp%	Yds/Att	TD	TD%	Int	Int%	Long	Sk/Yds	Rating
Brooks	558	312	3832	55.9	6.87	26	4.7	22	3.9	63	50/330	76.4
McAllister	2	1	12	50.0	6.00	1	50.0	0	0.0	12t	0/0	108.3
Blake	1	0	0	0.0	0.00	0	0.0	0	0.0	0	0/0	39.6
Horn	1	0	0	0.0	0.00	0	0.0	0	0.0	0	0/0	39.6
<b>Saints</b>	<b>562</b>	<b>313</b>	<b>3844</b>	<b>55.7</b>	<b>6.84</b>	<b>27</b>	<b>4.8</b>	<b>22</b>	<b>3.9</b>	<b>63</b>	<b>50/330</b>	<b>76.7</b>
<b>Opponents</b>	<b>452</b>	<b>278</b>	<b>3678</b>	<b>61.5</b>	<b>8.14</b>	<b>30</b>	<b>6.6</b>	<b>15</b>	<b>3.3</b>	<b>86t</b>	<b>53/323</b>	<b>95.5</b>



## 2002 SAINTS STATISTICS

RECORD: 9-7

FINISH: 3rd-NFC SOUTH

Date	W/L	Score	Opponent	Attendance
09/08	W	26-20	at Tampa Bay	65,554
09/15	W	35-20	Green Bay	67,958
09/22	W	29-23	at Chicago	63,216
09/29	L	21-26	at Detroit	60,023
10/06	W	32-29	Pittsburgh	67,334
10/13	W	43-27	at Washington	80,768
10/20	W	35-27	San Francisco	67,903
10/27	L	35-37	Atlanta	67,883
11/10	W	34-24	at Carolina	72,566
11/17	L	17-24	at Atlanta	70,382
11/24	L	15-24	Cleveland	68,295
12/01	W	23-20	Tampa Bay	68,226
12/08	W	37-25	at Baltimore	69,334
12/15	L	31-32	Minnesota	67,851
12/22	L	13-20	at Cincinnati	43,544
12/29	L	6-10	Carolina	66,946

TEAM STATISTICS	N.O.	OPP.				
<b>TOTAL FIRST DOWNS</b>	<b>291</b>	<b>327</b>				
Rushing	91	108				
Passing	169	191				
Penalty	31	28				
3rd Down: Made/Att.	92/224	87/223				
3rd Down: Pct.	41.1	39.0				
4th Down: Made/Att.	8/13	12/20				
4th Down Pct.:	61.5	60.0				
<b>POSSESSION AVG.</b>	<b>28:44</b>	<b>31:16</b>				
<b>TOTAL NET YARDS</b>	<b>5205</b>	<b>5796</b>				
Avg. Per Game	325.3	362.3				
Total Plays	1001	1071				
Avg. Per Play	5.2	5.4				
<b>NET YARDS RUSHING</b>	<b>1764</b>	<b>1991</b>				
Avg. Per Game	110.3	124.4				
Total Rushes	426	439				
<b>NET YARDS PASSING</b>	<b>3441</b>	<b>3805</b>				
Avg. Per Game	215.1	237.8				
Sacked/Yards Lost	37/244	39/253				
Gross Yards	3685	4058				
Att./Completions	538/291	593/343				
Completion Pct.	54.1	57.8				
Had Intercepted	15	20				
<b>PUNTS/AVERAGE</b>	<b>69/41.4</b>	<b>73/42.7</b>				
<b>NET PUNTING AVG.</b>	<b>69/36.7</b>	<b>73/33.3</b>				
<b>PENALTIES/YARDS</b>	<b>119/911</b>	<b>110/953</b>				
<b>FUMBLES/BALL LOST</b>	<b>29/15</b>	<b>29/18</b>				
<b>TOUCHDOWNS</b>	<b>49</b>	<b>45</b>				
Rushing	16	18				
Passing	27	25				
Returns	6	2				
<b>Score by Periods</b>	<b>1</b>	<b>2</b>	<b>3</b>	<b>4</b>	<b>OT</b>	<b>TOT</b>
Team	95	109	107	115	6	432
Opponents	67	134	78	109	0	388

SCORING	TD	Ru	Pa	Rt	Pat	FG	S	TP
Carney	0	0	0	0	37/37	31/35	0	130
McAllister	16	13	3	0	0	0	96	2
Stallworth	8	0	8	0	0	0	48	2
Horn	7	0	7	0	0	0	44	2
Pathon	4	0	4	0	0	0	24	2
M. Lewis	3	0	0	3	0	0	18	2
Reed	3	0	3	0	0	0	18	2
Brooks	2	2	0	0	0	0	16	2
B. Williams	2	0	2	0	0	0	14	2
Allen	1	0	0	1	0	0	6	2
Craver	1	0	0	1	0	0	6	2
Fenderson	1	0	0	0	0	0	6	2
Grant	1	0	0	1	0	0	6	2
<b>Saints</b>	<b>49</b>	<b>16</b>	<b>27</b>	<b>6</b>	<b>37/37</b>	<b>31/35</b>	<b>0</b>	<b>432</b>
<b>Opponents</b>	<b>45</b>	<b>18</b>	<b>25</b>	<b>2</b>	<b>39/40</b>	<b>23/28</b>	<b>1</b>	<b>388</b>
2-Pl. Conversions: Brooks 2, Horn, B. Williams, Team 4-11, Opponents 4-5								

**SACKS:** Howard 8.0, Grant 7.0, Jackson 5.5, D. Smith 3.5, K. Smith 3.5, Whitehead 3.0, Hand 2.5, S. Knight 2.0, Bellamy 1.5, Thomas 1.0, Clemons 0.5. **Saints 39.0, Opponents 37.0**

RUSHING	No	Yds	Avg	LG	TD
McAllister	325	1388	4.3	62	13
Brooks	62	253	4.1	21	2
Fenderson	13	65	5.0	17	1
Keaton	12	19	1.6	4	0
M. Lewis	1	15	15.0	15	0
McAfee	1	11	11.0	11	0
T. Smith	5	11	2.2	5	0
Horn	1	2	2.0	2	0
Stallworth	2	2	1.0	4	0
Delhomme	4	-2	-5	6	0
<b>Saints</b>	<b>426</b>	<b>1764</b>	<b>4.1</b>	<b>62</b>	<b>16</b>
<b>Opponents</b>	<b>439</b>	<b>1991</b>	<b>4.5</b>	<b>59</b>	<b>18</b>
Receiving	No.	Yds	Avg	Long	TD
Horn	88	1312	14.9	63	7
McAllister	47	352	7.5	30	3
Pathon	43	523	12.2	64	4
Stallworth	42	594	14.1	57	8
Reed	21	360	17.1	54	3
B. Williams	13	143	11.0	32	2
Sloan	12	127	10.6	29	0
T. Smith	9	30	3.3	10	0
M. Lewis	8	200	25.0	59	0
Fenderson	6	38	6.3	13	0
Hall	2	6	3.0	4	0
<b>Saints</b>	<b>291</b>	<b>3685</b>	<b>12.7</b>	<b>64</b>	<b>27</b>
<b>Opponents</b>	<b>343</b>	<b>4058</b>	<b>11.8</b>	<b>77</b>	<b>25</b>

INTERCEPTIONS	No.	Yds	Avg	Long	TD
Thomas	5	80	16.0	43	0
S. Knight	5	36	7.2	17	0
Bellamy	3	39	13.0	16	0
D. Smith	2	21	10.5	17	0
Irvin	2	10	5.0	10	0
D. Carter	1	25	25.0	25	0
Allen	1	0	0.0	0	1
Hawthorne	1	0	0.0	0	0
<b>Saints</b>	<b>20</b>	<b>211</b>	<b>10.6</b>	<b>43</b>	<b>1</b>
<b>Opponents</b>	<b>15</b>	<b>220</b>	<b>14.7</b>	<b>78</b>	<b>1</b>

PUNTING	No	Yds	Avg	Net	TB	I20	LG	B
Gowin	61	2553	41.9	36.9	6	15	59	0
D. Johnson	8	307	38.4	34.8	0	1	55	0
<b>Saints</b>	<b>69</b>	<b>2860</b>	<b>41.4</b>	<b>36.7</b>	<b>6</b>	<b>16</b>	<b>59</b>	<b>0</b>
<b>Opponents</b>	<b>73</b>	<b>3118</b>	<b>42.7</b>	<b>33.3</b>	<b>3</b>	<b>20</b>	<b>71</b>	<b>3</b>

KICKOFF RET	No	Yds	Avg	LG	TD
M. Lewis	70	1807	25.8	97	2
Fenderson	2	43	21.5	22	0
Grant	2	10	5.0	10	0
McAfee	2	69	34.5	51	0
Bellamy	1	5	5.0	5	0
Cox	1	14	14.0	14	0
Whitehead	1	8	8.0	8	0
<b>Saints</b>	<b>79</b>	<b>1956</b>	<b>24.8</b>	<b>97</b>	<b>2</b>
<b>Opponents</b>	<b>85</b>	<b>1817</b>	<b>21.4</b>	<b>70</b>	<b>0</b>

FIELD GOALS	1-19	20-29	30-39	40-49	50+
Carney	0/0	9/9	11/13	11/12	0/1
<b>Saints</b>	<b>0/0</b>	<b>9/9</b>	<b>11/13</b>	<b>11/12</b>	<b>0/1</b>
<b>Opponents</b>	<b>1/1</b>	<b>8/8</b>	<b>6/7</b>	<b>5/7</b>	<b>3/5</b>
<b>Carney:</b> (28G,41G) (39N) ( ) ( ) (40G,48G,31G,48) (21G,23G,36G) (46G,55N,31G,22G) (40G,40G) (39G,23G) (35G) (33G,27G,48G) (48N,48G) (34G,28G,28G) (40G,34G,27G) (38G,33N,43G) (30G,38G)					
<b>Opponents:</b> (52G,47B,53N,40G) (27G,36G) (31G,25G,58N,25G) (23G,34G,23G,38G) ( ) ( ) (24G,41G) (31G,32G,47G) (19G) (39N,42G) (28G) (42N,51G) (26G) (41G) ( ) (50G)					

## 2002 NFC SOUTH STANDINGS

Saints Finish: 3rd place				
	W	L	T	Pct.
Tampa Bay	12	4	0	.750
Atlanta	9	6	1	.594
<b>New Orleans</b>	<b>9</b>	<b>7</b>	<b>0</b>	<b>.562</b>
Carolina	7	9	0	.438

PASSING	Att	Cmp	Yds	Cmp%	Yds/Att	TD	TD%	Int	Int%	Long	Sk/Yds	Rating
Brooks	528	283	3572	53.6	6.77	27	5.1	15	2.8	64	36/236	80.1
Delhomme	10	8	113	80.0	11.30	0	0.0	0	0.0	54	0/0	113.8
McAllister	0	0	0	—	—	—	—	0	—	—	1/8	—
<b>Saints</b>	<b>538</b>	<b>291</b>	<b>3685</b>	<b>54.1</b>	<b>6.85</b>	<b>27</b>	<b>5.0</b>	<b>15</b>	<b>2.8</b>	<b>64</b>	<b>37/244</b>	<b>80.8</b>
<b>Opponents</b>	<b>593</b>	<b>343</b>	<b>4058</b>	<b>57.8</b>	<b>6.84</b>	<b>25</b>	<b>4.2</b>	<b>20</b>	<b>3.4</b>	<b>77</b>	<b>39/253</b>	<b>78.8</b>

# 2003 SAINTS STATISTICS

RECORD: 8-8

FINISH: 2nd-NFC SOUTH

Date	W/L	Score	Opponent	Attendance	SCORING	TD	Ru	Pa	Rt	PAT	FG	S	TP	INTERCEPTIONS	No.	Yds	Avg	Long	TD
09/07	L	10-27	at Seattle	52,250	Carney	0	0	0	0	36/37	22/30	0	102	Thomas	4	47	11.8	20	0
09/14	W	31-10	Houston	68,390	Horn	10	0	10	0	0	0	0	60	Ambrose	3	78	26.0	73	1
09/21	L	12-27	at Tennessee	68,809	McAllister	8	8	0	0	0	48	0	48	Bellamy	3	19	6.3	10	0
09/28	L	21-55	Indianapolis	70,020	B. Williams	5	0	5	0	0	30	0	30	Rodgers	1	40	40.0	40	1
10/05	L	13-19	at Carolina	72,496	Pathon	4	0	4	0	0	24	0	24	D. Smith	1	9	9.0	9	0
10/12	W	20-13	Chicago	68,390	Stallworth	3	0	3	0	0	0	18	0	Ruff	1	7	7.0	7	0
10/19	W	45-17	at Atlanta	70,837	Brooks	2	2	0	0	0	12	0	12	Jones	1	2	2.0	2	0
10/26	Lot	20-23	Carolina	68,370	Conwell	2	0	2	0	0	12	0	12	V. Green	0	24	---	24	0
11/2	W	17-14	at Tampa Bay	65,524	Ambrose	1	0	0	1	0	0	6	6	Saints	14	226	16.1	73	2
11/16	Wot	23-20	Atlanta	68,432	K. Carter	1	1	0	0	0	0	6	6	Opponents	8	104	13.0	20	1
11/23	L	20-33	at Philadelphia	67,802	M. Lewis	1	0	1	0	0	0	6	6						
11/30	W	24-20	at Washington	76,821	Rodgers	1	0	0	1	0	0	6	6						
12/07	L	7-14	Tampa Bay	68,442	Thomas	1	0	0	1	0	0	6	6						
12/14	W	45-7	New York Giants	68,399	J. Allen	0	0	0	0	0	1	2	2						
12/21	L	19-20	at Jacksonville	49,207	Fenderson	0	0	0	0	0	0	2	2						
12/28	W	13-7	Dallas	68,451	Saints	39	11	25	3	36/37	22/30	1	340						

TEAM STATISTICS	N.O.	OPP.
TOTAL FIRST DOWNS	302	298
Rushing	100	109
Passing	100	109
Penalty	25	24
3rd down: Made/Att	106/229	79/208
3rd Down Pct.	46.3	38.0
4th Down: Made/Att	5/19	9/16
4th Down Pct.	26.3	56.3
POSSESSION AVG.	30:18	29:42
Total Net Yards	5438	5234
Avg. Per Game	339.9	327.1
Total Plays	1019	997
Avg. Per Play	5.3	5.2
NET YARDS RUSHING	2000	2241
Avg. Per Game	125.0	140.1
Total Rushes	448	480
NET YARDS PASSING	3438	2993
Avg. Per Game	214.9	187.1
Sacked/Yards Lost	36/203	32/171
Gross Yards	3641	3164
Att./Completions	535/314	485/264
Completion Pct.	58.7	54.4
Had Intercepted	8	14
PUNTS/AVERAGE	72/43.7	76/41.9
NET PUNTING AVG.	72/38.2	76/36.4
PENALTIES/YARDS	103/876	101/1012
FUMBLES/BALL LOST	33/20	29/13
TOUCHDOWNS	39	36
Rushing	11	12
Passing	25	20
Returns	3	4

Score by Periods	1	2	3	4	OT	TOT
Saints	52	112	78	95	3	340
Opponents	64	140	55	64	3	326

2-Pt. Conversions: Fenderson, Team 1-2, Opponents 0-1  
 SACKS: Ch. Grant 10.0, Whitehead 5.5, Howard 5.0  
 Jackson TM 3.5, Bellamy 1.0, D. Carter 1.0, Hodge 1.0, D. Smith 1.0, K. Smith 1.0, Sullivan 1.0, Thomas 1.0, Saints 32.0, Opponents 36.0

RUSHING	No	Yds	Avg	LG	TD
McAllister	351	1641	4.7	76	8
Brooks	54	175	3.2	15	2
K. Carter	19	72	3.8	31	1
L. Smith	11	61	5.5	17	0
Horn	2	15	7.5	13	0
Fenderson	4	14	3.5	6	0
McAfee	1	13	13.0	13	0
Carney	1	3	3.0	3	0
Stallworth	1	3	3.0	3	0
M. Lewis	1	2	2.0	2	0
Bouman	3	1	0.3	2	0
Saints	448	2000	4.5	76	11
Opponents	480	2241	4.7	69	12

RECEIVING	No.	Yds	Avg	Long	TD
Horn	78	973	12.5	50	10
McAllister	69	516	7.5	39	0
Pathon	44	578	13.1	40	4
B. Williams	41	436	10.6	31	5
Conwell	26	290	11.2	32	2
Stallworth	25	485	19.4	76	3
M. Lewis	12	226	18.8	39	1
Rasby	6	55	9.2	17	0
T. Smith	6	28	4.7	8	0
Gardner	3	29	9.7	11	0
K. Carter	1	11	11.0	11	0
D. Lewis	1	7	7.0	7	0
Fenderson	1	5	5.0	5	0
L. Smith	1	2	2.0	2	0
Saints	314	3641	11.6	76	25
Opponents	264	3164	12.0	79	20

PUNTING	No	Yds	Avg	Net	TB	120	LG	B
Berger	71	3144	44.3	38.2	5	28	59	1
Saints	72	3144	43.7	38.2	5	28	59	1
Opponents	76	3183	41.9	36.4	3	21	60	1

PUNT RET	Ret	FC	Yds	Avg	LG	TD
M. Lewis	30	10	275	9.2	27	0
Stallworth	5	1	44	8.8	18	0
Craver	2	1	22	11.0	19	0
V. Green	2	0	15	7.5	9	0
Thomas	1	0	4	4.0	4	0
Saints	40	12	360	9.0	27	0
Opponents	36	18	294	8.2	46	0

KICKOFF RET	No	Yds	Avg	LG	TD
M. Lewis	45	1068	23.7	53	0
McAfee	9	140	15.6	23	0
Stallworth	8	171	21.4	28	0
Craver	5	128	25.6	52	0
Rasby	2	9	4.5	6	0
M. Williams	2	0	0.0	0	0
J. Allen	1	8	8.0	8	0
Saints	72	1524	21.2	53	0
Opponents	67	1587	23.7	100	2

FIELD GOALS	1-19	20-29	30-39	40-49	50+
Carney	0/0	6/6	10/12	5/9	1/3
Saints	0/0	6/6	10/12	5/9	1/3
Opponents	0/0	8/9	8/10	9/11	0/1

**Carney:** (33G) (39G) (31G) (38G,43G)  
(38G,57N,26) (38N,50G,30G) (42G) (46G,42G)  
(39N,47G) (28G,26G,36G) (45B) (51N,25G,48N)  
(49N) (35G,49N) (33G,38G) (24G,27G)

**Opponents:** (37G,25G) (30G) (22G,43G)  
(41G,42G) (49G,23G) (28G,31G) (28G)  
(24G,29G,31G) (36N) (38G,27G,54N)  
(36G,41G,42G,33G) (45G,49G) (44N,35B) (43B)  
(43G,35G,21B) ()

## 2003 NFC SOUTH STANDINGS

Saints Finish: 2nd place	W	L	T	Pct.
Carolina	11	5	0	.688
New Orleans	8	8	0	.500
Tampa Bay	7	9	0	.438
Atlanta	5	11	0	.312

PASSING	Att	Cmp	Yds	Cmp%	Yds/Att	TD	TD%	Int	Int%	Long	Sk/Yds	Rating
Brooks	518	306	3546	59.1	6.85	24	4.6	8	1.5	76	34/195	88.8
Bouman	13	7	81	53.8	6.23	1	7.7	0	0.0	19	2/8	98.6
McAllister	2	0	0	0.0	0.00	0	0.0	0	0.0	0	0/0	39.6
Berger	1	0	0	0.0	0.00	0	0.0	0	0.0	0	0/0	39.6
Horn	1	1	14	100.0	14.00	0	0.0	0	0.0	14	0/0	118.8
Team	535	314	3641	58.7	6.81	25	4.7	8	1.5	76	36/203	88.7
Opponents	485	264	3164	54.4	6.52	20	4.1	14	2.9	79	32/171	76.3

# 2004 SAINTS STATISTICS

RECORD: 8-8

FINISH: 2nd-NFC SOUTH

Date	W/L	Score	Opponent	Attendance
09/12	L	7-21	Seattle	64,900
09/19	W	30-27	San Francisco	64,900
09/26	W	28-25	at St. Louis	65,856
10/03	L	10-34	at Arizona	28,109
10/10	L	17-20	Tampa Bay	64,900
10/17	L	31-38	Minnesota	64,900
10/24	W	31-26	at Oakland	45,337
11/07	L	17-43	at San Diego	59,662
11/14	W	27-20	Kansas City	64,900
11/21	L	13-34	Denver	64,900
11/28	L	21-24	at Atlanta	70,521
12/05	L	21-32	Carolina	58,878
12/12	W	27-13	at Dallas	64,056
12/19	W	21-17	at Tampa Bay	65,075
12/26	W	26-13	Atlanta	64,900
01/02	W	21-18	at Carolina	73,302

TEAM STATISTICS	N.O.	OPP.
<b>TOTAL FIRST DOWNS</b>	<b>291</b>	<b>343</b>
Rushing	82	118
Passing	177	193
Penalty	2	32
3rd Down: Made/Att.	70/210	80/210
3rd Down: Pct.	33.3	38.1
4th Down: Made/Att.	9/18	6/7
4th Down Pct.	50.0	85.7
<b>POSSESSION AVG.</b>	<b>28:18</b>	<b>31:42</b>
<b>TOTAL NET YARDS</b>	<b>5193</b>	<b>6141</b>
Avg. Per Game	324.6	383.8
Total Plays	989	1067
Avg. Per Play	5.3	5.8
<b>NET YARDS RUSHING</b>	<b>1606</b>	<b>2253</b>
Avg. Per Game	100.4	140.8
Total Rushes	406	485
<b>NET YARDS PASSING</b>	<b>3587</b>	<b>3888</b>
Avg. Per Game	224.2	243.0
Sacked/Yards Lost	41/223	37/205
Gross Yards	3810	4095
Att./Completions	542/309	545/324
Completion Pct.	57.0	59.4
Had Intercepted	16	13
<b>PUNTS/AVERAGE</b>	<b>85/43.6</b>	<b>71/40.8</b>
<b>NET PUNTING AVG.</b>	<b>85/39.0</b>	<b>71/34.5</b>
<b>PENALTIES/YARDS</b>	<b>129/1141</b>	<b>119/965</b>
<b>FUMBLES/BALL LOST</b>	<b>23/10</b>	<b>31/20</b>
<b>TOUCHDOWNS</b>	<b>49</b>	<b>45</b>
Rushing	15	16
Passing	21	24
Returns	4	4

Score by Periods	1	2	3	4	OT	TOT
Team	29	132	83	101	3	348
Opponents	117	110	70	108	0	405

SCORING	TD	Ru	Pa	Rt	PAT	FG	S	TP
Carney	0	0	0	0	38/38	22/27	0	104
Horn	11	0	11	0	0	0	0	68
McAllister	9	9	0	0	0	0	0	54
Stallworth	5	0	5	0	0	0	0	30
Brooks	4	4	0	0	0	0	0	24
Stecker	3	2	0	1	0	0	0	18
B. Williams	2	0	2	0	0	0	0	12
Bockwoldt	1	0	0	1	0	0	0	6
Conwell	1	0	1	0	0	0	0	6
Hall	1	0	1	0	0	0	0	6
Lewis	1	0	0	1	0	0	0	6
Mitchell	1	0	0	1	0	0	0	6
Pathon	1	0	1	0	0	0	0	6
Bryant	0	0	0	0	0	1	2	0
<b>Team</b>	<b>40</b>	<b>15</b>	<b>21</b>	<b>4</b>	<b>38/38</b>	<b>22/27</b>	<b>1</b>	<b>348</b>
<b>Opponents</b>	<b>44</b>	<b>16</b>	<b>24</b>	<b>4</b>	<b>42/42</b>	<b>31/35</b>	<b>1</b>	<b>405</b>

2-PT. Conversions: Horn, Team 1-2, Opponents 2-2  
**SACKS:** Howard 11.0, Ch. Grant 10.5, W. Smith 7.5, Young 2.5, Bryant 2.0, Watson 2.0, Bockwoldt 1.0, Sullivan 0.5, **Team 37.0**, **Opponents 41.0**

RUSHING	No	Yds	Avg	LG	TD
McAllister	269	1074	4.0	71	9
Stecker	58	244	4.2	42t	2
Brooks	58	173	3.0	15	4
McAfee	2	54	27.0	53	0
Stallworth	6	37	6.2	26	0
Carter	10	17	1.7	8	0
Karney	3	7	2.3	4	0
<b>Team</b>	<b>406</b>	<b>1606</b>	<b>4.0</b>	<b>71</b>	<b>15</b>
<b>Opponents</b>	<b>485</b>	<b>2253</b>	<b>4.6</b>	<b>60</b>	<b>16</b>

Receiving	No.	Yds	Avg	Long	TD
Horn	94	1399	14.9	57	11
Stallworth	58	767	13.2	45	5
Pathon	34	581	17.1	38	1
McAllister	34	228	6.7	20	0
B. Williams	33	362	11.0	22	2
Stecker	29	174	6.0	26	0
Conwell	10	102	10.2	28	1
Lewis	8	127	15.9	30	0
Karney	6	42	7.0	17	0
Gardner	1	23	23.0	23	0
Hall	1	4	4.0	4	1
Brooks	1	1	1.0	1	0
<b>Team</b>	<b>309</b>	<b>3810</b>	<b>12.3</b>	<b>57</b>	<b>21</b>
<b>Opponents</b>	<b>324</b>	<b>4095</b>	<b>12.6</b>	<b>59</b>	<b>24</b>

INTERCEPTIONS	No.	Yds	Avg	Long	TD
McKenzie LG	5	19	3.8	14	0
McKenzie TM	5	19	3.8	14	0
Ambrose	3	19	6.3	19	0
Brown	2	0	0.0	0	0
Jones	1	55	55.0	55	0
Ch. Grant	1	8	8.0	8	0
Ruff	1	0	0.0	0	0
<b>Team</b>	<b>13</b>	<b>101</b>	<b>7.8</b>	<b>55</b>	<b>0</b>
<b>Opponents</b>	<b>16</b>	<b>260</b>	<b>16.3</b>	<b>76</b>	<b>1</b>

PUNTING	No	Yds	Avg	Net	TB	I20	LG	B
Berger	85	3704	43.6	39.0	4	28	63	0
<b>Team</b>	<b>85</b>	<b>3704</b>	<b>43.6</b>	<b>39.0</b>	<b>4</b>	<b>28</b>	<b>63</b>	<b>0</b>
<b>Opponents</b>	<b>71</b>	<b>2896</b>	<b>40.8</b>	<b>34.5</b>	<b>3</b>	<b>17</b>	<b>60</b>	<b>1</b>

PUNT RET	Ret	FC	Yds	Avg	LG	TD
Lewis	34	11	382	11.2	53	0
Stallworth	6	1	6	1.0	4	0
<b>Team</b>	<b>40</b>	<b>12</b>	<b>388</b>	<b>9.7</b>	<b>53</b>	<b>0</b>
<b>Opponents</b>	<b>43</b>	<b>25</b>	<b>310</b>	<b>7.2</b>	<b>59t</b>	<b>1</b>

KICKOFF RET	No	Yds	Avg	LG	TD
Lewis	51	1215	23.8	96t	1
Stecker	18	469	26.1	98t	1
McAfee	8	137	17.1	26	0
Hall	3	20	6.7	8	0
Ruff	1	9	9.0	9	0
W. Smith	1	17	17.0	17	0
Whitehead	1	12	12.0	12	0
<b>Team</b>	<b>83</b>	<b>1879</b>	<b>22.6</b>	<b>98t</b>	<b>2</b>
<b>Opponents</b>	<b>74</b>	<b>1710</b>	<b>23.1</b>	<b>63</b>	<b>0</b>

FIELD GOALS	1-19	20-29	30-39	40-49	50+
Team	0/0	3/3	12/15	5/6	2/3
<b>Opponents</b>	<b>0/0</b>	<b>3/3</b>	<b>12/15</b>	<b>5/6</b>	<b>2/3</b>

Carney: ( ) (32G,36G,37G)  
 (52G,53G,39G,51N,38G,31G) (20G) (47G)  
 (45G) (41G) (46N,37G) (39G,38G) (24G,36G)  
 (48G,38G,37B) ( ) (39G,44G) (38N) (22G) (38N)  
**Opponents:** ( ) (30G,33G) (53G) (26G,33G)  
 (23G,53G,41N) (39G) (28G,42G,44G,40G)  
 (40G,27G) (24G,44G) (48G,34G) (37N,31G)  
 (30G,50G,46G,25G,21G,21G) (42N,34G,41G)  
 (37G) (25G,20G) (54G,60B)

## 2004 NFC SOUTH STANDINGS

Saints Finish: 2nd place	W	L	T	Pct.
Atlanta	11	5	0	.688
New Orleans	8	8	0	.500
Carolina	7	9	0	.438
Tampa Bay	5	11	0	.312

PASSING	Att	Cmp	Yds	Cmp%	Yds/Att	TD	TD%	Int	Int%	Long	Sack/Lost	Rating
Brooks	542	309	3810	57.0	7.03	21	3.9	16	3.0	57	41/223	79.5
<b>Team</b>	<b>542</b>	<b>309</b>	<b>3810</b>	<b>57.0</b>	<b>7.03</b>	<b>21</b>	<b>3.9</b>	<b>16</b>	<b>3.0</b>	<b>57</b>	<b>41/223</b>	<b>79.5</b>
<b>Opponents</b>	<b>545</b>	<b>324</b>	<b>4095</b>	<b>59.4</b>	<b>7.51</b>	<b>24</b>	<b>4.4</b>	<b>13</b>	<b>2.4</b>	<b>59</b>	<b>37/207</b>	<b>87.7</b>

# 2005 SAINTS STATISTICS

## RECORD: 3-13

## FINISH: 4th-NFC SOUTH

Date	W/L	Score	Opponent	Attendance
09/11	W	23-20	at Carolina	72,920
09/19	L	10-27	New York Giants	68,031
09/25	L	16-33	at Minnesota	63,952
10/02	W	19-7	Buffalo	58,688
10/09	L	3-52	at Green Bay	70,580
10/16	L	31-34	Atlanta	65,562
10/23	L	17-28	at St. Louis	64,586
10/30	L	6-21	Miami	61,643
11/06	L	17-20	Chicago	63,637
11/20	L	17-24	at New England	68,756
11/27	W	21-19	at New York Jets	77,152
12/04	L	3-10	Tampa Bay	34,411
12/12	L	17-36	at Atlanta	70,083
12/18	L	10-27	Carolina	32,551
12/24	L	12-13	Detroit	63,747
01/01	L	13-27	at Tampa Bay	65,379

TEAM STATISTICS	N.O.	OPP.
<b>TOTAL FIRST DOWNS</b>	<b>312</b>	<b>281</b>
Rushing	89	103
Passing	182	145
Penalty	41	33
3rd Down: Made/Att	82/211	89/220
3rd Down Pct.	38.9	40.5
4th Down: Made/Att	2/12	3/4
4th Down Pct.	16.7	75.0
<b>POSSESSION AVG.</b>	<b>30:32</b>	<b>29:28</b>
<b>TOTAL NET YARDS</b>	<b>5031</b>	<b>4994</b>
Avg. Per Game	314.4	312.1
Total Plays	1017	946
Avg. Per Play	4.9	5.3
<b>NET YARDS RUSHING</b>	<b>1688</b>	<b>2145</b>
Avg. Per Game	105.5	134.1
Total Rushes	423	503
<b>NET YARDS PASSING</b>	<b>3343</b>	<b>2849</b>
Avg. Per Game	208.9	178.1
Sacked/Yards Lost	41/261	25/165
Gross Yards	3604	3014
Att./Completions	553/308	418/241
Completion Pct.	55.7	57.7
Had Intercepted	24	10
<b>PUNTS/AVERAGE</b>	<b>71/43.2</b>	<b>76/45.6</b>
<b>NET PUNTING AVG.</b>	<b>71/38.7</b>	<b>76/39.0</b>
<b>PENALTIES/YARDS</b>	<b>135/1130</b>	<b>127/985</b>
<b>FUMBLES/BALL LOST</b>	<b>23/19</b>	<b>19/9</b>
<b>TOUCHDOWNS</b>	<b>23</b>	<b>43</b>
Rushing	8	16
Passing	15	20
Returns	0	7

Score by Periods	Q1	Q2	Q3	Q4	OT	TOT
Team	47	97	22	69	0	235
Opponents	103	126	59	110	0	398

SCORING	TD	Ru	Pa	Rt	PAT	FG	S	TP
Carney	0	0	0	0	22/22	25/32	0	97
Stallworth	7	0	7	0			0	42
Henderson	3	0	3	0			0	18
McAllister	3	3	0	0			0	18
A. Smith	3	3	0	0			0	18
Brooks	2	2	0	0			0	12
Hakim	2	0	2	0			0	12
Conwell	1	0	1	0			0	6
Hilton	1	0	1	0			0	6
Horn	1	0	1	0			0	6
<b>Team</b>	<b>23</b>	<b>8</b>	<b>15</b>	<b>0</b>	<b>22/22</b>	<b>25/32</b>	<b>0</b>	<b>235</b>
<b>Opponents</b>	<b>43</b>	<b>16</b>	<b>20</b>	<b>7</b>	<b>43/43</b>	<b>31/39</b>	<b>2</b>	<b>398</b>

2-Pl. Conversions: Team 0-1, Opponents 0-0

**SACKS:** W. Smith 8.5, Bryant 4, Howard 3.5, F. Thomas 3, Grant 2.5, Craft 1, D. Smith 1, Watson 1, Whitehead 0.5, **Team 25**,

**Opponents 41**

RUSHING	No	Yds	Avg	LG	TD
A. Smith	166	659	4.0	42	3
Stecker	95	363	3.8	32	0
McAllister	93	335	3.6	26	3
Brooks	45	281	6.2	22	2
A. Thomas LG	43	92	2.1	12	0
A. Thomas TM	7	12	1.7	4	0
Bouman	8	15	1.9	6	0
Karney	6	12	2.0	3	0
Henderson	1	9	9.0	9	0
Stallworth	2	2	1.0	3	0
<b>Team</b>	<b>423</b>	<b>1688</b>	<b>4.0</b>	<b>42</b>	<b>8</b>
<b>Opponents</b>	<b>503</b>	<b>2145</b>	<b>4.3</b>	<b>64</b>	<b>16</b>

RECEIVING	No.	Yds	Avg	Long	TD
Stallworth	70	945	13.5	43	7
Horn	49	654	13.3	30	1
Hilton	35	396	11.3	29	1
Stecker	35	281	8.0	41	0
Hakim	34	489	14.4	42	2
Henderson	22	343	15.6	66	3
McAllister	17	117	6.9	22	0
Conwell	13	165	12.7	31	1
A. Smith	12	46	3.8	8	0
Karney	10	61	6.1	10	0
Hall	6	36	6.0	8	0
A. Thomas LG	4	13	3.3	6	0
A. Thomas TM	2	8	4.0	6	0
Poole	3	63	21.0	42	1
<b>Team</b>	<b>308</b>	<b>3604</b>	<b>11.7</b>	<b>66</b>	<b>15</b>
<b>Opponents</b>	<b>241</b>	<b>3014</b>	<b>12.5</b>	<b>68</b>	<b>20</b>

INTERCEPTIONS	No.	Yds	Avg	Long	TD
Craft	3	63	21.0	39	0
D. Smith	2	53	26.5	28	0
F. Thomas	2	4	2.0	4	0
Bullocks	1	51	51.0	51	0
McKenzie	1	11	11.0	11	0
Slaughter	1	0	0.0	0	0
<b>Team</b>	<b>10</b>	<b>182</b>	<b>18.2</b>	<b>51</b>	<b>0</b>
<b>Opponents</b>	<b>24</b>	<b>456</b>	<b>19.0</b>	<b>95t</b>	<b>3</b>

PUNTING	No	Yds	Avg	Net	TB	IG	LG	B
Berger	71	3066	43.2	38.7	3	28	69	0
Team	71	3066	43.2	38.7	3	28	69	0
Opponents	76	3462	45.6	39.0	9	23	59	0

PUNT RET	Ret	FC	Yds	Avg	LG	TD
Hakim	34	4	260	7.6	42	0
Stallworth	7	1	52	7.4	27	0
Whitehead	4	0	8	2.0	5	0
F. Thomas	1	0	0	0.0	0	0
<b>Team</b>	<b>46</b>	<b>5</b>	<b>320</b>	<b>7.0</b>	<b>42</b>	<b>0</b>
<b>Opponents</b>	<b>33</b>	<b>26</b>	<b>260</b>	<b>7.9</b>	<b>23</b>	<b>0</b>

KICKOFF RET	No	Yds	Avg	LG	TD
Stecker	31	672	21.7	46	0
McAfee	22	485	22.0	34	0
Hakim	9	171	19.0	29	0
Lewis	8	137	17.1	20	0
Hall	2	9	4.5	5	0
Whitehead	2	12	6.0	12	0
A. Smith	1	30	30.0	30	0
<b>Team</b>	<b>75</b>	<b>1516</b>	<b>20.2</b>	<b>46</b>	<b>0</b>
<b>Opponents</b>	<b>61</b>	<b>1404</b>	<b>23.0</b>	<b>82</b>	<b>0</b>

FIELD GOALS	1-19	20-29	30-39	40-49	50+
Carney	1/1	12/13	4/6	8/12	0/0
<b>Team</b>	<b>1/1</b>	<b>12/13</b>	<b>4/6</b>	<b>8/12</b>	<b>0/0</b>
<b>Opponents</b>	<b>0/0</b>	<b>10/10</b>	<b>13/15</b>	<b>8/12</b>	<b>0/2</b>

**Carney:** (29G,48G,47G) (21G,29N) (22G) (23G,40G,32N,20G,37G) (33G,43N,43N) (19G,47B) (45B,22G) (26G,49G) (22G) (30N,46G) ( ) (26G) (47G) (44G) (35G,47G,33G,20G) (25G,24G)

**Opponents:** (39G,46G) (39G,30G) (24G,33N,28G,48G,34G) (45N) (26G) (37G,36G) (48N) (37G,36G,41G,46G,36N) (35G,47N,28G) (37G) (29G,45G,41G,38G,53N) (43B,28G) (43G,20G) (32G,50N,29G) (21G,39G) (46G,26G)

### 2005 NFC SOUTH STANDINGS

#### Saints Finish: 4th place

	W	L	T	Pct.
Tampa Bay	11	5	0	.688
Carolina	11	5	0	.688
Atlanta	8	8	0	.500
New Orleans	3	13	0	.188

PASSING	Att	Cmp	Yds	Cmp%	Yds/Att	TD	TD%	Int	Int%	Long	Sk/Yds	Rating
Brooks	431	240	2882	55.7	6.69	13	3.0	17	3.9	66	33/202	70.0
Bouman	122	68	722	55.7	5.92	2	1.6	7	5.7	43	8/59	54.7
<b>Team</b>	<b>553</b>	<b>308</b>	<b>3604</b>	<b>55.7</b>	<b>6.52</b>	<b>15</b>	<b>2.7</b>	<b>24</b>	<b>4.3</b>	<b>66</b>	<b>41/261</b>	<b>66.6</b>
<b>Opponents</b>	<b>418</b>	<b>241</b>	<b>3014</b>	<b>57.7</b>	<b>7.21</b>	<b>20</b>	<b>4.8</b>	<b>10</b>	<b>2.4</b>	<b>68</b>	<b>25/165</b>	<b>86.2</b>



**FINISH: 3rd-NFC SOUTH**

FIELD GOALS	1-19	20-29	30-39	40-49	50+
Marc	0/0	4/5	3/4	2/3	1/5
Gramatica LG	0/0	0/0	2/2	2/2	1/1
Gramatica TM	0/0	0/0	2/2	2/2	1/1
<b>Team</b>	<b>0/0</b>	<b>4/5</b>	<b>5/6</b>	<b>4/5</b>	<b>2/6</b>
<b>Opponents</b>	<b>0/0</b>	<b>10/11</b>	<b>10/10</b>	<b>3/4</b>	<b>3/5</b>

	W	L	T	Pct.
Tampa Bay	9	7	0	.563
Carolina	7	9	0	.438
<b>New Orleans</b>	<b>7</b>	<b>9</b>	<b>0</b>	<b>.438</b>
Atlanta	4	12	0	.250

NEWORLEANS SAINTS.COM 439



440 NEW ORLEANS SAINTS MEDIA GUIDE 2010

# HISTORICAL PLAYOFF SUMMARIES

## MINNESOTA VIKINGS 44, SAINTS 10

### NFC Wild Card Playoff (Jan. 3, 1988) - Louisiana Superdome (68,127)

The Vikings spoiled the Saints' playoff debut by racing out to a 21-point lead at halftime and never looking back in an NFC Wild Card Playoff game in the Superdome. New Orleans opened the scoring when QB **Bobby Hebert** found WR **Eric Martin** for a 10-yard TD pass early in the first quarter, but the Vikings answered with 24 consecutive points. The Saints scored their final points on a 40-yard FG by K **Morten Andersen** late in the first half. A "Hail Mary" TD pass from QB **Wade Wilson** to WR **Hassan Jones** as the second quarter ended pushed the Vikings lead to 31-10. The Saints were held without a rushing first down in the contest while only moving the chains nine times. Minnesota controlled the ball for over 41 minutes, posting 28 first downs and rushing for 210 yards in the victory.

Minnesota Vikings			10	21	3	10	44
New Orleans Saints			7	3	0	3	10
Team	Q	Time	Play Description (Extra Point) (Drive Info)				V-H
NO	1	13:37	Martin 10 yd. pass from Hebert (Andersen kick) (2-11, 0:44)				0-7
MIN	1	8:01	Nelson 42 FG (4-2, 2:05)				3-7
MIN	1	3:07	Carter 84 yd. punt return (Nelson kick)				10-7
MIN	2	11:41	Jordan 5 yd. pass from Wilson (Nelson kick) (10-65, 4:21)				17-7
MIN	2	6:10	Carter 10 yd. pass from Rice (Nelson kick) (7-54, 3:08)				24-7
NO	2	3:06	Andersen 40 FG (8-40, 3:04)				24-10
MIN	2	0:00	Jones 44 yd. pass from Wilson (Nelson kick) (3-35, 0:35)				31-10
MIN	3	1:15	Nelson 32 FG (11-68, 3:10)				34-10
MIN	4	7:14	Nelson 19 FG (13-54, 8:27)				37-10
MIN	4	1:46	Dozier 8 yd. run (Nelson kick) (10-60, 4:20)				44-10

	MIN	NO
Total First Downs	28	9
Total Net Yards	417	149
Rushes-Yards	50-210	14-53
Net Yards Passing	207	96
Passing (A-C-I)	30-17-0	31-11-4
Sacked-Yards	6-42	2-8
Punts-Average	3-32	6-44.2
Fumbles-Lost	4-2	0-0
Penalties-Yards Lost	6-64	3-2
Time of Possession	41:18	18:42

#### RUSHING

**MIN:** D. Nelson 17-73; Anderson 7-49; Dozier 8-45, 1 TD; Fenney 7-20; Rice 4-10; Kramer 2-5; W. Wilson 2-5; Gannon 3-3  
**NO:** Hilliard 8-39; Mayes 3-11; Hebert 2-2; Jordan 1-1

#### PASSING

**MIN:** Wilson 20-11-0, 189 yards, 2 TDs; Kramer 9-5-0, 50 yards; Rice 1-1-0, 10 yards, 1 TD  
**NO:** Hebert 19-9-2, 84 yards, 1 TD; Wilson 12-2-2, 20 yards

#### RECEIVING

**MIN:** Carter 6-79, 1 TD; D. Nelson 2-56; Lewis 2-27; Jordan 2-17, 1 TD; Rice 2-17; Jones 1-44, 1 TD; Gustafson 1-12; Anderson 1-(-3)  
**NO:** Brenner 2-33; Hill 2-15; Hilliard 2-15; Pattison 2-18; Tice 2-13; Martin 1-10, 1 TD

## CHICAGO BEARS 16, SAINTS 6

### NFC Wild Card Playoff (Jan. 6, 1991) - Soldier Field (60,767)

In a clash between two of the NFL's top defenses, the Bears jumped ahead 10-0 and held off the Saints in an NFC Wild Card Playoff game at Soldier Field. The Bears went up 3-0 on a K **Kevin Butler** 33-yard FG after an interception. Chicago surged ahead by 10 points when QB **Mike Tomczak** connected with TE **James Thornton** on an 18-yard scoring pass. K **Morten Andersen** got the Saints on the scoreboard with a 47-yard FG with 1:38 remaining in the half. An offside call on New Orleans nullified a 61-yard return of a blocked Bears FG attempt in the third quarter. Chicago took advantage on the reprieve, driving to set up a 22-yard field goal to give the Bears a 13-3 advantage midway through the third quarter. The teams traded FGs in the final quarter, with Andersen drilling a 38-yard kick and Butler connecting from 21 yards out to produce the winning margin. Chicago RB **Neal Anderson** rushed 27 times for 102 yards and hauled in four passes for 42 yards as the Bears rolled up 365 total yards to the Saints' 193 yards of offense.

New Orleans Saints			0	3	0	3	6
Chicago Bears			3	7	3	3	16
Team	Q	Time	Play Description (Extra Point) (Drive Info)				V-H
CHI	1	10:06	Butler 19 FG (6-32, 3:22)				0-3
CHI	2	13:08	Thornton 18 yd. pass from Tomczak (Butler kick) (6-62, 4:07)				0-10
NO	2	1:38	Andersen 47 FG (6-18, 2:09)				3-10
CHI	3	7:29	Butler 22 FG (16-60, 8:31)				3-13
NO	4	12:26	Andersen 38 FG (6-61, 4:55)				6-13
CHI	4	6:02	Butler 21 FG (9-68, 6:24)				6-16

	NO	CHI
Total First Downs	11	18
Total Net Yards	193	365
Rushes-Yards	18-65	43-189
Net Yards Passing	128	176
Passing (A-C-I)	34-11-3	26-13-0
Sacked-Yards Lost	2-25	2-12
Punts-Average	3-30	2-27.5
Fumbles-Lost	1-0	2-1
Penalties-Yards Lost	2-10	7-57
Time of Possession	22:29	37:31

#### RUSHING

**NO:** Fenerty 8-29; Fourcade 2-13; Hilliard 4-13; Heyward 4-10  
**CHI:** Anderson 27-102; Muster 12-71; Green 2-8; Tomczak 2-8

#### PASSING

**NO:** Walsh 16-6-1, 74 yards; Fourcade 18-5-2, 79 yards  
**CHI:** Tomczak 25-12-0, 166 yards, 1 TD; Anderson 1-1-0, 22 yards

#### RECEIVING

**NO:** Fenerty 4-22; Martin 2-47; Scales 1-31; Tice 1-19; Brenner 1-17; Perriman 1-11; Turner 1-6  
**CHI:** Anderson 4-42; Thornton 2-43, 1 TD; Gentry 2-41; Morris 2-28; Muster 2-21; Davis 1-13

# HISTORICAL PLAYOFF SUMMARIES

## ATLANTA FALCONS 27, SAINTS 20

### NFC Wild Card Playoff (Dec. 28, 1991) - Louisiana Superdome (68,794)

Atlanta posted 10 points in the final quarter – including a 61-yard TD grab by WR **Michael Haynes** – to defeat the Saints, 27-20, in a Wild Card clash between division rivals. A TD pass from QB **Bobby Hebert** to WR **Floyd Turner** gave New Orleans a 7-0 advantage and K **Morten Andersen** increased the lead with a 45-yard FG. The Falcons got on the board when QB **Chris Miller** found WR **Andre Rison** for a 24-yard TD pass in the second quarter. K **Norm Johnson's** 44-yard FG with 0:37 left in the first half tied the score, but the Saints responded with a 35-yard FG by Andersen for a 13-10 advantage at halftime. Atlanta surged ahead with a TD early in the third quarter, but the Saints came back when RB **Dalton Hilliard's** one-yard TD plunge. A 36-yard FG by Johnson tied it up, and Haynes' long TD with 2:41 left provided the winning margin. Hebert was intercepted with 1:10 left at the Atlanta 35.

Atlanta Falcons		0	10	7	10	27
New Orleans Saints		7	6	0	7	20
Team	Q	Time	Play Description (Extra Point) (Drive Info)			V-H
NO	1	8:57	Turner 26 yd. pass from Hebert (Andersen kick) (11-78, 6:03)			0-7
NO	2	11:37	Andersen 45 yd. FG (6-24, 3:19)			0-10
ATL	2	5:28	Rison 24 yd. pass from Miller (Johnson kick) (11-80, 6:11)			7-10
ATL	2	0:37	Johnson 44 FG (10-37, 2:13)			10-10
NO	2	0:00	Andersen 35 FG (4-41, 0:37)			10-13
ATL	3	9:59	Haynes 20 yd. pass from Miller (Johnson kick) (9-84, 5:01)			17-13
NO	4	14:10	Hilliard 1 yd. run (Andersen kick) (19-80, 10:49)			17-20
ATL	4	7:43	Johnson 36 FG (11-45, 6:27)			20-20
ATL	4	2:41	Haynes 61 yd. pass from Miller (Johnson kick) (5-80, 1:53)			27-20

	ATL	NO
Total First Downs	20	23
Total Net Yards	334	330
Rushes-Yards	22-79	22-65
Net Yards Passing	255	265
Passing (A-C-I)	30-18-1	44-26-2
Sacked-Yards	5-36	1-8
Punts-Average	1-42	3-54
Fumbles-Lost	3-1	2-1
Penalties-Yards Lost	6-48	5-49
Time of Possession	26:52	33:08

#### RUSHING

ATL: Rozier 7-35; Pegram 11-26; Miller 4-18  
 NO: McAfee 14-49; Hebert 1-9; Hilliard 4-5, 1 TD; Jordan 3-2

#### PASSING

ATL: Miller 30-18-1, 291 yards, 3 TDs  
 NO: Hebert 44-26-2, 273 yards, 1 TD

#### RECEIVING

ATL: Haynes 6-144, 2 TDs; Pritchard 5-63; Rison 4-56, 1 TD; Thomas 1-19; Pegram 1-5; Dixon 1-4  
 NO: Martin 7-83; Turner 5-75, 1 TD; Early 5-41; Hilliard 5-33; Carroll 2-23; Tice 1-13; Jordan 1-5

## PHILADELPHIA EAGLES 36, SAINTS 20

### NFC Wild Card Playoff (Jan. 3, 1993) - Louisiana Superdome (68,893)

The Philadelphia Eagles rallied from a 20-7 deficit to defeat the Saints, 36-20, in an NFC Wild Card Playoff game at the Superdome. The Saints took a 7-0 lead in the first quarter when Craig Heyward scored on a one-yard run. The Eagles tied the game on a 57-yard TD pass but the Saints got a 17-7 halftime lead on a Bobby Hebert scoring pass and a 35-yard FG by Morten Andersen. Andersen drilled another FG in the third quarter, but Philadelphia pulled to 20-10 on a Roger Ruzek 40-yard FG. The Eagles grabbed a 24-20 lead with TDs on their first two possessions of the fourth quarter and Hebert was sacked for a safety by DE Reggie White. Ruzek booted a 39-yard FG and CB Eric Allen returned a INT for another score in the final minutes.

Philadelphia Eagles		7	0	3	26	36
New Orleans Saints		7	10	3	0	20
Team	Q	Time	Play Description (Extra Point) (Drive Info)			V-H
NO	1	9:20	Heyward 1 yd. run (Andersen kick) (8-73, 5:40)			0-7
PHI	1	3:22	Barnett 57 yd. pass from Cunningham (Ruzek kick) (4-80, 2:15)			7-7
NO	2	8:18	Andersen 35 FG (13-71, 7:07)			7-10
NO	2	4:14	Early 7 yd. pass from Hebert (Andersen kick) (4-53, 2:25)			7-17
NO	3	6:28	Andersen 42 FG (5-44, 3:25)			7-20
PHI	3	1:01	Ruzek 40 FG (9-39, 4:05)			10-20
PHI	4	10:37	Barnett 35 yd. pass from Cunningham (Ruzek kick) (9-64, 4:08)			17-20
PHI	4	6:48	Sherman 6 yd. run (Ruzek kick) (5-26, 3:27)			24-20
PHI	4	5:36	Hebert sacked by White for a safety			26-20
PHI	4	2:36	Ruzek 39 FG (7-40, 3:00)			29-20
PHI	4	2:17	Allen 18 yd. interception return (Ruzek kick)			36-20

	PHI	NO
Total First Downs	19	20
Total Net Yards	349	360
Rushes-Yards	28-136	20-76
Net Yards Passing	213	284
Passing (A-C-I)	35-19-0	39-23-3
Sacked-Yards	1-6	1-7
Punts-Average	5-51.2	3-45.3
Fumbles-Lost	1-1	1-1
Penalties-Yards Lost	4-37	4-35
Time of Possession	31:25	28:35

#### RUSHING

PHI: Sherman 21-105, 1 TD; Cunningham 2-19; Walker 5-12  
 NO: Dunbar 4-28; Heyward 10-23, 1 TD; Hebert 3-18; Hilliard 3-7

#### PASSING

PHI: Cunningham 35-19-0, 219 yards, 2 TDs  
 NO: Hebert 39-23-3, 291 yards, 1 TD

#### RECEIVING

PHI: Byars 6-37; Barnett 4-102, 2 TDs; Williams 4-36; Sherman 3-29; Green 1-14; Walker 1-1  
 NO: Early 7-93, 1 TD; Martin 5-64; Dunbar 4-49; Heyward 3-45; Brenner 2-24; Hilliard 1-10; Small 1-6

# HISTORICAL PLAYOFF SUMMARIES

## SAINTS31, ST. LOUIS RAMS28

### NFC Wild Card Playoff (Dec. 30, 2000) - Louisiana Superdome (64,900)

The Saints earned the first playoff win in franchise history by jumping ahead to a commanding lead early by scoring 31 unanswered points and weathering a late St. Louis rally at the Superdome. After a St. Louis TD in the first quarter, the Saints scored on five of their next nine possessions. QB **Aaron Brooks** found WR **Robert Wilson** for a 12-yard TD pass and K **Doug Brien** hit a 33-yard FG for a 10-7 lead. Brooks then connected with WR **Willie Jackson** on TD passes of 10, 49 and 16 yards for a 31-7 lead with 11:57 left. The Rams mounted a comeback as QB **Kurt Warner** threw two TD passes and ran for another TD to pull St. Louis within three points. The Saints were forced to punt with 1:51 remaining, but the return was muffed by WR **Az-Zahir Hakim**. FB **Brian Milne** recovered the loose ball to seal the win. Jackson tied an NFL Playoff record with 3 TD catches as part of a six-catch, 142-yard day.

<b>St. Louis Rams</b>			7	0	0	21	<b>28</b>			
<b>New Orleans Saints</b>			0	10	7	14	<b>31</b>			
<b>Team</b>	<b>Q</b>	<b>Time</b>	<b>Play Description (Extra Point) (Drive Info)</b>				<b>V-H</b>			
STL	1	5:58	Bruce 17 yd. pass from Warner (Wilkins kick) (11-68, 6:55)				7-0			
<b>NO</b>	2	14:56	Wilson 12 yd. pass from Brooks (Brien kick) (11-70, 6:02)				7-7			
<b>NO</b>	2	1:30	Brien 33 yd. FG (4-5, 0:51)				7-10			
<b>NO</b>	3	8:40	Jackson 10 yd. pass from Brooks (Brien kick) (7-45, 3:23)				7-17			
<b>NO</b>	4	13:22	Jackson 49 yd. pass from Brooks (Brien kick) (5-74, 2:55)				7-24			
<b>NO</b>	4	11:57	Jackson 16 yd. pass from Brooks (Brien kick) (1-16, 0:40)				7-31			
STL	4	9:36	Proehl 17 yd. pass from Warner (run failed) (4-80, 2:21)				13-31			
STL	4	3:52	Faulk 25 yd. pass from Warner (Wilkins kick) (3-62, 0:48)				20-31			
STL	4	2:36	Warner 5 yd. run (Faulk pass from Warner) (5-47, 1:07)				28-31			

	<b>STL</b>	<b>NO</b>
Total First Downs	17	17
Total Net Yards	384	301
Rushes-Yards	16-34	32-50
Net Yards Passing	350	251
Passing (A-C-I)	40-24-3	29-16-1
Sacked-Yards	2-7	6-12
Points-Average	5-43.0	6-41.0
Fumbles-Lost	3-2	4-1
Penalties-Yards Lost	9-60	5-40
Time of Possession	28:29	31:31

#### RUSHING

**STL:** Faulk 14-24; Warner 1-5, 1 TD;  
Watson 1-5  
**NO:** Brooks 10-26; Allen 16-21;  
Morton 2-5; Moore 3-1; Jackson 1-(3)

#### PASSING

**STL:** Warner 40-24-3, 365 yards, 3 TDs  
**NO:** Brooks 29-16-1, 266 yards, 4 TDs

#### RECEIVING

**STL:** Bruce 7-127, 1 TD; Faulk 7-99, 1 TD; Proehl 3-46, 1 TD; Williams 3-25; Hakim 2-42; Holt 2-26  
**NO:** Jackson 6-142, 3 TDs; Wilson 3-41, 1 TD; Reed 3-27; Morton 2-34; A. Glover 1-16; Allen 1-6

## MINNESOTA VIKINGS34, SAINTS16

### NFC Divisional Playoff (Jan. 6, 2001) - Metrodome (63,881)

The Vikings raced out to a 21-point lead on the way to a 34-16 victory in the NFC Divisional Playoff game at the Metrodome. Minnesota QB **Daunte Culpepper** found WR **Randy Moss** for a 53-yard TD pass on the Vikings' opening series. The Saints pulled to 7-3, but Vikings K **Gary Anderson** hit a 24-yard FG and Culpepper connected with WR **Cris Carter** for a 17-yard TD to give Minnesota a 17-3 lead at halftime. The Vikings opened the second half with a 68-yard TD pass from Culpepper to Moss. The Saints added a TD pass from QB **Aaron Brooks** to TE **Dave Stachelski** to pull to 24-10, but the Vikings' Anderson hit a 44-yard FG and RB **Robert Smith** scored on a two-yard run for a 34-10 margin. New Orleans scored the game's final points as Brooks found WR **Willie Jackson** for a 48-yard TD pass with 2:19 left. Saints RB **Chad Morton** caught a NFL postseason record-tying 13 passes for 106 yards and Jackson added nine grabs for 125 yards.

<b>New Orleans Saints</b>			3	0	7	6	<b>16</b>			
<b>Minnesota Vikings</b>			10	7	10	7	<b>34</b>			
<b>Team</b>	<b>Q</b>	<b>Time</b>	<b>Play Description (Extra Point) (Drive Info)</b>				<b>V-H</b>			
MIN	1	11:57	Moss 53 yd. pass from Culpepper (Anderson kick) (3-64, 1:20)				0-7			
<b>NO</b>	1	7:46	Brien 33 yd. FG (10-65, 4:11)				3-7			
MIN	1	1:36	Anderson 24 yd. FG (12-67, 6:10)				3-10			
MIN	2	1:29	Carter 17 yd. pass from Culpepper (Anderson kick) (7-73, 3:40)				3-17			
MIN	3	13:33	Moss 68 yd. pass from Culpepper (Anderson kick) (3-77, 1:27)				3-24			
<b>NO</b>	3	9:33	Stachelski 2 yd. pass from Brooks (Brien kick) (8-83, 4:00)				10-24			
MIN	3	4:31	Anderson 44 yd. FG (10-50, 5:02)				10-27			
MIN	4	10:46	Smith 2 yd. run (Anderson kick) (8-29, 4:32)				10-34			
<b>NO</b>	4	2:19	Jackson 48 yd. pass from Brooks (pass failed) (3-66, 0:58)				16-34			

	<b>NO</b>	<b>MIN</b>
Total First Downs	19	18
Total Net Yards	355	429
Rushes-Yards	17-69	32-127
Net Yards Passing	286	302
Passing (A-C-I)	48-30-2	31-17-0
Sacked-Yards	2-9	0-0
Points-Average	5-39.0	5-45.0
Fumbles-Lost	0-0	1-0
Penalties-Yards Lost	7-40	5-60
Time of Possession	27:49	32:11

#### RUSHING

**NO:** Brooks 5-29; Morton 5-25;  
Williams 6-14; Allen 1-1  
**MIN:** Smith 25-74, 1 TD; Culpepper 4-51; Morrow 3-2

#### PASSING

**NO:** Brooks 48-30-2, 295 yards, 2 TDs  
**MIN:** Culpepper 31-17-0, 302 yards, 3 TDs

#### RECEIVING

**NO:** Morton 13-106; Jackson 9-125, 1 TD; Reed 2-29; Poole 2-12; Wilson 1-14; A. Glover 1-5; Stachelski 1-2, 1 TD  
**MIN:** Carter 8-120, 1 TD; Moss 2-121, 2 TDs; Smith 2-25; Kleinsasser 2-18; Walters 1-7; Jordan 1-6; McWilliams 1-5

# HISTORICAL PLAYOFF SUMMARIES

## SAINTS27, PHILADELPHIAEAGLES24

### NFC Divisional Playoff (Jan. 13, 2007) - Louisiana Superdome (70,001)

RB **Deuce McAllister** set a team playoff record with 143 rushing yards in leading the Saints to a come-from-behind victory over Philadelphia in the NFC Divisional Playoffs. McAllister, making his first NFL postseason appearance, rushed for one touchdown and caught another. New Orleans took the early lead after a pair of field goals, but Philadelphia struck on a 75-yard touchdown pass in the second quarter. The Saints responded with a lengthy drive capped by a four-yard TD burst by RB **Reggie Bush**, but the Eagles took a lead into halftime after an 80-yard touchdown drive. Philadelphia RB **Brian Westbrook** shook loose for a 65-yard touchdown run to open the second half, giving the Eagles a 21-13 advantage. But McAllister put the Saints ahead by capping the next two drives with a five-yard scoring run and an 11-yard TD reception. Philadelphia would add a field goal in the final quarter, but the Saints forced a punt on the Eagles' final possession, and the offense picked up a key first down to run out the clock and preserve the victory.

Philadelphia Eagles			0	14	7	3	24
New Orleans Saints			3	10	14	0	27
Team	Qtr	Time	Play Description (Extra Point) (Drive Info)				
NO	1	9:24	Carney 33 FG (5-35, 2:05)				
NO	2	14:46	Carney 23 FG (6-59, 1:33)				
PHI	2	13:38	Stallworth 75 pass from Garcia (Akers kick) (3-76, 1:08)				
NO	2	5:19	Bush 4 run (Carney kick) (14-78, 8:19)				
PHI	2	0:50	Westbrook 1 run (Akers kick) (11-80, 4:29)				
PHI	3	13:25	Westbrook 62 run (Akers kick) (3-80, 1:35)				
NO	3	9:36	McAllister 5 run (Carney kick) (7-63, 3:49)				
NO	3	1:05	McAllister 11 pass from Brees (Carney kick) (9-84, 6:21)				
PHI	4	11:08	Akers 24 FG (9-64, 4:57)				

	PHI	NO
Total First Downs	14	27
Total Net Yards	365	435
Rushes-Yards	20-123	37-208
Net Yards Passing	240	243
Passing (A-C-I)	30-15-0	32-20-0
Sacked-Yards	1-8	3-16
Punts-Average	6-38.5	3-40.3
Fumbles-Lost	1-0	2-1
Penalties-Yards Lost	6-39	3-39
Time of Possession	24:36	35:24

#### RUSHING

**PHI:** Westbrook 13-116, 2 TDs; Garcia 4-9  
**NO:** McAllister 21-143, 1 TD; Bush 12-52, 1 TD; Weatherford 1-15;

#### PASSING

**PHI:** Garcia 30-15-0, 240 yards, 1 TD  
**NO:** Brees 32-20-0, 243 yards, 1 TD

#### RECEIVING

**PHI:** Stallworth 3-100, 1 TD; Brown 3-76; Westbrook 3-5; Smith 2-23; Baskett 1-25; Buckhalter 1-8  
**NO:** Colston 5-55; Miller 4-64; McAllister 4-20, 1 TD; Bush 3-22; Henderson 1-35; Campbell 1-23; Owens 1-21

## CHICAGOBEARS39, SAINTS14

### NFC Conference Championship (Jan. 21, 2007) - Soldier Field (61,817)

In the club's first appearance in the NFC Championship Game, after trailing 16-0 the Saints sliced the Bears' lead to two points and were behind by only four early in the fourth quarter, but four turnovers proved too difficult to overcome. A fumble led to Chicago's first field goal late in the first quarter, and another fumble on the ensuing kickoff added another three-pointer for the Bears a few minutes later. Chicago would drive for a field goal in the second quarter to go ahead 9-0 and march for a TD on its next drive to take a 16-0 lead. The Saints would get on the scoreboard when WR **Marques Colston** hauled in a 13-yard touchdown with 51 seconds remaining in the first half. Chicago's lead shrunk to 16-14 when RB **Reggie Bush** scored on an 88-yard TD early in the second half. But QB **Drew Brees** was flagged for intentional grounding in the end zone for a safety later in the third quarter, and the Bears wore down the Saints in the fourth quarter following a pair of New Orleans turnovers and after the Saints failed to convert on two fourth-down attempts.

New Orleans Saints			0	7	7	0	14
Chicago Bears			3	13	2	21	39
Team	Q	Time	Play Description (Extra Point) (Drive Info)				
CHI	1	0:41	Gould 19 FG (11-35, 4:44)				
CHI	2	13:40	Gould 43 FG (4-5, 1:53)				
CHI	2	8:52	Gould 24 FG (8-43, 3:25)				
CHI	2	1:56	Jones 2 run (Gould kick) (8-69, 3:55)				
NO	2	0:46	Colston 13 pass from Brees (Carney kick) (8-73, 1:10)				
NO	3	12:20	Bush 88 pass from Brees (Carney kick) (2-93, 0:53)				
CHI	3	5:27	Penalty on Brees enforced in end zone for a Safety				
CHI	4	14:23	Berrian 33 pass from Grossman (Gould kick) (5-85, 2:24)				
CHI	4	11:37	Benson 12 run (Gould kick) (4-26, 2:04)				
CHI	4	4:19	Jones 15 run (Gould kick) (5-30, 3:02)				

#### RUSHING

**NO:** Bush 4-19; McAllister 6-18; Karney 1-11; Brees 1-8  
**CHI:** Jones 19-123, 2 TDs; Benson 24-60, 1 TD; Davis 1-16

#### PASSING

**NO:** Brees 49-27-1, 354 yards, 2 TDs  
**CHI:** Grossman 26-11-0, 144 yards, 1 TD

#### RECEIVING

**NO:** Bush 7-132, 1 TD; Colston 5-63, 1 TD; Miller 4-31; Copper 3-29; McAllister 3-27; Henderson 2-57; Campbell 2-6; Karney 1-9  
**CHI:** Berrian 5-85, 1 TD; McKie 3-6; Clark 1-30; Muhammad 1-20; Gilmore 1-3



## Coaches

Abramowicz, Danny — Xavier (Ohio) .....	1997-99
Alexander, Hubbard — Tennessee State .....	2000-03
Allen, Dennis — Texas A&M .....	2006
Amadee, Lynn — Louisiana State .....	1973
April, Bobby — Nicholls State .....	1996-99
Arians, Bruce — Virginia Tech .....	1996
Atkins, Dave — Texas El-Paso .....	1996, 2000-04
Bailey, Adam — Louisville .....	2005-09
Baker, Joe — Princeton .....	2000-04
Barnes, Billy Ray — Wake Forest .....	1969-70, 75
Beake, Chip — South Carolina .....	2001-2005
Beake, John — Trenton State .....	1976-77
Beard, Ed — Tennessee .....	1978-80
Biles, Ed — Miami (Ohio) .....	1969-70
Bonamego, John — Central Michigan .....	2006-07
Boudreau, Paul — Boston College .....	1987-93
Brown, Greg — Texas El-Paso .....	2002-2005
Buchanan, Buck — Grambling State .....	1976-77
Bunting, John — North Carolina .....	2000
Campbell, Whitey — Miami (Fla.) .....	1976-80
Capers, Don — Mount Union .....	1986-91
Carmichael Jr., Pete — Boston College .....	2006
Champion, Jim — Mississippi State .....	1971-72
Cignetti, Frank Jr. — Indiana (Pa.) .....	2000-01
Clancy, Sam — Pittsburgh .....	2000-03
Clements, Tom — Notre Dame .....	1997-99
Corey, Walt — Miami .....	1997-99
Cummings, Bob — Vanderbilt .....	1973-75
Dalrymple, Dan — Miami (Ohio) .....	2006
Davidson, Jeff — Ohio State .....	1996
Del Rio, Jack — Southern California .....	1997-98
Dickson, George — Notre Dame .....	1967-68
Ditka, Mike — Pittsburgh .....	1997-99
Ecklund, Brad — Oregon .....	1968-70
Erkenbeck, Jim — San Diego State .....	1986
Everest, Al — Southern Methodist .....	2000-05
Everest, Andy — Texas-El Paso .....	1981-85
Fangio, Vic — East Stroudsburg .....	1986-94
Faulkner, Jack — Miami (Ohio) .....	1967-69
Fears, Tom — UCLA .....	1967-70
Franklin, Chet — Utah .....	1978-79
Garrett, Jim — Utah State .....	1976-77
Garrett, Judd — Princeton .....	1997-99
Gibbs, Gary — Oklahoma .....	2006-08
Glick, Fred — Colorado State .....	1980
Gullickson, Rock — Moorhead (Minn.) State .....	2000-05
Haslett, Jim — Indiana (Pa.) .....	1995-96, 2000-05
Hatley, Mark — Oklahoma State .....	1985
Hayes, Tom — Iowa .....	2006-07
Heffeler, Ernie — Duquesne .....	1975
Heinrich, Don — Washington .....	1969-70
Henry, Jack — Indiana (Pa.) .....	2000-05
Henshaw, George — West Virginia .....	2006-07
Hewley, Wimp — Wyoming .....	1974-75
Hill, Bob — Jackson State .....	1978-79
Hill, King — Rice .....	1981-85
Hobby, Marion — Clemson .....	2006-07
Holman, Rodney — Tulane .....	1998-99
Hostler, Jim — Indiana (Pa.) .....	2001-02
Hughes, Ed — Tulsa .....	1978-80
Ingalls, Bret — Wichita State .....	2009
Jackson, Harold — Jackson State .....	1997-99
Jackson, Ricky — Pittsburgh .....	1998-99
James, Ned — New Mexico State .....	1998-99
Johnson, Bill — Northwestern (La.) State .....	2009
Johnson, Curtis — Idaho .....	2006
Jones, Travis — Georgia .....	2008
Kennan, Larry — LaVerne .....	1995
Khayat, Ed — Tulane .....	1967-70
Kiffin, Monte — Nebraska .....	1995
Knott, Ty — Oregon Tech .....	2003-2005
Kotite, Rich — Wagner .....	1977
Kromer, Aaron — Miami (Ohio) .....	2008
Kuharich, Larry — Boston College .....	1998-99
Langsdorf, Danny — Linfield College .....	2002-2004
Ledbetter, Bob — Mississippi Industrial .....	1974-75
Levr, John — Pittsburg State (Kan.) .....	1981-85
Lombardi, Joe — Air Force .....	2007
Mainord, Carlos — McMurray J.C. .....	1999
Mallory, Mike — Michigan .....	2008
Malone, Terry — Holy Cross .....	2006
Marciano, Joe — Temple .....	1986-95
Marcus, Evan — Ithaca .....	2000-2002
Marrone, Doug — Syracuse .....	2006-08
Matsko, John — Kent State .....	1994-96

Matuszak, Marv — Tulsa .....	1971-73
Mauck, Carl — Southern Illinois .....	1982-85
Mayeaux, Glenn — New Orleans .....	1996
McCarthy, Mike — Baker (Kan.) .....	2000-04
McHan, Lamar — Arkansas .....	1974-75, 78-84
McMahon, Greg — Eastern Illinois .....	2006
Meyers, Bill — Stanford .....	1999
Misciagna, John — Dickinson College .....	2003
Moore, Tom — Iowa .....	1997
Mora, Jim E. — Occidental .....	1986-96
Mora, Jim L. — Washington .....	1992-96
Morton, John — Western Michigan .....	2006
Moss, Winston — Miami (Fla.) .....	2000-05
Myers, Chip — Northwestern Oklahoma State .....	1994
Neal, Dan — Kentucky .....	1997-99
Nicolau, Nick — Southern Connecticut .....	1980
Nolan, Dick — Maryland .....	1977-80
North, John — Vanderbilt .....	1973-75
Nunnely, Wayne — Nevada-Las Vegas .....	1995-96
Oden, Tony — Baldwin-Wallace .....	2006
Orgeron, Ed — Northwestern (La.) State .....	2008
Pagano, John — Mesa State (Colo.) .....	1996-97
Palmieri, Jerry — Montclair State .....	2003
Palcic, Bob — Dayton .....	2000-05
Paternostro, Russell — San Diego State .....	1981-96
Paul, Markus — Syracuse .....	1998-99
Payton, Sean — Eastern Illinois .....	2006
Pease, John — Utah .....	1986-94, 2004-2005
Petty, Phil — Missouri .....	2000
Phillips, Jim (Red) — Auburn .....	1973-75
Phillips, O.A. (Bum) — Stephen F. Austin .....	1981-85
Phillips, Wade — Houston .....	1981-85
Pratt, Tom — Miami .....	1978-80
Pyne, Jim — Virginia Tech .....	2005
Riecke, Lou — Louisiana State .....	1980
Richardson, Harold — Southern Methodist .....	1981-85
Riley, Mike — Alabama .....	2002
Roberts, J.D. — Oklahoma .....	1967-68, 71-73
Robinson, Jimmy — Georgia Tech .....	2004-2005
Robinson, Willy — Fresno State .....	2005
Roland, Johnny — Missouri .....	2005
Roy, Alvin — Louisiana State .....	1976-77
Royer, Jim — Navy .....	1970-72
Rutigliano, Sam — Tulsa .....	1976-77
Schonert, Turk — Stanford .....	2005
Shaw, Bob — Ohio State .....	1967-68
Shaw, Willie — New Mexico .....	1997
Sheppard, Mike — California Lutheran .....	2002-2005
Shipp, Ken — Middle Tennessee State .....	1971-72
Shively, Doug — Kentucky .....	1974-76
Sidwell, Steve — Colorado .....	1986-94
Skipper, Jim — Whittier .....	1986-95
Smith, Carl — Cal Poly-San Luis Obispo .....	1986-96
Smith, Jerry — Wisconsin .....	1969-70
Smith, Mark — North Carolina State .....	2004
Spencer, Joe — Oklahoma State .....	1981-85
Stanfel, Dick — San Francisco .....	1976-80, 97-98
Stram, Hank — Purdue .....	1976-77
Tate, Charlie — Florida .....	1971
Trimble, Steve — Maryland .....	1995
Van Zandt, Lance — Lamar .....	1981-84
Venturi, Rick — Northwestern .....	1996-2005
Vitt, Joe — Towson State .....	2006
Walters, Steve — Arkansas .....	1986-96
Warren, Frank — Auburn .....	1995
White, Dixie — Texas Tech .....	1973
Whitehead, Bud — Florida State .....	1971-75
Withers, Everett — Appalachian State .....	1994
Wiggin, Paul — Stanford .....	1978-79
Williams, Gregg — Northeast Missouri State .....	2009
Woick, Mike — Boston College .....	1997-99
Wood, Dick — Auburn .....	1976-77
Woodford, Mike — Arizona .....	2001
Yaralain, Zaven — Nebraska .....	1997-99
Young, John Paul — Texas-El Paso .....	1981-85
Yowarsky, Walt — Kentucky .....	1967-68
Zapalac, Willie — Texas A&M .....	1981-85
Zook, Ron — Miami (Ohio) .....	2000-01



# ALL-TIMEROSTER

## Players

Players who have spent at least one regular season or postseason game on the active roster.

### A

46	Abramowicz, Danny (WR) — Xavier (Ohio) .....	1967-73
53	Absher, Dick (LB) — Maryland .....	1969-71
53	Ackerman, Tom (C/G) — Eastern Washington .....	1996-2001
69	Adams, Michael (DB) — Arkansas State .....	1987-88
61	Adams, Sam (G) — Prairie View A&M .....	1981
64	Adams, Scott (G) — Georgia .....	1994
27	Adams, Vashone (S) — Eastern Michigan .....	1997
24	Adkins, Margene (WR) — Wichita State .....	1972
50, 54	Alexa, Ink (LB) — Washington .....	1997-99
69	Alexander, P.J. (T) — Syracuse .....	2003
30	Alexander, Vincent (FB) — Southern Mississippi .....	1987
65	Alleman, Andy (G) — Akron .....	2007
21	Allen, Eric (CB) — Arizona State .....	1995-97
50	Allen, James (LB) — Oregon State .....	2002-05
99	Allen, Kenderick (DT) — Louisiana State .....	2003
20	Allen, Terry (RB) — Clemson .....	2000
86	Alphin, Gerald (WR) — Kansas State .....	1990-91
43, 33	Ambrose, Ashley (CB) — Mississippi Valley State .....	1999, 2003-04
7	Andersen, Morten (K) — Michigan State .....	1982-94
71	Anderson, Dick (T) — Ohio State .....	1967
77	Anderson, Gary (G) — Stanford .....	1978
81	Anderson, Jesse (TE) — Mississippi State .....	1993
96	Andrus, Sheldon (DT) — Nicholls State .....	1986-87
22	Anthony, Tyrone (RB) — North Carolina .....	1984-85
60	Archibald, Ben (T) — Brigham Young .....	2005
87	Arrington, Adrian (WR) — Michigan .....	2009-
89	Askson, Bert (TE) — Texas Southern .....	1973
45	Atias, Pete (S) — Tennessee .....	1976
81	Atkins, David (DE) — Tennessee .....	1967-69
28	Atkins, Gene (S) — Florida A&M .....	1987-93
47	Austin, Cliff (RB) — Clemson .....	1983
92	Ayodele, Remi (DT) — Oklahoma .....	2008-

### B

78	Backes, Tom (G) — Oklahoma .....	1993
86	Baker, Melvin (WR) — Michigan .....	1975
38	Baker, Tony (RB) — Iowa State .....	1968-71
80	Banks, Gordon (WR) — Stanford .....	1980-81
24	Barclay, Chris (RB) — Wake Forest .....	2007
36	Barnes, Darian (FB) — Hampton .....	2008
51	Barnes, Derrick (LB) — Virginia .....	1997
10, 6	Barnhardt, Tommy (P) — North Carolina .....	1987, 89-94, 99
80	Barnwell, Malcolm (WR) — Virginia Union .....	1985
32	Barrington, Tom (RB) — Ohio State .....	1967-70
88	Bass, Don (TE) — Houston .....	1982
22	Bates, Mario (RB) — Arizona State .....	1994-97
63	Baumgartner, Steve (DE) — Purdue .....	1973-77
85	Beasley, John (TE) — California .....	1973-74
19, 89	Bech, Brett (WR) — Louisiana State .....	1996-99
34	Bell, Carlos (TE) — Houston .....	1971
40, 21	Bell, Mike (RB) — Arizona .....	2008-09
20	Bellamy, Jay (S) — Rutgers .....	2001-07
40	Bender, Wes (FB) — Southern California .....	1997
7	Benjamin, Guy (QB) — Stanford .....	1980
63	Bennett, Barry (DE) — Concordia (Minn.) .....	1978-81
91	Bennett, Monte (DT) — Kansas State .....	1981
83, 86	Benson, Cliff (TE) — Purdue .....	1987-88
65	Bentley, LeCharles (G/C) — Ohio State .....	2002-05
17	Berger, Mitch (P) — Colorado .....	2003-05
47	Beverly, Dwight (RB) — Illinois .....	1987
18	Blake, Jeff (QB) — East Carolina .....	2000-01
10	Blanchard, Cary (K) — Oklahoma State .....	1992
16	Blanchard, Tom (P) — Oregon .....	1974-78
76	Board, Dwaine (DE) — North Carolina A&T .....	1988
57	Bockwoldt, Colby (LB) — Brigham Young .....	2004-05
77	Boeke, Jim (T) — Heidelberg .....	1968
23	Booker, Fred (CB) — Louisiana State .....	2005
56	Bordano, Chris (LB) — Southern Methodist .....	1998-99
50	Bordelon, Ken (LB) — Louisiana State .....	1976-77, 79-82
25	Bosarge, Wade (DB) — Tulsa .....	1977
86	Botkin, Kirk (TE) — Arkansas .....	1994-95
4	Bouman, Todd (QB) — St. Cloud State .....	2003-05
77	Boyarsky, Jerry (DT) — Pittsburgh .....	1981
21	Boyd, Greg (S) — Arizona .....	1974
36	Boykin, Greg (RB) — Northwestern .....	1977
69	Boykin, McKinley (DT) — Mississippi .....	2007
35	Branch, Jamaal (RB) — Colgate .....	2006-07
95	Bramon, Robert (DE) — Arkansas .....	1987
9	Brees, Drew (QB) — Purdue .....	2006-
85	Brenner, Hoby (TE) — Southern California .....	1981-93

82	Brewer, Johnny (LB) — Mississippi .....	1968-70
10	Brien, Doug (K) — California .....	1995-2000
67	Brock, Stan (T) — Colorado .....	1980-92
2	Brooks, Aaron (QB) — Virginia .....	2000-05
99	Broughton, Willie (DT) — Miami (Fla.) .....	1995-96
36	Brown, Bob (TE) — Alcorn State .....	1972-73
22	Brown, Charlie (RB) — Missouri .....	1967-68
24, 21, 20	Brown, Derek (RB) — Nebraska .....	1993-96
35	Brown, Fakhr (CB) — Grambling State .....	2002-05
70	Brown, Jammal (T) — Oklahoma .....	2005-08
27	Brown, Ray (S) — West Texas A&M .....	1978-80
11	Brunell, Mark (QB) — Washington .....	2008-09
92	Bryant, Tony (DE) — Florida State .....	2003-05
16	Buck, Mike (QB) — Maine .....	1990-93
26	Buck, Vince (DB) — Central State (Ohio) .....	1990-95
29	Bullocks, Josh (S) — Nebraska .....	2005-08
36	Burchfield, Don (TE) — Ball State .....	1971
83	Burke, Vern (TE) — Oregon State .....	1967
55	Burkett, Jackie (LB) — Auburn .....	1967-70
11	Burns, Ed (QB) — Nebraska .....	1978-80
16	Burris, Bo (S) — Houston .....	1967-69
0	Burrough, Ken (WR) — Texas Southern .....	1970
80	Burton, Larry (WR) — Purdue .....	1975-77
25	Bush, Reggie (RB) — Southern California .....	2006-
74	Bushrod, Jermon (T) — Towson .....	2007-
38	Butler, Bill (RB) — Kansas State .....	1972-74
3	Butler, Skip (K) — Texas-Arlington .....	1971
45	Byrd, Israel (CB) — Utah State .....	1993-95

### C

35	Campbell, Earl (RB) — Texas .....	1984-85
73	Campbell, Joe (DE) — Maryland .....	1977-80
80	Campbell, Mark (TE) — Michigan .....	2006-08
99	Campen, James (C/G) — Tulane .....	1980-88
31	Canby, Chris (CB) — Kansas State .....	2007
51	Capone, Warren (LB) — Louisiana State .....	1976
3	Carney, John (K) — Notre Dame .....	2001-06, 2009
65	Carr, Tom (DE) — Morgan State .....	1968
74	Carroll, Herman (DE) — Mississippi State .....	1994
55	Carroll, Travis (LB) — Florida .....	2002-03
80	Carroll, Wesley (WR) — Miami (Fla.) .....	1991-92
21	Carter, Dale (CB) — Tennessee .....	2002-03
65	Carter, David (C) — Western Kentucky .....	1984-85
32	Carter, Ki-Jana (RB) — Penn State .....	2003-04
41	Carter, Tim (CB) — Tulane .....	2001
52	Cassilas, Jonathan (LB) — Wisconsin .....	2009-
23	Cassady, Craig (DB) — Ohio State .....	1977
86	Caster, Rich (TE) — Jackson State .....	1981
51	Chambers, Rusty (LB) — Tulane .....	1975-76
87	Chandler, Wes (WR) — Florida .....	1978-81
24	Chapman, Clarence (CB) — Eastern Michigan .....	1976-80
89	Chapman, Gil (WR) — Michigan .....	1975
97	Charleston, Jeff (DE) — Idaho State .....	2008-
92	Chase, Martin (DT) — Oklahoma .....	2000-02
33	Chatman, Jesse (RB) — Eastern Washington .....	2005
37, 30	Cherry, Je'Rod (DB) — California .....	1996-99
85	Childs, Henry (TE) — Kansas State .....	1974-80
51	Childs, Ron (LB) — Washington State .....	1995
13	Cipa, Larry (QB) — Michigan .....	1974-75
71	Clarke, Kendrick (DT) — Mississippi .....	2007-09
75	Clark, Bruce (DE) — Penn State .....	1982-88
54	Clark, Danny (LB) — Illinois .....	2006
78	Clark, Kelvin (G) — Nebraska .....	1982-85
89	Clark, Robert (WR) — North Carolina Central .....	1987-88
29	Clark, Vinnie (CB) — Ohio State .....	1994
51, 50	Clarke, Phil (LB) — Pittsburgh .....	1999-2001
42	Clay, Willie (S) — Georgia Tech .....	1999
85	Clemons, Cameron (TE) — Washington .....	1998-99, 2001
56	Clemons, Charlie (LB) — Georgia .....	2000-02
66	Cody, Bill (LB) — Auburn .....	1967-70
4	Cofer, Mike (K) — North Carolina State .....	1987
86	Colchico, Dan (DE) — San Jose State .....	1969
55	Coleman, Don (LB) — Michigan .....	1974-75
13	Collins, Kerry (QB) — Penn State .....	1998
43	Collins, Larry (RB) — Texas A&M-Kingsville .....	1980
59	Colman, Wayne (LB) — Temple .....	1969-74, 76
12	Colston, Marques (WR) — Hofstra .....	2006-
66	Commiskey, Chuck (G) — Mississippi .....	1986-88
83	Connell, Albert (WR) — Texas A&M .....	2001
58	Conner, Darion (LB) — Jackson State .....	1994
70	Contz, Bill (T) — Penn State .....	1986-88
85	Conwell, Ernie (TE) — Washington .....	2003-06
41	Cook, Toi (CB) — Stanford .....	1987-93
57	Coombs, Larry (C) — Idaho .....	1980
97	Cooper, Josh (DE) — Mississippi .....	2006-07
77	Cooper, Richard (T) — Tennessee .....	1990-95
18	Copper, Terrance (WR) — East Carolina .....	2006-08
79	Cordileone, Lou (DT) — Clemson .....	1967-68
44	Cordill, Otie (P) — Memphis .....	1969

47	Cortez, Bruce (CB) — Parsons	1967
37	Cota, Chad (S) — Oregon	1998
39	Covington, John (S) — Notre Dame	1995
51	Cox, Bryan (LB) — Western Illinois	2002
21	Craft, Jason (CB) — Colorado State	2004-08
75	Crangle, Mike (DE) — Tennessee-Martin	1972
32	Craver, Aaron (RB) — San Diego State	1998-99
43	Craver, Keyau (CB) — Nebraska	2002-03
55	Creech, Bob (LB) — Texas Christian	1973
44	Crist, Chuck (S) — Penn State	1975-77
51	Croom, Sylvester (C) — Alabama	1975
51	Crosby, Ron (LB) — Penn State	1978
4	Cundiff, Billy (K) — Drake	2006
60	Cunningham, Carl (LB) — Houston	1971
15	Cuzzo, Gary (QB) — Virginia	1967

## D

69	Dalton, Oakley (DT) — Jackson State	1977
10	Daniel, Chase (QB) — Missouri	2009
42	David, Jason (CB) — Washington State	2007-08
76	Davidson, Jeff (T) — Ohio State	1994
15	Davis, Bob (QB) — Virginia	1973
86	Davis, Dave (WR) — Tennessee State	1974
36	Davis, Dick (RB) — Nebraska	1970
53	Davis, Don (LB) — Kansas	1996-98
73	Davis, Isaac (G) — Arkansas	1997
63	Davis, Norman (G) — Grambling State	1969
35	Davis, Ted (LB) — Georgia Tech	1967-69
95	Davis, Travis (DT) — Michigan State	1990
47	Davis, Travis (S) — Notre Dame	1995
28	Davis, Troy (RB) — Iowa State	1997-99
86	Dawkins, Sean (WR) — California	1998
81	Dawsey, Lawrence (WR) — Florida State	1999
26,80	Dawsey, Stacey (WR) — Indiana	1987
55	DeForest, Joe (LB) — Louisiana-Lafayette	1987
47	DeGress, Jack (RB) — Texas-Arlington	1974
50	Del Rio, Jack (LB) — Southern California	1985-86
9,12	Delhomme, Jake (QB) — Louisiana-Lafayette	1998-2002
39	Deloatch, Curtis (CB) — North Carolina A&T	2006
19	Dempsey, Tom (K) — Palomar (Calif.) College	1969-70
87	DeRamus, Lee (WR) — Wisconsin	1995-96
32	DeRatt, Jim (DB) — North Carolina	1975
79	Derby, Glenn (T) — Wisconsin	1989-90
51	Didion, John (LB/C) — Oregon State	1971-74
80	Dinkins, Darnell (TE) — Pittsburgh	2009
56	Dixon, Ernest (LB) — South Carolina	1994-97
51	Dixon, Ronnie (DT) — Cincinnati	1993
66	Dobler, Conrad (G) — Wyoming	1978-79
25	Dodd, Al (WR) — Northwestern State	1969-71
72	Dombrowski, Jim (G/T) — Virginia	1986-96
86	Donovan, Tom (WR) — Penn State	1980
88	Dorris, Andy (DE) — New Mexico State	1973-76
21	Douglas, John (CB) — Texas Southern	1967-68
95	Douglas, Marques (DE) — Howard	2000
10	Douglass, Bobby (QB) — Kansas	1976-77
86,80	Dowdell, Marcus (WR) — Tennessee State	1992-93
22	Drakeford, Tyrone (CB) — Virginia Tech	1998-99
95	Duckett, Kenny (WR) — Wake Forest	1982-85
83	Dumbauld, Jonathan (DE) — Kentucky	1986-88
56	Dunbar, Jo-Lonn (LB) — Boston College	2008
86	Dunbar, Jubilee (WR) — Southern	1973
63	Dunbar, Karl (DE) — Louisiana State	1993
32	Dunbar, Vaughn (RB) — Indiana	1992,94-95
10,15	Durkee, Charlie (K) — Oklahoma State	1967-68,71-72
47	Dusenberry, Bill (RB) — Johnson C. Smith	1970

## E

89	Early, Quinn (WR) — Iowa	1991-95
36	Eckel, Kyle (FB) — Navy	2009
63	Edelman, Brad (G) — Missouri	1982-89
83	Edwards, Kelvin (WR) — Liberty	1986
64	Elliott, Ted (DT) — Minn. State-Mankato	1987
99	Elliott, Tony (DT) — North Texas	1982-88
98	Ellis, Sedrick (DT) — Southern California	2008
52	Emanuel, Frank (LB) — Tennessee	1970
79	Epps, Troy (DT) — Memphis	1995
14	Erxleben, Russell (K/P) — Texas	1979-83
84	Estes, Lawrence (DE) — Alcorn State	1970-71
59	Evans, Chuck (LB) — Stanford	1980-81
44	Evans, Heath (FB) — Auburn	2009
73	Evans, Jahri (G) — Bloomsburg	2006
54	Evans, Troy (LB) — Cincinnati	2007
17	Everett, Jim (QB) — Purdue	1994-96

## F

10	Fagan, Julian (P) — Mississippi	1970-72
52	Faine, Jeff (C) — Notre Dame	2006-07
44	Farasopolis, Chris (S) — Brigham Young	1974
56	Farber, Hap (LB) — Mississippi	1970
87	Farquhar, John (TE) — Duke	1997-98
38	Fassitt, Greg (CB) — Grambling State	2009
96	Faulkner, Jeff (DE) — Southern	1993
58	Federspiel Joe (LB) — Kentucky	1972-80
9	Feller, Happy (K) — Texas	1972-73
20	Felton, Eric (CB) — Texas Tech	1978-80
27,48	Fenderson, James (RB) — Hawaii	2001-03
22	Fenerty, Gill (RB) — Holy Cross	1990-91
56	Ferguson, Jim (LB) — Southern California	1968
71	Fersen, Paul (T) — Georgia	1973-74
28	Fichtner, Ross (S) — Purdue	1968
26	Fields, Jitter (PR) — Texas	1984
55	Fields, Mark (LB) — Washington State	1995-2000
11	Fife, Jason (QB) — Oregon	2006
69	Fifer, Bill (G) — West Texas A&M	1978
56	Fincher, Alfred (LB) — Connecticut	2005-07
44	Fink, Mike (CB) — Missouri	1973
63	Finnie, Roger (T) — Florida A&M	1979
55	Flanigan, Jim (LB) — Pittsburgh	1971
71	Folau, Spencer (T/G) — Idaho	2002-04
62	Fontenot, Jerry (C) — Texas A&M	1997-2003
92	Ford, Henry (DT) — Arkansas	2003
28	Ford, James (RB) — Texas Southern	1971-72
52	Forde, Brian (LB) — Washington State	1988-91
11	Fourcade, John (QB) — Mississippi	1987-90
53	Fourcade, Keith (LB) — Mississippi	1987
43	Fowler, Bobby (FB) — Louisiana Tech	1984-85
80	Franklin, P.J. (WR) — Tulane	1999
37	Franz, Todd (S) — Tulsa	2000
51	Fraser, Jim (P) — Wisconsin	1968
32	Frazier, Paul (RB) — Northwestern State	1989
55	Freeman, Reggie (LB) — Florida State	1993
15	Fritsch, Toni (K) — None	1982
55	Fujita, Scott (LB) — California	2006-09
24	Fuller, Johnny (S) — Lamar	1973-75
72	Fultz, Mike (DT) — Nebraska	1977-80

## G

46	Gajan, Hokie (FB) — Louisiana State	1982-85
34	Galbreath, Tony (RB) — Missouri	1976-80
62,60,46,86	Gammmon, Kendall (C) — Pittsburg State	1996-99
72	Gandy, Wayne (T) — Auburn	2003-05
80	Garcia, Jim (DE) — Purdue	1967
83	Gardner, Talman (WR) — Florida State	2003-04
88	Garrett, Len (TE) — New Mexico Highlands	1973-75
20	Gary, Russell (S) — Nebraska	1981-86
86	Gay, Randall (CB) — Louisiana State	2008
97	Geathers, James (DE) — Wichita State	1984-89
60	George, Tearnus (DE) — Kansas State	2008
85	Ghent, Ronnie (TE) — Louisville	2007
15	Gibbs, Donnie (P) — Texas Christian	1974
27	Gibson, Antonio (SS) — Cincinnati	1986-89
77	Gilbert, Daren (T) — Cal State-Fullerton	1985-88
42,41	Gilliam, Jim (WR) — South Carolina State	1967-68,77
37	Gleason, Steve (S) — Washington State	2000-06
31	Gleason, Aaron (CB) — Texas A&M	2008
29	Glenn, Vencie (S) — Indiana State	1991
82	Glover, Andrew (TE) — Grambling State	2000
97	Glover, La'Roi (DT) — San Diego State	1997-2001
91	Goff, Robert "Pig" (DT) — Auburn	1990-95
77	Goich, Dan (DT) — California	1971
88	Goodlow, Eugene (WR) — Kansas State	1983-86
76	Goodwin, Jonathan (C) — Michigan	2006
82	Gottschalk, Daren (TE) — Cal Lutheran	1987
4	Gowin, Toby (P) — North Texas	2000-02
7	Graham, Ben (P) — Deakin	2008
1	Gramatica, Martin (K) — Kansas State	2007-08
40	Granger, Hoyle (RB) — Mississippi State	1971
94	Grant, Charles (DE) — Georgia	2002-09
58	Grant, Cie (LB) — Ohio State	2003-04
74	Gray, Cecil (T) — North Carolina	1993
21	Gray, David (DB) — East Los Angeles JC	1979
33	Gray, Kevin (DB) — Eastern Illinois	1982
72	Gray, Leon (T) — Jackson State	1982-83
37	Gray, Mel (RB) — Purdue	1986-88
45	Green, Arthur (RB) — Albany State	1972
95	Green, Howard (DT) — Louisiana State	2003-04
53	Green, Paul (TE) — Southern California	1996
10	Green, Sammy (LB) — Florida	1980
23	Green, Skyler (WR) — Louisiana State	2008
38	Green, Victor (S) — Akron	2003
38	Greer, Donovan (CB) — Texas A&M	1997

# ALL-TIMEROSTER

32	Greer, Jabari (CB) — Tennessee	2009-
74	Gregory, Ted (DT) — Syracuse	1988
35	Gresham, Bob (RB) — West Virginia	1971-72
28	Groce, DeJuan (CB) — Nebraska	2006
78	Grooms, Elois (DE) — Tennessee Tech	1975-81
40	Gros, Earl (RB) — Louisiana State	1970
56	Gross, Lee (C) — Auburn	1975-77
18	Groth, Jeff (WR) — Bowling Green	1981-85
58	Guesz, Terry (WR) — Gardner-Webb	1996
84	Guliford, Eric (WR) — Arizona State	1997-98
96	Gunn, Mark (DE) — Pittsburgh	1994
62	Gwinn, Ross (G) — Northwestern State	1968

## H

81	Hakim, Az-Zahir (WR) — San Diego State	2005
79	Halapin, Mike (G) — Pittsburgh	1999
81, 89	Hall, Lamont (TE) — Clemson	2000-02, 2004-05
86	Hall, Tom (WR) — Minnesota	1967
56	Hall, Willie (LB) — Southern California	1972-73
83	Hamilton, Andy (WR) — Louisiana State	1975
30	Hamilton, Lynell (RB) — San Diego State	2008-
70, 96	Hamiter, Uhuru (DL) — Delaware State	1998-99
99	Hand, Norman (DT) — Mississippi	2000-02
98	Hanna, Jim (DT) — Louisville	1994
10	Hansen, Brian (P) — Sioux Falls	1984-88
28	Harding, Greg (DB) — Nicholls State	1984
87	Hardy, Larry (TE) — Jackson State	1978-85
14	Hargrett, Edd (QB) — Texas A&M	1969-72
69	Hargrove, Anthony (DL) — Georgia Tech	2009-
80	Harper, Alvin (WR) — Tennessee	1997
28	Harper, Deveron (S) — Notre Dame	2003-04
13	Harper, Rod (WR) — Murray State	2009-
41	Harper, Roman (S) — Alabama	2006-
43	Harrington, Joey (QB) — Oregon	2008
30	Harris, Bill (RB) — Colorado	1971
36, 26	Harris, Corey (CB) — North Alabama	1999-2000
80	Harris, Herbert (WR) — Lamar	1986-87
82	Harris, Ike (WR) — Iowa State	1978-81
92	Harris, Orion (DT) — Miami (Fla.)	2007
86	Harris, Rod (WR) — Texas A&M	1989
60	Harrison, Victor (WR) — North Carolina	1987
88	Hart, Ben (S) — Oklahoma	1967
72	Hart, Jeff (T) — Oregon State	1976
53	Hart, Tommy (DE) — Morris Brown	1980
5	Hartley, Garrett (K) — Oklahoma	2008-
67	Harvey, George (G) — Kansas	1967
52	Harvey, Richard Jr. (LB) — Tulane	1995-97
26	Harvey, Richard Sr. (DB) — Jackson State	1971
88	Hastings, Andre (WR) — Georgia	1997-99
70, 74	Haverdink, Kevin (T) — Western Michigan	1989-91
80	Havrilak, Sam (WR) — Bucknell	1974
36	Hawthorne, Michael (CB) — Purdue	2000-03
29	Hayes, Billie (CB) — San Diego State	1972
89	Hayes, Mercury (WR) — Michigan	1996-97
92	Haynes, James (LB) — Mississippi Valley State	1984-89
81	Haynes, Michael (WR) — Northern Arizona	1994-96
49	Haynes, Michael (DE) — Penn State	2007
3	Hazelton, Major (DB) — Florida A&M	1970
45	Hebert, Bobby (QB) — Northwestern State	1985-89, 91-92
26	Heidel, Jimmy (S) — Mississippi	1967
19	Henderson, Devery (WR) — Louisiana State	2004-
20	Henderson, Othello (S) — UCLA	1993-94
87	Hermann, Don (WR) — Wayneburg	1975-77
84	Hester, Jim (TE) — North Dakota	1967-69
64	Hester, Ray (LB) — Tulane	1971-73
23	Hewitt, Chris (S) — Cincinnati	1997-99
45, 34	Heyward, Craig (FB) — Pittsburgh	1988-92
62	Hilgenberg, Jay (C) — Iowa	1993
61	Hilgenberg, Joel (C/G) — Iowa	1984-93
62	Hill, John (C) — Lehigh	1975-84
87	Hill, Lonzell (WR) — Washington	1987-90
81	Hill, Randal (WR) — Miami (Fla.)	1997
40, 21	Hilliard, Dalton (RB) — Louisiana State	1986-93
76	Hills, Gene (G/T) — Louisiana-Lafayette	1996-99
81, 86	Hilton, Zachary (TE) — North Carolina	2003-05
78	Hines, Glen Ray (T) — Arkansas	1971-72
24	Hoage, Terry (DB) — Georgia	1984-85
53	Hobbs, Billy (LB) — Texas A&M	1972
80	Hobbs, Daryl (WR) — Pacific	1997
12	Hobert, Billy Joe (QB) — Washington	1997-99
98	Hodge, Milford (DE) — Washington State	1986
52	Hodge, Sedrick (LB) — North Carolina	2001-05
14	Hodson, Tom (QB) — Louisiana State	1995-96
57	Holden, Curtis (LB) — Washington State	2001
70	Holden, Sam (T) — Grambling State	1971
61	Holland, Montreae (G) — Florida State	2003-06
18	Hollas, Hugo (S) — Rice	1970-72
51	Holloway, Stan (LB) — California	1980
45	Holmes, Jack (RB) — Texas Southern	1978-82

21	Holt, Terrence (S) — North Carolina State	2008
87	Horn, Joe (WR) — Itawamba (Miss.) JC	2000-06
28	Hoskins, Derrick (S) — Southern Mississippi	1996
47	Houser, Kevin (LS) — Ohio State	2000-08
68	Housman, Walter (T/G) — Upsala	1987
93	Howard, Darren (DE) — Kansas State	2000-05
29	Howard, Gene (CB) — Langston	1968-70
95	Howard, Reggie (CB) — Memphis	2000
35	Howell, Delles (CB) — Grambling State	1970-72
52	Huard, John (LB) — Maine	1971
70	Hubbard, Dave (T) — Brigham Young	1977
69	Hudson, Nat (G) — Georgia	1981
54	Hughes, Pat (LB) — Boston	1977-79
33	Hughes, Tyrone (CB) — Nebraska	1993-96
84	Humphrey, Tory (TE) — Central Michigan	2009-
76	Hunt, Kevin (T) — Doane	1978
60	Hunt, Robert (G) — Virginia	1999
32	Hunter, Earnest (RB) — Southeast Oklahoma	1996
28	Hurley, Bill (DB) — Syracuse	1982-83
88	Hyatt, Fred (WR) — Auburn	1973

## I

12	Ingram, Kevin (QB) — East Carolina	1987
27	Irvine, Ken (CB) — Memphis	2002
82	Ismail, Qadry (WR) — Syracuse	1998
21	Israel, Steve (CB) — Pittsburgh	2001

## J

30	Jackson, Ernie (CB) — Duke	1972-77
91	Jackson, Grady (DT) — Knoxville	2002-03
47	Jackson, Greg (S) — Louisiana State	1996
58	Jackson, Jonathan (LB) — Oregon State	2001
57	Jackson, Rickey (LB) — Pittsburgh	1981-93
88	Jackson, Willie (WR) — Florida	2000-01
52	Jacobs, Harry (LB) — Bradley	1970
64	Jacox, Kendyl (G/C) — Kansas State	2002-05
22	Jakes, Van (CB) — Kent State	1986-88
50	James, Philip (C) — Southern	1987
43	Jean-Batiste, Garland (FB) — Louisiana State	1987
80	Jeffries, Haywood (WR) — North Carolina State	1996
96	Jeffries, Dameian (DE) — Alabama	1995
27	Jenkins, Malcolm (CB) — Ohio State	2009-
72	Jenkins, Trezelle (T) — Michigan	1997
36	Jennings, Stanford (RB) — Furman	1991
68	Jetton, Paul (G) — Texas	1992-93
19	Johnson, Alonzo (WR) — Central State (Ohio)	1998
22	Johnson, Benny (CB) — Johnson C. Smith	1976
34	Johnson, Bobby (DB) — Texas	1983-84, 86
77	Johnson, Carl (G) — Nebraska	1972-73
6	Johnson, Dirk (P) — Northern Colorado	2002
21	Johnson, Earl (CB) — South Carolina	1985
82	Johnson, Eric (TE) — Yale	2007
58	Johnson, J.R. (LB) — Syracuse	2002
94	Johnson, Joe (DE) — Louisville	1994-98, 2000-01
50	Johnson, John (LB) — Clemson	1995
56	Johnson, Nate (RB) — Texas Southern	1987
45	Johnson, Tony (TE) — Alabama	1996-98
95	Johnson, Trevor (DE) — Nebraska	2004
80	Johnson, Tyrone (WR) — Western State (Colo.)	1994
29	Johnson, Undra (RB) — West Virginia	1989
53	Johnson, Vaughan (LB) — North Carolina State	1986-93
90	Johnson, Walter (LB) — Louisiana Tech	1989
36	Jones, Andrew (RB) — Washington State	1975-76
58	Jones, Brian (LB) — Texas	1995-96, 98
19	Jones, Charlie (WR) — Fresno State	2000
74	Jones, Clarence (T) — Maryland	1996-98
53	Jones, Donta (LB) — Nebraska	2000
95, 92	Jones, Ernest (DE) — Oregon	1995-98
29	Jones, Herana-Daze (S) — Indiana	2009
89	Jones, Jamal (WR) — North Carolina A&T	2006
59	Jones, J.J. (LB) — Arkansas	2002
78	Jones, Jerry (T) — Bowling Green	1967-69
32	Jones, Kim (FB) — Colorado State	1976-79
86, 89	Jones, Mike (WR) — Tennessee State	1986-87, 89
20	Jones, Ray (DB) — Southern	1973
27	Jones, Reginald (CB) — Memphis	1991-94
34	Jones, Selwyn (CB) — Colorado State	1994
34	Jones, Tebecky (S) — Syracuse	2003-04
23	Jordan, Buford (FB) — McNeese State	1986-92
45	Jordan, Jimmy (RB) — Florida	1967
45	Joseph, Keith (RB) — Texas A&M	2006

## K

43	Kaesviharn, Kevin (S) — Augustana (S.D.)	2007-08
71	Kaplan, Ken (T) — New Hampshire	1987

44	Karney, Mike (FB) — Arizona State	2004-08
46	Kearney, Jim (S) — Prairie View A&M	1976
28	Keaton, Curtis (RB) — James Madison	2002
78	Keim, Mike (T) — Brigham Young	1991
30	Kelley, Les (RB) — Alabama	1967-69
87	Kelly, Mike (TE) — Davidson	1973
33,24,44,27	Kelly, Rob (S) — Ohio State	1997-2000
5	Kempf, Florian (K) — Pennsylvania	1987
60	Kennard, Derek (G) — Nevada	1991-93
82	Kennison, Eddie (WR) — Louisiana State	1999
17	Kilmer, Billy (QB) — UCLA	1967-70
45	Kimbrough, Elbert (S) — Northwestern	1968
61	King, Ed (G) — Auburn	1995-97
53	Kingree, Rick (LB) — Tulane	1973-78
68	Kline, Alan (T) — Ohio State	1994-95
40	Knafele, Greg (TE) — Notre Dame	1983
53	Knight, Roger (LB) — Wisconsin	2001-04
29	Knight, Sammy (S) — Southern California	1997-2002
78	Knight, Shawn (DE) — Brigham Young	1987
66	Knowles, David (T) — Indiana	1977
55	Kohlbrand, Joe (LB) — Miami (Fla.)	1985-89
43	Kopay, Dave (LB) — Washington	1971
60	Korte, Steve (C) — Arkansas	1983-90
52	Kovach, Jim (LB) — Kentucky	1979-85
89	Kramer, Kent (TE) — Minnesota	1967
9	Kramer, Tommy (QB) — Rice	1990
21	Krimm, John (S) — Notre Dame	1982
50	Kupp, Jake (G) — Washington	1967-75
67	Kuziel, Bob (C) — Pittsburgh	1972
57	Kyle, Jason (LS) — Arizona State	2009

## L

64	Lafary, Dave (T) — Purdue	1977-85
34	LaGrand, Morris (RB) — Tampa	1996
96	Lake, Antwan (DT) — West Virginia	2006-08
67	LaPorta, Phil (T) — Penn State	1974-75
12	Laufenberg, Babe (QB) — Indiana	1986
82	Lawrie, Nate (TE) — Yale	2005-06
39	Lawson, Odell (RB) — Langston	1973-74
58	Leach, Scott (LB) — Ohio State	1987
74	Leach, William (G/T) — North Carolina State	1987
48	Leach, Vonta (RB) — East Carolina	2006
60	Leckey, Nick (C) — Kansas State	2009
11	Lee, Bivian (CB) — Prairie View	1971-75
39	Lee, Carl (DB) — Marshall	1994
32	Lee, Mark (CB) — Washington	1991
43	Legette, Tyrone (CB) — Nebraska	1992-95
62	Leggett, Brad (C) — Southern California	1990-91
72	Leggett, Earl (DT) — Louisiana State	1967-68
35	Lehan, Michael (CB) — Minnesota	2008
68	Lew, Matt (C/G) — Virginia Tech	2008
75,95	Leisle, Rodney (DT) — UCLA	2004-06, 09
52	Lemon, Mike (LB) — Kansas	1975
89	Lewis, Derrick (WR) — San Diego State	2002-03
93	Lewis, Gary (DT) — Oklahoma State	1983
22	Lewis, Gary (RB) — Arizona State	1970
24	Lewis, Marvin (RB) — Tulane	1982
84	Lewis, Michael (WR) — None	2001-05
98	Lewis, Reggie (DE) — San Diego State	1982-84
29	Lewis, Rodney (CB) — Nebraska	1982-84
3	Leypoldt, John (K) — None	1978
78	Linden, Errol (T) — Houston	1969-70
54	Lindsey, Dale (LB) — Western Kentucky	1973
7	Linhart, Toni (K) — Austria Tech	1972
86	Lipps, Louis (WR) — Southern Mississippi	1992
20,21	Little, Earl (DB) — Miami (Fla.)	1998-99
48	Livingston, Andy (RB) — Phoenix (Ariz.) College	1969-70
61	Loberg, Greg (G/T) — California	1987
0	Logan, Obert (S) — Trinity	1967
2	Lohmiller, Chip (K) — Minnesota	1995
89	Long, Dave (DE) — Iowa	1969-72
26	Looney, Joe Don (RB) — Oklahoma	1969
34	Lorick, Tony (RB) — Arizona State	1968-69
46	Lumpkin, Sean (S) — Minnesota	1992-96
88	Lusk, Hendrick (TE) — Utah	1996
43	Lyons, Dicky (S) — Kentucky	1970

## Mc

25,26,30	McAfee, Fred (RB) — Mississippi College	1991-93, 2000-06
29	McAlister, Chris (CB) — Arizona	2009
26	McAlister, Deuce (RB) — Mississippi	2001-09
36	McCall, Don (RB) — Southern California	1967-68, 70
29	McCauley, Marcus (CB) — Fresno State	2009
19	McClard, Bill (K) — Arkansas	1973-75
13,44	McCleskey, J.J. (WR/S) — Tennessee	1993-96
67	McCollum, Andy (G) — Toledo	1994-98
71,75	McCormick, Dave (T) — Louisiana State	1967-68

51	McCoy, Larry (LB) — Lamar	1987
59	McCoy, Matt (LB) — San Diego State	2007
44	McCrary, Fred (FB) — Mississippi State	1997
93	McCray, Bobby (DE) — Florida	2008-09
80	McCullough, Earl (WR) — Southern California	1974
36	McIntyre, Cory (RB) — West Virginia	2006
89	McGarity, Wayne (WR) — Texas	2001
18	McGeohan, Phil (RB) — Maine	2003
49	McGill, Ralph (S) — Tulsa	1978-79
76	McGuire, Gene (C) — Notre Dame	1992
76	McIntosh, Toddrick (DE) — Florida State	1995
43,34	McKenzie, Mike (CB) — Memphis	2004-09
90	McKinley, Alvin (DT) — Mississippi State	2008
59	McKinnon, Ronald (LB) — North Alabama	2005
42	McLemore, Dana (DB) — Hawaii	1986
29	McMillian, Mark (CB) — Alabama	1996
27	McNeill, Rod (RB) — Southern California	1974-75
12	McNeill, Tom (P) — Stephen F. Austin	1967-69
5	McPherson, Adrian (QB) — Florida State	2005
25	McQuay, Leon (RB) — Tampa	1976

## M

47	Mack, Cedric (CB) — Baylor	1992-93
24	Mack, Milton (CB) — Alcorn State	1987-91
36	Maieli, Marcus (FB) — Weber State	2009
8	Manning, Archie (QB) — Mississippi	1971-75, 77-82
91	Marchiol, Ken (LB) — Mesa State	1987
2	Mare, Olindo (K) — Syracuse	2007
75	Marrone, Doug (G) — Syracuse	1989
40	Marsalis, Jim (S) — Tennessee State	1977
23	Marshall, James (DB) — Jackson State	1980
59	Martin, Chris (LB) — Auburn	1983
22	Martin, D'Aragan (CB) — Kentucky State	1971
84	Martin, Eric (WR) — Louisiana State	1985-93
10	Martin, Jamie (QB) — Weber State	2007
93	Martin, Wayne (DE/DT) — Kansas	1989-99
86	Martin, Rich (WR) — Cal-Davis	1981
40	Massey, Robert (CB) — North Carolina Central	1989-90
23	Mathis, Kevin (CB) — Texas A&M-Commerce	2000-01
56	Mathis, Reggie (LB) — Oklahoma	1979-80
35	Matthews, Henry (RB) — Michigan State	1973
64	Maurer, Andy (G) — Oregon	1974
84	Mauti, Rich (WR) — Penn State	1977-80, 82-83
39	Maxie, Brett (S) — Texas Southern	1985-93
28	Maxson, Alvin (RB) — Southern Methodist	1974-76
75	Mayberry, Jermaine (G) — Texas A&M Kingsville	2005
22	Mayes, Michael (CB) — Louisiana State	1989
36	Mayes, Rueben (RB) — Washington State	1986-88, 90
7	Meachem, Robert (WR) — Tennessee	2007
5	Mehlhoff, Taylor (K) — Oklahoma	2008
80	Meier, Shad (TE) — Kansas State	2005
51,53	Melton, Terrence (LB) — Rice	2004-06
19	Merkens, Guido (QB/WR/DB) — Sam Houston State	1980-85
57	Merlo, Jim (LB) — Stanford	1973-74, 76-79
71	Merrill, Casey (DT) — Cal-Davis	1986
70	Meseroll, Mark (T) — Florida State	1978
92,99	Mickell, Darren (DE) — Florida	1996-97, 99
54	Middleton, Rick (LB) — Ohio State	1974-75
10	Mike-Mayer, Steve (K) — Maryland	1978
83	Miller, Billy (TE) — Southern California	2006-09
67	Miller, Bubba (C/G) — Tennessee	2002
84	Miller, Lester (TE) — Nebraska	1984
69	Miller, Les (DT) — Fort Hays State	1991-94
80	Miller, Mike (WR) — Tennessee	1985
51	Mills, Sam (LB) — Montclair State	1986-94
40	Milne, Brian (FB) — Penn State	2000
32	Minor, Lincoln (RB) — New Mexico State	1973
88	Mitchell, Derrell (WR) — Texas Tech	1994
83	Mitchell, Johnny (TE) — Nebraska	2001
59	Mitchell, Keith (LB) — Texas A&M	1997-01
50	Mitchell, Kevin (LB) — Syracuse	1998-1999
50	Mitchell, Marvin (LB) — Tennessee	2007
40	Mitchell, Mel (S) — Western Kentucky	2002-05
25	Molden, Alex (CB) — Oregon	1996-2000
97	Monroe, Derrius (DE) — Virginia Tech	2002
77	Montgomery, Mary (T) — Southern California	1976-77
24	Montgomery, Monty (S) — Houston	2004
74	Moore, Doug (DE) — Whittier	1971-72
74	Moore, Derland (DT) — Oklahoma	1973-85
95	Moore, Eric (DE) — Florida State	2006
32	Moore, Jerald (DB) — Oklahoma	2000
25	Moore, Jerry (S) — Arkansas	1973-74
16	Moore, Lance (WR) — Toledo	2006
21	Moore, Reynaud (CB) — UCLA	1971
73	Mooring, John (T) — Tampa	1974
57	Morgan, Mike (LB) — Louisiana State	1969-70
77	Morris, Chris (T) — Indiana	1975
77	Morrison, Don (T) — Texas-Arlington	1971-77
35	Morse, Bobby (FB) — Michigan State	1989-91



# ALL-TIMEROSTER

6	Mostread, Thomas (P) — Southern Methodist	2009-
30	Morton, Chad (RB) — Southern California	2000
42	Muncie, Chuck (RB) — California	1976-80
22	Muster, Brad (FB) — Stanford	1993-94
37	Myers, Tommy (S) — Syracuse	1972-81
55	Myles, DeShone (LB) — Nevada	2001

## N

65	Naeole, Chris (G) — Colorado	1997-01
55	Nairne, Rob (LB) — Oregon	1981-83
23,22	Neal, Lorenzo (FB) — Fresno State	1993-96
87,68	Ned, Richard (DE) — Southern	1969-72, 78
36	Ned, Derrick (FB) — Grambling State	1993-95
27	Nesbit, Jamar (G/T) — South Carolina	2004-09
64	Nevett, Elijah (CB) — Clark Atlanta	1967-70
61	Newkirk, Robert (DE) — Michigan State	1999
41	Newland, Bob (WR) — Oregon	1971-74
30	Newman, Anthony (S) — Oregon	1995-97
86	Newman, Patrick (WR) — Utah State	1991-93
78	Newsome, Billy (DE) — Grambling State	1973-74
31	Newsome, Richard (S) — Michigan State	2001
38	Nicholson, Calvin (CB) — Oregon State	1989-91
77	Nicks, Carl (G) — Nebraska	2008-
93,79	Ninkovich, Rob (DE) — Purdue	2006, 2008
11	Ninowski, Jim (QB) — Michigan State	1969
33	Norris, Moran (FB) — Kansas	2001-02
60	Novitsky, Craig (C/T) — UCLA	1994-96
13	Nussmeier, Doug (QB) — Idaho	1994-97
36	Nyvall, Vic (RB) — Northwestern State	1970

## O

2	O'Neal, Ken (TE) — Oklahoma State	1987
10	O'Neal, Steve (P) — Texas A&M	1973
14	O'Sullivan, J.T. (QB) — Cal-Davis	2002-04
29	Ogden, Ray (WR) — Alabama	1967
86	Ojo, Onome (WR) — Cal-Davis	2001
28	Oldham, Chris (S) — Oregon	2000-01
86	Ortega, Buck (TE) — Miami (Fla.)	2008-09
35	Otis, Jim (RB) — Ohio State	1970
66	Oubre, Louis (G) — Oklahoma	1982-84
49	Owens, Artie (WR) — West Virginia	1980
72	Owens, Joe (DE) — Alcorn State	1971-75
86	Owens, John (TE) — Notre Dame	2006-07
83	Owens, Tinker (WR) — Oklahoma	1976, 78-80

## P

35	Pahukoa, Shane (S) — Washington	1995
4	Pakulak, Glenn (P) — Kentucky	2008
3	Palko, Tyler (WR) — Pittsburgh	2007
52	Palmer, Dick (LB) — Kentucky	1972-73
75	Palmer, Emile (DT) — Syracuse	1996
42,88	Parker, Joel (WR) — Florida	1974-75, 77
96	Parker, Steve (DE) — Idaho	1980
86	Parks, Dave (TE) — Texas Tech	1968-72
17	Partridge, Rick (P) — Utah	1979
40	Patton, Jerome (WR) — Washington	2002-04
81	Patten, David (WR) — Western Carolina	2007-08
88	Pattison, Mark (WR) — Washington	1987-88
51	Paul, Whitney (LB) — Colorado	1982-85
53	Pelluer, Scott (LB) — Washington State	1981-85
71	Perot, Petey (G) — Northwestern State	1985
80	Perriman, Brett (WR) — Miami (Fla.)	1988-90
39	Perry, Darren (S) — Penn State	2000
32	Perry, Vernon (S) — Jackson State	1983
33	Perry, Wilmont (RB) — Livingstone	1998-99
79	Petitti, Rob (T) — Pittsburgh	2006
45	Petry, Stan (CB) — Texas Christian	1991
34	Phillips, Jess (RB) — Michigan State	1973-74
43	Phillips, Kim (CB) — North Texas	1989
37	Philyaw, Dino (RB) — Oregon	1999
76	Pietrzak, Jim (C) — Eastern Michigan	1979-84
35	Pittman, David (CB) — Northwestern State	2008
75	Pittman, Julian (DT) — Florida State	1998
22	Pitts, Elijah (RB) — Philander Smith	1970
65	Poage, Ray (TE) — Texas	1967-70
25	Poe, Jomhine (CB) — Missouri	1981-87
82	Pollard, Bob (DE) — Weber State	1971-77
83	Poole, Keith (WR) — Arizona State	1997-2000
88	Poole, Nate (WR) — Marshall	2005
70	Port, Chris (G/T) — Duke	1991-95
59	Porter, Rufus (LB) — Southern	1995-96
22	Porter, Tracy (CB) — Indiana	2008-
40	Powell, Marvin (FB) — Southern California	1999
33	Preece, Steve (DB) — Oregon State	1969

90	Pressley, DeMario (DT) — North Carolina State	2009-
75	Price, Elex (DT) — Alcorn State	1973-80
70	Price, Marcus (T) — Louisiana State	2000-01
31	Prioleau, Pierson (S) — Virginia Tech	2009-
23	Profit, Joe (RB) — Louisiana-Monroe	1973
63	Prudhomme, Remi (G/C) — Louisiana State	1971-72

## R

47	Rackley, David (DB) — Texas Southern	1985
21	Ramsey, Nate (S) — Indiana	1973
16	Ramsey, Steve (QB) — North Texas	1970
86	Rasby, Walter (TE) — Wake Forest	2003
66	Rasley, Rocky (G) — Oregon State	1974
22	Ray, Ricky (CB) — Norfolk State	1979-80
21	Reaves, Ken (CB) — Norfolk State	1974
56	Rebowe, Rusty (LB) — Nicholls State	1978
58	Redd, Glen (LB) — Brigham Young	1981, 83-86
86	Reed, Jake (WR) — Grambling State	2000-02
60	Reese, Don (DE) — Jackson State	1978-80
39	Reis, Chris (S) — Georgia Tech	2007-
75	Rengel, Mike (DT) — Hawaii	1969
76	Reyes, Tutan (T) — Mississippi	2000-02
84	Rhem, Steve (WR) — Minnesota	1994-95
1	Ricardo, Benny (K) — San Diego State	1980-81
55	Rice, Floyd (LB) — Alcorn State	1978
75	Richey, Mike (T) — North Carolina	1970
84	Riley, Preston (WR) — Memphis	1973
66, 68	Riley, Victor (T) — Auburn	2002-04
14	Riordan, Tim (QB) — Temple	1987
77	Rissmiller, Ray (T) — Georgia	1967
82	Rivers, Marcellus (TE) — Oklahoma State	2006
83	Roaches, Carl (KR) — Texas A&M	1985
77	Roaf, William (T) — Louisiana Tech	1993-2001
95	Robbins, Austin (DT) — North Carolina	1996-99
27	Roberts, Walt (WR) — San Jose State	1967
70	Robinson, Craig (T) — Houston	1972-73
47	Robinson, Virgil (RB) — Grambling State	1971-72
15	Roby, Courtney (WR) — Indiana	2008-
34	Rodenberger, Jeff (FB) — Maryland	1987
59	Rodgers, Derrick (LB) — Arizona State	2003-04
54	Roe, Bill (LB) — Colorado	1987
38	Rogers, George (RB) — South Carolina	1981-84
41	Rogers, Jimmy (RB) — Oklahoma	1980-84
26	Rogers, Steve (RB) — Louisiana State	1975
75	Rollins, Baron (G) — Louisiana Tech	1994
44	Rose, George (CB) — Auburn	1967
55	Ross, Scott (LB) — Southern California	1991
78	Roth, Tom (C/G) — Southern Illinois	1994
70	Rourke, Jim (T) — Boston College	1985
54	Roussel, Tom (LB) — Southern Mississippi	1971-72
76	Rowe, Dave (DT) — Penn State	1967-70
3	Royals, Mark (P) — Appalachian State	1997-98
56	Ruff, Orlando (LB) — Furman	2003-04
89	Ryan, Sean (TE) — Boston College	2008
54	Ryzek, Paul (C) — Virginia	1981

## S

99	Sagapolutele, Pio (DT) — San Diego State	1997
68	Saindon, Pat (G) — Vanderbilt	1986
73	Sandeman, Bill (T) — Pacific	1967
74	Sanderson, Scott (G/T) — Washington State	2001-02
51	Saul, Bill (LB) — Penn State	1969
93,95	Savage, Josh (DE) — Utah	2007-08
85	Savoie, Nicky (TE) — Louisiana State	1997
83	Scalles, Greg (TE) — Wake Forest	1988-91
21	Scarpatti, Joe (DB) — North Carolina State	1970
24	Scott, Bryan (S) — Penn State	2006
63	Schmidt, Roy (G) — Long Beach State	1967-68
40	Schmidt, Terry (CB) — Ball State	1974-75
65	Schreiber, Adam (G) — Texas	1985
33	Schultz, Randy (RB) — Northern Iowa	1967-68
71	Schumacher, Kurt (G) — Ohio State	1975-77
48	Schwartz, Don (S) — Washington State	1978-80
60	Schweda, Brian (DE) — Kansas	1967-68
74	Scifres, Steve (T) — Wyoming	1999
12	Scott, Bobby (QB) — Tennessee	1973-82
80	Scott, Lindsay (WR) — Georgia	1982-85
87	Scott, Malcolm (TE) — Louisiana State	1987
84	Seal, Paul (TE) — Michigan	1974-76
63	Settstrom, Chad (G) — Northern Iowa	2004-06
28	Shabazz, Sideeq (S) — New Mexico State	2005
58	Shamble, Scott (LB) — Nebraska	2006
42	Sharper, Darren (S) — William & Mary	2009-
30	Shaw, Bob (WR) — Winston-Salem State	1970
76	Shaw, Rickie (T) — North Carolina	1993
89	Shepard, Derrick (WR) — Oklahoma	1989
67	Shinners, John (G) — Xavier (Ohio)	1969-71
88	Shockey, Jeremy (TE) — Miami (Fla.)	2008-

# ALL-TIMEROSTER

5	Shuler, Heath (QB) — Tennessee	1997-98
28	Shy, Don (RB) — San Diego State	1969
71	Siglar, Ricky (T) — San Jose State	1997-98
51	Simmons, Brian (LB) — North Carolina	2007
53	Simmons, Dave (LB) — Georgia Tech	1967
25	Simmons, Jerry (WR) — Bethune-Cookman	1967
96	Simmons, Michael (DE) — Mississippi State	1989-90
53	Simoneau, Mark (LB) — Kansas State	2006-08
54	Simonini, Ed (LB) — Texas A&M	1982
79	Slaughter, Chuck (T) — South Carolina	1982
53	Slughter, T.J. (LB) — Southern Mississippi	2005
88,48	Sloan, David (TE) — New Mexico	2002-03
81	Slutzker, Scott (TE) — Iowa	1998-99
83,84	Small, Torrance (WR) — Alcorn State	1992-96
99	Smeenge, Joel (DE/LB) — Western Michigan	1990-94
32	Smith, Antowain (RB) — Houston	2005
91	Smith, Brady (DE) — Colorado State	1996-99
30	Smith, Cedric (FB) — Florida	1991
54	Smith, Darrin (LB) — Miami (Fla.)	2000-04
24	Smith, Dwight (S) — Akron	2005
82	Smith, Irv (TE) — Notre Dame	1993-97
90	Smith, Kenny (DT) — Alabama	2001-04
36,26	Smith, Lamar (RB) — Houston	1998-99,2003
66	Smith, Royce (G) — Georgia	1972-73
99	Smith, Shaun (DT) — South Carolina	2004
44	Smith, Terrelle (FB) — Arizona State	2000-03
52	Smith, Vinson (LB) — East Carolina	1998-99
91	Smith, Will (DE) — Ohio State	2004
33	Sobernheim, Olaniyi (FB) — Portland State	2008
11	South, Ronnie Lee (QB) — Arkansas	1968
33	Spears, Ernest (S) — Southern California	1990
37	Spencer, Jimmy (CB) — Florida	1992-95
29	Spencer, Maurice (CB) — North Carolina Central	1974-76,78
96	Spicer, Paul (DE) — Saginaw Valley State	2009
47	Spivey, Mike (CB) — Colorado	1980-81
16	Stahler, Ken (QB) — Alabama	1982-84
83	Stachelski, Dave (TE) — Boise State	2000-01
83	Stallworth, Doné (WR) — Tennessee	2002-05
90	Stanley, Israel (DE) — Arizona State	1995
72	Stanley, Montavious (DT) — Louisville	2008
32	Stauch, Scott (RB) — UCLA	1981
27	Stecker, Aaron (RB) — Western Illinois	2004-08
27	Sternick, Greg (CB) — Colorado State	1983
22	Stevens, Howard (RB) — Louisville	1973-74
26	Stewart, Jimmy (S) — Tulsa	1977
87	Stickles, Monty (TE) — Notre Dame	1968
68	Stieve, Terry (G) — Wisconsin	1976-77
78	Stinchcomb, Jon (T) — Georgia	2003
55	Stineic, Tom (LB) — Michigan	1972
71	Stokes, Fred (DE) — Georgia Southern	1996
52	Stonebreaker, Mike (LB) — Notre Dame	1994
37	Stonebreaker, Steve (LB) — Detroit	1967-68
23	Stoutmire, Omar (S) — Fresno State	2006
49	Stowers, Tommie (TE) — Missouri	1992-93
33	Strachan, Mike (RB) — Iowa State	1975-80
58	Strand, Eli (G) — Iowa State	1967
64	Strief, Zach (T) — Northwestern	2006
42	Strong, Jim (RB) — Houston	1971-72
41	Strong, William (CB) — North Carolina State	1995-96
73	Sturm, Jerry (T/C) — Illinois	1967-70
68	Sturt, Fred (G) — Bowling Green	1978-81
97	Sullivan, Johnathan (DT) — Georgia	2003-05
60	Sutherland, Doug (G) — Wisconsin-Superior	1970
20	Sutton, Jon (CB) — New Mexico	1987
29	Sutton, Reggie (CB) — Miami (Fla.)	1987-88
14	Sweetan, Karl (QB) — Wake Forest	1968
56	Swilling, Pat (LB) — Georgia Tech	1986-92
79	Swinney, Clovis (DT) — Arkansas State	1970
69	Swoopes, Pat (DT) — Mississippi State	1987,89
15	Szaro, Rich (K) — Harvard	1975-78
88	Szymakowski, Dave (WR) — West Texas A&M	1968

## T

72	Talbert, Don (T) — Texas	1969-70
22	Taylor, Derrick (S) — North Carolina State	1987
71	Taylor, James (T) — Missouri	1978-81
31	Taylor, Jim (RB) — Louisiana State	1967
29	Taylor, Keith (S) — Illinois	1992-93
77	Taylor, Mike (T) — Southern California	1969-70
78	Terrell, Daryl (T) — Southern Mississippi	1999-2001
50	Terry, Corey (LB) — Tennessee	2000
86	Thaxton, James (TE) — Tennessee State	1976-77
23	Thomas, Anthony (RB) — Michigan	2005
85	Thomas, Charlie (RB) — Tennessee State	1975
85	Thomas, Curtland (WR) — Missouri	1987
85	Thomas, David (TE) — Texas	2009
22	Thomas, Fred (CB) — Tennessee-Martin	2000-07
79	Thomas, Henry (G) — Texas State	1987
99	Thomas, Hollis (DT) — Northern Illinois	2006-08

39	Thomas, Joe (WR) — Mississippi Valley State	1987
33	Thomas, Joey (CB) — Montana State	2005
14	Thomas, Levon (WR) — Georgia Tech	2005
23	Thomas, Pierre (RB) — Illinois	2007
17	Thomas, Speedy (WR) — Utah	1973-74
89	Thompson, Aundra (WR) — Texas A&M-Commerce	1981-82
37	Thompson, Bennie (S) — Grambling	1989-91
27	Thompson, Bobby (S) — Arizona	1969
65	Thompson, Dave (T) — Clemson	1974-75
96	Thorp, Don (DT) — Illinois	1984
33	Thurman, Junior (DB) — Southern California	1987
82	Tice, John (TE) — Maryland	1983-92
74	Tilleman, Mike (DT) — Montana	1967-70
71	Tillman, Faddie (DT) — Boise State	1972
11,14	Todd, Richard (QB) — Alabama	1984-85
54	Toles, Alvin (LB) — Tennessee	1985-88
11	Tolliver, Billy Joe (QB) — Texas Tech	1998-2000
90	Tomich, Jared (DE) — Nebraska	1997-2000
24	Torrence, Leigh (CB) — Stanford	2008
90	Toussaint, Darrell (DB) — Northwestern State	1987
71	Townes, Willie (DE) — Tulsa	1970
65	Trapilo, Steve (G) — Boston College	1987-90,92
53	Tabbs, Winfred (LB) — Texas	1994-97
58	Tuipala, Joe (LB) — San Diego State	1999
26	Tullis, Willie (CB) — Troy State	1985-86
68	Turley, Kyle (G/T) — San Diego State	1998-2002
97	Turnbull, Renaldo (DE/LB) — West Virginia	1990-96
88	Turner, Floyd (WR) — Northwestern State	1989-93
86	Twynner, Gunnard (WR) — Western Illinois	1997
42	Tyler, Toussaint (RB) — Washington	1981-82

## U

62	Uhlenhake, Jeff (C) — Ohio State	1994-95
----	----------------------------------	---------

## V

35	Van Wagner, Jim (FB) — Michigan Tech	1978
52	Vanderbundt, Skip (LB) — Oregon State	1978
38	Vandersea, Phil (LB) — Massachusetts	1967
79	Verdon, Jimmy (DE) — Arizona State	2005
66	Verstegen, Mike (G) — Wisconsin	1995-97
51	Vilma, Jonathan (LB) — Miami (Fla.)	2008

## W

70	Wagner, Terrence (C) — Sacramento State	2003
87	Wainright, Frank (TE) — Northern Colorado	1991-93
83	Walker, Dwight (WR) — Nicholls State	1987
78	Walker, Jeff (G) — Memphis	1988-89
80	Walker, Mike (DE) — Tulane	1971
85	Walls, Wesley (TE) — Mississippi	1994-95
4	Walsh, Steve (QB) — Miami (Fla.)	1990-93
21	Ward, Carl (S) — Michigan	1969
72	Ward, Chris (T) — Ohio State	1984
58	Ward, Phillip (LB) — UCLA	2000
73	Warner, Ron (LB) — Kansas	1998
98	Warren, Frank (DE) — Auburn	1981-89,91,94
55	Washington, Dave (LB) — Alcorn State	1980
26	Washington, Mickey (CB) — Texas A&M	1997
59	Waters, Anthony (LB) — Clemson	2009
88	Waters, Mike (TE) — San Diego State	1987
55	Watson, Courtney (LB) — Notre Dame	2004-05
67	Watson, John (T) — Oklahoma	1977-79
61	Watson, Mike (T) — Miami (Ohio)	1977
49	Wattelet, Frank (S) — Kansas State	1981-87
44	Waymer, Dave (DB) — Notre Dame	1980-89
42,24	Weary, Fred (CB) — Florida	1998-2001
7	Weatherford, Steve (P) — Illinois	2006-08
85	Weatherspoon, Cephus (WR) — Fort Lewis College	1972
56	Weissenhofer, Ron (LB) — Notre Dame	1987
42	Welch, Claxton (RB) — Oregon	1970
54	Wendryhoski, Joe (C) — Illinois	1967-68
60	Westbrooks, Greg (LB) — Colorado	1975-77
84	Wheatley, Austin (TE) — Iowa	2000
39	Wheelwright, Ernie (RB) — Southern Illinois	1967-70
76	Whitaker, Creston (WR) — North Texas	1972
79	White, Mitch (T) — Oregon State	2001
98	Whitehead, Willie (DE/DT) — Auburn	1999-2006
23	Whitsell, Dave (CB) — Indiana	1967-69
59	Whittingham, Fred (LB) — Cal Poly-San Luis Obispo	1967-68
23	Whittle, Ricky (RB) — Oregon	1996
66	Wickert, Tom (G) — Washington State	1975-76
49	Wicks, Bob (WR) — Utah State	1974
47	Wilcox, Josh (TE) — Oregon	1998-99
94	Wilks, Jim (DE/DT) — San Diego State	1981-93
82	Williams, Boo (TE) — Arkansas	2001-04
51	Williams, Brian (LB) — Southern California	2001



# ALL-TIME ROSTER

88	Williams, Brooks (TE) — North Carolina	1978-81
61	Williams, Del (G) — Florida State	1967-73
90	Williams, James (LB) — Mississippi State	1990-94
24	Williams, Joe (RB) — Wyoming	1972
45	Williams, John (FB) — Wisconsin	1986
66	Williams, Larry (G) — Notre Dame	1991
96	Williams, Melvin (DE) — Kansas State	2003-04
69	Williams, Ralph (G) — Southern	1985-86
86	Williams, Richard (WR) — Abilene Christian	1974
34	Williams, Ricky (RB) — Texas	1999-2001
21	Williams, Robert (CB) — North Carolina	1999
63	Williams, Wally (G) — Florida A&M	1999-2002
65	Williams, Willie (T) — Louisiana State	1994
63	Willis, Donald (G) — North Carolina A&T	1995-97
89	Willis, Len (WR) — Ohio State	1977
4	Wilmsmeyer, Klaus (P) — Louisville	1995-96
18	Wilson, Dave (QB) — Illinois	1981, 83-89
42,24	Wilson, Jerry (CB) — Southern	2001-02
42	Wilson, Ray (S) — New Mexico	1994
80	Wilson, Robert (WR) — Florida A&M	2000-01
45	Wilson, Tim (FB) — Maryland	1983-84
79,92	Wilson, Troy (DE) — Pittsburg State	1998-99
18	Wilson, Wade (QB) — Texas A&M-Commerce	1993-94
30	Wilson, Wayne (FB) — Shepherd	1979-86
71	Winans, Jeff (DT) — Southern California	1976
80	Winslow, Doug (WR) — Drake	1973
9	Winslow, George (P) — Villanova	1989
92	Winston, DeMond (LB) — Vanderbilt	1990, 92-94
56	Winston, Dennis (LB) — Arkansas	1982-85
68	Winther, Wimpy (C) — Mississippi	1972
24	Woerner, Scott (DB) — Georgia	1987
19	Wood, Gary (QB) — Cornell	1967
73	Wood, John (DE) — Louisiana State	1973
95	Woodard, Cedric (DT) — Texas	2005
65	Woods, Robert (T) — Tennessee State	1977-80
47	Woodsom, Merv (S) — Indiana	1969
34	Word, Barry (RB) — Virginia	1987-88
7	Wuerffel, Danny (QB) — Florida	1997-99
23	Wyatt, Doug (S) — Tulsa	1970-72
98	Wynn, Renaldo (DT/DE) — Notre Dame	2007

## Y

1	Yepremian, Garo (K) — None	1979
65	Young, Bob (G) — Howard Payne	1981
66	Young, Brian (DT) — UTEP	2004-08
93	Young, Kevin (DE) — Utah State	1987
89	Young, Tyrone (WR) — Florida	1983-84
38,28	Young, Usama (CB/S) — Kent State	2007-
20	Youngblood, George (S) — Los Angeles State	1967-68

## Z

79	Zanders, Emanuel (G) — Jackson State	1974-80
34	Zellers, Ray (FB) — Notre Dame	1995-98

## ALL-TIMEROSTER

## 0

Obert Logan (S) .....1967

## 00

Ken Burrough (WR) .....1970

## 1

Gary Yepremian (K) .....1979  
 Benny Ricardo (K) .....1980-81  
 Martin Gramatica (K) .....2007-08

## 2

Chip Lohmiller (K) .....1995  
 Aaron Brooks (QB) .....2000-05  
 Olindo Mare (K) .....2007

## 3

Skip Butler (K) .....1971  
 John Leypoldt (K) .....1978  
 Bobby Hebert (QB) .....1985-89,91-92  
 Mark Royals (P) .....1997-98  
 John Carney (K) .....2001-06, 09  
 Tyler Palko (QB) .....2007  
 Joey Harrington (QB) .....2008

## 4

Mike Cofer (K) .....1987  
 Steve Walsh (QB) .....1990-93  
 Klaus Wilmsmeyer (P) .....1995-96  
 Toby Gowin (P) .....2000-02  
 Todd Bouman (QB) .....2003-05  
 Billy Cundiff (K) .....2006  
 Glenn Pakulak (P) .....2008

## 5

Florian Kempf (K) .....1987  
 Heath Shuler (QB) .....1997-98  
 Adrian McPherson (QB) .....2005  
 Taylor Mehlhaff (K) .....2008  
 Garrett Hartley (K) .....2008-

## 6

Tommy Barnhardt (P) .....1987,89-94,99  
 Dirk Johnson (P) .....2002  
 Thomas Morstead (P) .....2009-

## 7

Toni Linhart (K) .....1972  
 Guy Benjamin (QB) .....1980  
 Morten Andersen (QB) .....1982-94  
 Danny Wuerffel (K) .....1997-99  
 Steve Weatherford (P) .....2006-08  
 Ben Graham (P) .....2008

## 8

Archie Manning (QB) .....1971-75,77-82

## 9

Happy Feller (K) .....1972-73  
 George Winslow (P) .....1989  
 Tommy Kramer (QB) .....1990  
 Jake Delhomme (QB) .....1998-99  
 Drew Brees (QB) .....2006-

## 10

Charlie Durkee (K) .....1967-68,71-72

Julian Fagan (P) .....1970-72  
 Steve O'Neal (P) .....1973  
 Bobby Douglass (QB) .....1976-77  
 Tom Jurich (K) .....1978  
 Steve Mike-Mayer (K) .....1978  
 Brian Hansen (P) .....1984-88  
 Tommy Barnhardt (P) .....1987,89-94  
 Cary Blanchard (K) .....1992  
 Doug Brien (K) .....1995-2000  
 Jamie Martin (QB) .....2006-07  
 Skyler Green (WR) .....2008  
 Chase Daniel (QB) .....2009-

## 11

Ronnie South (QB) .....1968  
 Jim Ninowski (QB) .....1969  
 Bivian Lee (CB) .....1971-75  
 Ed Burns (QB) .....1978-80  
 Richard Todd (QB) .....1984  
 John Fourcade (QB) .....1987-90  
 Billy Joe Tolliver (QB) .....1998-2000  
 Jason Fife (QB) .....2006  
 Mark Brunell (QB) .....2008-

## 12

Tom McNeill (P) .....1967-69  
 Bobby Scott (QB) .....1973-82  
 Babe Laufenberg (QB) .....1986  
 Kevin Ingram (QB) .....1987  
 Billy Joe Hobert (QB) .....1997-99  
 Jake Delhomme (QB) .....2000-02  
 Marques Colston (WR) .....2006-

## 13

Larry Cipa (QB) .....1974-75  
 McCleskey, J.J. (WR/S) .....1993  
 Doug Nussmeier (QB) .....1994-97  
 Kerry Collins (QB) .....1998  
 Rod Harper (WR) .....2009-

## 14

Karl Sweetan (QB) .....1968  
 Edd Hargett (QB) .....1969-72  
 Russell Erxleben (K/P) .....1979-83  
 Richard Todd (QB) .....1985  
 Tim Riordan (QB) .....1987  
 Tom Hodson (QB) .....1995-96  
 J.T. O'Sullivan (QB) .....2002-04  
 Levon Thomas (WR) .....2005

## 15

Gary Cuozzo (QB) .....1967  
 Charlie Durkee (K) .....1967-68,71-72  
 Bob Davis (QB) .....1973  
 Donnie Gibbs (P) .....1974  
 Rich Szaro (K) .....1975-78  
 Toni Fritsch (K) .....1982  
 Courtney Roby (WR) .....2008

## 16

Bo Burris (S) .....1967-69  
 Steve Ramsey (QB) .....1970  
 Ken Stabler (QB) .....1982-84  
 Tom Blanchard (P) .....1974-78  
 Mike Buck (QB) .....1990-93  
 Lance Moore (WR) .....2006-

## 17

Billy Kilmer (QB) .....1967-70  
 Rick Partridge (P) .....1979  
 Speedy Thomas (WR) .....1973-74  
 Jim Everett (QB) .....1994-96

Mitch Berger (P) .....2003-05  
 Robert Meachem (WR) .....2007-

## 18

Hugo Hollas (S) .....1970-72  
 Dave Wilson (QB) .....1981,83-89  
 Wade Wilson (QB) .....1993-94  
 Terry Guess (WR) .....1996  
 Jeff Blake (QB) .....2000-01  
 Phil McGeoghan (WR) .....2003  
 Terrance Copper (WR) .....2006-08

## 19

Gary Wood (QB) .....1967  
 Tom Dempsey (K) .....1969-70  
 Bill McClard (K) .....1973-75  
 Guido Merkens (QB/WR/DB) .....1980-85  
 Brett Bech (WR) .....1996  
 Alonzo Johnson (WR) .....1998  
 Charlie Jones (WR) .....2000  
 Devery Henderson (WR) .....2004-

## 20

George Youngblood (S) .....1967-68  
 Delles Howell (CB) .....1970-72  
 John Wood (DE) .....1973  
 Eric Felton (CB) .....1978-80  
 Russell Gary (S) .....1981-86  
 John Sutton (CB) .....1987  
 Othello Henderson (S) .....1993-94  
 Derek Brown (RB) .....1995-96  
 Earl Little (CB) .....1998  
 Terry Allen (RB) .....2000  
 Jay Bellamy (S) .....2001-07  
 Randall Gay (CB) .....2008-

## 21

John Douglas (CB) .....1967-68  
 Carl Ward (S) .....1969  
 Joe Scarpati (DB) .....1970  
 Reynaud Moore (CB) .....1971  
 Nate Ramsey (S) .....1973  
 Ken Reeves (CB) .....1974  
 Greg Boyd (S) .....1974  
 David Gray (DB) .....1979  
 John Krimm (S) .....1982  
 Earl Johnson (CB) .....1985  
 Dalton Hilliard (RB) .....1987-93  
 Derek Brown (RB) .....1993-94  
 Eric Allen (CB) .....1995-97  
 Earl Little (CB) .....1999  
 Robert Williams (CB) .....1999  
 Steve Israel (CB) .....2001  
 Dale Carter (CB) .....2002-03  
 Jason Craft (CB) .....2004-08  
 Terrence Holt (S) .....2008  
 Mike Bell (RB) .....2009

## 22

Charlie Brown (RB) .....1967-68  
 Gary Lewis (RB) .....1970  
 Elijah Pitts (RB) .....1970  
 D'Artagnan Martin (CB) .....1971  
 Howard Stevens (RB) .....1973-74  
 Benny Johnson (CB) .....1976  
 Ricky Ray (CB) .....1979-80  
 Tyrone Anthony (RB) .....1984-85  
 Van Jakes (CB) .....1986-88  
 Derrick Taylor (S) .....1987  
 Michael Mayes (CB) .....1989  
 Gill Fenerty (RB) .....1990-91  
 Brad Muster (FB) .....1993-94  
 Lorenzo Neal (FB) .....1995-96  
 Tyrone Drakeford (CB) .....1998-99

# ALL-TIME NUMERICAL ROSTER

Fred Thomas (CB) .....2000-07  
Tracy Porter (CB) .....2008-

## 23

Dave Whitsell (CB) .....1967-69  
Doug Wyatt (S) .....1970-72  
Joe Profit (RB) .....1973  
Charlie Thomas (KR) .....1975  
Craig Cassady (DB) .....1977  
James Marshall (DB) .....1980  
Buford Jordan (FB) .....1986-92  
Lorenzo Neal (FB) .....1993-94  
Ricky Whittle (RB) .....1996  
Chris Hewitt (S) .....1997-99  
Kevin Mathis (CB) .....2001  
Victor Green (S) .....2003  
Fred Booker (CB) .....2005  
Omar Stoutmire (S) .....2006  
Pierre Thomas (RB) .....2007-

## 24

Elijah Nevett (CB) .....1967-70  
Margene Adkins (WR) .....1972  
Joe Williams (RB) .....1972  
Johnny Fuller (S) .....1973-75  
Clarence Chapman (CB) .....1976-80  
Marvin Lewis (RB) .....1982  
Terry Hoage (DB) .....1984-85  
Scott Woerner (DB) .....1987  
Milton Mack (CB) .....1987-91  
Derek Brown (RB) .....1993  
Mario Bates (RB) .....1994-97  
Rob Kelly (S) .....1998  
Fred Weary (CB) .....1999-2001  
Monty Montgomery (S) .....2004  
Dwight Smith (S) .....2005  
Bryan Scott (S) .....2006  
Chris Barclay (RB) .....2007  
Leigh Torrence (CB) .....2008-

## 25

Jerry Simmons (WR) .....1967  
Al Dodd (WR) .....1969-71  
Jerry Moore (S) .....1973-74  
Leon McQuay (RB) .....1976  
Wade Bosarge (DB) .....1977  
Johnnie Poe (CB) .....1981-87  
Fred McAfee (RB) .....1991-93, 2001-05  
Alex Molden (CB) .....1996-2000  
Reggie Bush (RB) .....2006-

## 26

Jimmy Heidel (S) .....1967  
Joe Don Looney (RB) .....1969  
Richard Harvey, Sr. (DB) .....1971  
Steve Rogers (RB) .....1975  
Jimmy Stewart (S) .....1977  
Jitter Fields (PR) .....1984  
Willie Tullis (CB) .....1985-86  
Stacey Dawsey (WR) .....1987  
Vince Buck (DB) .....1990-95  
Mickey Washington (CB) .....1999  
Lamar Smith (RB) .....1999  
Corey Harris (CB) .....2000  
Fred McAfee (RB) .....2000  
Deuce McAllister (RB) .....2001-09

## 27

Walt Roberts (WR) .....1967  
Bobby Thompson (S) .....1969  
Rod McNeill (RB) .....1974-75  
Ray Brown (S) .....1978-80  
Greg Stemrick (CB) .....1983  
Antonio Gibson (S) .....1986-89, 92

Reginald Jones (CB) .....1991-94  
Selwyn Jones (CB) .....1994  
Vashone Adams (S) .....1997  
Rob Kelly (S) .....2000  
Ken Irvin (CB) .....2002  
James Fenderson (RB) .....2002-03  
Aaron Stecker (RB) .....2004-08  
Malcolm Jenkins (CB) .....2009-

## 28

Ross Fichtner (S) .....1968  
Don Shy (RB) .....1969  
James Ford (RB) .....1971-72  
Alvin Maxson (RB) .....1974-76  
Bill Hurley (DB) .....1982-83  
Greg Harding (DB) .....1984  
Gene Atkins (S) .....1987-93  
Derrick Hoskins (S) .....1996  
Troy Davis (RB) .....1997-99  
Chris Oldham (S) .....2000-01  
Curtis Keaton (RB) .....2002  
Deveron Harper (DB) .....2003-04  
Sideeq Shabazz (S) .....2005  
Anthony Thomas (RB) .....2005  
DeJuan Groce (CB) .....2006  
Usama Young (CB/S) .....2008-

## 29

Ray Ogden (WR) .....1967  
Gene Howard (CB) .....1968-70  
Billie Hayes (CB) .....1972  
Maurice Spencer (CB) .....1974-76, 78  
Rodney Lewis (CB) .....1982-84  
Reggie Sutton (CB) .....1987-88  
Undra Johnson (RB) .....1989  
Vencie Glenn (S) .....1991  
Keith Taylor (S) .....1992-93  
Vinnie Clark (CB) .....1994  
Mark McMillian (CB) .....1996  
Sammy Knight (S) .....1997-2002  
Keyuo Craver (CB) .....2003  
Josh Bullocks (S) .....2005-08  
Chris McAlister (CB) .....2009  
Marcus McCauley (CB) .....2009  
Herana-Daze Jones (S) .....2009

## 30

Les Kelley (RB) .....1967-69  
Bob Shaw (WR) .....1970  
Bill Harris (RB) .....1971  
Ernie Jackson (CB) .....1972-77  
Wayne Wilson (FB) .....1979-86  
Vincent Alexander (FB) .....1987  
Cedric Smith (FB) .....1991  
Anthony Newman (S) .....1995-97  
Je'Rod Cherry (DB) .....1998-99  
Chad Morton (RB) .....2000  
Fred McAfee (RB) .....2006  
Lynell Hamilton (RB) .....2008-

## 31

Jim Taylor (RB) .....1967  
Richard Newsome (S) .....2001  
Aaron Glenn (CB) .....2008  
Pierson Prioleau (S) .....2009-

## 32

Tom Barrington (RB) .....1967-70  
Lincoln Minor (RB) .....1973  
Jim DeRatt (DB) .....1975  
Kim Jones (FB) .....1976-79  
Scott Stauch (RB) .....1981  
Vernon Perry (S) .....1983  
Darrell Toussaint (DB) .....1987

Paul Frazier (RB) .....1989  
Mark Lee (CB) .....1991  
Vaughn Dunbar (RB) .....1992, 94-95  
Earnest Hunter (RB) .....1996  
Aaron Craver (RB) .....1998-99  
Jerald Moore (RB) .....2000  
Ki-Jana Carter (RB) .....2003-04  
Antowain Smith (RB) .....2005  
Jabari Greer (CB) .....2009

## 33

Randy Schultz (RB) .....1967-68  
Steve Preece (DB) .....1969  
Mike Strachan (RB) .....1975-80  
Kevin Gray (DB) .....1982  
Junior Thurman (DB) .....1987  
Ernest Spears (S) .....1990  
Tyrone Hughes (CB) .....1993-96  
Rob Kelly (S) .....1997  
Wilmont Perry (RB) .....1998-99  
Moran Norris (FB) .....2001-02  
Ashley Ambrose (CB) .....2003-04  
Jesse Chatman (RB) .....2005  
Joe Thomas (CB) .....2005  
Keith Joseph (RB) .....2006  
Olaniyi Sobomehin (FB) .....2008

## 34

Tony Lorick (RB) .....1968-69  
Carlos Bell (TE) .....1971  
Jess Phillips (RB) .....1973-74  
Tony Galbreath (RB) .....1976-80  
Bobby Johnson (DB) .....1983-84, 86  
Jeff Rodenberger (FB) .....1987  
Barry Word (RB) .....1987-88  
Craig Heyward (RB) .....1989-92  
Ray Zellars (FB) .....1995-98  
Tebucky Jones (S) .....2003-04  
Ricky Williams (RB) .....1999-2001  
Mike McKenzie (CB) .....2005-09

## 35

Ted Davis (LB) .....1967-69  
Jim Otis (RB) .....1970  
Bob Gresham (RB) .....1971-72  
Henry Matthews (RB) .....1973  
Jim Van Wagner (FB) .....1978  
Earl Campbell (RB) .....1984-85  
Bobby Morse (FB) .....1989-91  
Shane Pahukoa (S) .....1995  
Reggie Howard (CB) .....2000  
Chris Canty (CB) .....2000  
Fakhir Brown (CB) .....2002-05  
Jamaal Branch (RB) .....2006-07  
David Pittman (CB) .....2008  
Michael Lehan (CB) .....2008

## 36

Don McCall (RB) .....1967-68, 70  
Dick Davis (RB) .....1970  
Vic Nyval (RB) .....1970  
Don Burchfield (TE) .....1971  
Bob Brown (TE) .....1972-73  
Andrew Jones (RB) .....1975-76  
Greg Boykin (RB) .....1977  
Rueben Mayes (RB) .....1986-88, 90  
Stanford Jennings (RB) .....1991  
Derrick Ned (FB) .....1993-95  
Lamar Smith (RB) .....1998, 2003  
Corey Harris (CB) .....1999  
Michael Hawthorne (CB) .....2000-02  
Cory McIntyre (RB) .....2006  
Darian Barnes (FB) .....2008  
Kyle Eckel (FB) .....2009-  
Marcus Mailer (FB) .....2009

# ALL-TIME NUMERICAL ROSTER

## 37

Steve Stonebreaker (LB) .....	1967-68
Tommy Myers (RB) .....	1972-81
Mel Gray (RB) .....	1986-88
Bennie Thompson (S) .....	1989-91
Jimmy Spencer (CB) .....	1992-95
Je'Rod Cherry (S) .....	1996-97
Chad Cota (S) .....	1998
Dino Phillyaw (RB) .....	1999
Todd Franz (S) .....	2000
Steve Gleason (S) .....	2000-06

## 38

Phil Vandersea (LB) .....	1967
Tony Baker (RB) .....	1968-71
Bill Butler (RB) .....	1972-74
George Rogers (HB) .....	1981-84
Calvin Nicholson (CB) .....	1989-91
Donovan Greer (CB) .....	1997
Usama Young (CB) .....	2007
Greg Fassitt (CB) .....	2009-

## 39

Ernie Wheelwright (RB) .....	1967-70
Odell Lawson (RB) .....	1973-74
Morris LaGrand (RB) .....	1975
Brett Maxie (S) .....	1985-93
Carl Lee (DB) .....	1994
John Covington (S) .....	1995
Darren Perry (S) .....	2000
Curtis Deloatch (CB) .....	2006
Chris Reis (S) .....	2007-

## 40

Earl Gros (RB) .....	1970
Hoyle Granger (RB) .....	1971
Terry Schmidt (CB) .....	1974-75
Jim Marsalis (S) .....	1977
Greg Knafele (TE) .....	1983
Dalton Hilliard (RB) .....	1986
Michael Adams (DB) .....	1987-88
Robert Massey (CB) .....	1989-90
Wes Bender (FB) .....	1997
Marvin Powell (FB) .....	1999
Brian Milne (FB) .....	2000
Mel Mitchell (S) .....	2002-05
Mike Bell (RB) .....	2008

## 41

John Gilliam (WR) .....	1967-68, 77
Bob Newland (WR) .....	1971-74
Jimmy Rogers (RB) .....	1980-84
Toi Cook (CB) .....	1987-93
William Strong (CB) .....	1995-96
Tim Carter (CB) .....	2001
Roman Harper (S) .....	2006-

## 42

John Gilliam (WR) .....	1967-68, 1977
Claxton Welch (RB) .....	1970
Jim Strong (RB) .....	1971-72
Joel Parker (WR) .....	1974-75
Chuck Muncie (RB) .....	1976-80
Toussaint Tyler (RB) .....	1981-82
Dana McLemore (DB) .....	1986
Ray Wilson (S) .....	1994
Fred Weary (CB) .....	1998
Willie Clay (S) .....	1999
Jerry Wilson (CB) .....	2001-02
Jason David (CB) .....	2007-08
Darren Sharper (S) .....	2009-

## 43

Dicky Lyons (S) .....	1970
Dave Kopay (LB) .....	1971
Larry Collins (RB) .....	1980
Bobby Fowler (FB) .....	1984-85
Garland Jean Batiste (FB) .....	1987
Kim Phillips (CB) .....	1989
Tyrone Legette (CB) .....	1992-95
Ashley Ambrose (CB) .....	1999
Keyuo Craver (CB) .....	2002-03
Mike McKenzie (CB) .....	2004
Kevin Kaesviharn (S) .....	2007-08

## 44

George Rose (CB) .....	1967
Olie Cordill (P) .....	1969
Mike Fink (CB) .....	1973
Chris Farasopolos (S) .....	1974
Chuck Crist (S) .....	1975-77
Dave Waymer (DB) .....	1980-89
J.J. McCleskey (WR/S) .....	1994-96
Fred McCrary (FB) .....	1997
Rob Kelly (S) .....	1999
Terrelle Smith (FB) .....	2000-03
Mike Karney (FB) .....	2004-08
Heath Evans (FB) .....	2009-

## 45

Jimmy Jordan (RB) .....	1967
Elbert Kimbrough (S) .....	1968
Arthur Green (RB) .....	1972
Pete Athas (S) .....	1976
Jack Holmes (RB) .....	1978-82
Time Wilson (FB) .....	1983-84
John Williams (FB) .....	1986
Nate Johnson (RB) .....	1987
Craig Heyward (RB) .....	1988
Stan Petry (CB) .....	1991
Israel Byrd (CB) .....	1993-95

## 46

Danny Abramowicz (WR) .....	1967-73
Jim Kearney (S) .....	1976
Hokie Gajan (FB) .....	1982-85
Sean Lumpkin (S) .....	1992-96
Kendall Gammon (LS) .....	1998

## 47

Bruce Cortez (CB) .....	1967
Marv Woodson (S) .....	1969
Bill Dusenbery (RB) .....	1970
Virgil Robinson (RB) .....	1971-72
Jack DeGrenier (RB) .....	1974
Mike Spivey (CB) .....	1980-81
Cliff Austin (RB) .....	1983
David Rackley (DB) .....	1985
Dwight Beverly (LB) .....	1987
Cedric Mack (CB) .....	1992-93
Travis Davis (S) .....	1995
Greg Jackson (S) .....	1996
Josh Wilcox (TE) .....	1998-99
Kevin Houser (LS) .....	2000-08

## 48

Andy Livingston (RB) .....	1969-70
Don Schwartz (S) .....	1978-80
James Fenderson (RB) .....	2002
David Sloan (TE) .....	2003
Vonta Leach (FB) .....	2006

## 49

Major Hazelton (DB) .....	1970
Bob Wicks (WR) .....	1974
Ralph McGill (S) .....	1978-79
Artie Owens (WR) .....	1980
Frank Wattlelet (S) .....	1981-87
Tommie Stowers (TE) .....	1992-93

## 50

Jake Kupp (G) .....	1967-75
Ken Bordelon (LB) .....	1976-77, 79-82
Jack Del Rio (LB) .....	1985-86
Philip James (C) .....	1987
John Johnson (LB) .....	1995
Ink Aleaga (LB) .....	1997
Kevin Mitchell (LB) .....	1998-99
Corey Terry (LB) .....	2000
Phil Clarke (LB) .....	2001
James Allen (LB) .....	2002-05
Marvin Mitchell (LB) .....	2007-

## 51

Jim Fraser (P) .....	1968
Bill Saul (LB) .....	1969
John Didion (LB/C) .....	1971-74
Sylvester Croom (C) .....	1975
Rusty Chambers (LB) .....	1975-76
Warren Capone (LB) .....	1976
Ron Crosby (LB) .....	1978
Stan Holloway (LB) .....	1980
Whitney Paul (LB) .....	1982-85
Sam Mills (LB) .....	1986-94
Larry McCoy (LB) .....	1987
Ron Childs (LB) .....	1995
Derrick Barnes (LB) .....	1997
Phil Clarke (LB) .....	1999-2000
Brian Williams (LB) .....	2001
Bryan Cox (LB) .....	2002
Terrence Melton (LB) .....	2004-06
Brian Simmons (LB) .....	2007
Jonathan Vilma (LB) .....	2008-

## 52

Frank Emanuel (LB) .....	1970
Harry Jacobs (LB) .....	1970
John Huard (LB) .....	1971
Dick Palmer (LB) .....	1972-73
Mike Lemon (LB) .....	1975
Skip Vanderbundt (LB) .....	1978
Jim Kovach (LB) .....	1979-85
Brian Forde (LB) .....	1988-91
Mike Stonebreaker (LB) .....	1994
Richard Harvey, Jr. (LB) .....	1995-97
Vinson Smith (LB) .....	1998-99
Sedrick Hodge (LB) .....	2001-05
Jeff Faine (C) .....	2006-07
Jonathan Casillas (LB) .....	2009-

## 53

Dave Simmons (LB) .....	1967
Dick Absher (LB) .....	1969-71
Billy Hobbs (LB) .....	1972
Rick Kingree (LB) .....	1973-77
Tommy Hart (DE) .....	1980
Sammy Green (LB) .....	1980
Scott Pelluer (LB) .....	1981-85
Vaughan Johnson (LB) .....	1986-93
Keith Fourcade (LB) .....	1987
Don Davis (LB) .....	1996-98
Donta Jones (LB) .....	2000
Roger Knight (LB) .....	2001-04
T.J. Slaughter (LB) .....	2005
Mark Simoneau (LB) .....	2006-08

# ALL-TIME NUMERICAL ROSTER

## 54

Joe Wendryshoski (C) .....	1967-68
Tom Roussel (LB) .....	1971-72
Dale Lindsey (LB) .....	1973
Rick Middleton (LB) .....	1974-75
Pat Hughes (LB) .....	1977-79
Paul Ryczek (C) .....	1981
Ed Simonini (LB) .....	1982
Alvin Toles (LB) .....	1985-88
Bill Roe (LB) .....	1987
Winfred Tubbs (LB) .....	1994-97
Ink Aleaga (LB) .....	1998-99
Darrin Smith (LB) .....	2000-04
Danny Clark (LB) .....	2006
Troy Evans (LB) .....	2007

## 55

Jackie Burkett (LB) .....	1967-70
Jim Flanigan (LB) .....	1971
Tom Stincic (LB) .....	1972
Bob Creech (LB) .....	1973
Don Coleman (LB) .....	1974-75
Floyd Rice (LB) .....	1978
Dave Washington (LB) .....	1980
Rob Nairne (LB) .....	1981-83
Joe Kohlbrand (LB) .....	1985-89
Joe DeForest (LB) .....	1987
Scott Ross (LB) .....	1991
Reggie Freeman (LB) .....	1993
Mark Fields (LB) .....	1995-2000
DeShone Myles (LB) .....	2001
Travis Carroll (LB) .....	2002
Courtney Watson (LB) .....	2004-05
Scott Fujita (LB) .....	2006-09

## 56

Jim Ferguson (LB) .....	1968
Hap Farber (LB) .....	1970
Willie Hall (LB) .....	1972-73
Lee Gross (C) .....	1975-77
Rusty Rebowee (LB) .....	1978
Reggie Mathis (LB) .....	1979-80
Dennis Winston (LB) .....	1982-85
Pat Swilling (LB) .....	1986-92
Ron Weissenhofer (LB) .....	1987
Ernest Dixon (LB) .....	1994-97
Chris Bordano (LB) .....	1998-99
Charlie Clemons (LB) .....	2000-02
Orlando Ruff (LB) .....	2003-04
Alfred Fincher (LB) .....	2005-07
Jo-Lonn Dunbar (LB) .....	2008-

## 57

Mike Morgan (LB) .....	1969-70
Jim Merlo (LB) .....	1973-74, 76-79
Larry Coombs (C) .....	1980
Rickey Jackson (LB) .....	1981-93
Curtis Holden (LB) .....	2001
Colby Bockwoldt (LB) .....	2004-05
Jason Kyle (LS) .....	2009-

## 58

Eli Strand (G) .....	1967
Joe Federspiel (LB) .....	1972-80
Glen Redd (LB) .....	1981, 83-86
Scott Leach (LB) .....	1987
Darion Conner (LB) .....	1994
Baron Jones (LB) .....	1995-96, 98
Joe Tuiuala (LB) .....	1999
Phillip Ward (LB) .....	2000
Jonathan Jackson (LB) .....	2001
J.R. Johnson (LB) .....	2002
Cie Grant (LB) .....	2003-04

Scott Shanle (LB) ..... 2006-

## 59

Fred Whittingham (LB) .....	1967-68
Wayne Colman (LB) .....	1969-74, 76
Chuck Evans (LB) .....	1980-81
Chris Martin (LB) .....	1983
James Campen (C/G) .....	1987-88
Rufus Porter (LB) .....	1995-96
Keith Mitchell (LB) .....	1997-2001
J.J. Jones (LB) .....	2002
Derrick Rodgers (LB) .....	2003-04
Ronald McKinnon (LB) .....	2005
Matt McCoy (LB) .....	2007
Anthony Waters (LB) .....	2009-

## 60

Brian Schweda (DE) .....	1967-68
Doug Sutherland (G) .....	1970
Carl Cunningham (LB) .....	1971
Greg Westbrook (LB) .....	1975-77
Don Reese (DE) .....	1978-80
Steve Korte (C) .....	1983-90
Derek Kennard (G) .....	1991-93
Craig Novitsky (C/T) .....	1994-96
Kendall Gammon (C) .....	1997
Robert Hunt (G) .....	1999
Ben Archibald (T) .....	2005
Tearrius George (DE) .....	2008
Nick Leckey (C) .....	2009-

## 61

Del Williams (G) .....	1967-73
Mike Watson (T) .....	1977
Sam Adams (G) .....	1981
Ueli Hilgenberg (C/G) .....	1984-93
Greg Loberg (G/T) .....	1987
Ed King (G) .....	1995-97
Montrae Holland (G) .....	2003-06

## 62

Ross Gwinn (G) .....	1968
John Hill (C) .....	1975-84
Brad Leggett (C) .....	1990-91
Jay Hilgenberg (C) .....	1993
Jeff Uhlenhake (C) .....	1994-95
Kendall Gammon (C) .....	1996
Jerry Fontenot (C) .....	1997-2003

## 63

Roy Schmidt (G) .....	1967-68
Norman Davis (G) .....	1969
Steve Baumgartner (DE) .....	1973-77
Barry Bennett (DE) .....	1978-81
Roger Finnie (T) .....	1979
Brad Edelman (G) .....	1982-89
Karl Dunbar (DE) .....	1993
Donald Willis (G) .....	1995-97
Wally Williams (G/C) .....	1999-2002
Chad Setterstrom (G) .....	2004-05

## 64

Ray Hester (LB) .....	1971-73
Andy Maurer (G) .....	1974
Dave Lafary (T) .....	1977-85
Ted Elliott (DT) .....	1987
Scott Adams (G) .....	1994
Robert Newkirk (DE) .....	1999
Kendyl Jacox (G/C) .....	2002-05
Zach Strief (T) .....	2006-

## 65

Tom Carr (DE) .....	1968
Remi Prudhomme (G/C) .....	1971-72
Dave Thompson (T) .....	1974-75
Robert Woods (T) .....	1977-80
Bob Young (G) .....	1981
David Carter (C) .....	1984-85
Adam Schreiber (G) .....	1985
Steve Trapilo (G) .....	1987-90, 92
Willie Williams (T) .....	1994
Chris Naeole (G) .....	1997-2001
LeCharles Bentley (G/C) .....	2002-05
Andy Alleman (G) .....	2007

## 66

Bill Cody (LB) .....	1967-70
Royce Smith (G) .....	1972-73
Rocky Rasley (G) .....	1974
Tom Wickert (G) .....	1975-76
David Knowles (T) .....	1977
Conrad Dobler (G) .....	1978-79
Louis Oubre (G) .....	1982-84
Chuck Commissey (G) .....	1986-88
Larry Williams (G) .....	1991
Mike Verstegen (G) .....	1995-97
Rory Riley (T) .....	2002
Brian Young (DT) .....	2004-08

## 67

George Harvey (G) .....	1967
John Shinner (G) .....	1969-71
Bob Kuziel (C) .....	1972
Phil LaPorta (T) .....	1974-75
John Watson (T) .....	1977-79
Stan Brock (T) .....	1980-92
Andy McCollum (G) .....	1994-98
Bubba Miller (C) .....	2002
Jamar Nesbit (G/T) .....	2004-09

## 68

Richard Neal (DE) .....	1969-72, 1978
Wimpy Winther (C) .....	1972
Terry Stieve (G) .....	1976-77
Fred Sturt (G) .....	1978-81
Pat Saindon (G) .....	1986
Walter Housman (T/G) .....	1987
Paul Jetton (G) .....	1992-93
Alan Kline (T) .....	1994-95
Kyle Turley (G/T) .....	1998-2002
Victor Riley (T) .....	2003-04
Matt Lehr (C/G) .....	2008

## 69

Oakley Dalton (DT) .....	1977
Bill Fifer (G) .....	1978
Nat Hudson (G) .....	1981
Ralph Williams (G) .....	1985-86
Pat Swoopes (DT) .....	1987-89
Les Miller (DT) .....	1991-94
Tom Ackerman (C/G) .....	1996-2001
P.J. Alexander (T) .....	2003
McKinley Boykin (DT) .....	2007
Anthony Hargrove (DL) .....	2009-

## 70

Sam Holden (T) .....	1971
Craig Robinson (T) .....	1972-73
Dave Hubbard (T) .....	1977
Mark Meseroll (T) .....	1978
Jim Rourke (T) .....	1985
Bill Contz (T) .....	1986-88
Kevin Haverdink (T) .....	1989-91

# ALL-TIME NUMERICAL ROSTER

Chris Port (G/T) .....	1991-95
Uhuru Hamiter (DE) .....	1998
Marcus Price (T) .....	2000-01
Jammal Brown (T) .....	2005-08

## 71

Dick Anderson (T) .....	1967
Dave McCormick (T) .....	1967-68
Willie Townes (DE) .....	1970
Faddie Tillman (DT) .....	1972
Paul Fersen (T) .....	1973-74
Kurt Schumacher (G) .....	1975-77
Jeff Winans (DT) .....	1976
James Taylor (T) .....	1978-81
Petey Perot (G) .....	1985
Casey Merrill (DT) .....	1986
Ken Kaplan (T) .....	1987
Richard Cooper (T) .....	1990-95
Fred Stokes (DE) .....	1996
Ricky Siglar (T) .....	1997-98
Spencer Fola (T) .....	2002-04
Kendrick Clancy (DT) .....	2007-09

## 72

Earl Leggett (DT) .....	1967-68
Don Talbert (T) .....	1969-70
Joe Owens (DE) .....	1971-75
Jeff Hart (T) .....	1976
Mike Fultz (DT) .....	1977-80
Leon Gray (T) .....	1982-83
Chris Ward (T) .....	1984
Jim Dombrowski (G/T) .....	1986-96
Trezelle Jenkins (T) .....	1997
Wayne Gandy (DE) .....	2003-05
Montavious Stanley (DT) .....	2008

## 73

Bill Sandeman (T) .....	1967
Jerry Sturm (T/C) .....	1967-70
Ray Jones (DE) .....	1973
John Mooring (T) .....	1974
Joe Campbell (DE) .....	1977-80
Frank Warren (DE) .....	1981-89, 91-94
Isaac Davis (G) .....	1997
Jahri Evans (G) .....	2006-

## 74

Mike Tilleman (DT) .....	1967-70
Doug Mooers (DE) .....	1971-72
Derland Moore (DT) .....	1973-85
William Leach (G/T) .....	1987
Ted Gregory (DT) .....	1988
Kevin Haverdink (T) .....	1989-91
Cecil Gray (T) .....	1993
Herman Carroll (DE) .....	1994
Clarence Jones (T) .....	1996-98
Steve Scifres (T) .....	1999
Scott Sanderson (G/T) .....	2001-02
Jermion Bushrod (T) .....	2007-

## 75

Dave McCormick (T) .....	1967-68
Mike Rengel (DT) .....	1969
Mike Richey (T) .....	1970
Mike Crangle (DE) .....	1972
Elex Price (DT) .....	1973-80
Bruce Clark (DE) .....	1982-88
Doug Marrone (G) .....	1989
Baron Rollins (G) .....	1994
Emile Palmer (DT) .....	1996
Julian Pittman (DT) .....	1998
Jermame Mayberry (G) .....	2005

## 76

Dave Rowe (DT) .....	1967-70
Don Morrison (T) .....	1971-77
Kevin Hunt (T) .....	1978
Jim Pietrzak (C) .....	1979-84
Dwaine Board (DE) .....	1988
Gene McGuire (C) .....	1992
Rickie Shaw (T) .....	1993
Jeff Davidson (T) .....	1994
Keno Hills (T) .....	1996-99
Tutan Reyes (T) .....	2000-01
Jonathan Goodwin (C/G) .....	2006-

## 77

Ray Rissmiller (T) .....	1967
Jim Boeke (T) .....	1968
Mike Taylor (T) .....	1969-70
Dan Goich (DT) .....	1971
Carl Johnson (G) .....	1972-73
Chris Morris (T) .....	1975
Marv Montgomery (T) .....	1976-77
Gary Anderson (G) .....	1978
Jerry Boyarsky (DT) .....	1981
Daren Gilbert (T) .....	1985-88
William Roaf (T) .....	1993-2001
Rodney Leisle (DT) .....	2004-06
Carl Nicks (G) .....	2008-

## 78

Jerry Jones (T) .....	1967-69
Erlot Linden (T) .....	1969-70
Glen Ray Hines (T) .....	1971-72
Billy Newsome (DE) .....	1973-74
Elois Groom (DE) .....	1975-81
Kelvin Clark (G) .....	1982-85
Shawn Knight (DE) .....	1987
Jeff Walker (G) .....	1988-89
Mike Keim (T) .....	1991
Tom Backes (G) .....	1993
Tom Roth (C/G) .....	1994
Daryl Terrell (T) .....	1999-2001
Jon Stinchcomb (T) .....	2003-

## 79

Lou Cordileone (DT) .....	1967-68
Clovis Swinney (DT) .....	1970
Emanuel Zanders (G) .....	1974-80
Chuck Slaughter (T) .....	1982
Henry Thomas (G) .....	1987
Glenn Derby (T) .....	1989-90
Tory Epps (DT) .....	1995
Troy Wilson (DE) .....	1998
Mike Halapin (T) .....	1999
Mitch White (T) .....	2001
Jimmy Verdon (DE) .....	2005
Rob Pettiti (T) .....	2006
Rob Ninkovich (DE) .....	2008-

## 80

Jim Garcia (DE) .....	1967
Mike Walker (DE) .....	1971
Doug Winslow (WR) .....	1973
Sam Havrilak (WR) .....	1974
Earl McCullough (WR) .....	1974
Larry Burton (WR) .....	1975-77
Gordon Banks (WR) .....	1980-81
Lindsay Scott (WR) .....	1982-85
Mike Miller (WR) .....	1985
Malcolm Barnwell (WR) .....	1985
Herbert Harris (WR) .....	1986-87
Stacey Dawsey (WR) .....	1987
Brett Perriman (WR) .....	1988-90

Wesley Carroll (WR) .....	1991-92
Marcus Dowdell (WR) .....	1992-93
Tyrone Johnson (WR) .....	1994
Haywood Jeffries (WR) .....	1996
Daryl Hobbs (WR) .....	1997
Alvin Harper (WR) .....	1997
Tony Johnson (TE) .....	1998
P.J. Franklin (WR) .....	1999
Robert Wilson (WR) .....	2000-01
Jerome Pathon (WR) .....	2002-04
Shad Meier (TE) .....	2005
Mark Campbell (TE) .....	2006-08
Darnell Dinkins (TE) .....	2009

## 81

Doug Atkins (DE) .....	1967-69
Jesse Anderson (TE) .....	1993
Michael Haynes (WR) .....	1994-96
Randal Hill (WR) .....	1997
Scott Slutzker (TE) .....	1998
Lawrence Dawsey (WR) .....	1999
Lamont Hall (TE) .....	2000-02
Zach Hilton (TE) .....	2003-04
Az-Zahir Hakim (WR) .....	2005
David Patten (WR) .....	2007-08

## 82

Johnny Brewer (LB) .....	1968-70
Bob Pollard (DE) .....	1971-77
Ike Harris (WR) .....	1978-81
John Tice (TE) .....	1983-92
Darren Gottschalk (TE) .....	1987
Ken O'Neal (TE) .....	1987
Irv Smith (TE) .....	1993-97
Qadry Ismail (WR) .....	1998
Eddie Kennison (WR) .....	1999
Andrew Glover (TE) .....	2000
Boo Williams (TE) .....	2001-04
Nate Lawrie (TE) .....	2005
Marcellus Rivers (TE) .....	2006
Eric Johnson (TE) .....	2007

## 83

Vern Burke (TE) .....	1967
Dave Parks (TE) .....	1968-72
Len Garrett (TE) .....	1973-75
Andy Hamilton (WR) .....	1975
Tinker Owens (WR) .....	1976, 78-80
Kenny Duckett (WR) .....	1982-85
Carl Roaches (KR) .....	1985
Kelvin Edwards (WR) .....	1986
Dwight Walker (WR) .....	1987
Cliff Benson (TE) .....	1987-88
Greg Scales (TE) .....	1988-91
Torrance Small (WR) .....	1992-96
Keith Poole (WR) .....	1997-2000
Albert Connell (WR) .....	2001
Johnny Mitchell (TE) .....	2001
Donté Stallworth (WR) .....	2002-05
Billy Miller (TE) .....	2006-09

## 84

Jim Hester (TE) .....	1967-69
Lawrence Estes (DE) .....	1970-71
Preston Riley (WR) .....	1973
Paul Seall (TE) .....	1974-76
Rich Mauti (WR) .....	1977-80, 82-83
Junior Miller (TE) .....	1984
Eric Martin (WR) .....	1985-93
Steve Rhem (WR) .....	1994-95
Eric Guliford (WR) .....	1997-98
Scott Slutzker (TE) .....	1999
Austin Wheatley (TE) .....	2000
Michael Lewis (WR) .....	2001-06
Tory Humphrey (TE) .....	2009-



# ALL-TIME NUMERICAL ROSTER

## 85

Ray Poage (TE) .....	1967-70
Cephus Weatherspoon (WR) .....	1972
John Beasley (TE) .....	1973-74
Henry Childs (DE) .....	1974-80
Hoby Brenner (TE) .....	1981-93
Curtland Thomas (WR) .....	1987
Wesley Walls (TE) .....	1994-95
Paul Green (TE) .....	1996
Nicky Savoie (TE) .....	1997
Cameron Cleeland (TE) .....	1998-99, 2001
Ernie Conwell (TE) .....	2003-06
Ronnie Ghent (TE) .....	2007
David Thomas (TE) .....	2009-

## 86

Tom Hall (WR) .....	1967
Don Colchico (DE) .....	1969
Creston Whitaker (WR) .....	1972
Jubilee Dunbar (WR) .....	1973
Dave Davis (WR) .....	1974
Richard Williams (WR) .....	1974
Melvin Baker (WR) .....	1975
James Thaxton (TE) .....	1976-77
Tom Donovan (WR) .....	1980
Rich Caster (TE) .....	1981
Rich Martini (WR) .....	1981
Jeff Groth (WR) .....	1981-85
Mike Jones (WR) .....	1986-87
Cliff Benson (TE) .....	1987-88
Victor Harrison (WR) .....	1987
Rod Harris (WR) .....	1989
Gerald Alphin (WR) .....	1990-91
Patrick Newman (WR) .....	1991-93
Louis Lipps (WR) .....	1992
Marcus Dowdell (WR) .....	1992-93
Kirk Botkin (TE) .....	1994-95
Tony Johnson (TE) .....	1996
Gunnard Twynner (WR) .....	1997
Sean Dawkins (WR) .....	1998
Kendall Gammon (TE) .....	1999
Jake Reed (WR) .....	2000, 02
Onome Ojo (WR) .....	2001
Walter Rasby (TE) .....	2003
Zach Hilton (TE) .....	2005
John Owens (TE) .....	2006-07
Buck Ortega (TE) .....	2008-09

## 87

Richard Neal (DE) .....	1969-72, 78
Monty Stickle (TE) .....	1968
Mike Kelly (TE) .....	1973
Don Herrmann (WR) .....	1975-77
Larry Hardy (TE) .....	1978-85
Lonzell Hill (WR) .....	1987-90
Malcolm Scott (TE) .....	1987
Frank Wainright (TE) .....	1991-93
Lee DeRamus (WR) .....	1995-96
John Farquhar (TE) .....	1997-98
Joe Horn (WR) .....	2000-06
Adrian Arrington (WR) .....	2009-

## 88

Ben Hart (S) .....	1967
Dave Szymakowski (WR) .....	1968
Fred Hyatt (WR) .....	1973
Andy Dorris (DE) .....	1973-76
Joel Parker (WR) .....	1977
Brooks Williams (TE) .....	1978-81
Don Bass (TE) .....	1982
Eugene Goodlow (WR) .....	1983-86
Mike Waters (TE) .....	1987
Mark Pattison (WR) .....	1987-88
Floyd Turner (WR) .....	1989-93
Derrell Mitchell (WR) .....	1994

Hendrick Lusk (TE) .....	1996
Andrew Hastings (WR) .....	1997-99
Willie Jackson (WR) .....	2000-01
David Sloan (TE) .....	2002
Talman Gardner (WR) .....	2003-04
Nate Poole (WR) .....	2005
Jeremy Shockey (TE) .....	2008-

## 89

Kent Kramer (TE) .....	1967
Dave Long (DE) .....	1969-72
Bert Askson (TE) .....	1973
Gil Chapman (WR) .....	1975
Len Willis (WR) .....	1977
Wes Chandler (WR) .....	1978-81
Aundra Thompson (WR) .....	1981-82
Tyrone Young (WR) .....	1983-84
Joe Thomas (WR) .....	1987
Robert Clark (WR) .....	1987-88
Mike Jones (WR) .....	1989
Derrick Shepard (WR) .....	1989
Quinn Early (WR) .....	1991-95
Mercury Hayes (WR) .....	1996-97
Brett Bech (WR) .....	1997-99
Dave Stachelski (TE) .....	2000-01
Wane McGarity (WR) .....	2001
Derrick Lewis (WR) .....	2002-03
Lamont Hall (TE) .....	2004-05
Jamal Jones (WR) .....	2006
Sean Ryan (TE) .....	2008

## 90

Walter Johnson (LB) .....	1989
James Williams (LB) .....	1990-94
Israel Stanley (DE) .....	1995
Jared Tomich (DE) .....	1997-2000
Kenny Smith (DT) .....	2001-04
DeMario Pressley (DT) .....	2009-

## 91

Monte Bennett (DT) .....	1981
Ken Marchiol (LB) .....	1987
Robert "Pig" Goff (DT) .....	1990-95
Brady Smith (DE) .....	1996-99
Grady Jackson (DT) .....	2002-03
Will Smith (DE) .....	2004-

## 92

James Haynes (LB) .....	1984-89
DeMond Winston (LB) .....	1990, 92-94
Toddrick McIntosh (DE) .....	1995
Darren Mickell (DE) .....	1996-97
Ernest Jones (DE) .....	1998
Troy Wilson (DE) .....	1999
Martin Chase (DT) .....	2000-02
Henry Ford (DT) .....	2003
Tony Bryant (DE) .....	2003-05
Orien Harris (DT) .....	2007
Remi Ayodele (DT) .....	2008-

## 93

Gary Lewis (DT) .....	1983
Kevin Young (DE) .....	1987
Wayne Martin (DE/DT) .....	1989-99
Darren Howard (DE) .....	2000-05
Rob Ninkovich (DE) .....	2006
Josh Savage (DE) .....	2007
Bobby McCray (DE) .....	2008-09

## 94

Jim Wilks (DE/DT) .....	1981-93
Joe Johnson (DE) .....	1994-98, 2000-01
Charles Grant (DE) .....	2002-09

## 95

Jonathan Dumbauld (DE) .....	1986-88
Robert Brannon (DE) .....	1987
Travis Davis (DT) .....	1990
Ronnie Dixon (DT) .....	1993
Ernest Jones (DE) .....	1995
Austin Robbins (DT) .....	1996-99
Marques Douglas (DE) .....	2000
Howard Green (DT) .....	2003-04
Cedric Woodard (DT) .....	2005
Eric Moore (DE) .....	2006
Trevor Johnson (DE) .....	2006
Josh Savage (DE) .....	2008
Rodney Leisle (DT) .....	2009

## 96

Steve Parker (DE) .....	1980
Don Thorp (DT) .....	1984
Sheldon Andrus (DT) .....	1986-87
Michael Simmons (DE) .....	1989-90
Jeff Faulkner (DE) .....	1993
Mark Gunn (DE) .....	1994
Dameane Jeffries (DE) .....	1995
Uhuru Hamiter (DT) .....	1999
Melvin Williams (DE) .....	2003-04
Antwan Lake (DE) .....	2006-08
Paul Spicer (DE) .....	2009

## 97

James Geathers (DE) .....	1984-89
Renaldo Turnbull (DE/LB) .....	1990-96
La'Roi Glover (DT) .....	1997-2001
Dennis Monroe (DE) .....	2002
Johnathan Sullivan (DT) .....	2003-05
Michael Haynes (DE) .....	2006
Josh Cooper (DE) .....	2006-07
Alvin McKinley (DT) .....	2008
Jeff Charleston (DE) .....	2008-

## 98

Reggie Lewis (DE) .....	1982-84
Milford Hodge (DE) .....	1986
Jim Hanna (DT) .....	1994
Ron Warner (LB) .....	1998
Willie Whitehead (DE/DT) .....	1999-2006
Renaldo Wynn (DE/DT) .....	2007
Sedrick Ellis (DT) .....	2008-

## 99

Tony Elliott (DT) .....	1982-88
Joel Smeenge (DE/LB) .....	1990-94
Willie Broughton (DT) .....	1995-96
Pio Sagapolutele (DT) .....	1997
Darren Mickell (DT) .....	1999
Norman Hand (DT) .....	2000-02
Kenderick Allen (DT) .....	2003
Shaun Smith (DT) .....	2004
Hollis Thomas (DT) .....	2006-08

# NFL HONORS

## ProFootballHallOfFame

### 1976

RB **Jim Taylor** (Saints career: 1967)

### 1982

DE **Doug Atkins** (Saints career: 1967-69)

### 1991

RB **Earl Campbell** (Saints career: 1984-85)

### 1995

GM **Jim Finks** (Saints career: 1986-93)

### 2010

LB **Rickey Jackson** (Saints career: 1981-93)

## Major Awards

### 1978

QB **Archie Manning**: *NFC Most Valuable Player (UPI, Sporting News); NFC Player of the Year (UPI, Sporting News); NFC Offensive MVP (UPI)*

### 1981

RB **George Rogers**: *Rookie of the Year (Pro Football Weekly/PFWA, Sporting News); Offensive Rookie of the Year (AP, Pro Football Weekly/PFWA); NFC Rookie of the Year (UPI)*

### 1986

K **Morten Andersen**: *Golden Toe (Pro Football Weekly/PFWA)*  
RB **Rueben Mayes**: *Rookie of the Year (Pro Football Weekly/PFWA, Sporting News, Newspaper Enterprise Assoc.); Offensive Rookie of the Year (AP, Pro Football Weekly/PFWA)*

### 1987

General Manager **Jim Finks**: *NFL Executive of the Year (Sporting News)*  
Head Coach **Jim Mora**: *Coach of the Year (AP, Pro Football Weekly/PFWA, Sporting News); NFC Coach of the Year (UPI, Pro Football Weekly/PFWA)*

### 1991

LB **Pat Swilling**: *Defensive Player of the Year (AP, Newspaper Enterprise Assoc., Football Digest)*

### 2000

DT **La'Roi Glover**: *Defensive Lineman of the Year (NFL Alumni), NFC Defensive Player of the Year (Committee of 101 - Kansas City)*  
Head Coach **Jim Haslett**: *Coach of the Year (AP, Pro Football Weekly/PFWA, Sports Illustrated, Football News, College & Pro Football Weekly, NFL Alumni, The Sports Network); Rookie Coach of the Year (Football Digest); NFC Coach of the Year (USA Today,*

*Committee of 101 - Kansas City)*

DE **Joe Johnson**: *Comeback Player of the Year (AP, Pro Football Weekly/PFWA)*  
Offensive Coordinator **Mike McCarthy**: *NFC Assistant Coach of the Year (USA Today)*  
General Manager **Randy Mueller**: *NFL Executive of the Year (Sporting News, Pro Football Weekly/PFWA, Football Digest, The Sports Network)*

### 2002

G **LeCharles Bentley**: *Offensive Rookie of the Year (Sports Illustrated)*

### 2006

Executive Vice President/General Manager **Mickey Loomis**: *NFL Executive of the Year (Sporting News, Pro Football Weekly/Pro Football Writers of America)*  
Head Coach **Sean Payton**: *NFL Coach of the Year (AP, Sporting News, Pro Football Weekly, Sports Illustrated, Maxwell Club)*  
QB **Drew Brees**: *Co-NFL Walter Payton Man of the Year, Sports Illustrated (Dr. Z) NFL Most Valuable Player, FedEx Air Player of the Year*

### 2008

QB **Drew Brees**: *NFL Offensive Player of the Year (AP, Sporting News), FedEx Air Player of the Year*

### 2009

Head Coach **Sean Payton**: *NFL Coach of the Year (Maxwell Club, NFL Alumni)*  
QB **Drew Brees**: *NFL Player of the Year (Maxwell Club), QB of the Year (NFL Alumni), FedEx Air Player of the Year, Sporting News Offensive Player of the Year*

## All-Pro/All-Rookie Team

(1970 was the 1st year that players from both the NFC & AFC were included on the same team)

### 1967

CB **Dave Whitsell**: *All-Pro (Sporting News); All-NFL 2nd Team (AP, UPI)*

### 1968

DE **Doug Atkins**: *All-Pro (Sporting News); All-Pro 2nd Team (AP)*

### 1969

WR **Danny Abramowicz**: *All-Pro (Sporting News, AP-tied); All-Pro 2nd Team (UPI)*  
K **Tom Dempsey**: *All-Pro (Sporting News)*

### 1970

P **Julian Fagan**: *All-NFC (AP, Sporting News)*

### 1978

TE **Henry Childs**: *All-NFC 2nd Team (UPI)*  
QB **Archie Manning**: *All-NFC (UPI, Sporting News)*

# NFL HONORS

## 1979

WR **Wes Chandler**: All-NFC 2nd team (UPI)

TE **Henry Childs**: All-NFC (Pro Football Weekly); All-NFC 2nd Team (UPI)

G **Conrad Dobler**: All-NFC 2nd Team (UPI)

RB **Chuck Muncie**: All-NFC 2nd Team (UPI)

S **Tommy Myers**: All-Pro (Pro Football Weekly); All-NFC 1st Team (UPI, Pro Football Weekly)

## 1980

KR **Rich Mauti**: All-NFC (Pro Football Weekly - specialist)

## 1981

RB **George Rogers**: All-Pro (AP, Sporting News); All-NFC (UPI)

## 1982

RB **George Rogers**: All-NFC 2nd Team (UPI)

## 1983

S **Russell Gary**: All-NFC (UPI)

LB **Rickey Jackson**: All-NFC (Pro Football Weekly)

LB **Jim Kovach**: All-NFC 2nd Team (UPI)

CB **Johnnie Poe**: All-NFC (UPI)

## 1984

P **Brian Hansen**: All-NFC 2nd Team (UPI)

LB **Rickey Jackson**: All-Pro 2nd team (AP); All-NFC (UPI, Pro Football Weekly)

## 1985

K **Morten Andersen**: All-Pro (Sporting News); All-Pro 2nd Team (AP); All-NFC (UPI)

LB **Rickey Jackson**: All-Pro 2nd Team (AP); All-NFC 2nd Team (UPI)

## 1986

K **Morten Andersen**: All-Pro (AP, PFWA, Sporting News, Pro Football Weekly); All-NFC (UPI, Pro Football Weekly)

KR **Mel Gray**: All-Pro (Sporting News - specialist)

LB **Rickey Jackson**: All-Pro 2nd Team (AP); All-NFC 2nd Team (UPI)

RB **Rueben Mayes**: All-NFC 2nd Team (UPI)

## 1987

K **Morten Andersen**: All-Pro (AP, PFWA, Sporting News, Pro Football Weekly); All-NFC (UPI, Pro Football Weekly)

G **Brad Edelman**: All-NFC 2nd Team (UPI)

KR **Mel Gray**: All-Pro (PFWA, Sporting News, Pro Football Weekly - specialist); All-NFC (Pro Football Weekly - specialist)

LB **Rickey Jackson**: All-Pro (Newspaper Enterprise Assoc., Sporting News)

LB **Vaughan Johnson**: All-NFC (UPI, Pro Football Weekly)

RB **Rueben Mayes**: All-NFC (UPI)

LB **Pat Swilling**: All-NFC (UPI)

CB **Dave Waymer**: All-Pro 2nd Team (AP); All-NFC (UPI)

## 1988

K **Morten Andersen**: All-NFC (UPI)

LB **Vaughan Johnson**: All-NFC (UPI, Pro Football Weekly)

## 1989

RB **Dalton Hilliard**: All-Pro 2nd Team (AP); All-NFC 2nd Team (UPI)

LB **Vaughan Johnson**: All-Pro 2nd Team (AP); All-NFC (UPI, Pro Football Weekly)

LB **Pat Swilling**: All-Pro 2nd Team (AP); All-NFC 2nd Team (UPI)

## 1990

LB **Vaughan Johnson**: All-NFC 2nd Team (UPI)

LB **Pat Swilling**: All-Pro 2nd Team (AP); All-NFC 2nd Team (UPI)

## 1991

LB **Vaughan Johnson**: All-NFC (UPI)

LB **Sam Mills**: All-Pro (PFWA, Sporting News, Pro Football Weekly); All-Pro 2nd Team (AP); All-NFC (Pro Football Weekly)

LB **Pat Swilling**: All-Pro (AP, PFWA, Sporting News, Pro Football Weekly); All-NFC (UPI, Pro Football Weekly)

ST **Bennie Thompson**: All-NFC (Pro Football Weekly - specialist)

## 1992

K **Morten Andersen**: All-Pro (PFWA, Pro Football Weekly); All-Pro 2nd Team (AP); All-NFC (UPI, Pro Football Weekly)

LB **Rickey Jackson**: All-Pro (PFWA, Pro Football Weekly); All-Pro 2nd Team (AP); All-NFC (UPI, Pro Football Weekly)

LB **Vaughan Johnson**: All-NFC (UPI)

G **Derek Kennard**: All-Pro 2nd Team (Newspaper Enterprise Assoc.)

DT **Wayne Martin**: All-Pro 2nd Team (Newspaper Enterprise Assoc.)

LB **Sam Mills**: All-Pro (PFWA, Sporting News, Pro Football Weekly); All-Pro 2nd Team (AP); All-NFC (UPI, Pro Football Weekly)

LB **Pat Swilling**: All-Pro (AP, Sporting News)

## 1993

KR **Tyrone Hughes**: All-Pro (PFWA, Pro Football Weekly - specialist); All-Pro 2nd Team (AP); All-NFC (UPI, Pro Football Weekly)

LB **Rickey Jackson**: All-Pro (Sporting News); All-Pro 2nd Team (AP); All-NFC (UPI, Pro Football Weekly)

LB **Renaldo Turnbull**: All-Pro (AP); All-NFC (UPI)

# NFL HONORS

## 1994

**T William Roaf:** *All-Pro (AP, PFWA, Sporting News, Pro Football Weekly); All-NFC (UPI, Pro Football Weekly)*

## 1995

**CB Eric Allen:** *All-NFC 2nd Team (UPI)*  
**T William Roaf:** *All-Pro (AP, PFWA, Sporting News, Pro Football Weekly); All-NFC (UPI, Pro Football Weekly)*

## 1996

**T William Roaf:** *All-Pro (PFWA, Sporting News, Pro Football Weekly); All-Pro 2nd Team (AP); All-NFC (Pro Football Weekly)*

## 1997

**S Sammy Knight:** *NFL All-Rookie Team (Pro Football Weekly/PFWA)*  
**T William Roaf:** *All-NFC (Pro Football Weekly/PFWA)*

## 1998

**DT LaRoi Glover:** *All-Pro (College & Pro Football Weekly); All-Pro 2nd Team (AP; USA Today); All-NFC (Football News)*  
**TE Cameron Cleeland:** *NFL All-Rookie Team (Pro Football Weekly, College & Pro Football Weekly, Football News, Football Digest)*  
**G/T Kyle Turley:** *NFL All-Rookie Team (Pro Football Weekly, Football News, Football Digest)*  
**T William Roaf:** *All-Pro 2nd team (College & Pro Football Weekly); All-NFC (Football News)*

## 1999

**T William Roaf:** *All-NFC (Pro Football Weekly)*

## 2000

**DT LaRoi Glover:** *Unanimous All-Pro (Pro Football Weekly/PFWA, AP, USA Today, Sports Illustrated, Sporting News, College & Pro Football Weekly, Football Digest); All-NFC 1st Team (Pro Football Weekly/PFWA, Football News)*  
**DT Norman Hand:** *All-Pro 2nd Team (Football Digest)*  
**DE Darren Howard:** *NFL All-Rookie Team (Pro Football Weekly/PFWA, Football News)*  
**DE Joe Johnson:** *All-Pro 2nd Team (College & Pro Football Weekly, Football Digest); All-NFC (Pro Football Weekly/PFWA, Football News)*  
**LB Keith Mitchell:** *All-Pro (Sports Illustrated), All-NFC 1st Team (Pro Football Weekly/PFWA)*  
**T William Roaf:** *All-Pro (Pro Football Weekly/PFWA, USA Today, Sports Illustrated, Football Digest); All-Pro 2nd Team (AP, College & Pro Football Weekly); All-NFC 1st Team (Pro Football Weekly/PFWA)*  
**T Kyle Turley:** *All-Pro (AP); All-Pro 2nd*

*Team (College & Pro Football Weekly, Football Digest); 1st Team All-NFC (Football News)*

## 2001

**S Sammy Knight:** *All-Pro (Football Digest); All-Pro 2nd Team (AP, College & Pro Football Weekly)*

## 2002

**G LeCharles Bentley:** *All-Rookie Team (Pro Football Weekly)*  
**KR Michael Lewis:** *All-Pro (Associated Press, College & Pro Football Newsweekly, Football Digest, Pro Football Weekly, Sports Illustrated, Sporting News); All-NFC KR/PR (Pro Football Weekly)*  
**ST Fred McAfee:** *All-Pro (Pro Football Weekly); All-Pro 2nd Team (Football Digest); All-NFC (Pro Football Weekly)*  
**RB Deuce McAllister:** *All-NFC (Pro Football Weekly)*  
**CB Fred Thomas:** *All-Pro (Sports Illustrated)*  
**WR Donté Stallworth:** *All-Rookie Team (Pro Football Weekly)*

## 2003

**RB Deuce McAllister:** *All-NFC (Pro Football Weekly)*  
**DT Johnathan Sullivan:** *All-Rookie Team (Pro Football Weekly)*

## 2004

**DE Will Smith:** *All-Rookie Team (Pro Football Weekly)*

## 2005

**OT Jammal Brown:** *All-Rookie team (Pro Football Weekly)*

## 2006

**QB Drew Brees:** *AP All-Pro; Pro Football Weekly/Pro Football Writers of America All-Pro & All-NFC; Sporting News All-Pro; USA Today All-Pro; Sports Illustrated All-Pro*  
**OT Jammal Brown:** *AP All-Pro; Pro Football Weekly/Pro Football Writers of America All-NFL & All-NFC; USA Today All-Pro; Sports Illustrated (Dr. Z) All-Pro*  
**RB Reggie Bush:** *Pro Football Weekly/Pro Football Writers of America All-Rookie*  
**FB Mike Karney:** *AP 2nd Team All-Pro*

## 2008

**QB Drew Brees:** *Sporting News All-Pro; Sports Illustrated All-Pro; AP 2nd Team All-Pro; Pro Football Weekly/Pro Football Writers of America All-NFC*  
**PR Reggie Bush:** *Sporting News All-Pro*  
**DT Sedrick Ellis:** *Pro Football Weekly/Pro Football Writers of America All-Rookie*  
**G Carl Nicks:** *Pro Football Weekly/Pro Football Writers of America All-Rookie*

# NFLHONORS

## 2009

QB **Drew Brees**: *Sporting News All-Pro; AP 2nd Team All-Pro; Pro Football Weekly/Pro Football Writers of America All-NFC*

G **Jahri Evans**: *AP All-Pro; Pro Football Weekly/Pro Football Writers of America All-Pro & All-NFC; Sporting News All-Pro; USA Today All-Pro; Sports Illustrated All-Pro*

S **Darren Sharper**: *AP All-Pro; Pro Football Weekly/Pro Football Writers of America All-Pro & All-NFC; Sporting News All-Pro; USA Today All-Pro; Sports Illustrated All-Pro*

### ProBowlSelections

## 1967

CB **Dave Whitsell**

## 1968

DT **Dave Rowe**

## 1969

RB **Tony Baker**, K **Tom Dempsey**, G **Jake Kupp**, RB **Andy Livingston**, Coach **Tom Fears**

## 1978

QB **Archie Manning**

## 1979

WR **Wes Chandler**, TE **Henry Childs**, QB **Archie Manning** (2), RB **Chuck Muncie**, S **Tommy Myers**

## 1981

RB **George Rogers**

## 1982

RB **George Rogers** (2)

## 1983

LB **Rickey Jackson**

## 1984

DE **Bruce Clark**, P **Brian Hansen**, LB **Rickey Jackson** (2)

## 1985

K **Morten Andersen**, LB **Rickey Jackson** (3)

## 1986

K **Morten Andersen** (2), LB **Rickey Jackson** (4), RB **Rueben Mayes**\*

## 1987

K **Morten Andersen** (3), TE **Hoby Brenner**, G **Brad Edelman**, RB **Rueben Mayes** (2)\*, LB **Sam Mills**, CB **Dave Waymer**

## 1988

K **Morten Andersen** (4), WR **Eric Martin**, LB **Sam Mills** (2)

## 1989

RB **Dalton Hilliard**, LB **Vaughan Johnson**, LB **Pat Swilling**

## 1990

K **Morten Andersen** (5), LB **Vaughan Johnson** (2), LB **Pat Swilling** (2)

## 1991

LB **Vaughan Johnson** (3), LB **Sam Mills** (3), LB **Pat Swilling** (3), ST **Bennie Thompson**

## 1992

K **Morten Andersen** (6), C **Joel Hilgenberg**, LB **Rickey Jackson** (5), LB **Vaughan Johnson** (4), LB **Sam Mills** (4), LB **Pat Swilling** (4)

## 1993

ST **Tyrone Hughes**, LB **Rickey Jackson** (6), LB **Renaldo Turnbull**

## 1994

DE **Wayne Martin**, T **William Roaf**

## 1995

CB **Eric Allen**, T **William Roaf** (2)

## 1996

T **William Roaf** (3)

## 1997

T **William Roaf** (4)

## 1998

T **William Roaf** (5)\*, DE **Joe Johnson**

## 1999

T **William Roaf** (6)

## 2000

LB **Mark Fields**, DT **La'Roi Glover**, WR **Joe Horn**, DE **Joe Johnson** (2), LB **Keith Mitchell**, T **William Roaf** (7)

## 2001

WR **Joe Horn** (2), DT **La'Roi Glover** (2), S **Sammy Knight**

## 2002

WR **Joe Horn** (3), KR **Michael Lewis**, ST **Fred McAfee**, RB **Deuce McAllister**

## 2003

RB **Deuce McAllister**\* (2), G **LeCharles Bentley**\*

## 2004

P **Mitch Berger**, WR **Joe Horn** (4)

## 2005

C **LeCharles Bentley** (2)

## 2006

QB **Drew Brees**, T **Jammal Brown**\*, DE **Will Smith**



## NFL HONORS

## NFC Rookie of the Month

(Awarded Since 1986)

## 2000

Sept.: DE **Darren Howard** (Defense); Dec.:  
DE **Darren Howard** (Defense, 2)

## 2006

Oct.: WR **Marques Colston** (Offense); Dec.:  
RB **Reggie Bush** (Offense)

() - number of multiple selections to honor as a Saint

## 2008

QB **Drew Brees** (2), T **Jammal Brown** (2)

## 2009 \* \*

QB **Drew Brees** (3), G **Jahri Evans**, C  
**Jonathan Goodwin**, S **Roman Harper**, S  
**Darren Sharper**, T **Jon Stinchcomb**, LB  
**Jonathan Vilma**

\* - injured, did not play

\*\*- Super Bowl participant, players did not play

() - number of multiple selections to squad as a Saint

## NFC Players of the Month

(Awarded Since 1986)

## 1988

Sept.: LB **Rickey Jackson** (Defense)

## 1989

Oct.: QB **Bobby Hebert** (Offense)

## 1990

Dec.: LB **Rickey Jackson** (Defense, 2)

## 1991

Sept.: LB **Sam Mills** (Defense)

## 1993

Sept.: LB **Renaldo Turnbull** (Defense)

## 1994

Oct.: KR-PR **Tyrone Hughes** (Special  
Teams)

## 1997

Nov.: K **Doug Brien** (Special Teams)

## 2000

Oct.: DT **La'Roi Glover** (Defense)

## 2001

Oct.: RB **Ricky Williams** (Offense); Oct.: K  
**John Carney** (Special Teams)

## 2002

Oct.: RB **Deuce McAllister** (Offense)

## 2006

Sept.: K **John Carney** (Special Teams)

## 2008

Sept.: QB **Drew Brees** (Offense)

## 2009

Sept.: QB **Drew Brees** (Offense, 2); Oct.: S  
**Darren Sharper** (Defense)

() - number of multiple selections to honor as a Saint

## NFC Players of the Week

(Awarded Since 1984)

() - number of multiple selections to honor as a Saint

## 1984

Week 11: DE **Jim Wilks** (Defense); Week  
12: DT **Bruce Clark** (Defense)

## 1985

Week 3: QB **David Wilson** (Offense)

## 1986

Week 7: RB **Rueben Mayes** (Offense); Week  
9: LB **Rickey Jackson** (Defense); Week 10 :  
DE **Bruce Clark** (Defense, 2)

## 1987

Week 9: RB **Dalton Hilliard** (Offense); Week  
11: DE **Jim Wilks** (Defense, 2); Week 14:  
QB **Bobby Hebert** (Offense); Week 15: LB  
**Rickey Jackson** (Defense, 2)

## 1988

Week 8: LB **Rickey Jackson** (Defense, 3);  
Week 12: QB **Bobby Hebert** (Offense, 2)

## 1989

Week 7: RB **Dalton Hilliard** (Offense, 2);  
Week 8: LB **Pat Swilling** (Defense); Week  
11: LB **Pat Swilling** (Defense, 2)

## 1990

Week 10: RB **Craig Heyward** (Offense)

## 1991

Week 5: LB **Rickey Jackson** (Defense, 4);  
Week 10: LB **Pat Swilling** (Defense, 3);  
Week 16: QB **Bobby Hebert** (Offense, 3);  
Week 17: S **Gene Atkins** (Defense)

## 1992

Week 6: LB **Rickey Jackson** (Defense, 5);  
Week 14: DE **Wayne Martin** (Defense)

## 1993

Week 2: QB **Wade Wilson** (Offense); Week  
3: P **Tommy Barnhardt** (Special Teams);  
Week 3: LB **Renaldo Turnbull** (Defense);  
Week 4: K **Morten Andersen** (Special



# NFL HONORS

Teams); **Week 4:** LB **Vaughan Johnson** (Defense); **Week 13:** KR **Tyrone Hughes** (Special Teams)

## 1994

**Week 3:** LB **Darion Conner** (Defense); **Week 5:** LB **James Williams** (Defense); **Week 8:** KR/PR **Tyrone Hughes** (Special Teams, 2); **Week 15:** K **Morten Andersen** (Special Teams, 2); **Week 17:** P **Tommy Barnhardt** (Special Teams, 2)

## 1995

**Week 9:** KR/PR **Tyrone Hughes** (Special Teams, 3); **Week 10:** K **Doug Brien** (Special Teams)

## 1996

**Week 16:** DT **Wayne Martin** (Defense, 2)

## 1997

**Week 4:** DT **Wayne Martin** (Defense, 3); **Week 12:** S **Chris Hewitt** (Special Teams); **Week 14:** K **Doug Brien** (Special Teams, 2); **Week 16:** P **Mark Royals** (Special Teams)

## 1998

**Week 4:** LB **Mark Fields** (Defense); **Week 8:** P **Mark Royals** (Special Teams, 2); **Week 14:** DT **La'Roi Glover** (Defense)

## 1999

**Week 16:** CB **Fred Weary** (Defense)

## 2000

**Week 6:** DT **La'Roi Glover** (Defense, 2); **Week 7:** DT **La'Roi Glover** (Defense, 3); **Week 9:** LB **Keith Mitchell** (Defense); **Week 10:** Jeff **Blake** (Offense); **Week 11:** LB **Keith Mitchell** (Defense, 2); **Week 13:** DT **La'Roi Glover** (Defense, 4)

## 2001

**Week 1:** S **Sammy Knight** (Defense); **Week 4:** RB **Ricky Williams** (Offense); **Week 4:** K **John Carney** (Special Teams); **Week 7:** S **Sammy Knight** (Defense, 2); **Week 7:** K **John Carney** (Special Teams, 2)

## 2002

**Week 1:** RB **Fred McAfee** (Special Teams); **Week 6:** WR **Michael Lewis** (Special Teams), DE **Darren Howard** (Defense); **Week 7:** QB **Aaron Brooks** (Offense), **Week 10:** Steve **Gleason** (Special Teams)

## 2003

**Week 7:** QB **Aaron Brooks** (Offense, 2); **Week 9:** DE **Willie Whitehead** (Defense); **Week 13:** RB **Deuce McAllister** (Offense); **Week 15:** QB **Aaron Brooks** (Offense, 3)

## 2004

**Week 3:** K **John Carney** (Special Teams, 3); **Week 14:** P **Mitch Berger** (Special Teams); **Week 15:** RB **Aaron Stecker** (Special Teams); **Week 16:** WR **Michael Lewis** (Special Teams, 2); **Week 17:** DE **Tony Bryant** (Special Teams)

## 2005

**Week 1:** K **John Carney** (Special Teams, 4); **Week 4:** DE **Darren Howard** (Defense, 2)

## 2006

**Week 3:** LB **Scott Fujita** (Defense); **Week 5:** RB **Reggie Bush** (Special Teams); **Week 9:** QB **Drew Brees** (Offense); **Week 13:** RB **Reggie Bush** (Offense); **Week 14:** QB **Drew Brees** (Offense, 2)

## 2007

**Week 8:** QB **Drew Brees** (Offense, 3); **Week 15:** QB **Drew Brees** (Offense, 4)

## 2008

**Week 5:** RB **Reggie Bush** (Special Teams, 2); **Week 6:** QB **Drew Brees** (Offense, 5); **Week 8:** QB **Drew Brees** (Offense, 6); **Week 12:** QB **Drew Brees** (Offense, 7)

## 2009

**Week 1:** QB **Drew Brees** (Offense, 8); **Week 4:** S **Darren Sharper** (Defense); **Week 6:** QB **Drew Brees** (Offense, 9); **Week 9:** DL **Anthony Hargrove** (Defense); **Week 11:** P **Thomas Morstead** (Special Teams); **Week 12:** QB **Drew Brees** (Offense, 10); **Week 17:** P **Thomas Morstead** (Special Teams, 2)

## 1967 Expansion Draft

Held Feb. 10, 1967

In what became the foundation of New Orleans' first NFL team, the Saints selected 42 players in an expansion draft, using the same procedures as in the formation of the Atlanta Falcons in 1966. The Falcons were exempted from the expansion draft in 1967, thus leaving 14 teams from whom the Saints selected players. The procedures that were in place for the Saints were as follows: Each of the other 14 NFL teams froze 29 players from its 40-man roster, leaving 11 players available to be selected by New Orleans. The Saints chose one player from those 11 remaining on each team. Then, each team froze two additional players, leaving eight on each list, from which the Saints chose two more.

Tom Barrington, fb	Ohio State (from Washington)
Jim Battle, t	Southern (from Cleveland)
Charlie Bradshaw, t	Baylor (from Pittsburgh)
Jackie Burkett, d, lb	Auburn (from Baltimore Colts)
Dave Cahill, dt	Arizona State (from Philadelphia)
Bill Cody, lb	Auburn (from Detroit)
Don Croftehead, g	Indiana (from Washington)
Bill Curry, c	Georgia Tech (from Green Bay)
Ted Davis, lb	Georgia Tech (from Baltimore Colts)
Jim Garcia, de	Cal State-Chico (from N.Y. Giants)
Tom Hall, wr	Minnesota (from Minnesota)
Steve Heckard, wr	Davidson (from L.A. Rams)
Jimmy Heidel, db	Mississippi (from St. Louis Cardinals)
Paul Hornung, rb	Notre Dame (from Green Bay)
Billy Kilmer, qb	UCLA (from San Francisco)
Elbert Kimbrough, db	Northwestern (from San Francisco)
Kent Kramer, te	Minnesota (from San Francisco)
Jack Kupp, g	Washington (from Washington)
Earl Leggett, dt	Louisiana State (from L.A. Rams)
Obert Logan, db	Trinity (Texas) (from Dallas)
Riley Mattson, t	Oregon (from Chicago)
John Morrow, c	Michigan (from Cleveland)
Ray Ogden, te	Alabama (from St. Louis Cardinals)
Ray Rissmiller, t	Georgia (from Philadelphia)
Walt Roberts, rb	San Jose State (from Cleveland)
George Rose, db	Auburn (from Minnesota)
Bill Sandeman, t	Pacific (from Dallas)
Bob Scholtz, t	Notre Dame (from N.Y. Giants)
Brian Schweda, de	Kansas (from Chicago)
Dave Simmons, lb	Georgia Tech (from St. Louis Cardinals)
Jerry Simmons, wr	Bethune-Cookman (from Pittsburgh)
Bob Smith, rb	North Texas State (from Pittsburgh)
Bobby Lee Smith, db	UCLA (from Detroit)
Larry Stephens, dt	Texas (from Dallas)
Steve Stonebreaker, lb	Detroit (from Baltimore Colts)
Mike Tilleman, dt	Montana (from Minnesota)
Phil Vandersea, lb	Massachusetts (from Green Bay)
Willie Walker, wr	Tennessee State (from Detroit)
Joe Wendryhoski, g	Illinois (from L.A. Rams)
Dave Whitsell, db	Indiana (from Chicago)
Fred Whittingham, lb	Cal Poly-San Luis Obispo (from Philadelphia)
Gary Wood, qb	Cornell (from N.Y. Giants)

## 1967 Draft

Held March 14, 1967

The first combined AFL-NFL draft was held in 1967. A player's overall order of selection is designated by a number after his position. In 1967, the expansion New Orleans Saints received the first and last choices in each round and an additional choice at the end of the 2nd, 3rd and 4th rounds.

1a.	traded to Baltimore
1b.	Leslie Kelley, fb (26) ..... Alabama
2a.	James (Bo) Burris, s (27) ..... Houston
2b.	John Gilliam, rb (52) ..... South Carolina State
2c.	David Rowe, de (53) ..... Penn State
3a.	traded to Baltimore
3b.	Del Williams, g (79) ..... Florida State
3c.	Ben Hart, wr (80) ..... Oklahoma
4a.	Ron Widby, p (81) ..... Tennessee
4b.	Bill Carr, c (106) ..... Florida
4c.	Tom Stangle, t (107) ..... Dayton
5a.	Don McCall, rb (108) ..... Southern California
5b.	John Douglas, cb (133) ..... Texas Southern
6a.	George Harvey, g (134) ..... Kansas
6b.	Charles (Bo) Wood, lb (159) ..... North Carolina
7a.	Gary Hertzog, g (160) ..... Williamette

7b.	Bob McKelvey, lb (185) ..... Northwestern
8a.	Sam Harris, te (186) ..... Colorado
8b.	Barry Siler, lb (211) ..... Albion
9a.	Tim Lavens, te (212) ..... Idaho
9b.	Eugene Ross, cb (237) ..... Oklahoma
10a.	Charles Brown, rb (238) ..... Missouri
10b.	Roosevelt Robertson, te (263) ..... North Carolina College
11a.	Jim Benson, g (264) ..... Florida
11b.	Bernard Corbin, cb (288) ..... Alabama A&M
12a.	Ronnie Pack, g (289) ..... Texas Tech
12b.	John Robinson, wr (315) ..... Tennessee A&I
13a.	Bill Stetz, lb (316) ..... Boston College
13b.	Gary Grossnickle, s (341) ..... Missouri
14a.	Jim Hester, te (342) ..... North Carolina
14b.	George Stetter, cb (367) ..... Virginia
15a.	John Snow, dt (368) ..... Wake Forest
15b.	Darrell Johnson, rb (393) ..... Lamar
16a.	Marcus Rhoden, wr (394) ..... Mississippi State
16b.	Bruce Cortez, cb (419) ..... Parsons College
17a.	Dan Abramowicz, wr (420) ..... Xavier (Ohio)
17b.	Billy Bob Stewart, lb (438) ..... Southern Methodist (choice acquired from Baltimore)
17c.	Jim Walker, s (445) ..... Providence

## 1968 Draft

Held January 30-31, 1968

1a.	traded to Green Bay
1b.	Kevin Hardy, de (7) ..... Notre Dame (choice acquired from Minnesota)
2.	choice to Los Angeles for joining scouting combine
3.	Dave Szmakowski, wr (59) ..... West Texas State
4a.	Willie Crittendon, dt (85) ..... Tulsa
4b.	Dan Sartin, g (103) ..... Mississippi
5.	Ronnie Lee South, qb (115) ..... Arkansas
6.	traded to San Francisco
7a.	Ray Phillips, g (169) ..... Michigan (choice acquired from Detroit)
7b.	Eugene Howard, cb (175) ..... Langston
8.	Dick Swatland, g (195) ..... Notre Dame
9.	Joe Blake, g (223) ..... Tulsa
10.	Doug Robinson, s (254) ..... Iowa State
11.	Bennie Blocker, rb (276) ..... South Carolina State
12.	John Beck, cb (303) ..... San Diego State
13.	Kayo Trepanier, t (331) ..... Montana State
14.	Herbert Covington, rb (359) ..... Memphis State
15.	Wilmer Cooks, rb (384) ..... Colorado
16.	Elie Ghattas, g (411) ..... Ball State
17.	Jim Ferguson, lb (439) ..... Southern California

## 1969 Draft

Held January 28-29, 1969

1a.	traded to San Francisco
1b.	John Shimmers, g (17) ..... Xavier (Ohio) (choice acquired from Minnesota)
2a.	Richard Neal, de (45) ..... Southern (choice acquired from St. Louis)
2b.	traded to Detroit
3.	Dennis Hale, s (85) ..... Minnesota
4a.	Bob Hudspeth, t (102) ..... Southern Illinois (choice acquired from Dallas)
4b.	Tony Kyasyk, s (111) ..... Syracuse
5a.	Keith Christensen, t (117) ..... Kansas
5b.	(choice acquired from N.Y. Giants)
6.	Bob Miller, te (138) ..... Southern California
7.	traded to Baltimore
8.	Jim Lawrence, wr (189) ..... Southern California
9.	Joe Owens, lb (215) ..... Alcorn State
10.	McKinley Reynolds, rb (241) ..... Hawaii
11.	Tommy Morel, wr (267) ..... Louisiana State
12.	Tom Broadhead, rb (293) ..... Santa Barbara State
13.	Joe Royland, cb (319) ..... Linfield (Oregon)
14.	Gary Lobb, p (345) ..... California Lutheran
15.	Bill Waller, wr (371) ..... Xavier (Ohio)
16.	Edd Hargett, qb (397) ..... Texas A&M
17.	Chico Kurzwaski, s (423) ..... Northwestern

# NFL DRAFT HISTORY

## 1970 Draft

Held January 27-28, 1970

1. Ken Burrough, wr (10) .....Texas Southern
2. traded to Cleveland
3. Clovis Swinney, de (62) .....Arkansas State
4. Delles Howell, cb (88) .....Grambling
- 5a. Glenn Cannon, s (106) .....Mississippi  
(choice acquired from Chicago)
- 5b. traded to Washington
- 5c. Steve Ramsey, qb (126) .....North Texas State  
(choice acquired from Los Angeles)
6. Mel Easley, cb (140) .....Oregon State
7. Lon Woodard, de (166) .....San Diego State
8. Lawrence Estes, de (192) .....Alcorn State
9. Jim Otis, rb (218) .....Ohio State
10. Jim Brumfield, rb (244) .....Indiana State
11. Gary Klahr, lb (270) .....Arizona
12. Willie Davenport, cb (296) .....Southern
13. Ralph Miller, te (322) .....Alabama State  
(selection was declared ineligible by NFL)
14. Doug Sutherland, de (348) .....Wisconsin-Superior
15. Jim Vest, de (374) .....Washington State
16. Cliff Gasper, dt (400) .....Grambling
17. Doug Wyatt, s (426) .....Tulsa

## 1971 Draft

Held January 28-29, 1971

1. Archie Manning, qb (2) .....Mississippi
- 2a. traded to Chicago
- 2b. Sam Holden, t (31) .....Grambling  
(choice acquired from Houston)
3. Bivian Lee, cb (54) .....Prairie View A&M
- 4a. traded to Dallas
- 4b. Carlos Bell, te (82) .....Houston
- 4c. Wimpy Wither, c (88) .....Mississippi  
(choice acquired from Washington)
- 4d. D'artagan Martin, cb (91) .....Kentucky State
5. Don Morrison, t (98) .....Texas-Arlington
- 5a. traded to Pittsburgh
6. Don Morehead, rb (132) .....Michigan
- 7a. Larry DiNardo, g (158) .....Notre Dame
- 7b. Bob Newland, wr (172) .....Oregon  
(choice acquired from Kansas City)
- 8a. traded to Pittsburgh
- 8b. James Elder, cb (194) .....Southern  
(choice acquired from Washington)
- 8c. Bob Gresham, rb (201) .....West Virginia  
(choice acquired from Oakland)
9. Tom Williams, s (210) .....Williamette
10. Rocky Pamplin, rb (239) .....Hawaii  
(choice acquired from Philadelphia)
11. Bob Pollard, de (262) .....Weber State
12. Ron Gathright, cb (288) .....Morehead State
13. Don Burchfield, te (314) .....Ball State
14. Bobby Scott, qb (340) .....Tennessee
15. Bart Graves, de (366) .....Tulane
16. Craig Robinson, t (392) .....Houston
17. Hermann Eban, wr (428) .....Oklahoma State  
(choice acquired from Washington)

## 1972 Draft

Held February 1-2, 1972

1. Royce Smith, g (8) .....Georgia
2. Willie Hall, lb (31) .....Southern California  
(choice acquired from Houston)
- 2b. traded to Oakland
- 3a. Bob Kuziel, c (60) .....Pittsburgh
- 3b. Tom Myers, s (74) .....Syracuse  
(choice from Baltimore through Oakland)
- 4a. Mike Crangle, de (85) .....Tennessee-Martin
- 4b. Joe Federspiel, lb (99) .....Kentucky  
(choice acquired from Washington through L.A. Rams & Philadelphia)
- 4c. Mike Coleman, de (101) .....Knoxville College  
(choice acquired from Kansas City)
- 5a. Bill Butler, rb (111) .....Kansas State  
(choice acquired from Green Bay)
- 5b. Carl Johnson, t (112) .....Nebraska
- 5c. Bob Davies, s (126) .....South Carolina

- (choice acquired from Baltimore)
- 6a. Wayne Dorton, g (137) .....Arkansas State
- 6b. Curt Watson, rb (150) .....Tennessee  
(choice acquired from Oakland)
7. Ernie Jackson, cb (164) .....Duke
8. Ron Vinson, wr (189) .....Abilene Christian
9. Kent Bransletter, dt (216) .....Houston
10. Andy Kupp, g (241) .....Idaho
11. Paul Dongieux, lb (267) .....Mississippi
12. Steve Lockhart, te (293) .....Arkansas State
13. Cephus Weatherspoon, wr (320) .....Fort Lewis
14. Steve Barrios, wr (345) .....Tulane
15. Rusty Lachaussee, qb (372) .....Tulane
16. Joe Balthrop, g (397) .....Tennessee
17. Dick Graham, wr (424) .....Oklahoma State

## 1973 Draft

Held January 30-31, 1973

1. traded to Baltimore
- 2a. Derland Moore, de (29) .....Oklahoma
- 2b. Steve Baumgartner, de (51) .....Purdue  
(choice acquired from Washington through N.Y. Jets)
- 3a. traded to Washington
- 3b. Pete Van Valkenburg, rb (66) .....Brigham Young  
(choice acquired from N.Y. Jets)
- 4a. traded to Detroit
- 4b. Jim Merlo, lb (86) .....Stanford  
(choice acquired from Baltimore)
5. traded to Denver
- 6a. traded to Washington
- 6b. Marty Shuford, rb (134) .....Arizona  
(choice from New England)
7. Billy Cahill, s (158) .....Washington
- 8a. Bob Peterson, g (185) .....Utah
- 8b. Doug Winslow, wr (207) .....Drake  
(choice acquired from Washington)
9. Mike Fink, cb (210) .....Missouri
10. Jeff Horsley, rb (237) .....North Carolina Central
11. James Owens, rb (262) .....Auburn
12. Paul Orndorff, te (289) .....Tampa
13. Richard Watkins, dt (314) .....Weber State
14. Paul Fersen, t (341) .....Georgia
15. Mike Evenson, c (366) .....North Dakota State
16. Howard Stevens, rb (392) .....Louisville
17. Bobby Garner, te (418) .....Winston-Salem State

## 1974 Draft

Held January 29-30, 1974

1. Rick Middleton, lb (13) .....Ohio State  
(swapped #1 choices from Detroit)
2. Paul Seal, te (36) .....Michigan
3. traded to Cincinnati
- 4a. traded to Minnesota
- 4b. Rod McNeil, rb (88) .....Southern California  
(choice acquired from San Francisco)
- 5a. Joel Parker, wr (113) .....Florida  
(choice acquired from San Francisco)
- 5b. traded to Cincinnati
- 5c. Terry Schmidt, cb (121) .....Ball State  
(choice acquired from Atlanta)
6. traded to Detroit
7. traded to Miami
- 8a. traded to N.Y. Jets
- 8b. Alvin Maxson, rb (201) .....Southern Methodist  
(choice acquired from Oakland)
9. Phil LaPorta, t (217) .....Penn State
- 10a. Frosty Anderson, wr (235) .....Nebraska  
(choice acquired from Houston)
- 10b. Tommy Thibodeaux, g (242) .....Tulane
11. Kent Merritt, wr (270) .....Virginia
12. James Buckmon, de (295) .....Pittsburgh
13. Mike Truax, lb (320) .....Tulane
14. Kent Marshall, s (348) .....Texas Christian
15. Larry Cipa, qb (373) .....Michigan
16. Don Coleman, lb (398) .....Michigan
17. Marvin Williams, wr (426) .....Western Illinois

## 1975 Draft

Held January 28-29, 1975

- 1a. Larry Burton, wr (7) ..... Purdue
- 1b. Kurt Schumacher, g (12) ..... Ohio State (choice acquired from N.Y. Jets for Billy Newsome)
2. Lee Gross, c (32) ..... Auburn
- 3a. Andrew Jones, rb (60) ..... Washington State
- 3b. Elois Grooms, de (63) ..... Tennessee Tech (choice acquired from Detroit through Minnesota)
- 4a. traded to San Francisco
- 4b. John Starkebaum, s (92) ..... Nebraska (choice acquired from Philadelphia)
- 4c. Charles Hall, de (99) ..... Tulane (choice acquired from St. Louis)
5. traded to Chicago
- 6a. traded to Detroit
- 6b. Mike Lemon, lb (149) ..... Kansas (choice acquired from Buffalo)
7. Steve Rogers, rb (163) ..... Louisiana State
8. Mike Strachan, rb (216) ..... Iowa State
9. Chuck Heater, rb (241) ..... Michigan
10. Danny Lee, p (266) ..... NE Louisiana
11. Ron Gustafson, wr (294) ..... North Dakota State
12. Jim Upchurch, rb (319) ..... Arizona
13. Randy Rhino, cb (343) ..... Georgia Tech
14. Grant Burget, rb (372) ..... Oklahoma
15. Mike McDonald, lb (397) ..... Catwaba
16. Greg Westbrook, lb (422) ..... Colorado

## 1976 Draft

Held April 8-9, 1976

1. Chuck Muncie, rb (3) ..... California
2. Tony Galbreath, rb (32) ..... Missouri
- 3a. Bob Simmons, t (77) ..... Texas (choice acquired from Washington through San Diego)
- 3b. Tinker Owens, wr (95) ..... Oklahoma
4. Scott Parrish, t (127) ..... Utah State
5. Terry Stieve, g (160) ..... Wisconsin
- 6a. traded to Miami
- 6b. Ed Bauer, g (201) ..... Notre Dame (choice acquired from Baltimore through Chicago & Oakland)
- 7a. Craig Cassidy, s (213) ..... Ohio State
- 7b. Warren Peiffer, dt (240) ..... Iowa
8. Junior Hardin, lb (269) ..... Eastern Kentucky
9. Greg Kokal, qb (294) ..... Kent State
10. Milton Butts, t (323) ..... North Carolina State
11. Kenny Downing, s (350) ..... Missouri
12. Rich Hucke, de (379) ..... Western Montana
13. Steve Seminoeff, dt (406) ..... Wichita State
14. Gene Jones, t (435) ..... Bowling Green
15. Scott MacDonald, te (462) ..... West Virginia

## 1977 Draft

Held May 3-4, 1977

1. Joe Campbell, de (7) ..... Maryland
2. Mike Fultz, dt (34) ..... Nebraska
3. Robert Watts, lb (64) ..... Boston College
4. traded to L.A. Rams for LB Ken Bordelon
- 5a. Dave Lafary, t (118) ..... Purdue
- 5b. Dave Hubbard, t (136) ..... Brigham Young (choice acquired from Baltimore)
- 6a. Cliff Parsley, p (147) ..... Oklahoma State
- 6b. Tom Schick, g (162) ..... Maryland (choice acquired from L.A. Rams)
7. Greg Boykin, rb (174) ..... Northwestern
8. Jimmy Stewart, s (201) ..... Tulsa
9. Dave Knowles, t (231) ..... Indiana
10. Rafael Septien, k (258) ..... SW Louisiana
11. John Blain, t (285) ..... San Jose State
12. Oakley Dalton, dt (315) ..... Jackson State

## 1978 Draft

Held May 2-3, 1978

1. Wes Chandler, wr (3) ..... Florida
2. James Taylor, t (33) ..... Missouri
3. Barry Bennett, dt (60) ..... Concordia (Minn.)
4. Don Schwartz, s (87) ..... Washington State
5. Eric Felton, cb (115) ..... Texas Tech
- 6a. Mike Rieker, qb (141) ..... Lehigh
- 6b. Francis Chesley, lb (157) ..... Wyoming (choice acquired from Washington through Houston)
7. traded to N.Y. Jets for de Richard Neal
8. Brooks Williams, te (199) ..... North Carolina
9. Richard Carter, cb (226) ..... North Carolina State
10. traded to N.Y. Giants for lb Pat Hughes
- 11a. Nathan Besant, dt (283) ..... Southern
- 11b. David Riley, rb (285) ..... West Virginia (choice acquired from Seattle)
12. Larry Hardy, te (309) ..... Jackson State

## 1979 Draft

Held May 3-4, 1979

1. Russell Erxleben, k-p (11) ..... Texas
2. Reggie Mathis, lb (38) ..... Oklahoma
3. traded to Miami as compensation for signing de Don Reese
4. Jim Kovach, lb (93) ..... Kentucky
5. Harlan Huckleby, rb (120) ..... Michigan
6. Ricky Ray, cb (146) ..... Norfolk State
7. Stan Sysma, lb (176) ..... Minnesota
8. Doug Panfil, g (202) ..... Tulsa
9. traded to Kansas City for dt Keith Simons
10. traded to Oakland for lb Floyd Rice
11. David Hall, wr (285) ..... Missouri-Rolla
12. Kelsey Finch, rb (311) ..... Tennessee

## 1980 Draft

Held April 29-30, 1980

1. Stan Brock, t (12) ..... Colorado
2. David Wayner, cb (41) ..... Notre Dame
3. traded to Minnesota for T Steve Riley
4. Mike Jolly, cb (96) ..... Michigan
5. traded to Minnesota for T Steve Riley
6. Lester Boyd, lb (150) ..... Kentucky
7. Mike Morucci, rb (177) ..... Bloomsburg State
8. Chuck Evans, lb (206) ..... Stanford
9. Frank Mordica, rb (233) ..... Vanderbilt
10. Tanya Webb, de (262) ..... Michigan State
11. George Woodard, rb (289) ..... Texas A&M
12. Kiser Lewis, lb (318) ..... Florida A&M

## 1981 Draft

Held April 28-29, 1981

1. George Rogers, rb (1) ..... South Carolina
1. Dave Wilson, qb ..... Illinois (Supplemental '81 draft choice)
- 2a. Russell Gary, s (29) ..... Nebraska
- 2b. Rickey Jackson, lb (51) ..... Pittsburgh (choice acquired from San Diego)
- 3a. Frank Warren, de (57) ..... Auburn
- 3b. Hoby Brenner, te (71) ..... Southern California (choice acquired from Minnesota)
4. traded to Miami for qb Guy Benjamin
- 5a. Louis Oubre, g (112) ..... Oklahoma
- 5b. Jerry Boyarsky, nt (128) ..... Pittsburgh (choice acquired from Minnesota)
- 6a. Nat Hudson, g (139) ..... Georgia
- 6b. Johnnie Poe, cb (144) ..... Missouri (choice acquired from Tampa Bay)
- 6c. Glen Redd, lb (166) ..... Brigham Young (choice acquired from Oakland)
7. Kevin Williams, wr (167) ..... Southern California
- 8a. traded to New England for g Sam Adams
- 8b. Gene Gladys, lb (214) ..... Penn State (choice acquired from Buffalo)
- 8c. Kevin Evans, s (215) ..... Arkansas (choice acquired from San Diego)

# NFL DRAFT HISTORY

9. Toussaint Tyler, rb (222) ..... Washington
10. Hokie Gajan, rb (249) ..... Louisiana State
11. Lester Mickens, wr (277) ..... Kansas
12. Jim Wilks, dt (305) ..... San Diego State

2. Mel Gray, rb (42) ..... Purdue  
(Los Angeles Express)
3. Steve Bearden, lb (69) ..... Vanderbilt  
(Memphis Showboats)

## 1982 Draft

*Held April 27-28, 1982*

- 1a. choice exercised in 1981 supplemental draft for qb Dave Wilson
- 1b. Lindsay Scott, wr (13) ..... Georgia  
(choice acquired from Green Bay through San Diego)
2. Brad Edelman, c (30) ..... Missouri
- 3a. Rodney Lewis, cb (58) ..... Nebraska
- 3b. Eugene Goodlow, wr (66) ..... Kansas State  
(choice acquired from Minnesota)
- 3c. Kenny Duckett, wr (68) ..... Wake Forest  
(choice acquired from Washington)
- 3d. John Krimm, s (76) ..... Notre Dame  
(choice acquired from San Diego)
4. Morten Andersen, k (86) ..... Michigan State
5. Tony Elliott, nt (114) ..... North Texas State
6. Marvin Lewis, rb (142) ..... Tulane
7. traded to Miami for qb Guy Benjamin
- 8a. Chuck Slaughter, t (198) ..... South Carolina
- 8b. traded to Washington
9. traded to Washington
10. traded to Washington
11. traded to Washington
12. traded to Washington

## 1983 Draft

*Held April 26-27, 1983*

1. traded to Green Bay for de Bruce Clark
2. Steve Korte, g (38) ..... Arkansas
- 3a. John Tice, te (85) ..... Maryland
- 3b. Cliff Austin, rb (66) ..... Clemson  
(choice acquired from Buffalo through St. Louis)
4. Gary Lewis, dt (98) ..... Oklahoma State
5. traded to Denver
6. traded to Cincinnati for te Don Bass
7. traded to Kansas City for lb Whitney Paul
8. David Greenwood, s (206) ..... Wisconsin
9. traded to New England
10. traded to New England
11. traded to New England
12. traded to New England

## 1984 Draft

*Held May 1-2, 1984*

1. traded to N.Y. Jets for qb Richard Todd
2. James Geathers, dt (42) ..... Wichita State
- 3a. Terry Hoage, s (68) ..... Georgia  
(choice acquired from Buffalo)
- 3b. Tyrone Anthony, rb (69) ..... North Carolina
- 4a. traded to Denver for g Kelvin Clark
- 4b. Joel Hilgenberg, c (97) ..... Iowa  
(choice acquired from New England)
5. Jitter Fields, cb (123) ..... Texas
6. Don Thorp, nt (156) ..... Illinois
7. traded to L.A. Raiders for past consideration
8. Clemon Terrell, rb (210) ..... Southern Mississippi
9. Brian Hansen, p (237) ..... Sioux Falls College
10. Paul David Gray, lb (264) ..... Western Kentucky
11. Michel Bourgeau, dt (291) ..... Boise State
12. Byron Nelson, t (324) ..... Arizona

## 1984 USFL SUPPLEMENTAL DRAFT

*Held June 5, 1984*

A supplemental draft was held for those players who had been eligible to be drafted by NFL teams, but who hadn't been drafted due to contracts with other professional leagues (USFL or CFL). The draft gave NFL teams the league rights to the players if they ever became free agents (through May 1, 1988).

1. Vaughan Johnson, lb (15) ..... North Carolina State  
(Jacksonville Bulls)

## 1985 Draft

*Held April 30-May 1, 1985*

- 1a. traded to Houston for RB Earl Campbell
- 1b. Alvin Toles, lb (24) ..... Tennessee  
(choice acquired from Washington)
2. Daren Gilbert, t (38) ..... Cal State-Fullerton
3. Jack Del Rio, lb (68) ..... Southern California
4. Billy Allen, s (95) ..... Florida State
5. traded to Washington for RB George Rogers
6. traded to Atlanta for TE Junior Miller
7. Eric Martin, wr (179) ..... Louisiana State
8. Joe Kohlbrand, lb (206) ..... Miami (Fla.)
9. Earl Johnson, cb (236) ..... South Carolina
10. traded to Washington for RB George Rogers
11. traded to Washington for RB George Rogers
12. Treg Songy, s (320) ..... Tulane

## 1986 Draft

*Held April 29-30, 1986*

- 1a. traded to Indianapolis
- 1b. Jim Dombrowski, t (6) ..... Virginia  
(choice acquired from Indianapolis)  
(swapped 1st-round picks with Indianapolis)
2. Dalton Hilliard, rb (31) ..... Louisiana State
- 3a. Rueben Mayes, rb (57) ..... Washington State  
(choice acquired from Tampa Bay)
- 3b. Pat Swilling, lb (60) ..... Georgia Tech  
(choice acquired from Indianapolis)
- 3c. Barry Word, rb (62) ..... Virginia
4. Kelvin Edwards, wr (88) ..... Liberty Baptist
5. Reggie Sutton, cb (115) ..... Miami (Fla.)
6. Robert Thompson, wr (142) ..... Youngstown State
7. Gill Fenerty, rb (173) ..... Holy Cross
8. Filipo Mokofisi, lb (200) ..... Utah
9. Merlon Jones, lb (226) ..... Florida A&M
10. Jonathan Dumbauld, de (253) ..... Kentucky
11. Patrick Swoopes, nt (284) ..... Mississippi State
12. Sebastian Brown, wr (311) ..... Bethune-Cookman

## 1987 Draft

*Held April 28-29, 1987*

1. Shawn Knight, de (11) ..... Brigham Young
2. Lonzell Hill, wr (40) ..... Washington
3. Michael Adams, cb (67) ..... Arkansas State
4. Steve Trapilo, g (96) ..... Boston College
5. Milton Mack, cb (123) ..... Alcorn State
6. Thomas Henley, wr (152) ..... Stanford
7. Gene Atkins, s (179) ..... Florida A&M
8. Toi Cook, cb (207) ..... Stanford
9. Scott Leach, lb (234) ..... Ohio State
10. Robert Clark, wr (263) ..... North Carolina Central
11. Arthur Wells, te (290) ..... Grambling State
12. Tyrone Sorrells, g (319) ..... Georgia Tech

## 1988 Draft

*Held April 24-25, 1988*

1. Craig Heyward, fb (24) ..... Pittsburgh
2. Brett Perriman, wr (52) ..... Miami (Fla.)
- 3a. traded to Denver
- 3b. Tony Stephens, nt (81) ..... Clemson  
(choice acquired from Denver)
4. Lydell Carr, fb (106) ..... Oklahoma
- 5a. Greg Scales, te (112) ..... Wake Forest  
(from Kansas City for LB Jack Del Rio)
- 5b. Keith Taylor, cb (134) ..... Illinois
6. Bob Sims, g (162) ..... Florida
7. Brian Forde, lb (190) ..... Washington State
8. Glenn Derby, t (218) ..... Wisconsin
9. Clarence Nunn, cb (246) ..... San Diego State
- 10a. Todd Santos, qb (274) ..... San Diego State
- 10b. Vincent Fizer, lb (276) ..... Southern



# NFL DRAFT HISTORY

- (choice acquired from Denver)  
 11. Gary Couch, rb (302) ..... Minnesota  
 12. Paul Jurgensen, lb (330) ..... Georgia Tech

## 1989 Draft

*Held April 23-24, 1989*

1. Wayne Martin, de (19) ..... Arkansas  
 2. Robert Massey, cb (46) ..... North Carolina Central  
 3. Kim Phillips, cb (79) ..... North Texas State  
 4. Michael Mayes, cb (106) ..... Louisiana State  
 5. Kevin Haverdink, t (133) ..... Western Michigan  
 6. Floyd Turner, wr (159) ..... Northwestern State (La.)  
 7. David Griggs, lb (186) ..... Virginia  
 8. Fred Hadley, wr (213) ..... Mississippi State  
 9. Jerry Leggett, lb (246) ..... Cal State-Fullerton  
 10. Joe Henderson, rb (273) ..... Iowa State  
 11. Calvin Nicholson, cb (300) ..... Oregon State  
 12. Michael Cadore, wr (327) ..... Eastern Kentucky

## 1990 Draft

*Held April 22-23, 1990*

1. Renaldo Turnbull, de (14) ..... West Virginia  
 2. Vince Buck, cb (44) ..... Central State (Ohio)  
 3. Joel Smeenge, de (71) ..... Western Michigan  
 4. DeMond Winston, lb (98) ..... Vanderbilt  
 5. Charles Arbuckle, te (125) ..... UCLA  
 6a. Mike Buck, qb (156) ..... Maine  
 6b. James Williams, lb (158) ..... Mississippi State  
 (choice acquired from Minnesota through Dallas and L.A. Raiders)  
 7. Scott Hough, g/t (183) ..... Maine  
 8a. Gerry Gdowski, qb (207) ..... Nebraska  
 (choice acquired from L.A. Raiders)  
 8b. Derrick Carr, de (210) ..... Bowling Green  
 9a. Broderick Graves, rb (233) ..... Winston-Salem State  
 (choice acquired from L.A. Raiders)  
 9b. Lonnie Brockman, lb (236) ..... West Virginia  
 10a. Gary Cooper, wr (260) ..... Clemson  
 (choice acquired from L.A. Raiders)  
 10b. Ernest Spears, s (267) ..... Southern California  
 11a. Webbie Burnett, nt (287) ..... Western Kentucky  
 (choice acquired from L.A. Raiders)  
 11b. traded to Philadelphia for RB Bobby Morse  
 12. Chris Port, t (320) ..... Duke

## 1991 Draft

*Held April 21-22, 1991*

1. traded to Dallas for QB Steve Walsh  
 2. Wesley Carroll, wr (42) ..... Miami (Fla.)  
 3. traded to Dallas for QB Steve Walsh  
 4. traded to L.A. Raiders for #6, 8, 9, 10, 11 in 1990  
 5. Reggie Jones, cb (126) ..... Memphis State  
 6. Fred McAfee, rb (154) ..... Mississippi College  
 7. Hayward Haynes, g (182) ..... Florida State  
 8. Frank Wainwright, te (237) ..... Northern Colorado  
 9. Anthony Wallace, rb (237) ..... California  
 10. traded to Tampa Bay for DT Robert Goff  
 11. Scott Ross, lb (293) ..... Southern California  
 12. Mark Drabczak, g (321) ..... Minnesota

## 1992 Draft

*Held April 26-27, 1992*

1. Vaughn Dunbar, rb (21) ..... Indiana  
 2. traded to Dallas for QB Steve Walsh  
 3a. Tyrone Legette, cb (72) ..... Nebraska  
 (choice acquired from L.A. Raiders through Tampa Bay)  
 3b. traded to Tampa Bay  
 4a. Gene McGuire, c (95) ..... Notre Dame  
 (choice acquired from Seattle for RB Rueben Mayes)  
 4b. Sean Lumpkin, s (106) ..... Minnesota  
 5a. traded to Houston for RB Allen Pinkett  
 5b. Torrance Small, wr (138) ..... Alcorn State  
 (choice acquired from Detroit for WR Brett Periman)  
 6. Kary Vincent, cb (164) ..... Texas A&M  
 7. traded to L.A. Raiders for S Vencie Glenn  
 8. Robert Stewart, nt (218) ..... Alabama

9. Donald Jones, lb (245) ..... Washington  
 10. Marcus Dowdell, wr (276) ..... Tennessee State  
 11. Mike Gisler, g (303) ..... Houston  
 12. Scott Adell, t (330) ..... North Carolina State

## 1993 Draft

*Held April 25-26, 1993*

- 1a. William Roaf, t (8) ..... Louisiana Tech  
 (choice acquired from Detroit for LB Pat Swilling)  
 1b. Irv Smith, te (20) ..... Notre Dame  
 (choice acquired from Phoenix through San Francisco in exchange of first-round picks)  
 2. Reggie Freeman, lb (53) ..... Florida State  
 3. traded to San Francisco as part of exchange of first-round picks  
 4a. Lorenzo Neal, lb (89) ..... Fresno State  
 (choice acquired from Detroit for LB Pat Swilling)  
 4b. Derek Brown, rb (109) ..... Nebraska  
 5. Tyrone Hughes, cb (137) ..... Nebraska  
 6. Ronnie Dixon, nt (165) ..... Cincinnati  
 7. Othello Henderson, s (193) ..... UCLA  
 8. Jon Kirksey, nt (221) ..... Cal State- Sacramento

## 1994 Draft

*Held April 24-25, 1994*

- 1a. traded to N.Y. Jets (12)  
 (swapped 1st-round picks with N.Y. Jets)  
 1b. Joe Johnson, de (13) ..... Louisville  
 (choice acquired from N.Y. Jets)  
 2. Mario Bates, rb (44) ..... Arizona State  
 3. Winfred Tubbs, lb (79) ..... Texas  
 4. Doug Nussmeier, qb (116) ..... Idaho  
 5a. Herman Carroll, de (142) ..... Mississippi State  
 5b. Craig Novitsky, g (143) ..... UCLA  
 (choice acquired from N.Y. Jets in above trade)  
 6. Derrell Mitchell, wr (176) ..... Texas Tech  
 7. Lance Lundberg, t (213) ..... Nebraska

## 1995 Draft

*Held April 22-23, 1995*

1. Mark Fields, lb (13) ..... Washington St.  
 2. Ray Zellars, rb (44) ..... Notre Dame  
 3. Mike Versteegen, t (75) ..... Wisconsin  
 4. Damae Jeffries, de (108) ..... Alabama  
 5. William Strong, cb (148) ..... North Carolina St.  
 6. Lee DeRamus, wr (184) ..... Wisconsin  
 7a. traded to Rams for QB Jim Everett  
 7b. Travis Davis, s (242) ..... Notre Dame  
 (Compensatory)

## 1996 Draft

*Held April 20-21, 1996*

1. Alex Molden, cb (11) ..... Oregon  
 2. Je'Rod Cherry, cb (40) ..... California  
 3. Brady Smith, de (70) ..... Colorado St.  
 4. Ricky Whittle, rb (103) ..... Oregon  
 5a. Mercury Hayes, wr (136) ..... Michigan  
 (from Baltimore for CB Reginald Jones)  
 5b. Tom Ackerman, g (145) ..... Eastern Washington  
 5c. Terry Guess, wr (165) ..... Gardner-Webb  
 (Compensatory)  
 6a. Keno Hills, t (179) ..... Southwestern Louisiana  
 6b. Toderick Malone, wr (204) ..... Alabama  
 (Compensatory)  
 7a. traded to Oakland for DT Willie Broughton  
 7b. Henry Lusk, te (246) ..... Utah  
 (Compensatory)

## 1997 Draft

*Held April 19-20, 1997*

- 1a. traded to Oakland for #10, #39, #107, WR Daryl Hobbs (2)  
 1b. Chris Nacole, g (10) ..... Colorado  
 (choice acquired from Oakland for #2, #166)



# NFL DRAFT HISTORY

- 2a. Rob Kelly, s (33) .....Ohio St.
- 2b. Jared Tomich, de (39) .....Nebraska  
(choice acquired from Oakland for #2, #166)
3. Troy Davis, rb (62) .....Iowa St.
- 4a. Danny Wuerffel, qb (99) .....Florida  
traded to Houston for #116, #165 (from Oakland for #2,  
#166)
- 4c. Keith Poole, wr (116) .....Arizona St.  
(choice acquired from Kansas City through Houston)
5. traded to Washington for QB Heath Shuler (132)
- 6a. Nicky Savoie, te (165) .....LSU  
(from Atlanta through Houston)
- 6b. Traded to Oakland for #10, #39, #107, WR Daryl Hobbs  
(166)
7. Traded to Oakland for DT Austin Robbins (203)

## 1998 Draft

*Held April 18-19, 1998*

1. Kyle Turley, t (7) .....San Diego St.
2. Cameron Cleeland, te (40) .....Washington  
traded to Washington for QB Heath Shuler (69)
- 4a. Fred Weary, cb (97) .....Florida  
(choice acquired from Oakland for CB Eric Allen)
- 4b. Julian Pittman, de (99) .....Florida St.
5. Wilmont Perry, rb (132) .....Livingstone
6. Chris Bordano, lb (161) .....SMU  
traded to Carolina for S Chad Cota (196)
- 7a. Andy McCullough, wr (204) .....Tennessee  
(choice acquired from Seattle for WR Daryl Hobbs)
- 7c. Ron Warner, lb (239) .....Kansas  
(Compensatory)

## 1999 Draft

*Held April 17-18, 1999*

- 1a. Ricky Williams, rb (5) .....Texas  
(choice acquired from Washington for 1st (12),  
3rd (71), 4th (107), 5th (144), 6th (179) & 7th  
(218) round draft choices and 1st & 3rd in 2000  
NFL Draft)
- 1b. traded to Washington Redskins (12)
2. traded to St. Louis Rams for WR Eddie Kennison (41)
3. traded to Washington Redskins (71)
4. traded to Washington Redskins (107)
5. traded to Washington Redskins (144)
6. traded to Washington Redskins (179)
7. traded to Washington Redskins (218)

## 2000 Draft

*Held April 15-16, 2000*

1. Traded to Washington for #5 in 1999 (2)
2. Darren Howard, de (33) .....Kansas State
3. Traded to Washington for #5 in 1999 (64)
4. Terrelle Smith, rb (96) .....Arizona State
- 5a. Tutan Reyes, t (131) .....Mississippi
- 5b. From Chicago for WR Eddie Kennison to  
Indianapolis for #158 & #195
- 5c. Austin Wheatley te (158) .....Iowa  
(choice acquired from Indianapolis with #195 for #138)
- 5d. Chad Morton, rb (166) .....Southern California  
(Compensatory)
- 6a. Marc Bulger, qb (168) .....West Virginia
- 6b. Michael Hawthorne, cb (195) .....Purdue  
(choice acquired from Indianapolis with #158 for #138)
- 6c. Sherrod Gideon, wr (200) .....Southern Mississippi  
(Compensatory)
- 7a. traded to Kansas City in exchange for defensive  
coordinator Ron Zook (208)
- 7b. Kevin Houser, rb (228) .....Ohio State  
(choice acquired from Kansas City along with  
defensive coordinator Ron Zook for #208)

## 2001 Draft

*Held April 21-22, 2001*

1. Deuce McAllister, rb (23) .....Mississippi
2. traded to Dallas for #70 & #81
3. traded to Green Bay for qb Aaron Brooks and te

- Lamont Hall
- 3a. Sedrick Hodge, lb (70) .....North Carolina  
(choice acquired from Dallas)
- 3b. Kenny Smith, dt (81) .....Alabama  
(choice acquired from Indianapolis through Dallas)
4. Moran Norris, rb (115) .....Kansas
5. Onome Ojo, wr (153) .....Cal-Davis
6. Mitch White, t (185) .....Oregon State
7. Ennis Davis, dt (221) .....Southern California

## 2002 Draft

*Held April 20-21, 2002*

- 1a. Donté Stallworth, wr (13) .....Tennessee
- 1b. Charles Grant, de (25) .....Georgia  
(choice acquired from Miami with #125 for RB  
Ricky Williams & #114)
2. LeCharles Bentley, c (44) .....Ohio State
3. James Allen, lb (82) .....Oregon State
4. Keyuo Craver, cb (125) .....Nebraska  
(choice acquired from Miami)
5. Mel Mitchell, s (150) .....Western Kentucky
- 6a. J.T. O'Sullivan, qb (186) .....Cal-Davis
- 6b. John Gilmore, te (196) .....Penn State  
(choice acquired from N.Y. Jets for RB Chad Morton)
7. Derrius Monroe, de (224) .....Virginia Tech

## 2003 Draft

*Held April 26-27, 2003*

1. Johnathan Sullivan, dt (6) .....Georgia  
(choice acquired from Arizona for the Saints' two  
1st round picks (#17 and #18). As part of the  
trade, the two clubs swapped second-round picks  
and the Saints received Arizona's fourth-round  
selection.)
2. Jon Stinchcomb, t (37) .....Georgia  
(choice acquired from Arizona in exchange of  
second-round picks; Arizona received #54)
- 3a. (# 78, from Kansas City for T William Roaf)  
choice traded to New England for S Tebucky  
Jones, along with a seventh-round selection (239)  
and a fourth-round pick in 2004.
- 3b. Cie Grant, lb (86) .....Ohio State
- 4a. Montrae Holland, g (102)  
(choice acquired from Arizona as part of trade of  
first-round picks)
- 4b. (#118), choice traded to Cincinnati for RB Curtis  
Keaton
5. Melvin Williams, de (155) .....Kansas State
- 6a. (#190), choice traded to Minnesota for QB Todd  
Bouman
- 6b. Kareem Kelly, wr (203) .....Southern California  
(choice acquired from Seattle Seahawks, through  
Green Bay, for DT Norman Hand)
- 7a. Talman Gardner, wr (231) .....Florida State
- 7b. (#239, from Indianapolis for RB Ricky Williams),  
choice traded to New England for S Tebucky Jones.

## 2004 Draft

*Held April 24-25, 2004*

1. Will Smith, de (18) .....Ohio State  
(#48), choice traded to Minnesota in exchange for  
the Vikings' second-round pick (#50) and fifth-  
round pick (#151)
- 2b. Devry Henderson (50) .....Louisiana State  
(choice acquired from Minnesota as part of swap  
of 2nd round picks)
- 2c. Courtney Watson (60) .....Notre Dame  
(choice acquired from St. Louis for T Kyle Turley)  
(#81), choice traded to Washington. The two clubs  
swapped 2004 fifth-round picks (the Saints' #151  
for Washington's #139) and New Orleans received  
the Redskins' second-round pick in 2005.
4. (#113), choice traded to New England for S  
Tebucky Jones
- 5a. Rodney Leisle, dt (139) .....UCLA  
(choice acquired from Washington. The two clubs  
swapped 2004 fifth-round picks (the Saints' #151  
for Washington's #139) and New Orleans received  
the Redskins' second-round pick in 2005.)

- 5b. (#150), choice traded to Jacksonville for CB Jason Craft
- 5c. (#151) choice traded to Washington. The two clubs swapped 2004 fifth-round picks (the Saints' #151 for Washington's #139) and New Orleans received the Redskins' second-round pick in 2005.
- 5d. Mike Karney (156) ..... Arizona State (choice acquired from Dallas. The Saints sent their sixth- (#182) and seventh-round (#206) choices to the Cowboys for the fifth-round pick.)
6. (#182), choice traded to Dallas for fifth-round pick (#156)
- 7a. (#206), choice traded to Dallas Cowboys for fifth-round pick (#156). Pick originally acquired from Washington in 2003 trade of DT Martin Chase.
- 7b. (#206), choice traded to Miami in 2003 trade for LB Derrick Rodgers.
- 7c. Colby Bockwoldt (240) ..... Brigham Young

## 2005 Draft

Held April 23-24, 2005

1. Jammal Brown, t (13) ..... Oklahoma (choice acquired from Houston. The Saints sent their first-round pick (18th overall) to Houston in exchange for the Texans' first-round choice (13th overall) and a third-round pick in 2006.
- 2a. Josh Bullocks, s (40) ..... Nebraska ( . . . choice acquired from Washington in 2004 draft day trade. New Orleans sent its third-round pick in 2004 to the Redskins for this second-round choice. The two clubs also swapped 2004 fifth-round choices in the trade.)
- 2b. (#51) (choice traded to Green Bay along with QB J.T. O'Sullivan in 10/4/04 trade for CB Mike McKenzie )
3. Alfred Fincher, lb (82) ..... Connecticut
4. Chase Lyman, wr (118) ..... California
5. Adrian McPherson, qb (152) ..... Florida State
6. Jason Jefferson, dt (193) ..... Wisconsin
7. Jimmy Verdon, de (232) ..... Arizona State

## 2006 Draft

Held April 29-30, 2006

1. Reggie Bush, rb (2) ..... Southern California
- 2a. (#34), choice traded to Cleveland for C Jeff Faine and the ..... Browns' second-round pick (#43)
- 2b. Roman Harper, s (43) ..... Alabama (#66) (choice traded to Houston in 4/23/05 trade with Texans to move up from 18th to 13th overall and select T Jammal Brown )
- 4a. (#99) (choice traded to Philadelphia for Eagles' fourth-round pick (#108) and DT Hollis Thomas.
- 4b. Jahri Evans, g (108) ..... Bloomsburg
5. Rob Ninkovich, de (135) ..... Purdue
- 6a. Mike Hass, wr (171) ..... Oregon State
- 6b. Josh Lay, cb (174) ..... Pittsburgh (choice acquired from Green Bay in 2005 trade for CB Mike McKenzie)
- 7a. Zach Strief, t (210) ..... Northwestern
- 7b. Marques Colston, wr (252) ..... Hofstra (Compensatory Selection)

## 2007 Draft

Held April 28-29, 2007

1. Robert Meachem, wr (27) ..... Tennessee
- 2a. (#58), Choice traded to Detroit for third-round pick (#66) and fifth-round pick (145th)
- 3a. Usama Young, cb (66) ..... Kent State
- 3b. Andy Allen, g (88) ..... Akron
- 4a. Antonio Pittman, rb (107), choice from Houston ..... Ohio State
4. (#123) Traded to Houston with fifth-round pick (#163) for fourth-round pick (#107)
- 4b. Jermon Bushrod, t (125) ..... Towson
- (#126) To Indianapolis as compensation for signing . . . Restricted Free Agent cb Jason David
5. David Jones, cb (145) ..... Wingate
5. (#163) Traded to Houston with fourth-round pick (#123) for fourth- round pick (#107)
6. (#199) Traded to the Miami Dolphins for k Olindo Mare
7. Marvin Mitchell, lb (220) ..... Tennessee

## 2008 Draft

Held April 26-27, 2008

1. Sedrick Ellis, dt (7) ..... Southern California (choice from New England)
2. Tracy Porter, cb (40) ..... Indiana
3. (#78) Traded to New England along with first-round pick (#10) for first-round pick (#7) and fifth-round pick (#164) (#113) Traded to N.Y. Jets for lb Jonathan Vilma
- 4a. DeMario Pressley, dt (144) ..... North Carolina State (choice from Detroit)
5. (#146) Traded to Detroit along with seventh-round pick (#218) for fifth-round pick (#144)
- 5b. Carl Nicks, t/g (164) ..... Nebraska (choice from New England)
6. Taylor Mchilhaft, k (178) ..... Wisconsin
7. Adrian Arrington, wr (237) ..... Michigan (choice acquired from Green Bay in exchange for sixth-round pick in 2009 draft)

## 2009 Draft

Held April 25-26, 2009

1. Malcolm Jenkins, cb (14) ..... Ohio State
2. (#45) Traded to N.Y. Giants along with fifth-round pick (#152) in exchange for te Jeremy Shockey
3. (#76) Traded to N.Y. Jets along with 2008 fourth-round pick in exchange for lb Jonathan Vilma and 2009 fourth-round pick (#118)
- 4a. Chip Vaughn, s (116) ..... Wake Forest
- 4b. Stanley Arnoux, lb (118) ..... Wake Forest (choice from N.Y. Jets)
5. (#151) Traded to N.Y. Giants
5. Thomas Morstead, p (164) ..... Southern Methodist (choice from Philadelphia)
6. (#184) Traded to Green Bay in exchange for 2008 seventh-round pick
7. (#222) Traded to Philadelphia along with fifth-round pick in 2010 draft in exchange for fifth-round pick (#164)

## 2010 Draft

Held April 22-24, 2010

1. Patrick Robinson, cb (32) ..... Florida State
2. Charles Brown, t (64) ..... Southern California
3. Jimmy Graham, te (95) ..... Miami (Fla.)
4. Al Woods, dt (123) ..... Louisiana State (choice from Arizona)
5. Matt Tennant, c (158) ..... Boston College (choice from Jacksonville (acquired in exchange for 2011 fourth-round pick)
5. (#163) Traded to Philadelphia
6. (#201) Traded to Arizona with #130 in exchange for #123
7. Sean Canfield, qb (239) ..... Oregon State

## Draft Summary

In 44 college drafts, the Saints have selected 508 players.

(Player totals include QB Dave Wilson, selected in the 1981 Supplemental Draft; does not include players taken in 1984 USFL Supplemental Draft).

**BY POSITION:** 65 RB; 64 WR; 61 LB; 56 CB; 41 DE; 41 T; 39 G; 36 S; 31 DT; 28 TE; 19 QB; 9 C; 8 FB; 6 P and 4 K.

**MOST BY COLLEGE:** 17 – Southern California; 15 – Nebraska; 12 – Ohio State; 11 – Notre Dame; 10 – Michigan, Tennessee; 9 – Florida State, Louisiana State, Oklahoma; 8 – Georgia, Missouri, Tulane; 7 – Florida, Mississippi, Wisconsin; 6 – Alabama, Kansas, Oregon State, Pittsburgh, San Diego State, Washington State, West Virginia; 5 – Arizona State, Brigham Young, Colorado, Houston, Miami (Fla.), Minnesota, Mississippi State, North Carolina, North Carolina State, Purdue, Southern, Texas, Tulsa, Virginia, Wake Forest, Washington; 4 – Alcorn State, Arizona, Arkansas, Arkansas State, Boston College, California, Georgia Tech, Grambling State, Iowa State, Kansas State, Kentucky, Northwestern, Oklahoma State, Penn State, South Carolina, Southern Methodist, Stanford, UCLA.

# SAINTS IN PRIME TIME

Date	Score	Site	Attendance
<b>Monday Night Football (11-17)</b>			
Sept. 25, 1972	Kansas City 20, New Orleans 17 (ABC)	Tulane Stadium	70,793
Sept. 24, 1973	Dallas 40, New Orleans 3 (ABC)	Texas Stadium	52,715
Nov. 25, 1974	Pittsburgh 28, New Orleans 7 (ABC)	Tulane Stadium	71,907
Dec. 3, 1979	Oakland 42, New Orleans 35 (ABC)	Louisiana Superdome	65,541
Nov. 24, 1980	L.A. Rams 27, New Orleans 7 (ABC)	Louisiana Superdome	53,448
Nov. 21, 1983	N.Y. Jets 31, New Orleans 28 (ABC)	Louisiana Superdome	68,606
Nov. 19, 1984	New Orleans 27, Pittsburgh 24 (ABC)	Louisiana Superdome	66,005
Oct. 3, 1988	New Orleans 20, Dallas 17 (ABC)	Louisiana Superdome	68,474
Nov. 6, 1989	San Francisco 31, New Orleans 13 (ABC)	Candlestick Park	60,667
Dec. 18, 1989	New Orleans 30, Philadelphia 20 (ABC)	Louisiana Superdome	59,218
Sept. 10, 1990	San Francisco 13, New Orleans 12 (ABC)	Louisiana Superdome	68,629
Dec. 31, 1990	New Orleans 20, L.A. Rams 17 (ABC)	Louisiana Superdome	68,647
Dec. 16, 1991	New Orleans 27, L.A. Raiders 0 (ABC)	Louisiana Superdome	68,625
Nov. 23, 1992	New Orleans 20, Washington 3 (ABC)	Louisiana Superdome	68,591
Nov. 22, 1993	San Francisco 42, New Orleans 7 (ABC)	Candlestick Park	66,500
Dec. 20, 1993	N.Y. Giants 24, New Orleans 14 (ABC)	Louisiana Superdome	69,036
Nov. 28, 1994	San Francisco 35, New Orleans 14 (ABC)	Louisiana Superdome	61,304
Dec. 19, 1994	Dallas 24, New Orleans 16 (ABC)	Louisiana Superdome	67,323
Dec. 17, 2001	St. Louis 34, New Orleans 21 (ABC)	Louisiana Superdome	70,332
Sept. 19, 2005*	N.Y. Giants 27, New Orleans 10 (ABC/ESPN)	Giants Stadium	68,031
Dec. 12, 2005	Atlanta 36, New Orleans 17 (ABC)	Georgia Dome	70,083
Sept. 25, 2006	New Orleans 23, Atlanta 3 (ESPN)	Louisiana Superdome	70,003
Sept. 24, 2007	Tennessee 31, New Orleans 14 (ESPN)	Louisiana Superdome	70,002
Dec. 10, 2007	New Orleans 34, Atlanta 14 (ESPN)	Georgia Dome	69,553
Oct. 6, 2008	Minnesota 30, New Orleans 27 (ESPN)	Louisiana Superdome	70,015
Nov. 24, 2008	New Orleans 51, Green Bay 29 (ESPN)	Louisiana Superdome	70,668
Nov. 2, 2009	New Orleans 35, Atlanta 27 (ESPN)	Louisiana Superdome	70,088
Nov. 30, 2009	New Orleans 38, New England 17 (ESPN)	Louisiana Superdome	70,768

\* - Game originally scheduled for Sept. 18, broadcast by both ABC and ESPN

<b>Sunday Night (11-12)</b>			
Oct. 21, 1984	Dallas 30, New Orleans 27 OT (ABC)	Texas Stadium	50,966
Nov. 27, 1988	N.Y. Giants 13, New Orleans 12 (ESPN)	Louisiana Superdome	66,526
Nov. 26, 1989	L.A. Rams 20, New Orleans 17 OT (ESPN)	Louisiana Superdome	64,274
Sept. 15, 1991	New Orleans 24, L.A. Rams 7 (TNT)	Louisiana Superdome	68,583
Nov. 24, 1991	Atlanta 23, New Orleans 20 OT (ESPN)	Louisiana Superdome	68,591
Sept. 27, 1992	San Francisco 16, New Orleans 10 (TNT)	Louisiana Superdome	68,591
Oct. 11, 1992	New Orleans 13, L.A. Rams 10 (TNT)	Louisiana Superdome	68,591
Sept. 5, 1993	New Orleans 33, Houston 21 (TNT)	Louisiana Superdome	69,029
Dec. 11, 1994	New Orleans 29, Atlanta 20 (ESPN)	Georgia Dome	61,307
Nov. 26, 1995	New Orleans 34, Carolina 26 (ESPN)	Louisiana Superdome	39,580
Nov. 3, 1996	San Francisco 24, New Orleans 17 (ESPN)	Louisiana Superdome	53,297
Oct. 5, 1997	New Orleans 20, Chicago 17 (TNT)	Soldier Field	58,865
Nov. 22, 1998	San Francisco 31, New Orleans 20 (ESPN)	3Com Park	68,429
Nov. 21, 1999	Jacksonville 41, New Orleans 23 (ESPN)	ALLTEL Stadium	69,772
Nov. 4, 2001	N.Y. Jets 16, New Orleans 9 (ESPN)	Louisiana Superdome	70,020
Dec. 30, 2001	Washington 40, New Orleans 10 (ESPN)	Louisiana Superdome	70,020
Dec. 1, 2002	New Orleans 23, Tampa Bay 20 (ESPN)	Louisiana Superdome	68,226
Sept. 28, 2003	Indianapolis 55, New Orleans 21 (ESPN)	Louisiana Superdome	70,020
Dec. 14, 2003	New Orleans 45, N.Y. Giants (ESPN)	Louisiana Superdome	68,399
Oct. 17, 2004	Minnesota 38, New Orleans 31 (ESPN)	Louisiana Superdome	64,900
Nov. 27, 2005	New Orleans 21, N.Y. Jets 19 (ESPN)	Giants Stadium	77,152
Dec. 10, 2006	New Orleans 42, Dallas 17 (NBC)	Texas Stadium	63,722
Oct. 14, 2007	New Orleans 28, Seattle 17 (NBC)	Qwest Field	68,296
<b>Thursday Night (1-2)</b>			
Dec. 3, 1992	New Orleans 22, Atlanta 14 (ESPN)	Louisiana Superdome	68,591
Sept. 14, 2007	Indianapolis 41, New Orleans 10 (NBC)	RCA Dome	57,361
Dec. 11, 2008	Chicago 27, New Orleans 24 OT (NFL Network)	Soldier Field	61,692
<b>Saturday Night (0-1)</b>			
Dec. 19, 2009	Dallas 24, New Orleans 17 (NFL Network)	Louisiana Superdome	70,213

Home games in bold

Record in Prime Time: 23-32 (ABC 6-15; ESPN 11-12; ESPN/ABC 0-1; TNT 4-1; NBC 2-1; NFL Network 0-2)

## Saints Hall of Fame

The Saints Hall of Fame Museum is dedicated to preserving the history of the New Orleans Saints and honoring deserving Saints players. Memorabilia and exhibits showcase the history of the franchise as well as Saints highlight films and interactive exhibits. Induction weekend is usually held in early November.

### HALL OF FAME INDUCTEES

1988: QB Archie Manning, WR Danny Abramowicz  
 1989: S Tommy Myers, K Tom Dempsey  
 1990: QB Billy Kilmer  
 1991: NT Derland Moore, RB Tony Galbreath  
 1992: RB George Rogers, G Jake Kupp, C John Hill  
 1993: LB Joe Fiederspiller  
 1994: GM Jim Finks, TE Henry Childs  
 1995: DE Bob Pollard, DE Doug Atkins  
 1996: CB Dave Whitsett, DB Dave Wayner  
 1997: LB Rickey Jackson, T Stan Brock  
 1998: RB Dalton Hilliard, LB Sam Mills  
 1999: QB Bobby Hebert, WR Eric Martin  
 2000: LB Vaughan Johnson, LB Pat Swilling  
 2001: TE Hoby Brenner, DE Jim Wilks  
 2002: Coach Jim Mora, DE Frank Warren  
 2003: DE Wayne Martin, G/T Jim Dombrowski  
 2004: Det. Coord. Steve Sidwell, RB Reuben Mayes  
 2006: C Joel Hilgenberg  
 2007: DE Joe Johnson  
 2008: T William Roaf

2009: K Morten Andersen  
 2010: WR Joe Horn

### JOE GEMELLI "FLEUR-DE-LIS" AWARD

(Awarded yearly to a player who has contributed to the betterment of the Saints organization)

1989: Al Hirt  
 1990: Joe Gemelli  
 1991: Dave Dixon  
 1992: Charlie Kertz  
 1993: Wayne Mack  
 1994: Erby Aucoin  
 1995: Aaron Broussard  
 1996: Marie Knutson  
 1997: Angela Hill  
 1998: Joe Impastato  
 1999: Frank Wilson  
 2000: Bob Remy  
 2001: Peter (Champ) Clark  
 2002: Dean Kleinschmidt  
 2003: Jim Fast  
 2004: Bob Roesler  
 2006: Buddy Dilbert  
 2007: Saints Fans  
 2008: Barra Bircher  
 2009: Jerry Romig  
 2010: Dan Simmons, Glenn Powell

## EXTRAPOINTS

### SAINTS OVERTIME GAMES (8-10 REGULAR SEASON, 1-0 POST SEASON)

DATE	OPPONENT	RESULT	SCORE
11/13/77	vs. San Francisco	L	7-10
9/2/79	vs. Atlanta	L	34-40
12/7/80	at San Francisco	L	35-38
9/18/83	vs. Chicago	W	34-31
12/11/83	at Philadelphia	W	20-17
10/21/84	at Dallas	L	27-30
11/26/89	vs. L.A. Rams	L	17-20
11/24/91	vs. Atlanta	L	20-23
9/17/95	vs. Atlanta	L	24-27
11/16/97	vs. Seattle	W	20-17
9/27/98	at Indianapolis	W	19-13
9/8/02	at Tampa Bay	W	26-20
10/26/03	vs. Carolina	L	20-23
11/16/03	at Atlanta	W	23-20
9/26/04	at St. Louis	W	28-25
12/11/08	at Chicago	L	24-27
12/6/09	at Washington	W	33-30
12/27/09	vs. Tampa Bay	L	17-20
1/24/10	vs. Minnesota (NFC Championship)	W	31-28

### TOP FIVE MARGIN OF VICTORY IN CLUB HISTORY

DATE	OPPONENT	SITE	SCORE	ATTENDANCE
11/20/88	DENVER BRONCOS	LOUISIANA SUPERDOME	42-0	68,075
12/14/03	NY GIANTS	LOUISIANA SUPERDOME	45-7	68,399
11/1/87	at Atlanta Falcons	Atlanta-Fulton County Stadium	38-0	42,196
12/21/08	at Detroit Lions	Ford Field	42-7	49,309
12/24/89	INDIANAPOLIS COLTS	LOUISIANA SUPERDOME	41-6	49,009

### HIGHEST-SCORING GAMES (COMBINED) IN CLUB HISTORY

DATE	OPPONENT	SITE	W/L	SCORE	ATTENDANCE
11/2/69	at St. Louis Cardinals	Busch Stadium	W	51-42	46,718
11/23/69	San Francisco 49ers	TULANE STADIUM	W	43-38	71,448
10/23/77	at St. Louis Cardinals	Busch Stadium	L	31-49	48,417
11/24/08	Green Bay Packers	LOUISIANA SUPERDOME	W	51-29	70,668
10/25/09	at Miami Dolphins	Landshark Stadium	W	46-34	66,689
11/21/76	at Seattle Seahawks	Kingdome	W	51-27	61,865
12/6/87	Tampa Bay Buccaneers	LOUISIANA SUPERDOME	W	44-34	66,471

## 2010 HALLOF FAME INDUCTEE


**Rickey  
JACKSON**
**57**

One of the most productive linebackers in National Football League history, Rickey Jackson served as the linchpin of one of the most dominant linebacker corps the league has ever seen. Jackson was selected to the Pro Football Hall of Fame Class of 2010. He is the first Saint to have spent the majority of his career with New Orleans to receive this honor, the sixth overall. His induction is part of a class that also includes Redskins guard Russ Grimm, Lions cornerback Dick LeBeau, Broncos running back Floyd Little, Vikings defensive tackle John Randle, 49ers wide receiver Jerry Rice and Cowboys running back Emmitt Smith.

Jackson appeared in 227 regular season games, starting 225, during 15 NFL seasons, 13, which were spent with the Saints. His 195 appearances as a Saint are the second-highest total in franchise history. He missed only two games, out of a possible 229 regular season games in his career.

The Pahokee, Fla. Native finished his career with 128 sacks (his eight sacks in his rookie season of 1981 are not included since sacks did not become an official statistic until 1982) ranked tenth all-time in NFL history. With 115 as a Saint, he is the club's all-time leader and he led the club in touchdowns six times. He is also the franchise's all-time leader in fumble recoveries with 26.

As a show of respect by opposing coaches and players for his dominating pass rush abilities and sideline to sideline play, Jackson was named to the Pro Bowl six times (1983-86, 1992-93) in his career, tied for the second-most by a Saint. He was an All-Pro selection six times (1984-87, 1992-93). After failing to post a winning season in the franchise's first 18 seasons, Jackson's Saints did not have a losing season in his final seven campaigns with the club from 1987-93, qualifying for the playoffs four times during this period.

Jackson was drafted in the second round (51st overall) by the Saints in the 1981 NFL Draft out of the Pittsburgh. He made an immediate impact in the Black and Gold defense, as he led the team with 125 tackles and eight sacks. In his second season, he recorded 4.5 sacks in a nine-game strike shortened campaign as the saints narrowly missed the postseason.

In 1983, Jackson earned a Pro Bowl trip for the first time as he established himself as one of the NFL's top pass rushers, leading the team with 12 sacks, while defending a career-high 21 passes. This would be the first of four consecutive seasons where he would be selected to the Pro Bowl. In 1984, he led NFC linebackers with 12 sacks, while forcing four fumbles and recovering four, as he was named an Associated Press All-Pro selection for the first time. In the next three seasons, Jackson would post successive sacks totals of 12, 11 and nine as he was named to the Pro Bowl each time. In a contest at Atlanta on December 24, 1986, he set the club record with four sacks.

1987 saw the Saints qualify for the postseason for the first time with a 12-3 record. Jackson played a pivotal role, recording 74 tackles, 9.5 sacks, three forced fumbles and two interceptions. In what was then the biggest comeback in franchise history, in a 41-24 win over Cincinnati on December 20, 1987, Jackson was dominant in the fight back from a 24-3 deficit, recording three sacks and forcing two fumbles.

In 1988, the Saints enjoyed their second straight winning season as Jackson recorded 92



# 2010 HALL OF FAME INDUCTEE

tackles and tied for the club lead with seven sacks, four takedowns coming in one contest to tie his career-high and club record.


In 1989, Jackson suffered a broken cheekbone in an auto accident following the season opener. Expected by doctors to miss a month to six weeks, the two games he missed were the only ones of his career as he still managed to post 7.5 sacks.

In 1990, Jackson shattered the club record with seven fumble recoveries, still tied for the third-highest total in NFL history, to go with four forced fumbles and six sacks.

In 1991, the Saints captured the NFC West for their first division title in franchise history as he turned in 11.5 sacks, three forced fumbles and three fumble recoveries. New Orleans would go to the playoff back to back for the first time the following year and he was named to the Pro Bowl for the first time since 1986, as he led the Saints with 13.5 sacks and six forced fumbles.

Jackson closed out his Saints playing career in 1993, as he was voted to the Pro Bowl and logged 11.5 sacks, four forced fumbles and three recoveries. He would close out his career with San Francisco from 1994-95, earning a championship ring as part of the Super Bowl XXIX winners. Jackson retired as a Saint in 1996 and his number 57 jersey was raised to the rafters of the Louisiana Superdome.

Saints Owner Tom Benson is scheduled to be the presenter at Jackson's Hall of Fame induction on August 7, 2010.



## RICKEY JACKSON



Year	Team	GP	GS	TACKLES				Sk	Yds	INTERCEPTIONS					FUMBLES	
				Tot	Solo	Asst				No	Yds	Lg	TD	PD	FF	FR
1981	New Orleans	16	16	125	85	40	8.0	65.0	0	0	0	0	10	2	1	
1982	New Orleans	9	9	47	32	15	4.5	34.0	1	32	32	0	10	1	2	
1983	New Orleans	16	16	102	67	35	12.0	81.5	1	0	0	0	21	0	2	
1984	New Orleans	16	16	124	97	27	12.0	95.0	1	14	14	0	16	4	4	
1985	New Orleans	16	16	107	69	38	11.0	89.0	0	0	0	0	15	0	0	
1986	New Orleans	16	16	114	85	29	9.0	71.0	1	1	1	0	13	6	1	
1987	New Orleans	12	12	74	57	17	9.5	81.0	2	4	4	0	4	3	0	
1988	New Orleans	16	16	92	71	21	7.0	66.0	1	16	16	0	5	2	0	
1989	New Orleans	14	14	47	40	7	7.5	35.0	0	0	0	0	3	3	0	
1990	New Orleans	16	16	68	49	19	6.0	39.0	0	0	0	0	4	4	7	
1991	New Orleans	16	16	59	47	12	11.5	63.5	0	0	0	0	3	3	3	
1992	New Orleans	16	16	66	56	10	13.5	95.0	0	0	0	0	8	6	3	
1993	New Orleans	16	16	79	67	12	11.5	58.0	0	0	0	0	2	4	3	
1994	SF	16	14	40	38	2	3.5	20.5	0	0	0	0	1	2	2	
1995	SF	16	16	37	28	9	9.5	49.0	1	1	1	0	3	1	0	
<b>NFL totals</b>		<b>227</b>	<b>225</b>	<b>1181</b>	<b>888</b>	<b>293</b>		<b>136</b>	<b>942.5</b>	<b>8</b>	<b>68</b>	<b>32</b>	<b>0</b>	<b>118</b>	<b>41</b>	<b>28</b>

**CAREER HIGHS:** **Tackles** — 14, at San Francisco (9/27/81); **Sacks** — 4 (2x), at Atlanta (12/14/86) & at Detroit (9/18/88); **Interceptions** — 1 (8x), last at Dallas (11/12/95); **Fumble Recoveries** — 2 (2x), vs. Detroit (9/19/93) & vs. St. Louis (9/23/84).





"CASUAL DINING AT ITS FINEST"



## JOE IMPASTATO

"Saints Pasta Coach"

Serving the finest in authentic Italian foods, Impastato's Restaurant has been a favorite of the Saints for years. Sicilian-born owner/chef Joe Impastato, along with his wife, Mica, and the family promise you a memorable culinary experience.

Everything is prepared to order, resulting in a personalized meal that suits your individual tastes. This, together with the trained staff of waiters, combines to make Impastato's a truly unique restaurant experience.

*So dine where the Saints dine...*

# IMPASTATO'S

---

NORTHERN • ITALIAN • CUISINE

OPEN FOR DINNER @ TUESDAY-SATURDAY  
OPEN SUNDAY AFTER ALL SAINTS HOME GAMES

**3400 16TH STREET @ METAIRIE**

**(504) 455-1545**

*Introducing*

# *The* **G** SERIES<sup>®</sup>



**01** 4 OUNCES OF PRE-GAME FUEL TO PRIME YOUR MUSCLES 15 MINUTES BEFORE ACTIVITY.

**02** STILL THE ORIGINAL GATORADE CARBS AND ELECTROLYTES THAT HELP YOU ENDURE AND PERFORM.

**03** THE WORLD'S FIRST REFRESHING POST-GAME PROTEIN DRINK THAT HELPS RESTORE YOUR MUSCLES.

**GATORADE HAS EVOLVED.**

[gatorade.com/Gseries](http://gatorade.com/Gseries)

©2010 S-VC, Inc. GATORADE and G DESIGN are registered trademarks of S-VC, Inc.