



# BALTIMORE RAVENS PRESS RELEASE

UNDER ARMOUR PERFORMANCE CENTER | 1 WINNING DRIVE | OWINGS MILLS, MD 21117  
PH: 410-701-4000 | BALTIMORERAVENS.COM | TWITTER: @RAVENS

TWO-TIME WORLD CHAMPIONS: SUPER BOWL XXXV (2000) & SUPER BOWL XLVII (2012)



## NEW ORLEANS SAINTS VS. BALTIMORE RAVENS



(4-1) WEEK 7 – SUNDAY, OCT. 21, 2018 (4-2)  
4:05 P.M. ET – M&T BANK STADIUM (71,008)

### JUST THE FACTS

- After playing three-consecutive road games, the Ravens (4-2) return home when they battle the Saints (4-1) at M&T Bank Stadium on Sunday (Oct. 21). Kickoff for this AFC-NFC clash is set for 4:05 p.m. on FOX. Baltimore, which has won three of its past four games, squares off against a Saints team that has won four-consecutive contests and is coming off a Week 6 bye.
- Last Sunday at Tennessee, the Ravens dominated the Titans in a 21-0 shutout at Nissan Stadium. Baltimore's "D," under first-year coordinator **Don Martindale**, set a team record with 11 sacks – 3 by **OLB Za'Darius Smith** and 2 from **LB Patrick Onwuasor**. Tennessee produced just 106 total yards, marking the second fewest ever allowed by a Ravens' defense. (This figure includes 51 net passing yards, which set a new single-game Baltimore record.) Eight different Ravens registered sacks, while on offense, **QB Joe Flacco** led an efficient outing, completing 25 of 37 passes for 238 yards, 1 TD and 1 INT. **RB Alex Collins** tallied 2 rushing TDs, while **WR Michael Crabtree** posted a game-high 93 receiving yards and 1 TD on 6 catches.
- The Ravens are 5-1 all time against New Orleans, winning three-consecutive contests. Under **John Harbaugh**, Baltimore is 2-0 vs. the Saints. These teams last met in 2014, when the Ravens emerged with a 34-27 win at the Superdome on Monday Night Football.
- In his 11th season at Baltimore's helm, Harbaugh has led the Ravens to a 108-73 overall record (10-5 postseason), posting the NFL's fourth-most total victories since his 2008 arrival. The Ravens have played in three AFC title games (2008, 2011 & 2012) under Harbaugh, while in 2012, he guided the franchise to its second Super Bowl victory.

### THIS WEEK'S SCHEDULE

- Wed. Oct. 17:** 11:15 a.m. – Coach Harbaugh & Players at Podium  
11:25 a.m. - 12:10 p.m. – Open Locker Room  
1:05 p.m. – Practice/Media Viewing
- Thur. Oct. 18:** 11:15 a.m. – Three Coordinators at Podium  
11:25 a.m. - 12:10 p.m. – Open Locker Room  
1:05 p.m. – Practice/Media Viewing
- Fri. Oct. 19:** 11:10 a.m. – Practice/Media Viewing  
12:50 p.m. – Coach Harbaugh & Open Locker Room

### WEDNESDAY CONFERENCE CALLS

**Saints:** Sean Payton at 3:30 p.m. ET & Drew Brees at 4:30 p.m. ET  
**Ravens:** John Harbaugh at 11:30 a.m. ET & Willie Snead IV at 11:40 a.m. ET

### CALLING THE ACTION

- Television:** FOX / WBFF Ch. 45 (Baltimore)  
- Chris Myers (PBP) - Daryl Johnston (analyst)  
- Laura Okmin (sideline) - Fran Morison (prod.) - Bryan Lilley (dir.)
- National Radio: Sports USA Radio**  
- Josh Appel (PBP) - Hank Bauer (analyst)
- Local Radio: WBAL (1090 AM) & 98Rock (97.9 FM)**  
- Gerry Sandusky (PBP) - Jarret Johnson (analyst) - Kirk McEwen (sideline)

### HARBS SAYS

#### JOHN HARBAUGH ON FOOTBALL BEING ALL ABOUT THE PLAYERS:

"It's a matter of – in any game – guys making plays. We talk about it a lot, because in the end, it's a player's game. The players are the ones who make plays. As a coach, you do your best to put them in position to make plays or to give them the best chance that you possibly can. But Sunday afternoon pro football is a player's game, and our players have played great. They're the ones that deserve the credit."

### INJURY UPDATE

Starting **LG Alex Lewis** (neck) left the Titans game in the fourth quarter on Sunday and did not return. He was taken to a local hospital for further testing and then returned to Baltimore on the team plane. Rookie **CB Anthony Averett** (hamstring) has missed the past four games. Seven players are on IR, including **CB Maurice Canady** (knee) and **RB Kenneth Dixon** (knee), who could return this season.

### NOTE THE QUOTE

#### THE RINGER'S ROBERT MAYS ON THE 2018 RAVENS:

"Baltimore fielding one of the league's best defenses is no surprise. The difference this season, though, is that the offense has just enough juice to make the Ravens a scary proposition should they get to the playoffs. ... In a league where so many teams are struggling to find an identity, the Ravens know exactly who they are, and that makes them dangerous."

### WHAT'S GOING ON?

POINTS PER GAME – 12.8

NO. 1

TOTAL YPG – 270.8

NO. 1

SACKS – 26

NO. 1

PASSING YPG – 188.0

NO. 2

PASSER RATING – 73.1

NO. 1

THIRD-DOWN PCT. – 26.5

NO. 2

YARDS PER PLAY – 4.4

NO. 1

RUSHING YPG – 82.8

NO. 3



# DOMINANT DEFENSE



# 2018 RAVENS INFORMATION

## SCHEDULE / RESULTS (4-2)

Date	Opponent	Result/Time
Sun. Sept. 9	BUFFALO BILLS	W, 47-3
Thurs. Sept. 13	at Cincinnati Bengals	L, 23-34
Sun. Sept. 23	DENVER BRONCOS	W, 27-14
Sun. Sept. 30	at Pittsburgh Steelers	W, 26-14
Sun. Oct. 7	at Cleveland Browns	L, 9-12 (OT)
Sun. Oct. 14	at Tennessee Titans	W, 21-0
Sun. Oct. 21	NEW ORLEANS SAINTS	4:05 p.m.
Sun. Oct. 28*	at Carolina Panthers	1 p.m.
Sun. Nov. 4*	PITTSBURGH STEELERS	1 p.m.
Sun. Nov. 11	BYE	
Sun. Nov. 18*	CINCINNATI BENGALS	1 p.m.
Sun. Nov. 25*	OAKLAND RAIDERS	1 p.m.
Sun. Dec. 2*	at Atlanta Falcons	1 p.m.
Sun. Dec. 9*	at Kansas City Chiefs	1 p.m.
Sun. Dec. 16*	TAMPA BAY BUCCANEERS	1 p.m.
Sat./Sun. Dec. 22/23*	at Los Angeles Chargers	TBD
Sun. Dec. 30*	CLEVELAND BROWNS	1 p.m.

\*Flexible Scheduling Games      Home Games in CAPS      All Times Eastern

## NOTE OF THE WEEK

Dating back to 2017, 14 shutouts have been pitched by defenses throughout the NFL. Of those, a league-high 4, including last week's 21-0 win at Tennessee, have come courtesy of the Ravens.

MOST SHUTOUTS (Since 1996 / Ravens' Inception)		MOST SHUTOUTS (Since 2017)	
Rk.	Team	Rk.	Team
1.	Baltimore Ravens . . . . .14	1.	Baltimore Ravens      4
2.	San Francisco 49ers . . . . .11	2.	Los Angeles Rams      2
	Seattle Seahawks . . . . .11	3.	Eight Teams            1

## NUMBERS TO RAVE ABOUT

**1** — NFL team (Baltimore) to boast a Top 5 passing and rushing defense. The Ravens rank second and third, respectively, in each: passing — 188.0 ypg & rushing — 82.8 ypg. Overall, Baltimore ranks No. 1 in the league, allowing 270.8 yards per game.

**1** — Respective rankings for the Ravens' scoring defense (12.8 ppg) and the Saints' scoring offense (36.0), entering Week 7.

**9** — Consecutive games **QB Joe Flacco** has completed at least 25 passes, tying Peyton Manning (2013) for the third-best streak in league history. Drew Brees holds the top two marks (11 from 2012-13 & 10 in 2011).

**20.2** — Receiving average per catch for **WR John Brown** (21 for 424), ranking No. 2 in the NFL. (DeSean Jackson is No. 1 at 23.9.)

**31.1** — Percentage of opponent drives that have ended in three-and-outs for the Ravens, ranking as the NFL's best defensive mark. Baltimore has also posted a league-high 23 three-and-outs.

## AFC NORTH STANDINGS

Teams	W	L	T	Home	Road	Div.	Con.	PF	PA
Cincinnati	4	2	0	2-1	2-1	1-1	3-1	174	158
<b>Baltimore</b>	<b>4</b>	<b>2</b>	<b>0</b>	<b>2-0</b>	<b>2-2</b>	<b>1-2</b>	<b>4-2</b>	<b>153</b>	<b>77</b>
Pittsburgh	3	2	1	1-2	2-0-1	1-1-1	1-2-1	171	154
Cleveland	2	3	1	2-1-1	0-2	1-0-1	2-2-1	128	151

## 2018 RANKINGS

### DEFENSE

Category	--Ravens--		--Saints--	
	Stats	Rank	Stats	Rank
Total Defense	270.8	1	369.0	18
Rush Defense	82.8	3	71.4	1
Pass Defense	188.0	2	297.6	30
Points Per Game	12.8	1	28.0	26
3rd-Down Def. %	26.5	2	42.4	22
4th-Down Def. %	0.0	1t	50.0	11t
Red Zone Def. (TD%)	41.7	5	73.3	29

### OFFENSE

Category	--Ravens--		--Saints--	
	Stats	Rank	Stats	Rank
Total Offense	393.0	9	424.0	3
Rush Offense	99.2	21	103.2	19
Pass Offense	293.8	9	320.8	3
Points Per Game	25.5	12	36.0	1
3rd-Down Off. %	46.9	3	42.1	12
4th-Down Off. %	71.4	8t	100.0	1t
Red Zone Off. (TD%)	69.6	4t	65.4	8

### TEAM

Category	--Ravens--		--Saints--	
	Stats	Rank	Stats	Rank
Turnover Ratio	-2	23t	even	16t
Penalties	44	20t	32	6
Penalty Yards	342	17	346	19t

## SERIES HISTORY

- **Regular Season Series:** Ravens lead, 5-1.
- **In Baltimore:** Ravens are 3-1.
- **Under John Harbaugh:** Ravens are 2-0.

### RAVENS-SAINTS ALL-TIME SERIES

Date	Winner	Score/Site	Attend.
09/29/96	Ravens	17-10 Baltimore	61,063
12/19/99	Ravens	31-8 Baltimore	67,597
12/08/02	Saints	37-25 Baltimore	69,334
10/29/06	Ravens	35-22 at New Orleans	69,152
12/19/10	Ravens	30-24 Baltimore	71,432
11/24/14	Ravens	34-27 at New Orleans	73,373

## AT HOME VS. THE NFC

Under **John Harbaugh** (since 2008), Baltimore has gone 16-4 against NFC teams at M&T Bank Stadium, producing the best home record by an AFC squad vs. the "other" conference.

### AFC'S BEST HOME RECORDS VS. THE NFC (John Harbaugh Era / Since 2008)

Rk.	Team	Record	Pct.
1.	<b>Baltimore Ravens</b>	<b>16-4</b>	<b>.800</b>
2.	Denver Broncos	17-5	.773
3.	Pittsburgh Steelers	16-5	.762

## THE SECOND-HALF STREAK

Through six games, the Ravens have yet to allow a touchdown after halftime. The last team to accomplish this feat through a season's first six games was the 1934 Lions.



## QUOTH THE RAVENS

### **NFL NETWORK AND FOX SPORTS REPORTER PETER SCHRAGER ON BALTIMORE'S 2018 DEFENSE:**

"I look at the Ravens' defense, and I don't know how teams are going to score points on them. They are so loaded, and if they are healthy this year, the Ravens are going to compete not only with the Steelers, but with every other team in the AFC. They might be a darkhorse to go to the Super Bowl. Their defense is that good this season."

#### **S Tony Jefferson on defensive coordinator Don Martindale:**

"'Wink' is doing an awesome job. He's already, for me, one of the better defensive coordinators I've been around. He has much respect; he commands a room. The guys in there – we take heed to what he says. We've got much respect for him and what he does for this defense."

#### **WNST's Luke Jones on the Ravens' Week 6 defensive performance at Tennessee:**

"Playing defense in the NFL is a different animal than it was six or seven years ago, let alone trying to make comparisons to the 2000 Ravens. This is right up there among the best single-game defensive performances in team history."

#### **NBC Sports' Peter King naming Don Martindale his Week 6 Defensive Coach of the Week:**

"When a unit records more sacks (11) than completions allowed (10), the leader gets an award. Those are the rules. Martindale's pass rushers got to Marcus Mariota every possible way – up the middle, around the edges, in the pocket, on bootlegs, you name it. The total set a new franchise record and was one short of the single-game NFL mark of 12. And it came with a familiar face watching: Titans defensive coordinator Dean Pees used to hold the same position in Baltimore."

#### **OLB Terrell Suggs on if his love for the game continues to drive him during his 16th NFL season**

"Yeah, you could say that. I tell Coach every day, 'I chose nothing.' I was born, and this is what I am. I could play football at 4 a.m. It's just something I love to do. It's like a shooter shooting free throws, playing basketball or something like that. Football – it was never really difficult for me. It was everything to me."

#### **Defensive coordinator Don Martindale on the importance of DB/LB Anthony Levine Sr.:**

"If the game is on the line, I want [Levine Sr.] in the game. That's the best compliment I can give him. If the game is on the line, I want him in the game. We want him in the game. When I say 'we,' his teammates want him in there, the coaching staff wants him in there, the head coach wants him in there, so that's the best compliment you could give a player. And, that's through his hard work and understanding the package, and he's been that way since I've been here."

#### **Special teams coordinator/associate head coach Jerry Rosburg on the value of WR/RS Chris Moore:**

"He continues to play well on offense when given the chance. He's really a fine player, and anytime we give Chris the opportunity to do something, he usually comes through for us because he's so competitive, and he's in great shape, and he's very talented. Whatever we ask him to do, Chris usually comes through."

#### **QB Joe Flacco on his connection with WR Willie Snead IV:**

"He has a knack for seeing the game the way the quarterback does, and he makes his decisions quick, and he gets into open spots quickly. I think that's a wakeup to me when I'm standing back in the pocket, that, man, he's going to be ready, and he's going to make the right decisions. I can anticipate and can be confident to put this ball on him, because he's going to make the right decisions."

#### **NFL.com's Gregg Rosenthal on the Ravens' defense:**

"The defense is greater than the sum of its parts, with second-year cornerback Marlon Humphrey making the leap, backed by a terrific safety tandem in Eric Weddle and Tony Jefferson. They may be the toughest team to pass on in football, and that was before cornerback Jimmy Smith returned from suspension."

#### **OLB Matthew Judon on what it was like as a defense to get 11 sacks against Tennessee:**

"It's fun, man. We had fun out there. You see everyone going off, and you want to be a part of it as well, and I'm happy I'm a part of this defense. We work hard week-in and week-out, and we're a unit. We're all in for each other. So, it's very fun. It's very fun seeing that, and definitely when you have a performance like this, you're excited. You're really excited."

#### **The Baltimore Sun's Childs Walker on the Ravens' 21-0 win in Week 6 at Tennessee:**

"This might not go down as their best or most important performance of the year. But it's hard to imagine a more potent distillation of the Ravens' self-image. When John Harbaugh dreams of football, his favorite visions must look something like this — comfort food for a soul raised on the pounding style of Michigan coach Bo Schembechler. The Ravens traveled to a difficult road venue and took their opponent's heart and legs with a 17-play touchdown drive in the first quarter and a 12-play touchdown drive to start the third. ... When they weren't grinding down the field on offense, they were chasing and battering Titans quarterback Marcus Mariota in an overwhelming display of team defense. It's hard to make history in a franchise defined by Ray Lewis and Ed Reed, but this was the first time the Ravens had ever sacked an opponent 11 times."

#### **Steelers QB Ben Roethlisberger on ILB C.J. Mosley:**

"He's one of the best linebackers in the game. In terms of playmaking, obviously, when he's your signal caller, getting guys set up, his experience ... He's just a phenomenal football player, maybe even better guy. I just think that when he's out there, he's a difference-maker."



# RAVENS / OPPONENT INFORMATION

## KEY NUMBERS VS. SAINTS

**117.7**

Career passer rating for **QB Joe Flacco** in two games against the Saints. Flacco is 28-of-44 for 415 yards, 3 TDs and 0 INTs.

**28.7**

Points per game the Ravens have averaged against New Orleans, scoring at least 30 points in the past three games and in four of the past five.

**3**

Consecutive wins the Ravens have against New Orleans.

**2**

Sacks for **OLB Terrell Suggs** in three-career games vs. New Orleans. (He has posted a sack in each of the last two matchups, also adding a FF.)

**1**

Sack for **LB C.J. Mosley**, who registered his first-career QB drop against the Saints in 2014 win at New Orleans.

**0-4**

QB **Drew Brees**' record against the Ravens, completing 116 of 181 passes for 1,340 yards, 9 TDs and 8 INTs. Brees has been sacked 10 times in those contests.

## WEEK 6 GAME RECAP

**RAVENS 21, TITANS 0**

**Nissan Stadium • Nashville, TN • Sunday, Oct. 14**

Playing their third-consecutive road game, the Ravens dominated the host Titans in a 21-0 shutout at Nissan Stadium. It was the first time the Titans were blanked at Nissan Stadium, which opened in 1999. Baltimore's defense, under first-year coordinator **Don Martindale**, set a team record with 11 sacks, 3 by **OLB Za'Darius Smith**. Of the 11, 6 were the most ever by a Ravens' team in the first half and tied the team mark for QB takedowns in a half overall. The Titans' offense produced just 106 yards, the second fewest ever allowed by a Ravens' defense, while the 51 net passing yards allowed by Baltimore set a team record. Tennessee, in fact, had just 9 plays on the Ravens' side of the 50-yard line, including only 1 in the second half. Almost as impressive was the Baltimore offense on its first two scoring drives. On the first possession of the game, **QB Joe Flacco** directed a 17-play, 94-yard drive that ended with a Flacco-to-**WR Michael Crabtree** 4-yard touchdown. On their second possession, the Ravens produced another TD drive (14-0), ending with a **RB Alex Collins** 13-yard TD scamper. After leading 14-0 at the half, the Ravens roared right back at the start of the third period. This time, Flacco led a 12-play series that ended with another Collins' TD (2-yard run) for the 21-0 advantage. The Ravens outgained the Titans 361 to 106 yards and punted 4 times. Baltimore's offense started the game with 7-consecutive third-down conversions and finished the game 12-of-17. Flacco was 25-of-37 for 238 yards with 1 TD and 1 interception (S Kevin Byard). **WRs Willie Snead IV** and Crabtree caught 7 (60 yards) and 6 (93 yards), respectively. The Ravens rushed 35 times for 123 yards, including a 22-yard sprint by backup **QB Lamar Jackson**. Tennessee's QB **Marcus Mariota** was 10-of-15 for 117 yards and rushed twice for 25 more. Baltimore's **LG Alex Lewis** left the game with a neck injury, was hospitalized for tests but then returned in time to travel back to Baltimore with the team.

## RAVENS / SAINTS LEADERS

### PASSING YARDS (TDs/INTs)

Joe Flacco . . . . .1,788 (9/4)      Drew Brees . . . . .1,658 (11/0)  
Lamar Jackson . . . . .24 (0/0)      Taysom Hill . . . . .10 (0/0)

### RUSHING YARDS (YPC)

Alex Collins . . . . .271 (3.6)      Alvin Kamara . . . . .299 (4.8)  
Javorius Allen . . . . .97 (2.8)      Taysom Hill . . . . .90 (7.5)

### RECEIVING YARDS (CATCHES)

John Brown . . . . .424 (21)      Michael Thomas . . . . .519 (46)  
Michael Crabtree . . . . .343 (30)      Alvin Kamara . . . . .351 (38)  
Willie Snead IV . . . . .313 (30)      Benjamin Watson . . . . .187 (17)

### POINTS

Justin Tucker . . . . .51      Wil Lutz . . . . .48  
Alex Collins . . . . .30      Alvin Kamara . . . . .40  
Javorius Allen . . . . .24      Michael Thomas . . . . .18

### INTERCEPTIONS (YARDS)

Five Players . . . . .1 (n/a)      Justin Hardee . . . . .1 (77)  
n/a . . . . .n/a      Marcus Williams . . . . .1 (22)

### SACKS (YARDS)

Za'Darius Smith . . . . .5.5 (-31.5)      Cameron Jordan . . . . .5 (-25)  
Terrell Suggs . . . . .4.5 (-30)      Three Players . . . . .2 (n/a)

### TACKLES (SOLO)

Tony Jefferson . . . . .36 (27)      Demario Davis . . . . .43 (28)  
Eric Weddle . . . . .28 (23)      Vonn Bell . . . . .26 (20)  
C. Mosley/K. Young . . . . .26 (19)      A.J. Klein . . . . .24 (14)

### GROSS PUNTING (NET)

Sam Koch . . . . .47.8 (40.7)      Thomas Morstead . . . . .48.6 (44.7)

### FIELD GOALS (PCT.)

Justin Tucker . . . . .12/14 (85.7)      Wil Lutz . . . . .11/12 (91.7)

### PUNT RETURN YARDS (AVG.)

Tim White (NOR) . . . . .75 (8.3)      Alvin Kamara . . . . .16 (4.0)

### KICKOFF RETURN YARDS (AVG.)

Tim White (NOR) . . . . .135 (22.5)      Taysom Hill . . . . .170 (24.3)

## 2018 TALE OF THE TAPE

Category	Ravens	Saints
Record . . . . .	4-2	4-1
Current Streak . . . . .	Won 1	Won 4
Points Scored . . . . .	153	180
TDs Scored . . . . .	17	21
Rushing TDs Scored . . . . .	8	10
Passing TDs Scored . . . . .	9	11
TDs on Returns . . . . .	0	0
Points Against . . . . .	77	140
TDs Allowed . . . . .	8	17
Rushing TDs Allowed . . . . .	2	5
Passing TDs Allowed . . . . .	6	11
TDs on Returns Allowed . . . . .	0	1
Time of Poss. Avg. . . . .	32:26	31:46
KOR Avg. For . . . . .	23.4	21.8
KOR Avg. Against . . . . .	24.1	22.6
PR Avg. For . . . . .	8.9	3.4
PR Avg. Against . . . . .	7.7	5.2
Sacks . . . . .	26	12
Sacks Allowed . . . . .	12	8
Interceptions . . . . .	5	2
Interceptions Thrown . . . . .	4	0
Fumbles Lost/Recovered . . . . .	4/1	5/3



# RAVENS / OPPONENT INFORMATION

## TOP RAVENS-SAINTS CONNECTIONS

- Ravens WR **Willie Snead IV** played for the Saints from 2015-17, recording 149 catches for 1,971 yards and 7 TDs. Snead IV also spent part of 2014 on New Orleans' practice squad.
- Ravens Injured Reserve CB **Stanley Jean-Baptiste** was originally selected by the Saints in the second round (58th overall) of the 2014 NFL Draft.
- Saints TE **Benjamin Watson** spent the 2016-17 seasons with the Ravens. After suffering an Achilles injury in 2016, Watson posted a team-leading 61 receptions for 522 yards and 4 TDs for Baltimore in 2017.
- Saints K **Wil Lutz** originally signed with the Ravens as a rookie free agent in 2016 and spent training camp learning under Ravens coaches and K **Justin Tucker**.
- New Orleans practice squad LB **Darnell Sankey** spent time on Baltimore's practice squad in 2017.
- Baltimore Midwest area scout **Dwuane Jones** spent 2005-15 within New Orleans' scouting department, joining as a Midwest area scout and later serving as northern regional scout.
- Saints LBs coach **Mike Nolan** served as the Ravens' defensive coordinator from 2002-04 (and was the WRs coach in '01).
- Ravens secondary coach **Chris Hewitt** signed with the Saints as a rookie free agent in 1997 and played in 39 games. He was named the NFC Special Teams Player of the Week in Week 12 of 1997 after blocking a punt that led to a crucial FG.

### LOCAL CONNECTIONS


- The Ravens have several players who hail from Louisiana: **DB/LB Anthony Levine Sr.** (Abbeville), **OLB Tim Williams** (Baton Rouge) and **LB Kenny Young** (Boutte).
- Baltimore assistant special teams coach **Chris Horton** attended De La Salle HS in New Orleans, where he earned three varsity letters in football.
- New Orleans T **Rick Leonard** is from Middletown, MD, and attended Middletown HS. He was awarded Maryland Defensive Player of the Year as a high school senior.
- Saints area scout **Joey Vitt Jr.** was born in Towson, MD, and **T Jermon Bushrod** went to Towson University.

## RAVENS RADIO BROADCASTS

- The Ravens' 2018 radio team features **Gerry Sandusky**, with former Ravens standouts **OLB Jarret Johnson** and **TE Dennis Pitta** splitting half the games as analysts. 98 Rock's **Kirk McEwen** serves as the sideline reporter for home games, while former Ravens **RB Justin Forsett** is the away game sideline reporter.
- All games can be heard on 98Rock (97.9 FM), WBAL 1090 AM, baltimoreravens.com, the Ravens mobile app (when in Baltimore) and on 21 regional affiliates. These broadcasts spans three states – Maryland, Pennsylvania and Delaware – and Washington, D.C.
- Additionally, Tico Sports produces a Spanish radio broadcast. With a crew consisting of David Andrade (play-by-play), Allen Gutierrez (analyst) and Juliana Lopez (producer), Tico Sports broadcasts games on Radio La Jefa WDMV 700 AM, the Ravens' flagship Spanish radio partner. The broadcast also digitally streams games on the Ravens Mobile App.



## GAME SPOTLIGHT: WILLIE SNEAD IV



**Pos:** WR **Ht:** 5-11 **Wt:** 205 **Exp. (NFL/Ravens):** 4/1  
**College:** Ball State **Hometown:** Winter Park, FL

**What makes a good teammate, and who on the team embodies that?** "I think a good teammate is somebody who's always coming to work every day to practice, motivate guys to get the best out of them and to get the best out of themselves. One teammate that comes to mind that I look up to is [Michael] Crabtree. I just try to model what he does and try to practice how he practices and move like he moves, because to me, I think he's a great receiver. That's somebody I aspire to be like."

**What is your greatest accomplishment?** "It was actually landing this contract with Baltimore. I guess my journey didn't start like everybody else's, and coming in as an undrafted guy that got cut twice, and the year I had last year being really bad, it didn't look good for me. I think coming out on this end is just a huge blessing. It comes back to all the hard work and just believing in yourself and committing yourself to family and your faith. If you believe that everything is going to work out for the best, and you don't waver in your faith, it always works out. I know Baltimore is going to give me every opportunity to be great, and I want to take advantage of everything that they give me."

**When did it become real that you were going to be a Raven?** "It's crazy, because it happened in April, and I was there in New Orleans for a week. The first week we were back, it was optional workouts, so I guess that their first week back is the last week that you can sign guys that are restricted free agents. My agent told me, 'Willie, you have to go work out with the Saints. You have to go, because if you don't, if we don't go to Baltimore, you're going to be in New Orleans.' So, I'm training the whole week, and Friday comes around, and I get the call: 'Ravens are going to offer you.' And it's last minute, the last hour. When I just heard that, I'm like, 'Wow.' The timing is always perfect with everything. When I got here, it just became real, and sometimes to myself, I'm like, 'Wow, I'm in the building with Ray Lewis and Ed Reed. They were here, and Joe Flacco is my quarterback.' When Joe won the Super Bowl, I was a freshman in college, and now he's my QB, and he looks to me to make plays. It's crazy."

**What is something that you need to do every day?** "I pray in the morning to get my mind together and get ready for the day. The other thing I have to do is I have to watch some kind of film every day. When I get to the facility, I have to sit down in my quiet zone, and I just have to watch film, just to prepare myself for the day and the team. When I was in New Orleans, Drew Brees was always watching film. He would be the first one in at 6 a.m., last one to leave at 7:30 p.m., and he was always watching film. That's something I took from Drew. You can never watch enough film to know your opponent. That's just something I try to do whether I'm here or at home. I didn't really like to watch film at first, but when you have a guy like Drew Brees in your building, the example of a Hall of Famer, you have no choice. If you want to be great, pick up those habits."

**What is something that people would be surprised to know about you?** "A lot of people don't know I am from Florida and moved six times in my life. I moved to Chicago when I was in second grade, I moved to San Diego when I was in fourth grade, I moved back to Florida when I was in the sixth grade, I moved to Michigan when I went into my 10th grade year, and then I went to college in Indiana. So, I've been everywhere. Then, I went to Cleveland and Carolina and New Orleans, and now I'm here. It's been awesome though. When you travel like that, I feel like you interact with a different group of people everywhere you go. I don't have a problem talking to people with different personalities, because I feel like I've seen it all."

**What would you do if you weren't playing football?** "I went to school for sports management, so that's all sales, ticketing and P.R. I'd probably be doing something in sports behind the scenes. If not, I'd probably be coaching. I don't know what level, to be honest. I like working with kids. My dad is a coach, and if I were to be a coach, I would want to be a play-caller, because my dad is a play-caller."



# RAVENS WINNING WAYS

## TOP FRANCHISES / SINCE 2000

### TOTAL WINS

1. New England Patriots . . . 245
2. Pittsburgh Steelers . . . 206
3. Green Bay Packers . . . 193
- Indianapolis Colts . . . 193
5. Philadelphia Eagles . . . 188
- 6. BALTIMORE RAVENS . . . 185**

### SUPER BOWL BERTHS

1. New England Patriots . . . 8
2. New York Giants . . . 3
- Pittsburgh Steelers . . . 3
- Seattle Seahawks . . . 3
- 5. BALTIMORE RAVENS . . . 2**
- Car., Den., Ind., Phi. . . . 2

### SUPER BOWL TITLES

1. New England Patriots . . . 5
- 2. BALTIMORE RAVENS . . . 2**
- New York Giants . . . 2
- Pittsburgh Steelers . . . 2
- Den., GB, Ind., . . . . . 1
- NO, Phi., Sea., TB . . . . . 1

### CONF. TITLE GAMES

1. New England Patriots . . 12
- Philadelphia Eagles . . . . 6
- Pittsburgh Steelers . . . . 6
- 4. BALTIMORE RAVENS . . . . 4**
- Green Bay Packers . . . . 4
- Indianapolis Colts . . . . 4

### WINNING SEASONS

1. New England Patriots . . 17
2. Green Bay, Pittsburgh . . 14
4. Indianapolis Colts . . . . 13
- 5. Baltimore Ravens . . . . 12**
- Philadelphia, Seattle . . . 12

### PLAYOFF BERTHS

1. New England Patriots . . 15
2. Green Bay, Indianapolis . . 13
4. Pittsburgh Steelers . . . 12
5. Philadelphia, Seattle . . 11
- 7. BALTIMORE RAVENS . . . . 10**

### PLAYOFF GAMES

1. New England Patriots . . 37
2. Pittsburgh Steelers . . . 25
3. Green Bay Packers . . . 24
- Indianapolis Colts . . . 24
- 5. BAL., Phi., Sea. . . . . 23**

### PLAYOFF WINS

1. New England Patriots . . 27
- 2. BALTIMORE RAVENS . . . 15**
- Pittsburgh Steelers . . . 15
4. Philadelphia Eagles . . . 13
- Seattle Seahawks . . . . 13

## SUPER BOWL CHAMPIONS



**LB Ray Lewis - 2000 Super Bowl XXXV MVP**

In a magnificent effort showcasing thrilling performances by their defense, offense and special teams units, the Baltimore Ravens won Super Bowl XXXV with a 34-7 victory over the New York Giants. Allowing the Giants a meager 152 total net yards, New York's attack crossed midfield just twice, while Baltimore's "D" posted 4 INTs. LB Ray Lewis was named the game's MVP, capping an accolade-filled season in which he was also tabbed the NFL's Defensive Player of the Year.



**QB Joe Flacco - 2012 Super Bowl XLVII MVP**

Baltimore defeated San Francisco, 34-31, in Super Bowl XLVII, capturing the franchise's second World Championship. After an amazing first-half performance, the Ravens took a commanding 28-6 lead. But following a bizarre, 34-minute power outage that halted play, the 49ers stormed back into contention. Clinging to a 34-29 edge late in the game, the Ravens stood firm on a pivotal goal-line stand, jamming SF on four-straight plays inside the 7-yard line. QB Joe Flacco was named the game's MVP.

## PLAYOFF PERFORMERS

### PLAYOFF WINNING PERCENTAGE (Since 1970 Merger)

Rk.	Team	Record	Pct.
1.	<b>BALTIMORE RAVENS**</b>	<b>15-8</b>	<b>.652</b>
2.	New England Patriots****	33-19	.635
3.	New York Giants****	20-12	.625
4.	San Francisco 49ers*****	30-19	.612
5.	Pittsburgh Steelers*****	36-24	.600

\* Number of Super Bowl Titles

## JOHN HARBAUGH ERA

(SINCE 2008)

### PLAYOFF BERTHS

1. New England Patriots . . . 9
2. Green Bay Packers . . . . 8
3. Pittsburgh Steelers . . . . 7
- 4. BALTIMORE RAVENS . . . . 6**
- Atlanta Falcons . . . . . 6
- Cincinnati Bengals . . . . 6
- Indianapolis Colts . . . . . 6
- Seattle Seahawks . . . . . 6

### TOTAL WINS

1. New England Patriots . . 140
2. Pittsburgh Steelers . . . 117
3. Green Bay Packers . . . 112
- 4. BALTIMORE RAVENS . . 108**
5. New Orleans Saints . . . 105
6. Atlanta Falcons . . . . . 101
7. Denver, Seattle . . . . . 100

### PLAYOFF WINS

1. New England Patriots . . 13
- 2. BALTIMORE RAVENS . . . 10**
3. Green Bay Packers . . . . 9
- Seattle Seahawks . . . . . 9
5. Pittsburgh Steelers . . . . 8

### PLAYOFF GAMES

1. New England Patriots . . 20
2. Green Bay Packers . . . 16
- 3. BALTIMORE RAVENS . . . 15**
4. Pittsburgh Steelers . . . 14
- Seattle Seahawks . . . . 14

### AFC TITLE GAMES

1. New England Patriots . . . 7
- 2. BALTIMORE RAVENS . . . 3**
- Pittsburgh Steelers . . . . 3
4. Denver Broncos . . . . . 2
- Indianapolis Colts . . . . . 2
- New York Jets . . . . . 2

### PLAYOFF ROAD WINS

- 1. BALTIMORE RAVENS . . . . 7**
2. Green Bay Packers . . . . 5
3. New York Jets . . . . . 4
4. San Francisco 49ers . . . . 3
5. NY Giants, Philadelphia . . 2
- Pittsburgh, Seattle . . . . 2

### REG. SEASON WINS

1. New England Patriots . . 127
2. Pittsburgh Steelers . . . 109
3. Green Bay Packers . . . 103
4. New Orleans Saints . . . 99
- 5. BALTIMORE RAVENS . . . 98**
6. Atlanta Falcons . . . . . 97
7. Denver Broncos . . . . . 94

### REG. SEASON HOME WINS

1. New England Patriots . . 72
2. Green Bay Packers . . . 62
- 3. BALTIMORE RAVENS . . . 61**
4. Pittsburgh Steelers . . . 59
5. New Orleans Saints . . . 57
6. Minnesota Vikings . . . 56
7. Atlanta Falcons . . . . . 55

## SUPER BOWL SUCCESS

The Baltimore Ravens are one of four franchises (New England, NY Giants and Pittsburgh) to win multiple Super Bowls since 2000.



# HEAD COACH JOHN HARBAUGH

## ALL-TIME RAVENS COACHING RECORDS

John Harbaugh is the third head coach in Baltimore Ravens history. He is the franchise's all-time winningest coach (108 total victories), with Brian Billick (85) ranking second.

**SEASONS**  
RAVENS: 11<sup>TH</sup>  
NFL: 21<sup>ST</sup>

Coach	Seasons	Reg. Season	Playoffs	Total
John Harbaugh	2008-18	98-68	10-5	108-73
Brian Billick	1999-2007	80-64	5-3	85-67
Ted Marchibroda	1996-98	16-31-1	n/a	16-31-1



## HARBAUGH HEAD COACHING RECORDS (2008-18)

- Overall Career Record . . . 108-73
- Regular Season Record . . . 98-68
- at Home . . . . . 61-21
- on Road . . . . . 37-47
- vs. AFC . . . . . 75-51
- vs. AFC North . . . . . 38-25
- vs. NFC . . . . . 23-17
- Playoffs Record . . . . . 10-5
- Home Playoff Games . . . . . 2-0
- Road Playoff Games . . . . . 7-5
- Super Bowl Record . . . . . 1-0
- vs. New Orleans . . . . . 2-0

## RAVENS WINS UNDER HARBAUGH

Including playoffs (10-5), the Ravens are 108-73 since **John Harbaugh's** 2008 arrival, posting the NFL's fourth-most victories.

### TOTAL NFL WINS / INCLUDING PLAYOFFS / SINCE 2008

Rk.	Team	Total Wins
1.	New England Patriots	140
2.	Pittsburgh Steelers	117
3.	Green Bay Packers	112
4.	<b>Baltimore Ravens</b>	<b>108</b>
5.	New Orleans Saints	105

## HARBAUGH SEASON-BY-SEASON

Year	Record	Playoffs (Result)
2018	4-2	TBD
2017	9-7	No Playoff Berth
2016	8-8	No Playoff Berth
2015	5-11	No Playoff Berth
2014	10-6	1-1 (Advanced to Divisional Round)
2013	8-8	No Playoff Berth
2012	10-6	4-0 (Won Super Bowl XLVII)
2011	12-4	1-1 (Advanced to AFC Championship)
2010	12-4	1-1 (Advanced to Divisional Round)
2009	9-7	1-1 (Advanced to Divisional Round)
2008	11-5	2-1 (Advanced to AFC Championship)

## HARBS IS HISTORICALLY GOOD

### MOST PLAYOFF WINS BY A COACH / FIRST 10 SEASONS (Since 1970 Merger)

Coach (Team)	Playoff Wins	Seasons
Joe Gibbs (Was.)	12	1981-90
Chuck Knoll (Pit.)	11	1968-78
<b>John Harbaugh (Bal.)</b>	<b>10</b>	<b>2008-17</b>
Bill Belichick (Cle. & NE)	10	1991-95, 2000-04
Andy Reid (Phi.)	10	1999-2008
George Seifert (SF, Car.)	10	1989-96, '99-'00
Bill Walsh (SF)	10	1979-88

## THE HARBAUGH FILE

**John Harbaugh** has led the Ravens to a playoff berth in six (2008-12 & 2014) of his 10 full seasons in Baltimore, and in 2012, captured the franchise's second Super Bowl title. Under "Harbs," the Ravens have secured an appearance in three AFC Championships (2008, 2011 & 2012).

### Here are several Harbaugh quick hits:

- The Ravens are one of only eight teams (NE – 9; GB – 8; Pit. – 7; Atl., Bal., Cin., Ind. & Sea. – 6) to earn at least six postseason berths in the last 10 years. (Baltimore has won at least one game in each of those playoff campaigns.)
- The Ravens' 10 playoff wins since 2008 rank second only to New England's 13.
- "Harbs" is the only head coach in NFL history to win a playoff game in each of his first four and five seasons.
- John and his brother, Jim (formerly of the 49ers), are the only head coaches to advance to three conference title games in the first five years as NFL bosses.
- Harbaugh is the only coach in NFL history to win a playoff game in six of the first seven seasons of a coaching career.
- In 2012, Harbaugh became the third coach (with Bill Cowher & Chuck Knox) since the 1970 merger to guide his team to the playoffs in each of his first five seasons.
- Harbaugh owns the third-most playoff wins (10, tied) by a coach in his first 10 seasons (since the 1970 merger).
- With the Ravens' 2014 playoff berth, Harbaugh became one of eight coaches in NFL history to make the postseason in six of their first seven seasons coaching.
- For coaches to make the playoffs in at least six of their first 10 years, "Harbs" is one of five active coaches to do so (Pete Carroll, Mike McCarthy, Andy Reid & Mike Tomlin).
- Harbaugh, Tom Landry (Dal.) and Tom Coughlin (Jax./NYG) own the most road playoff wins (7) by a HC in NFL history.



# HEAD COACH JOHN HARBAUGH

## ACTIVE HEAD COACH WINNING PERCENTAGE

Head coach **John Harbaugh** owns the fifth-best winning percentage (.597, tied, Andy Reid) among active coaches (min. 75 games), compiling an impressive 108-73 record (including playoffs).

### ACTIVE HEAD COACHES / CAREER WINNING PERCENTAGE (Totals Include Regular Season and Playoff Games / Min. 75 Games)

Rk.	Coach	Team	Seasons	Record	Pct.
1.	Bill Belichick	Cle./NE	1991-95, 2000-18	282-131	.683
2.	Mike Tomlin	Steelers	2007-18	127-69-1	.647
3.	Mike McCarthy	Packers	2006-18	134-80-2	.625
4.	Sean Payton	Saints	2006-18	116-77	.601
5.	<b>John Harbaugh</b>	<b>Ravens</b>	<b>2008-18</b>	<b>108-73</b>	<b>.597</b>
	Andy Reid	Phi./KC	1999-2018	199-134-1	.597
7.	Pete Carroll	NYJ/NE/Sea.	'94, '97-99, '10-18	125-89-1	.584

## TRENDS UNDER HARBS

On grass . . . . .	42-30
Artificial turf . . . . .	56-38
September . . . . .	25-12
October . . . . .	17-23
November . . . . .	30-12
December . . . . .	23-19
January . . . . .	3-2
Leading at halftime . . . . .	78-17
Leading after 3 quarters . . . . .	87-15
When scoring first . . . . .	73-21
Positive or even turnover ratio . . . . .	78-27
Scoring 20 or more points . . . . .	81-29
Scoring 30 or more points . . . . .	36-5
Totaling 350 or more net yards . . . . .	52-25
Rushing for 150 or more yards . . . . .	28-6
Holding opp. under 250 net yards . . . . .	34-6
Holding opp. under 21 points . . . . .	81-15
Holding opp. under 15 points . . . . .	60-7

## POSTSEASON SUCCESS: ACTIVE COACHES

### PLAYOFFS WIN PERCENTAGE (Min. 5 Games)

Rk.	Coach	Rec.	Pct.
1.	Bill Belichick	28-11	.718
2.	<b>John Harbaugh</b>	<b>10-5</b>	<b>.667</b>
3.	Dan Quinn	3-2	.600
4.	Pete Carroll	10-7	.588
5.	Sean Payton	7-5	.583

### SUPER BOWL TITLES

1. Bill Belichick . . . . .	5
2. <b>John Harbaugh</b> . . . . .	<b>1</b>
Pete Carroll . . . . .	1
Mike McCarthy . . . . .	1
Sean Payton . . . . .	1
Doug Pederson . . . . .	1
Mike Tomlin . . . . .	1

## HARBAUGH'S PATH TO THE NFL

Team	Position	Years
<b>Baltimore Ravens</b>	<b>Head Coach</b>	<b>2008-18</b>
Philadelphia Eagles	Secondary	2007
Philadelphia Eagles	Special Teams Coord.	1998-2006
Indiana University	DBs/Special Teams Coord.	1997
University of Cincinnati	Assistant Head Coach	1995-96
University of Cincinnati	TEs/OLBs/RBs/Special Teams	1989-94
Morehead State	DBs/ST Coord./S&C Coach	1988
University of Pittsburgh	Tight Ends	1987
Western Michigan	Graduate Assistant	1984-86

## RAVENS UNDER HARBAUGH: SINCE 2008



**AFC TITLE GAMES**  
(2nd Most - tied, Pit.)



**ROAD PLAYOFF WINS**  
(NFL High)



**PLAYOFF WINS**  
(2nd Most, NE - 13)



**WINS AT HOME**  
(2nd Most)



**TOTAL VICTORIES**  
(4th Most)

*"I like the message that John brings. He doesn't talk like a guy who has been here 10 years. It's amazing how he tends to rejuvenate himself and his message, and we're lucky to have a leader like him."*

*- Steve Bisciotti, Ravens Owner*





# JERRY ROSBURG & SPECIAL TEAMS NOTES



## ROSBURG LEADS RAVENS SPECIALISTS

**SEASONS**  
**RAVENS: 11TH**  
**NFL: 18TH**

Special teams coordinator/associate head coach **Jerry Rosburg** has guided a stellar special teams group since arriving in Baltimore in 2008. Below are several standout notes about the coach and his successful group of specialists.

### SIX PRO BOWLERS

• Six Ravens have earned eight combined Pro Bowl honors while playing for Rosburg: ST **Brendon Ayanbadejo** (2008), K **Billy Cundiff** (2010), RS **Jacoby Jones** (2012), K **Justin Tucker** (2013 & 2016), LS **Morgan Cox** (2015 & 2016) and P **Sam Koch** (2015).

### PRIME KICKER & PUNTER

• Two-time Pro Bowl **K Justin Tucker**, who Rosburg scouted and helped sign as a rookie free agent, owns the NFL's most FGs (214) since entering the NFL in 2012. With an 89.9% career success mark, "Tuck" is the most accurate kicker in league history (214-of-238 on FGAs). Earning his first Pro Bowl nod in 2015, **P Sam Koch's** 46.7 gross average ranked No. 9 in the NFL that season, while his 42.9 net average was No. 2. In 2017, Koch led the NFL in both punts inside the 10 (16) and inside the 20 (a franchise-record 40).

### RAVENS' BIG RETURNS

• Led by Pro Bowl RS **Jacoby Jones** in the 2012 Super Bowl season, Baltimore ranked first in the NFL in KOR average (27.3). Jones, who became the first player ever to record dual KORs of at least 105 yards in a career, tied for a league-leading 3 kick return TDs (2 KORs & 1 PR). He also tied an NFL record for longest KOR in a Super Bowl with his 108-yard KOR-TD. (In 2014's game at Pit., he added another 108-yarder to his resume, marking 4 total KOR-TDs over 100 yards in his career.)

### 2017: RAVENS RETURN GAMES SOARS IN WEEK 6 vs. CHICAGO

• In Week 6 vs. Chicago, for the first time in franchise history, the Ravens returned a kickoff and punt return for a TD in the same game. RB **Bobby Rainey Jr.** posted a 96-yard KOR-TD, while WR **Michael Campanaro** registered a 77-yard PR-TD. The Ravens became the first NFL team to have KOR and PR touchdowns in the same game since 2013, when Detroit and Kansas City each accomplished the feat on 12/8/13.

## BALTIMORE BLOCK PARTY

Since 2014, the Ravens have produced the NFL's third-most blocked kicks (13), including an NFL-high (tied) 4 in 2016.

### MOST BLOCKED KICKS (Since 2014)

Rk.	Team	Blocks
1.	Philadelphia	15
2.	Miami	14
3.	Baltimore	13

### MOST BLOCKED KICKS (2016 Season)

Rk.	Team	Blocks
1.	Baltimore	4
	Miami	4
3.	Five Teams	3

### RAVENS' 13 BLOCKS: BREAKDOWN (SINCE 2014)

Total Blocks	13	1st Qtr.	3	When Losing	8
FG Blocks	7	2nd Qtr.	1	When Winning	3
PAT Blocks	3	3rd Qtr.	3	When Tied	2
Punt Blocks	3	4th Qtr.	6	Record w/ Block	8-5



**J. Tucker FGs Made**  
NFL's Most Since '12



**J. Tucker Points Scored**  
NFL's Second Most Since 2012



**J. Tucker Career FG %**  
Best in NFL History



**Ravens Kickoff Return TDs**  
NFL's Second Most Since 2011



**Ravens Total Kick Return TDs**  
NFL's Third Most Since 2011

## SIX STRAIGHT IN THE TOP 5

In the past six full seasons (2012-17), the Ravens' special teams units have consistently been acknowledged as one of the league's best. In the annual special teams report from senior NFL writer **Rick Gosselin**, Baltimore has ranked in the NFL's Top 5 for six-straight seasons. (Gosselin's report is recognized by NFL teams as a special teams measuring stick.)

### RAVENS SPECIAL TEAMS RANKINGS IN RICK GOSSELIN'S ANNUAL REPORT (Past Six Seasons)

Season	Ranking
2017	4th
2016	5th
2015	1st
2014	5th
2013	5th
2012	2nd

No other NFL team has been in the Top 5 (or even the Top 10) in each of the past six seasons.

## TOP KOR AVERAGE

Since 2008, when **Jerry Rosburg** became the Ravens' ST coordinator, Baltimore owns the NFL's No. 1 KOR average (25.3).

### NFL KICKOFF RETURN AVERAGE (Since 2008 / Rosburg's Baltimore Tenure)

Rk.	Team	KOR	Yards	Avg.	Long	TDs
1.	Baltimore Ravens	453	11,474	25.3	108t	7
2.	Minnesota Vikings	505	12,395	24.5	109t	10
3.	Atlanta Falcons	388	9,305	24.0	102t	1
4.	Seattle Seahawks	475	11,237	23.7	105t	6
5.	New York Jets	508	11,974	23.6	107t	6



# DON "WINK" MARTINDALE & DEFENSIVE NOTES

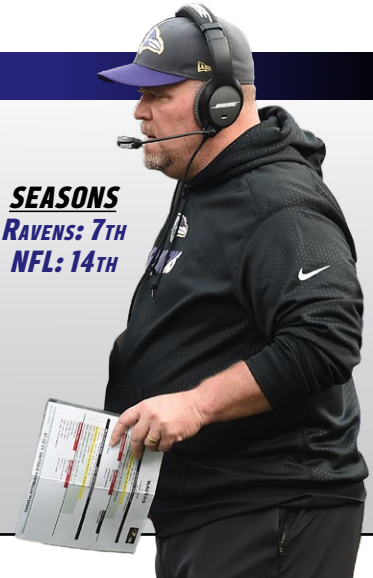
## "WINK" LEADS THE DEFENSE

On Jan. 9, 2018, the Ravens promoted **Don "Wink" Martindale** to defensive coordinator following the retirement of Dean Pees. Martindale, 54, is in his seventh year with the Ravens after serving as LBs coach from 2016-17 and ILBs coach from 2012-15. Under his guidance, **LB C.J. Mosley** has become one of the league's top defenders, earning three Pro Bowls.

The 2018 campaign marks Martindale's 14th season coaching in the NFL, where he has also spent time with Oakland (2004-08) and Denver (2009-10). In 2010, he served as the Broncos' defensive coordinator.

"'Wink' has earned the promotion to defensive coordinator," **John Harbaugh** stated. "His aggressive mentality will serve to take our defense to new levels. He is obviously respected by players, many of whom have already benefited from his direct coaching at the linebacker position. He knows the ins and outs of what we have been about on defense and has been an important contributor to our success on that side of the ball. This is an exciting day for Wink and his family, and also one for the Ravens."

**SEASONS**  
RAVENS: 7<sup>TH</sup>  
NFL: 14<sup>TH</sup>



## 2018 DEFENSIVE NUMBERS TO RAVE ABOUT

**1** — NFL team (Baltimore) to boast a Top 5 passing (No. 2) and rushing (No. 3) defense. Overall, Baltimore ranks No. 1 in the league, allowing 270.8 yards per game.

**31.1** — Percentage of opponent drives that have ended in three-and-outs for the Ravens, ranking as the NFL's best defensive mark. Baltimore has also posted a league-high 23 three-and-outs.

**39** — Passes defended by Baltimore's defense, ranking No. 2 in the NFL (Cleveland is first with 41).

**45** — An NFL-best tackles for loss by the the Ravens this season.

## SHUT 'EM DOWN

Dating back to 2017, 14 shutouts have been pitched by defenses throughout the NFL. Of those, a league-high 4, including last week's 21-0 win at Tennessee, have come courtesy of the Ravens.

MOST SHUTOUTS (Since 1996 / Ravens' Inception)		MOST SHUTOUTS (Since 2017)	
Rk.	Team	Rk.	Team
1.	Baltimore Ravens . . . . . 14	1.	Baltimore Ravens 4
2.	San Francisco 49ers . . . . . 11	2.	Los Angeles Rams 2
	Seattle Seahawks . . . . . 11	3.	Eight Teams 1

## ALL-TIME RAVENS 'D' COORDINATORS

**Don Martindale** joins a long line of great Ravens defensive coordinators, four of whom have gone on to become NFL head coaches: Marvin Lewis (1996-2001), Mike Nolan (2002-04), Rex Ryan (2005-08) and Chuck Pagano (2011).

### RAVENS ALL-TIME DEFENSIVE COORDINATORS

<b>Don Martindale (2018)</b>	Rex Ryan (2005-08)
Dean Pees (2012-17)*	Mike Nolan (2002-04)
Chuck Pagano (2011)	Marvin Lewis (1996-2001)*
Greg Mattison (2009-10)	* Super Bowl-winning DC

## RAVENS' STANDOUT "D"

Entering Week 7, the Ravens own the NFL's No. 1 scoring defense and No. 1 overall (yppg) defense. Incredibly, the Ravens have only allowed 77 points. The last team to permit 77 or fewer points through the first six games of a season was the 2013 Chiefs (65).

2018 TOTAL DEFENSE		2018 SCORING DEFENSE	
Rk.	Team	Rk.	Team
1.	Baltimore . . . . . 270.8	1.	Baltimore . . . . . 12.8
2.	Jacksonville . . . . . 306.5	2.	Dallas . . . . . 17.2
3.	Buffalo . . . . . 311.7	3.	Tennessee . . . . . 17.8
4.	Dallas . . . . . 315.2	4.	Chicago . . . . . 19.2
5.	Washington . . . . . 326.2	5.	Phi./Sea . . . . . 19.5

## RAVENS "D" UNDER HARBAUGH

**Don Martindale** leads a defensive unit that, during the **John Harbaugh Era** (2008-18), has been superb.

<b>POINTS PER GAME ALLOWED</b>	<b>TOUCHDOWNS ALLOWED</b>
1. Baltimore . . . . . 18.9	1. Baltimore . . . . . 330
2. Pittsburgh . . . . . 19.1	2. Pittsburgh . . . . . 343
3. New England . . . . . 19.5	3. Seattle . . . . . 348
<b>TOTAL NET YARDS ALLOWED</b>	<b>OPPONENT PASSER RATING</b>
1. Pittsburgh . . . . . 309.7	1. Baltimore . . . . . 79.0
2. Baltimore . . . . . 316.0	2. Cincinnati . . . . . 81.0
3. NY Jets . . . . . 320.7	Buffalo . . . . . 81.0
<b>RUSHING YARDS ALLOWED</b>	<b>THIRD-DOWN DEFENSE</b>
1. Pittsburgh . . . . . 93.8	1. Baltimore . . . . . 35.8
2. Baltimore . . . . . 97.7	2. Houston . . . . . 35.9
3. Minnesota . . . . . 100.8	3. Denver . . . . . 36.3

## SACK CITY, USA

In Week 6 at Tennessee, Baltimore racked up a franchise-best 11 sacks, tying for the second most by a team in league history. They also stand as the most in an NFL game since 2012 (San Diego, 11).

### MOST SINGLE-GAME SACKS RAVENS HISTORY

<b>10/14/18 at Ten . . . . . 11</b>
11/24/11 vs. SF . . . . . 9
11/26/06 vs. Pit . . . . . 9
11/16/97 vs. Phi . . . . . 9

**Second-Half "D" Dominates: The Ravens are the first team since the 1934 Lions not to allow a touchdown after halftime in each of their first six games of a season. Baltimore has permitted just 15 points in the second half/OT in 2018.**



# MARTY MORNHINWEG & OFFENSIVE NOTES

## MARTY MANS THE OFFENSE

Marty Mornhinweg was elevated to offensive coordinator on Oct. 10, 2016. A 24-year NFL coaching veteran, Mornhinweg, who joined Baltimore as QBs coach in 2015, is a former head coach of the Lions (2001-02). He has also served as offensive coordinator for the New York Jets (2013-14), Philadelphia Eagles (2004-12) and San Francisco 49ers (1997-2000).

### FIVE PRO BOWLERS

- Throughout his NFL coaching career, five quarterbacks have earned Pro Bowl honors under Mornhinweg's direction: Michael Vick, Donovan McNabb, Steve Young, Jeff Garcia and Brett Favre.

### SEASONS

**RAVENS: 4TH**  
**NFL: 24TH**



## MARTY'S NFL COORDINATOR ROLES

### 1997-2000: 49ers – Offensive Coordinator/QBs Coach

- During this span, SF offense ranked third in total net yards (364.6 ypg), including third in rushing (131.4 ypg) and fifth in passing (233.2 ypg).
- In 1999, the 49ers boasted the NFL's No. 1 rush offense (130.9 ypg).
- In 1998, SF offense ranked No. 1 in the NFL (425.0 ypg), including first in rushing (159.0 ypg) and second in passing (266.0 ypg).

### 2004-12: Eagles – Offensive Coordinator/Asst. Head Coach

- Under Mornhinweg, 10 offensive players earned a total of 17 Pro Bowl honors. Philly set a then-franchise best with 6,386 total net yards in 2011.
- In his first season (2004) guiding the offense, Philadelphia advanced to Super Bowl XXXIX.

### 2013-14: NY Jets – Offensive Coordinator

- Jets ranked third in the NFL rush offense (138.7 ypg) during this span.
- In 2014, helped guide a rushing attack that finished third in the NFL (142.5 ypg) behind RBs Chris Ivory and Chris Johnson.

### 2016-18: Baltimore Ravens – Offensive Coordinator

- In 2016, QB Joe Flacco threw for a franchise-record 4,317 yards.
- Over 2017 season's last nine games, Baltimore scored the NFL's second-most points per contest (29.4). During this span, the Ravens also ranked No. 1 in fewest giveaways (5) and No. 2 in sacks allowed (10).

## TOP "O" UNDER HARBAUGH

The Ravens' Top 6 all-time single-game offensive outputs have come during the **John Harbaugh/QB Joe Flacco** Era, including a 496-yard performance vs. Miami with **Marty Mornhinweg** as O.C. in 2016.

### RAVENS TOP TOTAL NET YARDS (Single-Game History)

Yards	Game/Date	Results
553	09/25/11 at STL	W, 37-7
548	12/13/09 vs. Det.	W, 48-3
533	12/23/12 vs. NYG	W, 33-14
503	09/23/12 vs. NE	W, 31-30
501	09/13/09 vs. KC	W, 38-24
496	12/04/16 vs. Mia.	W, 38-6

### BALTIMORE RAVENS MOST TOTAL YARDS

(Since 2012 / Past Six Years)

12/23/12 vs. NYG	533
09/23/12 vs. NE	503
12/04/16 vs. Mia.	496
09/20/15 at Oak.	493
10/12/14 at TB	475
09/28/14 vs. Car.	454

## RUN GAME QUICK HITS

- ✓ *The Ravens' 8 rushing TDs in 2018 tie (Cle. & Pit.) for the NFL's third most entering Week 7. Alex Collins has a team-high 5 such scores.*
- ✓ *Since 2008, the Ravens' 148 rushing TDs rank seventh.*
- ✓ *Under Harbaugh, when rushing for at least 125 yards in a game, the Ravens have produced a 49-10 record. Baltimore is 28-6 when rushing for at least 150 yards during the Harbaugh Era.*

## 290/25 CLUB

The Ravens are one of seven teams this season to average at least 290 passing yards and 25 points per game. Entering Week 7, Baltimore has produced 293.8 passing yards and 25.5 points per contest.

### TEAMS TO AVG. 290 NET PASS YARDS & 25 POINTS / 2018

Team.	Pass YPG	Points/Game
Tampa Bay Buccaneers	368.4	28.2
Pittsburgh Steelers	329.0	28.5
New Orleans Saints	320.8	36.0
Atlanta Falcons	311.2	27.8
Los Angeles Rams	310.0	32.7
Kansas City Chiefs	306.5	35.8
<b>Baltimore Ravens</b>	<b>293.8</b>	<b>25.5</b>

## RAVENS PILE UP THE POINTS

**25.5** – Points per game the Ravens have averaged in 2018, ranking No. 12 in the NFL.

**27.9** – Points per game the Ravens have averaged dating back to Week 8 of 2017, ranking as the NFL's sixth-best mark.

**+76** – Baltimore's scoring differential this season (153-77), ranking second best in the NFL (LAR, +78). In the second half alone, the Ravens have outscored opponents, 62-12 (+50), ranking No. 1 in the NFL.

## PRIME PROTECTION

Since 2014 (a 70-game span), Baltimore's 115 sacks permitted rank as the NFL's fewest. The Ravens have allowed zero sacks in 16 games since 2014, a mark that ties (three teams) as the NFL's most.

### NFL'S FEWEST SACKS ALLOWED / SINCE 2014

Rk.	Team	Sacks
1.	Baltimore Ravens	115
2.	New Orleans Saints	117
3.	Oakland/Pittsburgh	120

### ZERO SACKS ALLOWED / GAMES / SINCE 2014

Baltimore Ravens	16
New York Giants	16
Oakland Raiders	16
Pittsburgh Steelers	16



## ASSISTANT COACHES

### **JERRY ROSBURG**

#### **SPECIAL TEAMS COORD. / ASSOC. HEAD COACH**

In his 40th season coaching, Rosburg has guided an exceptional special teams group over his 10 years (2008-17) with the Ravens. Specifically in the past six full seasons (2012-17), the Ravens' ST units have consistently been acknowledged as one of the league's best. In the annual special teams report from senior NFL writer Rick Gosselin, Baltimore has ranked in the NFL's Top 5 for six-straight seasons (and is the only team to do so).

### **DON MARTINDALE**

#### **DEFENSIVE COORDINATOR**

"Wink" was promoted to "D" coordinator on Jan. 9, 2018 after six years working with Baltimore's LBs. Originally joining the Ravens in 2012, during the past six seasons, Martindale has guided and helped grow a number of standout linebackers, most notably ILB C.J. Mosley. Martindale was the Broncos' "D" coordinator in 2010, and in 2009, coached all four LBs in the 3-4 scheme.

### **MARTY MORNHINWEG**

#### **OFFENSIVE COORDINATOR**

Mornhinweg is in his third year as offensive coordinator, originally assuming the role in Week 6 of 2016. A 34-year coaching veteran and former NFL head coach (Lions), he has an extensive background coordinating offenses and tutoring QBs. Throughout his NFL career, five QBs have earned Pro Bowl honors under his direction: Michael Vick, Donovan McNabb, Jeff Garcia, Steve Young and Brett Favre.

### **GREG ROMAN**

#### **ASSISTANT HEAD COACH / TIGHT ENDS COACH**

Roman is in his second stint with the Ravens, re-joining the team in 2017. In the latter part of '17, Baltimore's offense made big strides, and following the season, he was promoted to assistant head coach/TEs coach. Since his first term in Baltimore (2006-07), he has been a successful NFL offensive coordinator both in San Francisco and Buffalo.

### **RICHARD ANGULO**

#### **ASSISTANT OFFENSIVE LINE COACH**

Angulo is in his fifth year with the Ravens and his second as the team's assistant offensive line coach. In 2017, he helped coach an offensive line that allowed the league's seventh-fewest sacks (27, tied with Minnesota). From 2015-16, he served as Baltimore's tight ends coach after being promoted from his original position of offensive coaching intern (2014).

### **ANDY BISCHOFF**

#### **OFFENSIVE ASSISTANT / TIGHT ENDS**

Bischoff is in his fourth year with the Ravens and continues his work with the TEs, while aiding "O" coordinator Marty Mornhinweg and assistant head coach Greg Roman, who also coaches the TEs.

### **RANDY BROWN**

#### **SPECIALISTS COACH**

Brown works directly with the kicking group – K Justin Tucker, P Sam Koch (holder) and LS Morgan Cox – and has coached five Pro Bowlers in Baltimore: Koch (2015), Cox (2015 & 2016), Tucker (2013 & 2016), K Billy Cundiff (2010) and K Matt Stover (last kicked for Ravens in 2008).

### **JOE CULLEN**

#### **DEFENSIVE LINE COACH**

Cullen enters his third year as the Ravens' defensive line coach. He originally joined the team in 2016 following two seasons with the Buccaneers in the same role. A D-line specialist, he has 29 years of experience, including 11 in the NFL with five teams (Bal., TB, Cle., Jax. and Det.).

### **JOE D'ALESSANDRIS**

#### **OFFENSIVE LINE COACH**

Pronounced *dell-ah-SAN-dress*, he is a 40-year coaching veteran who enters his second season as Baltimore's O-line coach. "Joe D" has extensive experience guiding and developing linemen, both in the collegiate ranks and pros. Since transitioning to the NFL in 2008, he's mentored players for the Chiefs, Bills, Chargers and Ravens.

### **BOBBY ENGRAM**

#### **WIDE RECEIVERS COACH**

Engram, who enjoyed a 14-year NFL playing career, is in his fifth season as the Ravens' WRs coach. In his third year (2016) guiding Baltimore's receivers, his group helped record the second-most net passing yards in team history (4,100), including a franchise-best 4,317 by QB Joe Flacco.

### **THOMAS HAMMOCK**

#### **RUNNING BACKS COACH**

Hammock is in his fifth year as the Ravens' RBs coach. In 2017, he helped guide RB Alex Collins to a breakout season, when the back tallied 973 rushing yards and 1,160 yards from scrimmage. Prior to joining the Ravens, he spent 11 years on the collegiate circuit, including three (2011-13) as Wisconsin's assistant HC/RBs/recruiting coordinator.

### **CHRIS HEWITT**

#### **SECONDARY COACH**

Hewitt enters his second season as the secondary coach after being promoted prior to the 2017 campaign. He previously served as the team's DBs coach from 2015-16 and the assistant secondary coach in 2014. In his seventh-overall year in Baltimore, he also spent two years (2012-13) helping guide the special teams unit led by Jerry Rosburg.

### **CHRIS HORTON**

#### **ASSISTANT SPECIAL TEAMS COACH**

Horton is in his third year as the Ravens' assistant special teams coach, working directly with Jerry Rosburg. Horton has helped Baltimore's special teams units

perform outstandingly in the three years he's been involved. In the annual special teams report from senior NFL writer Rick Gosselin, Baltimore has ranked in the NFL's Top 5 for six-straight seasons.

### **STERLING LUCAS**

#### **QUALITY CONTROL - DEFENSE**

Lucas is in his third year with the Ravens after being promoted to a defensive quality control coach in January 2018, with responsibilities that include finding tips/tendencies on opponent offenses, self-scouting and working with the LBs.

### **MIKE MACDONALD**

#### **LINEBACKERS COACH**

Macdonald is in his first season as the team's LBs coach. In his fifth year with the Ravens, he previously spent time as the defensive backs coach (2017) and as a defensive assistant (2015-16). He originally joined Baltimore in 2014 as a coaching intern.

### **JAMES URBAN**

#### **QUARTERBACKS COACH**

Urban joined the Ravens in 2018. A 15-year NFL coaching veteran, he spent the past seven seasons with AFC North rival Cincinnati, coaching the WRs. He entered the NFL with the Eagles in 2004. After five seasons in two roles under Andy Reid, he was promoted to QBs coach his final two years (2009-10), coaching Pro Bowlers Donovan McNabb (2009) and Michael Vick (2010).

### **CRAIG VER STEEG**

#### **SENIOR OFFENSIVE ASSISTANT**

Pronounced *ver-STEEG*, he is in his 11th year working with the Ravens. Ver Steeg, who owns 35 years of coaching experience, has an extensive background working with QBs, WRs and RBs. As one of John Harbaugh's original coaching hires (2008), he has assisted in game preparation, game and practice analysis and guiding players.

### **MATT WEISS**

#### **FOOTBALL STRATEGY COORD. / WRs**

Weiss is in his 10th season with the Ravens after assisting with the QBs from 2016-17. Prior to joining the offense, he coached on defense in a variety of roles, including CBs, assistant LBs and quality control. In addition to his coaching duties, he's responsible for leading coaching staff analytics, advising John Harbaugh on game management and scripting situational practice periods.

### **DREW WILKINS**

#### **ASST. DEFENSIVE LINE / OLBS**


Wilkins originally joined the Ravens in 2010 and was promoted to assistant D-line/OLBs coach in 2018. Wilkins, who spent three seasons (2014-16) as a defensive assistant, was responsible for weekly production of the defensive playbook, scouting reports, film breakdown and assisting with the development of the D-line in practice.



# OZZIE NEWSOME / PERSONNEL NOTES

## THE WIZARDRY OF OZ

**SEASONS**  
**RAVENS: 22**  
**NFL: 40**



Ozzie Newsome's legacy is unlike any the game has seen. Known throughout all of sports as a premier leader, Newsome is a Hall of Fame player, the architect of Baltimore's 2000 and 2012 Super Bowl championship teams and an elite personnel evaluator who became the NFL's first African American GM.

### OZZIE NEWSOME CAREER SNAPSHOT

- NFL's first African American General Manager (promoted in 2002)
- Architect of Ravens 2000 & 2012 Super Bowl Championship Teams
- NFL Executive of the Year (2000)
- Pro Football Hall of Fame (class of 1999)
- State of Alabama Hall of Fame (class of 1995)
- National Football Foundation College Hall of Fame and NCAA Hall of Fame (class of 1994)
- 13-Year NFL Tight End with Cleveland Browns (1978-90)
- Three-Time Pro Bowler (1981, 1984-85)
- Four-Time Cleveland Touchdown Club Offensive Player of the Year
- Current Member of Two Major NFL Policy-Making Groups: Competition Committee and Player Care Foundation Board

## FIRST-ROUND FINDS

Led by Ozzie Newsome, the Ravens have selected 24 players in the first round. These picks have earned 60 combined Pro Bowls, many All-Rookie honors, multiple Defensive Player of the Year Awards, two Super Bowl MVPs and two Hall of Fame enshrinements.

### RAVENS ALL-TIME FIRST-ROUND DRAFT PICKS

Year	Name	Pick	Pro Bowls
1996	T Jonathan Ogden*~	4	11
1996	LB Ray Lewis* ++ ~-	26	13
1997	LB Peter Boulware*	4	4
1998	CB Duane Starks*	10	
1999	CB Chris McAlister*	10	3
2000	RB Jamal Lewis* =	5	1
2000	WR Travis Taylor	10	
2001	TE Todd Heap*	31	2
2002	S Ed Reed* +	24	9
2003	OLB Terrell Suggs* +	10	7
2003	QB Kyle Boller	19	
2005	WR Mark Clayton*	22	
2006	DT Haloti Ngata*	12	5
2007	G Ben Grubbs*	29	2
2008	QB Joe Flacco^ ~	18	
2009	T Michael Oher*	23	
2011	CB Jimmy Smith	27	
2013	S Matt Elam	32	
2014	LB C.J. Mosley*	17	3
2015	WR Breshad Perriman	26	
2016	T Ronnie Stanley	6	
2017	CB Marlon Humphrey	16	
2018	TE Hayden Hurst	25	
2018	QB Lamar Jackson	32	

\* All-Rookie Team    ^ Rookie of the Year (*NFL.com* Fan Vote)  
 ~ Super Bowl MVP    + Defensive Player of the Year Awards  
 = Offensive Player of the Year Award    - Pro Football Hall of Fame

## HOMEGROWN PRO BOWLERS

Year Drafted (Rd.)	Name	Pro Bowls
1996 (1st)	LB Ray Lewis	13
1996 (1st)	T Jonathan Ogden	11
2002 (1st)	S Ed Reed	9
<b>2003 (1st)</b>	<b>OLB Terrell Suggs</b>	<b>7</b>
2007 (3rd)	G Marshal Yanda	6
2006 (1st)	DT Haloti Ngata	5
1997 (1st)	OLB Peter Boulware	4
1999 (1st)	CB Chris McAlister	3
2008 (2nd)	RB Ray Rice	3
2015 (RFA)	LS Morgan Cox #	2
2001 (1st)	TE Todd Heap	2
1996 (5th)	WR/RS Jermaine Lewis	2
2007 (4th)	FB Le'Ron McClain	2
<b>2014 (1st)</b>	<b>LB C.J. Mosley</b>	<b>3</b>
2000 (6th)	OLB Adalius Thomas	2
2012 (RFA)	K Justin Tucker #	2
2007 (1st)	G Ben Grubbs	1
2013 (4th)	FB Kyle Juszczyk	1
2006 (6th)	P Sam Koch	1
2000 (1st)	RB Jamal Lewis	1
2002 (RFA)	LB Bart Scott #	1

# Undrafted rookie free agent    **Bold** indicates 2017 Pro Bowler



**21**  
HOMEGROWN  
RAVENS PRO BOWL  
PLAYERS



**18**  
RAVENS  
DRAFT PICKS  
To Earn Pro Bowls



**3**  
RAVENS  
ROOKIE FREE AGENTS  
To Earn Pro Bowls

### Ozzie's First Two Draft Choices: Jonathan Ogden & Ray Lewis – Hall of Fame Legends

According to ESPN Stats & Info, with Ray Lewis' 2018 Hall of Fame induction, it marks the first time that two players (Ogden & Lewis in 1996) were drafted in the same round by the same team and reached the HOF in their first year of eligibility.



# OZZIE NEWSOME / PERSONNEL NOTES

## AN ELITE CLUB

The Ravens have won two Super Bowls during their 22-year history, doing so in 2000 and 2012. Baltimore is one of four franchises to win multiple World Championships since 2000.



### MOST SUPER BOWL CHAMPIONSHIPS (Since 2000 Season)

Titles	Team	Seasons
5	New England Patriots	2001, '03-04, '14, '16
2	<b>Baltimore Ravens</b>	<b>2000, '12</b>
2	New York Giants	2007, '11
2	Pittsburgh Steelers	2005, '08

## CONSISTENT CONTENDERS

The Ravens have earned 10 playoff berths in their history (2014, 2012, 2011, 2010, 2009, 2008, 2006, 2003, 2001 & 2000). Baltimore's 11 berths from 2000-17 rank fourth in the AFC and seventh overall in the NFL.

### MOST NFL PLAYOFF BERTHS / 2000-17 / PAST 18 SEASONS

AFC	NFC
15 - New England	13 - Green Bay
13 - Indianapolis	11 - Philadelphia
12 - Pittsburgh	11 - Seattle
<b>10 - Baltimore</b>	

## PLAYOFFS SINCE 2008

Baltimore is one of eight teams to earn a playoff berth in six of the past 10 full seasons. In each of those respective playoff years, the Ravens won at least one playoff game.

### MOST PLAYOFF BERTHS / 2008-17 / PAST 10 SEASONS

Berths	Team	Seasons
9	New England Patriots	2009-17
8	Green Bay Packers	2009-16
7	Pittsburgh Steelers	2008, 2010-11, 2014-17
<b>6</b>	<b>Baltimore Ravens</b>	<b>2008-12, 2014</b>
6	Atlanta Falcons	2008, 2010-12, 2016-17
6	Cincinnati Bengals	2009, 2011-15
6	Indianapolis Colts	2008-10, 2012-14
6	Seattle Seahawks	2010, 2012-16

## RAVENS "20/20" CLUB

The "20/20 Club" includes members of the team's personnel staff who started with the Ravens as young assistants and grew into evaluators with more input. The term "20/20" refers to hiring 20-year-olds for \$20,000. But according to **Ozzie Newsome**: "The guys actually started when they were a little older than 20 and for more than \$20,000, but that's what we call them."

### RAVENS "20/20 CLUB" GRADUATES / CURRENT SCOUTS

Name	Joined Ravens	Current Title
George Kokinis (Cle.)	1991	Senior Personnel Assistant
Eric DeCosta	1996	Assistant General Manager
Joe Hortiz	1998	Director of College Scouting
Chad Alexander	1999	Asst. Dir. of Pro Personnel
Mark Azevedo	2005	Northeast Area Scout
David Blackburn	2007	West Area Scout
Andrew Raphael	2013	Southeast Area Scout
Brandon Berning	2015	Midwest/SW Area Scout
Joey Cleary	2015	College & Pro Scout

## UNDRAFTED GEMS

Undrafted rookies **LB Chris Board**, WR/RS Janarion Grant and CB Darius Williams made the Ravens' 2018 Week 1 roster. Their statuses marked the 15th-straight season a RFA has made Baltimore's roster, tying for the NFL's second-longest active streak.

### CONSECUTIVE SEASONS W/ ROOKIE FA ON WEEK 1 ROSTER (Current NFL Streaks)

Rk.	Team	Seasons
1.	Indianapolis Colts	20
2.	<b>Baltimore Ravens</b>	<b>15</b>
	Denver, New England	15

## ROOKIE FREE AGENTS

The Ravens have a history of unearthing rookie free agent gems. On their 2018 Week 7 roster, the Ravens have nine such players who were originally signed by the team as undrafted players.

### ORIGINAL RAVENS ROOKIE FA SIGNINGS / 2018 ROSTER

2010: LS Morgan Cox	2016: DT Michael Pierce
2010: LB Albert McClellan	2016: G/C Matt Skura
2012: K Justin Tucker	2017: FB/DL Patrick Ricard
2014: T James Hurst	2018: LB Chris Board
2016: LB Patrick Onwuasor	

## RAVENS FIND SUCCESS IN EVERY ROUND

**1st** → Jonathan Ogden ('96), Ray Lewis ('96), Peter Boulware ('97), Chris McAlister ('99), Jamal Lewis ('00), Todd Heap ('01), Ed Reed ('02), Terrell Suggs ('03), Haloti Ngata ('06), Joe Flacco ('08), Jimmy Smith ('11), C.J. Mosley ('14), Ronnie Stanley ('16), Marlon Humphrey ('17)

**2nd** → Jamie Sharper ('97), Ray Rice ('08), Torrey Smith ('11), Courtney Upshaw ('12), Kelechi Osemele ('12), Timmy Jernigan ('14)

**3rd** → Casey Rabach ('01), Marshal Yanda ('07), Lardarius Webb ('09), Brandon Williams ('13), Crockett Gillmore ('14)

**4th** → Edwin Mulitalo ('99), Jarret Johnson ('03), Le'Ron McClain ('07), Dennis Pitta ('10), Kyle Juszczyk ('13), Alex Lewis ('16), Tavon Young ('16)

**5th** → Jermaine Lewis ('96), Dawan Landry ('06), Arthur Jones ('10), Pernell McPhee ('11), Rick Wagner ('13), Matthew Judon ('16)

**6th** → Adalius Thomas ('00), Chester Taylor ('02), Sam Koch ('06), Haruki Nakamura ('08), Tyrod Taylor ('11), Maurice Canady ('16)

**7th** → DeAngelo Tyson ('12), Michael Campanaro ('14)

**RFA** → Mike Flynn ('97), Priest Holmes ('97), Will Demps ('02), Bart Scott ('02), Ma'ake Kemoeatu ('02), Jameel McClain ('08), Dannell Ellerbe ('09), Morgan Cox ('10), Justin Tucker ('12), James Hurst ('14), Zach Orr ('14), Patrick Onwuasor ('16), Michael Pierce ('16), Matt Skura ('16)



# IRONMEN & TURNOVER NOTES

## NFL IRONMEN

Among active NFL players, Ravens **P Sam Koch** (198) & **CB Brandon Carr** (166) each rank first at their respective positions for current streaks of most consecutive games played. Koch's streak also ranks as the longest in Ravens history.

### CONSECUTIVE GAMES PLAYED / CURRENT NFL STREAKS

PUNTERS		CORNERBACKS	
1. <b>Sam Koch (Bal.)</b> . . . . .	<b>198</b>	1. <b>Brandon Carr (Bal.)</b> . . .	<b>166</b>
2. Brett Kern (Ten.) . . . . .	166	2. Patrick Peterson (Ari.) . .	118
3. Dustin Colquitt (KC) . . . .	158	3. Chris Harris (Den.) . . . .	100

## CARR IS THE IRON HORSE

Ravens **CB Brandon Carr's** 166-consecutive *starts* rank as the NFL's longest active streak among defensive players, and it stands second overall among all NFL players.

### NFL CONSECUTIVE GAMES STARTED / CURRENT STREAKS

Rk.	Player	Games
1.	Philip Rivers (LAC)	198
2.	<b>Brandon Carr (Bal.)</b>	<b>166</b>
3.	Glover Quin (Det.)	137
	Matt Ryan (Atl.)	137
5.	Patrick Peterson (Ari.)	118
6.	Matthew Stafford (Det.)	117
	Ryan Kerrigan (Was.)	117

## RAVENS IRONMEN

### RAVENS CONSECUTIVE GAMES PLAYED / CURRENT STREAKS

Rk.	Player	Games
1.	Sam Koch	198
2.	Justin Tucker	102
3.	Anthony Levine Sr.	86

### RAVENS CONSECUTIVE GAMES PLAYED / ALL-TIME STREAKS

Rk.	Player	Games	Years
1.	<b>Sam Koch</b>	<b>198</b>	<b>2006-present</b>
2.	Jarret Johnson	129	2003-11
3.	Joe Flacco	122	2008-2015
4.	Peter Boulware	111	1997-2003
5.	Matt Stover	110	2002-08

### BALTIMORE RAVENS MOST ALL-TIME GAMES PLAYED

Rk.	Player	Games	Years
1.	Ray Lewis	228	1996-2012
2.	<b>Terrell Suggs</b>	<b>219</b>	<b>2003-present</b>
3.	Matt Stover	207	1996-2008
4.	<b>Sam Koch</b>	<b>198</b>	<b>2006-present</b>
5.	Jonathan Ogden	177	1996-2007
6.	<b>Joe Flacco</b>	<b>160</b>	<b>2008-present</b>
	Ed Reed	160	2002-12
8.	<b>Marshal Yanda</b>	<b>152</b>	<b>2007-present</b>
9.	Jarret Johnson	143	2003-11
10.	Chris McAlister	135	1999-2008
	Haloti Ngata	135	2006-14
12.	Kelly Gregg	134	2001-10
13.	Mike Flynn	133	1998-2007
	Todd Heap	133	2001-10

## TURNOVER MARGIN SINCE 2008

Since head coach **John Harbaugh's** 2008 Baltimore arrival, the Ravens have produced the NFL's fifth-best turnover differential (+44). Baltimore also owns a +54 differential *at home* during this time, which ranks as the league's third-best mark.

### NFL's TOP TURNOVER DIFFERENTIALS (Since 2008 / John Harbaugh Era)

Rk.	Team	Takeaways	Giveaways	Turnover Diff.
1.	New England	291	166	+125
2.	Green Bay	288	194	+94
3.	Kansas City	266	213	+53
4.	Seattle	270	220	+50
5.	<b>Baltimore*</b>	<b>272</b>	<b>228</b>	<b>+44</b>
6.	Atlanta	254	215	+39
	Carolina	290	251	+39

\* Ravens (+17) ranked No. 1 in the NFL in 2017.

## 2017 TURNOVER DIFFERENTIAL

• In 2017, the Ravens' +17 turnover ratio ranked No. 1 in the NFL. Baltimore's 34 total takeaways (22 INTs & 12 FRs) also ranked No. 1 for the season.

• Baltimore's +14 turnover margin since Week 8 (final nine games) was the NFL's best mark (Chargers were second at +10).

• The Ravens' 22 interceptions ranked No. 1 in the NFL, with the Jaguars finishing second with 21.

## TURNOVER TABLE SINCE 2000

Year	TA/TO	Plus/Minus	Record
<b>2018</b>	<b>6/8</b>	<b>-2</b>	<b>4-2</b>
2017	34/17	+17	9-7
2016	28/23	+5	8-8
2015	14/28	-14	5-11
2014	22/20	+2	10-6
2013	24/29	-5	8-8
2012	25/16	+9	10-6
2011	26/24	+2	12-4
2010	27/20	+7	12-4
2009	32/22	+10	9-7
2008	34/21	+13	11-5
2007	23/40	-17	5-11
2006	40/23	+17	13-3
2005	26/36	-10	6-10
2004	34/23	+11	9-7
2003	41/38	+3	10-6
2002	31/32	-1	7-9
2001	28/36	-8	10-6
2000	49/26	+23	12-4
<b>Total</b>	<b>544/482</b>	<b>+62</b>	<b>170-124</b>

## RAVENS ARE...

Since 2000, here are the Ravens' records in a game:

- When turnover ratio is +2 or better . . . . . 76-5
- When turnover ratio is +1 or better . . . . . 111-16
- When turnover ratio is even . . . . . 30-22
- When turnover ratio is negative . . . . . 28-84

**Note:** Since 2000, the Ravens are 76-5 when posting at least a +2 turnover margin, with the only losses coming in 2010 (23-20 OT at NE), 2012 (24-23 at Phi.), 2014 (34-33 vs. SD) and 2016 (27-23 at NYG & 30-23 at NE).



# THAT M&T MAGIC



## AT HOME UNDER HARBAUGH

Under **John Harbaugh** (since 2008) the Ravens own the NFL's third-best home winning pct. (.744), going 61-21 at M&T Bank Stadium.

### NFL'S BEST REGULAR SEASON HOME RECORDS (John Harbaugh Era / Since 2008)

Rk.	Team	Record	Pct.
1.	New England Patriots	72-12	.857
2.	Green Bay Packers	62-20-2	.750
3.	<b>Baltimore Ravens</b>	<b>61-21</b>	<b>.744</b>
4.	Pittsburgh Steelers	59-24	.711
5.	New Orleans Saints	57-26	.687

## RAVENS DOMINATE AT HOME

Simply put, the Ravens have been dominant at home since the day they arrived in Baltimore. Below are the Ravens' respective home records and corresponding NFL rankings during several periods.

### RAVENS HOME RECORDS / NFL RANKINGS

Time Period (Milestone)	Record	NFL Rank
Since 2010 (Past Eight-plus Seasons)	49-17	3
Since 2008 (John Harbaugh's Arrival)	61-21	3
Since 2000 (First Super Bowl Season)	107-39	2
Since 1998 (M&T Bank Stadium Opened)	115-47	3
Since 1996 (Team's Inception)	122-55-1	5

## AT HOME, RAVENS ARE...

• Under **John Harbaugh** (since 2008), Baltimore has gone 16-4 against NFC teams at M&T Bank Stadium, producing the best home record by an AFC squad vs the "other" conference.

Under Harbaugh, the Ravens are 17-2 in September home games. The Ravens have won 20 of their past 22 home games in the month of September (dating back to 2006).

• Under Harbaugh, the Ravens are 18-3 in November home games, producing the NFL's best record. The Ravens have won 16 of their past 18 home games during the month.

• The Ravens are 16-8 at home in the month of December under Harbaugh and 36-16 in such games during their history.

• Under coach Harbaugh, the Ravens are 21-9 in home games played against AFC North foes.

• Baltimore has won 16 of its last 22 home games vs. AFC North foes.

• Baltimore has won 19 of its last 23 home games vs. NFC teams.

• The Ravens are 12-3 at home all time against teams from the *West Coast* (Oak. – 5-1, SD – 3-1, SF – 2-0 and Sea. – 2-1).

• In the Ravens' history, Baltimore has hosted 18 games when the temperature was below 40 degrees. Impressively, the Ravens are 15-3 in these contests.

## TOP "D" AT HOME

Baltimore has permitted an NFL-best 16.4 ppg at home during the **John Harbaugh** Era. Under "Harbs," the Ravens are 30-0 at home when allowing 10 points or fewer. In 19 of those games, the Ravens gave up no more than 7 points.

### FEWEST POINTS/GAME ALLOWED AT HOME (Since 2008)

Rk.	Team	PPG
1.	<b>Baltimore</b> . . . . .	<b>16.4</b>
2.	Seattle . . . . .	18.2
3.	New England . . . . .	18.7

## RAVENS DEFENSE AT HOME (SINCE 2008)



**16.4**  
Points Per Game Allowed  
(NFL's Fewest)



**73.4**  
Opponent Passer Rating  
(NFL's Best)



**297.6**  
Yards Per Game Allowed  
(NFL's Best)

## M&T BANK STADIUM FAST FACTS

✓ *Dating back to 2008, the Ravens have outscored opponents 2,062 to 1,344 at home. In their 61 wins during this span, the margin of victory has been a strong 14.5 points per game.*

✓ *In the 47-3 Week 1 win over Buffalo, Baltimore allowed 3 or fewer points at home for the fifth time under John Harbaugh.*

## QUITE THE HOME HISTORY

The Ravens' "D" has been stout at home for many seasons. Since 2003, Baltimore ranks first in fewest points allowed per game (16.3) among home teams. The Ravens have also registered the top mark in terms of fewest yards allowed per game (292.0).

### BEST NFL DEFENSES AT HOME / SINCE 2003

TOTAL DEFENSE (Fewest Yards Allowed)
1. <b>Baltimore</b> . . . . . 292.0
2. Pittsburgh . . . . . 299.5
3. NY Jets . . . . . 308.0

POINTS PER GAME (Fewest Allowed)
1. <b>Baltimore</b> . . . . . 16.3
2. New England . . . . . 17.3
3. Seattle . . . . . 17.9

INTERCEPTIONS (Most in NFL)
1. <b>Baltimore</b> . . . . . 153
2. New England . . . . . 151
3. Cincinnati . . . . . 150
Green Bay . . . . . 150

SACKS (Most in NFL)
1. Minnesota . . . . . 338
2. <b>Baltimore</b> . . . . . 329
3. Pittsburgh . . . . . 321
4. Seattle . . . . . 316



# ALL-TIME RESULTS / TRENDS

## RAVENS ALL-TIME RECORDS

	<u>Overall Record</u>	<u>Home</u>	<u>Away</u>
Overall	194-163-1	122-55-1	72-108
In M&T Bank Stadium (since 1998)	115-47	115-47	n/a
Coached by Ted Marchibroda	16-31-1	11-12-1	5-19
Coached by Brian Billick	80-64	50-22	30-42
Coached by John Harbaugh	98-68	61-21	37-47
vs. AFC Teams	151-127	95-49	56-78
vs. AFC North	56-43	33-15	23-28
vs. AFC Central (1996-2001)	26-28	13-14	13-14
vs. AFC East	23-21	17-5	6-16
vs. AFC South	18-17	12-5	6-12
vs. AFC West	24-18	16-7	8-11
vs. NFC Teams	48-37-1	32-9-1	16-28
vs. NFC North	8-8	6-2	2-6
vs. NFC Central (1996-2001)	3-5	3-1	0-4
vs. NFC East	13-9-1	8-2-1	5-7
vs. NFC South	10-6	5-3	5-3
vs. NFC West	14-9	10-1	4-8
On Monday Night Football	12-11	5-2	7-9
On Thursday Night Football	7-5	6-1	1-4
On Saturday	3-1	2-0	1-1
In Overtime	12-12-1	7-4-1	5-8
Ravens Shutout Wins	14-0	6-0	8-0
In Season Openers	12-11	8-4	4-7
Indoors	6-15	n/a	6-15
<b>Note:</b> Baltimore has played in Houston's Reliant/NRG Stadium five times (3-2), Indy's Lucas Oil Stadium twice (0-2) and Dallas' Texas Stadium once (1-0). Three of those games at Reliant Stadium (12/13/10, 10/21/12 & 12/21/14) came when the roof was closed, meaning those games were "indoors," while the other games listed are considered "outdoors" due to open roofs.			
In August	0-1	0-1	0-0
In September	48-30	31-7	17-23
In October	36-50	19-19	17-31
In November	55-38-1	33-12-1	22-26
In December	50-40	36-16	14-24
In January	5-4	3-0	2-4

## RAVENS RESULTS WHEN...

<u>Team</u>	<u>Since 2000</u>	<u>Since 2008</u>	<u>2018</u>
Record	170-124	98-68	4-2
vs. AFC North (since 2002)	56-43	38-25	1-2
vs. AFC	129-94	75-51	4-2
vs. NFC	41-30	23-17	0-0
Home	107-39	62-21	2-0
Away	63-85	37-47	2-2
On grass	80-66	42-30	4-1
Artificial turf	90-58	56-38	0-1
Outdoors	165-112	92-60	4-2
Indoors	5-12	4-7	0-0
September	40-23	25-12	3-1
October	33-39	17-23	1-1
November	50-26	30-12	0-0
December	42-33	23-19	0-0
January	5-3	3-2	0-0
Leading at halftime	133-23	78-17	3-0
Trailing at halftime	27-88	14-46	0-2
Tied at halftime	10-13	6-5	1-0
Tied after 3 quarters	3-6	1-2	0-0
Leading After 3 quarters	145-17	87-15	4-0
Trailing after 3 quarters	23-100	10-54	0-2
Decided by 7 points or less	70-68	39-44	0-1
Decided by 3 points or less	39-39	23-25	0-1
When scoring first	119-36	73-21	3-1
When not scoring first	52-88	25-47	1-1
Positive or even turnover ratio	142-39	78-27	3-0
Negative turnover ratio	28-85	20-41	1-2
Winning penalty ratio	77-51	46-25	2-2
Losing penalty ratio	81-63	44-35	2-0
Overtime	9-10	6-7	0-1
When returning a KOR for a TD	5-3	5-2	0-0
When returning a PR for a TD	8-3	4-1	0-0

<u>Offense</u>	<u>Since 2000</u>	<u>Since 2008</u>	<u>2018</u>
Scoring 20 or more points	132-44	31-29	4-1
Scoring 30 or more points	56-7	36-5	1-0
Having 20 or more first downs	77-47	55-28	4-2
Totaling 350 or more net yards	77-40	52-25	3-2
At least 35 minutes time of poss.	44-7	24-5	3-0
Rushing for 150 or more yards	53-14	28-6	0-0
When not throwing an INT	94-20	56-13	2-0
With a 100-yard rusher	52-21	24-8	0-0
Without a 100-yard rusher	118-103	74-60	4-2
With a 100-yard receiver	38-22	25-15	1-0
Without a 100-yard receiver	132-102	73-53	3-2
With a 300-yard passer	22-19	19-14	1-1
Without a 300-yard passer	148-105	79-54	3-1
<u>Defense</u>	<u>Since 2000</u>	<u>Since 2008</u>	<u>2018</u>
When scoring a defensive TD	42-7	20-5	0-0
When returning an INT for a TD	33-3	15-2	0-0
When returning a fumble for a TD	9-4	5-3	0-0
Recording 3 or more sacks	93-38	47-24	3-1
Holding opp. under 250 net yards	50-6	34-6	2-0
Holding opp. under 21 points	137-36	81-15	4-1
Holding opp. under 15 points	108-16	60-7	4-1
Allowing a 100-yard rusher	17-27	10-16	0-0
Not allowing a 100-yard rusher	152-98	88-52	4-2
Allowing a 100-yard receiver	35-39	18-23	0-0
Not allowing a 100-yard receiver	136-84	80-45	4-2
Allowing a 300-yard passer	22-26	14-18	0-1
Not allowing a 300-yard passer	147-98	84-50	4-1

# JOE FLACCO NOTES



## THE FRANCHISE QUARTERBACK

### 5 FLACCO

11TH SEASON

SUPER BOWL  
XLVII MVP

6-6, 245  
QUARTERBACK

QB Joe Flacco is the Ravens' all-time leading passer in every major category. Flacco, who led Baltimore to a Super Bowl XLVII victory in 2012 (and earned game MVP honors), is in his 11th NFL season. In Week 4 at Pittsburgh, he was 28-of-42 for 363 yards, 2 TDs and 0 INTs (109.5 rating). In six games this season, Flacco has completed 164 of 264 passes (62.1%) for 1,788 yards, 9 TDs and 4 INTs (87.1 rating).

### RAVENS CAREER PASSING LEADERS

Rk.	Player	G	Att	Cmp	Pct	Yards	TDs	INTs	Rate
1.	Joe Flacco	160	5,555	3,431	61.8	37,568	209	134	84.2
2.	Kyle Boller	53	1,311	746	56.9	7,846	45	44	71.9
3.	V. Testaverde	29	1,019	596	58.5	7,148	51	34	82.8

## PLAYOFF PERFECTION

Super Bowl XLVII MVP QB Joe Flacco was masterful during the Ravens' 2012 playoff run, completing 73 of 126 passes for 1,140 yards, 11 TDs and 0 INTs to produce a 117.2 passer rating. Flacco joined Hall of Fame QB Joe Montana (1989) as the only players to produce 11 TDs and 0 INTs during an NFL postseason.

### JOE FLACCO STATISTICS / 2012 PLAYOFFS

Game (Opp./Rd.)	Cmp-Att	Pct.	Yards	TDs	INTs	Rate
1/06/13 vs. Ind. (WC)	12-23	52.2	282	2	0	125.6
1/12/13 at Den. (Div.)	18-34	52.9	331	3	0	116.2
1/20/13 at NE (AFC)	21-36	58.3	240	3	0	106.3
2/03/13 at SF (SB)	22-33	66.6	287	3	0	124.2
<b>Totals (Record: 4-0)</b>	<b>73-126</b>	<b>57.9</b>	<b>1,140</b>	<b>11</b>	<b>0</b>	<b>117.2</b>

## FLACCO POSTSEASON QUICK HITS

- ✓ Flacco, Joe Montana (1989) and Kurt Warner (2008) are the only QBs in NFL history to throw 11 TDs in a single postseason. Neither Flacco nor Montana threw an INT.
- ✓ In the Ravens' last 10 playoff games (since the 2010 season), Flacco is 196-of-327 for 2,563 yards, 24 TDs and 4 INTs (104.1 rating). He has led the Ravens to a 7-3 record in these contests.
- ✓ In Baltimore's last six playoff games (5-1 record), Flacco has thrown 17 TDs and 2 INTs. Completing 119 of 200 passes for 1,691 yards, he owns a magnificent 111.1 QB rating.
- ✓ Flacco has thrown at least 2 TDs in eight-straight playoff games, marking the longest streak in NFL postseason history.

## QUARTERBACK WINS

### MOST TOTAL WINS BY QBs

(Includes Playoffs / Since 2008)

Rk.	Player	Record
1.	Tom Brady	127-40
2.	Ben Roethlisberger	107-55-1
3.	Joe Flacco	106-69
	Aaron Rodgers	106-57-1
5.	Drew Brees	105-68

### MOST REGULAR SEASON WINS BY QBs

(First SEVEN Seasons / NFL History)

Rk.	Player	Wins
1.	Joe Flacco (2008-14)	72
2.	Tom Brady (2000-06)	70
3.	Ben Roethlisberger (2004-10)	69

### MOST REGULAR SEASON WINS BY QBs

(First EIGHT Seasons / NFL History)

Rk.	Player	Wins
1.	Tom Brady (2000-07)	86
2.	Ben Roethlisberger (2004-11)	80
	Peyton Manning (1998-2005)	80
4.	Jim Kelly (1986-93)	76
5.	Joe Flacco (2008-15)	75

### MOST REGULAR SEASON WINS BY QBs

(First NINE Seasons / NFL History)

Rk.	Player	Wins
1.	Peyton Manning (1998-2006)	92
2.	Tom Brady (2000-08)	87
	Ben Roethlisberger (2004-12)	87
4.	Matt Ryan (2008-16)	85
5.	Joe Flacco (2008-16)	83
	Jim Kelly (1986-94)	83

## QB PLAYOFF VICTORIES

### PLAYOFF WINS (ACTIVE QBs / SINCE 2008)

1.	Tom Brady	13
2.	Joe Flacco	10
3.	Aaron Rodgers	9
4.	Ben Roethlisberger	8
	Russell Wilson	8

### ROAD PLAYOFF WINS (By QBs / NFL HISTORY)

1.	Joe Flacco	7
2.	E. Manning, A. Rodgers	5
	B. Roethlisberger	5
5.	L. Dawson, J. Delhomme	4
	M. Sanchez, R. Staubach	4

## QB/HC DUOS

MOST REGULAR SEASON STARTS BY A QUARTERBACK / ENTIRE CAREER WITH SAME HEAD COACH (NFL History)

Rk.	Quarterback/Head Coach (Years)	Starts
1.	Tom Brady/Bill Belichick (2001-present)	257
2.	Joe Flacco/John Harbaugh (2008-present)	160
3.	Terry Bradshaw/Chuck Knoll (1970-83)	158



# JOE FLACCO NOTES

## JOE'S RAVENS PASSING RECORDS

### 300-YARD PASSING GAMES (Ravens Single Seasons)

Rk.	Player (Year)	Games
1.	Joe Flacco (2015)	5
	Joe Flacco (2014)	5
	Joe Flacco (2012)	5
	Vinny Testaverde (1996)	5
5.	Joe Flacco (2016, 2011)	4

### 300-YARD PASSING GAMES (Ravens Career History)

Rk.	Player (Year)	Games
1.	Joe Flacco (2008-18)	32
2.	Vinny Testaverde (1996-97)	8
3.	Steve McNair (2006-07)	2
	Jeff Blake (2002)	2
	Eric Zeier (1996-97)	2

### MOST PASSES WITHOUT AN INT (Ravens History)

Rk.	Player (Year)	Passes
1.	Joe Flacco (2016)	176
2.	Eric Zeier (1997-98)	175
3.	Steve McNair (2006)	162
4.	Joe Flacco (2010)	137
5.	Joe Flacco (2014, 2012)	126

## MORE RAVENS RECORDS

### RAVENS SINGLE-GAME PASSING YARDS

Yards	Player	(Opp./Date)
429	Vinny Testaverde	vs. STL, 10/27/96
389	Joe Flacco	at STL, 9/25/11
385	Joe Flacco	at Min., 10/18/09
384	Joe Flacco	at Oak., 9/20/15
382	Joe Flacco	vs. NE, 9/23/12

### RAVENS SINGLE-SEASON PASSING YARDS

Rk.	Player (Year)	Cmp-Att	Pct.	Yards	TD	INT	Rate
1.	Joe Flacco ('16)	436-672	64.9	4,317	20	15	83.5
2.	V. Testaverde ('96)	325-549	59.2	4,177	33	19	88.7
3.	Joe Flacco ('14)	344-554	62.0	3,986	27	12	91.0
4.	Joe Flacco ('13)	362-614	59.0	3,912	19	22	73.1
5.	Joe Flacco ('12)	317-531	59.7	3,817	22	10	87.7

**1,788** — Passing yards for Flacco this season, ranking as the most through the first six games of his career. (In 2013, he posted 1,702.)

**4,768** — Passing yards Flacco is on pace to produce this season, which would break his career high of 4,317 from 2016.

## QUARTERBACK IRONMAN

Prior to his knee injury in 2015, QB Joe Flacco made 122-straight regular season starts, the sixth-longest streak in NFL history.

### MOST CONSECUTIVE STARTS / QUARTERBACKS / NFL HISTORY

Rk.	Player (Years)	Games
1.	Brett Favre (1992-2010)	297
2.	Eli Manning (2004-17)	210
3.	Peyton Manning (1998-2011)	208
4.	Philip Rivers (2006-present)	198
5.	Matt Ryan (2009-present)	137
6.	Joe Flacco (2008-15)	122

## RAVENS RECORD & FLACCO...

With 300 passing yards	19-13	vs. AFC North	36-24
With 3-or-more TD passes	14-3	vs. AFC	73-48
When not throwing an INT	57-14	vs. NFC	23-16
With at least 4 comps. 25+ yards	9-4	In September	25-12
With at least a 100 QB rating	42-6	In October	17-23
With at least a 110 QB rating	23-3	In November	29-12
When not sacked	19-6	In December/January	25-17
Playing in < 40 degree weather	12-8	In season's final four games	22-14

## GAME-WINNING DRIVES: 26 (24 REGULAR SEASON & 2 PLAYOFFS)

### GAME-WINNING DRIVES IN FOURTH QUARTER OR OVERTIME (26 TOTAL)

Date/Opp.	Drive Length	Scoring Play	Time Left	Score
11/02/08 at Cle.	5 plays, 59 yards in 1:54	Stover 22-yard field goal	5:36	30-27
01/10/09 at Ten. (Div.)	9 plays, 51 yards in 3:30	Stover 43-yard field goal	0:53	13-10
09/13/09 vs. KC	8 plays, 74 yards in 3:15	Clayton 31-yard pass from Flacco	2:06	38-24
11/29/09 vs. Pit.	6 plays, 17 yards in 3:23	Cundiff 29-yard field goal	6:42 (OT)	20-17
09/26/10 vs. Cle.	10 plays, 69 yards in 5:41	Boldin 27-yard pass from Flacco	9:13	21-17
10/03/10 at Pit.	4 plays, 40 yards in 0:36	Houshmandzadeh 18-yard pass from Flacco	0:32	17-14
10/24/10 vs. Buf.	4 plays, 9 yards in 1:58	Cundiff 38-yard field goal	10:54 (OT)	37-34
12/19/10 vs. NO	5 plays, 66 yards in 1:31	Cundiff 32-yard field goal	10:03	27-24 (30-24 final)
10/30/11 vs. Ari.	5 plays, 37 yards in 0:52	Cundiff 25-yard field goal	0:00	30-27
11/06/11 at Pit.	13 plays, 92 yards in 2:16	T. Smith 26-yard pass from Flacco	0:08	23-20
11/24/11 vs. SF	16 plays, 76 yards in 7:34	Pitta 8-yard pass from Flacco	14:56	13-6 (16-6 final)
09/23/12 vs. NE	7 plays, 70 yards in 1:55	Tucker 27-yard field goal	0:00	31-30
11/04/12 at Cle.	9 plays, 81 yards in 4:22	T. Smith 19-yard pass from Flacco	4:26	22-15 (25-15 final)
11/25/12 at SD	12 plays, 40 yards in 3:09	Tucker 38-yard field goal	0:00	13-13
	12 plays, 69 yards in 3:49	Tucker 38-yard field goal	1:07 (OT)	16-13
01/12/13 at Den. (Div.)	3 plays, 77 yards in :38	J. Jones 70-yard pass from Flacco	0:31	35-35
	6 plays, 16 yards in 2:33	Tucker 47-yard field goal	13:18 (2OT)	38-35
10/06/13 at Mia.	7 plays, 34 yards in 2:25	Tucker 44-yard field goal	1:42	26-23
11/10/13 vs. Cin.	8 plays, 28 yards in 4:34	Tucker 46-yard field goal	5:27 (OT)	20-17
12/08/13 vs. Min.	5 plays, 80 yards in 0:41	M. Brown 9-yard pass from Flacco	0:04	29-26
12/16/13 at Det.	7 plays, 24 yards in 1:43	Tucker 61-yard field goal	0:38	18-16
09/21/14 at Cle.	6 plays, 37 yards in 1:58	Tucker 32-yard field goal	0:00	23-21
12/28/14 vs. Cle.	2 plays, 69 yards in :50	T. Smith 16-yard pass from Flacco	7:33	13-10 (20-10 final)
10/01/15 at Pit.	7 plays, 45 yards in :58	J. Tucker 42-yard field goal	0:03	20-20
	8 plays, 32 yards in 4:33	J. Tucker 52-yard field goal	5:08 (OT)	23-20
11/01/15 vs. SD	9 plays, 59 yards in 2:27	J. Tucker 39-yard field goal	0:00	29-26
11/22/15 vs. STL	5 plays, 12 yards in :54	J. Tucker 47-yard field goal	0:00	16-13
09/18/16 at Cle.	5 plays, 27 yards in 2:35	J. Tucker 49-yard field goal	11:19	22-20 (25-20 final)
09/25/16 at Jax.	8 plays, 22 yards in 1:57	J. Tucker 54-yard field goal	1:02	19-17

# TERRELL SUGGS NOTES



**55 SUGGS**  
**16TH SEASON**  
**7 PRO BOWLS**  
**2011 NFL DPOY**  
**6-3, 265**  
**OUTSIDE LINEBACKER**

## SUGGS SIZZLES

**OLB Terrell Suggs**, the 2011 Defensive Player of the Year and Ravens' all-time sacks leader (130), produced a team-high 11 sacks (his seventh year with double-digit totals) during the 2017 campaign, earning his seventh Pro Bowl honor. "Sizzle" also ranks No. 2 in career Ravens tackles (922).

### RAVENS ALL-TIME SACKS

Rk.	Player (Years)	Sacks
1.	<b>Terrell Suggs (2003-18)</b>	<b>130.0</b>
2.	Peter Boulware (1997-2005)	70.0
3.	Michael McCrary (1997-2002)	51.0
4.	Ray Lewis (1996-2012)	41.5
5.	Adalius Thomas (2000-06)	38.5

### RAVENS ALL-TIME TACKLES

Rk.	Player (Years)	Tackles
1.	Ray Lewis (1996-2012)	2,643
2.	<b>Terrell Suggs (2003-18)</b>	<b>922</b>
3.	Kelly Gregg (2001-10)	721
4.	Ed Reed (2002-12)	661
5.	Haloti Ngata (2006-14)	528

*"It's a no-brainer. He's such a phenomenal football player and leader. Everything he brings to the game of football is special."  
 – Ben Roethlisberger, Steelers QB, on if Terrell Suggs should be a Hall of Fame player*

## SUGGS' STANDINGS

### SUGGS' CAREER SACKS (Most vs. a Single Team)

1. Cleveland Browns ..... 19
2. Pittsburgh Steelers ..... 15
3. Cincinnati Bengals .... 12.5
4. Miami Dolphins ..... 8.5

**Note:** Including playoffs, Suggs has totaled 20 sacks vs. Pittsburgh.

### RAVENS SACKS LEADERS (2018 Season)

1. Za'Darius Smith ..... 5.5
2. **Terrell Suggs** ..... **4.5**
3. Kenny Young ..... 2.5
4. Patrick Onwuasor ..... 2
- Tim Williams ..... 2
- Tavon Young ..... 2

### RAVENS SACKS LEADERS (Single-Season Records)

1. Elvis Dumervil (2014) ..... 17
2. Peter Boulware (2001) ..... 15
3. Michael McCrary (1998) .. 14.5
4. **Terrell Suggs (2011)** ..... **14**
5. Trevor Pryce (2006) ..... 13
6. **Terrell Suggs (2014, 2003)** .. **12**

### RAVENS FORCED FUMBLES (Career Leaders)

1. **Terrell Suggs** ..... **37**
2. Ray Lewis ..... 20
3. Adalius Thomas ..... 17
4. Peter Boulware ..... 13
5. Ed Reed ..... 11
6. Jarret Johnson ..... 9

## ALL-TIME NFL SACK LEADERS

**OLB Terrell Suggs'** 130 career sacks rank second among active players and stand as the 15th most in NFL history.

### NFL SACKS LEADERS / ALL TIME

Rk.	Player	Sacks
1.	Bruce Smith*	200.0
2.	Reggie White*	198.0
3.	Kevin Greene*	160.0
4.	Julius Peppers (active)	155.5
5.	Chris Doleman*	150.5
6.	Michael Strahan*	141.5
7.	Jason Taylor*	139.5
8.	DeMarcus Ware	138.5
9.	Richard Dent*	137.5
	John Randle*	137.5
11.	Jared Allen	136.0
12.	John Abraham	133.5
13.	Leslie O'Neal	132.5
	Lawrence Taylor*	132.5
15.	<b>Terrell Suggs (active)</b>	<b>130.0</b>
16.	Rickey Jackson*	128.0
17.	Derrick Thomas*	126.5

\* Pro Football Hall of Famer



**Suggs' Career Sacks**  
(15th All Time)



**Defenders w/ Most Sacks for a Franchise**

Bruce Smith (Buf.)	171
Michael Strahan (NYG)	141.5
Lawrence Taylor (NYG)	132.5
Jason Taylor (Mia.)	131
<b>Terrell Suggs (Bal.)</b>	<b>130</b>

## A PLAYOFF PERFORMER

**OLB Terrell Suggs** has posted 12.5 sacks in the playoffs, producing a mark that ranks third in all-time NFL postseason history.

### NFL POSTSEASON SACKS LEADERS / ALL TIME

Rk.	Player	Sacks	Yards
1.	Willie McGinest	16.0	113.5
2.	Bruce Smith	14.5	109.5
3.	<b>Terrell Suggs</b>	<b>12.5</b>	<b>79.0</b>

## VETERAN DEFENDERS

### MOST REGULAR SEASON GAMES PLAYED (Active NFL Defenders)

Rk.	Player (Year Entered NFL)	Games
1.	DE Julius Peppers (2002)	255
2.	<b>OLB Terrell Suggs (2003)</b>	<b>219</b>
3.	S Mike Adams (2004)	211

## SUGGS A STRIP-SACK ARTIST

### MOST CAREER STRIP-SACKS (Active NFL Defenders)

Rk.	Players	Strip-Sacks
1.	Julius Peppers (Car.)	38
2.	<b>Terrell Suggs (Bal.)</b>	<b>31</b>

**Note:** Suggs tallied 4 strip-sacks in 2017.

✓ *The Ravens are 75-31 all time when Suggs records at least a half-sack, 20-1 when he tallies 2-or-more sacks and 5-0 when he has 3 sacks.*

✓ *Suggs is the only active NFL player with 900 tackles, 100 sacks & 30 FFs.*



# C.J. MOSLEY NOTES

## MOSLEY MANS THE MIDDLE

NFL DEFENDERS W/ 475 TACKLES, 8 INTs & 8 SACKS  
(Since 2014)

Player (Team)	Tackles	INTs	Sacks
Luke Kuechly (Car.)	536	10	8.5
<b>C.J. Mosley (Bal.)</b>	<b>495</b>	<b>8</b>	<b>8.0</b>



**57 MOSLEY**  
**5TH SEASON**  
**3 PRO BOWLS**  
**6-2, 250**  
**INSIDE LINEBACKER**

## C.J.'s STOPS

LB **C.J. Mosley**, Baltimore's 2014 first-round draft pick and a three-time Pro Bowler (including in 2017), owns the NFL's sixth-most total tackles (495) over the past five seasons.

### NFL'S TACKLE LEADERS (Since 2014)

Rk.	Player (Team)	Tackles
1.	Bobby Wagner (Sea.)	549
2.	Luke Kuechly (Car.)	536
3.	Preston Brown (Cin.)	525
4.	Lavonte David (TB)	521
5.	Telvin Smith (Jax.)	496
<b>6.</b>	<b>C.J. Mosley (Bal.)</b>	<b>495</b>
7.	Demario Davis (NO)	481
8.	K.J. Wright (Sea.)	456
9.	Lawrence Timmons (FA)	449
10.	Christian Kirksey (Cle.)	432

## A TACKLE MACHINE

In 2017, three-time Pro Bowler LB **C.J. Mosley** ranked eighth in the NFL in total tackles (132). He tallied 11 TFL, 2 INTs (1 for a 63-yard TD), 1 sack, 3 FRs and 3 FFs to earn All-Star honors.

### NFL'S TACKLES LEADERS / 2017 SEASON

Rk.	Player	Total Tackles	Solo
1.	Preston Brown (Buf.)	144	84
2.	Blake Martinez (GB)	142	94
	Joe Schobert (Cle.)	142	85
4.	Deion Jones (Atl.)	138	91
	Christian Kirksey (Cle.)	138	86
6.	Demario Davis (NYJ)	135	97
7.	Bobby Wagner (Sea.)	133	97
<b>8.</b>	<b>C.J. Mosley (Bal.)</b>	<b>132</b>	<b>96</b>

## MOSLEY QUICK HITS

- ✓ In 2017, LB **C.J. Mosley** tallied 132 total tackles, 11 TFL, 2 INTs (1 for a 63-yard TD), 1 sack, 3 FRs and 3 FFs to earn his third Pro Bowl honor.
- ✓ Mosley was the NFL's only player with at least 125 tackles, 3 sacks and 2 INTs in 2014, when he finished second to DT Aaron Donald in the 2014 NFL Defensive Rookie of the Year voting.
- ✓ Mosley (2014), Daryl Smith (2013) & Ray Lewis (1998, 1999, 2000 & 2001) are the only Raven defenders to register at least 115 tackles, 3 sacks and 2 INTs in a single season.
- ✓ Mosley is the first-ever Ravens rookie to earn Pro Bowl honors (2014).

**495**

Total Tackles  
NFL's Sixth Most  
Since 2014

**132**

Total Tackles  
Ravens Most in 2017  
(Eighth in NFL)

**3**

2017 NFL Defenders  
w/ 120 tackles, 10 TFL, 2 INTs & 1 sack  
(Mosley, Deion Jones & Bobby Wagner)

**1**

NFL Defender (Mosley)  
since 2014 w/ 475 tackles,  
35 TFL, 8 sacks & 8 INTs

## 'BACKER THEFTS

LB **C.J. Mosley** has produced the NFL's second-most INTs by a linebacker (8) since he entered the NFL in 2014. Mosley had 2 thefts in 2017, including a 63-yard pick-6 in Week 8 vs. the Dolphins.

### INTS / LBS / Since 2014

1.	Luke Kuechly (Car.)	10
<b>2.</b>	<b>C.J. Mosley (Bal.)</b>	<b>8</b>
3.	Thomas Davis (Car.)	7
	Deion Jones (Atl.)	7
	Jordan Hicks (Phi.)	7
	Ryan Shazier (Pit.)	7
	Telvin Smith (Jax.)	7

### INTS / RAVENS LINEBACKERS (All-Time Career Leaders)

1.	Ray Lewis	.31
<b>2.</b>	<b>C.J. Mosley</b>	<b>.8</b>
3.	Terrell Suggs	.7
4.	Adalius Thomas	.6
5.	Daryl Smith	.5

### INTS / RAVENS LINEBACKERS (Single-Season History)

1.	Ray Lewis (2003)	6
<b>2.</b>	<b>C.J. Mosley (2016)</b>	<b>4</b>
3.	Zachary Orr (2016)	3
	Ray Lewis (3 times)	3
	Daryl Smith (2013)	3



# YANDA, B. WILLIAMS & JUDON NOTES



**73 YANDA**  
12TH SEASON  
6 Pro Bowls  
6-3, 305  
GUARD

### STANDING GUARD

**G Marshal Yanda**, considered one of the greatest players to ever wear a Ravens uniform and an elite NFL lineman, has been to six-career Pro Bowls, which stand fifth in franchise history. In Week 1 vs. Buffalo, he helped the Ravens post the third-largest margin of victory (+44) in team history in a 47-3 win.

MOST PRO BOWLS (Ravens History)	
LB Ray Lewis	13
T Jonathan Ogden	11
S Ed Reed	9
OLB Terrell Suggs	7
<b>G Marshal Yanda</b>	<b>6</b>



**Career Pro Bowls tied for second most among active O-linemen**

*“Only the elite of the elite guards earn serious Hall of Fame consideration. Yanda belongs in that realm.”*  
– Childs Walker, *The Baltimore Sun*

### PERENNIAL PRO BOWLER

- ✓ 2016 marked the sixth-straight Pro Bowl invitation for **G Marshal Yanda**, who was drafted (third round) by the Ravens in 2007.
- ✓ The 12-year veteran has played in 152 games (141 starts) during his career, ranking as the second-most games played among offensive linemen in Ravens history (Jonathan Ogden – 177).
- ✓ Prior to the 2015 campaign, Ravens’ season ticket holders voted Yanda as one of the Top 10 players in the franchise’s 20-year existence.

#### MOST PRO BOWL SELECTIONS (Active NFL Offensive Linemen)

Rk.	Player (Team)	Pro Bowls
1.	T Jason Peters (Phi.)	9
<b>2.</b>	<b>G Marshal Yanda (Bal.)</b>	<b>6</b>
	C Maurkice Pouncey (Pit.)	6
	T Joe Staley (SF)	6
	T Trent Williams (Was.)	6



**3.87**  
Ravens Opp. Rush Avg. w/ Williams as a Starter (NFL’s 4th best since ‘14)



**98 WILLIAMS**  
6TH SEASON  
6-1, 336  
DEFENSIVE TACKLE



**3**  
Ravens 2018 Run Defense Ranking (82.8 Rush YPG Allowed)

### WILLIAMS ANCHORS RUN “D”

DT **Brandon Williams** is one of the NFL’s top D-linemen, helping Baltimore regularly produce a dominant run defense. Dating back to 2014, when Williams became a full-time starter, Baltimore has been especially stout against opposing ground games.

RUSHING YPG ALLOWED (Since 2014)	RUSHING YPG ALLOWED (2018 Season)
1. Seattle Seahawks . . . . . 94.9	1. New Orleans Saints . . . 71.4
2. Carolina Panthers . . . . . 95.6	2. Philadelphia Eagles . . . 79.8
<b>3. Baltimore Ravens . . . . . 96.9</b>	<b>3. Baltimore Ravens . . . . . 82.8</b>
4. New York Jets . . . . . 99.2	4. Chicago Bears . . . . . 83.4
Pittsburgh Steelers . . . . . 99.2	5. Tampa Bay Bucs . . . . . 84.2



**1**  
AFC Def. POW Award  
2017 Week 11 vs. GB



**8**  
Sacks in 2017  
Second on the Team



**17**  
Tackles for Loss  
2017: Most on Team & Tied for Fourth in NFL



**99 JUDON**  
3RD SEASON  
6-3, 261  
OLB

### ALL-AROUND DEFENDER

#### NFL DEFENDERS / 2017 SEASON (w/ at Least 55 Tackles, 15 TFL, 5 Sacks, 2 FFs & 1 FR)

Defender	Tackles	TFL	Sacks	FFs	FRs
<b>Matthew Judon (Bal.)</b>	<b>58</b>	<b>17</b>	<b>8.0</b>	<b>2</b>	<b>1</b>
Jadeveon Clowney (Hou.)	59	21	9.5	2	2
Von Miller (Den.)	57	17	10.0	2	1

**Note:** Judon’s 17 TFL rank fourth in a Ravens’ single season since the stat began being tracked in 2008. The record is 20 set by OLB Terrell Suggs in 2011, while Suggs also had 19 (2008) & 18 (2010).



# CRABTREE, BROWN & SNEAD IV NOTES

## TOUCHDOWN TRIOS

In Week 1's 47-3 win over Buffalo, three Ravens wideouts (**John Brown**, **Michael Crabtree** & **Willie Snead IV**) each caught a touchdown. It marked just the fifth time in franchise history (and first since 2014) that such a feat was accomplished.

### GAMES WITH A TD CATCH BY THREE DIFFERENT RECEIVERS (Ravens History)

- 9/9/18 vs. Buf. – Ravens 47, Bills 3**
  - John Brown, Michael Crabtree, Willie Snead IV
- 10/12/14 at TB – Ravens 48, Bucs 17**
  - Kamar Aiken, Michael Campanaro, Torrey Smith, Steve Smith Sr.
- 12/5/99 vs. Ten. – Ravens 41, Titans 14**
  - Justin Armour, Jermaine Lewis, Patrick Johnson
- 11/1/98 vs. Jax. – Jaguars 45, Ravens 19**
  - Patrick Johnson, Jermaine Lewis, Floyd Turner
- 10/27/96 vs. STL – Ravens 37, Rams 31**
  - Derrick Alexander, Michael Jackson, Floyd Turner



**Brown's Catches of 25+ Yards**  
Tied for NFL's Fourth Most  
in 2018



**13 BROWN**  
5TH SEASON  
5-11, 178  
WIDE RECEIVER

**83 SNEAD IV**  
4TH SEASON  
5-11, 205  
WIDE RECEIVER



## RAVENS NEW WIDEOUTS

Through six games, **WR John Brown** leads Baltimore with 424 receiving yards and 3 TDs on 21 catches. His 20.2 ypc average ranks second best in the NFL. **WR Willie Snead IV** ranks third on the team with 313 receiving yards and 1 TD on 30 catches. An impressive 20 of his catches have earned first downs.

### NFL YARDS-PER-CATCH AVERAGE / 2018 SEASON

Rk.	Player	Rec.	Yards	Avg.	LG	TDs
1.	DeSean Jackson (TB)	21	501	23.9	75t	3
2.	<b>John Brown (Bal.)</b>	<b>21</b>	<b>424</b>	<b>20.2</b>	<b>71</b>	<b>3</b>
3.	Tyrell Williams (LAC)	16	310	19.4	48	3
4.	Robby Anderson (NYJ)	14	270	19.3	76t	3
5.	O.J. Howard (TB)	15	284	18.9	75t	2

### Quick Hit:

- John Brown and DeSean Jackson are the only NFL players with at least 20 catches, 400 receiving yards & a 20.0 YPC average this season.

## 15 CRABTREE

10TH SEASON  
6-1, 215  
WIDE RECEIVER



Ravens Team-High  
Receptions in 2018  
(tied w/ Willie Snead IV)



Career Catches  
One of Nine Active  
Players to Reach 600

## SCORING THREAT

### MOST NFL RECEIVING TOUCHDOWNS (Since 2015)

Rk.	Player (Team)	TDs
1.	Antonio Brown (Pit.)	37
2.	DeAndre Hopkins (Hou.)	31
3.	Davante Adams (GB)	29
	Doug Baldwin (Sea.)	29
5.	<b>Michael Crabtree (Bal.)</b>	<b>27</b>
	A.J. Green (Cin.)	27
	Odell Beckham Jr. (NYG)	27



NFL Players  
Crabtree & Antonio Brown  
to record at least 8 TD  
catches in each of the past  
three full seasons (2015-17)

## KING CRAB NOTES

**WR Michael Crabtree**, a 10-year NFL veteran, signed with the Ravens as a free agent this past spring. Through six games, he has tallied a team-high 30 (tied) catches for 343 yards and 2 TDs. Here are several fast facts about the standout wideout:

- Crabtree has produced at least 8 receiving TDs in a season four times, including in each of the past three years (9 – 2015, 8 – 2016 & 8 – 2017).
- His 27 receiving TDs since 2015 (see chart above) tie for the NFL's fifth most.
- Crabtree and Steelers WR Antonio Brown are the only NFL players to post at least 8 TD catches in each of the past three full seasons.
- Crabtree has totaled at least 85 catches in a season three times, with a career-high 89 during the 2016 campaign (earned Pro Bowl alternate honors).
- He has twice surpassed 1,000 receiving yards, tallying a career-high 1,105 (on 85 receptions) in 2012.

## RED ZONE & TD FAST FACTS

- ✓ When Crabtree scores at least 1 receiving TD, his team has produced a 30-12-1 record. When he has 2 TDs, they are 6-2.
- ✓ Of Crabtree's 53 career receiving TDs, 27 have come in the red zone.
- ✓ Since 2015, 15 of Crabtree's 27 receiving TDs occurred in the red zone.



# JEFFERSON, Z. SMITH & CARR NOTES



## DROPPIN' FOR LOSS

Since 2015, **S Tony Jefferson** leads the NFL in tackles for loss by a DB, with 28 such stops, including 7 in his first year (2017) with the Ravens and 4 this season. While with Arizona in 2016, his 13 TFL led all NFL defensive backs. The 13 stops also rank as the NFL's most by a DB in a season since the stat began being tracked in 2008.

### MOST TACKLES FOR LOSS / NFL DEFENSIVE BACKS / SINCE 2015

Rk.	Player	Tackles for Loss
1.	<b>Tony Jefferson (Bal.)</b>	28
2.	Reshad Jones (Mia.)	21
	Tyrann Mathieu (Hou.)	21
4.	Malcolm Jenkins (Phi.)	19
	Kenny Vaccaro (Ten.)	19

### 23 JEFFERSON

6TH SEASON  
5-11, 211  
SAFETY

In 2018, **S Tony Jefferson** is one of six NFL defenders to post at least 1 sack, 1 INT, 1 forced fumble and 1 fumble recovery. Here are the six players: Jefferson, Joe Schobert, Harrison Smith, Avery Williamson, Khalil Mack & Danny Trevathan.



**TACKLES FOR LOSS**  
Second (tied) Among  
NFL Safeties in 2018



**TACKLES FOR LOSS**  
Most Among NFL  
Safeties since 2015



**TOTAL TACKLES**  
Fifth Among NFL  
DBs since 2015

## JEFFERSON MAKES HIS MARK

### MOST SINGLE-SEASON TACKLES FOR LOSS / NFL DBs / SINCE 2008

Rk.	Player	Year	Tackles for Loss
1.	<b>Tony Jefferson (Ari.)</b>	2016	13
2.	Antoine Winfield (Min.)	2008	12
3.	Six Players	n/a	11



**Team-High Sacks**  
and NFL's Fifth Most  
(tied) in 2018

**90 Z. SMITH**  
4TH SEASON  
6-4, 272  
OUTSIDE LINEBACKER



## MAY "Z" FORCE BE WITH YOU

OLB **Za'Darius Smith** leads the Ravens with 5.5 sacks in 2018. In Week 6 at Tennessee, "Z" registered a career-high 3 QB drops as part of the Ravens' 11 overall sacks, which set a team record.

### MOST SINGLE-GAME SACKS / RAVENS HISTORY

P. Boulware (1/7/02 vs. Min.) . . . . . 4	T. Suggs (12/11/11 vs. Ind.) . . . . . 3
M. McCrary (11/8/98 vs. Oak.) . . . . . 4	T. Suggs (11/24/11 vs. SF) . . . . . 3
E. Dumervil (12/7/14 at Mia.) . . . . . 3.5	T. Suggs (9/11/11 vs. Pit.) . . . . . 3
J. Sharper (11/12/01 at Ten.) . . . . . 3.5	T. Suggs (12/4/05 vs. Hou.) . . . . . 3
M. McCrary (12/5/99 vs. Ten.) . . . . . 3.5	M. McCrary (12/26/99 vs. Cin.) . . . . . 3
<b>Z. Smith (10/14/18 at Ten.) . . . . . 3</b>	M. McCrary (11/16/97 vs. Phi.) . . . . . 3
E. Dumervil (11/10/13 vs. Cin.) . . . . . 3	B. Thompson (11/10/96 at Jax.) . . . . . 3
T. Suggs (10/6/13 at Mia.) . . . . . 3	

**24 CARR**  
11TH SEASON  
6-0, 210  
CORNERBACK



**Career Interceptions**  
(including 5 with Ravens)



**Interceptions**  
in 2017, tied (2011)  
for a career  
high



## CARR A STEADY VETERAN

### BALTIMORE INTERCEPTIONS (Since Carr's 2017 Ravens Arrival)

Rk.	Player	INTs
1.	Eric Weddle . . . . .	6
2.	<b>Brandon Carr . . . . .</b>	5
3.	Jimmy Smith . . . . .	3
4.	Five Players . . . . .	2

### MOST NFL PASSES DEFENSED (Since 2008)

Rk.	Player	PD
1.	D. Rodgers-Cromartie . . . . .	146
2.	Johnathan Joseph . . . . .	140
3.	Tramon Williams . . . . .	138
4.	Brent Grimes . . . . .	134
5.	<b>Brandon Carr . . . . .</b>	128

Quick Hit: Carr's 12 PD ranked No. 1 on the team in 2017; he has a team-best 7 in 2018.



# SAM KOCH NOTES

## SOARING WITH SAM

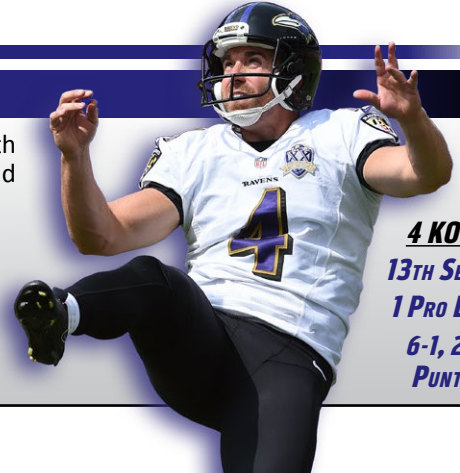
Pro Bowl **P Sam Koch** owns a 45.3 career gross average and 39.5 career net, both marks that rank first in Ravens history. In 2014, Koch posted a career-high and Ravens franchise-record 47.4-yard gross and 43.3-yard net average.

### CAREER GROSS PUNTING AVG. (Ravens History)

Rk.	Player	Avg.
1.	Sam Koch	45.3
2.	Greg Montgomery	43.2
3.	Dave Zastudil	41.6

### CAREER NET PUNTING AVG. (Ravens History)

Rk.	Player	Avg.
1.	Sam Koch	39.5
2.	Greg Montgomery	37.2
3.	Kyle Richardson	35.4



**4 KOCH**  
**13TH SEASON**  
**1 PRO BOWL**  
**6-1, 222**  
**PUNTER**

## KOCH DOMINATED

No punter in 2017 was more dominant at pinning opponents deep in their own territory than **P Sam Koch**.

### PUNTS INSIDE 20

1.	Sam Koch	40
2.	Chris Jones	34
3.	Two Players	33

### PUNTS INSIDE 10

1.	Sam Koch	16
2.	Marquette King	14
3.	Three Players	13

### PUNTS INSIDE 5

1.	Andy Lee	6
2.	Sam Koch	5
	Three Others	5

## PINNING 'EM DEEP

Dating back to 2006, when he entered the NFL, **P Sam Koch**'s 372 punts inside the 20 rank second in the NFL.

### NFL PUNTS INSIDE THE 20 / SINCE 2006

Rk.	Player	In 20
1.	Dustin Colquitt (KC)	399
2.	Sam Koch (Bal.)	372
3.	Andy Lee (Ari.)	344



**2018 Punts Inside the 20**  
(Tied for NFL's Third Most)

*"He is composed, he is resilient, and he's not easily rattled. People don't really expect it from a punter, but I definitely think Sam Koch carries that special Raven persona."*

— Terrell Suggs, Ravens OLB

In 2017, Koch twice earned AFC Special Teams Player of the Week honors (Week 12 vs. Hou. & Week 15 at Cle.). He is the first punter to win multiple POW awards in a single season since Buffalo's Brian Moorman in 2006.

## SAM IN THE 20

**P Sam Koch** is the Ravens' all-time leader in punts inside the 20 (372). In 2017, he posted a franchise-record 40 boots inside the 20, which ranked as the NFL's most.

\* In 2017, Koch's 40 punts inside the 20 ranked No. 1 in the NFL.

### PUNTS INSIDE THE 20 (Ravens All-Time History)

Rk.	Player	In 20
1.	Sam Koch	372
2.	Kyle Richardson	128
3.	Dave Zastudil	89

### PUNTS INSIDE THE 20 (Ravens Single Seasons)

Rk.	Player (Year)	In 20
1.	Sam Koch (2017)*	40
2.	Sam Koch (2010)	39
	Kyle Richardson (1999)	39

## PRO BOWL PUNTER



In his 10th season (2015), **P Sam Koch** was finally named to his first Pro Bowl, as the standout punter's net average (42.9) ranked No. 2 in the NFL, while his gross average (46.7) was ninth. Koch also dominated the league in 2014, producing the No. 1 net (43.3) and No. 3 gross (47.4) averages.

## NOTE THE QUOTE

**ESPN.com's Kevin Seifert on Sam Koch's arsenal of punts:**

"Some are designed to hook toward the sideline with maximum hang time. Others use an intentionally low trajectory to aid coverage teams. He has a knuckler and one kick that drops, from the returner's perspective, roughly in the shape of the letter 'S.' He's debuted a "boomerang" punt that does just what you would imagine it might. Most, but not all, of these punts are intended to discourage a clean catch and minimize the return.

"It's not unusual for NFL punters to develop a "changeup" of sorts, but no one has ever had multiple options at the ready. ... The NFL changes every day, but there are only a few moments in each generation when it transforms. This is one of them. In plain sight, Sam Koch and the Ravens have introduced a new way to punt."

## RAVENS IRONMAN

### RAVENS CONSECUTIVE GAMES PLAYED / ALL-TIME STREAKS

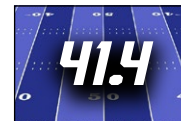
Rk.	Player	Games	Years
1.	Sam Koch	198	2006-present
2.	Jarret Johnson	129	2003-11
3.	Joe Flacco	122	2008-15

### BALTIMORE RAVENS MOST ALL-TIME GAMES PLAYED

Rk.	Player	Games	Years
1.	Ray Lewis	228	1996-2012
2.	Terrell Suggs	219	2003-present
3.	Matt Stover	207	1996-2008
4.	Sam Koch	198	2006-present
5.	Jonathan Ogden	177	1996-2007



**Punts In 20**  
NFL's Second Most  
Since 2014



**Net Punt Average**  
NFL's Fourth Best  
Since 2014



**Gross Punt Average**  
NFL's Seventh Best  
Since 2014



# JUSTIN TUCKER NOTES

## TUCKER THE ALL-TIME BEST

**K Justin Tucker**, the most accurate kicker of all time, has hit 214 of 238 FGAs to post an 89.9% mark. Tucker has connected on eight-consecutive FGAs of 50-plus yards dating back to 2017, while he is 18-of-20 on such kicks since the 2016 campaign.

### BEST CAREER FIELD GOAL PERCENTAGE (NFL History / Min. 100 Att.)

Rk.	Player	FGM-FGA	Pct.
1.	Justin Tucker	214-238	89.9
2.	Dan Bailey	194-221	87.8
	Stephen Gostkowski	352-401	87.8
4.	Stephen Hauschka	229-262	87.4
5.	Robbie Gould	338-388	87.1



**9 TUCKER**  
7TH SEASON  
2 PRO BOWLS  
6-1, 183  
KICKER

In 2017's Week 16 win vs. the Colts, Tucker (then 802 points) became the fastest pure kicker in league history to reach the 800 milestone, doing so in his 95th game. Of overall players, only Gino Cappelletti (a WR/PK combo from 1960-70) did it faster (93 games).

## TUCKER'S CAREER STATS

Year	1-19	20-29	30-39	40-49	50+	Total	Pct.	LG	PAT	Pts
2012	0-0	8-8	8-8	10-13	4-4	30-33	90.9	56	42-42	132
2013	0-0	10-10	12-13	10-11	6-7	38-41	92.7	61	26-26	140
2014	0-0	10-10	11-11	4-4	4-9	29-34	85.3	55	42-42	129
2015	0-0	10-10	9-9	10-11	4-10	33-40	82.5	52	29-29	128
2016	0-0	4-4	10-11*	14-14	10-10	38-39*	97.4	57	27-27	141
2017	0-0	7-7	11-11	11-12	5-7	34-37	91.9	57	39-39	141
2018	0-0	2-2	3-3	4-6*	3-3	12-14*	85.7	55	15-15	51
<b>Totals</b>	<b>0-0</b>	<b>51-51</b>	<b>64-66</b>	<b>63-71</b>	<b>36-50</b>	<b>214-238</b>	<b>89.9</b>	<b>61</b>	<b>220-220</b>	<b>862</b>

\* Lone miss in 2016 & both misses in 2018 were blocked kicks.

## 2016: PERHAPS THE BEST YEAR EVER

In 2016, All-Pro **K Justin Tucker** connected on 38 of 39 FGAs (lone miss was a block), posting the fifth-best pct. in NFL single-season history. In addition to making 35-straight FGAs at one point (tied for fifth-best streak ever), here are facts about his remarkable season, arguably the best ever by a kicker:

- ✓ Tucker's 38 FGs made ranked No. 1 in the NFL. He was also 27-of-27 on PATs. An NFL single-season record 24 of Tucker's 38 FGs made in 2016 came from 40 yards or beyond.
- ✓ Tucker's 10 FGs of 50-plus yards are a Ravens' single-season record. They tie (Blair Walsh, 2012) for the most in NFL history. (Tucker was a perfect 10-for-10 from 50 yards and out during the 2016 season.)
- ✓ Tucker's 141 points ranked second in the league only behind Atlanta's Matt Bryant (158).
- ✓ In Week 12 vs. Cincy, Tucker became just the ninth kicker in league history to make 3 FGs of 50-plus yards in a single game (52, 57 & 54). He is also the first kicker in NFL history to make 3 FGs of 50-plus yards in the first half of a game. (These feats earned him AFC ST POW honors.)

### BEST FG PERCENTAGE / NFL SINGLE-SEASON HISTORY

Rk.	Player (Team)	FGM-FGA	Pct.
1.	Gary Anderson (1998)	35-35	100.0
	Mike Vanderjagt (2003)	37-37	100.0
	Jeff Wilkins (2000)	17-17	100.0
	Tony Zendejas (1991)	17-17	100.0
5.	Justin Tucker (2016)	38-39	97.4



FGs Made  
NFL's Most  
Since 2012



Points Scored  
NFL's Second  
Most Since 2012



Career FG Pct.  
Best Mark  
in NFL History



40-Plus-Yard FGs  
NFL's Most  
Since 2012



50-Plus-Yard FGs  
NFL's Most  
Since 2012



Career Games  
w/ Dual 50+ FGs Made  
(Most in NFL History)

## TUCKER TIDBITS

- ✓ Since PATs were moved back in 2015, Tucker (110-of-110) is the only NFL kicker yet to miss.
- ✓ Tucker is a four-time AFC Special Teams Player of the Month, which ranks one more than legends S Ed Reed & K Matt Stover for the most POM awards in Ravens history. (Tucker has also earned eight AFC Special Teams Player of the Week honors.) "Tuck" earned his fourth POM award in Nov. 2017, going 8-for-8 on FGAs and 6-for-6 on PATs.
- ✓ Tucker's 6 FGs on 12/16/13 at Det. set a team record and a single-game NFL high in 2013. Against the Lions, he became the first NFL kicker ever to connect from the 20-, 30-, 40-, 50- & 60-yard range in a game.
- ✓ Tucker's 92.7 career FG% when kicking on grass (115-of-124) ranks as the NFL's best of all time.
- ✓ Tucker's 92.9 career FG% (105-of-113) in the second half/overtime ranks as the NFL's best second half/OT mark of all time.



# JUSTIN TUCKER & ERIC WEDDLE NOTES

## TUCK'S CHART TALK

### MOST FIELD GOALS MADE / SINCE 2012

Rk.	Player (Team)	FGM
1.	Justin Tucker (Bal.)	214
2.	Stephen Gostkowski (NE)	211
3.	Stephen Hauschka (Buf.)	188
4.	Adam Vinatieri (Ind.)	183
5.	Matt Bryant (Atl.)	177

### MOST NFL POINTS / SINCE 2012

Rk.	Player (Team)	Points
1.	Stephen Gostkowski (NE)	957
2.	Justin Tucker (Bal.)	862
3.	Stephen Hauschka (Buf.)	800
4.	Matt Bryant (Atl.)	787
5.	Adam Vinatieri (Ind.)	783

### CONSECUTIVE FIELD GOALS MADE (All-Time NFL Streaks)

Rk.	Kicker (Years)	FGs Made
1.	Adam Vinatieri (2015-16)	44
2.	Mike Vanderjagt (2002-04)	42
3.	Gary Anderson (1997-98)	40
4.	Matt Stover (2005-06)	36
5.	Justin Tucker (2015-16) Adam Vinatieri (2013-14)	35

### BEST NFL FIELD GOAL PERCENTAGE (2016 Season)

Rk.	Player (Team)	FGM-FGA	Pct.
1.	Justin Tucker (Bal.)	38-39	97.4
2.	Matt Bryant (Atl.)	34-37	91.9
3.	Ryan Succop (Ten.)	22-24	91.7
4.	Stephen Hauschka (Sea.)	33-37	89.2
5.	Cairo Santos (KC)	31-35	88.6
6.	Two Players	27-31	87.1

### BEST FIELD GOAL PERCENTAGE / ROOKIES (NFL History)

Rk.	Player (Year)	FGM-FGA	Pct.
1.	Blair Walsh (2012)	35-38	92.1
2.	Justin Tucker (2012)	30-33	90.9
3.	Harrison Butker (2017)	38-42	90.5
4.	Cody Parkey (2014)	32-36	88.9
	Alex Henery (2011)	24-27	88.9
6.	Chandler Catanzaro (2014)	29-33	87.9

### BEST FIELD GOAL PERCENTAGE (Ravens Single-Season History)

Rk.	Player (Year)	FGM-FGA	Pct.
1.	Justin Tucker (2016)	38-39	97.4
2.	Matt Stover (2006)	28-30	93.3
3.	Justin Tucker (2013)	38-41	92.7
4.	Justin Tucker (2017)	34-37	91.9
5.	Justin Tucker (2012)	30-33	90.9

(min. 16 att.)

## TUCKER'S GAME-WINNERS

# 12

### Career game-winning FGs by K Justin Tucker:

- 2016: Week 3 at Jax., 53 yards
- 2016: Week 2 at Cle., 49 yards
- 2015: Week 11 vs. STL, 47 yards
- 2015: Week 8 vs. SD, 39 yards
- 2015: Week 4 at Pit., 52 yards OT
- 2014: Week 3 at Cle., 32 yards
- 2013: Week 15 at Det., 61 yards
- 2013: Week 10 vs. Cin., 46 yards OT
- 2013: Week 5 at Mia., 44 yards
- 2012: Div. at Den., 47 yards 2OT
- 2012: Week 12 at SD, 38 yards OT
- 2012: Week 3 vs. NE, 27 yards

# 8

Consecutive 50-plus-yard FGs made by K Justin Tucker, including 3 this season. His 36 successful career "50s" are the NFL's most since he entered the league in 2012.

# 18/20

50-yard FGs made/attempted by Tucker dating back to the 2016 season, producing an NFL-best 90% mark on such attempts (min. 5 kicks).


## THE SECONDARY'S SERGEANT

A five-time Pro Bowler (including two as a Raven), S Eric Weddle's 29-career INTs tie for second among active safeties. In his first year (2016) as a Raven, he produced a team-high 4 picks (tied, C.J. Mosley) and 89 tackles. In 2017, he posted 6 INTs (including 1 "pick-6"), ranking as a team best and tying (A.J. Bouye) for third overall in the NFL.

### NFL INTERCEPTIONS LEADERS / ACTIVE NFL SAFETIES

Rk.	Player (Team)	INTs	Yards	TDs
1.	Reggie Nelson (Oak.)	37	486	1
2.	Eric Weddle (Bal.)	29	467	4
	Mike Adams (Car.)	29	344	2
4.	Earl Thomas (Sea.)	28	417	2

**32 WEDDLE**  
12TH SEASON  
5 PRO BOWLS  
5-11, 200  
SAFETY



### INTERCEPTIONS LEADERS / SAFETIES (Since 2016)

Rk.	Player (Team)	INTs	Yards	TDs
1.	Ha Ha Clinton-Dix (GB)	11	105	0
2.	Eric Weddle (Bal.)	10	177	1
	Tre Boston (Ari.)	10	87	0
4.	Two Players	9	n/a	n/a



Active NFL Safety (Weddle) w/ at least 900 tackles, 25 INTs & 5 sacks



Active NFL Safeties (Weddle & Reggie Nelson) w/ 25 INTs & 90 PD



INT Needed by Weddle to Reach 30 for His Career

Weddle earned his first-ever AFC Defensive Player of the Week honor for his performance in 2017's Week 13 win over Detroit. In the game, he tallied 3 tackles, 1 strip-sack and a 45-yard interception return for a touchdown, leading the Ravens to a 44-20 victory.



# RAVENS IN OUR COMMUNITY

## SIP 'N PAINT

On Monday, Oct. 15, the Ravens kicked off their support of cancer awareness with their annual Sip 'N Paint event, which will lead into their *Crucial Catch* game, on Sunday, Oct. 21. While *Crucial Catch* recognizes survivors of all cancers, Sip 'N Paint specifically honors breast cancer survivors, those currently in treatment and the family and friends who support them. Participants included members of the Ravens Purple club, as well as those who are battling or have overcome breast cancer. Attendees were able to enjoy refreshments and hors d'oeuvres, followed by a Ravenized canvas painting session led by Trevino Paint (Pikesville, Md.). During the event, guests spent time with Ravens players **CB Brandon Carr**, **TE Hayden Hurst** (right), and **LB Kenny Young**, giving both the players and attendees an opportunity to share their stories and experiences.



## USS MARYLAND



On Wednesday, Oct. 3, the Baltimore Ravens welcomed a special group of men to the Under Armour Performance Center. The Ravens hosted 10 crew members of the USS Maryland to celebrate Maryland Fleet Week, a span that celebrates maritime history, welcomes naval vessels from around the world and shows off historic planes during seven days of festivities in the Baltimore Harbor. During their visit, the crew was able to tour the facility, enjoy lunch and watch practice. At the end of practice, the crew had the opportunity to mix and mingle with both coaches and players, including **QB Joe Flacco** (bottom), head coach **John Harbaugh** (top left) and **TE Hayden Hurst** (bottom left). As a part of their *Salute to Service* campaign, the Ravens continue to honor and support the men and women who serve our country and our community year round.





## JOHN HARBAUGH MONDAY PRESS CONFERENCE: WEEK 7 VS. SAINTS

**Opening statement:** “OK, good to see everybody – appreciate you guys coming over. We went through the last game and pretty much cleaned that up as of early this afternoon. Now we’re on to the Saints and preparing, obviously, for a very good football team that’s had a bye, had a little extra time to prepare for us. It’ll be our challenge, and we’re looking forward to it. I just wanted to make one note before we get going. I hadn’t had the chance to do this earlier, but I got a text, communicated with [former Orioles manager] Buck Showalter after the game last night. We’ve gotten to be good friends over the course of the last eight years – play golf, doing a lot of things together. I really, really admire him and respect him. I’ve learned so much from him over the years as a coach and a leader and relating to players and all the different things that come up. I just want to acknowledge that and what a great job he did in Baltimore and how amazing he’s been for the fans, for sports fans in Baltimore, how much I’ve enjoyed watching his teams play and what a great job he’s done for the Orioles. So, I just wanted to say that and put that out there, because he hit me last night about our team, and I always enjoyed talking to him.”

**Any update on G/T Alex Lewis? (Jamison Hensley)** “Alex is in the building. [He] came back with us last night. It looks good. There’s no serious injury there, in terms of [neurological-] type issues. He’s possible for this week, as far as I know right now. So, we’ll just have to see as the week progresses and they continue with the tests and see how he comes along. That could change at any time, but that’s what we’ve been told at this time.”

**Is there a particular diagnosis? Was it neck trauma? (David Ginsburg)** “I don’t have that. I don’t have the name of it right now. I’m sorry – I didn’t get that.”

**When you look at the Saints and how they’ve been able to be an offensive power year after year, what are the keys to that? (Childs Walker)** “The two keys to the Saints’ long-term offensive success?” (Reporter: “Well, it doesn’t have to be two keys. It can be however many you want.”) “I have two keys then: Drew Brees and Sean Payton – those two guys. Sean is a great builder of offenses and schemer. He does a great job of building his offense one week to the next, changes it up, creates a lot of problems. Then of course, Drew Brees makes it all happen. Those are the two keys.”

**Is RB Gus Edwards the kind of guy that can play himself into the running back rotation? (Todd Karpovich)** “Yes, sure. He’s been doing that. To see him go out there – especially towards the end of the game when we needed those key yards to finish the game – he did a great job. He’s a big guy. He runs behind his pads, and he’s a tough tackle. So that was a plus for us.”

**How pleased were you to see the running game set the tone, chew clock and protect that lead? (Luke Jones)** “It was important. We had great time of possession through the whole game. I think a lot of things went into that. We ran the ball a lot – towards the end of the game with more success obviously, and that’s kind of what you’re talking to. We had 16 defensive snaps in the second half, so that goes to the fact that we were getting three-and-outs and also to the fact that the offense was staying on the field. We had one really long drive, kept the ball, didn’t score a lot of points, but we kept the ball a lot. We made a number of third-down conversions. I think we were, maybe, 12-of-17 on third-down conversions, and at one time I think we only missed one. A number of those were long – third-and-longs. Those two things probably went hand-in-hand.”

**Do you think those long possessions help the defense? (Garrett Downing)** “That’s the way football is; it’s a complementary sport. It’s complementary between all three phases. It’s also complementary between all 11 guys on the field at one time. Everybody plays off each other. Symbiotic? Is that a good word? That’s how it works. I think one phase can make the other phase better, and that’s what you are always trying to achieve.”

**When you went back and looked at that opening drive on film, what stood out? Historically, there hadn’t been a drive like that since you arrived here of that length and that nature. (Jerry Coleman)** “The key thing in that drive were the third-down conversions. We had a couple big third-down conversions. Willie Snead had a number of them, ‘Crab’ [Michael Crabtree] had some in that drive right there. In that first drive, [Javorius] ‘Buck’ Allen had two huge plays that converted on third down. I thought that was the key.”

**You alluded to the lighter defensive workload yesterday. Could that have some long-range benefit, even this week? As you said, you’re playing a team who is coming off a bye. Is that a benefit to you guys? (Childs Walker)** “Well, the fewer snaps you can play on defense, it’s usually going to be a good thing. Conversely, we had offensive linemen who were breaking out in hot sweats getting on the plane. They had over 80 snaps, our guys did. So that’s a good thing, too, but it’s tough on those guys. They’re in good shape, but it’s a positive, yes.”

**How pleased were you to see the distribution of sacks? It wasn’t just one guy, but many. (David Ginsburg)** “Very pleased. That’s how we’re built on defense. We’re built that way. We bring a lot of pressure. We bring different people from different places. Everybody can blitz on our defense, so when you do that, you’re going to have a lot of time, you’re going to have all the rush lanes filled up, and it just kind of ends up being who gets there. Sometimes the guy with the best rush doesn’t get the sack. That happened a lot of times last night.”



Sometimes the guys that flush the quarterback don't get the sack. He'll get credit for the pressures. We do a good job in this league now of charting all that stuff – that's good information to look at. But I thought we had a bunch of guys rushing the passer really well."

**Was any of the pressure due to the fact that the defensive backs had everyone covered? (David Ginsburg)** "That's a great point. We had really good coverage all day. There were a number of times where you stop the tape and say, 'Well, if you were the quarterback, where would you go with the ball?' And really, most of the time there was nowhere to go with the ball. So that's kind of the way ... Again, that symbiotic relationship – those things go hand-in-hand."

**What was your evaluation of the way CB/RS Cyrus Jones played? (Ryan Mink)** "Cyrus played well. I thought he stabilized us back there, was really solid. He did a good job – did a good job in coverage, made a big tackle in kickoff coverage. It was a big plus for us having Cyrus."

**Not a huge game for WR John Brown and the tight ends. Do you think that's just the push-and-pull of the defenses reacting to what you guys have been doing well with recently? (Jonas Shaffer)** "Yes, from a numbers standpoint, you don't worry about that too much from one game to the next. Certainly, if it goes a number of weeks, you start to wonder why that's happening. But looking at the tape, the tight ends played really well, 'Smoke' [John Brown] played really well – made a huge catch on that inside, that slot seam [route] to convert for us. He was tightly covered. I'm pretty sure he's going to have some big games in the future. I feel that way about the tight ends, too, especially. Mark Andrews had a couple big catches for us, conversion catches. We keep building on that."

**Did you like the way that G James Hurst came in and played left guard when G Alex Lewis had to leave and T Orlando Brown Jr. at right tackle? (Jerry Coleman)** "Well, we really went with [Bradley] Bozeman. Bozeman was the guy playing guard and James stayed at right tackle. We had Orlando ... What you might've seen is Orlando came in some extra offensive linemen-type situations. We have formations that move guys around. I thought 'Boze' played really well. He did a good job, was solid. He really stepped up and played solidly. Orlando was very physical in his snaps. So, both of those guys played well."

**What are the challenges – you mentioned about the Saints offense, but specifically with QB Drew Brees – when you just think of QB Drew Brees? What are kind of the challenges that pop out for you? (Jamison Hensley)** "His vision is unbelievable. His pocket awareness is the best, and he's very accurate. So, he can see, he can find the open receiver, and he gets guys in position. They scheme guys open. He knows what he's looking at pre-snap, and he knows what he's looking at post-snap. So, he's not going to miss an open guy very often, and he has a great feel for the rush. He'll take some sacks if he has to, but only if he has to. He throws; he'll hang in there and make some tight throws when he has pressure all around him. He has the numbers he has for a reason. He's every bit of what he's cracked up to be, and I have a lot of respect for him, have a lot of respect for the whole offense. They have some really good receivers. They have one from Ohio State who's not too shabby [Michael Thomas], among others. Offensive line is big, physical, playing really well – zone and gap-blocking-type combination, blocking offensive line. They're running the ball really well. They have two really good backs, very physical, both who are utilizing the passing game. You can't say enough about their offense that way."

**I know you'll look at recent tape, but will you go back when you played them in 2014 and look at some things that you did well, that worked against QB Drew Brees? Or is that something that you won't do? (Jamison Hensley)** "We do. That's always part of our breakdown, going back and looking at previous games, so that will be part of the analysis." (Reporter: "Is there anything you see when you previously played that you did well against him?") "I'm sure there is. Yes, I'm sure we'll take a look at that. I wouldn't be able to outline it now, Monday at 2:30 p.m., and I wouldn't outline it anyway, but I'm sure there are some things, yes."

**Do you feel like you've gotten what you were looking for from WR Willie Snead, in terms of being a guy you can always go to for a tough catch on third down? (Childs Walker)** "I'm really glad you asked that question, because I just think Willie had a great game, exactly what we were looking for, what we hoped he would be when we signed him. He came up with some huge catches, some third-down catches. How about the third-and-18 to start the second half to keep that drive alive when we were backed up? Just one of many. He's on the ground, he makes the catch, he's getting pushed back to the ground, stepped all over, and he just gets up and gives the first down signal right there in the guy's face. That's the kind of competitor he is. He's all ball, all the time. And, I think he was a big factor in the game."

**Are you surprised by his attitude at all, seeing his nastiness and the way he played yesterday? (Mike Preston)** "No, not at all! It's a good question. Ball State guy, Mid-American Conference guy. That's what you get from that conference, man! (laughter) You get a hard shell, and that's the way he played in New Orleans. That's who he is. I have to elaborate. This is a guy that's been doubted his whole career – high school, college and the NFL – so I'm fine if they keep doubting him."

**You're coming off a three-straight-road-game stretch, which doesn't happen too often in the NFL. You won two out of those three. How much are you looking forward to now playing four of your next five at home, and just your overall thoughts on where you are as a football team right now in these first six weeks? (Luke Jones)** "We're in a good place. Not as good as we could be, but you can't look back and lament that. You just have to move forward, and we're happy to be where we're at, and we have to make the most of it. It's like Terrell Suggs said in the locker room last night: It doesn't ... Winning a game like that on the road doesn't mean nearly as much if you can't follow



it up. You have to back it up with another win, and what you need to do in the NFL is stack wins. You need to find a way to get on a roll, and you do that by getting better every single day, all the things we always talk about, and going out there and playing good, winning football on Sunday. That's all our focus needs to be, because if we can stack a win on top of that win, then it really starts to mean something. But, a huge challenge, whether you're on the road or home, playing against the Saints. I'm glad we're going to be at home. I'm excited that our fans will get a chance to see us and be a part of it. We had great support. For those of you who were at the [Tennessee] game, you probably know this. There were a ton of Ravens fans there, especially at the end when we'd come down, and they're all around the ring in the field. It was pretty cool to see. So, thanks to the Ravens fans for being loud and being a part of it yesterday." (Reporter: "Do you need directions back to M&T Bank Stadium?") (laughter) "I've been there a few times, been there a few times, but it's been awhile, there's no question."

**Did you get the feeling that the defense was really, even as you guys pretty much had a win, wanted that shutout badly, and do you think there's a sense of pride that they have not having given up a touchdown in the second half yet this year? (David Ginsburg)** "Sure, absolutely. It's definitely something that they're aware of, but not talked about. During the game, same thing. The thing I like about our guys is no matter the circumstance, they're going to scrap and fight and claw every single play. And, the other team sometimes makes some plays and gets you on your heels at times, and you have to keep fighting, keep them out of the end zone. Line up for the next snap, line up for the next series. I think that same mentality applies when you're playing really well, and you haven't given up a point, to when you have given up some points. So, just take that same mindset play-to-play, into every play and every game, and that's what our guys do. It's reflected in every game like that, too. They gave 'Wink' [Martindale] the Gatorade bath. I told Wink to make sure he didn't get any shivers or cold or anything after that and take care of himself."

**When you go back and look at a game like that, is it hard – maybe it isn't, as a coach – to look for corrections and look for things to point out as negatives. There were some penalties and things of that nature that you could point out, but was that difficult? (Jerry Coleman)** "No, it's really easy as a coach, to your point. It's what you ... It's never as good as you think, it's never as bad as you think, and when you go back and you watch a game like that, sometimes you're a little bit surprised by what you see, in terms of, there are more negatives than you remembered seeing. You get in there, and you go to work. And that's it. There's a poem: 'Meet triumph and disaster and treat those two imposters just the same.' Anybody know what I'm talking about? 'The Unforgiving Minute?' [The poem 'If,' by] Rudyard Kipling? You guys are journalists! You should know these things. (laughter) But check that one out. To me, that's the approach. So yes, you look for every single thing that needs to be corrected, and you try to chase perfection."

**OLB Matthew Judon, when you went back and saw what happened with the unnecessary roughness penalty, that looked like one of the few mistakes that were made yesterday, and it's happened before with him. (Jerry Coleman)** "Yes, absolutely, that's something that has to be cleaned up, no doubt. It was unnecessary roughness, very unnecessary. He knows that."

**I know it's a non-issue with how well QB Joe Flacco has played so far, but what do you make of the high number of batted balls he's had at the line of scrimmage? (Jonas Shaffer)** "Too many. I know we lead the league in batted balls. I think we have 11 now, and that's something that's a problem, because those are opportunities. A lot of times, those guys are open, and those are chances to complete passes. That's something that we've been working on the last couple of weeks. We still haven't it cleaned up the way we want to, and we're not happy about it. We need to clean that up."

**Along those lines, for a guy who is that tall, is that why it shouldn't be happening? (Jerry Coleman)** "Those guys that are in front of him are pretty tall, too, but Drew Brees, I don't think, has a batted pass yet this year, to make that contrast. So it's probably not as much about that as it is about other issues. It's always a team effort. Anything like that is always a team effort, and we have to get better at it."

**You mentioned with G/C Bradley Bozeman, you liked what you saw. Do you get a better read on a young player when he actually is thrown into a situation like that rather than just practicing? Does it make any difference as you're evaluating a young player and how he's progressing? (Cliff Brown)** "Does it make a difference, the fact that you see him in a game? Yes, yes. You see him in practice, you feel good about him. Football is a practice sport, so people often say, 'Give the guy a chance,' and players will say, 'Give me a chance,' and we'll say, 'You get a chance, every day at practice.' So, until you start doing well in practice, we're not going to put you into one of our 16 games and let you go in there and show us that you're the exact same player who is not good enough in practice. But, once you're good enough in practice on a consistent basis, you gain some confidence from the coaches to put you in there in a game and see if you can do it. Then, that becomes the next step. To see him and Gus [Edwards] and Orlando [Brown Jr.] and those guys do well is a good step."

**Along those lines, what does OLB Tyus Bowser need to show to sort of get back on track? (Childs Walker)** "Tyus is doing well. It was more of a numbers thing yesterday. We got Tim [Williams] back, and it just didn't work out numbers-wise. We have so many outside linebackers, it's kind of hard to decide who you're going to sit down. Some of that stuff has kind of come down to special teams and who plays a bigger role. Probably in the fine line of special teams, the inside 'backers probably win out sometimes over the outside 'backers, and that's the numbers that are getting Tyus, or got Tyus, off the 46-man [roster] this week. So, he can continue to build on the special teams, but he practiced really well last week on special teams. He practiced well on defense, and Tyus is a really good player, so it's a good problem to have. But, you have to be one of the ... When you get everybody healthy, it gets pretty competitive, as far as who's out there on Sunday."

# ALPHABETICAL ROSTER

As of Oct. 16

No.	Name	Pos.	Ht.	Wt.	Birthdate	Exp.	College	Hometown
37	Allen, Javorius	RB	6-0	218	8/27/91	4	Southern California	Micosukee, FL
89	Andrews, Mark	TE	6-4	256	9/6/95	R	Oklahoma	Scottsdale, AZ
28	Averett, Anthony	CB	5-11	178	11/30/94	R	Alabama	Woodbury, NJ
49	Board, Chris	LB	6-2	229	7/23/95	R	North Dakota State	Orlando, FL
54	Bowser, Tyus	OLB	6-3	242	5/23/95	2	Houston	Tyler, TX
86	Boyle, Nick	TE	6-4	270	2/17/93	4	Delaware	Sussex, NJ
77	Bozeman, Bradley	C	6-3	317	11/24/94	R	Alabama	Roanoke, AL
78	Brown Jr., Orlando	T	6-8	345	5/2/96	R	Oklahoma	Baltimore, MD
13	Brown, John	WR	5-11	178	4/3/90	5	Pittsburg State	Homestead, FL
24	Carr, Brandon	CB	6-0	210	5/19/86	11	Grand Valley State	Flint, MI
36	Clark, Chuck	S	6-0	205	4/19/95	2	Virginia Tech	Suffolk, VA
34	Collins, Alex	RB	5-10	208	8/26/94	3	Arkansas	Ft. Lauderdale, FL
46	Cox, Morgan	LS	6-4	235	4/26/86	9	Tennessee	Collierville, TN
15	Crabtree, Michael	WR	6-1	215	9/14/87	10	Texas Tech	Dallas, TX
35	Edwards, Gus	RB	6-1	238	4/13/95	R	Rutgers	Staten Island, NY
5	Flacco, Joe	QB	6-6	245	1/16/85	11	Delaware	Audubon, NJ
61	Grasu, Hroniss	C	6-3	301	8/12/91	4	Oregon	Northridge, CA
3	Griffin III, Robert	QB	6-2	213	2/12/90	6	Baylor	Copperas Cove, TX
69	Henry, Willie	DT	6-3	291	3/20/94	3	Michigan	Cleveland, OH
29	Humphrey, Marlon	CB	6-0	197	7/8/96	2	Alabama	Hoover, AL
81	Hurst, Hayden	TE	6-4	245	8/24/93	R	South Carolina	Jacksonville, FL
74	Hurst, James	G/T	6-5	310	12/17/91	5	North Carolina	Plainfield, IN
8	Jackson, Lamar	QB	6-2	212	1/7/97	R	Louisville	Pompano Beach, FL
23	Jefferson, Tony	S	5-11	211	1/27/92	6	Oklahoma	Chula Vista, CA
27	Jones, Cyrus	CB/RS	5-10	200	11/29/93	3	Alabama	Baltimore, MD
99	Judon, Matthew	OLB	6-3	261	8/15/92	3	Grand Valley State	West Bloomfield, MI
4	Koch, Sam	P	6-1	222	8/13/82	13	Nebraska	Seward, NE
17	Lasley, Jordan	WR/RS	6-1	213	11/13/96	R	UCLA	Compton, CA
41	Levine Sr., Anthony	DB/LB	5-11	207	3/27/87	7	Tennessee State	Abbeville, LA
72	Lewis, Alex	G/T	6-6	305	4/21/92	3	Nebraska	Tempe, AZ
50	McClellan, Albert	LB	6-2	235	6/4/86	8	Marshall	Lakeland, FL
10	Moore, Chris	WR/RS	6-1	200	6/16/93	3	Cincinnati	Tampa, FL
57	Mosley, C.J.	ILB	6-2	250	6/19/92	5	Alabama	Mobile, AL
48	Onwuasor, Patrick	ILB	6-0	227	8/22/92	3	Portland State	Inglewood, CA
97	Pierce, Michael	DT	6-0	340	11/6/92	3	Samford	Daphne, AL
42	Ricard, Patrick	FB/DL	6-3	311	5/27/94	2	Maine	Spencer, MA
95	Sieler, Zach	DT	6-6	290	9/7/95	R	Ferris State	Pinckney, MI
68	Skura, Matt	G/C	6-3	313	2/17/93	2	Duke	Columbus, OH
22	Smith, Jimmy	CB	6-2	210	7/26/88	8	Colorado	Colton, CA
90	Smith, Za'Darius	OLB	6-4	272	9/8/92	4	Kentucky	Greenville, AL
83	Snead IV, Willie	WR/RS	5-11	205	10/17/92	4	Ball State	Muskegon (MI)
79	Stanley, Ronnie	T	6-6	315	3/18/94	3	Notre Dame	Las Vegas, NV
55	Suggs, Terrell	OLB	6-3	265	10/11/82	16	Arizona State	Chandler, AZ
9	Tucker, Justin	K	6-1	183	11/21/89	7	Texas	Austin, TX
96	Urban, Brent	DE	6-7	300	5/5/91	5	Virginia	Mississauga, ON, CAN
32	Weddle, Eric	S	5-11	195	1/4/85	12	Utah	Alta Loma, CA
98	Williams, Brandon	DT	6-1	336	2/21/89	6	Missouri Southern St.	Kirkwood, MO
87	Williams, Maxx	TE	6-4	252	4/12/94	4	Minnesota	Waconia, MN
56	Williams, Tim	OLB	6-3	252	11/12/93	2	Alabama	Baton Rouge, LA
93	Wormley, Chris	DE	6-5	300	10/25/93	2	Michigan	Toledo, OH
73	Yanda, Marshal	G/T	6-3	305	9/15/84	12	Iowa	Anamosa, IA
40	Young, Kenny	LB	6-1	234	11/15/94	R	UCLA	Boutte, LA
25	Young, Tavon	CB	5-9	185	3/14/94	3	Temple	Oxon Hill, MD

## Practice Squad

60	Creelius, Randin	G/T	6-5	300	8/5/96	R	Portland State	Lake Stevens, WA
31	Daniel, Robertson	CB	6-1	209	10/1/91	1	Brigham Young	San Jose, CA
33	Dorleant, Makinton	CB	5-11	182	10/6/92	2	Northern Iowa	Bradenton, FL
71	Eluemunor, Jermaine	G/T	6-4	335	12/13/94	2	Texas A&M	London, England
45	Ezeala, Christopher (IPP)	FB	5-11	248	9/19/95	R	German Football League	Munich, Germany
84	Grant, Janarion	WR/RS	5-10	173	11/20/93	R	Rutgers	Trilby, FL
58	Jones, Alvin	ILB	5-10	231	12/2/94	R	UTEP	El Paso, TX
65	Siragusa, Nico	G	6-4	330	5/10/94	2	San Diego State	San Diego, CA
44	Thompson, Mark	RB	6-1	235	12/9/94	R	Florida	Cheltenham, PA
80	Waller, Darren	TE	6-6	255	9/13/92	3	Georgia Tech	Kennesaw, GA
14	White, Tim	WR/RS	5-10	175	7/15/94	2	Arizona State	Los Angeles, CA

## Non-Football Injury List

6	Vedvik, Kaare	P/K	6-3	210	3/16/94	R	Marshall	Stavanger, Norway
---	---------------	-----	-----	-----	---------	---	----------	-------------------

## Injured Reserve

26	Canady, Maurice	CB	6-1	193	5/26/94	3	Virginia	Richmond, VA
30	Dixon, Kenneth	RB	5-10	228	1/21/94	3	Louisiana Tech	Strong, AR
21	Elliott, DeShon	S	6-0	210	4/21/97	R	Texas	Dallas, TX
38	Jean-Baptiste, Stanley	CB	6-3	216	4/12/90	3	Nebraska	Miami, FL
12	Scott, Jaleel	WR	6-5	210	2/23/95	R	New Mexico State	Rock Hill, SC
64	Senat, Greg	T	6-6	305	9/8/94	R	Wagner	Elmont, NY
47	Turner, De'Lance	RB	5-11	214	8/23/95	R	Alcorn State	McClain, MS

## Physically Unable to Perform

16	Adeboyejo, Quincy	WR	6-3	200	5/26/95	1	Mississippi	Cedar Hill, TX
53	Bradley, Bam	ILB	5-11	232	6/26/94	2	Pittsburgh	Trotwood, OH
43	Hill, Jaylen	CB	5-10	175	5/26/94	2	Jacksonville State	Marietta, GA

# NUMERICAL ROSTER

As of Oct. 16

No.	Name	Pos.	Ht.	Wt.	Birthdate	Exp.	College	How Acq.	2018 Games			
									P	S	DNP	INA
3	Robert Griffin III	QB	6-2	213	2/12/90	6	Baylor	FA '18	0	0	0	6
4	Sam Koch	P	6-1	222	8/13/82	13	Nebraska	D6a '06	6	0	0	0
5	Joe Flacco	QB	6-6	245	1/16/85	11	Delaware	D1 '08	6	6	0	0
8	Lamar Jackson	QB	6-2	212	1/7/97	R	Louisville	D1b '18	6	0	0	0
9	Justin Tucker	K	6-1	183	11/21/89	7	Texas	FA '12	6	0	0	0
10	Chris Moore	WR/RS	6-1	200	6/16/93	3	Cincinnati	D4b '16	6	0	0	0
13	John Brown	WR	5-11	178	4/3/90	5	Pittsburg State	UFA (ARI) '18	6	5	0	0
15	Michael Crabtree	WR	6-1	215	9/14/87	10	Texas Tech	FA '18	6	6	0	0
17	Jordan Lasley	WR/RS	6-1	213	11/13/96	R	UCLA	D5 '18	0	0	0	6
22	Jimmy Smith	CB	6-2	210	7/26/88	8	Colorado	D1 '11	2	0	0	0
23	Tony Jefferson	S	5-11	211	1/27/92	6	Oklahoma	UFA (ARI) '17	6	6	0	0
24	Brandon Carr	CB	6-0	210	5/19/86	11	Grand Valley State	UFA (DAL) '17	6	6	0	0
25	Tavon Young	CB	5-9	185	3/14/94	3	Temple	D4a '16	6	2	0	0
27	Cyrus Jones	CB/RS	5-10	200	11/29/93	3	Alabama	WAV (NE) '18	1	0	0	0
28	Anthony Averett	CB	5-11	178	11/30/94	R	Alabama	D4a '18	2	0	0	4
29	Marlon Humphrey	CB	6-0	197	7/8/96	2	Alabama	D1 '17	6	5	0	0
32	Eric Weddle	S	5-11	195	1/4/85	12	Utah	UFA (SD) '16	6	6	0	0
34	Alex Collins	RB	5-10	208	8/26/94	3	Arkansas	FA '17	6	6	0	0
35	Gus Edwards	RB	6-1	238	4/13/95	R	Rutgers	FA '18	1	0	0	0
36	Chuck Clark	S	6-0	205	4/19/95	2	Virginia Tech	D6 '17	6	0	0	0
37	Javorius Allen	RB	6-0	218	8/27/91	4	Southern California	D4b '15	6	0	0	0
40	Kenny Young	LB	6-1	234	11/15/94	R	UCLA	D4b '18	6	3	0	0
41	Anthony Levine Sr.	DB/LB	5-11	207	3/27/87	7	Tennessee State	FA '12	6	0	0	0
42	Patrick Ricard	FB/DL	6-3	311	5/27/94	2	Maine	FA '17	5	1	0	1
46	Morgan Cox	LS	6-4	235	4/26/86	9	Tennessee	FA '10	6	0	0	0
48	Patrick Onwuasor	ILB	6-0	227	8/22/92	3	Portland State	FA '16	6	3	0	0
49	Chris Board	LB	6-2	229	7/23/95	R	North Dakota State	FA '18	6	0	0	0
50	Albert McClellan	LB	6-2	235	6/4/86	8	Marshall	FA '10	4	1	0	0
54	Tyus Bowser	OLB	6-3	242	5/23/95	2	Houston	D2 '17	5	0	0	1
55	Terrell Suggs	OLB	6-3	265	10/11/82	16	Arizona State	D1a '03	6	6	0	0
56	Tim Williams	OLB	6-3	252	11/12/93	2	Alabama	D3b '17	5	0	0	1
57	C.J. Mosley	ILB	6-2	250	6/19/92	5	Alabama	D1 '14	5	5	0	1
61	Hroniss Grasu	C	6-3	301	8/12/91	4	Oregon	FA '18	0	0	0	3
68	Matt Skura	G/C	6-3	313	2/17/93	2	Duke	FA '16	6	6	0	0
69	Willie Henry	DT	6-3	291	3/20/94	3	Michigan	D4d '16	2	0	0	4
72	Alex Lewis	G/T	6-6	305	4/21/92	3	Nebraska	D4c '16	6	6	0	0
73	Marshal Yanda	G/T	6-3	305	9/15/84	12	Iowa	D3b '07	6	6	0	0
74	James Hurst	G/T	6-5	310	12/17/91	5	North Carolina	FA '14	6	6	0	0
77	Bradley Bozeman	C	6-5	317	11/24/94	R	Alabama	D6c '18	6	0	0	0
78	Orlando Brown Jr.	T	6-8	345	5/2/96	R	Oklahoma	D3a '18	6	0	0	0
79	Ronnie Stanley	T	6-6	315	3/18/94	3	Notre Dame	D1 '16	6	6	0	0
81	Hayden Hurst	TE	6-4	245	8/24/93	R	South Carolina	D1a '18	2	0	0	4
83	Willie Snead IV	WR/RS	5-11	205	10/17/92	4	Ball State	RFA (NO) '18	6	2	0	0
86	Nick Boyle	TE	6-4	270	2/17/93	4	Delaware	D5a '15	6	4	0	0
87	Maxx Williams	TE	6-4	252	4/12/94	4	Minnesota	D2 '15	6	5	0	0
89	Mark Andrews	TE	6-5	256	9/6/95	R	Oklahoma	D3b '18	6	2	0	0
90	Za'Darius Smith	OLB	6-4	272	9/8/92	4	Kentucky	D4a '15	6	2	0	0
93	Chris Wormley	DE	6-5	300	10/25/93	2	Michigan	D3a '17	6	4	0	0
95	Zach Sieler	DT	6-6	290	9/7/95	R	Ferris State	D7 '18	1	0	0	5
96	Brent Urban	DE	6-7	300	5/5/91	5	Virginia	D4a '14	6	6	0	0
97	Michael Pierce	DT	6-0	340	11/6/92	3	Samford	FA '16	4	0	0	2
98	Brandon Williams	DT	6-1	336	2/21/89	6	Missouri Southern St.	D3 '13	6	6	0	0
99	Matthew Judon	OLB	6-3	261	8/15/92	3	Grand Valley State	D5 '16	6	4	0	0
<b>Practice Squad</b>												
14	Tim White	WR/RS	5-10	175	7/15/94	2	Arizona State	FA '17	3	0	0	0
31	Robertson Daniel	CB	6-0	209	10/1/91	1	Brigham Young	FA '18	1	0	0	0
33	Makinton Dorleant	CB	5-11	182	10/6/92	2	Northern Iowa	FA '18	0	0	0	0
44	Mark Thompson	RB	6-1	235	12/9/94	R	Florida	FA '18	0	0	0	0
45	Christopher Ezeala (IPP)	FB	5-11	248	9/19/95	R	German Football League	IPP '18	0	0	0	0
58	Alvin Jones	ILB	5-10	231	12/2/94	R	UTEP	FA '18	0	0	0	0
60	Randin Crecelius	G/T	6-5	300	8/5/96	R	Portland State	FA '18	0	0	0	0
65	Nico Siragusa	G	6-4	330	5/10/94	2	San Diego State	D4 '17	0	0	0	0
71	Jermaine Eluemunor	G/T	6-4	335	12/13/94	2	Texas A&M	D5 '17	0	0	0	2
80	Darren Waller	TE	6-6	255	9/13/92	3	Georgia Tech	D6 '15	0	0	0	0
84	Janarion Grant	WR/RS	5-10	173	11/20/93	R	Rutgers	FA '18	2	0	0	0
<b>Non-Football Injury List</b>												
6	Kaare Vedvik	P/K	6-3	210	3/16/94	R	Marshall	FA '18	0	0	0	0
<b>Injured Reserve</b>												
12	Jaleel Scott	WR	6-5	210	2/23/95	R	New Mexico State	D4c '18	0	0	0	0
21	DeShon Elliott	S	6-1	210	4/21/97	R	Texas	D6a '18	0	0	0	0
26	Maurice Canady	CB	6-1	193	5/26/94	3	Virginia	D6b '16	1	0	0	2
30	Kenneth Dixon	RB	5-10	228	1/21/94	3	Louisiana Tech	D4e '16	1	0	0	0
38	Stanley Jean-Baptiste	CB	6-3	216	4/12/90	3	Nebraska	FA '17	0	0	0	0
47	De'Lance Turner	RB	5-11	214	8/23/95	R	Alcorn State	FA '18	4	0	0	0
64	Greg Senat	T	6-6	305	9/8/94	R	Wagner	D6b '18	0	0	0	0
<b>Physically Unable to Perform</b>												
16	Quincy Adebeyejo	WR	6-3	200	5/26/95	1	Mississippi	FA '17	0	0	0	0
43	Jaylen Hill	CB	5-10	175	5/26/94	2	Jacksonville State	FA '17	0	0	0	0
53	Bam Bradley	ILB	5-11	232	6/26/94	2	Pittsburgh	FA '17	0	0	0	0



# POSITIONAL ROSTER

As of Oct. 16

## QUARTERBACKS

3	Robert Griffin III	.QB
5	Joe Flacco	.QB
8	Lamar Jackson	.QB

## WIDE RECEIVERS

10	Chris Moore	WR/RS
13	John Brown	WR
15	Michael Crabtree	WR
17	Jordan Lasley	WR/RS
83	Willie Snead IV.	WR/RS

## RUNNING BACKS

34	Alex Collins	RB
35	Gus Edwards	RB
37	Javorius Allen	RB

## TIGHT ENDS

81	Hayden Hurst	TE
86	Nick Boyle	TE
87	Maxx Williams	TE
89	Mark Andrews	TE

## OFFENSIVE LINE

61	Hroniss Grasu	.C
68	Matt Skura	G/C
72	Alex Lewis	G/T
73	Marshal Yanda	G/T
74	James Hurst	G/T
77	Bradley Bozeman	.C
78	Orlando Brown Jr.	.T
79	Ronnie Stanley	.T

## SPECIALISTS

4	Sam Koch	.P
9	Justin Tucker	.K
46	Morgan Cox	LS

## SECONDARY

22	Jimmy Smith	CB
23	Tony Jefferson	.S
24	Brandon Carr	CB
25	Tavon Young	CB
27	Cyrus Jones	CB/RS
28	Anthony Averett	CB
29	Marlon Humphrey	CB
32	Eric Weddle	.S
36	Chuck Clark	.S
41	Anthony Levine Sr.	DB/LB

## LINEBACKERS

40	Kenny Young	.LB
48	Patrick Onwuasor	.ILB
49	Chris Board	.LB
50	Albert McClellan	.LB
54	Tyus Bowser	OLB
55	Terrell Suggs	OLB
56	Tim Williams	OLB
57	C.J. Mosley	.ILB
90	Za'Darius Smith	OLB
99	Matthew Judon	OLB

## DEFENSIVE LINE

42	Patrick Ricard	.FB/DL
69	Willie Henry	.DT
93	Chris Wormley	.DE
95	Zach Sieler	.DT
96	Brent Urban	.DE
97	Michael Pierce	.DT
98	Brandon Williams	.DT

## PRACTICE SQUAD

14	Tim White	WR/RS
31	Robertson Daniel	CB
33	Makinton Dorleant	CB
44	Mark Thompson	RB
45	Christopher Ezeala (IPP)	FB
58	Alvin Jones	.ILB
60	Randin Crecelius	G/T
65	Nico Siragusa	.G
71	Jermaine Eluemunor	G/T
80	Darren Waller	.TE
84	Janarion Grant	WR/RS

## INJURED RESERVE

12	Jaleel Scott	WR
21	DeShon Elliott	.S
26	Maurice Canady	CB
30	Kenneth Dixon	RB
38	Stanley Jean-Baptiste	CB
47	De'Lance Turner	RB
64	Greg Senat	.T

## PHYSICALLY UNABLE TO PERFORM (PUP)

16	Quincy Adebeyejo	WR
43	Jaylen Hill	CB
53	Bam Bradley	.ILB

## NON-FOOTBALL INJURY LIST

6	Kaare Vedvik	P/K
---	--------------	-----



# 2018 COACHING STAFF

John Harbaugh . . . . . Head Coach  
 Jerry Rosburg . . . . . Special Teams Coord. / Assc. Head Coach  
 Don Martindale . . . . . Defensive Coordinator  
 Marty Mornhinweg . . . . . Offensive Coordinator  
 Greg Roman . . . . . Assistant Head Coach / Tight Ends Coach  
 Richard Angulo . . . . . Assistant Offensive Line Coach  
 Juney Barnett . . . . . Assistant Strength & Conditioning Coach  
 Andy Bischoff . . . . . Offensive Assistant / TEs  
 Randy Brown . . . . . Specialists Coach  
 Joe Cullen . . . . . Defensive Line Coach  
 Joe D'Alessandris . . . . . Offensive Line Coach

Bobby Engram . . . . . Wide Receivers Coach  
 Thomas Hammock . . . . . Running Backs Coach  
 Chris Hewitt . . . . . Secondary Coach  
 Chris Horton . . . . . Assistant Special Teams Coach  
 Sterling Lucas . . . . . Quality Control - Defense  
 Mike Macdonald . . . . . Linebackers Coach  
 Steve Saunders . . . . . Head Strength & Conditioning Coach  
 James Urban . . . . . Quarterbacks Coach  
 Craig Ver Steeg . . . . . Senior Offensive Assistant  
 Matt Weiss . . . . . Football Strategy Coordinator / WRs  
 Drew Wilkins . . . . . Assistant Defensive Line / OLBs



# DEPTH CHART

*Updated by Ravens PR on Oct. 16*

## OFFENSE

WR	83	Willie Snead IV	10	Chris Moore		
WR	15	Michael Crabtree	<u>17</u>	<u>Jordan Lasley</u>		
WR	13	John Brown				
LT	79	Ronnie Stanley	74	James Hurst		
LG	72	Alex Lewis	<u>77</u>	<u>Bradley Bozeman</u>		
C	68	Matt Skura	72	Alex Lewis	<u>77</u>	<u>Bradley Bozeman</u>
RG	73	Marshal Yanda	<u>77</u>	<u>Bradley Bozeman</u>		61 Hroniss Grasu
RT	74	James Hurst	<u>78</u>	<u>Orlando Brown Jr.</u>		
TE	86	Nick Boyle	87	Maxx Williams	<u>81</u>	<u>Hayden Hurst</u>
QB	5	Joe Flacco	<u>8</u>	<u>Lamar Jackson</u>	3	Robert Griffin III
RB	34	Alex Collins	37	Javorius Allen	<u>35</u>	<u>Gus Edwards</u>
						42 Patrick Ricard (FB)

## DEFENSE

DT	98	Brandon Williams	69	Willie Henry	42	Patrick Ricard
NT	97	Michael Pierce	93	Chris Wormley		
DE	96	Brent Urban	<u>95</u>	<u>Zach Sieler</u>		
RUSH	55	Terrell Suggs	90	Za'Darius Smith	56	Tim Williams
MLB	57	C.J. Mosley	50	Albert McClellan	<u>49</u>	<u>Chris Board</u>
WLB	<u>40</u>	<u>Kenny Young</u>	- or -	48	Patrick Onwuasor	
SAM	99	Matthew Judon	54	Tyus Bowser		
LCB	24	Brandon Carr	22	Jimmy Smith	<u>28</u>	<u>Anthony Averett*</u>
SS	23	Tony Jefferson	41	Anthony Levine Sr.		
FS	32	Eric Weddle	36	Chuck Clark		
RCB	29	Marlon Humphrey	25	Tavon Young	27	Cyrus Jones

## SPECIAL TEAMS

P	4	Sam Koch				
K	9	Justin Tucker				
H	4	Sam Koch				
LS	46	Morgan Cox				
KOR	10	Chris Moore	83	Willie Snead IV	<u>17</u>	<u>Jordan Lasley</u>
PR	27	Cyrus Jones	83	Willie Snead IV	<u>17</u>	<u>Jordan Lasley</u>

All Rookies Underlined

\*Missed last game with injury

## PRONUNCIATIONS

**PLAYERS:** Quincy Adebayo (add-ah-BOY-joe); Javorius Allen (juh-VAR-us); Anthony Averett (AY-vrett); Maurice Canady (CAN-uh-dee); Randin Crecelius (cruh-SILL-ee-us); Jermaine Eluemunor (EE-lew-mun-or); Chris Ezeala (ee-ZAH-lah); Janarion Grant (juh-NAIR-ee-on); Hroniss Grasu (huh-ROW-niss, grass-UU); Stanley Jean-Baptiste (GENE bap-TEEST); Sam Koch (Cook); Anthony Levine Sr. (luh-VEEN); Patrick Onwuasor (oh-WAH-so); Greg Senat (suh-NOT); Zach Sieler (SEE-ler); Matt Skura (SKUR-uh); Za'Darius Smith (zuh-DARE-ee-us); Marshal Yanda (YAWN-da); Kaare Vedvik (CORE-ee, VED-vick); Tavon Young (TAY-von) **COACHES:** Richard Angulo (an-GOO-low); Andy Bischoff (BISH-off); Joe D'Alessandris (dell-ah-SAN-dress); Marty Mornhinweg (MORE-ning-wig); Craig Ver Steeg (ver-STEGG)



# HOW THE RAVENS ARE BUILT

## BY YEAR SIGNED

YEAR	PLAYER	ACQ.
2003	OLB Terrell Suggs	D1a
2006	P Sam Koch	D6a
2007	G/T Marshal Yanda	D3b
2008	QB Joe Flacco	D1
2010	LS Morgan Cox	RFA
	LB Albert McClellan	RFA
2011	CB Jimmy Smith	D1
2012	DB/LB Anthony Levine Sr.	FA
	K Justin Tucker	RFA
2013	DT Brandon Williams	D3
2014	OL James Hurst	RFA
	LB C.J. Mosley	D1
	DE Brent Urban	D4a
2015	RB Javorius Allen	D4b
	TE Nick Boyle	D5a
	OLB Za'Darius Smith	D4a
	TE Maxx Williams	D2
2016	CB Maurice Canady [Injured Reserve]	D6b
	RB Kenneth Dixon [Injured Reserve]	D4e
	DT Willie Henry	D4d
	OLB Matthew Judon	D5
	G/T Alex Lewis	D4c
	WR Chris Moore	D4b
	ILB Patrick Onwuasor	RFA
	DT Michael Pierce	RFA
	G/C Matt Skura	FA
	T Ronnie Stanley	D1
	S Eric Weddle	UFA (SD)
	CB Tavon Young	D4a
2017	WR Quincy Adeboyejo [PUP List]	RFA
	OLB Tyus Bowser	D2
	LB Bam Bradley [PUP List]	RFA
	CB Brandon Carr	UFA (Dal.)
	S Chuck Clark	D6
	RB Alex Collins	FA
	CB Jaylen Hill [PUP List]	RFA
	CB Marlon Humphrey	D1
	CB Stanley Jean-Baptiste [Injured Reserve]	FA
	S Tony Jefferson	UFA (Ari.)
	FB/DL Patrick Ricard	RFA
	OLB Tim Williams	D3b
	DE Chris Wormley	D3a
2018	TE Mark Andrews	D3b
	CB Anthony Averett	D4a
	LB Chris Board	RFA
	C Bradley Bozeman	D6c
	WR John Brown	FA
	T Orlando Brown Jr.	D3a
	WR Michael Crabtree	FA
	RB Gus Edwards	RFA
	S DeShon Elliott [Injured Reserve]	D6a
	C Hroniss Grasu	FA
	QB Robert Griffin III	FA
	TE Hayden Hurst	D1a
	QB Lamar Jackson	D1b
	CB/RS Cyrus Jones	WAV (NE)
	WR Jordan Lasley	D5
	WR Jaleel Scott [Injured Reserve]	D4c
	T Greg Senat [Injured Reserve]	D6b
	DT Zach Sieler	D7
	WR Willie Snead IV	Res. FA (NO)
	RB De'Lance Turner [Injured Reserve]	RF
	P/K Kaare Vedvik [Non-Football Injury List]	RFA
	LB Kenny Young	D4b

## BY DRAFT ROUND

1st ROUND (10)	TEAM	YEAR
OLB Terrell Suggs	Baltimore	2003 (10th)
QB Joe Flacco	Baltimore	2008 (18th)
WR Michael Crabtree	San Francisco	2009 (10th)
CB Jimmy Smith	Baltimore	2011 (27th)
QB Robert Griffin III	Washington	2012 (2nd)
LB C.J. Mosley	Baltimore	2014 (17th)
T Ronnie Stanley	Baltimore	2016 (6th)
CB Marlon Humphrey	Baltimore	2017 (16th)
TE Hayden Hurst	Baltimore	2018 (21st)
QB Lamar Jackson	Baltimore	2018 (32nd)
<b>2nd ROUND (5)</b>		
S Eric Weddle	San Diego	2007
CB Stanley Jean-Baptiste [Injured Reserve]	New Orleans	2014
TE Maxx Williams	Baltimore	2015
CB/RS Cyrus Jones	New England	2016
OLB Tyus Bowser	Baltimore	2017
<b>3rd ROUND (8)</b>		
G/T Marshal Yanda	Baltimore	2007
DT Brandon Williams	Baltimore	2013
WR John Brown	Arizona	2014
C Hroniss Grasu	Chicago	2015
OLB Tim Williams	Baltimore	2017
DE Chris Wormley	Baltimore	2017
TE Mark Andrews	Baltimore	2018
T Orlando Brown Jr.	Baltimore	2018
<b>4th ROUND (11)</b>		
DE Brent Urban	Baltimore	2014
RB Javorius Allen	Baltimore	2015
OLB Za'Darius Smith	Baltimore	2015
DT Willie Henry	Baltimore	2016
RB Kenneth Dixon [Injured Reserve]	Baltimore	2016
G/T Alex Lewis	Baltimore	2016
WR Chris Moore	Baltimore	2016
CB Tavon Young	Baltimore	2016
CB Anthony Averett	Baltimore	2018
WR Jaleel Scott [Injured Reserve]	Baltimore	2018
LB Kenny Young	Baltimore	2018
<b>5th ROUND (5)</b>		
CB Brandon Carr	Kansas City	2008
TE Nick Boyle	Baltimore	2015
RB Alex Collins	Seattle	2016
OLB Matthew Judon	Baltimore	2016
WR Jordan Lasley	Baltimore	2018
<b>6th ROUND (6)</b>		
P Sam Koch	Baltimore	2006
CB Maurice Canady [Injured Reserve]	Baltimore	2016
S Chuck Clark	Baltimore	2017
C Bradley Bozeman	Baltimore	2018
S DeShon Elliott [Injured Reserve]	Baltimore	2018
T Greg Senat [Injured Reserve]	Baltimore	2018
<b>7th ROUND (1)</b>		
DT Zach Sieler	Baltimore	2018
<b>UNDRAFTED (18)</b>		
LS Morgan Cox	Baltimore	2010
DB Anthony Levine Sr.	Green Bay	2010
LB Albert McClellan	Baltimore	2010
K Justin Tucker	Baltimore	2012
S Tony Jefferson	Arizona	2013
OL James Hurst	Baltimore	2014
WR Willie Snead IV	Cleveland	2014
ILB Patrick Onwuasor	Baltimore	2016
DT Michael Pierce	Baltimore	2016
G/C Matt Skura	Baltimore	2016
WR Quincy Adeboyejo [PUP]	Baltimore	2017
LB Bam Bradley [PUP]	Baltimore	2017
CB Jaylen Hill [PUP]	Baltimore	2017
FB/DL Patrick Ricard	Baltimore	2017
LB Chris Board	Baltimore	2018
RB Gus Edwards	Baltimore	2018
RB De'Lance Turner [Injured Reserve]	Baltimore	2018
P/K Kaare Vedvik [Non-Football Injury List]	Baltimore	2018



# PARTICIPATION CHART

Player	9/9 vs. Buf.	9/13 @ Cin.	9/23 vs. Den.	9/30 @ Pit.	10/7 @ Cle.	10/14 @ Ten.	10/21 vs. NO	10/28 @ Car.	11/4 vs. Pit.	11/18 vs. Cin.	11/25 vs. Oak.	12/2 @ Atl.	12/9 @ KC	12/16 vs. TB	12/22-23 @ LAC	12/30 vs. Cle.	REGULAR SEASON TOTALS				
	GAMES PLAYED	GAMES STARTED	DID NOT PLAY	INACTIVE																	
Adeboyejo, Quincy	PUP	PUP	PUP	PUP	PUP	PUP												0	0	0	0
Allen, Javorius	X	X	X	X	X	X												6	0	0	0
Andrews, Mark	X	TE	X	X	X	TE												6	2	0	0
Averett, Anthony	X	X	INA	INA	INA	INA												2	0	0	4
Board, Chris	X	X	X	X	X	X												6	0	0	0
Bowser, Tyus	X	X	X	X	X	INA												5	0	0	1
Boyle, Nick	TE	X	TE	TE	TE	X												6	4	0	0
Bozeman, Bradley	X	X	X	X	X	X												6	0	0	0
Bradley, Bam	PUP	PUP	PUP	PUP	PUP	PUP												0	0	0	0
Brown Jr., Orlando	X	X	X	X	X	X												6	0	0	0
Brown, John	WR	WR	WR	WR	X	WR												6	5	0	0
Canady, Maurice	X	INA	INA	IR	IR	IR												1	0	0	2
Carr, Brandon	LCB	LCB	LCB	LCB	CB	LCB												6	6	0	0
Clark, Chuck	X	X	X	X	X	X												6	0	0	0
Collins, Alex	RB	RB	RB	RB	RB	RB												6	6	0	0
Cox, Morgan	X	X	X	X	X	X												6	0	0	0
Crabtree, Michael	WR	WR	WR	WR	WR	WR												6	6	0	0
Creceilus, Randin	PS	PS	PS	PS	PS	NOR												0	0	0	0
Daniel, Robertson	PS	PS	X	PS	PS	PS												1	0	0	0
Dixon, Kenneth	X	IR	IR	IR	IR	IR												1	0	0	0
Dorleant, Makinton	NOR	NOR	PS	PS	PS	PS												0	0	0	0
Edwards, Gus	PS	PS	PS	PS	PS	X												1	0	0	0
Elliott, DeShon	IR	IR	IR	IR	IR	IR												0	0	0	0
Eluemunor, Jermaine	INA	INA	NOR	PS	PS	PS												0	0	0	2
Ezeala, Christopher	PS	PS	PS	PS	PS	PS												0	0	0	0
Flacco, Joe	QB	QB	QB	QB	QB	QB												6	6	0	0
Grant, Janarion	X	X	NOR	PS	PS	PS												2	0	0	0
Grasu, Hroniss	NOR	NOR	NOR	INA	INA	INA												0	0	0	3
Griffin III, Robert	INA	INA	INA	INA	INA	INA												0	0	0	6
Henry, Willie	INA	INA	INA	INA	X	X												2	0	0	4
Hill, Jaylen	PUP	PUP	PUP	PUP	PUP	PUP												0	0	0	0
Humphrey, Marlon	RCB	RCB	RCB	RCB	X	RCB												6	5	0	0
Humphrey, Myles	PS	PS	PS	NOR	NOR	NOR												0	0	0	0
Hurst, Hayden	INA	INA	INA	INA	X	X												2	0	0	4
Hurst, James	RT	RT	RT	RT	RT	RT												6	6	0	0
Jackson, Lamar	X	X	X	X	X	X												6	0	0	0
Jean-Baptiste, Stanley	IR	IR	IR	IR	IR	IR												0	0	0	0
Jefferson, Tony	SS	SS	SS	SS	SS	SS												6	6	0	0
Jones, Cyrus	PS	PS	NOR	NOR	NOR	X												1	0	0	0
Judon, Matthew	X	SAM	SAM	X	SAM	SAM												6	4	0	0
Koch, Sam	X	X	X	X	X	X												6	0	0	0
LaCouture, Christian	PS	PS	PS	PS	NOR	NOR												0	0	0	0
Lasley, Jordan	INA	INA	INA	INA	INA	INA												0	0	0	6
Levine Sr., Anthony	X	X	X	X	X	X												6	0	0	0
Lewis, Alex	LG	LG	LG	LG	LG	LG												6	6	0	0
McClellan, Albert	NOR	NOR	WLB	X	X	X												4	1	0	0
Moore, Chris	X	X	X	X	X	X												6	0	0	0
Mostley, C.J.	MLB	MLB	INA	MLB	MLB	MLB												5	5	0	1
Nacua, Kai	NOR	NOR	PS	PS	PS	PS												0	0	0	0
Onwuasor, Patrick	WLB	WLB	X	X	X	WLB												6	3	0	0
Pierce, Michael	X	X	INA	X	INA	X												4	0	0	2
Ricard, Patrick	X	X	X	X	DL	INA												5	1	0	1
Scott, Jaleel	IR	IR	IR	IR	IR	IR												0	0	0	0
Senat, Greg	IR	IR	IR	IR	IR	IR												0	0	0	0
Sieler, Zach	INA	INA	X	INA	INA	INA												1	0	0	5
Siragusa, Nico	PS	PS	PS	PS	PS	PS												0	0	0	0
Skura, Matt	C	C	C	C	C	C												6	6	0	0
Smith, Jimmy	SUS	SUS	SUS	SUS	X	X												2	0	0	0
Smith, Za'Darius	OLB	X	X	SAM	X	X												6	2	0	0
Snead IV, Willie	X	WR	X	X	WR	X												6	2	0	0
Stanley, Ronnie	LT	LT	LT	LT	LT	LT												6	6	0	0
Suggs, Terrell	RUSH	RUSH	RUSH	RUSH	RUSH	RUSH												6	6	0	0
Tucker, Justin	X	X	X	X	X	X												6	0	0	0
Turner, De'Lance	PS	X	X	X	X	IR												4	0	0	0
Urban, Brent	DE	DE	DE	DE	DE	DE												6	6	0	0
Vedvik, Kaare	NFI	NFI	NFI	NFI	NFI	NFI												0	0	0	0
Waller, Darren	PS	PS	PS	PS	PS	PS												0	0	0	0
Weddle, Eric	FS	FS	FS	FS	FS	FS												6	6	0	0
White, Tim	PS	PS	X	X	X	PS												3	0	0	0
Williams, Brandon	DT	DT	DT	DT	DT	DT												6	6	0	0
Williams, Darious	INA	X	X	X	NOR	NOR												3	0	0	1
Williams, Maxx	TE	X	TE	TE	TE	TE												6	5	0	0
Williams, Tim	X	X	X	X	INA	X												5	0	0	1
Wormley, Chris	X	NT	NT	X	NT	NT												6	4	0	0
Yanda, Marshal	RG	RG	RG	RG	RG	RG												6	6	0	0
Young, Kenny	X	X	MLB	WLB	WLB	X												6	3	0	0
Young, Tavon	CB	X	X	DB	X	X												6	2	0	0

Position in Caps = Starter; X = Played/Substituted; IR = Injured Reserve; NOR = Not on Roster; PS = Practice Squad; NFI = Non-Football Injury List



# GAME-BY-GAME STARTERS

## OFFENSE

GAME	WR	LT	LG	C	RG	RT	TE	WR	QB	RB	WR	OTHER
Sept. 9 vs. Buffalo	Crabtree	Stanley	Lewis	Skura	Yanda	J. Hurst	Boyle	J. Brown	Flacco	Collins	M. Williams	(TE)
Sept. 13 at Cincinnati	Crabtree	Stanley	Lewis	Skura	Yanda	J. Hurst	<b>Andrews</b>	J. Brown	Flacco	Collins	Snead IV	
Sept. 23 vs. Denver	Crabtree	Stanley	Lewis	Skura	Yanda	J. Hurst	Boyle	J. Brown	Flacco	Collins	M. Williams	(TE)
Sept. 30 at Pittsburgh	Crabtree	Stanley	Lewis	Skura	Yanda	J. Hurst	Boyle	J. Brown	Flacco	Collins	M. Williams	(TE)
Oct. 7 at Cleveland	Crabtree	Stanley	Lewis	Skura	Yanda	J. Hurst	Boyle	Snead IV	Flacco	Collins	M. Williams	(TE)
Oct. 14 at Tennessee	Crabtree	Stanley	Lewis	Skura	Yanda	J. Hurst	Andrews	J. Brown	Flacco	Collins	M. Williams	(TE)
Oct. 21 vs. New Orleans												
Oct. 28 at Carolina												
Nov. 4 vs. Pittsburgh												
Nov. 18 vs. Cincinnati												
Nov. 25 vs. Oakland												
Dec. 2 at Atlanta												
Dec. 9 at Kansas City												
Dec. 16 vs. Tampa Bay												
Dec. 22/23 at LAC												
Dec. 30 vs. Cleveland												

## DEFENSE

GAME	DT	DE	NT	SAM	MIKE	WILL	RUSH	RCB	LCB	SS	FS	OTHER
Sept. 9 vs. Buffalo	B. Williams	Urban	n/a	Z. Smith	Mosley	Onwuasor	Suggs	Humphrey	Carr	Jefferson	Weddle	T Young (CB)
Sept. 13 at Cincinnati	B. Williams	Urban	Wormley	Judon	Mosley	Onwuasor	Suggs	Humphrey	Carr	Jefferson	Weddle	n/a
Sept. 23 vs. Denver	B. Williams	Urban	Wormley	Judon	<b>K. Young</b>	McClellan	Suggs	Humphrey	Carr	Jefferson	Weddle	n/a
Sept. 30 at Pittsburgh	B. Williams	Urban	n/a	Z. Smith	Mosley	K. Young	Suggs	Humphrey	Carr	Jefferson	Weddle	T Young (CB)
Oct. 7 at Cleveland	B. Williams	Urban	Wormley	Judon	Mosley	K. Young	Suggs	n/a	Carr	Jefferson	Weddle	<b>P. Ricard (DL)</b>
Oct. 14 at Tennessee	B. Williams	Urban	Wormley	Judon	Mosley	Onwuasor	Suggs	Humphrey	Carr	Jefferson	Weddle	n/a
Oct. 21 vs. New Orleans												
Oct. 28 at Carolina												
Nov. 4 vs. Pittsburgh												
Nov. 18 vs. Cincinnati												
Nov. 25 vs. Oakland												
Dec. 2 at Atlanta												
Dec. 9 at Kansas City												
Dec. 16 vs. Tampa Bay												
Dec. 22/23 at LAC												
Dec. 30 vs. Cleveland												

**Bold denotes first NFL start**



## 2018 TRANSACTIONS

- **Jan. 1:** Re-signed RB John Crockett, T Steven Moore, FB Ricky Ortiz and QB Josh Woodrum to Reserve/Future contracts
- **Jan. 2:** Re-signed CB Robertson Daniel to a Reserve/Future contract.
- **Jan. 3:** Signed **CB Bennett Jackson** to a Reserve/Future contract.
- **Jan. 11:** Re-signed CB Robert Nelson to a Reserve/Future contract.
- **Feb. 6:** Signed free agent **WR DeVier Posey**.
- **March 6:** Signed a new renegotiated deal with DE Brent Urban.
- **March 12:** Terminated the contract of vested veteran DB Lardarius Webb; Signed a new renegotiated deal with G/T James Hurst.
- **March 13:** Terminated the contract of vested veteran RB Danny Woodhead.
- **March 14:** Terminated the contract of vested veteran WR Jeremy Maclin.
- **March 15:** Signed UFA (Ari.) **WR John Brown**.
- **March 16:** Signed free agent **WR Michael Crabtree**.
- **April 11:** Signed free agent **QB Robert Griffin III**.
- **April 14:** Re-signed exclusive rights free agent RB Alex Collins.
- **April 16:** Re-signed exclusive rights free agents WR Quincy Adeboyejo, DB Stanley Jean-Baptiste, TE Vince Mayle, LB Patrick Onwuasor, G Maurquice Shakir and G/C Matt Skura.
- **April 24:** Waived (failed physical) C Brandon Kublanow and T Stephane Nembot.
- **April 26:** Signed restricted free agent (NO) **WR Willie Snead IV**.
- **May 1:** Claimed off waivers (Cle.) **DB Kai Nacua**.
- **May 2:** Waived RB John Crockett.
- **May 3:** Waived CB Robertson Daniel.
- **May 4:** Signed 15 undrafted rookie free agents: **WR Jaelon Acklin, G Randin Crecelius, RB Gus Edwards, G Justin Evans, ILB Alvin Jones, TE Nick Keizer, DE Christian LaCouture, WR Andre Levrone, LB Mason McKenrick, LS Trent Sieg, C Alex Thompson, RB Mark Thompson, RB De'Lance Turner, P Kaare Vedvik and DB Darious Williams**; Waived T Steven Moore.
- **May 5:** Signed 2018 draft picks **CB Anthony Averett, C Bradley Bozeman, S DeShon Elliott, WR Jordan Lasley, WR Jaleel Scott, T Greg Senat, DE Zach Sieler and LB Kenny Young**.
- **May 7:** Waived LB Mason McKenrick and FB Ricky Ortiz; Signed rookie free agents **WR Janarion Grant** and **DE Myles Humphrey**.
- **May 14:** Signed rookie free agent **DE Da'Sean Downey** and International Practice Player **FB Christopher Ezeala**.
- **May 17:** Signed 2018 draft picks **TE Mark Andrews** and **T Orlando Brown Jr.**
- **June 1:** Waived DE Da'Sean Downey; Signed rookie free agent **LB Chris Board**.
- **June 5:** Signed 2018 first-round draft pick QB Lamar Jackson.
- **June 11:** Waived CB Robert Nelson Jr.; Signed rookie free agent **CB Jackson Porter**.
- **June 20:** Signed 2018 draft pick **TE Hayden Hurst**.
- **July 12:** Placed rookie G/C Alex Thompson on Reserve - Did Not Report.
- **July 21:** Signed free agent **G Cameron Lee**.
- **Aug. 6:** Waived (injured) WR Jaelon Acklin, who reverted to Injured Reserve; **TE Darren Waller** was reinstated by the Commissioner following suspension.
- **Aug 27:** Placed WR Jaleel Scott on Injured Reserve and re-signed DB Robertson Daniel.
- **Aug 28:** Traded LB Kamalei Correa to the Tennessee Titans for a 2019 sixth-round draft choice.
- **Aug. 31:** Waived DB Robertson Daniel, G/T Andrew Donnal, G Justin Evans, TE Nick Keizer, DE Christian LaCouture, DB Kai Nacua, CB Jackson Porter, WR DeVier Posey and LS Trent Sieg; Waived (injured) ILB Alvin Jones, who reverted to Injured Reserve; Placed S DeShon Elliott, DB Bennett Jackson, CB Stanley Jean-Baptiste and T Greg Senat on Injured Reserve; WR Quincy Adeboyejo, LB Bam Bradley and CB Jaylen Hill remained on the Physically Unable to Perform list.
- **Sept. 1:** Waived G Randin Crecelius, DT Carl Davis, RB Gus Edwards, FB Christopher Ezeala, DE/LB Myles Humphrey, DE Bronson Kaufusi, G Cameron Lee, WR Andre Levrone, TE/WR Vince Mayle, WR Breshad Perriman, G Maurquice Shakir, G Nico Siragusa, RB Mark Thompson, RB De'Lance Turner, TE Darren Waller, WR/RS Tim White and QB Josh Woodrum; Terminated the contract of vested veteran LB Albert McClellan; Placed K/P Kaare Vedvik on the Non-Football Injury list.
- **Sept. 2:** Signed G Randin Crecelius, RB Gus Edwards, DE/LB Myles Humphrey, G Nico Siragusa, RB De'Lance Turner, TE Darren Waller and WR/RS Tim White to the practice squad; Signed FB Christopher Ezeala to the practice squad as part of the NFL's International Player Pathway program.
- **Sept. 3:** Signed DB Robertson Daniel, DE Christian LaCouture and **CB Cyrus Jones** to the practice squad.
- **Sept. 4:** Waived (injury settlement) WR Jaelon Acklin.
- **Sept. 6:** Waived (injury settlements) DB Bennett Jackson and ILB Alvin Jones.
- **Sept. 12:** Placed RB Kenneth Dixon (knee) on Injured Reserve; Elevated RB De'Lance Turner from the practice squad to the 53-man roster.
- **Sept. 15:** Re-signed DB Kai Nacua to the practice squad.
- **Sept. 17:** Placed CB Maurice Canady on Injured Reserve; Re-signed LB Albert McClellan to the 53-man roster.
- **Sept. 19:** Signed **CB Makinton Dorleant** to the practice squad after CB/RS Cyrus Jones was signed by New England off the practice squad.
- **Sept. 22:** Waived G/T Jermaine Eluemunor and WR/RS Janarion Grant; Elevated CB Robertson Daniel and WR/RS Tim White from the practice squad to the 53-man roster.
- **Sept 24:** Waived CB Robertson Daniel and signed free agent **C Hroniss Grasu**.
- **Sept. 25:** Re-signed G/T Jermaine Eluemunor and WR/RS Janarion Grant to the practice squad.
- **Sept. 26:** Waived DE/LB Myles Humphrey from the practice squad and re-signed CB Robertson Daniel to the practice squad.
- **Oct. 4:** Waived DE Christian LaCouture from the practice squad and re-signed WR Andre Levrone to the practice squad.
- **Oct. 7:** Waived CB Darious Williams and activated CB Jimmy Smith from the Commissioner Exempt list following his suspension.
- **Oct. 8:** Waived WR/RS Tim White; Claimed CB/RS Cyrus Jones (NE) off waivers.
- **Oct. 9:** Waived G Randin Crecelius from the practice squad and re-signed WR/RS Tim White to the practice squad.
- **Oct. 13:** Placed RB De'Lance Turner on Injured Reserve and elevated RB Gus Edwards from the practice squad to the 53-man roster.
- **Oct. 15:** Waived WR Andre Levrone and DB Kai Nacua from the practice squad; Re-signed G/T Randin Crecelius, LB Alvin Jones and RB Mark Thompson to the practice squad.

(Bold denotes first time player has joined the Ravens.)