



# LOS ANGELES RAMS



KONICA MINOLTA

**LOS ANGELES RAMS VS. NEW ORLEANS SAINTS**

**WEEK 2**

**SUNDAY, SEPTEMBER 15, 2019**

**1:25 P.M. PDT**

**LOS ANGELES MEMORIAL COLISEUM**

**LOS ANGELES, CALIF.**





# THE LOS ANGELES RAMS OPEN HOME SCHEDULE WITH NFC CHAMPIONSHIP REMATCH




## 2019 SCHEDULE

### REGULAR SEASON

Sept. 8	at Carolina Panthers	10:00 a.m.	W, 30-27
Sept. 15	New Orleans Saints	1:25 p.m.	FOX
Sept. 22	at Cleveland Browns	5:20 p.m. (SNF)	NBC
Sept. 29	Tampa Bay Buccaneers	1:05 p.m.	FOX
Oct. 3	at Seattle Seahawks	5:20 p.m. (Thur.)	FOX/NFLN
Oct. 13	San Francisco 49ers	1:05 p.m.	FOX
Oct. 20	at Atlanta Falcons	10:00 a.m.	FOX
Oct. 27	Cincinnati Bengals (London)	10:00 a.m.	CBS
<b>BYE WEEK</b>			
Nov. 10	at Pittsburgh Steelers	1:25 p.m.	FOX
Nov. 17	Chicago Bears	5:20 p.m. (SNF)	NBC
Nov. 25	Baltimore Ravens	5:15 p.m. (Mon.)	ESPN
Dec. 1	at Arizona Cardinals	1:05 p.m.	FOX
Dec. 8	Seattle Seahawks	5:20 p.m. (SNF)	NBC
Dec. 15	at Dallas Cowboys	1:25 p.m.	FOX
TBD	at San Francisco 49ers	TBD	TBD
Dec. 29	Arizona Cardinals	1:25 p.m.	FOX

For information on tickets, please visit:  
[www.therams.com/tickets](http://www.therams.com/tickets)

## RAMS HOST SAINTS AT MEMORIAL COLISEUM



Greg Zuerlein's game-winning 57-yard FG in the NFC Championship

Los Angeles, Calif. - The Los Angeles Rams (1-0) host the New Orleans Saints (1-0) in the first game at the Los Angeles Memorial Coliseum of the 2019 regular season.

The Rams enter the contest after an East Coast road win over the Carolina Panthers, 30-27, the third Week 1 win under Head Coach Sean McVay. McVay joins Jim Harbaugh as the only two coaches in NFL history to score at least 30 points in each of their first three Week 1 games as head coaches.

L.A. saw its running backs control the game - Malcolm Brown finished with 53 yards on 11 carries and two touchdowns. Todd Gurley II helped the Rams ice the game, ripping off chunk runs in the fourth quarter - he finished with 97 yards on 14 rushing attempts (6.9 yards/attempt). Gurley also caught one pass for 4 yards, finishing the day with over 100 yards from scrimmage.

Defensively, OLB Dante Fowler posted his second career multi-sack game, registering 2.0 sacks on Panthers QB Cam Newton. LB Cory Littleton enjoyed a career day, finishing with with a career-best 14 tackles (eight solo tackles). In addition to leading the game in tackles, Littleton added two passes defensed, one forced fumble, recovered one fumble and snared one interception and returned it 26 yards. Since 2017, Littleton has 19 PDs, tied for the most amongst all LBs in that time frame.

L.A. will next travel to Cleveland for a Week 3 contest on NBC's Sunday Night Football.

## RAMS COMMUNICATIONS

Visit the Rams Media Information Portal for weekly releases, media guide, access to the Rams media credential system and other pertinent media information at

[www.therams.com/media](http://www.therams.com/media)

### MEET OUR STAFF

**ARTIS TWYMAN**  
ATwyman@Rams.NFL.com

**TIFFANY WHITE**  
TWhite@Rams.NFL.com

**TRAVIS LANGER**  
TLanger@Rams.NFL.com

**JOANNA HUNTER**  
JHunter@Rams.NFL.com

**CHASE ISAACS**  
CIsaacs@Rams.NFL.com



KONICA MINOLTA



KONICA MINOLTA

## RAMS BROADCAST INFORMATION



### TELEVISION:

**FOX Sports**  
Play-By-Play: Joe Buck  
Color Analyst: Troy Aikman  
Sideline Reporter: Erin Andrews



### RADIO:

**ESPN 710 AM**  
Play-By-Play: J.B. Long  
Color Analyst: Maurice Jones-Drew  
Sideline Reporter: D'Marco Farr



### SPANISH RADIO:

**Tu Liga Radio, 1330 AM**  
Play-By-Play: Troy Santiago  
Color Analyst: Ricardo Lopez



### NATIONAL RADIO:

**ESPN Radio**  
Play-By-Play: Adam Amin  
Color Analyst: Dusty Dvoracek

## FINAL 2019 NFC WEST STANDINGS

Team	W	L	T	Pct.	PF	PA	Conf.	Div.
Los Angeles	1	0	0	1.000	30	17	1-0	0-0
San Francisco	1	0	0	1.000	31	27	1-0	0-0
Seattle	1	0	0	1.000	21	20	0-0	0-0
Arizona	0	0	1	.500	27	27	0-0-1	0-0

## RAMdom FACT

Sunday will mark QB Jared Goff's 40th career start - if he throws for at least 233 yards, he will become only the 14th quarterback to throw for 10,000 yards in his first 40 starts since 1950.

Goff would join the likes of Hall of Famers Kurt Warner, Dan Marino and Joe Namath in achieving the feat.

# RAMS VS. SAINTS - WEEK 2



## CONNECTIONS

### College Connections:

- Rams RB **Malcolm Brown** and Saints DT **Malcom Brown** played together at Texas from 2012-2014.
- Rams T **David Edwards** was on the same offensive line at Wisconsin as Saints T **Ryan Ramczyk** from 2015-2016.
- Rams OLB **Dante Fowler Jr.** played collegiately at Florida with Saints LB **Alex Anzalone** from 2013-2014.
- A handful of Washington Huskies will be reunited on Sunday - Rams DT **Greg Gaines** played with Saints RB **Dwayne Washington** from 2014-2015. Rams LB **Cory Littleton** played with Washington from 2012-2015 and Rams CB **Marcus Peters** played with Washington from 2012-2014. Rams C **Coleman Shelton** played with Washington from 2013-2015.
- Rams CB **Troy Hill** played at Oregon with Saints OLB **Kiko Alonso** from 2010-2012.
- Rams DT **Sebastian Joseph-Day** and Saints S **Saquan Hampton** were teammates at Rutgers from 2014-2017.
- Rams LS **Jake McQuaide** was teammates with Saints WR **Ted Ginn Jr.** at Ohio State in 2006.
- Rams WR **Josh Reynolds** and Saints OL **Erik McCoy** were on the same Texas A&M defense from 2015-2016.
- Rams DT **Tanzel Smart** played at Tulane with Saints OT **John Leglue** from 2014-2016.
- Rams WR **Mike Thomas** and Saints C **Cameron Tom** were teammates at Southern Mississippi from 2014-2015.
- Rams QB **Blake Bortles** and Saints RB **Latavius Murray** were teammates at Central Florida from 2011-2012.



Rams QB Blake Bortles and Saints RB Latavius Murray

### Former Saints:

- Rams WR **Brandin Cooks** was drafted by the Saints (first round, 20th overall) in the 2014 NFL Draft and spent three seasons with the team (2014-2016).
- Rams Defensive Coordinator **Wade Phillips** held the same position with the Saints from 1981-1985.
- Rams Run Game Coordinator **Aaron Kromer** was the Saints Offensive Line/Run Game Coordinator from 2008-2012. He was also New Orleans' interim head coach for Weeks 1-6 in 2012.

### Former Rams:

- Saints Senior Defensive Assistant **Pete Giunta** was the Rams Defensive Backs Coach in 1997, assistant head coach from 1998-1999 and defensive coordinator from 1999-2000.
- Saints Pass Rush Specialist **Brian Young** played for the Rams in 2000-2003 and recorded 10.5 sacks.

### SoCal Connections:

- Saints WR **Michael Thomas** is from Woodland Hills, Calif. and attended William Howard Taft High School.
- Saints RB **Dwayne Washington** is a native of Cerritos, Calif. and attended Gahr High School.
- Saints S **Marcus Williams** is from Eastvale, Calif. and attended Roosevelt High School.
- Saints Defensive Line Coach **Ryan Nielsen** is from Simi Valley, Calif. and played collegiately at USC.

### Coaching Connections:

- Under Saints Head Coach **Sean Payton**, Rams Run Game Coordinator, **Aaron Kromer** was the offensive line/run game coordinator (2008-12) and interim head coach (weeks 1-6 in 2012) - Kromer worked with Offensive Coordinator **Pete Carmichael**, Head Strength and Conditioning Coach **Dan Dalrymple**,
- Rams Head Coach **Sean McVay** and Assistant Linebackers Coach **Chris Shula** played at Miami of Ohio in 2004-07 when **Dalrymple** was the director of athletic conditioning (2004-05) and Saints Assistant Strength and Conditioning Coach **Charles Byrd** was a strength and conditioning intern (2006) and graduate assistant (2007).
- **Carmichael** was the San Diego Chargers Assistant Wide Receivers Coach when Rams Defensive Coordinator **Wade Phillips** held the same position in 2004-05.
- Saints Defensive Coordinator **Dennis Allen** was the Falcons Defensive Assistant/Quality Control from 2002-05 when Rams General Manager **Les Snead** was as a pro scout and director of scouting for the Falcons.
- **Allen** was the secondary coach for the Saints from 2008-10 when **Aaron Kromer** was the offensive line/run game coordinator.
- Saints Assistant Wide Receivers Coach **Ronald Curry** was the San Francisco 49ers Wide Receivers Coach in 2015 when Rams Assistant to the Head Coach **Billy Naves** held the same position.
- Saints Senior Offensive Assistant/Wide Receivers Coach **Curtis Johnson** and Quarterbacks Coach **Joe Lombardi** both worked with **Aaron Kromer** in New Orleans from 2008-11.
- **Lombardi** was the Lions Offensive Coordinator when Rams Director of Strength Training and Performance **Ted Rath** was the Lions Assistant Strength and Conditioning Coach from 2014-15.
- In 2016, **Rath** was the Dolphins Assistant Strength and Conditioning Coach, while Saints Defensive Coordinator **Darren Rizzi** was Miami's Assistant Head Coach/Special Teams Coordinator.
- Saints Defensive Line Coach **Ryan Nielsen** was the defensive line/recruiting coordinator/run game coordinator at North Carolina State when **Naves** was the director/football operations staff.
- Saints Assistant Offensive Line Coach **Brendan Nugent** was an offensive quality control coach for the Chicago Bears from 2013-14 with Rams Running Backs Coach **Skip Peete** and **Aaron Kromer**.
- Saints Special Teams Coordinator **Mike Westoff** held the same position with the New York Jets from 2001-12. During that time, Rams Assistant Offensive Line Coach **Andy Dickerson** held the coaches' assistant role from 2006-08 and 2011.
- Saints Executive Vice President/General Manager **Mickey Loomis** was the Seahawks Executive Vice President in 1998 when Rams Wide Receivers Coach **Eric Yarber** was an offensive quality control coach in Seattle.
- Saints Coaching Assistant **Duce Schwartz** served as a coaching assistant for the Bills when **Aaron Kromer** was an offensive line coach and Rams Offensive Quality Control Coach **Zak Kromer** was a coaching assistant from 2015-16.

## RAMS MEDIA PORTAL

The Los Angeles Rams Communications team invite all media members to visit the Rams Media Portal at:  
[www.therams.com/media](http://www.therams.com/media)

The Rams Media Portal features an in-depth pronunciation guide, featuring players pronouncing their own names, press releases, quotes, rosters, and more – which will be available for viewing and downloading on the site. Media may also apply for credentials to Rams events on the portal (credential requests are subject to approval by the Rams Communications Office).

Please note that this site is intended for working media only to assist with their coverage of the Los Angeles Rams.

## RAMS-SAINTS SERIES HISTORY

Record vs. Saints (including postseason)	Rams, 42-34
Series points	Rams - 1,739, Saints - 1,606
Last regular season game	Saints 45-35, 11/4/2018
Rams largest winning margin	31, 43-12, 11/28/1999
Saints largest winning margin	31, 37-6, 10/3/1993
Current series streak	Rams - one game, 2019-present
Rams longest win streak	five games, twice
Saints longest win streak	seven games, 1990-1993
Most points, Rams	45, twice
Most points, Saints	49, Saints, 49-21, 11/27/2016
Most points, both teams	80, Saints, 45-35, 11/4/18
Fewest points, Rams	0, Saints, 6-0, 11/9/1986
Fewest points, Saints	0, Rams 24-0, 9/22/1974
Fewest points, both teams	6, Saints, 6-0, 11/9/1986

# RAMS VS. SAINTS - WEEK 2



## RAMS REGULAR SEASON PERFORMANCES AGAINST THE SAINTS

WR Brandin Cooks.....	2 GP	151 yards receiving.....	18.9 yards/rec.....	2 25+ yard receptions.....	1 touchdown
QB Jared Goff.....	3 GP	959 yards passing.....	8 touchdowns.....	10 25+ yard completions	
DT Aaron Donald.....	3 GP	10 total tackles.....	8 solo tackles.....	2.0 sacks.....	5 tackles for loss
K Greg Zuerlein.....	4 GP	8 FG made.....	2 FGM of 50+ yards.....		35 points scored

## TALE OF THE TAPE

Rams (NFL Rank)		Saints (NFL Rank)
30.0 (t8)	<b>Points Per Game</b>	30.0 (t8)
349.0 (18)	<b>Total Offense</b>	510.0 (2)
166.0 (5)	<b>Rush Offense</b>	148.0 (7)
183.0 (24)	<b>Pass Offense</b>	362.0 (7)
33:16 (5)	<b>Time Of Possession Average</b>	30:13(t13)
27.0 (t17)	<b>Opponent Points Per Game</b>	28.0 (t21)
343.0 (11)	<b>Total Defense</b>	414.0 (21)
127.0 (24)	<b>Rush Defense</b>	180.0 (30)
216.0 (t11)	<b>Pass Defense</b>	234.0 (13)
3.0/23 (t12)	<b>Sacks Made/Yards</b>	6.0/34 (1)
1 (6t)	<b>Interceptions</b>	1 (6t)
+2 (t5)	<b>Turnover Differential</b>	0 (t14)
9.5 (9)	<b>Punt Return Average</b>	6.7 (13)
-	<b>Kickoff Return Average</b>	18.0 (15)
-	<b>Punts Inside the 20</b>	2 (t9)
75.0 (t19)	<b>Field Goal Percentage</b>	75.0 (t19)

## BY THE NUMBERS

**42**

The Rams lead the all-time series against New Orleans, winning **42** of the 76 meetings between the two teams. L.A. has been in control of the series recently, winning four of the last six contests, including the 2018 NFC Championship game.

**57**

Rams K Greg Zuerlein sent L.A. to the Super Bowl last season after kicking a **57**-yard field goal in overtime to push the Rams past New Orleans. The kick was the third-longest of Zuerlein's career and the veteran's longest made field goal since the 2015 season.

**221**

Rams WR Brandin Cooks dominated New Orleans in a pair of meetings last season, posting a combined **221** receiving yards. The number was Cooks' highest combined total receiving yardage against a single opponent, including playoffs, in one season over the course of his career.

## RAMS 2019 LEADERS

<b>Passing</b>	<b>Comp/Att.</b>	<b>Yards</b>	<b>TDs</b>	<b>INTs</b>	<b>Rtg.</b>
Jared Goff	23/39	186	1	1	69.0
<b>Rushing</b>	<b>Att.</b>	<b>Yards</b>	<b>Avg.</b>	<b>Long</b>	<b>TDs</b>
Todd Gurley II	14	97	6.9	25	0
<b>Receptions</b>	<b>Rec.</b>	<b>Yards</b>	<b>Avg.</b>	<b>Long</b>	<b>TDs</b>
Robert Woods	8	70	8.8	22	0
<b>Receiving Yards</b>	<b>Yards</b>	<b>Rec.</b>	<b>Avg.</b>	<b>Long</b>	<b>TDs</b>
Robert Woods	70	8	8.8	22	0
<b>Tackles</b>	<b>Total</b>	<b>Solo</b>	<b>Asst.</b>		
Cory Littleton	14	8	6		
<b>Sacks</b>	<b>No.</b>	<b>Yards</b>			
Dante Fowler Jr.	2	17.0			
<b>Interceptions</b>	<b>No.</b>	<b>Yards</b>	<b>Avg.</b>	<b>Long</b>	<b>TD</b>
Cory Littleton	1	26	26.0	26	0
<b>Punting</b>	<b>No./Yards</b>	<b>Avg.</b>	<b>Net Avg.</b>	<b>In20</b>	<b>Long</b>
Johnny Hekker	3/138	46.0	28.5	0	68
<b>Kicking</b>	<b>FGM</b>	<b>FGA</b>	<b>FG Pct.</b>	<b>Long</b>	<b>Points</b>
Greg Zuerlein	3	5	75.0	56	12
<b>Punt Returns</b>	<b>Ret/FC</b>	<b>Yards</b>	<b>Avg.</b>	<b>Long</b>	<b>TDs</b>
JoJo Natson	2/1	19	9.5	16	0
<b>Kickoff Returns</b>	<b>Ret.</b>	<b>Yards</b>	<b>Avg.</b>	<b>Long</b>	<b>TDs</b>
N/A	-	-	-	-	-

## SAINTS 2019 SEASON LEADERS

<b>Passing</b>	<b>Comp/Att.</b>	<b>Yards</b>	<b>TDs</b>	<b>INTs</b>	<b>Rtg.</b>
Drew Brees	32/43	370	2	1	105.8
<b>Rushing</b>	<b>Att.</b>	<b>Yards</b>	<b>Avg.</b>	<b>Long</b>	<b>TDs</b>
Alvin Kamara	13	97	7.5	28	0
<b>Receptions</b>	<b>Rec.</b>	<b>Yards</b>	<b>Avg.</b>	<b>Long</b>	<b>TDs</b>
Michael Thomas	10	123	12.3	24	0
<b>Receiving Yards</b>	<b>Yards</b>	<b>Rec.</b>	<b>Avg.</b>	<b>Long</b>	<b>TDs</b>
Michael Thomas	123	10	12.3	24	0
<b>Tackles</b>	<b>Total</b>	<b>Solo</b>	<b>Asst.</b>		
Vonn Bell	7	5	2		
<b>Sacks</b>	<b>No.</b>	<b>Yards</b>			
Trey Hendrickson	2.0	7.0			
<b>Interceptions</b>	<b>No.</b>	<b>Yards</b>	<b>Avg.</b>	<b>Long</b>	<b>TD</b>
Marcus Williams	1	0	0.0	0	0
<b>Punting</b>	<b>No./Yards</b>	<b>Avg.</b>	<b>Net Avg.</b>	<b>In20</b>	<b>Long</b>
Thomas Morstead	2/88	44.0	44.0	2	59
<b>Kicking</b>	<b>FGM</b>	<b>FGA</b>	<b>FG Pct.</b>	<b>Long</b>	<b>Points</b>
Wil Lutz	3	4	75.0	57	12
<b>Punt Returns</b>	<b>Ret/FC</b>	<b>Yards</b>	<b>Avg.</b>	<b>Long</b>	<b>TDs</b>
Deonte Harris	3/0	20	6.7	15	0
<b>Kickoff Returns</b>	<b>Ret.</b>	<b>Yards</b>	<b>Avg.</b>	<b>Long</b>	<b>TDs</b>
Deonte Harris	2	36	18.0	21	0

## WHAT TO WATCH FOR

- Todd Gurley II needs 86 yards from scrimmage to pass Elroy Hirsch and move into ninth on the Rams All-Time Yards from scrimmage list.
- Gurley is four rushing touchdowns away from 50 career rushing touchdowns.
- Gurley is 117 receiving yards from 2,000 in his career.
- QB Jared Goff needs 233 passing yards to reach 10,000 for his career.
- This will mark Goff's 40th career start.
- WR Robert Woods is two touchdowns away from 25 career touchdown receptions
- S Eric Weddle is one interception away from his 30 in his career.
- Weddle is 0.5 sacks away from eclipsing 10.0 sacks in his career.

# COACHES' CORNER



On January 12, 2017, Los Angeles Rams Owner/Chairman E. Stanley Kroenke named Sean McVay the 23rd full-time head coach in franchise history. McVay became the youngest coach in modern NFL history.

In McVay's second season guiding the Rams, the 32-year-old leader turned in one of the best seasons in franchise history. The Rams posted a 13-3 record, which tied for the second-best record in franchise history, won a pair of playoff games and advanced to the Rams fourth Super Bowl appearance days after his 33rd birthday, becoming the youngest NFL head coach to ever help his team to a Super Bowl.

The 2018 Los Angeles Rams built on the successful foundation McVay and company laid in their first season in 2017. With the guidance of McVay, the Rams' passing attack finished among the top-10 in passing yards per attempt (8.33, 4th), passing yards per game (295.6, 5th) and touchdowns (32, tied for 8th). Third-year QB Jared Goff set career-bests across the stat sheet, amassing 4,688 passing yards, the second-best single-season output in Rams history.

In the run game, RB Todd Gurley II followed up an MVP caliber 2017 season with an equally impressive 2018 campaign in which he led the NFL in touchdowns (21) and points scored amongst non-kickers (132) for the second-consecutive year. His 17 rushing touchdowns were a career-high and the second-most single season rushing scores in Rams history.

The Rams are the league's top-scoring team (1,005) since the start of the 2017 season and are the only team in the NFL to have scored over 1,000 points in the two-year span.

L.A. added star power to its defensive unit following the 2017 season. The Rams played stout defensive football down the stretch, securing a first-round bye in the 2018 playoffs. The Rams held the Patriots offensive attack to only 13 points in Super Bowl LIII. The defense was led by DT Aaron Donald, who posted a franchise-best 20.5 sacks, the most ever by a defensive tackle. Donald recorded 183.5 sack yards, the most ever by a defender in a single season. As a unit, the Rams ranked sixth with 1.6 takeaways per game.

The Rams special teams unit continued to flourish during the 2018 season, highlighted by LB Cory Littleton earning his first-career Pro Bowl nod. Littleton blocked a pair of punts during the 2018 season. K Greg Zuerlein converted on a 57-yard game winning field goal in overtime of the NFC Championship game to send the Rams to the Super Bowl. The 57-yarder marked the longest game-winning kick in playoff history.

In his first season guiding the Rams, McVay completed one of the greatest offensive turnarounds in NFL history. He helped the Rams move from the 32nd-ranked scoring offense in 2016 to the league's top-scoring team in 2017, marking the first time in league history a team has gone from last to first in scoring. The first-year head coach led the Rams to an 11-5 record and their first NFC West title since the 2003 season, earning the team's first playoff berth since 2004.

Following his first season in L.A., McVay was named The Associated Press Coach of the Year, becoming the youngest head coach to ever win the award. RB Todd Gurley II brought home Offensive Player of the Year honors, while DT Aaron Donald was named the Defensive Player of the Year, marking the first time in the 45 year history of the awards there was a sweep of three of the league's top awards. The Rams placed eight players in the 2018 Pro Bowl, the most in a single season by the franchise since the 1999 campaign.

Under McVay's guidance in 2017, second-year QB Jared Goff flourished, earning his first Pro Bowl appearance. Goff completed 296-of-477 (62.1 percent) of his passes for 3,804 yards with 28 touchdowns and seven interceptions posting a 100.5 QB rating on the season. Gurley led the league in scrimmage yards finishing the year with 2,093 yards, including 1,305 rushing yards and 788 receiving yards. Additionally, Gurley was the league's highest scoring non-kicker posting 19 total touchdowns on the season.

The Rams defense posted the fourth-most sacks (48.0), tied for sixth in interceptions (18) and finished the 2017 campaign fifth in total takeaways with 28 on the season. The 28 takeaways directly resulted in 126 points for L.A., the second-best total in the NFL.

In his first season as head coach, the Rams special teams unit played an integral part in the team's success and was rewarded with a total of four special teamers being named to the Pro Bowl. The L.A. special teams unit was a top-10 finisher in 18 of the 22 statistical categories in the 2017 special-teams rankings.

Before joining the Rams, McVay completed his third season as the Redskins' offensive coordinator in 2016 after initially being promoted to the position on January 15, 2014. Prior to his promotion during the 2014 offseason, McVay spent three seasons as the team's tight ends coach (2011-13) and one as an offensive assistant (2010).

McVay served as an offensive assistant to the Redskins in 2010 in addition to working with the tight ends during the final four weeks of the season following coach Jon Embree's departure. The Redskins offense ranked eighth in the NFL in passing yards per game (244.6) and tight end Chris Cooley ranked second among NFL tight ends in receptions (77) and third in receiving yards (849).

McVay joined the Redskins prior to the 2010 season after an undefeated regular season with the Florida Tuskers of the United Football League (UFL). The Tuskers finished a perfect 6-0 before losing in the UFL's inaugural championship game.

During his time in Tampa Bay, McVay worked closely with wide receiver Antonio Bryant, who recorded career highs in receptions (83), receiving yards (1,248), and touchdowns (seven), en route to winning The Sporting News Comeback Player of the Year Award.

Following his second season as an NFL head coach, McVay ranked 17th on Fortune Magazine's World's Greatest Leaders Top-50 List. McVay is joined on the list by the likes of Bill Gates and Jacinda Ardern, the Prime Minister of New Zealand. The complete rankings are found in the May 2019 issue of Fortune.

McVay graduated from Miami University (Ohio) where he played wide receiver from 2004-07, earning Miami's Scholar-Athlete Award in 2007. His grandfather, John, served in various roles - including vice president/director of football operations from 1983-94 - for the San Francisco 49ers from 1979-95, overseeing five Super Bowl championship squads and earning induction into the 49ers Hall of Fame in 2013.



Hired as head coach of the New Orleans Saints in 2006, Payton has led the Saints to six playoff berths, four NFC South division titles and in 2009 captured the franchise's first World Championship with a 31-17 win over the Indianapolis Colts in Super Bowl XLIV.

Payton has a 112-76 overall record (.596), including a 7-5 postseason mark (.583) after the franchise had won only one playoff game prior to his arrival. Payton holds the club's top win total and winning percentage for a head coach.

Ranking in the top ten offensively every season since Payton arrived, the Saints have the third-longest streak (12 seasons) in the NFL since the 1970 AFL-NFL merger. In team history, the Saints have scored at least 45 points on 21 separate occasions with 17 of these outputs occurring under Payton's watch, including two in 2017. Defensively, New Orleans has finished in the top five twice (2010 and 2013). He has also sent a total of 44 selections to the Pro Bowl and earned the honor of coaching the NFC squad following the 2006 and 2017 seasons.

The 2017 Saints produced an 11-5 regular season record, producing their first playoff berth since 2013, behind a squad that led by QB Drew Brees offensively and DE Cameron Jordan defensively featured seven players selected to the Pro Bowl, tied for the most in club history and four draft picks selected to the PFWA All-Rookie Team, two more than any other club. In RB Alvin Kamara and CB Marshon Lattimore, the 2017 Saints were the first team to have both the Associated Press NFL Offensive Rookie of the Year and Defensive Rookie of the Year since 1967. New Orleans, one of three NFC South teams to make the postseason, upended Carolina (11-5) and Atlanta (10-6) to finish first in the division and advanced to the Divisional Playoff round after capturing a 31-26 Wild Card victory over the Panthers in the Mercedes-Benz Superdome. The Saints' bid to reach their third NFC Championship game under Payton was cut short in Minnesota, where New Orleans fell to the Vikings 29-24, after coming back from a 17-0 halftime deficit to hold a 24-23 fourth quarter lead during a thrilling battle.

Offensively, New Orleans was the only team to rank in the top five in the NFL in both rushing yards per game (129.4) and net passing yards per game (261.8), while giving up only 20 sacks, the second lowest total in the league and turning the ball over a franchise-low 18 times. Brees was selected to his club-record tenth Pro Bowl as a Saint as he completed 386-of-536 passes (72.0%) with 23 touchdowns, eight interceptions and a 103.9 rating. Brees' completion percentage set an NFL record. His eight picks were his lowest total as a Saint. RBs Mark Ingram II and Alvin Kamara and WR Michael Thomas provided additional highlights on offense. Kamara led the team with 1,544 total yards from scrimmage, seventh in the NFL, as he carried 120 times for 728 yards with eight touchdowns and led NFL running backs in receiving yardage with 82 grabs for 826 yards and five touchdowns. His 6.1 yards per carry led the NFL.

The Saints defense saw improvement in virtually every major statistical category. New Orleans moved up ten spots in total defense, including from 32nd to 15th against the pass. After ranking 31st in opponent points per game in 2016, New Orleans moved up to tenth in 2017, surrendering only 20.4 points per game. Led by Jordan, a first-team Associated Press All-Pro who posted a career-high 13 sacks, New Orleans racked up 42 takeaways (tied for seventh in the NFL). Lattimore, who led NFL rookies with five interceptions, joined Jordan as a Pro Bowl selection.

On special teams, New Orleans ranked sixth in the NFL in kickoff return average (22.9), as Kamara brought back the team's first kickoff for a touchdown since 2009 and K Will Lutz tied the single-season franchise record with 31 field goals.

In 2016, Payton had the Saints in playoff contention right until Week 16 despite season-ending injuries to four Week One starters. Rebounding from a 0-3 start, the Saints won four of their next five contests to get right back in the middle of the postseason picture.

Payton accomplished the balancing act of adding youth to his squad while keeping the Saints in the thick of the playoff hunt, which would pay off with a breakthrough campaign in 2017. He nurtured the on-field growth of rookie and second-year players, including S Vonn Bell, DT Tyeler Davison, Lutz, DT David Onyemata, T/G Andrus Peat, DT Sheldon Rankins and Thomas, each of who played significant roles for an emerging team. He also fostered impressive production from veteran players such as Brees, Ingram, Jordan, LB Craig Robertson, T Zach Strief and C Max Unger.

Defensively, a young unit moved in the right direction, surrendering only 90.6 rushing yards per game, and ranking sixth in the NFL over the final 13 weeks of the season, allowing under 100 yards rushing in eight games, the fewest in a single season since 2013 (seven).

Defensively, the Saints had six players with no prior NFL experience start games for the club in 2015 and the development showed towards the end of the season when they surrendered under 20 points in two of their final four contests. Of the club's 21 defensive takeaways, nine were by players in their first year. Jordan reached double digit sacks for the second time in his career and represented the Saints at the Pro Bowl.

An opportunistic special teams unit scored two touchdowns, their most since 2008 and tied for the group's most since Payton took over in 2006. They also scored the first defensive two-point conversion since the NFL rules change was instituted in 2015, blocked three kicks and booted two game-winning field goals.

Payton scrapped the traditional timetable for rebuilding a club in 2006. In his opening season as a head coach, the Saints jumped out to a 3-0 record - a first in team history, equalling the team's win total from the previous year - and clinched the NFC South title before the regular season finale.

Payton was hired as the 14th head coach in Saints history on Jan. 18, 2006 after serving as a member of the Dallas Cowboys coaching staff from 2003-05 under 2013 Pro Football Hall of Fame inductee Bill Parcells.

Payton earned a bachelor's degree in communications at Eastern Illinois, where as a quarterback he had 10,665 passing yards, then the third-highest total in NCAA Division I-AA history. The three-time AP All-American selection had professional stints with Chicago of the Arena Football League.

Payton was born Dec. 29, 1963 in San Mateo, Calif., and raised in Naperville, Ill., Payton has a daughter, Meghan and a son, Connor.

# COORDINATORS' CORNER



## RUN AND PASS GAME COORDINATORS

**Aaron Kromer, Run Game Coordinator:** Aaron Kromer begins his third season with the Los Angeles Rams, his second season serving as the team's run game coordinator. In his first two seasons with the Rams, Kromer served as the offensive line coach overseeing one of the most stable offensive line units. During the 2018 campaign, the offensive front kept the same five starters for all 16 regular season games, catapulting QB Jared Goff to a career-year and a rushing attack that finished in the top-three in touchdowns (2nd), rushing first downs (tied-2nd) and rush yards per game (3rd).

In 2017, with the help of Kromer and the offensive coaching staff, the Rams improved from the 32nd ranked scoring team in 2016 to the league's top-scoring team in 2017.

A veteran of more than 18 years as an offensive line coach, Kromer came to Los Angeles prior to the 2017 season after serving the past two seasons in the same capacity with the Buffalo Bills. In his 19 years as an NFL offensive line coach or coordinator, Kromer has helped 16 players earn a total of 23 Pro Bowl appearances.

**Shane Waldron, Pass Game Coordinator:** Waldron is entering his sixth NFL season, third with the Los Angeles Rams, second season serving as the team's passing game coordinator and first season as quarterbacks coach.

In 2018, Waldron helped lead a Rams' passing attack that finished among the top-10 in passing yards per attempt (4th), passing yards per game (5th) and touchdowns (tied-8th) and saw QB third-year Jared Goff set career-bests across the stat sheet.

Under Waldron's guidance in 2017, the tight end duo of Tyler Higbee and Gerald Everett combined for 539 yards, three touchdowns and averaged 13.1 yards per reception. Everett recorded a 69-yard reception in his second game as a professional which tied for the second-longest reception by a tight end during the 2017 season.

Previously, Waldron served as the Washington Redskins offensive quality control coach for the 2016 season. That season, Washington's offense broke the franchise record for total net yards in a single season (6,454), surpassing the previous team record set in 1989.

## FASSEL'S FLYERS

The Rams have developed a reputation for delivering the unexpected in the kicking game, and special teams coordinator John Fassel is at the helm of the trickery that has helped the Rams become one of the NFL's best when it comes to special teams.



Special Teams Coordinator John Fassel

In his seventh season leading the Rams special teams, Fassel's group continued to flourish in 2018 in all four-core phases of special teams, despite using multiple kickers and returners during the regular season.

P Johnny Hekker demonstrated his versatility in a Week 2 shutout over the Arizona Cardinals. Hekker was thrust into emergency kicking duties. Hekker made his first career field goal, a 20-yard attempt, connected on a point after try, recorded five kickoffs, two of which went for touchbacks and punted twice with a 41.0 net average.

A special team standout, LB Cory Littleton took over starting linebacker duties in addition to his special teams roles and flourished doing both.

K Greg Zuerlein converted on a 57-yard game winning field goal in overtime of the NFC Championship game to send the Rams to the Super Bowl. The 57-yarder marked the longest game-winning kick in playoff history.

## PHILLIPS' PHILOSOPHIES

Wade Phillips, who is in his 50th year of coaching, enters his third season with the Rams as defensive coordinator on Head Coach Sean McVay's staff.



Defensive Coordinator Wade Phillips

A veteran coach entering his 42nd NFL season, Phillips owns 37 years of experience as a defensive coordinator or head coach. Phillips continued his streak of helping teams to the playoffs in his first season with the organization when the Rams clinched the NFC West in 2017, marking the eighth-straight team that has made the postseason in Phillips' first year with the organization.

After adding defensive star power in advance of the 2018 campaign, the Rams defensive unit jelled in the second half of a season and was a major contributor to the playoff success of the franchise. In 2018, L.A. ranked third in the league in takeaways (30).

DT Aaron Donald was named The Associated Press Defensive Player of the Year for a second-consecutive season in 2018 after posting a franchise-best 20.5 sacks, the most by an interior defensive lineman since sacks became official in 1982. As a team, the Rams recorded 41.0 sacks and 100 quarterback hits in Phillips' second season leading the Rams defense.

Donald was named AP Defensive Player of the Year for his efforts. Donald became the first player in Rams history to ever earn the distinction of AP Defensive Player of the Year. In 2017, Donald racked up 52 tackles, 31 solo (according to coaches' stats), 11.0 sacks for 95 yards, five forced fumbles, one fumble recovery and two passes defensed, despite playing in only 14 games. Donald had team highs in sacks (11.0), quarterback hits (27) and forced fumbles (5).

Phillips has been a part of 21 different top-10 defensive units during his NFL career and has coached a total of 31 Pro Bowlers, including Pro Football Hall of Famers Elvin Bethea, Curley Culp, Rickey Jackson, Bruce Smith and Reggie White.

## LOS ANGELES RAMS COACHES

Head Coach.....	Sean McVay
Assistant Head Coach/Linebackers/Front Coordinator.....	Joe Barry
Special Teams Coordinator.....	John Fassel
Defensive Coordinator.....	Wade Phillips
Run Game Coordinator.....	Aaron Kromer
Pass Game Coordinator/Quarterbacks.....	Shane Waldron
Assistant Defensive Line/Defensive Quality Control...	Thad Bogardus
Assistant Wide Receivers.....	Liam Coen
Assistant Special Teams.....	Matt Daniels
Assistant Offensive Line.....	Andy Dickerson
Safeties.....	Ejiro Evero
Assistant Coordinator/Offense.....	Jedd Fisch
Assistant Strength and Conditioning.....	Edward Grayer
Defensive Line.....	Eric Henderson
Offensive Quality Control.....	Zak Kromer
Strength Assistant.....	Fernando Noriega
Running Backs.....	Skip Peete
Tight Ends.....	Wes Phillips
Cornerbacks.....	Aubrey Pleasant
Director of Strength Training and Performance.....	Ted Rath
Assistant Quarterbacks.....	Zac Robinson
Outside Linebackers.....	Chris Shula
Assistant Strength and Conditioning.....	Dustin Woods
Wide Receivers.....	Eric Yarber

# KEY CONTRIBUTORS



## OFFENSE



**WR Cooper Kupp** – Third-year pro has played in 24 regular season games with 15 starts and appeared in one postseason contest. Through the first seven games of 2018, ranked fourth on the team in receptions (35) and third in receiving yards (527) before being placed on injured reserve. Posted a career-high 162 yards receiving with two touchdowns on nine receptions vs. Minnesota (9/27/18). Kupp was the first Rams rookie in franchise history to catch eight passes in a postseason game (vs. Atlanta, 1/6/18). Has 109 career-receptions for 1,481 yards and 11 touchdowns.

**TE Tyler Higbee** – Played in 49 career regular season games with 40 starts in addition to starting all four postseason contests he's appeared in. Posted 24 receptions for 292 yards and two touchdowns in 16 games played during the 2018 campaign. Has caught 64 passes for 692 yards with five touchdowns in his career. Posted a career-best 98 yards receiving on four receptions against the Seahawks in a 2017 Week 5 contest.

**LT Andrew Whitworth** – 14th-year pro has started 196-of-200 career regular season games played and started all 10 postseason games he has played in. Named the team's 2018 Walter Payton Man of the Year candidate for his work in the community. Voted a team captain by his peers his first three seasons with the Rams. Named to his fourth-career Pro Bowl following the 2017 campaign.

**LG Joe Noteboom** – Second-year pro out of Texas Christian, earned his first career start in a 2019 Week 1 contest at Carolina...appeared in all 16 regular season games and three postseason contests as a rookie in 2018. Was drafted in the third round, No. 89 overall in the 2018 NFL Draft.

**C Brian Allen** – Second-year pro out of Michigan State, earned his first career start in a 2019 Week 1 contest at Carolina...appeared in all 16 regular season games and three postseason contests as a rookie in 2018. Was drafted in the fourth round, No. 111 overall in the 2018 NFL Draft.

**RG Austin Blythe** – Fourth-year pro has appeared in 41 regular season games with 19 starts, including all 16 games of the 2018 campaign at the right guard position. Earned his first postseason start in his second-career playoff game in 2018 NFC Divisional Round, the first-of-three postseason starts. Joined the team via waivers from the Indianapolis Colts prior to the 2017 campaign. Committed only one penalty and allowed only one sack in 16 starts during the 2018 regular season.

**RT Rob Havenstein** – Fifth-year pro, started all 60 career regular season games played and all four postseason contests. Has committed only 12 penalties in 60 regular season games. A second-round selection (No. 57 overall) by the Rams in the 2015 NFL Draft, signed a contract extension prior to the 2018 campaign.

**WR Brandin Cooks** – Acquired by the Rams via a trade that sent the Rams 2018 first-round pick to the Patriots. Signed a five-year contract extension prior to reporting to the 2018 training camp. Sixth-year pro has played in 75 regular season games with 63 starts. Finished second on the team with 80 receptions and receiving yards (1,204) with a 15.1 yards per reception average in 2018. Posted at least 1,000 yards receiving in each of the last four seasons. Became the first player in NFL history to record three-straight 1,000-yard receiving seasons on three different teams. Recorded 362 career receptions for 5,186 yards and 32 touchdowns. Started all six postseason contests in his career, including back-to-back Super Bowl appearances. Led the Rams in Super Bowl LIII with 120 yards receiving.

**WR Robert Woods** – The USC product has played in 86 regular season games with 76 starts through Week 1 of the 2019 season. Led the team with 86 receptions for 1,219 yards, which are both new single-season career highs during the 2018 regular season. Led the team in receptions (nine) and receiving yards (142) against the Falcons in the 2017 NFC Wild Card game. Woods' 142 receiving yards were the fourth-highest output in a single postseason game in Rams history and is the fourth receiver in franchise history to post 100-plus receiving yards in their postseason debut with the Rams. Started all four postseason games played.

**QB Jared Goff** – Started all 39 regular season games he has played in as a professional and all four postseason contests. During the 2018 regular season, completed 364-of-561 passing attempts for 4,688 yards, 32 touchdowns, 12 interceptions and a 101.1 QB rating. Recorded three-straight games with over 350 yards while completing at least 75 percent of his passes, the longest streak in league history (Weeks 2-4). Established a career-best 465 yards passing vs. Minnesota in Week 4 win with a career-high 158.3 QB rating, the most passing attempts by a QB with a perfect QB rating in league history. Became the fourth-youngest quarterback to start a Super Bowl.

**RB Todd Gurley II** – Fifth-year pro has started 58-of-59 career regular season games played. Recorded his first-career 200-plus yard rushing game against Denver (10/14/18), totaling 208 yards on 28 attempts with two rushing touchdowns. Posted 1,251 yards rushing on 256 attempts (4.9 yards/rush) with 17 touchdowns on the ground and caught 59 passes for 580 yards and four receiving touchdowns and 1,831 yards from scrimmage in 2018. Rushed 14 times for 101 yards in his playoff debut against Atlanta, becoming the first Rams running back to notch a 100-plus yard game in his postseason debut since 1945. Posted over 100 yards rushing in back-to-back playoff games in 2017 Wildcard and 2018 Divisional Round.

**TE Gerald Everett** – Third-year pro has played in all 33 regular season games with two starts, in addition to one postseason start in four postseason games played. Posted a career-best 320 yards and three touchdowns on 33 receptions during the 2018 regular season, including a 40-yard game-winning score against the Chiefs in Week 11. In his career, totaled 571 yards receiving on 50 receptions.

**WR Josh Reynolds** – Third-year pro has played in 33 regular season games with nine starts and appeared in four postseason contests with two starts. During the 2018 regular season, posted career highs in receptions (29) and receiving yards (402), while averaging 13.9 yards per reception, with five touchdowns. The Texas A&M product has rushed the ball twice for a total of eight yards in 2018. In his career, Reynolds has posted 506 yards on 40 receptions with six total touchdowns.



## DEFENSE



**DE Michael Brockers** – The eighth-year pro started 106-of-108 career regular season games played and all four postseason contests. The LSU product has 20.0 career sacks, eight passes defended, two forced fumbles and one fumble recovery. Finished seventh on the team with 54 tackles (33 solo) during the 2018 regular season. Started his playoff debut, a 2017 Wild Card contest against the Falcons, recorded 0.5 sack in 2017 Wild Card contest, a sack split with DT Aaron Donald.

**NT Sebastian Joseph-Day** – First-year pro earned his first-career start in the 2019 season opener in Carolina. Was inactive for all 16 regular season games and all three postseason contests as a rookie in 2018. Selected in the sixth-round, No. 195 overall of the 2018 NFL Draft.

**DT Aaron Donald** – Five-time Pro Bowler has started 75-of-79 regular season games played in addition to all four postseason games. Posted first 2.0 sacks of 2018, his eighth-career multi-sack game, in a Week 4 win over Minnesota, tallied at least 1.0 sack in 10 of the final 13 games of the 2018 regular season, including a career-best 4.0 sacks in a Week 7 win at San Francisco. Posted seven multi-sack games in 2018, finishing with 20.5 sacks on the season, a new career-best and the most in a single season by a Rams defender. Won back-to-back NFL Defensive Player of the Year awards in 2017 and 2018. Has 59.5 career sacks.

**OLB Samson Ebukam** – Third-year pro out of Eastern Washington played in 33 regular season games with 16 starts through Week 1 of the 2019 season, in addition to four postseason games with two postseason starts. Posted his first sack of 2018 (third career) in Week 2 win over Arizona. Forced a fumble in back-to-back games, at Denver, at San Francisco (Weeks 5-6) and his third of the season at New Orleans in a Week 9 contest. Tallied 39 tackles (24 solo) and 3.0 sacks during the 2018 regular season. Became the first player to record a sack, an interception and two touchdowns since sacks became an official stat in 1982.

**OLB Dante Fowler Jr.** – Fifth-year pro has played in 48 regular season games with eight starts through Week 1 of the 2019 season, after starting six games as a Ram in 2018. Joined the Rams via a trade before the 2018 trade deadline. Has 30 career QB hits, 20 tackles for loss, 18.0 sacks, four forced fumbles and four fumble recoveries. Posted his first sack as a Ram, a strip sack, of Seahawks QB Russell Wilson setting up a touchdown in a 2018 Week 10 game. Recorded the Rams first sack of the 2018 postseason in his first postseason start in the NFC Divisional Round. Started the NFC Championship and pressured Drew Brees in OT, forcing an interception.

**LB Clay Matthews** – 11th-year pro out of USC returns to Southern California for the 2019 campaign. Started 138-of-144 regular season games played, in addition to 15 starts in 15 postseason contests. In his career, recorded 84.5 sacks, 190 quarterback hits, 119 tackles for loss, 15 forced fumbles, recovered five fumbles, snared six interceptions and scored two touchdowns. Posted his first sack as a Ram and the team's first sack of the 2019 campaign in the Week 1 win at Carolina. The six-time Pro Bowler is tied for the fourth-most seasons with six-plus sacks among active players in the NFL since 2009 with eight. The Agoura Hills, native is the Packers all-time leading sack holder with 83.5 sacks in his 10 seasons in Green Bay.

**LB Cory Littleton** – Fourth-year pro has played in all 49 regular season games and four postseason games since joining the team as an undrafted free agent following the 2016 NFL Draft. Earned 22 career regular season starts, including all 16 in 2018. In 2018 Week 1 contest, recorded 13 total tackles and one interception, in 2019 Week 1 contest, posted 14 tackles, an interception, a forced fumble and a fumble recovery. Led the team with 125 total tackles in 2018 (90 solo). Tallied 17 passes defended, seven quarterback hits, 11 tackles for loss, one forced fumble, four interceptions and 5.0 sacks in his career. Blocked a punt vs. Chargers in Week 3 and at San Francisco Week 7, deflected a punt in a Week 5 win at Seattle in 2018. His 125 tackles were tied for the 10th-most in the NFL during the 2018 campaign. Earned Pro Bowl honors as a special teamer following the 2018 season.

**CB Aqib Talib** – 12th-year professional, acquired via trade during 2018 offseason. Played in 144 regular season games with 130 starts. Recorded a 103-yard interception returned for a touchdown in 2017. Has 10 career pick-sixes, two short of matching the all-time NFL record for interceptions returned for touchdowns (12) set by Rod Woodson. Tallied his first interception as a Ram in a Week 15 loss to the Eagles. Started all 11 postseason games he has appeared in, including a Super Bowl 50 win, as a member of the Denver Broncos. Five-time Pro Bowler, most recently following the 2016 season.

**CB Marcus Peters** – Fifth-year pro joined the Rams via a trade with the Kansas City Chiefs in the 2018 offseason. Recorded a pick-six in Rams debut, intercepting Raiders QB Derek Carr and returning it 50 yards for a TD. Since entering the league in 2015, has recorded 22 interceptions, most in the NFL during that span. Started all 62 career regular season games played, including all 16 in 2018, in addition to starting all seven career-postseason games he has appeared in. Named to consecutive Pro Bowls following the 2015 and 2016 seasons.

**FS Eric Weddle** – A six-time Pro Bowler, has appeared in 186 games with 171 through Week 1 of his 13th NFL season. Started 16 games in each of his last three seasons. His 29-career interceptions stands third among active safeties. In 2017, posted six interceptions, one of which he returned for a touchdown. Earned three Pro Bowl honors the last three consecutive seasons. Helped Baltimore become the top-ranked defense during the 2018 season.

**SS John Johnson III** – Third-year pro out of Boston College played in all 33 regular season games for the Rams with 28 through Week 1 of the 2019 season. Posted Rams first interception of 2018 in season opener at Oakland, led the team with four interceptions on the season. Earned first-career start in team's 2017 Week 5 game against the Seahawks, recorded first-career interception and returned it 69 yards setting up a FG in his first start. Finished second on the team with 118 total tackles (81 solo) during the 2018 regular season. Intercepted Saints QB Drew Brees in NFC Championship. Started all four postseason games played.

**CB Nickell Robey-Coleman** – Sixth-year CB earned first start as a Ram in a 2017 Week 2 contest. Played in 96 regular season games with 20 starts in his career. Tallied 35 total tackles (24 solo) in 2018 regular season. Posted six career interceptions and two returned for touchdowns. Registered 50 total tackles, including 36 solo with two interceptions and nine passes defended in 2017.

# RAMS TEAM NOTES



## PRO BOWL RAMS



Rams 2018 Pro Bowl Participants P Johnny Hekker, QB Jared Goff, KR/PR Pharoah Cooper, T Andrew Whitworth, LS Jake McQuaide, RB Todd Gurley II

Following a strong 2018 season, four members of the Los Angeles Rams were named to the 2019 Pro Bowl, DT Aaron Donald, QB Jared Goff, RB Todd Gurley II and special teams ace, LB Cory Littleton. It marked Littleton's first-career appearance in the all-star game.

During the 2019 offseason, the Rams added defensive star power in LB Clay Matthews (six) and S Eric Weddle (six), who have combined for 12 total Pro Bowls.

Since entering the NFL in 2014, Donald has concluded each season with a Pro Bowl nomination. McQuaide made his second-consecutive appearance following the 2017 campaign.

### Current Rams Pro Bowl Appearances

Player	Year
DT Aaron Donald	2015, 2016, 2017, 2018, 2019
QB Jared Goff	2018, 2019
RB Todd Gurley II	2016, 2018, 2019
P Johnny Hekker	2014, 2016, 2017, 2018
ST (LB) Cory Littleton	2019
LB Clay Matthews	2009, 2010, 2011, 2012, 2014, 2015
LS Jake McQuaide	2017, 2018
CB Marcus Peters	2016, 2017
CB Aqib Talib	2014, 2015, 2016, 2017, 2018
S Eric Weddle	2011, 2013, 2014, 2017, 2018, 2019
T Andrew Whitworth	2012, 2015, 2016, 2018
K Greg Zuerlein	2018

## LONGEST TENURED RAMS



LS Jake McQuaide

There are five current Rams who have played at least 75 regular season games for the franchise, led by LS Jake McQuaide with 129 career regular season games played in a Rams uniform. McQuaide has played in every game since joining the franchise as an undrafted free agent following the 2011 NFL Draft.

P Johnny Hekker (113), DL Michael Brockers (108), K Greg Zuerlein (104) and DT Aaron Donald (79) join McQuaide for most games played for the Rams organization.

McQuaide is the longest-tenured Ram and is the only player on the team that was signed or drafted prior to the arrival of General Manager Les Snead in advance of the 2012 NFL Draft.

Pos.	Player	Games Played for the Rams
LS	Jake McQuaide	129
P	Johnny Hekker	113
DL	Michael Brockers	108
K	Greg Zuerlein	104
DT	Aaron Donald	79

T Andrew Whitworth (200) has the most NFL games played of anyone on roster.

## FRESH FACES

Despite returning 18-of-22 starters from the team's 2018 Super Bowl run, the Rams have 14 new faces, including 10 rookies, as the team opens the 2019 regular season.

Of the 14 new faces, eight are on defense, including a pair of six-time Pro Bowlers in LB Clay Matthews and S Eric Weddle. The Rams used five-of-eight 2019 draft selections on the defensive side of the ball, including L.A.'s top draft selection, S Taylor Rapp, in the second round of the 2019 NFL Draft.

Offensively, the Rams added reserve quarterbacks Blake Bortles in free agency before using a third-round selection on RB Darrell Henderson Jr. out of Memphis. L.A. used two additional draft picks on a pair of tackles in Bobby Evans out of Oklahoma and David Edwards out of Wisconsin. There were three college free agents that made the Rams roster - OLB Natrez Patrick out of Georgia, LB Troy Reeder out of Delaware and WR Nsimba Webster out of Eastern Washington. Following roster cuts, the Rams signed C Coleman Shelton from the Cardinals.

Pos.	Name	College	Height	Weight	Obtained
<b>Free Agents (3):</b>					
QB	Blake Bortles	Central Florida	6-5	236	FA-'19
LB	Clay Matthews	USC	6-3	255	FA-'19
C	Coleman Shelton	Washington	6-4	299	FA-'19
S	Eric Weddle	Utah	5-11	195	FA-'19
<b>Rookies (10):</b>					
S	Taylor Rapp	Washington	6-0	208	D2-'19
RB	Darrell Henderson Jr.	Memphis	5-8	208	D3A-'19
CB	David Long Jr.	Michigan	5-11	196	D3B-'19
T	Bobby Evans	Oklahoma	6-4	312	D3C-'19
DT	Greg Gains	Washington	6-1	312	D4-'19
T	David Edwards	Wisconsin	6-6	308	D5-'19
S	Nick Scott	Penn State	5-11	201	D7A-'19
OLB	Natrez Patrick	Georgia	6-3	242	UDFA-'19
LB	Troy Reeder	Delaware	6-3	245	UDFA-'19
WR	Nsimba Webster	E. Washington	5-10	180	UDFA-'19

Additionally, there were three coaches added to the Rams this offseason - Defensive Line Coach Eric Henderson, Tight Ends Coach Wes Phillips and Assistant Quarterbacks Coach Zac Robinson.


## AGE IS JUST A NUMBER

The Los Angeles Rams are aging gracefully - after being one of the youngest teams in the league for multiple years, the team is no longer amongst the youngest in the league. Entering the 2019 season, the Rams were the 11th-youngest team in the NFL.

The average age of the Rams is 27.13 years old. The Dolphins are the NFL's youngest team with an average age of 26.73, while the Patriots are the league's oldest team with an average age of 28.44.

T Andrew Whitworth is the club's oldest player at 37 years old and rookie CB David Long Jr. will be 21 for his entire rookie season.

## HOME IS WHERE THE HEART IS



The Los Angeles Rams once again call the Los Angeles Memorial Coliseum home, the original home of the Los Angeles Rams from 1946-1979 and once again from 2016 through the 2019 campaign.

Los Angeles has a regular season record of 153-86-8 in games played at the Coliseum. Los Angeles also hosted 11 playoff contests at the Coliseum. Los Angeles won 7-0 at home twice in its first 34 seasons in the Coliseum, during the 1973 and 1977 seasons.



# RAMS TEAM NOTES



## THE BEST ABILITY IS AVAILABILITY

Through Week 1 of the 2019 season, the Rams feature five players who rank in the top five active players at their position in consecutive regular season games played: WR Brandin Cooks (65), TE Tyler Higbee (49), P Johnny Hekker (113), LB Bryce Hager (65) and S Eric Weddle (49).

### Consecutive Regular Season Games Played at WR

Player, Team	Games Played
1t. Jarvis Landry, Cle	81
1t. Adam Thielen, Min	81
3. Larry Fitzgerald, Ari	69
<b>4. Brandin Cooks, LA</b>	<b>65</b>
5. Justin Hardy, Atl	58

### Consecutive Regular Season Games Played at TE

Player, Team	Games Played
1. Kyle Rudolph, Min	66
2. Jesse James, Pit	57
3t. Jimmy Graham, GB	49
<b>3t. Tyler Higbee, LA</b>	<b>49</b>
4. Eric Ebron, Ind	42

### Consecutive Regular Season Games Played at P

Player, Team	Games Played
1. Sam Koch, Bal	209
2. Brett Kern, Ten	177
3. Dustin Colquitt, KC	169
4. Britton Colquitt, Cle	145
<b>5. Johnny Hekker, LA</b>	<b>113</b>

### Consecutive Regular Season Games Played at LB

Player, Team	Games Played
1. Ryan Kerrigan, Was	129
2. Demario Davis, NO	113
3t. Lorenzo Alexander, Buf	81
3t. Von Miller, Den	81
<b>5t. Bryce Hager, LA</b>	<b>65</b>

### Consecutive Regular Season Games Played at S

Player, Team	Games Played
1. Malcolm Jenkins, Phi	88
2. Bradley McDougald, Sea	80
3. Tashaun Gipson, Hou	58
<b>4t. Eric Weddle, LA</b>	<b>49</b>

Cooks, Higbee and S Eric Weddle also rank amongst the top five active players at their position in consecutive regular season games started.

### Consecutive Regular Season Games Started at WR

Player, Team	Games Started
1. Larry Fitzgerald, Ari	69
2. Adam Thielen, Min	37
3. Julio Jones, Atl	35
<b>4. Brandin Cooks, LA</b>	<b>31</b>
5. Mike Evans, TB	24

### Consecutive Regular Season Games Started at TE

Player, Team	Games Started
1. Kyle Rudolph, Min	66
<b>2. Tyler Higbee, LA</b>	<b>33</b>
3. Zach Ertz, Phi	20
4. Travis Kelce, KC	17
5. George Kittle, SF	17

### Consecutive Regular Season Games Played at S

Player, Team	Games Started
1. Malcolm Jenkins, Phi	88
2. Tashaun Gipson, Jax	58
<b>3. Eric Weddle, LA</b>	<b>49</b>
4. Kevin Byard, Ten	40
5. Harrison Smith, Min	35

## STARTING FAST

The Los Angeles Rams continued putting points on the board in Week 1 against Carolina, scoring at least 30 points in their season opener for the third-consecutive season under Head Coach Sean McVay. L.A. has now tallied 109 in their last three Week 1 outings, good for the third most in the league.

### Most Points Scored in Last Three Week 1 Contests

Team	Total Points
1. Baltimore Ravens	126
2. Kansas City Chiefs	120
<b>3. Los Angeles Rams</b>	<b>109</b>
4. New Orleans Saints	89
5. New England Patriots	87

## NO. 1 OF THE NO. 1s

Rams QB Jared Goff was taken with the No. 1 overall pick in the 2016 NFL Draft. Since entering the league, Goff has squared off with fellow first-overall selections five times. In those meetings, Goff has a 5-1 record, with his lone loss coming in the final week of his rookie season.

### Jared Goff Career Record vs. No. 1 Overall Picks

Date (Opponent)	Result	Opposing QB (Draft Year)
Sept. 8, 2019 (CAR)	W, 30-27	Cam Newton (2011)
Dec. 2, 2018 (DET)	W, 30-16	Matt Stafford (2009)
Sep. 16, 2018 (ARI)	W, 34-0	Sam Bradford (2010)
Nov. 5, 2017 (NYG)	W, 51-17	Eli Manning (2004)
Oct. 22, 2017 (ARI)	W, 33-0	Carson Palmer (2003)
Jan. 1, 2017 (ARI)	L, 44-6	Carson Palmer (2003)

Goff also has the highest winning percentage against other top-selected QBs who have been active since Goff's rookie season in 2016.

### Winning Percentage vs. Fellow No. 1 Overall Picks Since 2016 (Min. 5 starts)

Quarterback (Draft Year)	Winning Percentage
<b>1. Jared Goff (2016)</b>	<b>.833</b>
2. Andrew Luck (2012)	.615
3. Cam Newton (2011)	.560
4. Alex Smith (2005)	.554
5. Matthew Stafford (2009)	.480

Goff's numbers are also impressive historically, as he is tied for the highest all-time winning percentage vs. fellow No. 1 overall picked quarterbacks.

### All-Time Winning Percentage vs. Fellow No. 1 Overall Picks (Min. 5 starts)

Quarterback (Draft Year)	Winning Percentage
1t. Terry Bradshaw (1970)	.833
<b>1t. Jared Goff (2016)</b>	<b>.833</b>
3. Peyton Manning (1998)	.760
4. John Elway (1983)	.750
5. Andrew Luck (2012)	.615

# RAMS TEAM NOTES



## DOMINATING THE DIVISION

Under Head Coach Sean McVay, the Rams are 10-2 against NFC West opponents, including a perfect 4-0 against the Arizona Cardinals and have outscored the Cardinals 130-25. L.A. has outscored NFC West foes, 392-225, through McVay's first 12 divisional games. The Rams finished 6-0 in the NFC West during the 2018 season. The last time an NFC West team accomplished the feat was the Cardinals in 2008. It marked the first time the Rams swept the NFC West since 1999.

After defeating the Seahawks at CenturyLink Field on Oct. 7, 2018, the 49ers at Levi's Stadium two weeks later and the Cardinals in Week 16, the Rams improved to 6-0 in NFC West road contests and a perfect 2-0 under McVay at CenturyLink Field, State Farm Stadium and Levi's Stadium. The Rams swept the Seahawks in 2018, marking the first time since 2015 L.A. has swept the Seahawks.

The Rams entered Week 17 of the 2017 season with a two-game lead in the NFC West and an 11-4 record when they decided to rest their starters against the 49ers.

The Rams outscored their divisional opponents, 171-112, during the 2017 season, which was a 59-point differential. It was the highest positive point differential in the division for the Rams since 2001, when the Rams outscored their divisional opponents 274-160, for a 114-point differential. The 2001 Rams played in a five team division and therefore had eight divisional games that season.

The Rams also posted 30-plus points against all three of their divisional opponents last season. The 2002 Rams were the last team to accomplish that feat.

Date	Opponent	Score	Differential
09/21/17	at San Francisco	41-39	+2
10/08/17	vs. Seattle	10-16	-6
10/22/17	vs. Arizona	33-0	+33
12/03/17	at Arizona	32-16	+16
12/17/17	at Seattle	42-7	+35
12/31/17	vs. San Francisco	13-34	-21
9/16/18	vs. Arizona	34-0	+34
10/7/18	at Seattle	33-31	+2
10/21/18	at San Francisco	39-10	+29
11/11/18	vs. Seattle	36-31	+5
12/23/18	at Arizona	31-9	+22
12/30/18	vs. San Francisco	48-32	+16
<b>Total</b>		<b>392-225</b>	<b>+167</b>

## TOP-SCORING TEAMS



RB Todd Gurley II

The Rams have scored 30-plus points 22 times since the start of the 2017 regular season, a feat the franchise achieved only three times during the 2015 and 2016 seasons combined. The Rams have scored 1,035 points since the start of the 2017 season and are 20-2 when scoring at least 30 points under McVay. The Rams started the 2019 season with a 30 point effort against the Panthers in a Week 1 contest.

In 2018, the Rams scored 30 or more points in 12 of their 16 games, finished second in the NFL in points scored (527) and points per game average (32.9), trailing the only Chiefs.

Rams Head Coach Sean McVay immediately fixed the team's scoring issues, surpassing the 224 points scored in 2016 in only eight games in 2017 and seven games in 2018. The Rams not only improved, they went from worst to first in total scoring and points per game from the 2016 to the 2017 season with 478 points scored and averaged 29.9 points per game.

Team	Points	Points/GM
1. Los Angeles Rams	1,035	31.4
2. Kansas City Chiefs	1,020	30.9
3. New Orleans Saints	982	29.8
4. New England Patriots	927	28.1
5. Philadelphia Eagles	856	25.9

Since the start of the 2017 season, RB Todd Gurley II has scored 246 points by way of 30 rushing touchdowns, 10 receiving touchdowns and three two-point conversions. The 246 points is tied for the eighth-most in the NFL since 2017 and Gurley is the only non-kicker in the top-15 individual points scored over the last two seasons.

## NO FIRST, AND 10

The 2019 NFL Draft marked the 83rd draft for the Rams franchise dating back to the second-ever NFL draft in 1937. The team has not had a first-round selection in 10 of those drafts, including a three-year span from 2017-2019.

The season following a draft in which the team didn't make a selection in the first round, the Rams went on to win at least 10 games on six different occasions (1967, 1968, 1973, 1984, 2017, 2018), including four seasons where the Rams claimed the NFC West title (1967, 1973, 2017, 2018).

Additionally, five of the franchise's 21 ties have come during those 10 seasons.

Year (Traded to)	Record, Divisional Finish
2019 (choice to Atlanta)	TBD
2018 (choice to New England)	13-3, first in NFC West
2017 (choice to Cleveland through Tenn.)	11-5, first in NFC West
1987 (choice to Houston)	6-9, third in NFC West
1984 (choice to Kansas City)	10-6, second in NFC West
1973 (choice to New England)	12-2, first in NFC West
1972 (choice to NY Giants through N.E.)	6-7-1, third in NFC West
1968 (choice to Detroit)	10-3-1, second in NFC West
1967 (choice to Minnesota)	11-1-2, first in NFC West
1948 (choice to Detroit)	6-5-1, third in Western Conference

In total, the Rams are 85-41-5 (.649) all-time the season after not selecting in the first round of that year's draft.

## AYE, AYE CAPTAIN



Rams 2019 Team Captains

Under Head Coach Sean McVay, the Los Angeles Rams players voted on who would represent them as their team captains - the 2019 Rams Captains included four returning captains in T Andrew Whitworth, QB Jared Goff, CB Aqib Talib and P Johnny Hekker.

DT Aaron Donald has previously been voted a captain and S Eric Weddle has been a captain with his previous teams.

# RAMS TEAM NOTES



## FIRST ROUND FOCUS

The Rams possess 10 players who entered the league as first-round selections in the NFL Draft, four of their 10 current first-round selections were drafted by the Rams.

L.A. has a pair of third overall selections made by the Jacksonville Jaguars in 2014 and 2015 in QB Blake Bortles and OLB Dante Fowler Jr. The Rams defensive unit features six former first-round selections.

### First-Round Players on the Rams

Player	Position	Draft	Selection
Blake Bortles (Jax)	QB	2014	3rd overall
Michael Brockers	DL	2012	14th overall
Brandin Cooks (NO)	WR	2014	20th overall
Aaron Donald	DT	2014	13th overall
Dante Fowler Jr. (Jax)	DE	2015	3rd overall
Jared Goff	QB	2016	1st overall
Todd Gurley II	RB	2015	10th overall
Clay Matthews	LB	2009	26th overall
Marcus Peters (KC)	CB	2015	18th overall
Aqib Talib (TB)	CB	2008	20th overall



Rams QB Jared Goff and NFL Commissioner Roger Goodell during 2016 NFL Draft

## TAKING IT TO THE CRIB

The Rams lead the league in interception yards, taking the team's 37 interceptions and returning them 717 yards. L.A. is one-of-three teams in the league with at least six interceptions returned for a touchdown since defensive coordinator Wade Phillips took over the defense prior to the 2017 season.

CB Marcus Peters posted the first pick-six of the 2018 season for the Rams. OLB Samson Ebukam had a monster game in the team's Week 11 contest against the Chiefs. Ebukam recorded a sack, an interception and scored two defensive touchdowns, including a pick-six, the second for the Rams this season. LB Cory Littleton recorded two picks and scored one touchdown in Week 17.



CB Marcus Peters

### Most Interception Return for TDs Since Start of 2017 Season

Team	INTs	TDs
1. Chicago Bears	35	7
2t. Los Angeles Rams	37	6
2t. Cincinnati Bengals	23	6
4t. Houston Texans	27	5
4t. Detroit Lions	27	5
4t. New York Giants	29	5

## BEST OF THE BEST

Since Head Coach Sean McVay took over, the Rams have been amongst the best in the NFL in numerous offensive, defensive and special teams rankings. Below is a list of several categories that the Rams are ranked top three in the league over the past two seasons combined under Head Coach Sean McVay.

### Top Rams Rankings in the NFL (2017-2018)

Rams Critical Variables	Rams Result	NFL Rank
Team Wins-Losses	24-8	Tied 1st
Team Point Differential	+292	1st
Team Turnover Differential	+18	3rd

Rams Offense	Rams Result	NFL Rank
Points/Game	31.4	1st
Points/Off Takeaways	239	1st
Red Zone TDs	84	1st
Red Zone Drives	149	1st
Yards/Reception	12.7	Tied 1st
Average Drive Start (all drives)	31.3	1st
Receiving 1st Down Percentage	61%	2nd
Rushing TDs	40	2nd
YAC/Reception	6.2	2nd
Explosive Plays (12+ rush, 16+ pass)	274	2nd
Passing Yards/Attempt	8.1	2nd
Explosive Passes (12+ pass)	195	3rd
Interceptions	19	3rd
Yards/Game	392	3rd
Points/Drive	2.65	3rd

Rams Defense	Rams Result	NFL Rank
Takeaways	58	Tied 1st
Interceptions	36	1st
Fumble Recoveries	22	3rd

Rams Special Teams	Rams Result	NFL Rank
Punts/Net Average	43.8	1st
Punts/Percent Inside 20	47%	1st
Punt Blocks	5	1st
Opponent Net Punt Average	38%	2nd
Punts	108	2nd
Opponent Punt Return Yards	256	2nd
Kickoff/Average	64.0	2nd
Punts/Gross Average	47.3	3rd
Kickoff Return/Average Start	26.5	3rd
Kickoff/Touchback Percentage	74%	3rd

## FOLLOW OUR LEAD

The Los Angeles Rams haven't had to worry much about making a comeback since Head Coach Sean McVay arrived in 2017. Through the first week of the 2019 season, opposing teams have spent a total of 668 minutes and 43 seconds trailing the Rams. The time stamp is equivalent over 44 quarters of playing time. McVay and the Rams haven't trailed their divisional opponents during the entirety of the game for seven of 12 games played.

### Games Where Rams Never Trailed Their Opponent (McVay Era)

Season, Week, Opponent	Opp. Trailing Time
2017, Week 1, vs. Indianapolis Colts	57:43
2017, Week 3, at San Francisco 49ers	56:03
2017, Week 7, vs. Arizona Cardinals	49:14
2017, Week 9, at New York Giants	52:31
2017, Week 12, vs. New Orleans Saints	55:53
2017, Week 13, at Arizona Cardinals	56:41
2017, Week 15, at Seattle Seahawks	57:06
2018, Week 2, vs. Arizona Cardinals	44:29
2018, Week 3, vs. Los Angeles Chargers	51:14
2018, Week 6, at Denver Broncos	56:23
2018, Week 7, at San Francisco 49ers	51:34
2018, Week 13, at Detroit Lions	38:21
2018, Week 17, vs. San Francisco	56:57
2019, Week 1, at Carolina Panthers	43:48

# RAMS TEAM NOTES



## HONOR ROLL

During L.A.'s 2018 season, six Rams combined for 12 conference honors during the regular season, including nine NFC Player of the Week accolades and three NFC Player of the Month accolades.

In his first game of the 2018 season, K Greg Zuerlein connected on four-of-five field goal attempts, including a 55-yarder from the dirt to earn the first player of the week honors for the Rams during the 2018 season. Two weeks later, DB Blake Countess was named the Special Teams Player of the Week for his Week 3 efforts in which he returned a blocked punt for a touchdown and returned two kickoffs for 51 yards (25.5 yards/return).

QB Jared Goff earned his second-career NFC Player of the Week accolades after posting career numbers against the Vikings in a Week 4 game. Two days later, Goff was named the NFC's Offensive Player of the Month for September.

RB Todd Gurley II received his first 2018 Player of the Week accolades following a Week 6 performance at Denver which featured him rushing a career-high 208 yards and two touchdowns. Gurley went on to win Offensive Player of the Month for October. Gurley was named NFC POW for a Week 13 effort.

DT Aaron Donald received his first Player of the Week accolades since the 2016 season after establishing a career-high 4.0 sacks against the 49ers in a Week 7 win. Donald earned his first-career Player of the Month accolades for October 2018 and again for December 2018. OLB Samson Ebukam earned NFC Defensive Player of the Week accolades following his 1.0 sack, one interception and two touchdown game against the Chiefs in Week 11. Donald was named Week 16 POW for a 3.0-sack performance against the Cardinals.

There were five Rams honored 10 times during the 2017 campaign with two NFC Special Teams Players of the Week, four NFC Offensive Players of the Week, one NFC Defensive Player of the Week, two NFC Offensive Players of the Month and two Special Teams Players of the Month. Gurley's six touchdowns led the NFC and were tied for first in the NFL in the opening month of the 2017 season.

Zuerlein booted his way into the Rams history books in the 2017 Week 4 win over Dallas with a 7-of-7 showing on field goal attempts, establishing a new franchise record for single-game made field goals and posting 23 points. Zuerlein was named the NFC Special Teams Player of the Month for October 2017, his first-career player of the month accolades. Zuerlein continued his hot streak becoming the first player in NFL history to be named the NFC Special Teams Player of the month in back-to-back months.

Player	Award	(Season)
Blake Countess	NFC ST POW	Week 3 (2018)
Aaron Donald	NFC Def POW	Week 1 (2015)
Aaron Donald	NFC Def POW	Week 14 (2015)
Aaron Donald	NFC Def POW	Week 4 (2016)
Aaron Donald	NFC Def POW	Week 7 (2018)
Aaron Donald	NFC Def POM	October (2018)
Aaron Donald	NFC Def POW	Week 16 (2018)
Aaron Donald	NFC Def POM	December (2018)
Samson Ebukam	NFC Def POW	Week 11 (2018)
Jared Goff	NFC Off POW	Week 9 (2017)
Jared Goff	NFC Off POW	Week 4 (2018)
Jared Goff	NFC Off POM	September (2018)
Todd Gurley II	NFC Off POM	September (2017)
Todd Gurley II	NFC Off POW	Week 4 (2017)
Todd Gurley II	NFC Off POW	Week 15 (2017)
Todd Gurley II	NFC Off POW	Week 16 (2017)
Todd Gurley II	NFC Off POW	Week 6 (2018)
Todd Gurley II	NFC Off POM	October (2018)
Todd Gurley II	NFC Off POW	Week 13 (2018)
Johnny Hekker	NFC ST POW	Week 5 (2012)
Johnny Hekker	NFC ST POW	Week 10 (2016)
Johnny Hekker	NFC ST POM	December (2016)
Nickell Robey-Coleman	AFC Def POW	Week 5 (2016)
Greg Zuerlein	NFC ST POW	Week 4 (2012)
Greg Zuerlein	NFC ST POW	Week 13 (2012)
Greg Zuerlein	NFC ST POW	Week 11 (2014)
Greg Zuerlein	NFC ST POW	Week 4 (2017)
Greg Zuerlein	NFC ST POM	October (2017)
Greg Zuerlein	NFC ST POM	November (2017)
Greg Zuerlein	NFC ST POW	Week 1 (2018)

## COACH 'EM UP

Rams Head Coach Sean McVay took over a team that was coming off of a 4-12 season and ranked 32nd in scoring and helped transform it into the No. 1 scoring team in the league and helped secure the franchise's first NFC West title since 2003.



HC Sean McVay

Due to his excellent first season and his instrumental part in revamping the Rams offense, McVay was chosen as the Associated Press Coach of the Year for 2017. He is the fourth head coach in franchise history to achieve this honor.

The last Rams head coach to win the award was Dick Vermeil in 1999.

Vermeil helped guide the Rams to a 13-3 record, winning the NFC West and culminating with the franchise's lone Super Bowl victory over the Titans, 23-16, in Super Bowl XXXIV. Chuck Knox was the only other rookie head coach in franchise history to win the award.

McVay became the youngest coach in NFL history to win the Associated Press Coach of the Year award. McVay was 31 years old during the team's final game of the season. Previously, Don Shula (34 years old) was the youngest coach to win the award.

### Youngest Coaches to Win AP Coach of the Year

Coach, Year, Team	Age
1. Sean McVay, 2017, LA	31
2. Don Shula, 1964, Baltimore Colts	34

McVay became the seventh active head coach to win the Associated Press Coach of the Year Award. McVay is 4-1 against the coaches on this list. The Rams defeated Jason Garrett and the Cowboys, 35-30 in Week 4 and they defeated Sean Payton and the Saints, 26-20 in Week 12.

### Active AP Coach of the Year Winners

Coach, Team Won With	Year(s) won AP Award
Sean McVay, LA	2017
Jason Garrett, Dal	2016
Ron Rivera, Car	2015 & 2013
Bill Belichick, NE	2010, 2007 & 2003
Marvin Lewis, Cin	2009
Sean Payton, NO	2006
Andy Reid, Phi	2002

Following his second season with L.A., McVay led the Rams to Super Bowl LIII, becoming the youngest head coach in Super Bowl history (33 years old) to guide his team to a World Championship appearance.

## THAT'S MY COACH

Head Coach Sean McVay's record through the first two seasons of his coaching tenure is one of the best starts of all coaches hired since 2000.

McVay won 24-of-32 games during his first two regular seasons as a head coach. McVay trailed only former 49ers Head Coach Jim Harbaugh for the best winning percentage in his first two seasons. Harbaugh had a tie in his first two years as a head coach.

### Most Wins as Head Coach Through First 32 Games since 2000

Team	W-L	Win %
1. Jim Harbaugh, SF	24-7-1	77%
2t. Sean McVay, LA	24-8	75%
2t. Jim Caldwell, Ind	24-8	75%
2t. Mike Martz, StL	24-8	75%

# RAMS OFFENSIVE NOTES



## THREE'S COMPANY

Through Weeks 1-7 of the 2018 season, RB Todd Gurley II scored three touchdowns in three different games, marking the fifth time since 1950 a player had three, three-score games in the team's first seven games.

Hall of Famer Jim Brown (1958), Emerson Boozer (1972) and Priest Holmes (2002, 2004) all achieved the feat. Brown earned MVP honors following the 1958 season, while Holmes brought home NFL Offensive Player of the Year accolades following the 2002 campaign. Gurley scored three touchdowns against the Cardinals in Week 2, at Seattle in Week 5 and at San Francisco in a Week 7 contest.

Gurley has five games in his career with at least three touchdowns and scored a career-best four touchdowns against the Seahawks in a 2017 Week 15 win at CenturyLink Field.

## SCORING BY ANY MEANS

The Rams lit up the scoreboard with the third-most scrimmage touchdowns (55) during the 2018 regular season. However, they also ranked highly in non-offensive touchdowns and were only one-of-six teams with at least five this season.

### Non-Offensive Touchdown Leaders (2018)

Team	Total	Non-Offense
1. Chicago Bears	50	6
2t. Kansas City Chiefs	71	5
<b>2t. Los Angeles Rams</b>	<b>60</b>	<b>5</b>
2t. Cincinnati Bengals	45	5
2t. Miami Dolphins	38	5
2t. New York Jets	34	5

Four of L.A.'s five non-offensive scores this season came against AFC West opponents. The Rams' three pick-sixes were tied for the second-most (seven teams) in the NFL this season.

### Rams Non-Offensive Touchdowns (2018)

Play Description	Opponent	Result
M. Peters 50-yard INT return	OAK	W, 33-13
B. Countess 0-yard punt block recovery	LAC	W, 35-23
S. Ebukam 11-yard fumble recovery	KC	W, 54-51
S. Ebukam 25-yard INT return	KC	W, 54-51
C. Littleton 19-yard INT return	SF	W, 48-32

## RUNNING THROUGH THE WOODS

WR Robert Woods isn't only good at catching, but also rushing. Amongst all wide receivers since 2017, Woods (185) ranks fourth in rushing yards.

In the 2019 Week 1 win over the Carolina Panthers, Woods recorded 16 rushing yards on two carries (8.0 yards/rush) with a 20 yard scamper as a longest rush.

Woods had 19 rushing attempts for 157 yards and averaged 8.3 yards per rushing attempt during the 2018 season. The former Trojan recorded a 56-yard rushing attempt in a Week 5 win over the Seahawks and a 4-yard rushing touchdown in a Week 16 win over the Cardinals.

### Most Rushing Yards by Receiver 2017-Present

Player, Team	Rushing Yards
1. Cordarrelle Patterson, Oak/NE/Chi	347
2. Tavon Austin, LA/Dal	325
3. Tyreek Hill, KC	215
<b>4. Robert Woods, LA</b>	<b>185</b>
5. DJ Moore, Car	172

## TOP OF THE PACK TODD

A season after being an MVP candidate and earning Offensive Player of the Year accolades, Rams RB Todd Gurley II continued his dominance into the 2018 season.

Gurley finished amongst the best in the NFL in essentially every major rushing category including rushing yards (1,251, 3rd), rush yards per game (89.4, 2nd) and 10-plus yard rushes (35, 2nd) during the 2018 regular season.

The former Georgia Bulldog also added 580 receiving yards and four receiving touchdowns. Gurley ranked fourth in the league in scrimmage yards (1,831), led the league in rushing touchdowns (17) and scrimmage touchdowns (21) and finished fourth in total points scored (132) despite playing only 14 games last season.



RB Todd Gurley II

### 2018 Rushing Yards Leaders

Player	Rushing Yards
1. Ezekiel Elliott, Dal	1,434
2. Saquon Barkley, NYG	1,307
<b>3. Todd Gurley II, LA</b>	<b>1,251</b>
4. Joe Mixon, Cin	1,168
5. Chris Carson, Sea	1,151

### 2018 Rushing Yards Per Game Leaders (Min. 6 Games)

Player	Rushing Yards Per Game
1. Ezekiel Elliott, Dal	95.6
<b>2. Todd Gurley II, LA</b>	<b>89.4</b>
3. Joe Mixon, Cin	83.4
4. Chris Carson, Sea	82.2
5. Saquon Barkley, NYG	81.7

### 2018 10-Plus Yard Rush Leaders

Player	10+ Rushes
1. Ezekiel Elliott, Dal	41
<b>2. Todd Gurley II, LA</b>	<b>35</b>
3. Joe Mixon, Cin	34
4. Chris Carson, Sea	33
5t. Christian McCaffrey, Car	31
5t. Saquon Barkley, NYG	31

### 2018 Rushing Touchdown Leaders

Player	Rushing TDs
<b>1. Todd Gurley II, LA</b>	<b>17</b>
2. Alvin Kamara, NO	14
3t. James Connor, Pit	12
3t. Derrick Henry, Ten	12

### 2018 Scrimmage Yards Leaders

Player	Scrimmage Yards
1. Saquon Barkley, NYG	2,028
2. Ezekiel Elliott, Dal	2,001
3. Christian McCaffrey, Car	1,965
<b>4. Todd Gurley II, LA</b>	<b>1,831</b>
5. Julio Jones, Atl	1,592

### 2018 Scrimmage Yards Per Game Leaders

Player	Scrimmage Yards Per Game
1. Ezekiel Elliott, Dal	133.4
<b>2. Todd Gurley II, LA</b>	<b>130.8</b>
3. Saquon Barkley, NYG	126.8
4. Christian McCaffrey, Car	122.8
5. Melvin Gordon, LAC	114.6

### 2018 Scrimmage Touchdown Leaders

Player	Scrimmage TDs
<b>1. Todd Gurley II, LA</b>	<b>21</b>
2. Alvin Kamara, NO	18
3t. Antonio Brown, Pit	15
3t. Saquon Barkley, NYG	15

# RAMS OFFENSIVE NOTES



## 25 AND UNDER, 8-0 CLUB

Third-year quarterback Jared Goff celebrated his 24th birthday with a 23-20 win in the Mile High City against the Denver Broncos, helping the Rams to their sixth win to start the 2018 season.



QB Jared Goff

The Rams improved to 8-0 before dropping a Week 9 contest at New Orleans. Goff became only the second quarterback in the Super Bowl era to win their teams first eight games of a season all while under the age of 25. He joins Hall of Fame QB Dan Marino (1984 Dolphins) as the only quarterbacks to achieve the feat.

The 1984 Dolphins finished the season 14-2 and advanced to Super Bowl XIX where they fell to the San Francisco 49ers.

Vikings QB Daunte Culpepper started the 2000 season 6-0 while he was under the age of 25, but dropped the next two games.

## WINNING BIG

Since Head Coach Sean McVay took over prior to the start of the 2017 season, the Rams have won six games by at least 29 points. Other than the New Orleans Saints (three), no other NFL team has more than two wins of at least 29 points in that time frame.

The Rams big wins have come twice against the Cardinals, once against the 49ers, Seahawks, Giants and the Colts.

The Ravens, Jaguars, Bears, Chargers, Chiefs, Patriots and Cowboys are the only seven teams with two big wins over the past two regular seasons.

### Big Wins, Defined As Outscoring a Team by At Least 29 points

Team	29-plus point wins
1. Los Angeles Rams	6
2t. New Orleans Saints	3
2t. New England Patriots	3
2t. Baltimore Ravens	3
5t. Jacksonville Jaguars	2
5t. Chicago Bears	2
5t. Los Angeles Chargers	2
5t. Kansas City Chiefs	2
5t. Dallas Cowboys	2

## WE'RE GOING STREAKING!



RB Todd Gurley II

Rams RB Todd Gurley II had a touchdown streak of 13-straight regular season games from 2017 Week 14 game against the Philadelphia Eagles to Week 10 of the 2018 regular season.

Gurley's streak is a franchise record for the longest consecutive regular season game stretch with a touchdown. In the team's Week 9 loss at New Orleans, Gurley passed Elroy 'Crazylegs' Hirsch, who previously held the Rams franchise record for consecutive regular season games with a touchdown, when he went 11-straight games played with a touchdown spanning the 1950-51 seasons.

Hall of Fame RB LaDainian Tomlinson has the longest regular-season touchdown streak since 1970, going 18-straight regular season games with a touchdown from 10/3/04 to 10/16/05.

Additionally, former Bill O.J. Simpson had a 14-game touchdown streak and former Redskin John Riggins, Redskin George Rogers and 49er Jerry Rice all have had 13-game touchdown streaks since 1970.

## COOKING ON THE TURF

WR Brandin Cooks made several big catches in 2018. Cooks ended the 2018 regular season sixth in the league in average yards per reception (min. 60 receptions) with 15.1 yards/rec. and since joining the Rams, ranks fourth among receivers with at least 60 receptions since the start of the 2018 season.

### 2018-Present League Leaders in Average Yards Per Reception (Minimum 60 Receptions)

Player	Team	Avg. Yards./Rec.
1. Mike Evans	TB	17.6
2. Tyreek Hill	KC	16.8
3. T.Y. Hilton	Ind	16.2
4. Brandin Cooks	LA	15.2
5t. Kenny Golladay	Det	14.9
5t. George Kittle	SF	14.9

## STARTING FAST

The Los Angeles Rams continued putting points on the board in Week 1 against Carolina, scoring at least 30 points in their season opener for the third-consecutive season under Head Coach Sean McVay. L.A. has now tallied 109 in their last three Week 1 outings, good for the third most in the league.

### Most Points Scored in Last Three Week 1 Contests

Team	Total Points
1. Baltimore Ravens	126
2. Kansas City Chiefs	120
3. Los Angeles Rams	109
4. New Orleans Saints	89
5. New England Patriots	87

# RAMS OFFENSIVE NOTES



## TOP GUN QUARTERBACK



QB Jared Goff

Rams QB Jared Goff improved in each of the first four games of the 2018 season. He became the first quarterback in league history to post three consecutive games with over 350 yards passing while completing at least 75 percent of his passes in Weeks 2-4.

Goff established career highs in passing yards (465), quarterback rating (158.3) and passing touchdowns (five) against the Vikings in the team's Week 4 win. In that game, Goff attempted 33 passes, which are the most pass attempts by a QB with a perfect rating in NFL history.

During the 2018 regular season, Goff finished amongst the best in the league in passing yards (4,688, 4th) and yards per attempt (8.36, 4th), His 32 passing touchdowns were tied for the sixth-most during the 2018 season.

### 2018 NFL Passing Leaders Sorted by Passing Yards

Player	Comp/Att.	Yards	TDs	QB Rating
1. Ben Roethlisberger, Pit	452/675	5,129	34	96.5
2. Patrick Mahomes, KC	383/580	5,097	50	113.8
3. Matt Ryan, Atl	422/608	4,924	35	108.1
<b>4. Jared Goff, LA</b>	<b>364/561</b>	<b>4,688</b>	<b>32</b>	<b>101.1</b>
5. Andrew Luck, Ind	430/639	4,416	39	98.7

## COOKS WITH CONSISTENCY



WR Brandin Cooks

Rams WR Brandin Cooks has been a consistent pass catcher since he entered the league in 2014 as a first-round draft pick by the New Orleans Saints.

Cooks posted his first 1,000-plus yard receiving season in 2015 (1,138 yards receiving) and is the only player in NFL history to post three consecutive 1,000-plus yards receiving on three different teams in a three-year span. Cooks has 5,050 career receiving yards on 352 receptions.

Since entering the league in 2014, Cooks ranks sixth in the NFL in 25-yard receptions, hauling in 55 catches of over 25

yards, including eight in 2018.

### Most 25-Plus Yard Receptions Since 2014

Player	25-Plus Yard Receptions
1. Antonio Brown, Pit/NE	75
2. T.Y. Hilton, Ind	74
3. Julio Jones, Atl	68
4. DeAndre Hopkins, Hou	62
5. Mike Evans, TB	56
<b>6. Brandin Cooks, LA</b>	<b>55</b>

## MULTI-SCORE THREAT

Since entering the league in 2015, RB Todd Gurley II leads all running backs with 13 games of scoring multiple rushing touchdowns.

In those 13 games, Gurley has run 259 times for 1,343 yards (694 after contact), 77 first downs, 29 touchdowns and averaged 5.2 yards per carry.

### Multiple Rushing TD Performances since 2015

Player, Team	Multi-TD Games
<b>1. Todd Gurley II, LA</b>	<b>13</b>
2t. David Johnson, Ari	8
2t. Mark Ingram II, NO/Bal	8
4t. Ezekiel Elliott, Dal	7
4t. Carlos Hyde, Jax/Hou	7
4t. LeGarrette Blount, Det	7

## ONE-TWO PUNCH

In Week 1 against Carolina, the Rams saw WRs Robert Woods and Cooper Kupp catch eight and seven passes, respectively. The Rams were one of just five teams to have multiple receivers with more than seven receptions, and one of two teams to do it in a victory. The Rams will square off with the only other squad to do it when they take the field against New Orleans in Week 2.

### Teams With Multiple 7+ Catch Receivers

Team (Receivers)	Combined Catches
1. NO - M. Thomas, T. Ginn, A Kamara (W, HOU)	24
2. CAR - C. McCaffrey, D.J. Moore (L, LAR)	17
<b>3t. L.A - R. Woods, C. Kupp (W, CAR)</b>	<b>15</b>
3t. CIN - J. Ross, T. Boyd (L, SEA)	15
3t. CHI - A. Robinson, T. Cohen (L, GB)	15

## WARNING! HIGH SPEEDS AHEAD

The Rams roster is deep with speedsters capable of reaching top gears of 20+ miles per hour, although no one did in the 2019 season opener. In 2018, Los Angeles has had 13 players surpass the 20mph mark with the ball in their hands or while making a play a total of 28 times.

WR Brandin Cooks and CB Sam Shields have each eclipsed the 21 MPH mark in games this season. Cooks ran a 4.33 40-yard dash at the 2014 NFL Combine, while Shields posted a 4.30 40-yard dash at the 2010 NFL Combine.

### Rams Players to Reach 20mph in 2018

Player	Week	Speed (mph)
1. WR Brandin Cooks	Week 4	21.23
2. CB Sam Shields	Week 11	21.17
3. WR JoJo Natson	Week 2	20.93
4. WR Brandin Cooks	Week 10	20.80
5. S Lamarcus Joyner	Week 10	20.76
6. WR KhaDarel Hodge	Week 16	20.76
7. WR Robert Woods	Week 16	20.74
8. RB Todd Gurley II	Week 6	20.72
9. WR Cooper Kupp	Week 4	20.70
10. WR Cooper Kupp	Week 4	20.58
11. CB Troy Hill	Week 6	20.55
12. WR Josh Reynolds	Week 13	20.49
13. CB Sam Shields	Week 4	20.43
14. CB Sam Shields	Week 16	20.43
15. WR JoJo Natson	Week 16	20.41
16. WR JoJo Natson	Week 2	20.40
17. WR Brandin Cooks	Week 2	20.35
18. WR Brandin Cooks	Week 6	20.25
19. S Lamarcus Joyner	NFC Div.	20.21
20. S Marqui Christian	Week 9	20.19
21. CB Marcus Peters	NFC Conf.	20.15
22. WR Brandin Cooks	Week 11	20.15
23. WR Brandin Cooks	Week 16	20.15
24. CB Marcus Peters	Week 15	20.09
25. WR Josh Reynolds	NFC Conf.	20.07
26. CB Troy Hill	Week 10	20.07
27. WR Pharoh Cooper	Week 1	20.03
28. RB Todd Gurley II	Week 9	20.00

# RAMS OFFENSIVE NOTES



## LINING THEM UP

Entering the 2019 season, the Rams have two new starters on the offensive line in C Brian Allen and OL Joe Noteboom.

Last season, the Rams were the only team in the league to use the same five offensive linemen for every game that season.

The Rams allowed only 1.0 sack in the 2019 season opener. During the 2018 season, L.A. allowed 33 sacks, tied for the eighth-fewest sacks allowed during the regular season.



T Andrew Whitworth

Of L.A.'s 1,100 offensive snaps during the 2018 regular season, all five starters played at least 90 percent of the time while two - Austin Blythe and Rob Havenstein - played every regular season snap.

In 2017, four Rams offensive linemen cracked the top-10 for the most total snaps played by a lineman in a single season in franchise history, including former G Jamon Brown whose 1,127 snaps were the most by an offensive lineman in Rams history.

One of Head Coach Sean McVay's first tasks was shoring up the Rams offensive line - a unit that saw six different starting combinations during the 2016 campaign. The Rams were the only team in the NFL to use the same five starting offensive linemen in 15 of their contests last season before resting starters during Week 17.

## THE LONGEST YARD



RB Todd Gurley II

During the 2018 regular season, the Los Angeles Rams finished second in the league in scrimmage yards (6,961). The Rams also finished second in the league in scrimmage yards per game (435.1), scored the third-most scrimmage touchdowns (55) and were tied for the fourth-most in scrimmage yards per touch (8.4).

The Rams offense amassed over 500 yards of offense in consecutive weeks (Weeks 3-4), including 556 yards in the team's Week 4 win over the Vikings, in which they averaged over 10 yards per play. The two games with over 500 yards were the

first two 500-plus yard outings by the Rams since Head Coach Sean McVay took over in 2017.

Individually, RB Todd Gurley II finished fourth in the league in scrimmage yards (1,831), led the league in scrimmage touchdowns (21) and averaged 5.8 scrimmage yards per touch and 130.8 yards from scrimmage per game in his 14 games played during the 2018 campaign.

### 2018 NFL Scrimmage Yardage Leaders Sorted by Scrimmage Yards

Team	Scrim. Yards	Yards/Touch	Yards/Game
1. Kansas City Chiefs	6,981	9.0	436.3
2. Los Angeles Rams	6,961	8.4	435.1
3. Tampa Bay Bucs	6,881	8.6	430.1
4. Pittsburgh Steelers	6,619	8.2	413.7
5. Atlanta Falcons	6,522	8.5	407.6

## GOING GOFF IN THE SCORING COLUMN



QB Jared Goff

QB Jared Goff became the first player in league history to pass for at least 350 yards while completing at least 75 percent of his passes in three consecutive games, capped off with one of the best performances by a quarterback in league history in the team's 2018 Week 4 win over the Minnesota Vikings.

Against the Vikings, Goff established career highs in passing yards (465), passing touchdowns (5) and quarterback rating (158.3). Goff attempted 33 passes, which are the most pass attempts by a QB with a perfect rating in NFL history.

Goff's first touchdown pass of the 2019 campaign was caught by TE Tyler Higbee, the fifth touchdown from Goff to Higbee.

During the 2018 regular season, Goff was amongst the best in the league in passing yards (4,688, 4th), yards per attempt (8.4, 4th), and QB rating (101.1, 8th). His 32 passing touchdowns were tied for the sixth-most with Drew Brees and Philip Rivers.

WRs Robert Woods and Cooper Kupp have emerged as Goff's favorite end zone targets. Kupp has caught 11 touchdowns from Goff in his first 23 NFL games before being placed on IR.

In his first road start of his sophomore campaign, a Thursday Night game at San Francisco, the Cal product had what was then his most efficient day in the NFL, completing 22-of-28 passing attempts (79 percent) for 292 yards, three touchdowns and no interceptions with a 145.8 QB rating, earning his first road victory.

Goff threw three touchdowns in the first half of his first-career road start as a rookie in a Week 12 matchup with the New Orleans Saints in 2016, becoming the third rookie to throw three touchdowns in their first-career road start over the past 20 years.

### Jared Goff Career TD Passes by Receiver

Receiver	TD Passes
Cooper Kupp	11
Robert Woods	11
Todd Gurley II	10
Sammy Watkins	8
Josh Reynolds	6
Brandin Cooks	5
Gerald Everett	5
Tyler Higbee	5
Kenny Britt	2
Malcolm Brown	1
Tavon Austin	1
Lance Kendricks	1
<b>Total</b>	<b>66</b>

## WOODS MOVES THE STICKS

Throughout the 2018 regular season, WR Robert Woods helped the Rams offense continue driving down the field by making catches for a first down. Woods finished with a total of 66 receptions that resulted in a first down, ranking him tied for eighth in the league. Among the receivers with at least 70 receptions last season, the second-year Ram (76.7 percent) ranked third in average percentage in first down gains per reception.

### Highest Percentage in First Downs Per Reception (Min. 70 Receptions)

Player, Team	Percentage
1. Mike Evans, TB	79.1
2. Kenny Golladay, Det	78.6
3. Robert Woods, LA	76.7
4. T.Y. Hilton, Ind	72.4
5. Tyler Boyd, Cin	71.1



# RAMS OFFENSIVE NOTES



## FINDING FIRST DOWNS

Since Head Coach Sean McVay took over prior to the 2017, the Rams offense has been consistently moving the ball. L.A. is tied for the fourth-most first downs since 2017 (734). The Rams have amassed 240 rushing first downs under McVay and 430 first downs through the air.

### 2017-Present First Downs

Teams	First Downs
1. New England Patriots	778
2. Tampa Bay Bucs	761
3. Pittsburgh Steelers	741
<b>4. Los Angeles Rams</b>	<b>734</b>
5. New Orleans Saints	734

The Los Angeles Rams moved the ball on offense during the 2018 regular season. L.A. led the league with 401 first downs, 74 more than the league average of 307 and 51 more than the average of all teams that qualified for the 2018 playoffs (350).

Of the Rams' 401 first downs in 2018, L.A. had 134 rushing first downs, 236 passing first downs and gained 31 first downs via penalty.

### 2018 First Downs

Teams	First Downs
<b>1. Los Angeles Rams</b>	<b>401</b>
2. Tampa Bay Bucs	388
3. Kansas City Chiefs	384
4. Pittsburgh Steelers	378
5. New Orleans Saints	377

## TREMENDOUS THIRD DOWNS

In the 2019 season opener, the Rams converted 53 percent of their third down attempts (nine of 17), continuing a trend set in motion in 2018.

L.A. faced 191 third downs during the 2018 regular season and converted 86 of those attempts (45.0 percent), which was the fifth-best third-down conversion rate in the NFL.

In the team's Week 4 contest against the Vikings, the Rams only faced six third down attempts, the fewest third down plays by L.A. this season.

### 2018 Regular Season Third Down Conversions

Team	3rd downs	Converted	Percentage
1. Indianapolis Colts	214	104	48.6%
2. Kansas City Chiefs	176	83	47.2%
3. Tampa Bay Bucs	187	86	46.0%
4. Atlanta Falcons	203	92	45.3%
<b>5. Los Angeles Rams</b>	<b>191</b>	<b>86</b>	<b>45.0%</b>

## TRIPLE THREAT TODD

RB Todd Gurley II scored three rushing touchdowns against the Seattle Seahawks in the team's 33-31 Week 5 win, marking Gurley's third-career three rushing touchdown game. He joins Hall of Fame company in Eric Dickerson and Marshall Faulk as the only Rams running backs with at least three, three rushing touchdown games in franchise history.



RB Todd Gurley II

### Most Three Rushing Touchdown Games in Franchise History

Player	3 Rushing TD Games
1. Marshall Faulk	6
2. Eric Dickerson	4
<b>3. Todd Gurley II</b>	<b>3</b>

## SCORING SUMMARIES



WR Josh Reynolds

During the 2018 campaign, the Rams outscored their opponents 527-384 with an average margin of victory of 13.0 points. The 527 points were the second-most in the league during the 2018 regular season, while the 143 point differential was the third-best in the league in 2018.

The Los Angeles Rams defense didn't allow a fourth quarter touchdown through the first five games of the 2018 season and allowed only 82 fourth quarter points, the sixth-fewest fourth

quarter points allowed in the NFL in 2018. The Rams outscored opponents by 60 points in the second half of games, the third-best second-half differential in the NFL.

### 2018 Regular Season Scoring Differential

Team	Scored	Allowed	Differential
1. New Orleans Saints	504	353	151
2. Kansas City Chiefs	565	421	144
<b>3. Los Angeles Rams</b>	<b>527</b>	<b>384</b>	<b>143</b>
4. Chicago Bears	421	283	138
5. New England Patriots	436	325	111

### 2018 Regular Season Scoring Differential By Quarter

Team	1Q	2Q	3Q	4Q
1. New Orleans Saints	-17	60	23	79
2. Kansas City Chiefs	91	19	36	-5
<b>3. Los Angeles Rams</b>	<b>21</b>	<b>62</b>	<b>25</b>	<b>35</b>
4. Chicago Bears	47	80	16	1
5. New England Patriots	8	76	-6	33

## COOKS UP A STREAK

WR Brandin Cooks posted at least 100 yards receiving in three-straight games, from Weeks 9-11, which is tied for the fifth-longest 100-yard game streak in franchise history. Isaac Bruce had 100-yard game streaks of four and six in his Rams tenure.

Cooks posted five 100-yard games in his first season as a member of the Los Angeles Rams.

### Most Consecutive 100-Yard Games in Franchise History

Player	Streak	Year
1. Isaac Bruce	6 games	1995
2t. Elroy Hirsch	5 games	1951
2t. Bob Boyd	5 games	1954
4. Isaac Bruce	4 games	2004
<b>5t. Brandin Cooks</b>	<b>3 games</b>	<b>2018</b>
5t. Torry Holt	3 games	2003
5t. Torry Holt	3 games	2000
5t. Torry Holt	3 games	2000 (spanned two seasons)

## KUPP FULL OF RECEPTIONS

In his first action since a season-ending injury in 2018 and the Rams' first offensive drive of the 2019 season, WR Cooper Kupp caught four passes for 24 yards. Kupp's four receptions were the most of any player on their team's opening drive of the season, with only two other players catching three passes on their opening drives

### Catches on Opening Drive of 2019 Season

Player (Team)	Catches on Opening Drive
<b>1. Cooper Kupp (LAR)</b>	<b>4</b>
2t. Odell Beckham Jr. (CLE)	3
2t. Tyler Boyd (CIN)	3
3t. Multiple Players	2

# RAMS OFFENSIVE NOTES



## THREE IS THE MAGIC NUMBER

In the 2019 season opener, the Los Angeles Rams had two three-and-out drives and possessed the ball for 33:16 and never trailed the Panthers, following trends set in motion under head coach Sean McVay.

The Rams averaged 30:42 minutes of possession per game during the 2018 regular season, thanks to a league-low 10.4 percent of their offensive drives ending in three-and-outs.



WR Cooper Kupp

After going three-and-out on the first series of the season at Oakland, the Rams didn't have another three-and-out until the team's Week 4 game against the Vikings.

Of the Rams' 183 offensive series during the regular season, there were only 19 three-and-outs, meaning the Rams went three-and-out on only 10.4 percent of the offensive drives. L.A. was the only team in the league to go three-and-out less than 13 percent (10.4 percent) of their offensive drives. New Orleans had the league's second-best three-and-out percentage (13.1 percent). The Jets had the worst three-and-out percentage at 29.6 during the 2018 season.

Team	2018 Three-And-Out Drives		
	Off. Series	3-&-outs	Percentage
1. Los Angeles Rams	183	19	10.4%
2. New Orleans Saints	168	22	13.1%
3. Tampa Bay Bucs	184	25	13.6%
4. Kansas City Chiefs	170	26	15.3%
5. Pittsburgh Steelers	182	30	16.5%

## BOBBY TREES GETTING 60 CONSISTENTLY



WR Robert Woods

Wide receiver Robert Woods has played 29 games as a member of the Los Angeles Rams, he has recorded at least 60 yards receiving in 21 of the 29 games played since 2017. Additionally, Woods has recorded 100-plus yards receiving in five games, including a career-best 171 yards receiving against Houston in a 2017 Week 10 win.

Woods reached the 1,000-yard mark for the first season in his career in a 2018 Week 14 contest in Chicago.

Woods reached the milestone delivering week-to-week in consistent fashion last season and that trend continued through the 2018 regular season.

Woods became just the fourth player in NFL history to record 14-straight games with at least 60 yards receiving (Weeks 2-16), joining Antonio Brown, Andre Johnson and Marvin Harrison as some of the most consistent wide receivers in a single season in NFL history.

The former USC Trojan finished the season with a team-best 86 receptions for 1,219 yards with six receiving touchdowns. Woods average 79.2 receiving yards per game and 14.2 yards per reception in his second season with the Rams in 2018.

## OFFENSIVE EXPLOSION

Under Head Coach Sean McVay, the Rams have shown a knack for creating explosive plays in all phases of the game. During the 2018 regular season, L.A. recorded 115 explosive plays, an average of over seven per game.

During the 2017 regular season, the Rams tallied 105 total explosive plays, 30 of which came during the second quarter of play - the most in any single quarter a season ago.

*\*Explosive plays are defined as 20-plus yard passes, rushes, receptions or returns.*

### Rams 2018 Explosive Plays (by Player)

Player, Team	Explosive Plays
QB Jared Goff	69
WR Brandin Cooks	22
WR Robert Woods	21
RB Todd Gurley II	16
DB Blake Countess	9
WR Cooper Kupp	9
WR Pharoh Cooper	8
WR JoJo Natson	7
WR Josh Reynolds	6
TE Gerald Everett	4
TE Tyler Higbee	3
RB C.J. Anderson	2
CB Marcus Peters	2
CB Aqib Talib	2
CB Sam Shields	1
OLB Samson Ebukam	1
S John Johnson III	1
LB Cory Littleton	1

### Rams 2018 Explosive Plays (by Quarter)

Player, Team	Explosive Plays
First Quarter	24
Second Quarter	29
Third Quarter	34
Fourth Quarter	28
<b>Total</b>	<b>115</b>

## ALWAYS MOVING THE CHAINS

The Rams offense continued its efficiency on third down in their Week 1 victory over Carolina, finishing the week tied the third-most third down conversions (9).

### Week 1 Third Down Conversion Leaders

Team (3rd down pct.)	Third Down Conversions
1. Philadelphia Eagles (64.7%)	11
2. Oakland Raiders (71.4%)	10
3t. Arizona Cardinals (40.9%)	9
<b>3t. Los Angeles Rams (52.9%)</b>	<b>9</b>

Since 2017, the Rams have been amongst the league's best on third down. L.A. is currently tied for the fourth-most third-down conversions in the NFL (183)

### Third Down Conversion Leaders Since 2017

Team (3rd down pct.)	Third Down Conversions
1. Indianapolis Colts (43.5%)	198
2. Philadelphia Eagles (42.3%)	191
3. Baltimore Ravens (40.2%)	187
4t. Pittsburgh Steelers (43.7%)	183
4t. Jacksonville Jaguars (39.2%)	183
<b>4t. Los Angeles Rams (43.4%)</b>	<b>183</b>

# RAMS OFFENSIVE NOTES



## SECOND HALF SUCCESS

Since Head Coach Sean McVay took over control of the Rams in 2017, L.A. has been amongst the best at making adjustments at halftime and outscoring their opponents in the second half.

Through the 2018 regular season, the Rams outscored their opponents by 35 points in the fourth quarter, continuing a trend set in motion a season ago of second-half success.

The Los Angeles Rams outscored the Oakland Raiders 10-0 in the third quarter of the teams' 2018 Week 1 contest. L.A. followed it up outscoring the Cardinals 8-0 in the third quarter of the teams' Week 2 contest at the Coliseum. The Rams outscored their first three opponents 32-7 in the third quarter.



K Greg Zuerlein

2018 Fourth Quarter Points Differential Leaders			
Team	Scored	Allowed	Differential
1. New Orleans Saints	162	83	+79
2. Indianapolis Colts	125	83	+42
3. Tennessee Titans	101	62	+39
4. Houston Texans	110	72	+38
5t. Cincinnati Bengals	119	84	+35
<b>5t. Los Angeles Rams</b>	<b>117</b>	<b>82</b>	<b>+35</b>

The Rams were the third-best second-half team in football during the 2018 regular season. L.A. outscored its opponents 248-188 in the second half of its 16 games. The +60 point second half differential was the third-best in the NFL this season.

2018 Second Half Point Differential Leaders			
Team	Scored	Allowed	Differential
1. New Orleans Saints	256	154	+102
2. Baltimore Ravens	193	111	+82
<b>3. Los Angeles Rams</b>	<b>248</b>	<b>188</b>	<b>+60</b>
4. Seattle Seahawks	221	167	+54
5t. Indianapolis Colts	212	163	+49
5t. Philadelphia Eagles	216	167	+49

## PASSING LEADERS

The Los Angeles Rams amassed 4,730 gross yards passing during the 2018 regular season, thanks in large part to a passing attack that has stretched the field.

During the 2018 campaign, the Rams averaged 8.33 yards per passing attempt, the fourth-best average in the league and 40 completions of over 25 yards, the second-most in the league this season.

Average Yards Per Passing Attempt (2018)	
Team	Yards/Passing Att.
1. Kansas City Chiefs	8.79
2. Tampa Bay Bucs	8.57
3. Los Angeles Chargers	8.43
<b>4. Los Angeles Rams</b>	<b>8.33</b>
5. Houston Texans	8.23

## LET'S SCORE SOME MORE



RB Todd Gurley II

Despite missing the last two games of the regular season, RB Todd Gurley II posted the fifth-most points during the 2018 season with 132 points, which was the highest-scoring output by a non-kicker during the 2018 season. Saints RB Alvin Kamara is the next closest non-kicker. He scored 114 points and averaged 7.6 points per game.

Gurley had a 22-point effort in the team's 34-0 Week 2 win over the Cardinals and an 18-point game against the Seahawks in Week 5 and the 49ers in Week 7.

Since entering the league in 2015, Gurley leads the league in touchdowns (56) with 46 rushing touchdowns and 10 receiving touchdowns. His 342 total points since 2015 are the 21st-most points scored in that time frame and the most by a non-kicker.

2018 NFL Individual Leading Scorers	
Player	Total Points
1. K Ka'imi Fairbairn, Hou	150
2. K Justin Tucker, Bal	141
3. K Harrison Butker, KC	137
4. K Wil Lutz, NO	136
<b>5. RB Todd Gurley II, LA</b>	<b>132</b>

Despite only playing in 14 games in 2017, K Greg Zuerlein still led the league in total points scored during the 2017 regular season with 158 points scored. Zuerlein kicked off the 2018 season with a 15-point effort at Oakland in the team's Week 1 game. Zuerlein fell two points shy of former RB Marshall Faulk for the second-best single season scoring (160 points in 2000) and five points shy of former K Jeff Wilkins for the highest scoring season by a Ram in franchise history (163 points in 2003). Former Chargers RB LaDainian Tomlinson holds the NFL single season record with 186 points scored in 2006.

Gurley finished 13th in the NFL in 2017 with 114 points scored, the highest total by a non-kicker.

2017 NFL Individual Leading Scorers	
Player	Total Points
<b>1. Greg Zuerlein, LA</b>	<b>158</b>
2. Stephen Gostkowski, NE	156
3. Robbie Gould, SF	145
4. Chris Boswell, Pit	142
5. Harrison Butker, KC	142

## TEN AND TEN AGAIN

Led by QB Jared Goff and RB Todd Gurley II, the Rams offense ranked first in the NFL in offensive plays of 10-plus yards during the 2018 regular season. L.A. has scored 22 of their 54 offensive touchdowns (41 percent) on plays of the 10-plus yard variety.

Most Offensive Plays of 10+ Yards (2018)	
Team	Plays
<b>1. Los Angeles Rams</b>	<b>266</b>
2. Tampa Bay Buccaneers	263
3. Kansas City Chiefs	251
4. Atlanta Falcons	250
5. Los Angeles Chargers	247

# RAMS DEFENSIVE NOTES



## TAKE IT AND 'LEEB IT

Rams CB Aqib Talib has made a career of taking the ball away - Talib leads all active players in interceptions (35).



CB Aqib Talib

The Kansas State product leads all active players in career pick-sixes (10), which ranks fourth all-time. Talib is one-of-seven defenders that has ever recorded two or more pick-sixes in three different seasons (2011, 2014, 2015). Talib trails former defensive back Rod Woodson for the all-time pick-six record (12). With his next interception returned for a touchdown, Talib will move into a three-way tie for second place with former DBs Darren Sharper and Charles Woodson (11).

### All-Time Pick-Sixes

Player	Ints returned for TDs
1. Rod Woodson	12
2t. Darren Sharper	11
2t. Charles Woodson	11
4. Aqib Talib	10

### Pick-Sixes Among Active Players

Player	Ints returned for TDs
1. Aqib Talib, LA	10
2t. Janoris Jenkins, NYG	7
2t. Johnathan Joseph, Hou	7
4t. Malcolm Jenkins, Phi	6
4t. Dominique Rodgers-Cromartie, Was	30

### Interceptions Among Active Players

Player	Interceptions
1. Aqib Talib, LA	35
2. Richard Sherman, SF	33
3. Tramon Williams, GB	32
4t. Johnathan Joseph, Hou	30
4t. Dominique Rodgers-Cromartie, Was	30

Aqib Talib returned an interception 103 yards for a touchdown against Dallas in a 2017 Week 2, which is tied for the third-longest interception return in NFL history. The play also represented the third-longest return of any kind in Broncos' history.

### Longest Interceptions Returned for TDs in NFL History

Player	Distance
1. Ed Reed, Bal. vs. Phi. (11/23/08)	107t
2. Ed Reed, Bal. vs. Cle. (11/7/04)	106t
3t. Aqib Talib, Den. vs. Dal. (09/17/17)	103t
3t. Louis Oliver, Mia. at Buf. (10/4/92)	103t
5. Six players	102t

### Talib's Interceptions Sorted By Quarterback

Quarterback	Ints	Quarterback	Ints
Jason Campbell.....	3	Max Hall.....	1
Matt Ryan.....	3	Matt Hasselbeck.....	1
Geno Smith.....	3	Colin Kaepernick.....	1
Joe Flacco.....	2	Carson Palmer.....	1
Andrew Luck.....	2	Dak Prescott.....	1
Jameis Winston.....	2	Philip Rivers.....	1
Derek Anderson.....	1	Aaron Rodgers.....	1
Charlie Batch.....	1	Tony Romo.....	1
Tom Brady.....	1	Matthew Stafford.....	1
Jimmy Clausen.....	1	Alex Smith.....	1
Andy Dalton.....	1	Seneca Wallace.....	1
Dak Prescott.....	1	Jake Delhomme.....	1
Josh Freeman.....	1	Nick Foles.....	1

## PETERS' PICKS



CB Marcus Peters

Through Week 1 of his fifth professional season, CB Marcus Peters has collected more interceptions than anyone else since he entered the league in 2015.

Peters not only leads the league in interceptions (22) since 2015, he also leads all players with over 10 interceptions in average interception return yardage (26.7 yards per return).

Among all active cornerbacks, no one else has had more interceptions before their 25th birthday.

In addition to leading the league in interceptions since 2015, the Oakland native ranks third in pass break-ups with 63, trailing Darius Slay (69) and Robert Alford (65) for the league lead.

### 2015-Present Interception Leaders

Player	Interceptions
1. Marcus Peters, LA	22
2. Reggie Nelson, Oak	16
3. Darius Slay, Det	15
4t. Trumaine Johnson, NYJ	14
4t. Damarious Randall, Cle	14
6t. Micah Hyde, Buf	13
6t. Ha Ha Clinton-Dix, GB/Was	13

### 2015-Present Interception Return Average (Min. 10 Ints)

Player	Int Return Avg.
1. Marcus Peters, LA	26.7 yards
2. Josh Norman, Was	22.7 yards
3. Reshad Jones, Mia	22.3 yards
4. Stephon Gilmore, N.E.	18.9 yards
5. Eric Weddle, Bal	17.7 yards

### Interceptions Before 25th Birthday (Active DBs)

Player	Interceptions
1. Marcus Peters, LA	19
2t. Aqib Talib, LA	15
2t. Patrick Peterson, Ari	15
2t. Earl Thomas, Sea	15
5. Joe Haden, Pit	13

### 2015-Present Pass Break-Ups

Player	PBUs since 2015
1. Darius Slay, Det	70
2. Robert Alford, Atl	65
3. Marcus Peters, LA	63
4. Stephon Gilmore, N.E.	59
5t. Casey Hayward Jr., LAC	58
5t. Janoris Jenkins, NYG	58

### Peters' Interceptions Sorted By Quarterback


Quarterback	Ints	Quarterback	Ints
Philip Rivers.....	4	Teddy Bridgewater.....	1
Derek Carr.....	3	Brian Hoyer.....	1
Jimmy Clausen.....	2	Patrick Mahomes.....	1
Ryan Fitzpatrick.....	2	Johnny Manziel.....	1
Peyton Manning.....	2	Ben Roethlisberger.....	1
Brock Osweiler.....	2	Trevor Siemian.....	1
Mitchell Trubisky.....	1		

# RAMS DEFENSIVE NOTES



## TAKE IT AWAY AND MAKE 'EM PAY

L.A. recorded three takeaways in its 2019 season opener at Carolina and scored seven points off of the takeaways adding to the league-leading points off takeaways under McVay.



John Johnson III

The Rams took the ball away from their opponents 30 times during the 2018 regular season, the third-most in the NFL and 58 times since the start of the 2017 season which is tied for the best total over the last two seasons. L.A. has scored 239 points off takeaways since Sean McVay became the head coach, the most in the league since the start of the 2017 season. L.A. scored a league-best 113 points off takeaways during the 2018 regular season.

Not only did the Rams take the ball away a season ago, they made their opponents pay for turning the ball over. L.A. finished the 2017 regular season ranked fifth in the league in total takeaways with 28.

The Rams scored 126 points off of turnovers, the second-best total created by the defensive unit in 2017. 26.4 percent of the team's points last season came following a takeaway, which was the fourth-highest percentage in the NFL.

### Most Points Off Takeaways in 2017-Present

Team	Points Off Takeaways
1. Los Angeles Rams	246
2. Baltimore Ravens	198
3. Kansas City Chiefs	180
4. Chicago Bears	179
5. Jacksonville Jaguars	177

## HURRIES ON THE UP

DT Aaron Donald tied for the fourth most quarterback hurries during the 2019 season opener. Donald hurried Panthers QB Cam Newton on two passes in the Week 1 win at Carolina.

The Rams pass rush made its presence known to opposing quarterbacks in 2018. L.A. finished with the fourth-most quarterback hurries (91) in the league during the 2018 regular season.

DT Aaron Donald ranked second among all defenders with 29 hurries, including four games with at least four hurries this season.


*\*Hurry is defined as a situation when a QB is forced to throw the ball earlier than intended or is chased around/out of the pocket as the result of defensive pressure.*

### Quarterback Hurries (2018)

Player, Team	QB Hurries
1. J.J. Watt, Hou	32
2. Aaron Donald, LA	29
3t. Khalil Mack, Chi	27
3t. Jadeveon Clowney, Hou	27
5. Cameron Jordan, NO	25

## COUNT IT ALL FOR LOSS

Both against the run and the pass, the Rams defense is among the NFL's best over the past three-plus seasons when it comes to making plays behind the line of scrimmage.



DT Aaron Donald

Since the start of the 2015 season, the Rams rank seventh in the league in opponents' negative plays, preventing 429 of the opponents' plays from reaching the line of scrimmage.

The L.A. defensive unit forced five negative plays by the Panthers offense in the Week 1 win.

The Rams forced 88 negative plays in 2018 after recording 91 negative plays during the 2017 regular season. The Rams defense forced 113 negative plays by opposing offenses in 2016, the third-most in the NFL that season.

The Rams finished the 2015 season with a league-best 132 negative plays, which included 82 negative rushes and 50 negative passing plays by their opponents.

### 2015-Present NFL Leaders, Opponent Negative Plays

Team	Plays
1. Arizona Cardinals	473
2. Jacksonville Jaguars	444
3. Carolina Panthers	443
4. Philadelphia Eagles	439
5. Miami Dolphins	436
6. Los Angeles Rams	429

## BROCKERS BRINGING IT

DL Michael Brockers recorded the Rams first sack of the 2018 campaign, bringing down Raiders QB Derek Carr for a three-yard loss. Brockers has the third-most tackles of all Rams defensive linemen and finished seventh on the team during the 2018 regular season with 54 total tackles (33 solo).



DL Michael Brockers

The LSU product started the 2019 season with a two tackle performance at Carolina in the season opener.

Brockers led the Rams defensive line with 65 total tackles during the 2017 season, the fifth-most on the team. The LSU product also added eight TFL, 4.5 sacks, eight QB hits and four PDs in 2017.

Since entering the league as a first-round pick in 2012, Brockers has started 106-of-108 games played. Brockers was one-of-three defensive linemen during the 2017 season to have multiple PDs in one game.

In 2016, he recorded the second-most tackles on the team by an interior defensive lineman (58). His 58 total tackles ranked eighth on the team two seasons ago. In 2016, the LSU product tallied seven quarterback pressures and four quarterback hits despite missing two games in the middle of the season.

Brockers finished the 2015 season with career highs in tackles (74) and tackles for loss (12). His tackle for loss total was tied for third among all Rams.

Brockers has posted 40 TFL, 43 QB hits, 20.0 sacks, eight PDs, forced two fumbles and recovered one fumble appearing in 108 games with 106 starts through Week 1 of his eighth regular season in the National Football League.

# RAMS DEFENSIVE NOTES



## FORCING FUMBLES



Rams defenders forcing a fumble

The Los Angeles Rams forced two fumbles against the Carolina Panthers in the 2019 season opener continuing a trend by Rams defenses.

The Rams forced 12 fumbles during the 2018 season, which was tied for the 14th-most last season.

As a team, the Rams have forced 104 fumbles since 2012. The 104 forced fumbles is tied for the third-best total in the NFL during that span.

Defensive Coordinator Wade Phillips continues to build defenses predicated on forcing turnovers. The Rams defense forced 17 fumbles during

Phillips' first season as defensive coordinator in 2017. The 17 forced fumbles were tied for the most in the league with the Jacksonville Jaguars in 2017. Phillips' Broncos defensive unit forced 34 fumbles in his two seasons as coordinator, tied for the fourth-best total in those two seasons.

Player	Team Forced Fumble Totals 2012-Present	Forced Fumbles
1t. Carolina Panthers		108
1t. New England Patriots		108
<b>3t. Los Angeles Rams</b>		<b>104</b>
3. Washington Redskins		104
5. Seattle Seahawks		103

## TALKING TACKLES FOR LOSS

Rams DT Aaron Donald has used an explosive first step to make a living in opponents' backfields since entering the league in 2014. Since the start of the 2014 season, Donald leads the league in tackles for loss, tallying 97 in 79 games played.



DT Aaron Donald

The Pitt product finished first in the NFL with 25 tackles for loss during the 2018 regular season. Donald posted 15 TFL in 14 games during the 2017 season. The 15 TFL was tied for the ninth-most last season and the most by an interior defensive lineman. Donald recorded a then career-high 22 tackles for loss in his second season in the NFL in 2015.

2014-Present NFL Leaders - Most Tackles for Loss	
Player	TFL
<b>1. Aaron Donald, LA</b>	<b>97</b>
2. J.J. Watt, Hou	80
3. Khalil Mack, Chi	79
4. Calais Campbell, Jax	78
5. Cameron Jordan, NO	76
6. Michael Bennett, Phi	75

## SERIOUS SACK NUMBERS



LB Clay Matthews

LB Clay Matthews returned to Southern California for his 11th NFL season - the region he was raised and played his college ball after spending his first 10 NFL seasons in Green Bay. Matthews posted the first sack of the Rams 2019 campaign, his first sack as a member of the Rams in the 2019 season opener.

After being drafted by the Packers in the first round of the 2009 NFL Draft, Matthews went on to become the franchise's leading sack artist, amassing 83.5 sacks in his time in Green and Gold.

The former Trojan recorded at least 6.0 sacks in eight of his first 10 NFL seasons, which is tied for the third-most seasons with six-plus sacks among active players in the NFL since 2009. Additionally, Matthews has had four seasons with at least 10.0 sacks.

Among all active players, Matthews' 84.5 sacks is tied for the fourth most since 2009.

2009-Present Active NFL Leaders - Sacks	
Player (Team)	Sacks
1. Cameron Wake, Mia	100.5
2. Von Miller, Den	98.0
3. J.J. Watt, Hou	92.0
<b>4t. Clay Matthews, GB/LA</b>	<b>84.5</b>
4t. Ryan Kerrigan, Was	84.5

2009-Present Active NFL Leaders 6.0-Plus Sack Seasons	
Player (Team)	6.0-Plus Sack Seasons
1t. Calais Campbell, Ari/Jax	9
1t. Cameron Wake, Mia	8
<b>3t. Clay Matthews, GB/LA</b>	<b>8</b>
3t. Carlos Dunlap, Cin	8
3t. Ryan Kerrigan, Was	8

## WEDDLE WAITS FOR PICKS

S Eric Weddle has earned Pro Bowl honors in three-consecutive years - all while playing for the Ravens (six career Pro Bowl honors). In 2018, Weddle helped lead the Ravens' No. 1 defense, which allowed the NFL's fewest yards (292.9) per game.

Weddle has recorded 29-career interceptions since entering the league as a second-round draft choice (No. 37 overall) by the San Diego Chargers in the 2007 NFL Draft. Weddle's 29 interceptions is tied for the 14th-most by anyone in the NFL since 2007 and ranks first amongst active safeties on a roster heading into the 2019 preseason.

The SoCal native has returned four of his 29 interceptions for touchdowns.



S Eric Weddle

Active NFL Safety Leaders - Interceptions	
Player (Team)	Interceptions
<b>1. Eric Weddle, SD/Bal/LA</b>	<b>29</b>
2. Earl Thomas, Sea/Bal	28
3. Antoine Bethea, Ind/SF/Ari/NYG	24
4t. Kurt Coleman, Phi/KC/Car/NO/Buf	21
4t. Reshad Jones, Mia	21
4t. Devin McCourty, NE	21

Additionally, Weddle has recorded 9.5 sacks in his career, that is tied for the third-most by any active safety in the NFL. Weddle recorded 1.0 sack in each of the last three seasons.

# RAMS DEFENSIVE NOTES



## INTERCEPTING THE RANKS

Since 2017, the Los Angeles Rams defense leads the league in interceptions (37) and has returned those interceptions the most yards of anyone in the NFL (717).

### Most Interception 2017-Present

Team	Interceptions
1. Los Angeles Rams	37
2. Baltimore Ravens	36
3. Chicago Bears	35
4. Buffalo Bills	34
5. New Orleans Saints	33

### Most Interception Yards 2017-Present

Team	Interception Yards
1. Los Angeles Rams	717
2. Chicago Bears	583
3. Cincinnati Bengals	561
4. Los Angeles Chargers	549
5. Baltimore Ravens	498

## SACK IT ON BACK

The Los Angeles Rams defense posted 3.0 sacks resulting in 23.0 sack yards.

Last season, the Rams recorded 41.0 sacks. Of those 41.0 sacks, the defense pushed back teams a total of 326.0 yards and finished sixth in the NFL in defensive sack yards.

### Most Defensive Sack Yards in 2018

Team	Def. Sack Yards
1. Minnesota Vikings	361.0
2t. Kansas City Chiefs	347.0
2t. Pittsburgh Steelers	347.0
4. Chicago Bears	339.0
5. Arizona Cardinals	333.0
6. Los Angeles Rams	326.0

## JOHNSON KEEPING THE DEFENSE SAFE

Since S John Johnson III was drafted by the Los Angeles Rams in 2017, he has proved to be a problem for opposing offenses. The second-year pro finished the 2018 regular season with four interceptions, one forced fumble, 11 passes defended and 118 total tackles. Johnson (22) ranks second in the NFL in most passes defended amongst all safeties since 2017. He is also ranked fourth in total tackles with 200 amongst all safeties since his rookie season in 2017.

### Most Passes Defended by a Safety 2017-Present

Player, Team	Passes Defended
1. Kevin Byard, Ten	25
2. John Johnson III, LA	22
3t. D.J. Swearinger, Was/Ari	21
3t. Eddie Jackson, Chi	21
5. Harrison Smith, Min	20

### Most Tackles by a Safety 2017-Present

Player, Team	Total Tackles
1. Jamal Adams, NYJ	203
2. Landon Collins, NYG	202
3. Reshad Jones, Mia	201
4. John Johnson III, LA	200
5. Antoine Bethea, Ari	199

## FA(S)T SACKS

The Los Angeles Rams get after the quarterback and do it in a hurry - L.A. recorded 3.0 sacks in the season opener against the Panthers and did so with an average time to sack of 2.66 seconds, the quickest average of any team to collect a sack in Week 1.

Team	Sacks	Avg. Time to Sack
1. Los Angeles Rams	3.0	2.66
2. Atlanta Falcons	1.0	2.97
3. Tampa Bay Buccaneers	1.0	3.10
4. New York Jets	1.0	3.53
5. Houston Texans	1.0	3.57
6. Minnesota Vikings	4.0	3.64

## PUSH 'EM BACK, ALL (THE) TIME

In 2018, DT Aaron Donald broke former Giants DE Michael Strahan's NFL record for total defensive sack yards in a single season. With Donald's 20.5 sacks, the All-Pro defensive tackle was able to move offenses back a total of 183.5 yards and led the league in defensive sack yards by a player by 61.5 yards.

Donald (183.5) ended the 2018 regular season with more defensive sack yards than two teams - the Bengals (173.0) and Raiders (80.0).

### Most Defensive Sack Yards in a Single Season(All-Time)

Player, Year	Def. Sack Yards
1. Aaron Donald, 2018	183.5
2. Michael Strahan, 2001	177.5
3. Jason Taylor, 2002	162.5
4. DeMarcus Lawrence, 2017	160.0
5. Jared Allen, 2011	150.5

## CAN'T CATCH THIS

Since Defensive Coordinator Wade Phillips took over the Rams defense in 2017, the team ranks fourth in passes defended in the NFL with 167.

In the 2018 regular season, the Rams totaled 68 passes defended and was led by LB Cory Littleton with 13. Littleton is tied for the league lead amongst linebackers since 2017 with 19 passes defended.

### Most Passes Defended Since 2017

Team	Passes Defended
1. Baltimore Ravens	179
2. New Orleans Saints	173
3. Chicago Bears	172
4. Los Angeles Rams	167
5. Philadelphia Eagles	166

# RAMS DEFENSIVE NOTES



## LITTLE TO WORRY ABOUT

LB Cory Littleton has been active in pass defense dating back to the 2017 season, tied for the league lead amongst linebackers with 19 passes defended over 33 games played.

### Passes Defended By Linebackers Since 2017

Name	Passes Defended
1t. Cory Littleton, LA	19
1t. Alec Ogletree	19
3. Bobby Wagner, Sea	17
4. Deion Jones, Atl	16
5. Eric Kendricks, Min	15

Since 2018, Littleton's numbers are amongst the best of all defensive players. His 15 passes defended are tied for eighth in the league.

### Passes Defended Leaders Since 2018

Name	Passes Defended
1. Kyle Fuller, Chi	23
2. Stephon Gilmore, NE	20
3. Darius Slay, Det	18
4t. James Bradberry, Car	17
4t. Marlon Humphrey, Bal	17
4t. Kareem Jackson, Hou	17
7. Janoris Jenkins, NYG	16
8t. Steven Nelson, KC	15
8t. Cory Littleton, LAR	15
8t. Eddie Jackson, Chi	15
8t. Gareon Conley, Oak	15

## ANYTHING BUT LITTLE(TON)

LB Cory Littleton posted a career-high 14 tackles in the Rams Week 1 win over the Carolina Panthers. Additionally, Littleton added two passes defended, one forced fumble, one fumble recovery and an interception in the win.

During the 2018 campaign, Rams LB Cory Littleton led the team in total tackles (125). The third-year linebacker finished tied for the 10th-most tackles among all NFL defenders.

Littleton posted 13 passes defended last season, which was the most by a linebacker and tied for the 13th-most by any defender in 2018.



LB Cory Littleton

During the season finale against the 49ers, Littleton notched two interceptions of 49ers QB Nick Mullens, returning the latter 19 yards to the end zone for his first career pick-six.

Littleton also recorded at least five tackles and one pass defended in five of L.A.'s first six games of 2018.

In his 49 career regular season games played, Littleton has 19 passes defended, 11 tackles for loss, seven QB hits, 5.0 sacks, five interceptions, two forced fumbles and one fumble recovery.

## A LITTLE(TON) BIT OF EVERYTHING

In L.A.'s Week 1 contest against Carolina, LB Cory Littleton recorded an interception, forced a fumble and recovered a fumble. Littleton became the fourth Ram to accomplish the feat and the first to do it since the 2017 season when Trumaine Johnson also did it in the season opener.

### Rams With An Interception, Forced Fumble and Fumble Recovery in Single Game

Team	Week, Season
1. Cory Littleton	Week 1, 2019
2. Trumaine Johnson	Week 1, 2017
3. Oshiomogho Atogwe	Week 16, 2008
4. Aeneas Williams	Week 6, 2003

## SECOND-HALF TAKEAWAYS

The Los Angeles Rams defense made teams pay off turnovers, especially in the second half of games. In 2018, the Rams scored 62 of their points in the second half after forcing a turnover, which ranked them first in the league.

### Most Points From Turnovers in the 2nd Half of 2018 Games

Team	Points
1. Los Angeles Rams	62
2. Denver Broncos	61
3t. Chicago Bears	59
3t. New England Patriots	59
5. Cleveland Browns	49

## IT'S A RAPP ON DEFENSE

Rookie S Taylor Rapp was a force for the Rams' defense in Week 1, finishing the game with seven total tackles. The tally was tied for the third-most of any defensive substitute across the NFL.

### Week 1 Total Tackles By a Substitute

Name	Total Tackles
1. Brandon Facyson, LAC	9
2. Jayron Kearse, Min	8
3t. Siran Neal, Buf	7
3t. Taylor Rapp, LAR	7

Rapp was also one of the leading rookie tacklers in the league, finishing third and only four tackles behind Pittsburgh's Devin Bush (11).

### Week 1 Total Tackles By a Rookie

Name	Total Tackles
1. Devin Bush, Pit	11
2t. Cole Holcomb, Was	8
2t. Juan Thornhill, KC	8
4. Taylor Rapp, LAR	7
5t. Devin White, TB	6
5t. Maxx Crosby, Oak	6




# RAMS SPECIAL TEAMS NOTES



## A LEG UP IN THE SCORING COLUMN

Against Buffalo in the Rams 2016 Week 5 contest, K Greg Zuerlein made his 100th career field goal. He now has connected on 177 field goals and 222 PATs in his seven-year NFL career.



K Greg Zuerlein

Against the Cowboys in the 2017 Week 4 contest, Zuerlein booted the Rams to their third win of the season, accounting for 23 of the team's 35 points, connecting on 7-of-7 field goal attempts and 2-of-2 PATs. The seven made field goals established a franchise record for single-game field goals and his 23 points is the second-highest total for a Ram in a single game. Zuerlein tied Billy Cundiff for the third-most points by a kicker in a single game in NFL history, falling three points short of Rob Bironas' 26-point effort on 10/21/07. On the season, Zuerlein was 36-of-38 on field goal attempts and 35-of-36 on PATs.

Zuerlein's 97.4 percent PAT success rate is the fourth-highest percentage in franchise history. Zuerlein is the only kicker in franchise history that has kicked PATs from the 2-yard line and the 15-yard line.

In his career, Zuerlein has scored 765 points and connected on 180-of-216 FG attempts and 225-of-231 PATs.

Zuerlein ranks third in franchise history with 765 career points, and posted a personal-best 158 points, which was the most points by anyone during the 2017 regular season.

## GREG THE LEG

Rams K Greg "The Leg" Zuerlein is one of the most prolific long-distance kickers in NFL history and against the Bears in a 2018 Week 14 contest, set the franchise record for 50-plus yard field goals, connecting on his 27th from at least 50 yards. In his career, Zuerlein has hit 29-of-49 field goals from long distance.

At Minnesota (11/8/15), he broke his own team record with a 61-yard field goal. In the process, he became just the second kicker in NFL history to make two 60-yard field goals in a career, joining Sebastian Janikowski. Coincidentally, Rams Special Teams Coordinator John Fassel held the same position with the Raiders when Janikowski accomplished his feat.

Zuerlein owns five of the six longest field goals made in Rams history, and his 61-yard kick in Minnesota was the longest in the NFL during the 2015 season.

Zuerlein has been one of the best deep ball kickers in the league since he arrived in 2012. With 29 career kicks from 50 yards or more, Zuerlein is tied for the most field goals of 50 yards or more in team history.

He passed Josh Brown during the 2017 season to move into second on the Rams all-time scoring list. He has the fifth-most 50-yard field goals in the NFL since 2012. Justin Tucker has connected on a league-best 36 field goals from 50-plus since 2012.

Most FG made from 50 yards or more, Rams History		
Player	Years	FG Made
1t. Greg Zuerlein	2012-present	29
2. Jeff Wilkins	1997-07	26
3. Josh Brown	2008-11	15
4. Tony Zendejas	1991-94	8

## SPECIAL, SPECIAL TEAMS

Rams LB Cory Littleton blocked a punt in the 2018 Week 3 contest against the Los Angeles Chargers and against the 49ers in Week 7. His four blocked punts since the start of the 2017 season are the most in the NFL and is one of four players with four blocked punts since 2000.

During the 2017 season, Littleton was the first player to block multiple punts in a single season since 2014 when Tennessee's Jurrell Casey and Buffalo's Anthony Dixon each had two blocks.

Former DB Blake Countess returned a blocked punt for a touchdown vs. Philadelphia (12/10/17) and against the Los Angeles Chargers (9/23/18), becoming the first player to score on a blocked punt in consecutive seasons since Ed Reed returned three blocked punts for touchdowns during the 2002 and 2003 seasons.

The Rams were one-of-five teams in the NFL to block a punt during the 2017 season and they are the only team with multiple blocked punts, marking the 12th season in which a Rams team has blocked multiple punts in a single season. They are the first team to do so in franchise history since the 2003 Rams.

The 2017 Rams were the first team to block multiple punts and return them for touchdowns since 2014 when the Philadelphia Eagles (three) and Minnesota Vikings (two) achieved the feat. On the season, L.A. blocked three punts, one PAT and one field goal.

## JOHNNY BE GOOD!

In the Rams' 2018 Week 2 win over the Arizona Cardinals, P Johnny Hekker had to step in as the place kicker for the injured K Greg Zuerlein in addition to his punting duties.



P Johnny Hekker

Hekker made his first career field goal, a 20-yard attempt, connected on a point after try, recorded five kickoffs, two of which went for touchbacks and punted twice with a 41.0 net average.

Hekker joins Cardinals K Phil Dawson as the only active players with at least one made field goal and a touchdown pass.

In his career, Hekker has 545 punts with a 43.3 net average and 217 punts downed inside the 20-yard line, is one-of-one on field goal attempts and PATs and has completed 12-of-20 passing attempts for 168 yards, one touchdown and a 103.8 QB rating (including playoffs). Hekker recorded his first NFL rushing attempt on a fake field goal in a Week 9 game at New Orleans. Hekker gained three yards on the play and was marked just short of the line-to-gain.

# RAMS SPECIAL TEAMS NOTES



## RETURN ON INVESTMENT

Despite having five different players return a punt during the 2018 regular season, the Los Angeles Rams finished 10th in the NFL in punt return average (10.2 yards/return).

WR JoJo Natson returned 26 punts for 280 yards (10.8 yards/return) with 10 fair catches. Natson ranked seventh in the NFL amongst qualified punt returners in average return (10.8) and sixth in total punt return yards (280).



Returner JoJo Natson

Former WR Pharoah Cooper returned two punts for 12 yards (6.0 yards/return) with one fair catch. DB Marqui Christian returned a punt deflected by LB Cory Littleton 11 yards. WR Cooper Kupp returned one punt for four yards with three fair catches. WR Robert Woods has one fair catch on the season.

### 2018 Individual Punt Return Average Leaders

Team	Avg.
1t. Andre Roberts, NYJ	14.1
1t. Dwayne Harris, Oak	14.1
3. Desmond King II, LAC	13.8
4. Cyrus Jones, NE/Bal	13.2
5. Tarik Cohen, KC	12.5
6. Marcus Sherels, Min.	12.0
7. <b>JoJo Natson, LA</b>	<b>10.8</b>

### 2018 Individual Punt Return Yardage Leaders

Team	Yards
1. Tarik Cohen, Chi	411
2. Andre Roberts, NYJ	324
3. Desmond King II, LAC	318
4. Cyrus Jones, NE/Bal	304
5. Dwayne Harris, Oak	281
6. <b>JoJo Natson, LA</b>	<b>280</b>
7. Marcus Sherels, Min	276

### 2018 Team Punt Return Average Leaders

Team	Avg.
1. New York Jets	13.0
2. Chicago Bears	12.5
3. Kansas City Chiefs	11.9
4. Oakland Raiders	11.6
5. Baltimore Ravens	11.5
6. Minnesota Vikings	10.9
7. Cincinnati Bengals	10.7
8t. Los Angeles Chargers	10.5
8t. Miami Dolphins	10.5
10. <b>Los Angeles Rams</b>	<b>10.2</b>

## FAKE IT 'TIL YOU MAKE IT

Rams Special Teams Coordinator John Fassel has been finding ways to scheme against opponents since joining the team in 2012. Fassel has attempted 20 fake plays (18 punts, one field goal, one PAT) and has successfully converted on 12 of them - 10 fake punts, one field goal and one PAT. Since then, the Rams have a fake play success rate of 60 percent. Additionally, the special teams unit scored a touchdown in 2012 and a two-point conversion in 2014 off of fake play calls.

The Rams special teams have averaged over 15 yards per play on their 10 successful fake punts since 2012.

### Fassel's Fake Play Success By Season

Season	Fake Success/Attempts
2012	3/3
2013	0/2
2014	3/3
2015	1/2
2016	1/2
2017	1/3
2018	3/5

## JOHNNY ON THE SPOT

P Johnny Hekker posted the third-best net average in NFL history with a 44.3 net average during the 2017 regular season, the second-best average of Hekker's career. Tennessee punter Brett Kern led the league in 2017 with a 44.6-yard net average.

Hekker enjoyed a record-breaking 2016 season, recording the most punts downed inside opponents' 20-yard line in NFL history. Additionally, Hekker broke his own NFL single-season net punting average record (46.0). Hekker booted a then career-long 75-yard punt against the Carolina Panthers in the Rams' 2016 Week 9 contest, and bested himself a week later with a 78-yarder against the New York Jets.

The Oregon State product finished the 2016 season with 98 punts, a 47.8-yard gross punting average, 51 punts inside opponents 20-yard line with only one touchback. As a unit, the Rams punt coverage team limited opponents to 152 return yards on 35 attempts and limited opponents to a league-best 4.3-yard average. With the outstanding coverage unit and directional punting, Hekker posted a 46.0-yard net average on the season, the best in NFL history.

Hekker led the NFL in 2015 in net average (43.7), gross average (47.9) and punts downed inside the opponents' 20 yard-line (41). Since the NFL began tracking punts inside 20 yard-line in 1976, Hekker is the first player to lead the league in gross, net and punts placed inside the 20-yard line in the same season.

### Highest Net Punting Average in a Season (Since 1976)

Player	Punts	Net Avg
1. Johnny Hekker, LA - 2016	98	46.0
2. Brett Kern, Ten - 2017	75	44.6
3. <b>Johnny Hekker - LA - 2017</b>	<b>65</b>	<b>44.3</b>
4t. <b>Johnny Hekker, LA- 2013</b>	<b>78</b>	<b>44.2</b>
4t. Sam Martin, Det - 2016	62	44.2
5. Andy Lee, SF - 2011	78	44.0

## HE'S WORTH AN ARM AND A LEG

Since entering the league in 2012, Rams P Johnny Hekker has been utilized as a weapon on special teams in a variety of ways, including with his arm. To date including playoffs, Hekker has attempted 20 passes, completing 12 of them for 156 yards and a 102.1 passer rating. He has completed at least one pass in six-of-seven seasons, including the last five in a row. Hekker set a single-season high for completions (3) in his rookie year in 2012.

### Johnny Hekker Career Passing (2012-present)

Player	Comp/Att.	Yards	TDs	QB Rating
Johnny Hekker	12/20	168	1	103.8

Hekker's 12 completions have gone to 11 different players and 11-of-12 have been successful first down conversions, most recently to CB Sam Shields in a clutch fake punt in the 2018 NFC Championship. The Rams punter also completed a pass for a successful two-point conversion in 2014.

### Johnny Hekker Career Completions

Play (Year)	Qtr.	Down/Distance
12 yards to Sam Shields (2018)	2	4th-and-5
7 yards to Gerald Everett (2018)	2	4th-and-7
12 yards to Sam Shields (2018)	2	4th-and-3
6 yards to Pharoah Cooper (2017)	2	4th-and-7
28 yards to Josh Reynolds (2017)	4	4th-and-6
4 yards to Chase Reynolds (2016)	3	4th-and-1
20 yards to Cody Davis (2015)	3	4th-and-2
19 yards to Stedman Bailey (2014)	4	4th-and-4
18 yards to Benny Cunningham (2014)	4	4th-and-3
21 yards to Rodney McLeod (2012)	2	4th-and-4
19 yards to Lance Kendricks (2012)	4	4th-and-8
2-yard TD to Danny Amendola (2012)	2	4th-and-2

# RAMS SPECIAL TEAMS NOTES



## FLIPPING FIELDS

P Johnny Hekker continues to be not only one of the most accurate punters in the NFL, but has developed into a complete special teams weapon at flipping the field.

Hekker became the first punter in the NFL to record a 75-plus yard punt in back-to-back games since Patriots' P Luke Prestridge in 1984.

The Oregon State product established a career-long 75-yard punt in the team's 2016 Week 9 contest against the Carolina Panthers, a record that stuck for a week before he booted a 78-yarder against the New York Jets in the Rams' Week 10 contest. On the season, Hekker had three punts over 75 yards.

There were only nine 70-plus yard punts during the 2016 NFL campaign, Hekker and Jaguars' Brad Norton each had a 78-yarder to their name. There had not been one 70-yard punt through the first three weeks of the 2017 season.

Hekker's 46.0-yard net average led the league in 2016, and ranks first in NFL history for a single season. Previously, the 16-game record was 44.2, a record Hekker himself set in 2013.

Since the NFL went to a 16-game season in 1978, the lowest opponent punt return average, with a minimum of 25 returns, is 2.6 yards, set by the Rams in 2013. The 2016 version of the Rams saw its opponents return 35 punts for just a 4.3 yards per return average.

### Longest Punts Since 2012

Player, Team	Distance
1. Robert Malone, NYJ	84
2t. Jordan Berry, Pit	79
2t. Drew Butler, Pit	79
2t. Brett Kern, Ten	79
2t. Britton Colquitt, Cle	79
<b>6t. Johnny Hekker, LA</b>	<b>78</b>
6t. Brad Nortman, Jax	78



P Johnny Hekker

## ONE 'HEK' OF A RECORD

P Johnny Hekker went on a 13-game streak without a touchback, the longest of his career. He had previously posted two separate nine-game streaks without a touchback.

In the team's 2016 Week 16 game against the San Francisco 49ers, Hekker recorded four punts inside the 20-yard line, moving him in to sole possession of the single-season record with 51 punts downed inside opponents' 20-yard line. The punts downed inside the 20 aided his 46.0 net yard average, the best in league history.



P Johnny Hekker

The record was previously held by Arizona punter Dave Zastudil, who amassed 46 punts inside opponents territory during the 2012 season. Zastudil needed 112 punting attempts to reach the record and also recorded eight touchbacks. Hekker reached 51 punts inside the 20 with 98 punting attempts and only committed one touchback during the 2016 season. Hekker punted a career-high 98 times in 2016.

### Single-Season Punts Inside the 20 Record

Player	Punts	Inside 20
<b>1. Johnny Hekker, LA - 2016</b>	<b>98</b>	<b>51</b>
2. Dave Zastudil, Ari - 2012	112	46
3. Dustin Colquitt, KC - 2012	83	45

## SHORT CHANGED RETURN

The Rams allowed their opponents 8.7 yards per punt return during the 2018 regular season on only 12 opponent punt returns. Hekker posted a net punting average of 43.0 yards in 2018.

Hekker and the Rams coverage units have backed opponents up deep in their own territory and limited opponents to average just 6.5 yards per punt return, which is the lowest average in the NFL since the start of the 2012 season.



LS Jake McQuaide

The Rams special teams units have flourished since Special Teams Coordinator John Fassel took over prior to the 2012 season.

During the 2017 regular season, the Rams opponents averaged 6.1 yards per return, the ninth-best mark in the league, while P Johnny Hekker's 44.3 net yard average was the second-best total last season.

### 2012-Present Team Punting Leaders Avg. Opp. Return

<b>1. Los Angeles Rams</b>	<b>6.5</b>
2. Kansas City Chiefs	7.3
3. San Francisco 49ers	7.4
4. Minnesota Vikings	7.5
5. New England Patriots	7.6

## GAME-WINNING GREG

Since joining the Rams in 2012 as a sixth-round selection, K Greg Zuerlein has been clutch when it counts. The 2018 Pro Bowler has completed eight game-winning field goals for the Rams in his career and holds an average of 43.75 yards per game-deciding field goal.

### Greg Zuerlein's Career Game-Winning Field Goals

Year, Week, Opponent	Distance
2012, Week 13, vs. San Francisco 49ers	54 yards
2013, Week 1, vs. Arizona Cardinals	48 yards
2014, Week 2, at Tampa Bay Buccaneers	38 yards
2014, Week 9, at San Francisco 49ers	39 yards
2015, Week 1, vs. Seattle Seahawks	37 yards
2016, Week 10, at New York Jets	34 yards
2018, Week 8, vs. Green Bay Packers	43 yards
2018, NFC Champ. at New Orleans Saints	57 yards

# LOS ANGELES RAMS STATISTICS



# RAMS 2019 STATS



Won 1, Lost 0

9/8 W 30-27

at Carolina Panthers

	Rams	Opponent
<b>Total First Downs</b>	<b>22</b>	<b>21</b>
Rushing	9	8
Passing	12	13
Penalty	1	0
3rd Down: Made/Att	9/17	5/11
3rd Down Pct.	52.9%	45.5%
4th Down: Made/Att	0/0	0/0
4th Down Pct.	0.0	0.0
<b>Possession Avg.</b>	<b>33:16</b>	<b>26:44</b>
<b>Total Net Yards</b>	<b>349</b>	<b>343</b>
Avg. Per Game	349.0	343.0
Total Plays	72	64
Avg. Per Play	4.8	5.4
<b>Net Yards Rushing</b>	<b>166</b>	<b>127</b>
Avg. Per Game	166.0	127.0
Total Rushes	32	23
<b>Net Yards Passing</b>	<b>183</b>	<b>216</b>
Avg. Per Game	183.0	216.0
Sacked/Yards Lost	1/3	3/23
Gross Yards	186	239
Attempts/Completions	39/23	38/25
Completion Pct.	59.0%	65.8%
Had Intercepted	1	1
<b>Punts/Average</b>	<b>4/34.5</b>	<b>4/48.3</b>
<b>Net Punting Avg.</b>	<b>28.5</b>	<b>38.5</b>
<b>Penalties/Yards</b>	<b>5/43</b>	<b>6/46</b>
<b>Fumbles/Ball Lost</b>	<b>1/0</b>	<b>2/2</b>
<b>Touchdowns</b>	<b>3</b>	<b>3</b>
Rushing	2	3
Passing	1	0
Returns	0	1

Score By Periods	Q1	Q2	Q3	Q4	OT	Pts
Rams	0	13	10	7	0	30
Opponents	0	3	10	14	0	27

Scoring	TD	Ru	Pa	Rt	PAT	FG	2Pt	Pts
G.Zuerlein	0	0	0	0	3/3	3/4	0	12
M.Brown	2	2	0	0	0/0	0/0	0	12
T.Higbee	1	0	1	0	0/0	0/0	0	6
<b>Rams</b>	<b>3</b>	<b>2</b>	<b>1</b>	<b>0</b>	<b>3/3</b>	<b>3/4</b>	<b>0</b>	<b>30</b>
<b>Opponents</b>	<b>3</b>	<b>3</b>	<b>0</b>	<b>0</b>	<b>3/3</b>	<b>2/3</b>	<b>0</b>	<b>27</b>

2-Pt. Conversions: Rams 0/0, Opponents: 0/0  
 Sacks: D.Fowler 2.0, C. Matthews 1.0  
 Team: 3.0, Opponents: 1.0

Rushing	No.	Yds	Avg	Long	TD
T.Gurley II	14	97	6.9	25	0
M.Brown	11	53	4.8	17	2
R.Woods	2	16	8.0	20	0
J.Goff	4	0	0.0	3	0
D.Henderson	1	0	0.0	0	0
<b>Rams</b>	<b>32</b>	<b>166</b>	<b>5.2</b>	<b>25</b>	<b>2</b>
<b>Opponents</b>	<b>23</b>	<b>127</b>	<b>5.5</b>	<b>23</b>	<b>3</b>

Receiving	No.	Yds	Avg	Long	TD
R.Woods	8	70	8.8	22	0
C.Kupp	7	46	6.6	10	0
T.Higbee	4	20	5.0	6	1
B.Cooks	2	39	19.5	24	0
G.Everett	1	7	7.0	7	0
T.Gurley II	1	4	4.0	4	0
J.Reynolds	0	0	0.0	0	0
<b>Rams</b>	<b>23</b>	<b>186</b>	<b>8.1</b>	<b>24</b>	<b>1</b>
<b>Opponents</b>	<b>25</b>	<b>239</b>	<b>9.6</b>	<b>17</b>	<b>0</b>

Interceptions	No.	Yds	Avg	Long	TD
C.Littleton	1	26	26.0	26	0
<b>Rams</b>	<b>1</b>	<b>26</b>	<b>26.0</b>	<b>26</b>	<b>0</b>
<b>Opponents</b>	<b>1</b>	<b>0</b>	<b>0.0</b>	<b>0</b>	<b>0</b>

Punting	No	Yds	Avg	Net	TB	In	Lg	B
J.Hekker	3	138	46.0	28.5	0	0	68	1
<b>Rams</b>	<b>4</b>	<b>138</b>	<b>34.5</b>	<b>28.5</b>	<b>0</b>	<b>0</b>	<b>68</b>	<b>1</b>
<b>Opponents</b>	<b>4</b>	<b>193</b>	<b>48.3</b>	<b>38.5</b>	<b>1</b>	<b>1</b>	<b>58</b>	<b>0</b>

Punt Returns	Ret	FC	Yds	Avg	Long	TD
J.Natson	2	1	19	9.5	16	0
<b>Rams</b>	<b>2</b>	<b>1</b>	<b>19</b>	<b>9.5</b>	<b>16</b>	<b>0</b>
<b>Opponents</b>	<b>2</b>	<b>0</b>	<b>24</b>	<b>12.0</b>	<b>13</b>	<b>0</b>

Kickoff Returns	No.	Yds	Avg	Long	TD
N/A	-	-	-	-	-
<b>Rams</b>	<b>0</b>	<b>0</b>	<b>0.0</b>	<b>0</b>	<b>0</b>
<b>Opponents</b>	<b>2</b>	<b>51</b>	<b>25.5</b>	<b>26</b>	<b>0</b>

Field Goals	1-19	20-29	30-39	40-49	50+
G.Zuerlein	0/0	1/1	0/0	1/2	1/1
<b>Rams</b>	<b>0/0</b>	<b>1/1</b>	<b>0/0</b>	<b>1/2</b>	<b>1/1</b>
<b>Opponents</b>	<b>0/0</b>	<b>0/0</b>	<b>0/0</b>	<b>1/1</b>	<b>1/2</b>

Fumbles Lost: **Total: 0**  
 Opponent Fumble Recoveries: C. Littleton 1, S Ebukam 1  
**Total: 2**

Passing	Att	Cmp	Yds	Cmp%	Yds/Att	TD	TD%	Int	Int%	Long	Sack /Lost	Rating
J.Goff	39	23	186	59.0%	4.8	1	2.6%	1	2.6%	24	1/3	69.0
<b>Rams</b>	<b>39</b>	<b>23</b>	<b>186</b>	<b>59.0%</b>	<b>4.8</b>	<b>1</b>	<b>2.6%</b>	<b>1</b>	<b>2.6%</b>	<b>24</b>	<b>1/3</b>	<b>69.0</b>
<b>Opponents</b>	<b>38</b>	<b>25</b>	<b>239</b>	<b>65.8%</b>	<b>6.3</b>	<b>0</b>	<b>0.0%</b>	<b>1</b>	<b>2.6%</b>	<b>17</b>	<b>3/23</b>	<b>72.1</b>

# RAMS 2019 DEFENSIVE STATS



Player	Total	Solo	Assisted	Sacks	Sack Yds	FF	PD	Int.	Safeties	QBH	TFL
Cory Littleton	14	8	6	0.0	0.0	1	2	1	0	0	0
John Johnson III	11	6	5	0.0	0.0	0	0	0	0	0	1
Taylor Rapp	7	3	4	0.0	0.0	0	0	0	0	0	0
Eric Weddle	6	2	4	0.0	0.0	0	0	0	0	0	0
Marqui Christian	4	2	2	0.0	0.0	0	0	0	0	0	0
Marcus Peters	4	2	2	0.0	0.0	0	0	0	0	0	0
Clay Matthews	3	2	1	1.0	6.0	0	0	0	0	1	1
Bryce Hager	3	1	2	0.0	0.0	0	0	0	0	0	0
Dante Fowler Jr.	2	2	0	2.0	17.0	0	0	0	0	3	2
Michael Brockers	2	2	0	0.0	0.0	0	0	0	0	0	0
Nickell Robey-Coleman	2	2	0	0.0	0.0	0	0	0	0	0	0
Aaron Donald	1	1	0	0.0	0.0	0	0	0	0	1	0
Samson Ebukam	1	1	0	0.0	0.0	1	0	0	0	0	0
Morgan Fox	1	1	0	0.0	0.0	0	0	0	0	0	0
Aqib Talib	1	0	1	0.0	0.0	0	1	0	0	0	0
<b>Total</b>	<b>62</b>	<b>35</b>	<b>27</b>	<b>3.0</b>	<b>23.0</b>	<b>2</b>	<b>3</b>	<b>1</b>	<b>0</b>	<b>5</b>	<b>4</b>
<b>Opponent</b>	<b>60</b>	<b>41</b>	<b>19</b>	<b>1.0</b>	<b>3.0</b>	<b>0</b>	<b>1</b>	<b>6</b>	<b>0</b>	<b>6</b>	<b>4</b>

# 2019 SPECIAL TEAMS TACKLES



Player	Total	Solo	Assisted
Troy Hill	2	0	2
Taylor Rapp	1	1	0
Johnny Hekker	1	1	0
Marqui Christian	1	0	1
Bryce Hager	1	0	1
Malcolm Brown	1	0	1
Troy Reeder	1	0	1

# LOS ANGELES RAMS ROSTER



---

# LOS ANGELES RAMS PRONUNCIATION

---



66	Austin <b>BLYTHE</b> .....	BLY-th
41	<b>MARQUI</b> Christian.....	MAR-key
64	<b>JAMIL DEMBY</b> .....	JAH-meal/Dem-BEE
50	Samson <b>EBUKAM</b> .....	ay-BOO-kahm
30	Todd <b>GURLEY II</b> .....	GUR-lee
79	Rob <b>HAVENSTEIN</b> .....	HAY-vin-stine
48	<b>TRAVIN</b> Howard.....	TRAY-vin
44	Jake <b>McQUAIDE</b> .....	Mc-KWAYD
45	<b>OGBONNIA OKORONKWO</b> .....	o-BO-ny-uh/o-kor-RON-kwo
57	<b>NATREZ</b> Patrick.....	NUH-trez
23	<b>NICKELL ROBEY</b> -Coleman.....	Nick-ELL/Robe-EE
21	<b>AQIB TALIB</b> .....	UH-keep/TUH-leeb
14	<b>NSIMBA</b> Webster.....	Simba (silent N)
4	Greg <b>ZUERLEIN</b> .....	ZURR-line



# LOS ANGELES RAMS UNOFFICIAL DEPTH CHART



Unofficial Depth Chart as of 9/2/19

## OFFENSE

Underlined denotes rookies

---

<b>WR</b> 18 Cooper Kupp	19 JoJo Natson	
<b>TE</b> 89 Tyler Higbee	81 Gerald Everett	82 Johnny Mundt
<b>LT</b> 77 Andrew Whitworth	73 <u>David Edwards</u>	
<b>LG</b> 70 Joe Noteboom	64 Jamil Demby	
<b>C</b> 55 Brian Allen	65 Coleman Shelton	
<b>RG</b> 66 Austin Blythe		
<b>RT</b> 79 Rob Havenstein	71 <u>Bobby Evans</u>	
<b>WR</b> 12 Brandin Cooks	88 Michael Thomas	
<b>WR</b> 17 Robert Woods	83 Josh Reynolds	14 <u>Nsimba Webster</u>
<b>QB</b> 16 Jared Goff	5 Blake Bortles	
<b>HB</b> 30 Todd Gurley II	34 Malcolm Brown	27 <u>Darrell Henderson Jr.</u>

## DEFENSE

---

<b>DE</b> 90 Michael Brockers	97 Morgan Fox	
<b>NT</b> 69 Sebastian Joseph-Day	91 <u>Greg Gaines</u>	
<b>DT</b> 99 Aaron Donald	92 Tanzel Smart	
<b>WILL</b> 56 Dante Fowler Jr.	50 Samson Ebukam	45 Ogbonnia Okoronkwo
<b>OLB</b> 52 Clay Matthews	57 <u>Natrez Patrick</u>	
<b>ILB</b> 58 Cory Littleton	48 Travin Howard	
<b>ILB</b> 54 Bryce Hager	51 <u>Troy Reeder</u>	
<b>LCB</b> 22 Marcus Peters	23 Nickell Robey-Coleman	31 Darius Williams
<b>RCB</b> 21 Aqib Talib	20 Troy Hill	25 <u>David Long Jr.</u>
<b>SS</b> 43 John Johnson III	24 <u>Taylor Rapp</u>	
<b>FS</b> 32 Eric Weddle	26 Marqui Christian	33 <u>Nick Scott</u>

## SPECIALISTS

---

<b>P</b> 6 Johnny Hekker
<b>K</b> 4 Greg Zuerlein
<b>H</b> 6 Johnny Hekker
<b>LS</b> 44 Jake McQuaide
<b>PR</b> 19 JoJo Natson
<b>KR</b> 19 JoJo Natson

# LOS ANGELES RAMS ALPHABETICAL ROSTER



NO.	PLAYER	POS	HT	WT	DOB	AGE	EXP	COLLEGE	H.S. HOMETOWN	ACQUIRED
55	Allen, Brian	C	6-2	303	10/11/1995	23	2	Michigan State	Hinsdale, Ill.	D4A-'18
66	Blythe, Austin	OL	6-3	298	6/16/1992	27	4	Iowa	Williamsburg, Iowa	W(IND)-'17
5	Bortles, Blake	QB	6-5	236	4/28/1992	27	6	Central Florida	Oviedo, Fla.	FA-'19
90	Brockers, Michael	DL	6-5	305	12/21/1990	28	8	LSU	Houston, Texas	D1-'12
34	Brown, Malcolm	RB	5-11	222	5/15/1993	26	4	Texas	Cibolo, Texas	FA-'15
26	Christian, Marqui	S	5-11	207	10/27/1994	24	4	Midwestern State	Spring, Texas	W(AZ) - '16
12	Cooks, Brandin	WR	5-10	183	9/25/1993	25	6	Oregon State	Stockton, Calif.	T(NE) - '18
64	Demby, Jamil	OL	6-5	321	6/20/1996	23	1	Maine	Vineland, N.J.	D6B-'18
99	Donald, Aaron	DL	6-1	280	5/23/1991	28	6	Pittsburgh	Pittsburgh, Pa.	D1B-'14
50	Ebukam, Samson	OLB	6-3	245	5/9/1995	24	3	Eastern Washington	Portland, Ore.	D4B-'17
73	Edwards, David	T	6-6	308	3/20/1997	22	R	Wisconsin	Downers Grove, Ill.	D5-'19
71	Evans, Bobby	T	6-4	312	3/24/1997	22	R	Oklahoma	Allen, Texas	D3C-'19
81	Everett, Gerald	TE	6-3	240	6/25/1994	25	3	South Alabama	Decatur, Ga.	D2-'17
56	Fowler Jr., Dante	OLB	6-3	255	8/3/1994	25	5	Florida	St. Petersburg, Fla.	T(JAX)-'18
97	Fox, Morgan	DE	6-3	275	9/12/1994	24	3	Colorado State Pueblo	Colorado Springs, Colo	FA-'16
91	Gaines, Greg	DT	6-1	312	5/6/1996	23	R	Washington	La Habra, Calif.	D4-'19
16	Goff, Jared	QB	6-4	222	10/14/1994	24	4	California	Novato, Calif.	D1-'16
30	Gurley II, Todd	RB	6-1	224	8/3/1994	25	5	Georgia	Tarboro, N.C.	D1-'15
54	Hager, Bryce	LB	6-1	237	5/4/1992	27	5	Baylor	Austin, Texas	D7A-'15
79	Havenstein, Rob	T	6-8	330	5/13/1992	27	5	Wisconsin	Mount Airy, Md.	D2-'15
6	Hekker, Johnny	P	6-5	241	2/8/1990	29	8	Oregon State	Bothell, Wash.	FA-'12
27	Henderson Jr., Darrell	RB	5-8	208	8/19/1997	22	R	Memphis	Batesville, Miss.	D3A-'19
89	Higbee, Tyler	TE	6-6	255	1/11/1993	26	4	Western Kentucky	Clearwater, Fla.	D4A-'16
20	Hill, Troy	CB	5-11	183	8/29/1991	28	5	Oregon	Youngstown, Ohio	W(NE) - '15
48	Howard, Travin	LB	6-1	219	5/10/1996	23	1	Texas Christian	Longview, Texas	D7A-'18
43	Johnson III, John	S	6-0	209	12/19/1995	23	3	Boston College	West Hyattsville, Md.	D3B-'17
69	Joseph-Day, Sebastian	DT	6-4	310	3/21/1995	24	1	Rutgers	Stroudsburg, Pa.	D6C-'18
18	Kupp, Cooper	WR	6-2	208	6/15/1993	26	3	Eastern Washington	Yakima, Wash.	D3A-'17
58	Littleton, Cory	LB	6-3	228	11/18/1993	25	4	Washington	Spring Valley, Calif.	FA-'16
25	Long Jr., David	CB	5-11	196	2/6/1998	21	R	Michigan	Los Angeles, Calif.	D3B-'19
52	Matthews, Clay	LB	6-3	255	5/14/1986	33	11	Southern California	Agoura Hills, Calif.	FA-'19
44	McQuaide, Jake	LS	6-2	235	12/7/1987	31	9	Ohio State	Cincinnati, Ohio	FA-'11
82	Mundt, Johnny	TE	6-4	233	11/23/1994	24	2	Oregon	Modesto, Calif.	FA-'17
19	Natson, JoJo	WR	5-7	153	2/1/1994	25	3	Akron	Fort Lauderdale, Fla.	FA-'18
70	Noteboom, Joe	OL	6-5	321	6/19/1995	24	2	Texas Christian	Plano, Texas	D3-'18
45	Okoronkwo, Ogbonnia	OLB	6-2	253	4/24/1995	24	1	Oklahoma	Houston, Texas	D5B-'18
57	Patrick, Natrez	LB	6-3	242	7/9/1997	22	R	Georgia	Atlanta, Ga.	FA-'19
22	Peters, Marcus	CB	6-0	195	1/9/1993	26	5	Washington	Oakland, Calif.	T(KC)-'18
24	Rapp, Taylor	S	6-0	208	12/22/1997	21	R	Washington	Bellingham, Wash.	D2-'19
51	Reeder, Troy	LB	6-3	245	9/13/1994	24	R	Delaware	Hockessin, Del.	FA-'19
83	Reynolds, Josh	WR	6-3	196	2/16/1995	24	3	Texas A&M	San Antonio, Texas	D4A-'17
23	Robey-Coleman, Nickell	CB	5-8	180	1/17/1992	27	7	Southern California	Frostproof, Fla.	FA-'17
33	Scott, Nick	S	5-11	201	5/17/1995	24	R	Penn State	Fairfax, Va.	D7A-'19
65	Shelton, Coleman	C	6-4	299	7/28/1995	24	1	Washington	Pasadena, Calif.	FA-'19
92	Smart, Tanzel	DT	6-1	295	11/6/1994	24	2	Tulane	Baton Rouge, La.	D6A-'17
21	Talib, Aqib	CB	6-1	209	2/13/1986	33	12	Kansas	Richardson, Texas	T(DEN)-'18
88	Thomas, Michael	WR	6-1	189	8/16/1994	25	3	Southern Mississippi	Chicago, Ill.	D6C-'16
14	Webster, Nsimba	WR	5-10	180	1/27/1996	23	R	Eastern Washington	Antioch, Calif	FA-'19
32	Weddle, Eric	S	5-11	195	1/4/1985	34	13	Utah	Rancho Cucamonga, Calif.	FA-'19
77	Whitworth, Andrew	T	6-7	330	12/12/1981	37	14	LSU	Monroe, La.	FA-'17
31	Williams, Darius	DB	5-9	187	3/15/1993	26	2	Alabama-Birmingham	Jacksonville, Fla.	W(BAL)-'18
17	Woods, Robert	WR	6-0	195	4/10/1992	27	7	Southern California	Gardena, Calif.	FA-'17
4	Zuerlein, Greg	K	6-0	191	12/27/1987	31	8	Missouri Western	Lincoln, Neb.	D6-'12

Active Roster: 53

## Practice Squad

47	Allen, Dakota	LB	6-1	232	11/2/1995	23	R	Texas Tech	Humble, Texas	D7B-'19
86	Blanton, Kendall	TE	6-6	262	11/10/1995	23	R	Missouri	Blue Springs, Mo.	FA-'19
67	Brewer, Chandler	G	6-6	320	6/12/1997	22	R	Middle Tennessee State	Florence, Ala.	FA-'19
93	Copeland, Marquise	DT	6-2	287	5/9/1997	22	R	Cincinnati	Cleveland, Ohio	FA-'19
38	Deayon, Dont'e	DB	5-9	159	1/28/1994	25	3	Boise State	Rialto, Calif.	FA-'18
96	Durham, Landis	OLB	6-3	255	8/31/1997	22	R	Texas A&M	Plano, Texas	FA-'19
39	Gervase, Jake	S	6-1	212	9/18/1995	23	R	Iowa	Davenport, Iowa	FA-'19
42	Kelly, John	RB	5-10	205	10/4/1996	22	2	Tennessee	Detroit, Mich.	D6A-'18
61	Kolone, Jeremiah	OL	6-3	316	10/23/1994	24	1	San Jose State	Fallbrook, Calif.	FA-'19
9	Wolford, John	QB	6-1	200	10/16/1995	23	1	Wake Forest	Jacksonville, Fla.	FA-'19

Practice Squad: 10

## Reserve/Injured

42	Carraway, Josh	LB	6-3	242	4/13/1994	25	1	Texas Christian	Flower Mound, Texas	FA-'19
59	Kiser, Micah	LB	6-0	244	1/25/1995	24	2	Virginia	Baltimore, Md.	D5A-'18
53	Lawler, Justin	DL	6-4	265	12/23/1994	24	2	SMU	Pottsboro, Texas	D7B-'18

# LOS ANGELES RAMS NUMERICAL ROSTER



NO.	PLAYER	POS	HT	WT	DOB	AGE	EXP	COLLEGE	H.S. HOMETOWN	ACQUIRED
4	Greg Zuerlein	K	6-0	191	12/27/1987	31	8	Missouri Western	Lincoln, Neb.	D6-'12
5	Blake Bortles	QB	6-5	236	4/28/1992	27	6	Central Florida	Oviedo, Fla.	FA-'19
6	Johnny Hekker	P	6-5	241	2/8/1990	29	8	Oregon State	Bothell, Wash.	FA-'12
12	Brandin Cooks	WR	5-10	183	9/25/1993	25	6	Oregon State	Stockton, Calif.	T(NE) - '18
14	Nsimba Webster	WR	5-10	180	1/27/1996	23	R	Eastern Washington	Antioch, Calif	FA-'19
16	Jared Goff	QB	6-4	222	10/14/1994	24	4	California	Novato, Calif.	D1-'16
17	Robert Woods	WR	6-0	195	4/10/1992	27	7	Southern California	Gardena, Calif	FA-'17
18	Cooper Kupp	WR	6-2	208	6/15/1993	26	3	Eastern Washington	Yakima, Wash.	D3A-'17
19	JoJo Natson	WR	5-7	153	2/1/1994	25	3	Akron	Fort Lauderdale, Fla.	FA-'18
20	Troy Hill	CB	5-11	183	8/29/1991	28	5	Oregon	Youngstown, Ohio	W(NE) - '15
21	Aqib Talib	CB	6-1	209	2/13/1986	33	12	Kansas	Richardson, Texas	T(DEN)-'18
22	Marcus Peters	CB	6-0	195	1/9/1993	26	5	Washington	Oakland, Calif.	T(KC)-'18
23	Nickell Robey-Coleman	CB	5-8	180	1/17/1992	27	7	Southern California	Frostproof, Fla.	FA-'17
24	Taylor Rapp	S	6-0	208	12/22/1997	21	R	Washington	Bellingham, Wash.	D2-'19
25	David Long Jr.	CB	5-11	196	2/6/1998	21	R	Michigan	Los Angeles, Calif.	D3B-'19
26	Marqui Christian	S	5-11	207	10/27/1994	24	4	Midwestern State	Spring, Texas	W(AZ) - '16
27	Darrell Henderson Jr.	RB	5-8	208	8/19/1997	22	R	Memphis	Batesville, Miss.	D3A-'19
30	Todd Gurley II	RB	6-1	224	8/3/1994	25	5	Georgia	Tarboro, N.C.	D1-'15
31	Darrious Williams	DB	5-9	187	3/15/1993	26	2	Alabama-Birmingham	Jacksonville, Fla.	W(BAL)-'18
32	Eric Weddle	S	5-11	195	1/4/1985	34	13	Utah	Rancho Cucamonga, Calif.	FA-'18
33	Nick Scott	S	5-11	201	5/17/1995	24	R	Penn State	Fairfax, Va.	D7A-'19
34	Malcolm Brown	RB	5-11	222	5/15/1993	26	4	Texas	Cibolo, Texas	FA-'15
43	John Johnson III	S	6-0	209	12/19/1995	23	3	Boston College	West Hyattsville, Md.	D3B-'17
44	Jake McQuaide	LS	6-2	235	12/7/1987	31	9	Ohio State	Cincinnati, Ohio	FA-'11
45	Ogbonnia Okoronkwo	OLB	6-2	253	4/24/1995	24	1	Oklahoma	Houston, Texas	D5B-'18
48	Travin Howard	LB	6-1	219	5/10/1996	23	1	Texas Christian	Longview, Texas	D7A-'18
50	Samson Ebukam	OLB	6-3	245	5/9/1995	24	3	Eastern Washington	Portland, Ore.	D4B-'17
51	Troy Reeder	LB	6-3	245	9/13/1994	24	R	Delaware	Hockessin, Del.	FA-'19
52	Clay Matthews	LB	6-3	255	5/14/1986	33	11	Southern California	Agoura Hills, Calif.	FA-'19
54	Bryce Hager	LB	6-1	237	5/4/1992	26	5	Baylor	Austin, Texas	D7A-'15
55	Brian Allen	C	6-2	303	10/11/1995	23	2	Michigan State	Hinsdale, Ill.	D4A-'18
56	Dante Fowler Jr.	OLB	6-3	255	8/3/1994	25	5	Florida	St. Petersburg, Fla.	T(JAX)-'18
57	Natrez Patrick	LB	6-3	242	7/9/1997	22	R	Georgia	Atlanta, Ga.	FA-'19
58	Cory Littleton	LB	6-3	228	11/18/1993	25	4	Washington	Spring Valley, Calif.	FA-'16
64	Jamil Demby	OL	6-5	321	6/20/1996	23	1	Maine	Vineland, N.J.	D6B-'18
65	Coleman Shelton	C	6-4	299	7/28/1995	24	1	Washington	Pasadena, Calif.	FA-'19
66	Austin Blythe	OL	6-3	298	6/16/1992	27	4	Iowa	Williamsburg, Iowa	W(IND)-'17
69	Sebastian Joseph-Day	DT	6-4	310	3/21/1995	24	1	Rutgers	Stroudsburg, Pa.	D6C-'18
70	Joe Noteboom	OL	6-5	321	6/19/1995	24	2	Texas Christian	Plano, Texas	D3-'18
71	Bobby Evans	T	6-4	312	3/24/1997	22	R	Oklahoma	Allen, Texas	D3C-'19
73	David Edwards	T	6-6	308	3/20/1997	22	R	Wisconsin	Downers Grove, Ill.	D5-'19
77	Andrew Whitworth	T	6-7	330	12/12/1981	37	14	LSU	Monroe, La.	FA-'17
79	Rob Havenstein	T	6-8	330	5/13/1992	27	5	Wisconsin	Mount Airy, Md.	D2-'15
81	Gerald Everett	TE	6-3	240	6/25/1994	25	3	South Alabama	Decatur, Ga.	D2-'17
82	Johnny Mundt	TE	6-4	233	11/23/1994	24	2	Oregon	Modesto, Calif.	FA-'17
83	Josh Reynolds	WR	6-3	196	2/16/1995	24	3	Texas A&M	San Antonio, Texas	D4A-'17
88	Michael Thomas	WR	6-1	189	8/16/1994	25	3	Southern Mississippi	Chicago, Ill.	D6C-'16
89	Tyler Higbee	TE	6-6	255	1/1/1993	26	4	Western Kentucky	Clearwater, Fla.	D4A-'16
90	Michael Brockers	DL	6-5	305	12/21/1990	28	8	LSU	Houston, Texas	D1-'12
91	Greg Gaines	DT	6-1	312	5/6/1996	23	R	Washington	La Habra, Calif.	D4-'19
92	Tanzel Smart	DT	6-1	295	11/6/1994	24	2	Tulane	Baton Rouge, La.	D6A-'17
97	Morgan Fox	DE	6-3	275	9/12/1994	24	3	Colorado State Pueblo	Colorado Springs, Colo.	FA-'16
99	Aaron Donald	DT	6-1	280	5/23/1991	28	6	Pittsburgh	Pittsburgh, Pa.	D1B-'14

Active Roster: 53

## Practice Squad

9	John Wolford	QB	6-1	200	10/16/1995	23	1	Wake Forest	Jacksonville, Fla.	FA-'19
38	Dont'e Deayon	DB	5-9	159	1/28/1994	25	3	Boise State	Rialto, Calif.	FA-'18
39	Jake Gervase	S	6-1	212	9/18/1995	23	R	Iowa	Davenport, Iowa	FA-'19
42	John Kelly	RB	5-10	205	10/4/1996	22	2	Tennessee	Detroit, Mich.	D6A-'18
47	Dakota Allen	LB	6-1	232	11/2/1995	23	R	Texas Tech	Humble, Texas	D7B-'19
61	Jeremiah Kolone	OL	6-3	316	10/23/1994	24	1	San Jose State	Fallbrook, Calif.	FA-'19
67	Chandler Brewer	G	6-6	320	6/12/1997	22	R	Middle Tennessee State	Florence, Ala.	FA-'19
86	Kendall Blanton	TE	6-6	262	11/10/1995	23	R	Missouri	Blue Springs, Mo.	FA-'19
93	Marquise Copeland	DT	6-2	287	5/9/1997	22	R	Cincinnati	Cleveland, Ohio	FA-'19
96	Landis Durham	OLB	6-3	255	8/31/1997	22	R	Texas A&M	Plano, Texas	FA-'19

Practice Squad: 10

## Reserve/Injured

42	Josh Carraway	LB	6-3	242	4/13/1994	25	1	Texas Christian	Flower Mound, Texas	FA-'19
53	Justin Lawler	DL	6-4	265	12/23/1994	24	2	SMU	Pottsboro, Texas	D7B-'18
59	Micah Kiser	LB	6-0	244	1/25/1995	24	2	Virginia	Baltimore, Md.	D5A-'18

# LOS ANGELES RAMS EXPERIENCE ROSTER



	NO.	PLAYER	POS	HT	WT	DOB	AGE	EXP	COLLEGE	H.S. HOMETOWN	ACQUIRED
14th Year (1)	77	Whitworth, Andrew	T	6-7	330	12/12/1981	37	14	LSU	Monroe, La.	FA-'17
13th Year (1)	32	Weddle, Eric	S	5-11	195	1/4/1985	34	13	Utah	Rancho Cucamonga, Calif.	FA-'19
12th Year (1)	21	Talib, Aqib	CB	6-1	209	2/13/1986	33	12	Kansas	Richardson, Texas	T(DEN)-'18
11th Year (1)	52	Matthews, Clay	LB	6-3	255	5/14/1986	33	11	Southern California	Agoura Hills, Calif.	FA-'19
9th Year (1)	44	McQuaide, Jake	LS	6-2	235	12/7/1987	31	9	Ohio State	Cincinnati, Ohio	FA-'11
8th Year (3)	4	Zuerlein, Greg	K	6-0	191	12/27/1987	31	8	Missouri Western	Lincoln, Neb.	D6-'12
	6	Hekker, Johnny	P	6-5	241	2/8/1990	29	8	Oregon State	Bothell, Wash.	FA-'12
	90	Brockers, Michael	DL	6-5	305	12/21/1990	28	8	LSU	Houston, Texas	D1-'12
7th Year (2)	17	Woods, Robert	WR	6-0	195	4/10/1992	27	7	Southern California	Gardena, Calif.	FA-'17
	23	Robey-Coleman, Nickell	CB	5-8	180	1/17/1992	27	7	Southern California	Frostproof, Fla.	FA-'17
6th Year (3)	5	Bortles, Blake	QB	6-5	236	4/28/1992	27	6	Central Florida	Oviedo, Fla.	FA-'19
	12	Cooks, Brandin	WR	5-10	183	9/25/1993	25	6	Oregon State	Stockton, Calif.	T(NE) - '18
	99	Donald, Aaron	DT	6-1	280	5/23/1991	28	6	Pittsburgh	Pittsburgh, Pa.	D1B-'14
5th Year (6)	20	Hill, Troy	CB	5-11	183	8/29/1991	28	5	Oregon	Youngstown, Ohio	W(NE) - '15
	22	Peters, Marcus	CB	6-0	195	1/9/1993	26	5	Washington	Oakland, Calif.	T(KC)-'18
	30	Gurley II, Todd	RB	6-1	224	8/3/1994	25	5	Georgia	Tarboro, N.C.	D1-'15
	54	Hager, Bryce	LB	6-1	237	5/4/1992	26	5	Baylor	Austin, Texas	D7A-'15
	56	Fowler Jr., Dante	OLB	6-3	255	8/3/1994	25	5	Florida	St. Petersburg, Fla.	T(JAX)-'18
	79	Havenstein, Rob	T	6-8	330	5/13/1992	27	5	Wisconsin	Mount Airy, Md.	D2-'15
4th Year (6)	16	Goff, Jared	QB	6-4	222	10/14/1994	24	4	California	Novato, Calif.	D1-'16
	26	Christian, Marqui	S	5-11	207	10/27/1994	24	4	Midwestern State	Spring, Texas	W(AZ) - '16
	34	Brown, Malcolm	RB	5-11	222	5/15/1993	26	4	Texas	Cibolo, Texas	FA-'15
	58	Littleton, Cory	LB	6-3	228	11/18/1993	25	4	Washington	Spring Valley, Calif.	FA-'16
	66	Blythe, Austin	OL	6-3	298	6/16/1992	27	4	Iowa	Williamsburg, Iowa	W(IND)-'17
	89	Higbee, Tyler	TE	6-6	255	1/1/1993	26	4	Western Kentucky	Clearwater, Fla.	D4A-'16
3rd Year (8)	18	Kupp, Cooper	WR	6-2	208	6/15/1993	26	3	Eastern Washington	Yakima, Wash.	D3A-'17
	19	Natson, JoJo	WR	5-7	153	2/1/1994	25	3	Akron	Fort Lauderdale, Fla.	FA-'18
	43	Johnson III, John	S	6-0	209	12/19/1995	23	3	Boston College	West Hyattsville, Md.	D3B-'17
	50	Ebukam, Samson	OLB	6-3	245	5/9/1995	24	3	Eastern Washington	Portland, Ore.	D4B-'17
	81	Everett, Gerald	TE	6-3	240	6/25/1994	25	3	South Alabama	Decatur, Ga.	D2-'17
	83	Reynolds, Josh	WR	6-3	196	2/16/1995	24	3	Texas A&M	San Antonio, Texas	D4A-'17
	88	Thomas, Michael	WR	6-1	189	8/16/1994	25	3	Southern Mississippi	Chicago, Ill.	D6C-'16
	97	Fox, Morgan	DE	6-3	275	9/12/1994	24	3	Colorado State Pueblo	Colorado Springs, Colo	FA-'16
2nd Year (6)	31	Williams, Darius	DB	5-9	187	3/15/1993	26	2	Alabama-Birmingham	Jacksonville, Fla.	W(BAL)-'18
	53	Lawler, Justin	DL	6-4	265	12/23/1994	24	2	SMU	Pottsboro, Texas	D7B-'18
	55B	Allen, Brian	C	6-2	303	10/11/1995	23	2	Michigan State	Hinsdale, Ill.	D4A-'18
	70	Noteboom, Joe	OL	6-5	321	6/19/1995	24	2	Texas Christian	Plano, Texas	D3-'18
	82	Mundt, Johnny	TE	6-4	233	11/23/1994	24	2	Oregon	Modesto, Calif.	FA-'17
	92	Smart, Tanzel	DT	6-1	295	11/6/1994	24	2	Tulane	Baton Rouge, La.	D6A-'17
1st Year (4)	45	Okoronkwo, Ogonnia	OLB	6-2	253	4/24/1995	24	1	Oklahoma	Houston, Texas	D5B-'18
	48	Howard, Travin	LB	6-1	219	5/10/1996	23	1	Texas Christian	Longview, Texas	D7A-'18
	64	Demby, Jamil	OL	6-5	321	6/20/1996	23	1	Maine	Vineland, N.J.	D6B-'18
	69	Joseph-Day, Sebastian	DT	6-4	310	3/21/1995	24	1	Rutgers	Stroudsburg, Pa.	D6C-'18
Rookie (10)	14	Webster, Nsimba	WR	5-10	180	1/27/1996	23	R	Eastern Washington	Antioch, Calif	FA-'19
	24	Rapp, Taylor	S	6-0	208	12/22/1997	21	R	Washington	Bellingham, Wash.	D2-'19
	25	Long Jr., David	CB	5-11	196	2/6/1998	21	R	Michigan	Los Angeles, Calif.	D3B-'19
	27	Henderson Jr., Darrell	RB	5-8	208	8/19/1997	22	R	Memphis	Batesville, Miss.	D3A-'19
	33	Scott, Nick	S	5-11	201	5/17/1995	24	R	Penn State	Fairfax, Va.	D7A-'19
	51	Reeder, Troy	LB	6-3	245	9/13/1994	24	R	Delaware	Hockessin, Del.	FA-'19
	57	Patrick, Natrez	LB	6-3	242	7/9/1997	22	R	Georgia	Atlanta, Ga.	FA-'19
	71	Evans, Bobby	T	6-4	312	3/24/1997	22	R	Oklahoma	Allen, Texas	D3C-'19
	73	Edwards, David	T	6-6	308	3/20/1997	22	R	Wisconsin	Downers Grove, Ill.	D5-'19
	91	Gaines, Greg	DT	6-1	312	5/6/1996	23	R	Washington	La Habra, Calif.	D4-'19

# LOS ANGELES RAMS POSITIONAL ROSTER



QUARTERBACKS (2)	POS	HT	WT	DOB	AGE	EXP	COLLEGE	H.S. HOMETOWN	ACQUIRED
5 Bortles, Blake	QB	6-5	236	4/28/1992	27	6	Central Florida	Oviedo, Fla.	FA-'19
16 Goff, Jared	QB	6-4	222	10/14/1994	24	4	California	Novato, Calif.	D1-'16
<b>RUNNING BACKS (3)</b>									
27 Henderson Jr., Darrell	RB	5-8	208	8/19/1997	22	R	Memphis	Batesville, Miss.	D3A-'19
30 Gurley II, Todd	RB	6-1	224	8/3/1994	25	5	Georgia	Tarboro, N.C.	D1-'15
34 Brown, Malcolm	RB	5-11	222	5/15/1993	26	4	Texas	Cibolo, Texas	FA-'15
<b>WIDE RECEIVERS (7)</b>									
12 Cooks, Brandin	WR	5-10	183	9/25/1993	25	6	Oregon State	Stockton, Calif.	T(NE) - '18
14 Webster, Nsimba	WR	5-10	180	1/27/1996	23	R	Eastern Washington	Antioch, Calif	FA-'19
17 Woods, Robert	WR	6-0	195	4/10/1992	27	7	Southern California	Gardena, Calif.	FA-'17
18 Kupp, Cooper	WR	6-2	208	6/15/1993	26	3	Eastern Washington	Yakima, Wash.	D3A-'17
19 Natson, JoJo	WR	5-7	153	2/1/1994	25	3	Akron	Fort Lauderdale, Fla.	FA-'18
83 Reynolds, Josh	WR	6-3	196	2/16/1995	24	3	Texas A&M	San Antonio, Texas	D4A-'17
88 Thomas, Michael	WR	6-1	189	8/16/1994	25	3	Southern Mississippi	Chicago, Ill.	D6C-'16
<b>TIGHT ENDS (3)</b>									
81 Everett, Gerald	TE	6-3	240	6/25/1994	25	3	South Alabama	Decatur, Ga.	D2-'17
82 Mundt, Johnny	TE	6-4	233	11/23/1994	24	2	Oregon	Modesto, Calif.	FA-'17
89 Higbee, Tyler	TE	6-6	255	1/1/1993	26	4	Western Kentucky	Clearwater, Fla.	D4A-'16
<b>OFFENSIVE LINE (8)</b>									
55B Allen, Brian	C	6-2	303	10/11/1995	23	2	Michigan State	Hinsdale, Ill.	D4A-'18
64 Demby, Jamil	OL	6-5	321	6/20/1996	23	1	Maine	Vineland, N.J.	D6B-'18
66 Blythe, Austin	OL	6-3	298	6/16/1992	27	4	Iowa	Williamsburg, Iowa	W(IND)-'17
70 Noteboom, Joe	OL	6-5	321	6/19/1995	24	2	Texas Christian	Plano, Texas	D3-'18
71 Evans, Bobby	T	6-4	312	3/24/1997	22	R	Oklahoma	Allen, Texas	D3C-'19
73 Edwards, David	T	6-6	308	3/20/1997	22	R	Wisconsin	Downers Grove, Ill.	D5-'19
77 Whitworth, Andrew	T	6-7	330	12/12/1981	37	14	LSU	Monroe, La.	FA-'17
79 Havenstein, Rob	T	6-8	330	5/13/1992	27	5	Wisconsin	Mount Airy, Md.	D2-'15
<b>DEFENSIVE LINE (7)</b>									
53 Lawler, Justin	DL	6-4	265	12/23/1994	24	2	SMU	Pottsboro, Texas	D7B-'18
69 Joseph-Day, Sebastian	DT	6-4	310	3/21/1995	24	1	Rutgers	Stroudsburg, Pa.	D6C-'18
90 Brockers, Michael	DL	6-5	305	12/21/1990	28	8	LSU	Houston, Texas	D1-'12
91 Gaines, Greg	DT	6-1	312	5/6/1996	23	R	Washington	La Habra, Calif.	D4-'19
92 Smart, Tanzel	DT	6-1	295	11/6/1994	24	2	Tulane	Baton Rouge, La.	D6A-'17
97 Fox, Morgan	DE	6-3	275	9/12/1994	24	3	Colorado State Pueblo	Colorado Springs, Colo	FA-'16
99 Donald, Aaron	DT	6-1	280	5/23/1991	28	6	Pittsburgh	Pittsburgh, Pa.	D1B-'14
<b>LINEBACKERS (9)</b>									
45 Okoronkwo, Ogbonnia	OLB	6-2	253	4/24/1995	24	1	Oklahoma	Houston, Texas	D5B-'18
48 Howard, Travin	LB	6-1	219	5/10/1996	23	1	Texas Christian	Longview, Texas	D7A-'18
50 Ebukam, Samson	OLB	6-3	245	5/9/1995	24	3	Eastern Washington	Portland, Ore.	D4B-'17
51 Reeder, Troy	LB	6-3	245	9/13/1994	24	R	Delaware	Hockessin, Del.	FA-'19
52 Matthews, Clay	LB	6-3	255	5/14/1986	33	11	Southern California	Agoura Hills, Calif.	FA-'19
54 Hager, Bryce	LB	6-1	237	5/4/1992	26	5	Baylor	Austin, Texas	D7A-'15
56 Fowler Jr., Dante	OLB	6-3	255	8/3/1994	25	5	Florida	St. Petersburg, Fla.	T(JAX)-'18
57 Patrick, Natrez	LB	6-3	242	7/9/1997	22	R	Georgia	Atlanta, Ga.	FA-'19
58 Littleton, Cory	LB	6-3	228	11/18/1993	25	4	Washington	Spring Valley, Calif.	FA-'16
<b>SECONDARY (11)</b>									
20 Hill, Troy	CB	5-11	183	8/29/1991	28	5	Oregon	Youngstown, Ohio	W(NE) - '15
21 Talib, Aqib	CB	6-1	209	2/13/1986	33	12	Kansas	Richardson, Texas	T(DEN)-'18
22 Peters, Marcus	CB	6-0	195	1/9/1993	26	5	Washington	Oakland, Calif.	T(KC)-'18
23 Robey-Coleman, Nickell	CB	5-8	180	1/17/1992	27	7	Southern California	Frostproof, Fla.	FA-'17
24 Rapp, Taylor	S	6-0	208	12/22/1997	21	R	Washington	Bellingham, Wash.	D2-'19
25 Long Jr., David	CB	5-11	196	2/6/1998	21	R	Michigan	Los Angeles, Calif.	D3B-'19
26 Christian, Marqui	S	5-11	207	10/27/1994	24	4	Midwestern State	Spring, Texas	W(AZ) - '16
31 Williams, Darious	DB	5-9	187	3/15/1993	26	2	Alabama-Birmingham	Jacksonville, Fla.	W(BAL)-'18
32 Weddle, Eric	S	5-11	195	1/4/1985	34	13	Utah	Rancho Cucamonga, Calif.	FA-'19
33 Scott, Nick	S	5-11	201	5/17/1995	24	R	Penn State	Fairfax, Va.	D7A-'19
43 Johnson III, John	S	6-0	209	12/19/1995	23	3	Boston College	West Hyattsville, Md.	D3B-'17
<b>SPECIALISTS (3)</b>									
4 Zuerlein, Greg	K	6-0	191	12/27/1987	31	8	Missouri Western	Lincoln, Neb.	D6-'12
6 Hekker, Johnny	P	6-5	241	2/8/1990	29	8	Oregon State	Bothell, Wash.	FA-'12
44 McQuaide, Jake	LS	6-2	235	12/7/1987	31	9	Ohio State	Cincinnati, Ohio	FA-'11

# LOS ANGELES RAMS 2019 TRANSACTIONS



DATE	NAME	MOVE	DATE	NAME	MOVE
Feb. 6	DB Dont'e Deayon	Free Agent Signing	Sept. 2	LB Justin Lawler	Placed on Injured Reserve
Feb. 6	LB Travin Howard	Free Agent Signing	Sept. 2	C Coleman Shelton	Signed
Feb. 6	T Kyle Murphy	Free Agent Signing	Sept. 5	WR Alex Bachman	Waived/Injury Settlement
Feb. 6	WR Austin Proehl	Free Agent Signing			
Feb. 7	QB Brandon Allen	Free Agent Signing			
Feb. 7	T Darrell Williams	Free Agent Signing			
Feb. 8	C/G Aaron Neary	Free Agent Signing			
Feb. 8	DB Steven Parker	Free Agent Signing			
Feb. 8	DB Ramon Richards	Free Agent Signing			
March 7	LB Mark Barron	Waived			
March 8	S Eric Weddle	Signed			
March 19	QB Blake Bortles	Signed			
March 21	LB Clay Matthews	Signed			
March 22	RB Malcolm Brown	First Refusal Rights Exercised			
April 10	QB John Wolford	Signed			
April 15	DE Morqan Fox	Exclusive Rights Signing			
April 15	DB Dominique Hatfield	Exclusive Rights Signing			
April 15	WR KhaDarel Hodge	Exclusive Rights Signing			
April 15	WR JoJo Natson	Exclusive Rights Signing			
April 15	DB Kevin Peterson	Exclusive Rights Signing			
April 15	DB Blake Countess	Signed RFA Tender			
April 16	T Kyle Murphy	Waived, Non-Football Injury			
April 29	G Jeremiah Kolone	Signed			
May 1	T Darrell Williams	Waived			
May 2	DB Blake Countess	Waived			
May 2	LB Josh Carraway	Signed			
May 6	LB Bryce Hager	Signed			
May 14	WR Alex Bachman	Signed			
May 14	TE Kendall Blanton	Signed			
May 14	T Chandler Brewer	Signed			
May 14	TE Romello Brooker	Signed			
May 14	TE Keenen Brown	Signed			
May 14	RB Matt Colburn	Signed			
May 14	DT Marquise Copeland	Signed			
May 14	OLB Landis Durham	Signed			
May 14	DB Jake Gervase	Signed			
May 14	WR Jalen Greene	Signed			
May 14	T Brandon Hiltner	Signed			
May 14	C Vitas Hymkiewicz	Signed			
May 14	DT Brant Jones	Signed			
May 14	T Matt Kaskey	Signed			
May 14	WR Johnathan Lloyd	Signed			
May 14	LB Natrez Patrick	Signed			
May 14	T Justice Powers	Signed			
May 14	LB Troy Reeder	Signed			
May 14	DT Boogie Roberts	Signed			
May 14	WR Justin Sumpter	Signed			
May 14	T Tyrell Thompson	Signed			
May 14	WR Nsimba Webster	Signed			
May 15	WR Justin Sumpter	Waived, Non-Football Injury			
May 15	LB Ketner Kupp	Signed			
May 21	T Justice Powers	Waived			
June 13	DT Tyrell Thompson	Waived/Injured			
August 6	P Brock Miller	Signed			
August 28	G Abdul Beecham	Signed			
August 30	QB Brandon Allen	Waived			
August 30	G Abdul Beecham	Waived			
August 30	TE Kendall Blanton	Waived			
August 30	TE Romello Brooker	Waived			
August 30	TE Keenen Brown	Waived			
August 30	RB Matt Colburn	Waived			
August 30	DB Jake Gervase	Waived			
August 30	WR Jalen Greene	Waived			
August 30	T Brandon Hiltner	Waived			
August 30	C Vitas Hymkiewicz	Waived			
August 30	DT Bryant Jones	Waived			
August 30	T Matt Kaskey	Waived			
August 30	LB Ketner Kupp	Waived			
August 30	WR Johnathan Lloyd	Waived			
August 30	P Brock Miller	Waived			
August 30	WR Austin Proehl	Waived			
August 30	DB Ramon Richards	Waived			
August 30	DT Boogie Roberts	Waived			
August 31	LB Dakota Allen	Waived			
August 31	T Chandler Brewer	Waived			
August 31	DT Marquise Copeland	Waived			
August 31	RB Justin Davis	Waived			
August 31	DB Dont'e Deayon	Waived			
August 31	DE Landis Durham	Waived			
August 31	DL John Franklin-Myers	Waived			
August 31	WR KhaDarel Hodge	Waived			
August 31	RB John Kelly	Waived			
August 31	G Jeremiah Kolone	Waived			
August 31	DB Steven Parker	Waived			
August 31	DB Kevin Peterson	Waived			
August 31	QB John Wolford	Waived			
August 31	WR Alex Bachman	Waived/Injured			
August 31	LB Josh Carraway	Waived/Injured			
August 31	DB Dominique Hatfield	Waived/Injured			
August 31	OLB Trevon Young	Waived/Injured			
August 31	LB Micah Kiser	Reserve/Injured			
August 31	C Aaron Neary	Suspended			
September 1	LB Dakota Allen	Signed to Practice Squad			
September 1	TE Kendall Blanton	Signed to Practice Squad			
September 1	T Chandler Brewer	Signed to Practice Squad			
September 1	DT Marquise Copeland	Signed to Practice Squad			
September 1	DB Dont'e Deayon	Signed to Practice Squad			
September 1	DE Landis Durham	Signed to Practice Squad			
September 1	DB Jake Gervase	Signed to Practice Squad			
September 1	RB John Kelly	Signed to Practice Squad			
September 1	G Jeremiah Kolone	Signed to Practice Squad			
September 1	QB John Wolford	Signed to Practice Squad			

# HOW THE 2019 LOS ANGELES RAMS WERE BUILT



## DRAFTEES (27)

## FREE AGENTS (18)

## TRADES/WAIVERS (8)

<b>2019</b>	S Taylor Rapp (2)	QB Blake Bortles (FA)	
	RB Darrell Henderson Jr. (3a)	LB Clay Matthews (FA)	
	CB David Long Jr. (3b)	LB Natrez Patrick (UDFA)	
	T Bobby Evans (3c)	LB Troy Reeder (UDFA)	
	DT Greg Gaines (4)	S Coleman Shelton (FA)	
	T David Edwards (5)	WR Nsimba Webster (UDFA)	
	S Nick Scott (7a)	S Eric Weddle (FA)	
<b>2018</b>	T Joe Noteboom (3)	WR JoJo Natson (FA)	WR Brandin Cooks (T-NE)
	OL Brian Allen (4a)		CB Marcus Peters (T-KC)
	OLB Ogbornia Okoronkwo (5b)		CB Aqib Talib (T-DEN)
	DL Sebastian Joseph (6c)		DB Darious Williams (W-BAL)
	LB Travin Howard (7a)		DE Dante Fowler Jr. (T-JAX)
<b>2017</b>	TE Gerald Everett (2)	TE Johnny Mundt (UDFA)	C Austin Blythe (W-IND)
	WR Cooper Kupp (3a)	CB Nickell Robey-Coleman (FA)	
	S John Johnson III (3b)	T Andrew Whitworth (FA)	
	WR Josh Reynolds (4a)	WR Robert Woods (FA)	
	OLB Samson Ebukam (4b)		
	DT Tanzel Smart (6)		
<b>2016</b>	QB Jared Goff (1)	DE Morgan Fox (UDFA)	S Marqui Christian (W-AZ)
	TE Tyler Higbee (4a)	LB Cory Littleton (UDFA)	
	WR Michael Thomas (6c)	CB Kevin Peterson (FA)	
<b>2015</b>	RB Todd Gurley II (1)	RB Malcolm Brown (UDFA)	CB Troy Hill (W-NE)
	T Rob Havenstein (2)		
	LB Bryce Hager (7)		
<b>2014</b>	DT Aaron Donald (1)		
<b>2012</b>	DL Michael Brockers (1)	P Johnny Hekker (UDFA)	
	K Greg Zuerlein (6)		
<b>2011</b>		LS Jake McQuaide (UDFA)	

FA - Free Agent; UFA - Unrestricted Free Agent; UDFA - Undrafted Free Agent; RFA - Restricted Free Agent; W - Waivers; T- Trade

# LOS ANGELES RAMS 2019 PARTICIPATION



NO.	PLAYER	2019				1	2	3	4	5	6	7	8	9	10	11	12	13	14	15	16
		GP	GS	DNP	I	at Car	NO	at Cle	TB	at Sea	SF	at Atl	Cin	at Pit	Chi	Bal	at Ari	Sea	at Dal	at SF	Ari
4	Greg Zuerlein	1	0	0	0	P															
5	Blake Bortles	0	0	1	0	DNP															
6	Johnny Hekker	1	0	0	0	P															
12	Brandin Cooks	1	1	0	0	WR															
14	Nsimba Webster	0	0	0	1	I															
16	Jared Goff	1	1	0	0	QB															
17	Robert Woods	1	1	0	0	WR															
18	Cooper Kupp	1	1	0	0	WR															
19	JoJo Natson	1	0	0	0	P															
20	Troy Hill	1	0	0	0	P															
21	Aqib Talib	1	1	0	0	CB															
22	Marcus Peters	1	1	0	0	CB															
23	Nickell Robey-Coleman	1	0	0	0	P															
24	Taylor Rapp	1	0	0	0	P															
25	David Long Jr.	0	0	0	1	I															
26	Marqui Christian	1	0	0	0	P															
27	Darrell Henderson Jr.	1	0	0	0	P															
30	Todd Gurley II	1	1	0	0	RB															
31	Darrious Williams	1	0	0	0	P															
32	Eric Weddle	1	1	0	0	S															
33	Nick Scott	1	0	0	0	P															
34	Malcolm Brown	1	0	0	0	P															
43	John Johnson III	1	1	0	0	S															
44	Jake McQuaide	1	0	0	0	P															
45	Ogbonnia Okoronkwo	0	0	0	1	I															
48	Travin Howard	1	0	0	0	P															
50	Samson Ebukam	1	0	0	0	P															
51	Troy Reeder	1	0	0	0	P															
52	Clay Matthews	1	1	0	0	LB															
54	Bryce Hager	1	1	0	0	LB															
55	Brian Allen	1	1	0	0	CB															
56	Dante Fowler Jr.	1	1	0	0	OLB															
57	Natrez Patrick	1	0	0	0	P															
58	Cory Littleton	1	1	0	0	LB															
64	Jamil Demby	1	0	0	0	P															
65	Coleman Shelton	0	0	0	1	I															
66	Austin Blythe	1	1	0	0	RG															
69	Sebastian Joseph-Day	1	1	0	0	NT															
70	Joe Noteboom	1	1	0	0	LG															
71	Bobby Evans	0	0	0	1	I															
73	David Edwards	1	0	0	0	P															
77	Andrew Whitworth	1	1	0	0	LT															
79	Rob Havenstein	1	1	0	0	RT															
81	Gerald Everett	1	0	0	0	P															
82	Johnny Mundt	0	0	0	1	I															
83	Josh Reynolds	1	0	0	0	P															
88	Michael Thomas	1	0	0	0	P															
89	Tyler Higbee	1	1	0	0	TE															
90	Michael Brockers	1	1	0	0	DE															
91	Greg Gaines	0	0	0	1	I															
92	Tanzel Smart	1	0	0	0	P															
97	Morgan Fox	1	0	0	0	P															
99	Aaron Donald	1	1	0	0	DT															

GS - Starter; X - Reserve; DNP - Did Not Play; I - Inactive; IR - Injured Reserve; PS - Practice Squad; O - Not on Roster; U - Unsigned; E - Roster  
 Exemption; PUP - Physically Unable to Perform; P - Games Played; GS - Started; D - Did Not Play; IA - Inactive; SUS - Reserve/Suspended; NFI - Non Football Injury List;  
 CEX - Reserve/Commissioners Exempt; US - Reserve/Unsigned



# LOS ANGELES RAMS 2019 STARTERS/INACTIVES



OFFENSE											
	WR	LT	LG	C	RG	RT	WR	WR	TE	QB	RB
at Car 9/8 NO 9/15 at CLE 9/22 TB 9/29 at Sea 10/3 SF 10/13 at Atl 10/20 Cin 10/27 at Pit 11/10 Chi 11/17 Bal 11/25 at Ari 12/1 Sea 12/8 at Dal 12/15 at SF TBD Ari 12/29	C. Kupp	A. Whitworth	J. Noteboom	B. Allen	A. Blythe	R. Havenstein	B. Cooks	R. Woods	T. Higbee	J. Goff	T. Gurley II
DEFENSE											
	DE	NT	DT	WILL	OLB	LB	LB	LCB	RCB	SS	FS
at Car 9/8 NO 9/15 at CLE 9/22 TB 9/29 at Sea 10/3 SF 10/13 at Atl 10/20 Cin 10/27 at Pit 11/10 Chi 11/17 Bal 11/25 at Ari 12/1 Sea 12/8 at Dal 12/15 at SF TBD Ari 12/29	M. Brockers	S. Joseph-Day	A. Donald	D. Fowler	C. Matthews	C. Littleton	B. Hager	M. Peters	A. Talib	J. Johnson III	E. Weddle
SPECIALISTS				INACTIVES							
	K	P	LS								
at Car 9/8 NO 9/15 at CLE 9/22 TB 9/29 at Sea 10/3 SF 10/13 at Atl 10/20 Cin 10/27 at Pit 11/10 Chi 11/17 Bal 11/25 at Ari 12/1 Sea 12/8 at Dal 12/15 at SF TBD Ari 12/29	G. Zuerlein	J. Hekker	J. McQuaide	at Car 9/8 NO 9/15 at CLE 9/22 TB 9/29 at Sea 10/3 SF 10/13 at Atl 10/20 Cin 10/27 at Pit 11/10 Chi 11/17 Bal 11/25 at Ari 12/1 Sea 12/8 at Dal 12/15 at SF TBD Ari 12/29	N. Webster	D. Long Jr.	O. Okoronkwo	C. Shelton	B. Evans	J. Mundt	G. Gaines

# **LOS ANGELES RAMS MISCELLANEOUS STATS**



# THE LAST TIME...



## TEAM TOTALS

### SHUTOUT

RAMS: 34-0, vs. Arizona (9/16/18)  
OPP: 27-0, at Pittsburgh (12/24/11)

### 40 POINTS

RAMS: 48, vs. San Francisco (12/30/18)  
OPP: 51, vs. Kansas City (11/19/18)

### 50 POINTS

RAMS: 54, vs. Kansas City (11/19/18)  
OPP: 54, at Kansas City (10/22/00)

### OVERTIME WIN

RAMS: 34-31, vs. Seattle (9/13/15)  
OPP: 19-16, at San Francisco (1/3/16)

### TWO-POINT ATTEMPT MADE

RAMS: Todd Gurley II pass from Jared Goff, vs. Green Bay (10/28/18)  
OPP: Trent Taylor pass from Nick Mullens, vs. San Francisco (12/30/18)

### TWO-POINT ATTEMPT FAILED

RAMS: Todd Gurley II rush failed, vs. Seattle (11/11/18)  
OPP: Nick Foles run failed, vs. Philadelphia (12/10/17)

### SAFETY RECORDED

RAMS: Mark Barron tackled Aaron Jones in the end zone, vs. Green Bay (10/28/18)  
OPP: Eddie Goldman sacked Jared Goff in the end zone, at Chicago (12/9/18)

## OFFENSIVE TOTALS

### 200 YARDS IN RUSHING OFFENSE

RAMS: 269, at Arizona (12/23/18)  
OPP: 273, vs. Seattle (11/11/18)

### 300 YARDS IN RUSHING OFFENSE

RAMS: 337, vs. Carolina (11/11/01)  
OPP: 352, at Philadelphia (10/5/14)

### 400 YARDS IN TOTAL OFFENSE

RAMS: 461, at Arizona (12/23/18)  
OPP: 546, vs. Kansas City (11/19/18)

### 500 YARDS IN TOTAL OFFENSE

RAMS: 556, vs. Minnesota Vikings (9/27/18)  
OPP: 546, vs. Kansas City (11/19/18)

### 600 YARDS IN TOTAL OFFENSE

RAMS: 614, vs. San Diego (10/1/00)  
OPP: Never Happened

### 100 YARDS RUSHING

RAMS: 132, C.J. Anderson, vs. San Francisco (12/30/18)  
OPP: 128, Christian McCaffrey, vs. Carolina (9/8/19)

### 200 YARDS RUSHING

RAMS: 208, Todd Gurley II, at Denver (10/14/18)  
OPP: 212, Adrian Peterson, vs. Minnesota (12/16/12)

### 300 YARDS PASSING

RAMS: 339, Jared Goff, vs. Philadelphia (12/16/18)  
OPP: 478, Patrick Mahomes, vs. Kansas City (11/19/18)

### 400 YARDS PASSING

RAMS: 413, Jared Goff, vs. Kansas City (11/19/18)  
OPP: 478, Patrick Mahomes, vs. Kansas City (11/19/18)

# THE LAST TIME...



## OFFENSIVE TOTALS CONTINUED



### 100 YARDS RECEIVING

RAMS: 107, Brandin Cooks, vs. Kansas City (11/19/18)  
OPP: 149, George Kittle, vs. San Francisco (12/30/18)

### 200 YARDS RECEIVING

RAMS: 200, Torry Holt, at San Francisco (11/3/03)  
OPP: 215, Tyreek Hill, vs. Kansas City (11/19/18)

### 300 YARDS RECEIVING

RAMS: 336 (NFL RECORD), Willie "Flipper" Anderson, vs. New Orleans (11/26/89)  
OPP: Never Happened

### THREE TOUCHDOWNS IN A GAME

RAMS: Todd Gurley II (2 rushing, 1 receiving), at San Francisco (10/21/18)  
OPP: Alvin Kamara (2 rushing, 1 receiving), at New Orleans (11/4/18)

### THREE RUSHING TOUCHDOWNS IN A GAME

RAMS: Todd Gurley II, at Seattle (10/7/18)  
OPP: Maurice Jones-Drew, at Jacksonville (10/18/09)

### THREE RECEIVING TOUCHDOWNS IN A GAME

RAMS: Torry Holt, vs. Seattle (10/15/06)  
OPP: Torrey Smith, vs. Baltimore (9/25/11)

### THREE PASSING TOUCHDOWNS IN A GAME

RAMS: Jared Goff, vs. San Francisco (12/30/18)  
OPP: Nick Mullens, vs. San Francisco (12/30/18)

### FOUR TOUCHDOWNS IN A GAME

RAMS: Todd Gurley II (3 rushing, 1 receiving), at Seattle (12/17/17)  
OPP: Ron Moore (4 rushing), at Phoenix (12/4/93)

### FOUR RUSHING TOUCHDOWNS IN A GAME

RAMS: Marshall Faulk, vs. Minnesota (12/10/00)  
OPP: Ron Moore, at Phoenix (12/4/93)

### FOUR RECEIVING TOUCHDOWNS IN A GAME

RAMS: Isaac Bruce, vs. San Francisco (10/10/99)  
OPP: Mike Ditka, vs. Chicago (10/13/63)

### FOUR PASSING TOUCHDOWNS IN A GAME

RAMS: Jared Goff, vs. San Francisco (12/30/18)  
OPP: Patrick Mahomes, vs. Kansas City (11/19/18)

### FIVE PASSING TOUCHDOWNS IN A GAME

RAMS: Jared Goff, vs. Minnesota (9/27/18)  
OPP: Patrick Mahomes, vs. Kansas City (11/19/18)

### TWO 100-YARD RECEIVERS, SAME GAME

RAMS: 162, Cooper Kupp vs. Minnesota (9/27/18)  
116, Brandin Cooks  
OPP: 215, Tyreek Hill, vs. Kansas City (11/19/18)  
127, Travis Kelce

### THREE 100-YARD RECEIVERS, SAME GAME

RAMS: 162, Cooper Kupp vs. Minnesota (9/27/18)  
116, Brandin Cooks  
101, Robert Woods  
OPP: 106, DeSean Jackson at Philadelphia (9/7/08)  
104, Greg Lewis  
102, Hank Baskett

# THE LAST TIME...



## OFFENSIVE TOTALS CONTINUED

### 100-YARD RUSHER, 100-YARD RECEIVER, SAME GAME

RAMS:	Todd Gurley II	120 rushing	vs. Seattle Seahawks (11/11/18)
	Brandin Cooks	100 receiving	
OPP:	Alfred Morris	111 rushing	vs. San Francisco (12/30/18)
	George Kittle	149 receiving	

### TWO 100-YARD RUSHERS, SAME GAME

RAMS:	183, Marshall Faulk, vs. Carolina (11/11/01)		
	145, Trung Candidate		
OPP:	136, Clinton Portis, vs. Washington (12/4/05)		
	118, Rock Cartwright		

### 300-YARD PASSER, 100-YARD RECEIVER, SAME GAME

RAMS:	Jared Goff	413 passing	vs. Kansas City Chiefs (11/19/18)
	Brandin Cooks	107 receiving	
OPP:	Patrick Mahomes	478 passing	vs. Kansas City Chiefs (11/19/18)
	Tyreek Hill	215 receiving	

### 300-YARD PASSER, 100-YARD RECEIVER, 100-YARD RUSHER, SAME GAME

RAMS:	Jared Goff	318 passing	vs. Seattle Seahawks (11/11/18)
	Brandin Cooks	100 receiving	
	Todd Gurley II	120 rushing	
OPP:	Drew Brees	310 passing	at New Orleans (11/27/16)
	Michael Thomas	108 receiving	
	Mark Ingram	146 rushing	

### 300-YARD PASSER, TWO 100-YARD RECEIVERS, SAME GAME

RAMS:	Jared Goff	465 passing	vs. Minnesota Vikings (9/27/18)
	Cooper Kupp	162 receiving	
	Brandin Cooks	116 receiving	
OPP:	Patrick Mahomes	422 passing	vs. Kansas City Chiefs (11/19/18)
	Tyreek Hill	215 receiving	
	Travis Kelce	127 receiving	

### 300-YARD PASSER, THREE 100-YARD RECEIVERS, SAME GAME

RAMS:	Jared Goff	465 passing	vs. Minnesota Vikings (9/27/18)
	Cooper Kupp	162 receiving	
	Brandin Cooks	116 receiving	
	Robert Woods	101 receiving	
OPP:	Donovan McNabb	361 passing	at Philadelphia (9/7/08)
	DeSean Jackson	106 receiving	
	Greg Lewis	104 receiving	
	Hank Baskett	102 receiving	

### 300-YARD PASSER, 100-YARD RUSHER, TWO 100-YARD RECEIVERS, SAME GAME

RAMS:	Marc Bulger	388 passing	vs. Washington (12/24/06)
	Steven Jackson	150 rushing	
	Isaac Bruce	148 receiving	
	Steven Jackson	102 receiving	
OPP:	Eli Manning	390 passing	vs. NY Giants (12/21/14)
	Odell Beckham Jr.	148 receiving	
	Rueben Randle	132 receiving	
	Andre Williams	110 rushing	

### 300-YARD PASSER, 100-YARD RUSHER, THREE 100-YARD RECEIVERS, SAME GAME

RAMS:	Kurt Warner	390 passing	at San Diego (10/1/00)
	Justin Watson	102 rushing	
	Isaac Bruce	167 receiving	
	Marshall Faulk	116 receiving	
	Az-Zahir Hakim	104 receiving	
OPP:	Never Happened		

# THE LAST TIME...



## DENFENSIVE TOTALS



### SIX OR MORE TEAM SACKS IN A GAME

RAMS: 7, at San Francisco (10/21/18)  
OPP: 7, vs. Arizona (1/1/17)

### THREE OR MORE INDIVIDUAL SACKS IN A GAME

RAMS: 3, Aaron Donald, at Arizona (12/23/18)  
OPP: 3, Vic Beasley, vs. Atlanta (12/11/16)

### TWO INTERCEPTIONS IN A GAME

RAMS: 2, Cory Littleton, vs. San Francisco (12/30/18)  
OPP: 2, Landon Collins, vs. New York Giants (10/23/16)  
2, Dominique Rodgers-Cromartie, vs. New York Giants (10/23/16)

### THREE INTERCEPTIONS IN A GAME

RAMS: 3, Keith Lyle, at Atlanta (12/15/96)  
OPP: 3, Ron Bolton, at Cleveland (11/27/77)

### INTERCEPTION RETURNED FOR A TOUCHDOWN

RAMS: 19, Cory Littleton, vs. San Francisco (12/30/18)  
OPP: 66, Justin Bethel, vs. Arizona (1/1/17)

### FUMBLE RETURNED FOR A TOUCHDOWN

RAMS: 11, Samson Ebukam, vs. Kansas City (11/19/18)  
OPP: 2, Allen Bailey, vs. Kansas City (11/19/18)



## SPECIAL TEAMS TOTALS



### KICKOFF RETURNED FOR A TOUCHDOWN

RAMS: 103, Pharoh Cooper, at Jacksonville (10/16/17)  
OPP: 99, Knile Davis, at Kansas City (10/26/14)

### PUNT RETURNED FOR A TOUCHDOWN

RAMS: 75, Tavon Austin, vs. Seattle (9/13/15)  
OPP: 57, Tyler Lockett, vs. Seattle (9/13/15)

### PUNT BLOCKED

RAMS: Cory Littleton (B.Pinion), at San Francisco 49ers (10/21/18)  
OPP: **Jermaine Carter Jr. (Hekker), at Carolina (9/8/19)**

### BLOCKED PUNT RETURNED FOR A TOUCHDOWN

RAMS: Blake Countess, vs. Los Angeles Chargers (9/23/18)  
0-yard return of Drew Kaser punt; Blocked by Cory Littleton  
OPP: Chris Maragos, at Philadelphia (10/5/14)  
10-yard return of Johnny Hekker punt; Blocked by James Casey

### FIELD GOAL ATTEMPT BLOCKED

RAMS: Michael Brockers (P. Dawson), at Arizona (12/3/17)  
OPP: Dontae Johnson (G. Zuerlein), at San Francisco (1/3/16)

### BLOCKED FIELD GOAL ATTEMPT RETURNED FOR A TOUCHDOWN

RAMS: LeRoy Irvin, vs. San Francisco (9/14/86)  
65-yard return of Ray Wersching 44-yard attempt; Blocked by Jerry Gray; Mike Wilcher recovered and lateraled to Irvin  
OPP: Kevin Ross, vs. Atlanta (10/12/95)  
83-yard return of Steve McLaughlin 28-yard attempt; Blocked by Roger Harper

### FOUR OR MORE FIELD GOALS

RAMS: 4, Greg Zuerlein, at Oakland (9/10/18)  
OPP: 4, Stephen Gostkowski, at New England (12/4/16)

### PAT BLOCKED

RAMS: Tyrunn Walker (P. Dawson), at Arizona (12/3/17)  
OPP: Lawrence Guy (G. Zuerlein), at Baltimore (11/22/15)

### PAT ATTEMPT FAILED

RAMS: Greg Zuerlein, vs. Kansas City (11/19/18)  
OPP: Zane Gonzalez, at Arizona (12/23/18)

# 2019 LOS ANGELES RAMS TEAM STATISTICS



---

at Car NO at CLE TB at Sea SF at ATL Cin\* at Pit Chi Bal at Ari Sea at Dal at SF Ari

---

**SCORING SUMMARY**

---

1st Qtr. 0  
2nd Qtr. 13  
3rd Qtr. 10  
4th Qtr. 7  
OT

---

**FIRST DOWNS**

---

Total 22  
Rushing 9  
Passing 12  
Penalty 1

---

**TOTAL OFFENSE**

---

Yards 349  
Rushing 166  
Passing 183  
Sacks (Yds.) 1 (3)

---

**PASSING**

---

Attempts 39  
Completions 23  
Interceptions 1

---

**INTERCEPTIONS BY RAMS**

---

Number 1  
Yards 26  
Long 26  
Touchdowns 0

---

**PUNTS**

---

Number 3  
Yards 138  
Average 46.0

---

**PUNT RETURNS**

---

Number 2  
Yards 19  
Fair Catches 1  
Long 16  
Touchdowns 0

---

**KICKOFF RETURNS**

---

Number 0  
Yards 0  
Long 0  
Touchdowns 0

---

**PENALTIES**

---

Number 5  
Yards 43

---

**FUMBLES**

---

Number 1  
Lost 0

---

**SCORING**

---

Total TDs 3  
Rush TDs 2  
Pass TDs 1  
Ret. TDs 0  
PAT (Made/Att) 3/3  
2 PT (Made/Att) 0/0  
FG (Made/Att) 3/4

# 2019 RAMS OPPONENT STATISTICS



at Car NO at CLE TB at Sea SF at ATL Cin\* at Pit Chi Bal at Ari Sea at Dal at SF Ari

## SCORING SUMMARY

1st Qtr.	0
2nd Qtr.	3
3rd Qtr.	10
4th Qtr.	14
OT	

## FIRST DOWNS

Total	21
Rushing	8
Passing	13
Penalty	0

## TOTAL OFFENSE

Yards	343
Rushing	127
Passing	216
Sacks (Yds.)	3 (23)

## PASSING

Attempts	38
Completions	25
Interceptions	1

## INTERCEPTIONS BY OPPONENTS

Number	1
Yards	0
Long	0
Touchdowns	0

## PUNTS

Number	4
Yards	193
Average	48.3

## PUNT RETURNS

Number	2
Yards	24
Fair Catches	0
Long	0
Touchdowns	0

## KICKOFF RETURNS

Number	2
Yards	51
Long	26
Touchdowns	0

## PENALTIES

Number	6
Yards	46

## FUMBLES

Number	2
Lost	2

## SCORING

Total TDs	3
Rush TDs	3
Pass TDs	0
Ret. TDs	0
PAT (Made/Att)	3/3
2 PT (Made/Att)	0/0
FG (Made/Att)	2/3



# 2019 LOS ANGELES RAMS KICKOFF ANALYSIS



<b>Opponent</b>	<b>No.</b>	<b>No. in EZ</b>	<b>TB</b>	<b>Opp. Ret.</b>	<b>Ret. Yds.</b>	<b>Ret. Avg.</b>	<b>Squib</b>	<b>Out of Bounds</b>	<b>Onside Rec/Att</b>
at Carolina	4	4	4	2	51	25.5	0	1	0
New Orleans									
at Cleveland									
Tampa Bay									
at Seattle									
San Francisco									
at Atlanta									
Cincinnati*									
at Pittsburgh									
Chicago									
Baltimore									
at Arizona									
Seattle									
at Dallas									
at San Francisco									
Arizona									
<b>Totals</b>	<b>4</b>	<b>4</b>	<b>4</b>	<b>2</b>	<b>51</b>	<b>25.5</b>	<b>0</b>	<b>1</b>	<b>0</b>

\* Denotes International Series in London



# 2019 LOS ANGELES RAMS HIGHS AND LOWS



<b>LOS ANGELES RAMS</b>	<b>HIGH</b>	<b>GAME</b>	<b>LOWS</b>	<b>GAME</b>
Points	30	at Carolina Panthers	30	at Carolina Panthers
Points in a Half	13	at Carolina Panthers	13	at Carolina Panthers
First Downs	22	at Carolina Panthers	22	at Carolina Panthers
Rushing Attempts	32	at Carolina Panthers	32	at Carolina Panthers
Rushing Yards	166	at Carolina Panthers	166	at Carolina Panthers
Passing Attempts	39	at Carolina Panthers	39	at Carolina Panthers
Pass Completions	23	at Carolina Panthers	23	at Carolina Panthers
Passing Yards	186	at Carolina Panthers	186	at Carolina Panthers
Total Offensive Plays	72	at Carolina Panthers	72	at Carolina Panthers
Total Net Yards	349	at Carolina Panthers	349	at Carolina Panthers
Time of Possession	33:16	at Carolina Panthers	33:16	at Carolina Panthers
Interceptions Thrown	1	at Carolina Panthers	1	at Carolina Panthers
Sacks Given Up	1	at Carolina Panthers	1	at Carolina Panthers
Penalties	5	at Carolina Panthers	5	at Carolina Panthers
Yards Penalized	43	at Carolina Panthers	43	at Carolina Panthers

<b>OPPONENTS</b>	<b>HIGH</b>	<b>GAME</b>	<b>LOWS</b>	<b>GAME</b>
Points	27	at Carolina Panthers	27	at Carolina Panthers
Points in a Half	3	at Carolina Panthers	3	at Carolina Panthers
First Downs	21	at Carolina Panthers	21	at Carolina Panthers
Rushing Attempts	23	at Carolina Panthers	23	at Carolina Panthers
Rushing Yards	127	at Carolina Panthers	127	at Carolina Panthers
Passing Attempts	38	at Carolina Panthers	38	at Carolina Panthers
Pass Completions	25	at Carolina Panthers	25	at Carolina Panthers
Passing Yards	239	at Carolina Panthers	239	at Carolina Panthers
Total Offensive Plays	64	at Carolina Panthers	64	at Carolina Panthers
Total Net Yards	343	at Carolina Panthers	343	at Carolina Panthers
Time of Possession	26:44	at Carolina Panthers	26:44	at Carolina Panthers
Interceptions Thrown	1	at Carolina Panthers	1	at Carolina Panthers
Sacks Given Up	3	at Carolina Panthers	3	at Carolina Panthers
Penalties	6	at Carolina Panthers	6	at Carolina Panthers
Yards Penalized	46	at Carolina Panthers	46	at Carolina Panthers

# 2019 LOS ANGELES RAMS BESTS



RUSHING ATTEMPTS	NO.	32	OPPONENT	Panthers	RECEIVING YARDS	YDS.	166	OPPONENT	Panthers
RUSHING YARDS	YDS.	166	OPPONENT	Panthers	LONGEST RECEPTION	YDS.	24	OPPONENT	Panthers
YARDS PER CARRY (MIN. 10 ATT.)	YDS.	5.2	OPPONENT	Panthers	FIELD GOALS	NO.	3	OPPONENT	Panthers
LONGEST RUSH	YDS.	25	OPPONENT	Panthers	LONGEST FIELD GOAL	YDS.	56	OPPONENT	Panthers
PASS ATTEMPTS	NO.	39	OPPONENT	Panthers	MOST KICKOFF RETURNS	NO.	4	OPPONENT	Panthers
PASS COMPLETIONS	NO.	23	OPPONENT	Panthers	LONGEST KICKOFF RETURN	YDS.	16	OPPONENT	Panthers
PASSING YARDS	YDS.	186	OPPONENT	Panthers	MOST PUNT RETURNS	NO.	2	OPPONENT	Panthers
RECEPTIONS	NO.	23	OPPONENT	Panthers	LONGEST PUNT RETURN	YDS.	19	OPPONENT	Panthers

# 2019 OPPONENT BESTS



RUSHING ATTEMPTS	NO.	23	TEAM	Panthers	RECEIVING YARDS	YDS.	23	TEAM	Panthers
RUSHING YARDS	YDS.	127	TEAM	Panthers	LONGEST RECEPTION	YDS.	17	TEAM	Panthers
YARDS PER CARRY (MIN. 10 ATT.)	YDS.	5.5	TEAM	Panthers	FIELD GOALS	NO.	2	TEAM	Panthers
LONGEST RUSH	YDS.	23	TEAM	Panthers	LONGEST FIELD GOAL	YDS.	46	TEAM	Panthers
PASS ATTEMPTS	NO.	38	TEAM	Panthers	MOST KICKOFF RETURNS	NO.	2	TEAM	Panthers
PASS COMPLETIONS	NO.	25	TEAM	Panthers	LONGEST KICKOFF RETURN	YDS.	26	TEAM	Panthers
PASSING YARDS	YDS.	239	TEAM	Panthers	MOST PUNT RETURNS	NO.	2	TEAM	Panthers
RECEPTIONS	NO.	25	TEAM	Panthers	LONGEST PUNT RETURN	YDS.	13	TEAM	Panthers

# 2019 LOS ANGELES RAMS EXPLOSIVES



## PASSING EXPLOSIVES (20+ YARDS)

LOS ANGELES RAMS					
YDS	RECEIVER	PASSER	QTR	DATE	OPP
22	Robert Woods	Jared Goff	1	9/8/19	Panthers
24	Brandin Cooks	Jared Goff	3	9/8/19	Panthers

OPPONENTS					
YDS	RECEIVER	PASSER	QTR	DATE	TEAM

# 2019 LOS ANGELES RAMS EXPLOSIVES



## RUSHING EXPLOSIVES (20+ YARDS)

LOS ANGELES RAMS				
<u>YDS</u>	<u>RUSHER</u>	<u>QTR</u>	<u>DATE</u>	<u>OPP</u>
25	Todd Gurley	3	9/8/19	Panthers
20	Robert Woods	4	9/8/19	Panthers

OPPONENTS				<u>TEAM</u>
<u>YDS</u>	<u>RUSHER</u>	<u>QTR</u>	<u>DATE</u>	
23	Christian McCaffrey	3	9/8/19	Panthers

# 2019 LOS ANGELES RAMS EXPLOSIVES



## PUNT RETURN EXPLOSIVES (20+ YARDS)

LOS ANGELES RAMS					OPPONENTS				
YDS	RETURNER	QTR	DATE	OPP	YDS	RETURNER	QTR	DATE	TEAM

## KICKOFF RETURN EXPLOSIVES (20+ YARDS)

LOS ANGELES RAMS					OPPONENTS				
YDS	RETURNER	QTR	DATE	OPP	YDS	RETURNER	QTR	DATE	TEAM
25	Ray-Ray McCloud	2	9/8/19						Panthers

# 2019 LOS ANGELES RAMS EXPLOSIVES



## FUMBLE RETURN EXPLOSIVES (20+ YARDS)



LOS ANGELES RAMS					OPPONENTS				
YDS	RETURNER	QTR	DATE	OPP	YDS	RETURNER	QTR	DATE	TEAM



## INTERCEPTION RETURN EXPLOSIVES (20+ YARDS)



LOS ANGELES RAMS					OPPONENTS				
YDS	RETURNER	QTR	DATE	OPP	YDS	RETURNER	QTR	DATE	TEAM
26	Cory Littelton	4	9/8/19	Panthers					





# RAMS-PANTHERS BALL POSSESSION AND DRIVE CHART



## Los Angeles Rams

#	Time Recd	Time Lost	Time Poss	How Ball Obtained	Drive Began	# Play	Yds Gain	Yds Pen	Net Yds	1st Down	Last Scrm	How Given Up
1	11:34	7:42	3:52	Fumble	LA 33	8	25	0	25	2	CAR 42	Punt
2	5:31	4:37	0:54	Punt	LA 20	3	0	0	0	0	LA 20	Punt
3	0:41	13:43	1:58	Missed FG	LA 43	7	26	0	26	1	CAR 31	Field Goal
4	13:07	12:44	0:23	Fumble	CAR 10	2	10	0	10	1	* CAR 5	Touchdown
5	9:32	6:14	3:18	Punt	LA 3	6	18	0	18	1	LA 21	Punt
6	4:56	1:02	3:54	Punt	LA 29	9	33	0	33	2	CAR 38	Field Goal
7	15:00	11:53	3:07	Kickoff	LA 25	7	76	-10	66	3	* CAR 9	Field Goal
8	8:28	2:51	5:37	Kickoff	LA 25	13	54	21	75	6	* CAR 1	Touchdown
9	0:11	13:38	1:33	Kickoff	LA 25	3	3	-5	-2	0	LA 23	Blocked Punt
10	13:10	12:02	1:08	Kickoff	LA 25	3	26	0	26	1	CAR 49	Interception
11	10:31	6:37	3:54	Punt	LA 43	7	57	0	57	4	* CAR 5	Touchdown
12	5:46	4:06	1:40	Interception	CAR 32	4	9	0	9	0	CAR 23	Missed FG
13	1:58	0:00	1:58	Kickoff	50	4	9	0	9	1	CAR 40	End of Game

(479) Average LA 37

## Carolina Panthers

#	Time Recd	Time Lost	Time Poss	How Ball Obtained	Drive Began	# Play	Yds Gain	Yds Pen	Net Yds	1st Down	Last Scrm	How Given Up
1	15:00	11:34	3:26	Kickoff	CAR 25	6	45	0	45	2	LA 41	Fumble
2	7:42	5:31	2:11	Punt	CAR 35	3	8	0	8	0	CAR 43	Punt
3	4:37	0:41	3:56	Punt	CAR 25	9	45	-5	40	3	LA 35	Missed FG
4	13:43	13:07	0:36	Kickoff	CAR 25	1	-5	-10	-15	0	CAR 15	Fumble
5	12:44	9:32	3:12	Kickoff	CAR 32	4	12	-5	7	1	CAR 39	Punt
6	6:14	4:56	1:18	Punt	CAR 27	3	6	0	6	0	CAR 33	Punt
7	1:02	0:00	1:02	Kickoff	CAR 25	8	47	0	47	3	LA 28	Field Goal
8	11:53	8:28	3:25	Kickoff	CAR 40	8	60	0	60	4	* LA 8	Touchdown
9	2:51	0:11	2:40	Kickoff	CAR 30	8	36	0	36	2	LA 34	Field Goal
10	13:38	13:10	0:28	Blocked Punt	LA 5	2	5	0	5	1	* LA 2	Touchdown
11	12:02	10:31	1:31	Interception	CAR 29	3	4	0	4	0	CAR 33	Punt
12	6:37	5:46	0:51	Kickoff	CAR 25	3	11	0	11	1	CAR 36	Interception
13	4:06	1:58	2:08	Missed FG	CAR 31	9	69	0	69	4	* LA 1	Touchdown

(444) Average CAR 34

\* inside opponent's 20

### Time of Possession by Quarter

	1st	2nd	3rd	4th	OT	Total
Visitor Los Angeles Rams	5:27	8:52	8:55	10:02		33:16
Home Carolina Panthers	9:33	6:08	6:05	4:58		26:44

### Kickoff Drive No.-Start Average

Rams: 4 - LA 25      Panthers: 7 - CAR 29

# **LOS ANGELES RAMS ALL-TIME RECORDS**



# ALL-TIME RECORDS



**Bold denotes player active with Rams**  
*Italics denotes rookie*

## CAREER RUSHING

	Years	Att.	Yards	Avg.	Long	TD
1. Jackson, Steven	2004-12	2,395	10,135	4.2	59t	56
2. Dickerson, Eric	1983-87	1,525	7,245	4.8	85t	56
3. Faulk, Marshall	1999-2006	1,447	6,959	4.8	71t	58
4. McCutcheon, Lawrence	1973-79	1,435	6,186	4.3	48	23
5. Bass, Dick	1960-69	1,218	5,417	4.5	73t	34
<b>6. Gurley II, Todd</b>	<b>2015-present</b>	<b>1,056</b>	<b>4,644</b>	<b>4.4</b>	<b>71t</b>	<b>46</b>
7. Towler, Dan	1950-55	672	3,493	5.2	79t	44
8. Josephson, Les	1964-67, 69-74	797	3,407	4.3	75	17
9. Younger, Paul (Tank)	1949-57	682	3,296	4.8	75t	17
10. Tyler, Wendell	1977-82	720	3,266	4.5	69t	33

## SEASON RUSHING

	Year	Att.	Yards	Avg.	Long	TD
1. Dickerson, Eric	1984	379	2,105	5.6	66	14
2. Dickerson, Eric	1986	404	1,821	4.5	42t	11
3. Dickerson, Eric	1983	390	1,808	4.6	85t	18
4. Jackson, Steven	2006	346	1,528	4.4	59t	13
5. Bettis, Jerome	1993	294	1,429	4.9	71t	7
6. Jackson, Steven	2009	324	1,416	4.4	58	4
7. Faulk, Marshall	2001	260	1,382	5.3	71t	12
8. Faulk, Marshall	1999	253	1,381	5.5	58	7
9. White, Charles	1987	324	1,374	4.2	58	11
10. Faulk, Marshall	2000	253	1,359	5.4	36	18

## CAREER PASSING (based on yards)

	Years	Att.	Comp.	Yards	Pct.	TD	Int.
1. Everett, Jim	1986-93	3,277	1,847	23,758	.564	142	123
2. Bulger, Marc	2001-09	3,171	1,969	22,814	.621	122	93
3. Gabriel, Roman	1962-72	3,313	1,705	22,223	.515	154	112
4. Van Brocklin, Norm	1949-57	1,897	1,011	16,114	.533	118	127
5. Warner, Kurt	1998-03	1,688	1,121	14,447	.664	102	65
6. Waterfield, Bob	1945-52	1,618	814	11,893	.503	99	128
7. Bradford, Sam	2010-13	1,760	1,032	11,065	.586	59	38
<b>8. Goff, Jared</b>	<b>2016-present</b>	<b>1,282</b>	<b>795</b>	<b>9,767</b>	<b>.620</b>	<b>66</b>	<b>27</b>
9. Ferragamo, Vince	1977-84	1,288	730	9,376	.567	70	71
10. Haden, Pat	1976-81	1,363	731	9,296	.536	52	60

## CAREER PASSING (based on rating, min. 1,500 attempts)

	Years	Att.	Comp.	Yards	Pct.	TD	Int.	Rating
1. Warner, Kurt	1998-03	1,688	1,121	14,447	.664	102	65	97.2
2. Bulger, Marc	2001-09	3,171	1,969	22,814	.621	122	93	84.4
3. Everett, Jim	1986-93	3,277	1,847	23,758	.564	142	123	78.1
4. Bradford, Sam	2010-13	1,760	1,032	11,065	.586	59	38	79.3
5. Van Brocklin, Norm	1949-57	1,897	1,011	16,114	.533	118	127	74.7

## SEASON PASSING (based on yards)

	Year	Att.	Comp.	Yards	Pct.	TD	Int.
1. Warner, Kurt	2001	546	375	4,830	68.7	36	22
<b>2. Goff, Jared</b>	<b>2018</b>	<b>561</b>	<b>364</b>	<b>4,688</b>	<b>64.9</b>	<b>32</b>	<b>12</b>
3. Warner, Kurt	1999	499	325	4,353	65.1	41	13
4. Everett, Jim	1989	518	304	4,310	58.7	29	17
5. Bulger, Marc	2006	588	370	4,301	63.0	24	8
6. Everett, Jim	1990	554	307	3,989	55.4	23	17
7t. Everett, Jim	1988	517	308	3,964	59.6	31	18
7t. Bulger, Marc	2004	485	321	3,964	66.2	21	14
9. Bulger, Marc	2003	532	336	3,845	63.2	22	22
<b>10. Goff, Jared</b>	<b>2017</b>	<b>477</b>	<b>296</b>	<b>3,804</b>	<b>62.1</b>	<b>28</b>	<b>7</b>

## CAREER RECEPTIONS

	Years	No.	Yards	Avg.	Long	TD
1. Bruce, Isaac .....	1994-2007	942	14,109	15.0	80t	84
2. Holt, Torry.....	1999-2008	869	12,660	14.6	85t	74
3. Ellard, Henry.....	1983-93	593	9,761	16.5	81t	48
4. Faulk, Marshall (RB) .....	1999-2006	470	4,071	8.7	72t	27
5. Jackson, Steven (RB) .....	2004-12	407	3,324	8.2	64t	8
6. Fears, Tom.....	1948-56	400	5,397	13.4	80t	38
7. Hirsch, Elroy.....	1949-57	343	6,299	18.4	91t	53
8. Snow, Jack.....	1965-75	340	6,012	17.7	84t	45
9. Phillips, Jim .....	1958-64	333	4,953	14.9	93t	27
10. Benton, Jim .....	1938-40, 42, 44-47	275	4,566	16.6	84t	42

## SEASON RECEPTIONS

	Year	No.	Yards	Avg.	Long	TD
1. Bruce, Isaac .....	1995	119	1,781	15.0	72	13
2. Holt, Torry.....	2003	117	1,696	14.5	48	12
3. Holt, Torry.....	2005	102	1,331	13.0	44	9
4. Holt, Torry.....	2004	94	1,372	14.6	75t	10
5t. Holt, Torry.....	2007	93	1,189	12.8	40	7
5t. Holt, Torry.....	2006	93	1,188	12.8	67t	10
7. Holt, Torry.....	2002	91	1,302	14.3	58	4
8. Jackson, Steven.....	2006	90	806	9.0	64t	3
9. Bruce, Isaac .....	2004	89	1,292	14.5	56	6
10t. Bruce, Isaac .....	2000	87	1,471	16.9	78t	9
10t. Faulk, Marshall (RB) .....	1999	87	1,048	12.0	57t	5

## CAREER RECEIVING YARDS

	Years	No.	Yards	Avg.	Long	TD
1. Bruce, Isaac .....	1994-2007	942	14,109	15.0	80t	84
2. Holt, Torry.....	1999-2008	869	12,660	14.6	85t	74
3. Ellard, Henry.....	1983-93	593	9,761	16.6	81t	48
4. Hirsch, Elroy.....	1949-57	343	6,299	18.4	91t	53
5. Snow, Jack.....	1965-75	340	6,012	17.7	84t	45
6. Fears, Tom.....	1948-56	400	5,397	13.4	80t	38
7. Anderson, Willie .....	1988-94	259	5,246	20.3	78t	26
8. Phillips, Jim .....	1958-64	333	4,953	14.9	93t	27
9. Benton, Jim .....	1938-40, 42, 44-47	275	4,566	16.6	84t	42
10. Faulk, Marshall.....	1999-2006	470	4,071	8.7	72t	27

## SEASON RECEIVING YARDS

	Years	No.	Yards	Avg.	Long	TD
1. Bruce, Isaac .....	1995	119	1,781	15.0	72	13
2. Holt, Torry.....	2003	117	1,696	14.5	48	12
3. Holt, Torry.....	2000	82	1,635	19.9	85t	6
4. Hirsch, Elroy.....	1951	66	1,495	22.7	91	17
5. Bruce, Isaac .....	2000	87	1,471	16.9	78t	9
6. Ellard, Henry.....	1988	86	1,414	16.4	68	10
7. Ellard, Henry.....	1989	70	1,382	19.7	53	8
8. Holt, Torry.....	2004	94	1,372	14.6	75t	10
9. Holt, Torry.....	2001	81	1,363	16.8	51	7
10. Bruce, Isaac .....	1996	84	1,338	15.9	70	7

## CAREER YARDS FROM SCRIMMAGE

	Years	TOTAL		RUSHING		RECEIVING	
		Touches	Yards	Rush	Yards	Rec.	Yards
1. Bruce, Isaac .....	1994-2007	965	14,259	23	150	942	14,109
2. Jackson, Steven.....	2004-12	2,802	13,459	2,395	10,135	407	3,324
3. Holt, Torry.....	1999-2008	880	12,717	11	57	869	12,660
4. Faulk, Marshall.....	1999-2006	1,917	11,030	1,447	6,959	470	4,071
5. Ellard, Henry.....	1983-93	611	9,816	18	55	593	9,761
6. Dickerson, Eric.....	1983-87	1,648	8,157	1,525	7,245	123	912
7. McCutcheon, Lawrence.....	1972-79	1,619	7,869	1,435	6,186	184	1,683
8. Bass, Dick .....	1960-69	1,432	7,262	1,218	5,417	214	1,845
9. Hirsch, Elroy.....	1949-57	417	6,616	74	317	343	6,299
10. Gurley II, Todd.....	2015-present	1,244	6,531	1,056	4,644	188	1,887

## CAREER KICKOFF RETURN AVERAGE (minimum 75 returns)

	Years	No.	Yards	Avg.	Long	TD
1. Cunningham, Benny	2013-16	95	2,575	27.1	102	0
2. Horne, Tony	1998-00	143	3,577	25.0	103t	4
3. Arnett, Jon	1957-63	104	2,590	24.9	71t	2
4. Lewis, Woodley	1950-55	108	2,575	23.8	88t	1
5. Amendola, Danny	2009-12	118	2,776	23.5	84	0
6. Brown, Ron	1984-89, 91	169	3,918	23.2	98t	4

## SEASON KICKOFF RETURN AVERAGE (minimum one per game)

	Year	No.	Yards	Avg.	Long	TD
1. Smith, Verda (Vitamin T.)	1950	22	742	33.7	97	3
2. Brown, Ron	1985	28	918	32.8	98t	3
3. Wilson, Tom	1956	15	477	31.8	103t	1
4. Bass, Dick	1961	23	698	30.3	64	0
5t. Williams, Travis	1971	25	743	29.7	105t	1
5t. Horne, Tony	1999	30	892	29.7	101t	2

## CAREER PUNT RETURN AVERAGE (minimum 75 returns)

	Years	No.	Yards	Avg.	Long	TD
1. Hakim, Az-Zahir	1998-01	112	1,278	11.4	86t	2
2. Ellard, Henry	1983-93	135	1,527	11.3	83t	4
3. Smith, Verda (Vitamin T.)	1949-53	75	814	10.9	85t	1
4. Kennison, Eddie	1996-98	103	1,085	10.5	78t	3
5. Irvin, LeRoy	1980-89	146	1,451	9.9	84t	4

## SEASON PUNT RETURN AVERAGE (minimum one per game)

	Year	No.	Yards	Avg.	Long	TD
1. Lewis, Woodley	1952	19	351	18.5	83t	2
2. Smith, Verda (Vitamin T.)	1949	27	427	15.8	85t	1
3. Horvath, Les	1948	13	203	15.6	27	0
4. Hakim, Az-Zahir	2000	32	489	15.3	86t	1
5. Hall, Dante	2007	19	286	15.1	85t	1

## CAREER ALL-PURPOSE YARDS

	Years	Touches	Yards	Rush	Yards	Rec.	Yards	PR	Yards	KR	Yards
1. Bruce, Isaac	1994-2007	965	14,311	23	150	942	14,109	0	52	0	0
2. Jackson, Steven	2004-12	2,806	13,538	2,395	10,135	407	3,324	0	0	4	79
3. Holt, Torry	1999-2008	883	12,732	11	57	869	12,660	3	15	0	0
4. Ellard, Henry	1983-93	765	11,707	18	55	593	9,761	135	1,527	19	364
5. Faulk, Marshall	1999-2006	1,919	11,048	1,447	6,959	470	4,071	0	0	2	18
6. Bass, Dick	1960-69	1,510	8,936	1,218	5,417	214	1,845	24	263	54	1,415
7. Dickerson, Eric	1983-87	1,648	8,157	1,525	7,245	123	912	0	0	0	0
8. Arnett, Jon	1957-63	1,042	8,036	688	2,852	175	1,911	75	683	104	2,590
9. McCutcheon, L.	1972-79	1,620	7,875	1,435	6,186	184	1,683	0	0	1	6
10. Bryant, Cullen	1973-81, 1987	1,080	6,735	802	3,119	142	1,149	71	707	65	1,760

## CAREER SCORING

	Years	TD	PAT	FG	2-Pt.	Tot. Pts.
1. Wilkins, Jeff	1997-2007	0	428	265	0	1,223
2. Lansford, Mike	1982-90	0	315	158	0	789
3. Zuerlein, Greg	2012-present	0	225	180	0	765
4. Waterfield, Bob	1945-52	13	315	60	0	573
5. Gossett, Bruce	1964-69	0	211	120	0	571

## SEASON SCORING

	Year	TD	PAT	FG	2-Pt.	Tot. Pts.
1. Wilkins, Jeff	2003	0	46	39	0	163
2. Faulk, Marshall (RB)	2000	26	0	0	2	160
3. Zuerlein, Greg	2017	0	44	38	0	158
4. Gurley II, Todd (RB)	2018	21	0	0	3	132
5. Wilkins, Jeff	2006	0	35	32	0	131

## CAREER INTERCEPTIONS

	Years	No.	Yards	Avg.	Long	TD
1. Meador, Ed .....	1959-70	46	547	11.9	38t	5
2. Cromwell, Nolan .....	1977-87	37	671	18.1	94	4
3. Irvin, LeRoy .....	1980-89	34	654	19.2	81t	5
4. Lyght, Todd .....	1991-00	31	359	11.6	57t	4
5t. Lyle, Keith.....	1994-00	28	336	12.0	68	0
5t. Perry, Rod .....	1975-82	28	386	13.8	83t	4
5t. Williams, Clarence.....	1965-72	28	428	15.3	65t	2
5t. Sherman, Will .....	1954-60	28	515	18.4	95t	3
9. Elmendorf, Dave.....	1971-79	27	421	15.6	57t	2
10. Thomas, Pat.....	1976-82	26	292	11.2	64	1

## SEASON INTERCEPTIONS

	Year	No.	Yards	Avg.	Long	TD
1. Lane, Dick ( <i>Night Train</i> ) .....	1952	*14	298	21.3	80t	2
2. Lewis, Woodley .....	1950	12	275	22.9	36	0
3. Sherman, Will .....	1955	11	101	9.2	36	0
4. Jackson, Monte .....	1976	10	173	17.3	46t	3
5t. McNeil, Ryan.....	1997	9	127	14.1	75t	1
5t. Lyle, Keith.....	1996	9	152	16.9	68	0
5t. Burroughs, Don .....	1955	9	103	11.4	34	0
5t. Sims, George .....	1949	9	78	8.7	27	1

\*NFL Record

## MOST CAREER PUNTS

	Years	No.	Yards	Avg.	TB	In 20	Long	Blocked
1. Hekker, Johnny.....	2012-present	545	25,610	47.0	26	217	78	2
2. Jones, Donnie .....	2007-2011	449	20,924	46.6	39	133	80	1
3. Hatcher, Dale .....	1985-89, 1991	432	17,302	40.1	28	121	67	2
4. Landeta, Sean.....	'93-96, 2003-04	380	16,747	44.2	42	90	70	0
5. Van Brocklin, Norm .....	1951-1957	343	14,783	43.1	—	—	71	1
6t. Studstill, Pat .....	1968-1971	298	11,980	40.2	25	—	60	0
6t. Villanueva, Danny .....	1961-1964	296	13,099	44.3	13	—	68	1

## SEASON PUNTING AVERAGE

	Year	No.	Yards	Avg.	TB	In 20	Long	Blocked
1. Jones, Donnie .....	2008	82	4,100	50.0	7	20	68	0
2t. Hekker, Johnny .....	2015	96	4,601	47.9	6	41	68	0
2t. Hekker, Johnny .....	2017	65	3,113	47.9	4	30	70	0
4. Hekker, Johnny.....	2016	98	4,680	47.8	1	51	78	0
5. Jones, Donnie .....	2007	78	3,684	47.2	9	18	80	0
6. Jones, Donnie .....	2009	90	4,212	46.8	10	34	63	0
7. Hekker, Johnny.....	2014	80	3,721	46.5	5	33	61	1
8t. Hekker, Johnny .....	2013	78	3,609	46.3	4	19	64	0
8t. Hekker, Johnny .....	2018	43	1,992	46.3	2	21	68	0
9. Hekker, Johnny.....	2012	82	3,756	45.8	4	22	68	0

# RAMS YEAR-BY-YEAR LEADERS



## PASSING

Year	Player	Att.	Comp.	Yards	Pct.	TD	Int.	Long	Sack/Yds	Rating
1937	Snyder, Bob	66	25	378	37.9	1	14	-	-	23.0
1938	Snyder, Bob	87	36	631	41.4	0	9	-	-	27.2
1939	Hall, Parker	208	106	1,227	51.0	9	13	-	-	57.5
1940	Hall, Parker	183	77	1,108	42.1	1	16	-	-	27.8
1941	Hall, Parker	190	84	863	44.2	7	19	39	-	30.5
1942	Hall, Parker	140	62	815	44.3	7	19	59	-	40.3
1943	Suspended Play/W.W. II	-	-	-	-	-	-	-	-	-
1944	Reisz, Albie	113	49	777	43.4	8	10	70	-	53.6
1945	Waterfield, Bob	171	88	1,609	51.4	14	16	84	-	72.5
1946	Waterfield, Bob	256	128	1,772	50.0	17	18	57	-	65.9
1947	Waterfield, Bob	221	96	1,210	43.4	8	18	45	-	39.2
1948	Hardy, Jim	211	112	1,390	50.7	14	7	69t	-	82.1
1949	Waterfield, Bob	296	154	2,168	52.0	17	24	71t	-	61.3
1950	Van Brocklin, Norm	233	127	2,061	54.5	18	14	58	-	85.1
1951	Waterfield, Bob	176	88	1,566	50.0	13	10	91t	-	81.8
1952	Van Brocklin, Norm	205	113	1,736	55.1	14	17	84t	-	71.5
1953	Van Brocklin, Norm	286	156	2,393	54.5	19	14	70t	-	84.1
1954	Van Brocklin, Norm	260	139	2,637	53.5	13	21	80t	-	71.9
1955	Van Brocklin, Norm	272	144	1,890	52.9	8	15	74t	-	62.0
1956	Wade, Bill	178	91	1,461	51.1	10	13	76t	-	67.2
1957	Van Brocklin, Norm	265	132	2,105	49.8	20	21	81t	-	68.8
1958	Wade, Bill	341	181	2,875	53.1	18	22	93t	-	72.2
1959	Wade, Bill	261	153	2,001	58.6	12	17	72t	-	71.1
1960	Wade, Bill	182	106	1,294	58.2	12	11	63	-	77.0
1961	Bratkowski, Zeke	230	124	1,547	53.9	8	13	84t	-	63.1
1962	Bratkowski, Zeke	219	110	1,541	50.2	9	16	80t	-	56.5
1963	Gabriel, Roman	281	130	1,947	46.3	8	11	77t	44/337	62.7
1964	Munson, Bill	223	108	1,533	48.4	9	15	95t	23/183	56.5
1965	Gabriel, Roman	173	83	1,321	48.0	11	5	60t	14/97	83.0
1966	Gabriel, Roman	397	217	2,540	54.7	10	16	84t	48/319	65.9
1967	Gabriel, Roman	371	196	2,779	52.8	25	13	80t	24/201	85.7
1968	Gabriel, Roman	366	184	2,364	50.3	19	16	60t	27/296	70.0
1969	Gabriel, Roman	399	217	2,549	54.4	24	7	93t	14/182	86.8
1970	Gabriel, Roman	407	211	2,552	52.0	16	12	71	20/134	72.2
1971	Gabriel, Roman	352	180	2,238	51.1	17	10	68	25/200	75.5
1972	Gabriel, Roman	323	165	2,027	51.1	12	15	57	12/102	63.8
1973	Hadl, John	258	135	2,008	52.3	22	11	69	17/126	88.8
1974	Harris, James	198	106	1,544	53.5	11	6	50	12/101	85.3
1975	Harris, James	285	157	2,148	55.1	14	15	54	21/180	73.8
1976	Harris, James	158	91	1,460	57.6	8	6	80	14/151	89.8
1977	Haden, Pat	216	122	1,551	56.5	11	6	58	17/151	84.4
1978	Haden, Pat	444	229	2,995	51.6	13	19	68t	32/216	65.0
1979	Haden, Pat	290	163	1,854	56.2	11	14	50	21/178	68.2
1980	Ferragamo, Vince	404	240	3,199	59.4	30	19	74t	23/191	89.7
1981	Haden, Pat	267	138	1,815	51.7	9	13	64	28/227	64.4
1982	Ferragamo, Vince	209	118	1,609	56.5	9	9	85t	7/65	77.7
1983	Ferragamo, Vince	464	274	3,276	59.1	22	23	61t	21/178	75.5
1984	Kemp, Jeff	284	143	2,021	50.4	13	7	63t	24/190	78.7
1985	Brock, Dieter	365	218	2,658	59.7	16	13	64t	51/351	81.8
1986	Everett, Jim	147	73	1,018	49.7	8	8	60t	8/50	67.8
1987	Everett, Jim	302	162	2,064	53.6	10	13	81t	17/139	68.4
1988	Everett, Jim	517	308	3,964	59.6	31	18	69t	28/197	89.2
1989	Everett, Jim	518	304	4,310	58.7	29	17	78t	29/214	90.6
1990	Everett, Jim	554	307	3,989	55.4	23	17	55t	30/198	79.3
1991	Everett, Jim	490	277	3,438	56.5	11	20	78	30/200	68.9
1992	Everett, Jim	475	281	3,323	59.2	22	18	67t	26/204	80.1
1993	Everett, Jim	274	135	1,652	49.3	8	12	60t	18/125	59.7
1994	Miller, Chris	317	173	2,104	54.6	16	14	54	28/193	73.6
1995	Miller, Chris	405	232	2,623	57.3	18	15	72	31/244	76.2
1996	Banks, Tony	368	192	2,544	52.2	15	15	77t	48/306	71.0
1997	Banks, Tony	487	252	3,254	51.7	14	13	76	43/317	71.5
1998	Banks, Tony	408	241	2,535	59.1	7	14	80t	41/237	68.6
1999	Warner, Kurt	499	325	4,353	65.1	41	13	75t	29/201	109.2
2000	Green, Trent	240	145	2,063	60.4	16	5	64	24/145	101.8
2001	Warner, Kurt	546	375	4,830	68.7	36	22	65t	38/233	101.4
2002	Bulger, Marc	214	138	1,826	64.5	14	6	58	12/102	101.5
2003	Bulger, Marc	532	336	3,845	63.2	22	22	48	37/288	81.4
2004	Bulger, Marc	485	321	3,964	66.2	21	14	56	41/302	93.7
2005	Bulger, Marc	287	192	2,297	66.9	14	9	57t	26/192	94.4
2006	Bulger, Marc	588	370	4,301	63.0	24	8	67t	49/366	92.9
2007	Bulger, Marc	378	221	2,392	58.5	11	15	40	37/269	70.3



Year	Player	Att.	Comp.	Yards	Pct.	TD	Int.	Long	Sack/Yds	Rating
2008	Bulger, Marc	440	251	2,720	57.0	11	13	80t	38/263	71.4
2009	Bulger, Marc	247	140	1,469	56.7	5	6	50	14/85	70.7
2010	Bradford, Sam	590	354	3,512	60.0	18	15	49	34/244	76.5
2011	Bradford, Sam	357	191	2,614	53.5	6	6	68	36/248	70.5
2012	Bradford, Sam	328	551	3,702	59.5	21	13	80t	35/233	82.5
2013	Bradford, Sam	159	262	1,678	60.7	14	4	73	15/97	90.9
2014	Davis, Austin	180	284	2,001	63.4	12	9	59t	29/179	85.1
2015	Foles, Nick	190	337	2,052	56.4	7	10	68	14/98	69.0
2016	Keenum, Case	322	196	2,201	60.9	9	11	65t	23/140	76.4
2017	<b>Goff, Jared</b>	<b>477</b>	<b>296</b>	<b>3,804</b>	<b>62.1</b>	<b>28</b>	<b>7</b>	<b>94t</b>	<b>25/172</b>	<b>100.5</b>
2018	<b>Goff, Jared</b>	<b>561</b>	<b>364</b>	<b>4,688</b>	<b>64.9</b>	<b>32</b>	<b>12</b>	<b>70t</b>	<b>33/223</b>	<b>101.1</b>

**RUSHING**

Year	Player	Att.	Yards	Avg.	Long	TD
1937	Drake, Johnny (Zero)	98	333	3.4	-	3
1938	Davis, Corbett	71	202	2.8	-	3
1939	Hall, Parker	120	458	3.8	-	2
1940	Drake, Johnny (Zero)	130	480	3.6	-	9
1941	Drake, Johnny (Zero)	101	246	2.4	15	2
1942	Magnani, Dante	59	344	5.8	71	2
1943	Suspended Play/W.W. II	-	-	-	-	-
1944	West, Pat	66	220	3.3	31	0
1945	Gehrke, Fred	74	467	6.3	72	7
1946	Gehrke, Fred	71	371	5.2	53	3
1947	Washington, Kenny	60	444	7.4	92t	5
1948	Hoerner, Dick	76	354	4.7	23	4
1949	Hoerner, Dick	155	582	3.7	37	6
1950	<i>Davis, Glenn</i>	88	416	4.7	55	3
1951	Towler, Dan	126	854	6.8	79t	6
1952	Towler, Dan	156	894	5.7	44t	10
1953	Towler, Dan	152	879	5.8	73t	7
1954	Younger, Paul (Tank)	91	610	6.7	75t	8
1955	<i>Waller, Ron</i>	151	716	4.7	55t	7
1956	Waller, Ron	83	543	6.5	46	1
1957	Wilson, Tom	127	616	4.9	46	3
1958	Arnett, Jon	133	683	5.1	57	6
1959	Matson, Ollie	161	863	5.4	50	6
1960	Arnett, Jon	104	436	4.2	31	2
1961	Arnett, Jon	158	609	3.9	26	4
1962	Bass, Dick	196	1,033	5.3	57	6
1963	Bass, Dick	143	577	3.6	51	5
1964	Wilson, Ben	159	553	3.5	27	5
1965	Bass, Dick	121	549	4.5	44t	2
1966	Bass, Dick	248	1,090	4.4	50	8
1967	Josephson, Les	178	800	4.5	27	4
1968	Ellison, Willie	151	616	4.1	52t	5
1969	Smith, Larry	166	599	3.6	46	1
1970	Josephson, Les	150	640	4.3	23	5
1971	Ellison, Willie	211	1,000	4.7	80t	4
1972	Ellison, Willie	170	764	4.5	37	5
1973	McCutcheon, Lawrence	210	1,097	5.2	37	2
1974	McCutcheon, Lawrence	236	1,109	4.7	23	3
1975	McCutcheon, Lawrence	213	911	4.3	43	2
1976	McCutcheon, Lawrence	291	1,168	4.0	40	9
1977	McCutcheon, Lawrence	294	1,238	4.2	48	7
1978	Bryant, Cullen	178	658	3.7	26	7
1979	Tyler, Wendell	218	1,109	5.1	63t	91
1980	Bryant, Cullen	183	807	4.4	20	3
1981	Tyler, Wendell	260	1,074	4.1	69t	12
1982	Tyler, Wendell	137	564	4.1	54	9
1983	<i>Dickerson, Eric</i>	390	1,808	4.6	85t	18
1984	Dickerson, Eric	379	2,105	5.6	66	14
1985	Dickerson, Eric	292	1,234	4.2	43	12
1986	Dickerson, Eric	404	1,821	4.5	42t	11
1987	White, Charles	324	1,374	4.2	58	11
1988	Bell, Greg	288	1,212	4.2	44	16
1989	Bell, Greg	272	1,137	4.2	47	15
1990	Gary, Cleveland	204	808	4.0	48	14
1991	Delpino, Robert	214	688	3.2	36	9
1992	Gary, Cleveland	279	1,125	4.0	63	7
1993	<i>Bettis, Jerome</i>	294	1,429	4.9	71t	7
1994	Bettis, Jerome	319	1,025	3.2	19	3
1995	Bettis, Jerome	183	637	3.5	41	3
1996	<i>Phillips, Lawrence</i>	193	632	3.3	38	4
1997	Phillips, Lawrence	183	633	3.5	28	8
1998	Henley, June	88	313	3.6	22	3
1999	Faulk, Marshall	253	1,381	5.5	58	7
2000	Faulk, Marshall	253	1,359	5.4	36	18
2001	Faulk, Marshall	260	1,382	5.3	71t	12
2002	Faulk, Marshall	212	953	4.5	44	8

Year	Player	Att.	Yards	Avg.	Long	TD
2003	Faulk, Marshall	209	818	3.9	52	10
2004	Faulk, Marshall	195	774	4.0	40	3
2005	Jackson, Steven	254	1,046	4.1	51	8
2006	Jackson, Steven	346	1,528	4.4	59t	13
2007	Jackson, Steven	237	1,002	4.2	54	5
2008	Jackson, Steven	253	1,042	4.1	56t	7
2009	Jackson, Steven	324	1,416	4.4	58	4
2010	Jackson, Steven	330	1,241	3.8	42t	6
2011	Jackson, Steven	260	1,145	4.4	47t	5
2012	Jackson, Steven	257	1,042	4.1	46	4
2013	Stacy, Zac	250	973	3.9	40t	7
2014	Mason, Tre	179	765	4.3	89t	4
2015	<b>Gurley II, Todd</b>	<b>229</b>	<b>1,106</b>	<b>4.8</b>	<b>71t</b>	<b>10</b>
2016	<b>Gurley II, Todd</b>	<b>278</b>	<b>885</b>	<b>3.2</b>	<b>24t</b>	<b>6</b>
2017	<b>Gurley II, Todd</b>	<b>279</b>	<b>1,305</b>	<b>4.7</b>	<b>57t</b>	<b>13</b>
2018	<b>Gurley II, Todd</b>	<b>256</b>	<b>1,251</b>	<b>4.9</b>	<b>36</b>	<b>17</b>

## RECEIVING

Year	Player	No.	Yards	Avg.	Long	TD
1937	Busich, Sam	13	136	10.5	-	0
1938	Benton, Jim	21	418	19.9	-	5
1939	Spadacinni, Vic	32	292	9.1	-	1
1940	Benton, Jim	22	351	16.0	-	3
1941	Hickey, Howard (Red)	21	294	14.0	39	4
1942	Magnani, Dante	24	276	11.5	67	4
1943	Suspended Play/W.W. II	-	-	-	-	-
1944	Benton, Jim	39	505	12.9	36	6
1945	Benton, Jim	45	1,067	23.7	84	8
1946	Benton, Jim	63	993	15.8	57	6
1947	Benton, Jim	35	511	14.6	43	6
1948	Fears, Tom	51	698	13.7	80	4
1949	Fears, Tom	77	1,013	13.2	51t	9
1950	Fears, Tom	84	1,116	13.3	53	7
1951	Hirsch, Elroy	66	1,495	22.7	91	17
1952	Fears, Tom	48	600	12.5	36	6
1953	Hirsch, Elroy	61	941	15.4	70	4
1954	Boyd, Bob	53	1,212	22.9	80	6
1955	Fears, Tom	44	569	12.9	31	2
1956	Clarke, Leon	36	650	18.1	60	4
1957	Hirsch, Elroy	32	477	14.9	45	6
1958	Shofner, Del	51	1,097	21.5	92	8
1959	Shofner, Del	47	936	19.9	72	7
1960	Phillips, Jim	52	883	17.0	61t	8
1961	Phillips, Jim	78	1,092	14.0	69t	5
1962	Phillips, Jim	60	875	14.6	65t	5
1963	Phillips, Jim	54	793	14.7	52	1
1964	McKeever, Marlin (TE)	41	582	14.2	46	1
1965	McDonald, Tom	67	1,036	15.5	51	9
1966	Moore, Tom (RB)	60	433	7.2	30t	3
1967	Casey, Bernie	53	871	16.4	57t	8
1968	Truax, Billy (TE)	35	417	11.9	22	3
1969	Snow, Jack	49	734	15.0	74t	6
1970	Snow, Jack	51	859	16.8	71	7
1971	Rentzel, Lance	38	534	14.1	41	5
1972	Snow, Jack	30	590	19.7	57	4
1973	Jackson, Harold	40	874	21.9	69	13
1974	McCutcheon, Lawrence (RB)	39	408	10.5	50	2
1975	Jackson, Harold	43	786	18.3	54	7
1976	Jackson, Harold	39	751	19.3	65	5
1977	Jackson, Harold	48	666	13.9	58	6
1978	Miller, Willie	50	767	15.3	52	5
1979	Dennard, Preston	43	766	17.8	50	4
1980	Bryant, Cullen (RB)	53	386	7.3	25	3
1981	Dennard, Preston	49	821	16.8	64	4
1982	Tyler, Wendell (RB)	38	375	9.9	40	4
1983	Barber, Mike (TE)	55	657	11.9	42t	3
1984	Ellard, Henry	34	622	18.3	63t	6
1985	Ellard, Henry	54	811	15.0	64t	5
1986	Ellard, Henry	34	447	13.1	34	4
1987	Ellard, Henry	51	799	15.7	81t	3
1988	Ellard, Henry	86	1,414	16.4	68	10
1989	Ellard, Henry	70	1,382	19.7	53	8
1990	Ellard, Henry	76	1,294	17.0	50t	4
1991	Ellard, Henry	64	1,052	16.4	38	3
1992	Gary, Cleveland (RB)	52	293	5.6	22	3
1993	Ellard, Henry	61	945	15.5	54	2
1994	Bailey, Johnny (RB)	58	516	8.9	28	7
1995	Bruce, Isaac	119	1,781	15.0	72	13
1996	Bruce, Isaac	84	1,338	15.9	70	7
1997	Lee, Amp (RB)	61	825	13.5	62	3

Year	Player .....	No.	Yards	Avg.	Long	TD
1998	Lee, Amp (RB)	64	667	10.4	44	2
1999	Faulk, Marshall (RB)	87	1,048	12.0	57t	5
2000	Bruce, Isaac	87	1,471	16.9	78t	9
2001	Faulk, Marshall (RB)	83	765	9.2	65t	9
2002	Holt, Torry	91	1,302	14.3	58	4
2003	Holt, Torry	117	1,696	14.5	48	12
2004	Holt, Torry	94	1,372	14.6	75t	10
2005	Holt, Torry	102	1,331	13.0	44	9
2006	Holt, Torry	93	1,188	12.8	67t	10
2007	Holt, Torry	93	1,189	12.8	40	7
2008	Holt, Torry	64	796	12.4	45t	3
2009	Avery, Donnie	47	589	12.5	50	5
2010	Amendola, Danny	85	689	8.1	36	3
2011	Lloyd, Brandon	51	683	13.4	37	5
2012	<i>Givens, Chris</i>	42	698	16.6	65	3
2013	Cook, Jared (TE)	51	671	13.2	47	5
2014	Cook, Jared (TE)	52	634	12.2	59t	3
2015	Austin, Tavon	52	473	9.1	66t	5
2016	Britt, Kenny	68	1,002	14.7	66	5
2017	<b>Kupp, Cooper</b>	<b>62</b>	<b>869</b>	<b>14.0</b>	<b>64</b>	<b>5</b>
2018	<b>Woods, Robert</b>	<b>86</b>	<b>1,219</b>	<b>14.2</b>	<b>39t</b>	<b>6</b>

## PUNTING

Year	Player .....	No.	Yards	Avg.	TB	In 20	Long	Blocks
1939	Hall, Parker	58	-	41.0	-	-	80	-
1940	Hall, Parker	57	-	43.0	-	-	75	-
1941	Hall, Parker	49	-	40.1	-	-	67	-
1942	Jacobs, Jack	33	-	42.3	-	-	66	-
1943	Suspended Play/W.W. II	-	-	-	-	-	-	-
1944	Reisz, Albie	25	-	40.1	-	-	66	0
1945	Waterfield, Bob	39	-	40.7	-	-	68	0
1946	Waterfield, Bob	39	1,743	44.6	-	-	65	0
1947	Waterfield, Bob	59	2,500	42.4	-	-	86	1
1948	Waterfield, Bob	43	1,833	42.6	-	-	88	0
1949	Waterfield, Bob	49	2,177	44.4	-	-	61	1
1950	Waterfield, Bob	52	2,087	40.1	-	-	61	2
1951	Van Brocklin, Norm	48	1,992	41.5	-	-	62	1
1952	Van Brocklin, Norm	29	1,250	43.1	-	-	66	0
1953	Van Brocklin, Norm	60	2,529	42.2	-	-	57	0
1954	Van Brocklin, Norm	44	1,874	42.6	-	-	61	0
1955	Van Brocklin, Norm	60	2,676	44.6	-	-	61	0
1956	Van Brocklin, Norm	48	2,070	43.1	-	-	72	0
1957	Van Brocklin, Norm	54	2,392	44.3	-	-	71	0
1958	Shofner, Del	49	2,018	41.2	-	-	62	0
1959	Shofner, Del	48	2,004	41.8	-	-	66	1
1960	Shofner, Del	54	2,301	42.6	-	-	63	1
1961	Villanueva, Danny	46	1,845	40.1	1	-	53	0
1962	Villanueva, Danny	87	3,960	45.5	7	-	65	1
1963	Villanueva, Danny	81	3,678	45.4	0	-	68	0
1964	Villanueva, Danny	82	3,616	44.1	5	-	58	0
1965	Lothridge, Billy	42	1,619	38.5	3	-	55	1
1966	Kilgore, Jon	71	3,037	42.8	4	-	58	0
1967	Kilgore, Jon	68	2,872	42.2	6	-	68	2
1968	Studstill, Pat	81	3,207	39.6	4	-	58	0
1969	Studstill, Pat	80	3,259	40.7	9	-	60	0
1970	Studstill, Pat	67	2,618	39.1	6	-	53	0
1971	Studstill, Pat	70	2,896	41.4	6	-	60	0
1972	Chapple, Dave	53	2,344	44.2	3	-	70	0
1973	Chapple, Dave	51	2,079	40.8	6	-	65	1
1974	Burke, Mike	46	1,701	37.0	4	-	51	0
1975	Carrell, Duane	73	2,874	39.4	9	-	57	0
1976	Jackson, Rusty	77	3,006	39.0	6	16	61	0
1977	<i>Walker, Glen</i>	73	2,568	35.2	8	11	56	0
1978	Walker, Glen	83	3,069	37.0	5	26	61	2
1979	Clark, Ken	93	3,731	40.1	7	17	60	2
1980	Corral, Frank	76	3,004	39.5	5	15	65	1
1981	Corral, Frank	89	3,735	42.0	3	19	67	0
1982	Misko, John	45	1,961	43.6	2	10	59	1
1983	Misko, John	82	3,301	40.3	12	18	67	0
1984	Misko, John	74	2,866	38.7	9	21	58	0
1985	<i>Hatcher, Dale</i>	87	3,761	43.2	6	32	67	1
1986	Hatcher, Dale	97	3,740	38.6	5	26	57	0
1987	Hatcher, Dale	76	3,140	41.3	4	19	62	0
1988	Hatcher, Dale	36	1,424	39.6	1	13	54	0
1989	Hatcher, Dale	73	2,834	38.8	7	15	54	1
1990	<i>English, Keith</i>	68	2,663	39.2	2	8	58	1
1991	Hatcher, Dale	63	2,403	38.1	5	16	52	0
1992	Bracken, Don	76	3,122	41.1	4	20	59	0

Year	Player .....	No.	Yards	Avg.	TB	In 20	Long	Blocks
1993	Landeta, Sean .....	42	1,825	43.5	7	7	66	0
1994	Landeta, Sean .....	78	3,494	44.8	9	23	62	0
1995	Landeta, Sean .....	83	3,679	44.3	12	23	63	0
1996	Landeta, Sean.....	78	3,491	44.8	9	23	70	0
1997	Horan, Mike.....	53	2,272	42.9	4	10	60	0
1998	Tuten, Rick.....	95	4,202	44.2	10	16	64	0
1999	Tuten, Rick.....	32	1,359	42.5	7	9	70	0
2000	<i>Baker, John.....</i>	<i>43</i>	<i>1,736</i>	<i>40.4</i>	<i>5</i>	<i>13</i>	<i>59</i>	<i>1</i>
2001	Baker, John.....	43	1,809	42.1	7	9	58	0
2002	Berger, Mitch.....	72	3,020	41.9	10	26	64	0
2003	Landeta, Sean.....	59	2,525	42.8	5	14	57	0
2004	Landeta, Sean.....	40	1,733	43.3	3	9	63	0
2005	Barker, Bryan .....	50	2,137	42.7	4	13	63	0
2006	Turk, Matt.....	69	3,132	45.4	7	26	74	1
2007	Jones, Donnie .....	78	3,684	47.2	9	18	80	0
2008	Jones, Donnie .....	82	4,100	50.0	7	20	68	0
2009	Jones, Donnie .....	90	4,212	46.8	10	34	63	0
2010	Jones, Donnie .....	94	4,276	45.5	4	20	63	0
2011	Jones, Donnie.....	105	4,652	44.3	9	29	65	1
2012	<b>Hekker, Johnny.....</b>	<b>82</b>	<b>3,756</b>	<b>45.8</b>	<b>4</b>	<b>22</b>	<b>68</b>	<b>0</b>
2013	<b>Hekker, Johnny.....</b>	<b>78</b>	<b>3,609</b>	<b>46.3</b>	<b>4</b>	<b>19</b>	<b>64</b>	<b>0</b>
2014	<b>Hekker, Johnny.....</b>	<b>80</b>	<b>3,721</b>	<b>46.5</b>	<b>5</b>	<b>33</b>	<b>61</b>	<b>1</b>
2015	<b>Hekker, Johnny.....</b>	<b>96</b>	<b>4,601</b>	<b>47.8</b>	<b>5</b>	<b>41</b>	<b>68</b>	<b>0</b>
2016	<b>Hekker, Johnny.....</b>	<b>98</b>	<b>4,680</b>	<b>47.6</b>	<b>1</b>	<b>51</b>	<b>78</b>	<b>0</b>
2017	<b>Hekker, Johnny.....</b>	<b>65</b>	<b>3,113</b>	<b>47.9</b>	<b>4</b>	<b>30</b>	<b>70</b>	<b>0</b>
2018	<b>Hekker, Johnny.....</b>	<b>43</b>	<b>1,992</b>	<b>46.3</b>	<b>2</b>	<b>21</b>	<b>68</b>	<b>0</b>

**FIELD GOALS**

Year	Player .....	Att.	Made	Pct.	Long
1937	Snyder, Bob .....	1	1	1.000	30
1938	Peterson, Nelson .....	2	2	1.000	18
1939	Davis, Corby .....	2	1	.500	27
1940	Adams, Chet .....	5	1	.200	29
1941	Adams, Chet .....	2	1	.500	40
1942	Adams, Chet .....	6	3	.500	46
1943	Suspended Play/W.W. II.....	-	-	-	-
1944	Zontini, Louis .....	6	3	.500	39
1945	Waterfield, Bob .....	3	1	.333	28
1946	Waterfield, Bob .....	11	6	.545	37
1947	Waterfield, Bob .....	16	7	.437	45
1948	Waterfield, Bob .....	11	6	.545	47
1949	Waterfield, Bob .....	17	9	.529	42
1950	Waterfield, Bob .....	14	7	.500	46
1951	Waterfield, Bob .....	23	13	.565	47
1952	Waterfield, Bob .....	19	11	.579	45
1953	Agajanian, Ben .....	23	10	.434	47
1954	Agajanian, Ben .....	25	13	.520	41
1955	Richter, Les .....	15	10	.667	41
1956	Richter, Les .....	15	8	.533	32
1957	<i>Cothren, Paige .....</i>	<i>19</i>	<i>11</i>	<i>.579</i>	<i>44</i>
1958	Cothren, Paige .....	25	14	.560	43
1959	Michaels, Lou.....	17	8	.470	40
1960	<i>Villanueva, Danny .....</i>	<i>19</i>	<i>12</i>	<i>.631</i>	<i>36</i>
1961	Villanueva, Danny.....	27	13	.481	38
1962	Villanueva, Danny.....	20	10	.500	51
1963	Villanueva, Danny.....	17	9	.529	47
1964	<i>Gossett, Bruce .....</i>	<i>24</i>	<i>18</i>	<i>.750</i>	<i>44</i>
1965	Gossett, Bruce .....	26	15	.577	49
1966	Gossett, Bruce .....	49	28	.571	48
1967	Gossett, Bruce .....	43	20	.465	47
1968	Gossett, Bruce .....	31	17	.548	37
1969	Gossett, Bruce .....	34	22	.647	44
1970	Ray, David .....	29	45	.644	46
1971	Ray, David .....	29	18	.620	49
1972	Ray, David .....	41	24	.585	45
1973	Ray, David .....	47	30	.638	49
1974	Ray, David .....	31	25	.806	48
1975	Dempsey, Tom .....	26	21	.808	51
1976	Dempsey, Tom .....	26	17	.654	49
1977	<i>Septien, Rafael .....</i>	<i>30</i>	<i>18</i>	<i>.600</i>	<i>45</i>
1978	<i>Corral, Frank .....</i>	<i>43</i>	<i>29</i>	<i>.674</i>	<i>48</i>
1979	Corral, Frank .....	25	13	.520	49
1980	Corral, Frank .....	30	16	.533	47
1981	Corral, Frank .....	26	17	.654	44
1982	Lansford, Mike .....	15	9	.600	39
1983	<i>Nelson, Chuck.....</i>	<i>11</i>	<i>5</i>	<i>.455</i>	<i>41</i>
1984	Lansford, Mike .....	33	25	.758	50
1985	Lansford, Mike .....	29	22	.759	52

Year	Player	Att.	Made	Pct.	Long
1986	Lansford, Mike	24	17	.708	50
1987	Lansford, Mike	21	17	.810	48
1988	Lansford, Mike	32	24	.750	49
1989	Lansford, Mike	30	23	.767	48
1990	Lansford, Mike	24	15	.625	46
1991	Zendejas, Tony	17	17	1.000	50
1992	Zendejas, Tony	20	15	.750	49
1993	Zendejas, Tony	23	16	.696	54
1994	Zendejas, Tony	23	18	.783	47
1995	Biasucci, Dean	12	9	.750	51
1996	Lohmiller, Chip	25	21	.840	50
1997	Wilkins, Jeff	37	25	.675	52
1998	Wilkins, Jeff	26	20	.769	57
1999	Wilkins, Jeff	28	20	.714	51
2000	Wilkins, Jeff	17	17	1.000	51
2001	Wilkins, Jeff	29	23	.793	54
2002	Wilkins, Jeff	25	19	.760	47
2003	Wilkins, Jeff	42	39	.929	53
2004	Wilkins, Jeff	24	19	.792	53
2005	Wilkins, Jeff	31	27	.871	53
2006	Wilkins, Jeff	37	32	.864	53
2007	Wilkins, Jeff	32	24	.750	53
2008	Brown, Josh	36	31	.861	54
2009	Brown, Josh	24	19	.792	54
2010	Brown, Josh	39	33	.846	53
2011	Brown, Josh	28	21	.750	49
2012	<b>Zuerlein, Greg</b>	<b>31</b>	<b>23</b>	<b>.741</b>	<b>60</b>
2013	<b>Zuerlein, Greg</b>	<b>28</b>	<b>26</b>	<b>.929</b>	<b>50</b>
2014	<b>Zuerlein, Greg</b>	<b>30</b>	<b>24</b>	<b>.800</b>	<b>56</b>
2015	<b>Zuerlein, Greg</b>	<b>30</b>	<b>20</b>	<b>.667</b>	<b>61</b>
2016	<b>Zuerlein, Greg</b>	<b>22</b>	<b>19</b>	<b>.864</b>	<b>54</b>
2017	<b>Zuerlein, Greg</b>	<b>40</b>	<b>38</b>	<b>.950</b>	<b>56</b>
2018	<b>Zuerlein, Greg</b>	<b>31</b>	<b>27</b>	<b>.871</b>	<b>51</b>

## SCORING

Year	Player	Rushing TDs	Receiving TDs	Return TDs	PAT	FG	Points
1937	Drake, Johnny (Zero)	3	2	0	0-0	0-0	30
1938	Benton, Jim	1	5	0	0-0	0-0	36
1939	Drake, Johnny (Zero)	9	0	0	0-0	0-0	54
1940	Drake, Johnny (Zero)	9	0	0	2-2	0-0	56
1941	Hickey, Howard (Red)	0	4	0	0-0	0-0	24
1942	Magnani, Dante	2	3	0	0-0	0-0	30
1943	Suspended Play/W.W. II	-	-	-	-	-	-
1944	Zontini, Lou	3	1	0	14-16	3-6	47
1945	Waterfield, Bob	5	0	0	31-34	1-3	64
1946	Waterfield, Bob	1	0	0	37-37	6-11	61
1947	Waterfield, Bob	1	0	0	27-30	7-16	54
1948	Waterfield, Bob	0	0	0	38-44	6-11	56
1949	Waterfield, Bob	1	0	0	43-46	9-17	77
1950	Waterfield, Bob	1	0	0	54-58	7-14	91
1951	Hirsch, Elroy (WR-RB)	0	17	0	0-0	0-0	102
1952	Waterfield, Bob	1	0	0	44-45	11-19	83
1953	Agajanian, Ben	0	0	0	36-37	10-23	66
1954	Towler, Dan (RB)	11	0	0	0-0	0-0	66
1955	Richter, Les	0	0	0	30-31	13-22	69
1956	Richter, Les	0	0	0	36-38	8-15	60
1957	<i>Cothren, Paige</i>	0	0	0	38-39	11-19	71
1958	Cothren, Paige	0	0	0	42-43	14-25	84
1959	Shofner, Del (WR)	0	7	0	0-0	0-0	42
1960	Villanueva, Danny	0	0	0	28-28	12-19	64
1961	Villanueva, Danny	0	0	0	32-32	13-27	71
1962	Villanueva, Danny	0	0	0	26-27	10-20	56
1963	Villanueva, Danny	0	0	0	25-26	9-17	52
1964	<i>Gossett, Bruce</i>	0	0	0	31-32	18-24	85
1965	Gossett, Bruce	0	0	0	30-32	15-26	75
1966	Gossett, Bruce	0	0	0	29-29	28-49	113
1967	Gossett, Bruce	0	0	0	48-48	20-43	108
1968	Gossett, Bruce	0	0	0	37-37	17-31	88
1969	Gossett, Bruce	0	0	0	36-36	22-34	102
1970	Ray, David	0	0	0	34-34	29-45	121
1971	Ray, David	0	0	0	37-37	18-29	91
1972	Ray, David	0	0	0	31-31	24-41	103
1973	Ray, David	0	0	0	40-42	30-47	130
1974	Ray, David	0	0	0	25-31	9-16	52
1975	Dempsey, Tom	0	0	0	31-36	21-26	94
1976	Dempsey, Tom	0	0	0	36-44	17-26	87
1977	<i>Septien, Rafael</i>	0	0	0	32-35	18-30	86
1978	<i>Corral, Frank</i>	0	0	0	31-33	29-43	118
1979	Corral, Frank	0	0	0	36-39	13-25	75

Year	Player .....	Rushing TDs	Receiving TDs	Return TDs	PAT	FG	Points
1980	Corral, Frank .....	0	0	0	51-52	16-30	99
1981	Tyler, Wendell (RB) .....	12	5	0	0-0	0-0	102
1982	Tyler, Wendell (RB) .....	9	4	0	0-0	0-0	78
1983	Dickerson, Eric (RB) .....	18	2	0	0-0	0-0	120
1984	Lansford, Mike .....	0	0	0	37-38	25-33	112
1985	Lansford, Mike .....	0	0	0	38-39	22-29	104
1986	Lansford, Mike .....	0	0	0	34-35	17-24	85
1987	Lansford, Mike .....	0	0	0	36-38	17-21	87
1988	Lansford, Mike .....	0	0	0	45-48	24-32	117
1989	Lansford, Mike .....	0	0	0	51-51	23-30	120
1990	Gary, Cleveland (RB) .....	14	1	0	0-0	0-0	90
1991	Zendejas, Tony .....	0	0	0	25-26	17-17	76
1992	Zendejas, Tony .....	0	0	0	38-38	15-20	83
1993	Zendejas, Tony .....	0	0	0	23-25	16-23	71
1994	Zendejas, Tony .....	0	0	0	28-28	18-23	82
1995	Bruce, Isaac (WR) .....	0	13	0	1*	0-0	80
1996	Lohmiller, Chip .....	0	0	0	28-29	21-25	91
1997	Wilkins, Jeff .....	0	0	0	32-32	25-37	107
1998	Wilkins, Jeff .....	0	0	0	25-26	20-26	85
1999	Wilkins, Jeff .....	0	0	0	64-64	20-28	124
2000	Faulk, Marshall (RB) .....	26	0	0	2*	0-0	160
2001	Faulk, Marshall (RB) .....	21	0	0	1*	0-0	128
2002	Wilkins, Jeff .....	0	0	0	37-37	19-25	94
2003	Wilkins, Jeff .....	0	0	0	46-46	39-42	163
2004	Wilkins, Jeff .....	0	0	0	32-32	19-24	89
2005	Wilkins, Jeff .....	0	0	0	36-36	27-31	117
2006	Wilkins, Jeff .....	0	0	0	36-36	32-37	131
2007	Wilkins, Jeff .....	0	0	0	25-25	24-32	97
2008	Brown, Josh .....	0	0	0	19-19	31-36	112
2009	Brown, Josh .....	0	0	0	16-16	19-24	73
2010	Brown, Josh .....	0	0	0	26-27	33-39	125
2011	Brown, Josh .....	0	0	0	18-18	21-28	81
2012	<b>Zuerlein, Greg</b> .....	<b>0</b>	<b>0</b>	<b>0</b>	<b>26-26</b>	<b>23-31</b>	<b>95</b>
2013	<b>Zuerlein, Greg</b> .....	<b>0</b>	<b>0</b>	<b>0</b>	<b>34-34</b>	<b>26-28</b>	<b>112</b>
2014	<b>Zuerlein, Greg</b> .....	<b>0</b>	<b>0</b>	<b>0</b>	<b>34-35</b>	<b>24-30</b>	<b>106</b>
2015	<b>Zuerlein, Greg</b> .....	<b>0</b>	<b>0</b>	<b>0</b>	<b>26-28</b>	<b>20-30</b>	<b>86</b>
2016	<b>Zuerlein, Greg</b> .....	<b>0</b>	<b>0</b>	<b>0</b>	<b>23-23</b>	<b>19-22</b>	<b>80</b>
2017	<b>Zuerlein, Greg</b> .....	<b>0</b>	<b>0</b>	<b>0</b>	<b>44-46</b>	<b>38-40</b>	<b>158</b>
2018	<b>Gurley II, Todd</b> .....	<b>17</b>	<b>4</b>	<b>0</b>	<b>0-0</b>	<b>0-0</b>	<b>132</b>

\*2-point Conversion

## KICKOFF RETURNS

Year	Player .....	No.	Yards	Avg.	Long	TD
1942	Magnani, Dante .....	11	250	22.7	37	0
1943	Suspended Play/W.W. II .....	-	-	-	-	-
1944	Reisz, Al .....	12	285	23.7	44	0
1945	Gehrke, Fred .....	9	173	19.2	30	0
1946	Gehrke, Fred .....	8	186	23.2	28	0
1947	Harmon, Tom .....	9	208	23.1	34	0
1948	Gehrke, Fred .....	17	464	27.3	92t	1
1949	<i>Kalmanir, Tom</i> .....	18	403	22.4	57	0
1950	Smith, Verda (Vitamin T.) .....	22	742	33.7	97t	3
1951	Davis, Glenn .....	9	179	19.9	33	0
1952	<i>Quinlan, Skeet</i> .....	17	440	25.9	56	0
1953	Lewis, Woodley .....	32	830	25.9	69	0
1954	Lewis, Woodley .....	34	836	24.6	88t	1
1955	<i>Waller, Ron</i> .....	17	461	27.1	39	0
1956	<i>Wilson, Tom</i> .....	15	477	31.8	103t	1
1957	Arnett, Jon .....	18	504	28.0	98t	1
1958	Arnett, Jon .....	16	331	20.7	32	0
1959	Matson, Ollie .....	16	367	22.9	48	0
1960	Arnett, Jon .....	17	416	24.5	43	0
1961	Bass, Dick .....	23	698	30.3	64	0
1962	Atkins, Pervis .....	28	676	24.1	41	0
1963	Shannon, Carver .....	28	823	29.4	99t	1
1964	Shannon, Carver .....	18	442	24.6	40	0
1965	Smith, Bob .....	17	451	26.9	56	0
1966	Williams, Clarence .....	15	420	28.0	81	0
1967	<i>Ellison, Willie</i> .....	13	340	26.2	58	0
1968	Smith, Ron .....	26	718	27.6	94t	1
1969	Smith, Ron .....	27	585	21.6	37	0
1970	Haymond, Alvin .....	35	1,022	29.2	98t	1
1971	Williams, Travis .....	25	743	29.7	105t	1
1972	Ellison, Willie .....	14	345	24.6	32	0
1973	Bryant, Cullen .....	13	369	28.4	93	1
1974	Bryant, Cullen .....	23	617	26.8	84	1
1975	McGee, Willie .....	17	404	23.8	46	0

Year	Player .....	No.	Yards	Avg.	Long	TD
1976	Bryant, Cullen .....	16	459	28.7	90	1
1977	Tyler, Wendell .....	24	523	21.8	27	0
1978	Latin, Jerry .....	22	467	21.2	41	0
1979	Hill, Drew .....	40	803	20.1	39	0
1980	Hill, Drew .....	43	880	20.5	98t	1
1981	Hill, Drew .....	60	1,170	19.5	50	0
1982	Redden, Barry .....	22	502	22.8	85	0
1983	Redden, Barry .....	18	358	18.8	43	0
1984	Redden, Barry .....	23	530	23.0	40	0
1985	Brown, Ron .....	28	918	32.8	98t	3
1986	Brown, Ron .....	36	794	22.1	55	0
1987	Brown, Ron .....	27	581	21.5	95t	1
1988	Brown, Ron .....	19	401	21.1	73	0
1989	Brown, Ron .....	47	968	20.6	74	0
1990	Green, Gaston .....	25	560	22.4	99t	1
1991	Turner, Vernon .....	24	457	19.0	36	0
1992	Turner, Vernon .....	29	569	19.6	35	0
1993	Boykin, Deral .....	13	216	16.6	35	0
1994	Lang, David .....	27	626	23.2	57	0
1995	Thomas, J.T. ....	32	752	23.5	46	0
1996	Thomas, J.T. ....	30	643	21.4	43	0
1997	Thompson, David .....	49	1,110	22.7	56	0
1998	Horne, Tony .....	56	1,306	23.3	102t	1
1999	Horne, Tony .....	30	892	29.7	101t	2
2000	Horne, Tony .....	57	1,379	24.2	103t	1
2001	Canidate, Trung .....	36	748	20.8	40	0
2002	Wilkins, Terrence .....	47	1,074	22.9	42	0
2003	Harris, Arlen .....	51	1,175	23.0	42	0
2004	Harris, Arlen .....	47	951	20.2	29	0
2005	Johnson, Chris .....	38	857	22.6	99t	1
2006	Ponder, Willie .....	26	605	23.3	40	0
2007	Hall, Dante .....	29	729	25.1	84	0
2008	Hall, Dante .....	37	763	20.6	41	0
2009	Amendola, Danny .....	66	1,618	24.5	58	0
2010	Amendola, Danny .....	50	1,142	22.8	84	0
2011	Porter, Quinn .....	25	554	22.2	32	0
2012	Givens, Chris .....	23	539	23.4	48	0
2013	Austin, Tavon .....	18	398	22.1	32	0
2014	Cunningham, Benny .....	35	963	27.5	75	0
2015	Cunningham, Benny .....	25	714	28.6	102	0
2016	Cunningham, Benny .....	22	599	27.2	61	0
2017	Cooper, Pharoh .....	34	932	27.4	103t	1
2018	Countess, Blake .....	17	419	24.6	40	0

## PUNT RETURNS

Year	Player .....	No.	FC	Yards	Avg.	Long	TD
1941	Hall, Parker .....	13	-	125	9.6	25	0
1942	Hall, Parker .....	12	-	148	12.3	32	0
1943	Suspended Play/W.W. II .....	-	-	-	-	-	-
1944	Kabealo, Mike .....	7	-	64	9.1	16	0
1945	Gehrke, Fred .....	8	-	120	15.0	49	0
1946	Gehrke, Fred .....	8	-	59	7.3	20	0
1947	Harmon, Tom .....	27	-	392	14.5	88t	1
1948	Horvath, Les .....	13	-	203	15.6	27	0
1949	Smith, Verda (Vitamin T.) .....	27	-	427	15.8	85t	1
1950	Smith, Verda (Vitamin T.) .....	22	-	218	9.9	30	0
1951	Smith, Verda (Vitamin T.) .....	12	-	139	11.6	37	0
1952	Lewis, Woodley .....	19	-	351	18.5	83t	2
1953	Lewis, Woodley .....	35	-	267	7.6	78	1
1954	Lewis, Woodley .....	22	-	82	3.7	16	0
1955	Waller, Ron .....	14	-	60	4.3	21	0
1956	Sherman, Will .....	12	-	100	8.3	76	1
1957	Arnett, Jon .....	14	-	85	6.1	22	0
1958	Arnett, Jon .....	18	-	223	12.4	58	0
1959	Arnett, Jon .....	17	-	184	10.8	71t	1
1960	Bass, Dick .....	11	-	62	5.6	22	0
1961	Arnett, Jon .....	10	-	75	7.5	17	0
1962	Atkins, Pervis .....	11	5	94	8.5	45	0
1963	Shannon, Carver .....	15	11	132	8.8	29	0
1964	Shannon, Carver .....	15	6	81	5.4	22	0
1965	Stiger, Jim .....	13	2	106	8.2	22	0
1966	Stiger, Jim .....	33	7	259	7.8	49	0
1967	Cross, Irv .....	17	6	136	8.0	39	0
1968	Meador, Ed .....	17	15	136	8.0	40	0
1969	Haymond, Alvin .....	33	8	435	13.2	52	0

Year	Player .....	No.	FC	Yards	Avg.	Long	TD
1970	Haymond, Alvin .....	53	15	376	7.1	30	0
1971	Haymond, Alvin .....	24	11	123	5.1	28	0
1972	Bertelsen, Jim .....	16	3	232	14.5	60	0
1973	Bertelsen, Jim .....	26	10	259	10.0	34	0
1974	Bertelsen, Jim .....	11	4	132	12.0	19	0
1975	Bertelsen, Jim .....	11	1	143	13.0	38	0
1976	Bryant, Cullen .....	29	2	321	11.1	25	0
1977	Bryant, Cullen .....	20	1	141	7.1	26	0
1978	Wallace, Jackie .....	52	5	618	11.9	58	0
1979	Brown, Eddie .....	56	19	332	5.9	30	0
1980	Irvin, LeRoy .....	42	7	296	7.0	26	0
1981	Irvin, LeRoy .....	46	6	615	13.4	84t	3
1982	Irvin, LeRoy .....	22	1	243	11.0	63t	1
1983	Ellard, Henry .....	16	4	217	13.6	72t	1
1984	Ellard, Henry .....	30	3	403	13.4	83t	2
1985	Ellard, Henry .....	37	9	501	13.5	80t	1
1986	Ellard, Henry .....	14	11	127	9.1	20	0
1987	Ellard, Henry .....	15	6	107	7.1	29	0
1988	Hicks, Clifford .....	25	0	144	5.8	13	0
1989	Henley, Darryl .....	29	19	273	9.4	25	0
1990	Henley, Darryl .....	19	4	195	10.3	26	0
1991	Turner, Vernon .....	23	4	201	8.7	29	0
1992	Turner, Vernon .....	28	6	207	7.4	23	0
1992	Turner, Vernon .....	28	6	207	7.4	23	0
1993	Buchanan, Richard .....	8	1	41	5.1	12	0
1994	Bailey, Johnny .....	19	4	153	8.1	24	0
1995	Kinchen, Todd .....	53	7	416	7.8	27	0
1996	Kennison, Eddie .....	29	16	643	14.6	78t	2
1997	Kennison, Eddie .....	34	20	247	7.3	43	0
1998	Kennison, Eddie .....	40	25	415	10.4	71t	1
1999	Hakim, Az-Zahir .....	44	22	461	10.5	84t	1
2000	Hakim, Az-Zahir .....	32	17	489	15.3	86t	1
2001	Hakim, Az-Zahir .....	36	12	330	9.2	32	0
2002	Wilkins, Terrence .....	25	13	242	9.7	55	0
2003	Groce, DeJuan .....	19	3	135	7.1	19	0
2004	McDonald, Shaun .....	30	18	143	4.8	39	0
2005	Looker, Dane .....	8	2	69	8.6	17	0
2006	McDonald, Shaun .....	23	14	172	7.5	33	0
2007	Hall, Dante .....	19	6	286	15.1	85t	1
2008	Stanley, Derek .....	11	4	101	9.2	33	0
2009	Amendola, Danny .....	31	11	360	11.6	56	0
2010	Amendola, Danny .....	40	18	452	11.3	42	0
2011	Pettis, Austin .....	15	10	139	9.3	39	0
2012	Amendola, Danny .....	17	10	122	7.2	22	0
2013	Austin, Tavon .....	33	11	280	8.5	98t	1
2014	Austin, Tavon .....	35	23	391	11.2	78t	1
2015	Austin, Tavon .....	34	15	268	7.9	75t	1
2016	Austin, Tavon .....	44	16	364	8.3	47	0
2017	Cooper, Pharoh .....	32	8	399	12.5	53	0
2018	Natson, JoJo .....	26	10	280	10.8	60	0

## INTERCEPTIONS

Year	Player .....	No.	Yards	Avg.	Long	TD
1941	Drake, Johnny (Zero) .....	2	66	33.0	54	0
1942	Jacobs, Jack .....	4	22	5.5	22	0
1943	Suspended Play/W.W. II .....	-	-	-	-	-
1944	Colella, Tom .....	4	53	13.3	19	0
1945	Waterfield, Bob .....	6	92	15.3	29	0
1946	Waterfield, Bob .....	5	72	14.4	28	0
1947	Harmon, Tom .....	8	136	17.0	36	1
1948	Naumetz, Fred .....	4	75	18.8	68	0
1949	Sims, George .....	9	78	8.7	27	1
1950	Lewis, Woodley .....	12	275	22.9	36	0
1951	Hecker, Norb .....	3	74	24.7	36	0
1952	Lane, Dick (Night Train) .....	14	298	21.3	80t	2
1953	Hecker, Norb .....	7	91	13.0	24	0
1954	Sherman, Will .....	6	70	11.7	28	0
1955	Sherman, Will .....	11	101	9.2	36	0
1956	Sherman, Will .....	4	122	30.5	95t	1
1957	Richter, Les .....	4	60	15.0	25	0
1958	Burroughs, Don .....	7	72	10.3	46	0
1959	Meador, Ed .....	3	3	1.0	3	0
1960	Britt, Charley .....	5	117	23.4	73t	1
1961	Crow, Lindon .....	6	117	19.5	31	0
1962	Crow, Lindon .....	5	100	20.0	65t	1
1963	Meador, Ed .....	6	38	6.3	20	0
1964	Richardson, Jerry .....	5	146	29.2	41	0
1965	Martin, Aaron .....	2	60	30.0	37t	1
1966	Williams, Clarence .....	8	97	12.1	32t	1



Year	Player	No.	Yards	Avg.	Long	TD
1967	Meador, Ed	8	103	12.9	30t	2
1968	Williams, Clarence	7	51	7.3	36	0
1969	Meador, Ed	5	97	19.4	38t	2
1970	Williams, Clarence	5	108	21.6	65t	1
1971	Howard, Gene	6	99	16.5	35	0
1972	Nettles, Jim	6	168	28.0	43	0
1973	Stukes, Charlie	5	104	20.8	42	0
1974	Elmendorf, Dave	7	186	26.6	57t	2
1975	Simpson, Bill	6	90	15.0	29	0
1976	Jackson, Monte	10	173	17.3	46	3
1977	Simpson, Bill	6	157	26.2	42	0
1978	Perry, Rod	8	117	14.6	44t	3
1979	Cromwell, Nolan	5	109	21.8	34	0
1980	Cromwell, Nolan	8	140	17.5	34	1
1981	Cromwell, Nolan	5	94	18.8	94t	1
1982	Perry, Rod	3	57	19.0	33	0
1983	Collins, Kirk	5	113	22.6	58	0
1984	Irvin, LeRoy	5	166	33.2	81t	2
1985	Green, Gary	6	84	14.0	41t	1
1986	Gray, Jerry	8	101	12.6	28	0
1987	Irvin, LeRoy	2	47	23.5	47t	1
1988	Johnson, Johnnie	4	18	4.5	11	0
1989	Gray, Jerry	6	48	8.0	27t	1
1990	Humphery, Bobby	4	52	13.0	44t	1
1991	Gray, Jerry	3	83	27.7	59t	1
1992	Henley, Darryl	4	41	10.3	25	0
1993	Bailey, Robert	2	41	20.5	41	0
1994	Pope, Marquez	3	66	22.0	51	0
1995	Wright, Toby	6	79	13.2	27	0
1996	Lyle, Keith	9	152	16.9	68	0
1997	McNeil, Ryan	9	127	14.1	75t	1
1998	Lyght, Todd	3	30	10.0	17	0
	Lyle, Keith	3	20	6.7	20	0
1999	Lyght, Todd	6	112	18.7	57t	1
2000	McCleone, Dexter	8	28	3.5	23	0
2001	Bly, Dre'	6	150	25.0	93t	2
2002	Herring, Kim	3	38	12.7	36	0
2003	Fisher, Travis	4	205	51.3	74t	2
	Williams, Aeneas	4	82	20.5	46t	1
	Butler, Jerametrious	4	72	18.0	45	0
	Polley, Tommy (LB)	4	32	8.0	22	0
2004	Butler, Jerametrious	5	15	3.0	10	0
2005	Furrey, Mike	4	143	35.8	67t	1
2006	Bartell, Ron	3	63	21.0	38t	1
	Hill, Tye	3	20	6.7	14	0
	Brown, Fakhir	3	17	5.7	20	0
	Atogwe, Oshiomogho	3	8	2.7	7	0
2007	Atogwe, Oshiomogho	8	125	15.6	52t	1
2008	Atogwe, Oshiomogho	5	91	18.2	43	0
2009	Butler, James	3	17	5.6	17	0
2010	Feltcher, Bradley	4	41	10.3	28	0
2011	Gordy, Josh	3	37	12.3	30	0
2012	Jenkins, Janoris	4	150	37.5	41t	3
2013	Johnson, Trumaine	3	36	12.0	29	0
2014	Johnson, Trumaine	3	69	23.0	43t	1
2015	Johnson, Trumaine	7	136	19.4	58t	1
2016	Alexander, Maurice	2	19	9.5	19	0
	Barron, Mark	2	8	4.0	7	0
	McDonald, T.J.	2	0	0.0	0	0
	Ogletree, Alec	2	15	7.5	8	0
2017	Joyner, Lamarcus	3	104	34.7	46	1
	Barron, Mark	3	29	9.7	15	0
2018	Johnson III, John	4	46	11.5	35	0

## TACKLES

Year	Player	Solo	Assists	Total
1962	McKeever, Marlin (LB)	58	31	89
1963	Pardee, Jack (LB)	46	25	71
1964	Jones, David (DE)	75	22	97
1965	Jones, David (DE)	68	27	95
1966	Jones, David (DE)	98	14	112
1967	Jones, David (DE)	100	39	139
1968	Jones, David (DE)	87	23	110
1969	Jones, David (DE)	59	55	114
1970	Pottios, Myton (LB)	62	26	88
1971	McKeever, Marlin (LB)	76	32	108
1972	Robinson, Isiah (LB)	59	23	82
1973	Reynolds, Jack (LB)	58	28	86
1974	Reynolds, Jack (LB)	72	29	101
1975	Reynolds, Jack (LB)	74	38	112
1976	Reynolds, Jack (LB)	89	31	120
1977	Elmendorf, Dave (S)	59	35	94
1978	Youngblood, Jim (LB)	80	43	120
1979	Reynolds, Jack (LB)	83	61	144

Year	Player .....	Solo	Assists	Total
1980	Reynolds, Jack (LB).....	81	38	119
1981	Ekern, Carl (LB).....	85	46	131
1982	Andrews, George (LB).....	47	20	67
1983	Ekern, Carl (LB).....	94	36	130
1984	Collins, Jim (LB).....	142	43	185
1985	Collins, Jim (LB).....	103	37	140
1986	Newsome, Vince (S).....	91	22	113
1987	Collins, Jim (LB).....	78	12	90
1988	Ekern, Carl (LB).....	64	29	93
1989	Newsome, Vince (S).....	64	25	89
1990	Newsome, Vince (S).....	74	18	92
1991	Kelm, Larry (LB).....	88	17	105
1992	Greene, Kevin (LB).....	75	12	87
1993	Phifer, Roman (LB).....	96	21	117
1994	Conlan, Shane (LB).....	82	24	106
1995	Phifer, Roman (LB).....	106	43	149
1996	Phifer, Roman (LB).....	123	47	170
1997	Jones, Robert (LB).....	72	43	115
1998	Jenkins, Billy (S).....	90	31	121
1999	Fletcher, London (LB).....	80	58	138
2000	Fletcher, London (LB).....	117	76	193
2001	Fletcher, London (LB).....	113	76	189
2002	Archuleta, Adam (S).....	101	48	149
2003	Tinoisamoa, Pisa (LB).....	70	51	121
2004	Tinoisamoa, Pisa (LB).....	100	45	145
2005	Tinoisamoa, Pisa (LB).....	91	43	134
2006	Witherspoon, Will (LB).....	104	32	136
2007	Witherspoon, Will (LB).....	103	29	132
2008	Tinoisamoa, Pisa (LB).....	88	47	135
2009	Laurinaitis, James (LB).....	98	48	146
2010	Laurinaitis, James (LB).....	98	16	114
2011	Laurinaitis, James (LB).....	101	41	142
2012	Laurinaitis, James (LB).....	132	42	174
2013	Ogletree, Alec (LB).....	124	31	155
2014	Ogletree, Alec (LB).....	110	59	169
2015	Barron, Mark (LB/S).....	107	28	135
2016	Ogletree, Alec (LB).....	132	39	171
2017	Ogletree, Alec (LB).....	77	51	128
2018	Littleton, Cory (LB).....	90	35	125

**SACKS (not an official stat until 1982)**

Year	Player.....	No.
1950	Jack Zilly (DE).....	7.0
1951	Larry Brink (DE).....	3.0
1952	Andy Robustelli (DE).....	7.5
1953	Andy Robustelli (DE).....	8.0
1954	Andy Robustelli (DE).....	4.0
1955	Andy Robustelli (DE).....	6.0
1956	Paul Miller (DE).....	6.0
1957	Dick Daugherty (LB).....	8.0
1958	Lou Michaels (DE).....	6.0
1959	George Struger (DT).....	5.0
1960	Gene Brito (DE).....	7.0
1961	Lamar Lundy (DE).....	11.0
1962	Deacon Jones (DE).....	12.0
1963	Lamar Lundy (DE).....	9.0
1964	Deacon Jones (DE).....	22.0
1965	Deacon Jones (DE).....	19.0
1966	Deacon Jones (DE).....	18.0
1967	Deacon Jones (DE).....	21.0
1968	Deacon Jones (DE).....	22.0
1969	Deacon Jones (DE).....	15.0
1970	Deacon Jones (DE).....	12.0
1971	Coy Bacon (DE).....	11.0
1972	Coy Bacon (DE).....	11.5
1973	Jack Youngblood (DE).....	16.5
1974	Jack Youngblood (DE).....	15.0
1975	Jack Youngblood (DE).....	15.0
1976	Jack Youngblood (DE).....	14.5
	Larry Brooks (DT).....	14.5
1977	Jack Youngblood (DE).....	8.5
1978	Larry Brooks (DE).....	8.0
1979	Jack Youngblood (DE).....	18.0
1980	Jack Youngblood (DE).....	11.5

<b>Year</b>	<b>Player.....</b>	<b>No.</b>
1981	Jack Youngblood (DE) .....	12.5
1982	Mike Fanning (DT).....	5.0
1983	Jack Youngblood (DE) .....	10.5
1984	Jack Youngblood (DE) .....	9.5
1985	Mike Wilcher (LB).....	12.5
1986	Gary Jeter (DE).....	8.0
1987	Gary Jeter (DE).....	7.0
1988	Kevin Greene (LB).....	16.5
1989	Kevin Greene (LB).....	16.5
1990	Kevin Greene (LB).....	13.0
1991	Kevin Greene (LB).....	3.0
	Gerald Robinson (DE).....	3.0
1992	Kevin Greene (LB).....	10.0
1993	Sean Gilbert (DT).....	10.5
1994	Robert Young (DE).....	6.5
1995	D'Marco Farr (DT).....	11.0
1996	Kevin Carter (DE).....	9.5
1997	Leslie O'Neal (DE).....	10.0
1998	Kevin Carter (DE).....	12.0
1999	Kevin Carter (DE).....	17.0
2000	Grant Wistrom (DE).....	11.0
2001	Leonard Little (DE).....	14.5
2002	Leonard Little (DE).....	12.0
2003	Leonard Little (DE).....	12.5
2004	Bryce Fisher (DE).....	8.5
2005	Leonard Little (DE).....	9.5
2006	Leonard Little (DE).....	13.0
2007	Will Witherspoon (LB).....	7.0
2008	James Hall (DE).....	6.5
2009	Leonard Little (DE).....	6.5
2010	James Hall (DE).....	10.5
2011	Chris Long (DE).....	13.0
2012	Chris Long (DE).....	11.5
2013	Robert Quinn (DE).....	19.0
2013	Robert Quinn (DE).....	10.5
2015	<b>Aaron Donald (DT).....</b>	<b>11.0</b>
2016	<b>Aaron Donald (DT).....</b>	<b>8.0</b>
2017	<b>Aaron Donald (DT).....</b>	<b>11.0</b>
2018	<b>Aaron Donald (DT).....</b>	<b>20.5</b>

# INDIVIDUAL RECORDS



## SERVICE

### Most Seasons

20	Jackie Slater, 1976-95
15	Charlie Cowan, 1961-75 Joe Scibelli, 1961-75 Merlin Olsen, 1962-76
14	Jack Youngblood, 1971-84 Doug Smith, 1978-91 Isaac Bruce, 1994-2007

### Most Games Played

259	Jackie Slater, 1976-95
208	Merlin Olsen, 1962-76
206	Charlie Cowan, 1961-75

### Most Consecutive Games Played

201	Jack Youngblood, 1971-84
198	Merlin Olsen, 1962-76
184	Tom Mack, 1966-1978

## SCORING

### Most Seasons Leading Team

9	Jeff Wilkins, 1997-99, 2002-07
7	Bob Waterfield, 1946-52
6	Bruce Gossett, 1964-69 Mike Lansford, 1982-90 <b>Greg Zuerlein, 2012-2017</b>

### Most Consecutive Seasons Leading Team

6	Bruce Gossett, 1964-69 Mike Lansford, 1984-89 Bob Waterfield, 1945-50 Jeff Wilkins, 2002-07 <b>Greg Zuerlein, 2012-2017</b>
5	David Ray, 1970-74
4	Danny Villaneuva, 1960-63 Tony Zendejas, 1991-94

## POINTS

### Career

1,223	Jeff Wilkins, 1997-2007 (428 pat, 265 fg)
789	Mike Lansford, 1982-90 (315 pat, 158 fg)
<b>765</b>	<b>Greg Zuerlein, 2012-present (222 pat, 177 fg)</b>

### Season

163	Jeff Wilkins, 2003 (39 fg, 46 pat)
160	Marshall Faulk, 2000 (26 td, 2 two-point conv.)
<b>158</b>	<b>Greg Zuerlein, 2017 (36 fg, 35 pat)</b>

### Season, Rookie

120	Eric Dickerson, 1983 (20 td)
118	Frank Corral, 1978 (31 pat, 29 fg)
<b>95</b>	<b>Greg Zuerlein, 2012 (26 pat, 23 fg)</b>

### Game

24	Bob Shaw, vs. Washington, 12/11/49 (4 td) Elroy Hirsch, vs. New York Yanks, 9/28/51 (4 td) Harold Jackson, vs. Dallas, 10/14/73 (4 td) Az-Zahir Hakim, at Cincinnati, 10/3/99 (4 td) Isaac Bruce, vs. San Francisco, 10/10/99 (4 td) Marshall Faulk, at San Francisco, 10/29/00 (4 td) Marshall Faulk, vs. Minnesota, 12/10/00 (4 td) Marshall Faulk, at Tampa Bay, 12/18/00 (4 td) Marshall Faulk, vs. Indianapolis, 12/30/01 (4 td) Marshall Faulk, vs. Seattle, 10/20/02 (4 td) Steven Jackson, at Minnesota, 12/31/06 (4 td) <b>Todd Gurley II, at Seattle, 12/17/17 (4 td)</b>
<b>23</b>	<b>Greg Zuerlein, at Dallas, 10/1/17 (7 fg, 2 pat)</b>
<b>22</b>	<b>Todd Gurley II, vs. Arizona 9/16/18 (3 td, 2-2pt.)</b>
21	Jeff Wilkins, vs. San Diego, 10/1/00 (5 fg, 6 pat)

### Game, Opponent

26	Gordy Soltau, at San Francisco, 10/28/51 (3 td, 1 fg, 5 pat)
24	Many times, last by Ron Moore, at Phoenix, 12/4/93 (4 td)
21	Two times, last by Rich Karlis, at Minnesota, 11/15/89 (7 fg)

## TOUCHDOWNS

### Career

85	Marshall Faulk, 1999-2006 (58 r, 27 p)
84	Isaac Bruce, 1994-2007 (84 p)
74	Torry Holt, 1999-2008 (74 p)

### Season

26	Marshall Faulk, 2000 (18 r, 8 p)
<b>21</b>	<b>Todd Gurley II, 2018 (17 r, 4 p)</b>
	Marshall Faulk, 2001 (12 r, 9 p)

### Game

4	Bob Shaw, vs. Washington, 12/11/49 (4 p) Elroy Hirsch, vs. New York Yanks, 9/28/51 (4 p) Harold Jackson, vs. Dallas, 10/14/73 (4 p) Az-Zahir Hakim, at Cincinnati, 10/3/99 (3p, 1 pr) Isaac Bruce, vs. San Francisco, 10/10/99 (4 p) Marshall Faulk, at San Francisco, 10/29/00 (2 r, 2 p) Marshall Faulk, vs. Minnesota, 12/10/00 (4 r) Marshall Faulk, at Tampa Bay, 12/18/00 (3 r, 1 p) Marshall Faulk, vs. Indianapolis, 12/30/01 (3 r, 1 p) Marshall Faulk, vs. Seattle, 10/20/02 (3 r, 1 p) Steven Jackson, at Minnesota, 12/31/06 (3 r, 1 p) <b>Todd Gurley II, at Seattle, 12/17/17 (3 r, 1 p)</b>
<b>3</b>	<b>Many times, last by Todd Gurley II, at San Francisco, 9/16/18</b>
<b>2</b>	<b>Many times, last by Malcolm Brown, at Carolina, 9/8/19</b>

### Game, Opponent

4	Lenny Moore, at Baltimore, 10/16/60 (4 r) Ron Moore, at Phoenix, 12/4/93 (4 r)
3	Many times, last by Torrey Smith, Baltimore, 9/25/11
2	Many times, Last by Christian McCaffrey, at Carolina, 9/8/19

### Most Consecutive Games Scoring Touchdown

<b>13</b>	<b>Todd Gurley II, 2017-18</b>
11	Elroy Hirsch, 1950-51
10	Eric Dickerson, 1983
	Greg Bell, 1988-89
9	Marshall Faulk, 2001-02

## POINT AFTER ATTEMPTS

### Most Attempted, Career

429	Jeff Wilkins, 1997-2007
336	Bob Waterfield, 1945-52
325	Mike Lansford, 1982-90

### Most Attempted, Season

64	Jeff Wilkins, 1999
58	Bob Waterfield, 1950
52	Frank Corral, 1980

### Most Attempted, Game

9	Bob Waterfield vs. Baltimore, 10/22/50
8	Paige Cothren, vs. San Francisco, 11/9/58 Tom Dempsey, vs. Atlanta, 12/4/76 Chip Lohmiller, vs. Atlanta, 11/10/96
<b>7</b>	<b>Many times, last by Greg Zuerlein, vs. Oak., 11/30/14</b>

### Most Made, Career

428	Jeff Wilkins, 1997-2007
315	Bob Waterfield, 1945-52 Mike Lansford, 1982-90
<b>225</b>	<b>Greg Zuerlein, 2012-present</b>

### Most Made, Season

64	Jeff Wilkins, 1999
58	Jeff Wilkins, 2001
54	Bob Waterfield, 1950

### Most Made, Game

9	Bob Waterfield, vs. Baltimore, 10/22/50
8	Paige Cothren, vs. San Francisco, 11/9/58 Bob Waterfield, at New York Giants, 11/14/48 Bruce Gossett, vs. New York Giants, 11/13/66 Jeff Wilkins, vs. Carolina 11/11/01
<b>7</b>	<b>Greg Zuerlein, vs. Oakland, 11/30/14</b>

**Most Made, Game, Opponent**

- 8 Tom Feamster, at Baltimore, 11/25/56  
Cliff Patton, at Philadelphia, 10/7/50
- 7 Bob Jencks, vs. Chicago, 10/13/63
- 6 Many times, last by S. Gostkowski, vs. NE, 10/28/12

**Most Consecutive Made**

- 371 Jeff Wilkins, 1999-2007
- 165 Bruce Gossett, 1965-69
- 102 David Ray, 1970-72

**Highest Percentage Made, Career (83 attempts)**

- 99.8 Jeff Wilkins, 1997-2007 (403-404)
- 98.7 Josh Brown, 2008-11 (79-80)
- 98.2 Danny Villanueva, 1960-63 (111-113)

**Most Made, No Misses, Season**

- 64 Jeff Wilkins, 1999
- 58 Jeff Wilkins, 2001
- 51 Mike Lansford, 1989

**TWO POINT CONVERSIONS****Most Two Point Conversions, Career**

- 7 Marshall Faulk, 1999-2006
- 3 Isaac Bruce, 1994-2007
- Todd Gurley II, 2015- Present**
- 2 Jerome Bettis, 1993-95

Tony Banks, 1996-98

Ricky Proehl, 1998-2002

**Most Two Point Conversions, Season**

- 2 Jerome Bettis, 1994
- Marshall Faulk, 2000
- Marshall Faulk, 2004
- Todd Gurley II, 2018**
- 1 Many times, last by Sam Bradford, Benny Cunningham & Isaiah Pead, 2013

**Most Two Point Conversions, Game**

- 2 Marshall Faulk, vs. Atlanta, 10/15/00 (2 runs)
- Todd Gurley II, vs. Arizona, 9/16/18 (2 runs)**
- 1 Many times, last by Jared Cook, vs. San Francisco, 11/01/15

**Most Two Point Conversions, Opponent, Season**

- 2 Terance Mathis, Atlanta, 1994
- 2 Reggie Bush, New Orleans, 2007

**Most Two Point Conversions, Opponent, Game**

- 2 Reggie Bush, at New Orleans, 11/11/07 (2 runs)
- 1 Many times, last by Marshawn Lynch, vs. Sea., 9/13/15 (rush)

**FIELD GOALS****Most Attempted, Career**

- 328 Jeff Wilkins, 1997-2007
- 217 Mike Lansford, 1982-90
- 216 Greg Zuerlein, 2012-present**

**Most Attempted, Season**

- 49 Bruce Gossett, 1966
- 47 David Ray, 1973
- 45 David Ray, 1970

**Most Attempted, Game**

- 7 Bob Waterfield, vs. Detroit, 12/9/51
- Jeff Wilkins, vs. Denver, 9/10/06
- Greg Zuerlein, at Dallas, 10/1/17**
- 6 Five times, last by David Ray, at New Orleans, 11/26/72
- 5 Many times, last by Greg Zuerlein, vs. Denver, 11/17/14

**Most Attempted, Opponent, Game**

- 7 Rich Karlis, at Minnesota, 11/5/89
- 6 Five times, last by John Carney, vs. New Orleans, 9/26/04
- 5 Many times, last by Blair Walsh, vs MIN, 12/16/12

**Most Made, Career**

- 265 Jeff Wilkins, 1997-2007
- 180 Greg Zuerlein, 2012-Present**
- 158 Mike Lansford, 1982-90

**Most Made, Season**

- 39 Jeff Wilkins, 2003
- 38 Greg Zuerlein, 2017**
- 33 Josh Brown, 2010

**Most Made, Season, Rookie**

- 29 Frank Corral, 1978
- 23 Greg Zuerlein, 2012**
- 18 Bruce Gossett, 1964
- Rafael Septien, 1977

**Most Made, Game**

- 7 **Greg Zuerlein, at Dallas, 10/1/17**
- 6 Jeff Wilkins, vs. Denver, 9/10/06
- 5 **Four times, last by Greg Zuerlein, vs. Denver, 11/16/14**

**Most Made, Opponent, Game**

- 7 Rich Karlis, at Minnesota 11/5/89
- 5 Many times, last by C. Catanzaro, at ARI, 10/4/15
- 4 Many times, last by Phil Dawson, at SF, 1/3/16

**Most Consecutive Field Goals Made**

- 30 Jeff Wilkins, 1999-2001
- 19 Jeff Wilkins, 2003
- 18 Greg Zuerlein, 2016-2017**

**Most Consecutive Games, Made Field Goal**

- 27 Jeff Wilkins, 2002-04
- 20 David Ray, 1970-71
- 19 Bruce Gossett, 1967-68

**Longest Field Goal**

- 61 **Greg Zuerlein, at Minnesota 11/8/15**
- 60 **Greg Zuerlein, vs. Seattle, 9/30/12**
- 58 **Greg Zuerlein, vs. Seattle, 9/30/12**
- 57 Jeff Wilkins, vs. Arizona, 9/27/98
- 56 **Five times, Greg Zuerlein most recently, at Carolina, 9/8/19**

**Longest Field Goal, Opponent**

- 56 Joe Nedney, vs. San Francisco, 12/24/05
- 55 Adam Vinatieri, vs. New England, 12/13/98
- Jay Feely, at New York Jets, 11/9/08
- 54 Four times, last by Robbie Gould, at Chicago, 9/24/12

**Most Made, 50 or More Yards, Career**

- 28 **Greg Zuerlein, 2012-Present**
- 26 Jeff Wilkins, 1997-2007
- 15 Josh Brown, 2008-2011
- 8 Tony Zendejas, 1991-94

**Most Made, 50 or More Yards, Season**

- 7 **Greg Zuerlein, 2012**
- 6 **Greg Zuerlein, 2017**
- Tony Zendejas, 1993
- Josh Brown, 2008
- Josh Brown, 2009
- 4 Jeff Wilkins, 2003, 2004, 2005

**Greg Zuerlein, 2014, 2018**

**Most Made, 50 or More Yards, Game**

- 2 **Seven times, last by Greg Zuerlein, at Min, 11/8/15**
- 1 **Many times, last by Greg Zuerlein, at Car, 9/8/19**

**Most Made, 50 or More Yards, Game, Opponent**

- 3 Blair Walsh, vs. Minnesota, 12/16/12
- 2 Tom Dempsey, vs. New Orleans, 12/6/70
- Mick Luckhurst, vs. Atlanta, 10/7/84
- John Carney, vs. New Orleans, 9/26/04
- Nick Folk, vs. New York Jets, 11/19/12

**Highest Field Goal Percentage, Career (50 attempts)**

- 83.33 Greg Zuerlein, 2012-present (180-216)**
- 81.88 Josh Brown, 2008-11 (104-127)
- 80.79 Jeff Wilkins, 1997-2007 (265-328)
- 79.52 Tony Zendejas, 1991-94 (66-83)

**Highest Field Goal Percentage, Season**

- 100.0 Tony Zendejas, 1991 (17-17)
- Jeff Wilkins, 2000 (17-17)
- 95.00 Greg Zuerlein, 2017 (38-40)**
- 92.86 Jeff Wilkins, 2003 (39-42)
- 92.59 Greg Zuerlein, 2013 (25-27)**

**SAFETIES****Most, Career**

- 3 Kevin Greene, 1985-92
- 2 Fred Dryer, 1972-81
- Jack Youngblood, 1971-84
- Kevin Carter, 1995-2000

**Most, Season**

- †2 Fred Dryer, 1973

**Most, Game**

- \*2 Fred Dryer, vs. Green Bay, 10/21/73
- 1 Many players, last by Mark Barron, vs. Green Bay 10/28/18

**Most, Game, Opponent**

- 1 Many times, last by John Abraham, at Arizona, 12/8/13

\*NFL Record

† Ties NFL Record



## RUSHING

### Most Seasons Leading Team

8	Steven Jackson, 2005-12
6	Marshall Faulk, 1999-2006
5	Lawrence McCutcheon, 1973-77
4	Dick Bass, 1962-66
	Eric Dickerson, 1983-86

**Todd Gurley II, 2015-Present**

### Most Consecutive Seasons Leading Team

8	Steven Jackson, 2005-12
6	Marshall Faulk, 1999-2006
5	Lawrence McCutcheon, 1973-77
4	Eric Dickerson, 1983-86

**Todd Gurley II, 2015-Present**



## RUSHING ATTEMPTS

### Career

2,395	Steven Jackson, 2004-12
1,525	Eric Dickerson, 1983-87
1,447	Marshall Faulk, 1999-2006

### Season

404	Eric Dickerson, 1986
390	Eric Dickerson, 1983
379	Eric Dickerson, 1984

### Season, Rookie

†390	Eric Dickerson, 1983
294	Jerome Bettis, 1993
250	Zac Stacy, 2013

### Game

39	Jerome Bettis, vs. Chicago, 1/2/94
38	Eric Dickerson, at St. Louis, 9/7/86
36	Charles White, at Philadelphia, 9/15/85

### Game, Opponent

41	Rodney Hampton, at New York Giants, 9/19/93
	Gerald Riggs, at Atlanta, 11/17/85
35	Lynn Cain, Atlanta, 10/7/84
	Gerald Riggs, Atlanta, 10/12/86
33	Shaun Alexander, at Seattle, 11/13/05
	Maurice Jones-Drew, at Jacksonville, 10/18/09



## RUSHING YARDS

### Career

10,135	Steven Jackson, 2004-12
7,245	Eric Dickerson, 1983-87
6,959	Marshall Faulk, 1999-2006

### Season

*2,105	Eric Dickerson, 1984
1,821	Eric Dickerson, 1986
1,808	Eric Dickerson, 1983

### Season, Rookie

1,808	Eric Dickerson, 1983
1,429	Jerome Bettis, 1993

**1,106 Todd Gurley II, 2015**

973 Zac Stacy, 2013

### Game

247	Willie Ellison, vs. New Orleans, 12/5/71
223	Tom Wilson, vs. Green Bay, 12/16/56
221	Greg Bell, vs. Green Bay, 9/24/89

### Game, Rookie

223	Tom Wilson, vs. Green Bay, 12/16/56
212	Jerome Bettis, at New Orleans, 12/12/93
199	Eric Dickerson, vs. Detroit, 10/2/83

**159 Todd Gurley II, at Green Bay, 10/11/15**

### Game, Opponent

253	DeMarco Murray, at Dallas, 10/23/11
237	Jim Brown, at Cleveland, 11/24/57
228	Beanie Wells, vs. Arizona, 11/27/11
212	Adrian Peterson, vs. Minnesota, 12/16/12

### Longest Run

92t	Kenny Washington, at Chicago Cardinals, 11/2/47
89t	Tre Mason, vs. Oakland, 11/20/14
85t	Eric Dickerson, at New York Jets, 9/25/83
84t	Tom Harmon, at Chicago Bears, 10/13/46

### Longest Run, Opponents

91t	DeMarco Murray, at Dallas, 10/23/11
82t	Adrian Peterson, vs. Minnesota, 12/16/12
80	Jamaal Charles, vs. Kansas City, 12/19/10
76t	Najeh Davenport, vs. Green Bay, 10/19/03

### Most Seasons, 1,000 or More Yards

8	Steven Jackson, 2005-12
4	Lawrence McCutcheon, 1973-74, 1976-77

Eric Dickerson, 1983-86  
Marshall Faulk, 1999-01  
**Todd Gurley II, 2015, 2017, 2018**

2 Dick Bass, 1962, 1966  
Wendell Tyler, 1979, 1981  
Greg Bell, 1988-89  
Jerome Bettis, 1993-94

### Most Consecutive Seasons, 1,000 or More Yards

8	Steven Jackson, 2005-12
4	Eric Dickerson, 1983-86
3	Marshall Faulk, 1999-01

### Most Games, 100 or More Yards, Career

38	Eric Dickerson, 1983-87
33	Steven Jackson, 2004-12
27	Marshall Faulk, 1999-2006

### Most Games, 100 or More Yards, Season

11	Eric Dickerson, 1984
9	Eric Dickerson, 1983
7	Jerome Bettis, 1993
	Marshall Faulk, 1999
	Steven Jackson, 2009

### Most Consecutive Games, 100 or More Yards

6	Eric Dickerson, 1984
5	Eric Dickerson, 1986
4	Eric Dickerson, 1983, 1984
	Jerome Bettis, 1994
	Marshall Faulk, 1999
	Marshall Faulk, 2003
	Steven Jackson, 2009



## AVERAGE RUSHING GAIN

### Career (500 att.)

5.182	Dan Towler, 1950-55 (674-3,493)
4.833	Paul (Tank) Younger, 1949-57 (682-3,296)
4.809	Marshall Faulk, 1999-2006 (1,447-6,959)

### Season (Qualifiers)

7.40	Kenny Washington, 1947 (60-444)
7.26	Skeet Quinlan, 1953 (97-705)
6.77	Dan Towler, 1951 (126-854)

### Game (10 att.)

14.6	Dan Towler, at Baltimore, 11/22/53 (14-205)
13.2	Kenny Washington, at Chicago Cardinals, 11/2/47 (11-145)
13.1	Dan Towler, at Green Bay, 10/21/51 (11-144)

### Game (10 att.), Opponent

13.8	George Taliaferro, vs. New York Yanks, 11/18/51 (12-166)
13.3	Frank Reagan, vs. New York Giants, 12/1/46 (10-133)
12.6	Delvin Williams, vs. Miami, 11/9/80 (12-151)



## RUSHING TOUCHDOWNS

### Career

58	Marshall Faulk, 1999-2006
56	Eric Dickerson, 1983-87
56	Steven Jackson, 2004-12

### Season

18	Eric Dickerson, 1983
	Marshall Faulk, 2000
<b>17</b>	<b>Todd Gurley II, 2018</b>
16	Greg Bell, 1988
15	Greg Bell, 1989

### Season, Rookie

†18	Eric Dickerson, 1983
<b>10</b>	<b>Todd Gurley II, 2015</b>
7	Jerome Bettis, 1993
7	Zac Stacy, 2013
6	Dan Towler, 1952

### Game

4	Marshall Faulk, vs. Minnesota, 12/10/00
<b>3</b>	<b>Many times, last by Todd Gurley II, vs. Arizona, 9/16/18</b>

### Game, Opponent

4	Jim Brown, at Cleveland, 11/24/57
	Ron Moore, at Phoenix, 12/4/93
3	Many times, last by Maurice Jones-Drew, at Jacksonville, 10/18/09
2	Many times, last by Beanie Wells, at ARI, 11/25/12

## PASSING

### Most Seasons Leading Team

9	Roman Gabriel, 1963-72
8	Jim Everett, 1986-92 Marc Bulger, 2002-09
6	Norm Van Brocklin, 1950, 1952-1955, 1957

### Most Consecutive Seasons Leading Team

9	Roman Gabriel, 1963-72
8	Jim Everett, 1986-92 Marc Bulger, 2002-09
4	Norm Van Brocklin, 1952-1955

## PASSER RATING

### Highest, Career (1,500 att.)

97.2	Kurt Warner, 1998-2003
84.4	Marc Bulger, 2001-09
79.3	Sam Bradford, 2010-13

### Highest, Season (Qualifiers)

109.2	Kurt Warner, 1999
101.8	Trent Green, 2000
101.4	Kurt Warner, 2001

### Season, Rookie (Qualifiers)

81.8	Dieter Brock, 1985
76.5	Sam Bradford, 2010
72.4	Bob Waterfield, 1945

## PASSING ATTEMPTS

### Career

3,313	Roman Gabriel, 1962-72
3,277	Jim Everett, 1986-93
3,171	Marc Bulger, 2001-09

### Season

590	Sam Bradford, 2010
588	Marc Bulger, 2006
<b>561</b>	<b>Jared Goff, 2018</b>

### Season, Rookie

590	Sam Bradford, 2010
368	Tony Banks, 1996
365	Dieter Brock, 1985

### Game

62	Marc Bulger, at New York Giants, 10/2/05
56	Marc Bulger, at San Francisco, 9/11/05
55	Mark Rypien, vs. Buffalo, 12/10/95 Marc Bulger, vs. Chicago, 12/11/06 Sam Bradford, vs. Minnesota, 12/16/12 Sam Bradford, vs. Arizona, 9/12/10 Sam Bradford, at Atlanta, 9/15/13

### Game, Opponent

58	Kent Graham, at Arizona, 9/29/96
56	Drew Brees, vs. New Orleans, 12/15/2013
54	Peyton Manning, vs. Denver, 11/16/14
52	Tony Eason, vs. New England, 11/16/86 Neil Lomax, at St. Louis, 11/4/84 Mark Brunell vs. Jacksonville, 10/20/96 Ryan Lindley, at Arizona, 11/25/12

## PASSING COMPLETIONS

### Career

1,969	Marc Bulger, 2001-09
1,847	Jim Everett, 1986-93
1,705	Roman Gabriel, 1962-72

### Season

375	Kurt Warner, 2001
370	Marc Bulger, 2006
<b>364</b>	<b>Jared Goff, 2018</b>

### Season, Rookie

354	Sam Bradford, 2010
218	Dieter Brock, 1985
192	Tony Banks, 1996

### Game

40	Marc Bulger, at New York Giants, 10/2/05
36	Marc Bulger, vs. San Diego, 11/10/02
35	Dieter Brock, vs. San Francisco, 10/27/85 Kurt Warner, at Seattle, 9/10/00 Marc Bulger, at Green Bay, 11/29/04 Sam Bradford, vs. Minnesota, 12/16/12 <b>Jared Goff, vs. Philadelphia, 12/16/18</b>

### Game, Opponent

39	Drew Brees, vs. New Orleans, 12/15/2013
----	---

37	Richard Todd, at New York Jets, 9/25/83 Kent Graham, at Arizona, 9/29/96 Mark Brunell, vs. Jacksonville, 10/20/96
36	Tony Eason, vs. New England, 11/16/86 Josh McCown, vs. Chicago, 11/24/13

### Consecutive Passes Completed

20	Case Keenum vs. Detroit Lions, 10/16/16
18	Jim Everett, vs. New York Giants, 11/12/89
16	Jim Everett, vs. Kansas City, 11/10/91

## COMPLETION PERCENTAGE

### Career (500 att.)

66.4%	Kurt Warner, 1998-2003 (1,688-1,121)
62.1%	Marc Bulger, 2001-09 (2,924-1,829)
<b>62.0%</b>	<b>Jared Goff, 2016-present (795-1,282)</b>

### Season (min. 200 att.)

68.7%	Kurt Warner, 2001 (546-375)
67.7%	Kurt Warner, 2000 (347-235)
66.2%	Marc Bulger, 2004 (495-321)

### Season, Rookie (min. 100 att.)

60.0%	Sam Bradford, 2010 (590-354)
59.7%	Dieter Brock, 1985 (365-218)
56.3%	Ryan Fitzpatrick, 2005 (135-76)

### Game (20 att.)

86.9%	Kurt Warner, vs. San Francisco, 10/10/99 (23-20)
85.7%	Jim Everett, vs. New York Giants, 10/18/92 (21-18)
85.5%	Austin Davis, vs. Seattle, 10/20/14 (20-17)
84.4%	Kurt Warner, vs. Minnesota 12/10/00 (32-27)

### Game (20 att.), Opponent

91.3%	Vinny Testaverde, vs. Cleveland, 12/26/93 (21-23)
84.6%	Kerry Collins, vs. New York Giants, 9/15/02 (22-26)
85.7%	Alex Smith, vs. Kansas City, 10/27/14 (24-28)
84.4%	Carson Palmer, at Arizona, 12/8/13 (27-32)

## PASSING YARDS

### Career

23,758	Jim Everett, 1986-93
22,814	Marc Bulger, 2001-09
22,223	Roman Gabriel, 1962-72

### Season

4,830	Kurt Warner, 2001
<b>4,688</b>	<b>Jared Goff, 2018</b>
4,353	Kurt Warner, 1999

### Season, Rookie

3,512	Sam Bradford, 2010
2,658	Dieter Brock, 1985
2,544	Tony Banks, 1996

### Game

*554	Norm Van Brocklin, vs. New York Yanks, 9/28/51
509	Vince Ferragamo, vs. Chicago, 12/26/82
<b>465</b>	<b>Jared Goff, vs. Minnesota Vikings, 9/27/18</b>

### Game, Opponent

483	Boomer Esiason, vs. Cincinnati, 10/7/90
478	Patrick Mahomes, vs. Kansas City, 11/19/18
462	Steve Young, vs. San Francisco, 11/28/93

### Most Seasons, 3,000 or More Passing Yards

5	Jim Everett, 1988-92
3	Kurt Warner, 1999-01 Marc Bulger, 2003-04, 2006
2	Vince Ferragamo, 1980, 1983 Sam Bradford, 2010, 2012 <b>Jared Goff, 2017, 2018</b>

### Most Games, 300 or More Passing Yards, Career

30	Kurt Warner, 1998-2003
27	Marc Bulger, 2001-09
20	Jim Everett, 1986-93

### Most Games, 300 or More Passing Yards, Season

9	Kurt Warner, 1999 Kurt Warner, 2001
8	Marc Bulger, 2006
7	Kurt Warner, 2000 <b>Jared Goff, 2018</b>

### Most Consecutive Games, 300 or More Passing Yards

6	Kurt Warner, 2000
4	Kurt Warner, 1999 <b>Jared Goff, 2018</b>
3	Jim Everett, 1989, 1991 Mark Rypien, 1995 Marc Bulger, 2006

### Longest Pass Completion

- 96t Frank Ryan (to Matson), vs. Pittsburgh, 10/1/61
- 95t Bill Munson (to Pope), vs. Green Bay, 12/3/64
- 94t Jared Goff (to Woods), vs Houston, 11/12/17**

### Opponent, Longest Pass Completion

- 98t Jim Hart (to Rashad), at St. Louis, 12/10/72
- 95t Joe Montana (to Taylor), vs. San Francisco, 12/11/89
- 91t Bart Starr (to Dowler), vs. Green Bay, 12/17/60

### AVERAGE GAIN PASSING

#### Career (500 att.)

- 8.56 Kurt Warner, 1998-2003 (1,688-14,447)
- 8.49 Norm Van Brocklin, 1959-57 (1,897-16,114)
- 8.01 James Harris, 1972-76 (652-5,220)

#### Season (Qualifiers)

- 10.14 Norm Van Brocklin, 1954 (260-2,637)
- 9.88 Kurt Warner, 2000 (347-3,429)
- 9.61 Bob Waterfield, 1945 (172-1,653)

#### Game (20 att.)

- 15.40 Norm Van Brocklin, at Chicago Bears, 11/16/52
- 15.19 Roman Gabriel, vs. San Francisco, 11/9/69
- 15.03 James Harris, at Miami, 10/3/76

#### Game (20 att.), Opponent

- 15.86 Ed Brown, vs. Chicago, 10/9/60
- 14.46 Milt Plum, vs. Detroit, 11/1/64
- 14.44 Steve Young, vs. San Francisco, 11/28/93

### PASSING TOUCHDOWNS

#### Career

- 154 Roman Gabriel, 1962-72
- 142 Jim Everett, 1986-92
- 122 Marc Bulger, 2001-09

#### Season

- 41 Kurt Warner, 1999
- 36 Kurt Warner, 2001
- 32 Jared Goff, 2018**

#### Season, Rookie

- 18 Sam Bradford, 2010
- 16 Dieter Brock, 1985
- 15 Tony Banks, 1996

#### Game

- 5 Bob Waterfield, vs. New York Bulldogs, 11/27/49
- Norm Van Brocklin, vs. Detroit, 10/29/50
- Norm Van Brocklin, at New York Yanks, 9/28/51
- Bob Waterfield, vs. Green Bay, 12/16/51
- Roman Gabriel, vs. Cleveland, 12/12/65
- Vince Ferragamo, vs. New Orleans, 11/2/80
- Vince Ferragamo, vs. San Francisco, 10/23/83
- Jim Everett, at New York Giants, 9/25/88
- Kurt Warner, vs. San Francisco, 10/10/99
- Jared Goff, vs. Minnesota, 9/27/18**
- 4 Many times, last by Jared Goff, vs. San Francisco, 12/30/18**

#### Game, Opponent

- 6 Patrick Mahomes, vs. Kansas City, 11/19/18
- 5 Dan Marino, vs. Miami, 12/14/86
- 4 Jeff George, at Oakland, 9/28/97
- Eli Manning, at New York Giants, 10/2/05
- Tom Brady, vs. New England, 10/28/12
- Drew Brees, vs. New Orleans, 11/20/16
- Carson Wentz vs. Philadelphia, 12/10/17

#### Most Games, Four or More Touchdowns Passes, Career

- 6 Norm Van Brocklin, 1949-57
- Jim Everett, 1986-93
- 5 Vince Ferragamo, 1977-80, 1982-84
- Jared Goff, 2016-18**

#### Most Games, Four or More Touchdowns Passes, Season

- 4 Vince Ferragamo, 1980
- 3 Kurt Warner, 2001
- Jared Goff, 2018**
- 2 Norm Van Brocklin, 1957
- Jim Everett, 1988
- Jim Everett, 1990
- Kurt Warner, 2000
- Jared Goff, 2017**

### HAD INTERCEPTED

#### Career

- 128 Bob Waterfield, 1945-52
- 127 Norm Van Brocklin, 1949-57
- 123 Jim Everett, 1986-93

### Season

- 24 Bob Waterfield, 1949
- 23 Vince Ferragamo, 1983
- 22 Bill Wade, 1958
- Kurt Warner, 2001
- Marc Bulger, 2003

### Game

- 7 Parker Hall, vs. Green Bay, 11/18/42
- Bob Waterfield, at Green Bay, 10/17/58
- 6 Norm Van Brocklin, vs. Baltimore, 12/4/54
- Bill Wade, vs. Detroit, 10/26/56
- Norm Van Brocklin, vs. Detroit, 10/13/57
- Chris Chandler, at Carolina, 12/12/04
- 5 Norm Van Brocklin, at San Francisco, 10/28/51
- Ryan Fitzpatrick, at Minnesota, 12/11/05
- Gus Frerotte, at Baltimore, 10/14/07

### Most Consecutive Passes Attempted, None Intercepted

- 249 Marc Bulger, 2005-06
- 206 Roman Gabriel, 1968-69
- 169 \*Sam Bradford, 2010

### LOWEST PERCENTAGE PASSES INTERCEPTED

#### Career (500 att.)

- 2.10 Jared Goff, 2016-Present (1,282-27)**
- 2.15 Sam Bradford, 2010- (1,760-38)
- 2.93 Marc Bulger, 2001-09 (3,171-93)
- 3.38 Roman Gabriel, 1962-72 (3,313-112)

#### Season (Qualifiers)

- 1.40 Marc Bulger, 2006 (588-8)
- 1.46 Jared Goff, 2017 (477-7)**
- 1.75 Roman Gabriel, 1969 (399-7)

#### Season, Rookie (Qualifiers)

- 2.54 Sam Bradford, 2010 (590-15)
- 3.56 Dieter Brock, 1985 (365-13)
- 4.07 Tony Banks, 1996 (368-15)

### TIMES SACKED

#### Career

- 279 Roman Gabriel, 1962-72
- 254 Marc Bulger, 2001-09
- 186 Jim Everett, 1986-93

#### Season

- 51 Dieter Brock, 1985
- 49 Marc Bulger, 2006
- 48 Roman Gabriel, 1966
- Tony Banks, 1996

#### Game

- 10 Bill Munson, at San Francisco, 12/6/64
- James Harris, vs. San Francisco, 10/11/76
- Roman Gabriel, at Green Bay, 9/25/66
- Tony Banks, vs. San Francisco, 10/25/98
- 7 Many times, Last by Jared Goff vs. Arizona, 1/1/17**

#### Game, Opponent

- 10 Bob Barry, vs. Atlanta 9/28/65
- 9 Mike Ray, vs. Tampa Bay, 11/5/78
- Dave Wilson, vs. New Orleans, 11/3/85
- Steve Beuerlein, at Los Angeles Raiders, 9/18/88
- Rob Johnson, at Buffalo, 9/20/98
- Kevin Kolb, vs. Arizona, 10/4/12
- 8 Joe Montana, at San Francisco, 12/18/88
- Daunte Culpepper, vs. Minnesota, 11/30/03
- 8 Colin Kaepernick, at San Francisco, 11/3/15

### PASS RECEIVING - RECEPTIONS

#### Most Seasons Leading Team

- 9 Henry Ellard, 1984-93
- 7 Torry Holt, 1999-2008
- 5 Tom Fears, 1948-55

#### Most Consecutive Seasons Leading Team

- 8 Henry Ellard, 1984-91
- 7 Torry Holt, 2002-08
- 4 Jim Phillips, 1960-63

#### Career

- 942 Isaac Bruce, 1994-2007
- 869 Torry Holt, 1999-2008
- 593 Henry Ellard, 1983-1993

#### Season

- 119 Isaac Bruce, 1995
- 117 Torry Holt, 2003
- 102 Torry Holt, 2005



**Season, Rookie**

- 62 **Cooper Kupp, 2017**
- 54 Eddie Kennison, 1996
- 53 Donnie Avery, 2008

**Season, Running Back**

- 90 Steven Jackson, 2006
- 87 Marshall Faulk, 1999
- 83 Marshall Faulk, 2001

**Game**

- 18 Tom Fears, vs. Green Bay, 12/3/50
- 15 Willie Anderson, at New Orleans, 11/26/89
- Isaac Bruce, vs. Miami, 12/24/95
- Danny Amendola, vs. Washington, 9/16/12
- 14 Dick Hoerner, vs. New York Yanks, 11/19/50

**Game, Opponent**

- 16 Jerry Rice, at San Francisco, 11/20/94
- Keenan McCardell, vs. Jacksonville, 10/20/96
- 13 Larry Centers, at Arizona, 9/29/96
- 12 Andre Rison, at Atlanta, 9/11/94

**Most Consecutive Games, Pass Reception**

- 153 Torry Holt, 1999-2008
- 81 Henry Ellard, 1986-92
- Marshall Faulk, 1999-2004
- 70 Jim Phillips, 1958-63

**Most Seasons 50 or More Pass Receptions**

- 11 Isaac Bruce, 1995-97, 1999-2004, 2006-07
- 10 Torry Holt, 1999-2008
- 7 Henry Ellard, 1985, 1987-1991, 1993

**RECEIVING YARDS****Most Seasons Leading Team**

- 9 Henry Ellard, 1984-91, 1993
- Torry Holt, 2000-08
- 5 Tom Fears, 1948-55

**Most Consecutive Seasons Leading Team**

- 9 Torry Holt, 2000-08
- 8 Henry Ellard, 1984-91
- 4 Jim Phillips, 1960-63

**Career**

- 14,109 Isaac Bruce, 1994-2007
- 12,660 Torry Holt, 1999-2008
- 9,761 Henry Ellard, 1983-93

**Season**

- 1,781 Isaac Bruce, 1995
- 1,696 Torry Holt, 2003
- 1,635 Torry Holt, 2000

**Season, Rookie**

- 924 Eddie Kennison, 1996
- 869 **Cooper Kupp, 2017**
- 788 Torry Holt, 1999

**Season, Running Back**

- 1,049 Marshall Faulk, 1999
- 830 Marshall Faulk, 2000
- 825 Amp Lee, 1997

**Game**

- \*336 Willie Anderson, at New Orleans, 11/26/89
- 303 Jim Benton, at Detroit, 11/22/45
- 238 Harold Jackson, vs. Dallas, 10/14/73

**Game, Rookie**

- 226 Eddie Kennison, at Atlanta, 12/15/96
- 208 Jim Phillips, at Green Bay, 11/16/58
- 163 Donnie Avery, at New England, 10/26/08

**Game, Opponent**

- 286 John Taylor, vs. San Francisco, 12/11/89
- 257 Billy Wilson, vs. San Francisco, 10/3/54
- 241 Jerry Rice, at San Francisco, 12/9/85

**Longest Pass Reception**

- 96t Ollie Matson (from Frank Ryan), vs. Pittsburgh, 10/1/61
- 95t Bucky Pope (from Bill Munson), vs. Green Bay, 12/13/64
- 94t **Robert Woods (from Jared Goff), vs. Houston, 11/12/17**

**Most Seasons, 1,000 or More Yards Pass Receiving**

- 8 Isaac Bruce, 1995-96, 1999-2002, 2004 2006
- 8 Torry Holt, 2000-07
- 4 Henry Ellard, 1988-91

**Most Games, 100 or More Yards Pass Receiving, Career**

- 46 Torry Holt, 1999-2008
- 43 Isaac Bruce, 1994-2007
- 26 Henry Ellard, 1983-93

**Most Games, 100 or More Yards Pass Receiving, Season**

- 10 Torry Holt, 2003
- 9 Isaac Bruce, 1995
- 8 Elroy Hirsch, 1951
- Torry Holt, 2000

**Most Consecutive Games, 100 or More Yards, Pass Receiving**

- 6 Isaac Bruce, 1995
- 5 Elroy Hirsch, 1951
- Bob Boyd, 1954
- 4 Isaac Bruce, 2004
- 3 **Brandin Cooks, 2018**

**Most Consecutive Games, 150 or More Yards, Pass Receiving**

- 3 Isaac Bruce, 1995
- 2 Tom Fears, 1950-51
- Torry Holt, 2000, 2003, 2004

**AVERAGE GAIN - RECEIVING****Career (150 receptions)**

- 20.5 Bob Boyd, 1950-57 (176-3,611)
- 20.3 Willie Anderson, 1988-94 (259-5,246)
- 18.3 Elroy Hirsch, 1949-57 (343-6,289)

**Game (3 receptions)**

- \*63.0 Torry Holt, at Atlanta, 9/24/00 (3-189)
- 50.3 Jack Snow, at Baltimore, 10/15/67 (3-151)
- 49.7 Bob Boyd, at Green Bay, 10/17/54 (3-149)

**Game (3 receptions), Opponent**

- 55.3 Koren Robinson, vs. Seattle, 10/20/02 (3-166)
- 49.3 Charley Taylor, vs. Washington, 10/22/67 (3-148)
- 44.0 Charles Wilson, vs. Tampa Bay, 12/11/94 (4-176)

**RECEIVING TOUCHDOWNS****Career**

- 84 Isaac Bruce, 1994-2007
- 74 Torry Holt, 1999-2008
- 53 Elroy Hirsch, 1949-57

**Season**

- 17 Elroy Hirsch, 1951
- 13 Harold Jackson, 1973
- Isaac Bruce, 1995
- 12 Isaac Bruce, 1999
- Torry Holt, 2003

**Season, Rookie**

- 10 Bucky Pope, 1964
- 8 Eddie Kennison, 1996
- 6 Leon Clarke, 1956
- Torry Holt, 1999

**Game**

- 4 Bob Shaw, vs. Washington, 12/11/49
- Elroy Hirsch, at New York Yanks, 9/28/51
- Harold Jackson, vs. Dallas, 10/14/73
- Isaac Bruce, vs. San Francisco, 10/10/99
- 3 Many times, Last by Torry Holt, vs. Seattle, 10/15/06
- 2 **Many times, Last by Brandin Cooks and Josh Reynolds vs. Kansas City 12/30/18**

**Game, Opponent**

- 4 Mike Ditka, vs. Chicago, 10/13/63
- 3 Many times, last by Torrey Smith, vs. Baltimore, 9/25/11
- 2 Many times, last by Tyreek Hill and Chris Conley, vs. Kansas City, 11/19/18

**Most Consecutive Games, Touchdown**

- 11 Elroy Hirsch, 1950-51
- 6 Henry Ellard, 1988-89
- 5 Jim Benton, 1938-39
- Jack Snow, 1967-68
- Harold Jackson, 1973
- Torry Holt, 2003, 2006

**PUNTING****Career**

- 542 **Johnny Hekker, 2012-present**
- 449 Donnie Jones, 2007-11
- 432 Dale Hatcher, 1985-89, 1991

**Season**

- 105 Donnie Jones, 2011
- 98 **Johnny Hekker, 2016**
- 97 Dale Hatcher, 1986
- 96 **Johnny Hekker, 2015**

### Season, Rookie

93	Ken Clark, 1979
87	Dale Hatcher, 1985
<b>82</b>	<b>Johnny Hekker, 2012</b>
77	Rusty Jackson, 1976

### Game

12	Parker Hall, vs. Green Bay, 11/26/39
	Rusty Jackson, at San Francisco, 11/21/76
11	Danny Villanueva, vs. Dallas, 9/30/62
	Danny Villanueva, at Pittsburgh, 9/13/64
	Donnie Jones, vs. San Francisco, 1/3/2010
	<b>Johnny Hekker, vs. San Francisco, 9/26/13</b>

### Game, Opponent

14	George Taliasfero, vs. New York Yanks, 9/28/51
11	Tom Girard, vs. Green Bay, 12/3/50
	Gerry Collins, vs. Cleveland, 12/12/65
	Bobby Joe Green, at Chicago, 12/2/73
	Tom Wittum, at San Francisco, 11/21/76
	Hermon Weaver, at Seattle, 11/4/79
10	Many times, Last by Tommy Barnhardt, at New Orleans, 11/26/89

### Longest Punt

88	Bob Waterfield, at Green Bay, 10/17/48
86	Bob Waterfield, at Green Bay, 10/5/47
80	Donnie Jones, at Seattle, 10/21/07
	Parker Hall, vs. Philadelphia 12/3/39

### Longest Punt, Opponent

76	Sammy Baugh, at Washington, 11/5/44
75	Sam Baker, vs. Dallas, 9/30/62
74	Jack Jacobs, at Green Bay, 10/5/47

## AVERAGE GROSS YARDS PUNTING

### Career (250 punts)

47.0	<b>Johnny Hekker, 2012-present (545 - 25,610)</b>
46.6	Donnie Jones, 2007-11 (449 - 20,924)
44.3	Danny Villanueva, 1961-64 (296 -13,009)

### Season (Qualifiers)

50.0	Donnie Jones, 2008 (82-4,100)
<b>47.9</b>	<b>Johnny Hekker, 2015 (96-4,601)</b>
<b>47.9</b>	<b>Johnny Hekker, 2017 (65-3,113)</b>
<b>47.8</b>	<b>Johnny Hekker, 2016 (98-4,680)</b>

### Season, Rookie (Qualifiers)

<b>45.8</b>	<b>Johnny Hekker, 2012 (82-3,756)</b>
43.6	John Misko, 1982 (45-1,961)
43.2	Dale Hatcher, 1985 (87-3,735)

### Game (4 punts)

<b>56.9</b>	<b>Johnny Hekker, vs. Arizona, 10/4/12 (7-398)</b>
<b>56.4</b>	<b>Johnny Hekker vs. Philadelphia, 12/10/17 (5-282)</b>
56.3	Donnie Jones, vs. Arizona, 11/22/09 (4-225)
56.2	Donnie Jones, vs. Buffalo, 9/28/08 (5-281)

### Game, Opponent (4 Punts)

59.5	Mike Scifres, vs. Chargers, 10/17/10 (6-357)
57.3	Fred Morrison, at Chicago Bears, 11/16/52 (4-229)
56.8	Sammy Baugh, at Washington, 10/26/41 (6-341)

## PUNTS HAD BLOCKED

### Career

5	Bob Waterfield, 1945-52
4	Dale Hatcher, 1985-89, 1991
<b>2</b>	<b>Many players, last by Johnny Hekker, 2012-Present</b>

### Season

2	Bob Waterfield, 1950
	Jon Kilgore, 1967
	Rusty Jackson, 1976
	Glen Walker, 1978
	Ken Clark, 1979
<b>1</b>	<b>Many times, last by Johnny Hekker, 2019</b>

### Most Consecutive Punts, None Blocked

425	Donnie Jones, 2007-2011
380	Sean Landeta, 1993-96, 2003-04
370	Johnny Hekker, 2014-2019

## PUNT RETURNS

### Most Seasons Leading Team

5	Henry Ellard, 1983-93
4	Jon Arnett, 1957-63
	Jim Bertelsen, 1972-76
3	Verda (V.T.) Smith, 1949-53
	Woodley Lewis, 1950-55
	Alvin Haymond, 1969-71

LeRoy Irvin, 1980-89  
Eddie Kennison, 1996-98  
Az-Zahir Hakim, 1998-2001

### Most Consecutive Seasons Leading Team

5	Henry Ellard, 1983-87
4	Jim Bertelsen, 1972-76
3	Verda (V.T.) Smith, 1949-51
	Woodley Lewis, 1952-54
	Alvin Haymond, 1969-71
	LeRoy Irvin, 1980-82
	Eddie Kennison, 1996-98
	Az-Zahir Hakim, 1999-2001

## PUNT RETURNS

### Career

158	Tavon Austin, 2013-2017
146	LeRoy Irvin, 1980-89
135	Henry Ellard, 1983-93

### Season

56	Eddie Brown, 1979
53	Alvin Haymond, 1970
	Todd Kinchen, 1995
52	Jackie Wallace, 1978

### Season, Rookie

42	LeRoy Irvin, 1980
30	Tavon Austin, 2013
29	Darryl Henley, 1989
	Eddie Kennison, 1996
27	Verda (V.T.) Smith, 1949

### Game

7	Many times, last by Tavon Austin, vs. Atlanta, 12/11/16
6	Many times, last by Vernon Turner, vs. New England, 9/13/92
5	Many times, last by Danny Amendola, vs. San Francisco, 1/3/2010

### Game, Opponent

8	Kevin Miller vs. Minnesota, 12/2/79
	DeSean Jackson, at Philadelphia, 9/7/08
7	Many times, last by Leon Washington, vs. Seattle, 11/20/11

## PUNT RETURN YARDS GAINED

### Career

1,527	Henry Ellard, 1983-93
1,451	LeRoy Irvin, 1980-89
1,356	Tavon Austin, 2013-2017

### Season

618	Jackie Wallace, 1978
615	LeRoy Irvin, 1981
501	Henry Ellard, 1985

### Season, Rookie

427	Verda (V.T.) Smith, 1949
423	Eddie Kennison, 1996
296	Henry Ellard, 1983

### Game

*207	LeRoy Irvin, at Atlanta, 11/14/81
145	Tavon Austin, at Indianapolis, 11/10/13
143	Tavon Austin, at Washington, 12/7/14

### Game, Opponent

128	Tyrone Hughes, vs. New Orleans, 10/3/93
	Darrien Gordon, at San Diego, 11/27/94
127	Patrick Peterson, at Arizona, 11/6/11
125	Dana McLemore, at San Francisco, 11/16/80
122	Robert Brooks, at Green Bay, 10/9/94

### Longest Punt Return

*103t	Robert Bailey, at New Orleans, 10/23/94
98t	Tavon Austin, at Indianapolis, 11/10/13
90t	Dick Bass, vs. Green Bay, 12/17/61
90t	Stedman Bailey vs. Seattle, 10/19/14
88t	Tom Harmon, vs. Detroit, 11/23/47
88t	Nick Miller, vs. Arizona, 11/27/11

### Longest Punt Return, Opponent

99t	Patrick Peterson, at Arizona, 11/6/11
94t	Darrien Gordon, at Denver, 9/14/97
93t	Dana McLemore, at San Francisco, 1/2/82
90t	Nate Burleson, at Seattle, 11/12/06

## PUNT RETURN AVERAGE YARDAGE

### Career (Min. 75 ret.)

11.4	Az-Zahir Hakim, 1998-2001 (112-1,278)
11.3	Henry Ellard, 1983-93 (135-1,527)
11.1	Danny Amendola, 2009-12 (81-899)

### Season (Qualifiers)

18.5	Woodley Lewis, 1952 (19-351)
15.8	Verda (V.T.) Smith, 1949 (27-427)
15.6	Les Horvath, 1948 (13-203)

### Season, Rookie (Qualifiers)

15.8	Verda (V.T.) Smith, 1949 (27-427)
14.6	Eddie Kennison, 1996 (29-423)
14.5	Jim Bertelsen, 1972 (16-232)

### Game (3 returns)

40.0	Woodley Lewis at Detroit, 10/18/53 (3-120)
39.3	Jon Arnett vs. Chicago, 11/2/58 (3-118)
36.3	Tavon Austin at Indianapolis, 11/10/13 (4-145)
35.8	Tavon Austin, at Washington, 12/7/14 (4-143)
34.7	Henry Ellard at Atlanta, 10/22/84 (3-104)

### Game, Opponent (3 returns)

36.0	Art Jones, vs. Pittsburgh, 9/7/41 (3-108)
	George McAfee, at Chicago Bears, 10/10/48 (3-108)
32.0	Tyrone Hughes, vs. New Orleans, 13/3/93 (4-128)
31.8	Patrick Peterson, at Arizona, 11/6/11 (4-127)

## PUNT RETURN TOUCHDOWNS

### Career

4	LeRoy Irvin, 1980-89
	Henry Ellard, 1983-91
3	Woodley Lewis, 1950-55
	Eddie Kennison, 1996-98
	Tavon Austin, 2013-2017
2	Todd Kinchen, 1992-95
	Az-Zahir Hakim, 1998-2001

### Season

3	LeRoy Irvin, 1981
2	Woodley Lewis, 1952
	Henry Ellard, 1984
	Todd Kinchen, 1992
	Eddie Kennison, 1996
1	Many times, last by Tavon Austin, 2015

### Season, Rookie

2	Todd Kinchen, 1992
	Eddie Kennison, 1996
1	Verda (V.T.) Smith, 1949
	Henry Ellard, 1983
	Tavon Austin, 2013

### Game

†2	Leroy Irvin, at Atlanta, 10/11/81
	Todd Kinchen, vs. Atlanta, 12/27/92
1	Many times, last by Tavon Austin, at GB., 10/11/15

### Game, Opponent

2	Jack Christiansen, vs. Detroit, 10/14/51
1	Many times, last by Patrick Peterson, vs. Ari. 11/25/11

## KICKOFF RETURNS

### Most Seasons Leading Team

5	Ron Brown, 1984-89, 1991
3	Benny Cunningham, 2014-16
	Fred Gehrke, 1940, 1945-49
	Jon Arnett, 1957-63
	Cullen Bryant, 1973-82, 1987
	Drew Hill, 1979-84
	Barry Redden, 1982-86
	Tony Horne, 1998-00
2	Woodley Lewis, 1950-55
	Carver Shannon, 1962-64
	Willie Ellison, 1967-72
	Ron Smith, 1968-69
	Vernon Turner, 1991-92
	J.T. Thomas, 1995-98
	Arlen Harris, 2003-04
	Dante Hall, 2007-08
	Danny Amendola, 2009-10

### Most Consecutive Seasons Leading Team

5	Ron Brown, 1985-89
3	Benny Cunningham, 2014-16
	Drew Hill, 1979-81

	Barry Redden, 1982-84
	Tony Horne, 1998-00
2	Woodley Lewis, 1953-54
	Carver Shannon, 1963-64
	Ron Smith, 1968-69
	Vernon Turner, 1991-92
	Arlen Harris, 2003-04
	Dante Hall, 2007-08
	Danny Amendola, 2009-10

## KICKOFF RETURN TOTALS

### Career

171	Drew Hill, 1979-84
169	Ron Brown, 1984-89, 1991
143	Tony Horne, 1998-2000

### Season

66	Danny Amendola, 2009
60	Drew Hill, 1981
57	Tony Horne, 2000

### Season, Rookie

56	Tony Horne, 1998
51	Arlen Harris, 2003
49	David Thompson, 1997

### Game

9	Danny Amendola, at Tennessee, 12/13/09
8	Tony Horne, at Kansas City, 10/22/00
	Chris Johnson, at Indianapolis, 10/17/05
	Derek Stanley, vs. Pittsburgh, 12/20/07
	Danny Amendola, vs. Green Bay, 9/27/09
7	Many times, last by Danny Amendola, vs. Atlanta, 11/21/10

### Game, Opponent

8	DeRon Jenkins, vs. San Diego, 10/1/00
	Bethel Johnson, at Minnesota, 12/31/06
	Pierre Thomas, at New Orleans, 11/11/07
7	Tim Dwight, at Atlanta, 10/17/99
	Dino Philyaw, vs. New Orleans, 11/28/99
	Dino Philyaw, at New Orleans, 12/12/99
	Steve Smith, vs. Carolina, 11/11/01
	Maurice Morris, vs. Seattle, 10/20/02
	Kevin Kasper, vs. Arizona, 12/15/02
6	Many times, last by LaRod Stephens-Howling, vs. Arizona, 12/5/10

## KICKOFF RETURN YARDS

### Career

3,918	Ron Brown, 1984-89, 1991
3,577	Tony Horne, 1998-2000
3,438	Drew Hill, 1979-84

### Season

1,618	Danny Amendola, 2009
1,379	Tony Horne, 2000
1,306	Tony Horne, 1998

### Season, Rookie

1,306	Tony Horne, 1998
1,175	Arlen Harris, 2003
1,110	David Thompson, 1997

### Game

267	Tony Horne, at Kansas City, 10/22/00
229	Derek Stanley, vs. Pittsburgh, 12/20/07
217	Danny Amendola, at Tennessee, 12/13/09

### Game, Opponent

304	Tyrone Hughes, at New Orleans, 10/23/94
294	Wally Triplett, vs. Detroit, 10/29/50
252	Steve Smith, vs. Carolina, 11/11/01

### Longest Kickoff Return

105t	Jon Arnett, vs. Detroit, 10/29/61
	Travis Williams, vs. New Orleans, 12/5/71
103t	Tom Wilson, at Baltimore, 11/25/56
	Tony Horne, vs. Atlanta 10/15/00
	Pharoh Cooper, at Jacksonville, 10/15/17
102t	Tony Horne, vs. Atlanta, 11/29/98
102	Benny Cunningham, vs. TB 12/17/15

### Longest Kickoff Return, Opponent

105t	Abe Woodson, vs. San Francisco, 11/8/53
	Stefan Logan, at Detroit, 10/10/10
104t	Travis Williams, vs. Green Bay, 12/9/67
103t	Russ Craft, vs. Philadelphia, 10/7/50

## KICKOFF RETURN AVERAGE YARDAGE

### Career (Min. 75 returns)

27.1	Benny Cunningham, 2013-present (95-2,575)
26.3	Ron Brown, 1984-89, 91 (149-3,918)
24.7	Tony Horne, 1998-2000 (143-3,575)
23.8	Woodley Lewis, 1950-55 (109-2,575)

### Season (Qualifiers)

33.7	Verda (V.T.) Smith, 1950 (22-742)
32.8	Ron Brown, 1985 (28-918)
31.8	Tom Wilson, 1956 (15-477)

### Season, Rookie (Qualifiers)

31.8	Tom Wilson, 1956 (15-477)
28.0	Jon Arnett, 1957 (18-504)
27.1	Ron Waller, 1955 (17-461)

### Game (3 returns)

51.7	Tommy Wilson, vs. Green Bay, 12/6/59
51.5	Tony Horne, vs. Atlanta, 11/29/98
50.3	Verda (V.T.) Smith, vs. Detroit 10/29/50

### Game, Opponent (3 returns)

73.5	Wally Triplett, vs. Detroit, 10/29/50
52.7	Abe Woodson, vs. San Francisco, 11/8/53
51.8	Joe Scott, at New York Giants, 11/14/78

## KICKOFF RETURN TOUCHDOWNS

### Career

4	Ron Brown, 1984-89, 1991 Tony Horne, 1998-2000
3	Verda (V.T.) Smith, 1949-53 Cullen Bryant, 1973-82, 1987
2	Jon Arnett, 1957-63

### Season

3	Verda (V.T.) Smith, 1950 Ron Brown, 1985
2	Tony Horne, 1999
1	Many times, last by Pharoh Cooper, 2017

### Game

†2	Ron Brown, vs. Green Bay, 11/24/85
1	Many times, last by Pharoh Cooper, at Jax, 10/15/17

### Game, Opponent

2	Tyrone Hughes, at New Orleans, 10/23/94 Devin Hester, vs. Chicago, 12/11/06
1	Many times, last by Knile Davis, at Kansas City, 10/16/14

## FIELD GOAL RETURNS

### Longest Field Goal Return

99t	Jerry Williams, vs. Green Bay, 12/16/51
-----	---

### Longest Field Goal Return, Opponent

83t	Kevin Ross, vs. Atlanta, 10/12/95
-----	-----------------------------------

## COMBINED KICK RETURNS - MOST RETURNS

### Career

215	Woodley Lewis, 1950-55
207	Danny Amendola, 2009-12
183	Tavon Austin, 2013-present

### Season

97	Danny Amendola, 2009
90	Danny Amendola, 2010
88	Alvin Haymond, 1970 Todd Kinchen, 1995

## COMBINED KICK RETURNS - YARDS GAINED

### Game

294	Woodley Lewis, at Detroit, 10/18/53
267	Tony Horne, at Kansas City, 10/22/00
262	Dante Hall, at Dallas, 9/30/07

### Game, Opponent

347	Tyrone Hughes, at New Orleans, 10/23/94
294	Wally Triplett, vs. Detroit, 10/29/50
267	Steve Smith, vs. Carolina, 11/11/01

## COMBINED KICK RETURNS - TOUCHDOWNS

### Career

4	Verda (V.T.) Smith, 1949-53 Woodley Lewis, 1950-55 LeRoy Irvin, 1980-89 Henry Ellard, 1983-91 Ron Brown, 1984-89, 1991 Tony Horne, 1998-2000
---	---

3	Jon Arnett, 1957-63 Cullen Bryant, 1973-82, 1987 Eddie Kennison, 1996-1998
2	Fred Gehrke, 1940, 1945-49 Tom Kalmanir, 1949-51 Todd Kinchen, 1992-95 Az-Zahir Hakim, 1998-2001

## COMBINED NET YARDAGE - ATTEMPTS

*Includes rushing, receiving, interception returns, kickoff returns, punt returns, and fumble returns.*

### Career

2,806	Steven Jackson, 2004-12
1,919	Marshall Faulk, 1999-2006
1,648	Eric Dickerson, 1983-87

### Season

442	Eric Dickerson, 1983
436	Steven Jackson, 2006
432	Eric Dickerson, 1986

### Season, Rookie

442	Eric Dickerson, 1983
320	Jerome Bettis, 1993
<b>250</b>	<b>Todd Gurley II, 2015</b>

### Game

44	Jerome Bettis, vs. Chicago, 1/2/94 (ru 39, re 5)
39	Five times, last by Steven Jackson, vs. Washington, 12/24/06 (ru 33, re 6)
38	Jerome Bettis, at Kansas City, 9/25/94 (ru 35, re 2)

## COMBINED NET YARDAGE - YARDS

### Career

14,311	Isaac Bruce, 1994-2007
13,538	Steven Jackson, 2004-12
12,732	Torry Holt, 1999-2008

### Season

2,429	Marshall Faulk, 1999
2,401	Steven Jackson, 2006
2,259	Eric Dickerson, 1984

### Season, Rookie

2,212	Eric Dickerson, 1983
1,801	Eddie Kennison, 1996
1,673	Jerome Bettis, 1993

### Game

336	Willie Anderson, at New Orleans, 11/26/89
314	Tavon Austin, at Indianapolis, 11/10/13
303	Jim Benton, vs. Detroit, 11/22/45
286	Marshall Faulk, vs. Atlanta, 10/15/00

## INTERCEPTIONS

### Career

46	Ed Meador, 1959-70
37	Nolan Cromwell, 1977-87
34	LeRoy Irvin, 1980-89

### Season

*14	Dick (Night Train) Lane, 1952
12	Woodley Lewis, 1950
11	Will Sherman, 1955

### Season, Rookie

*14	Dick (Night Train) Lane, 1952
12	Woodley Lewis, 1950
9	George Sims, 1949 Don Burroughs, 1955

### Game

3	Many times, last by Keith Lyle, at Atlanta, 12/15/96
<b>2</b>	<b>Many times, last by Cory Littleton, vs. SF, 12/30/18</b>

### Game, Opponent

4	Dave Baker, vs. San Francisco, 12/4/60
3	Many times, last by Adrian Wilson and Kerry Rhodes, vs. Arizona, 9/12/10
2	Many times, last by Patrick Peterson, at Arizona, 11/9/14

### Consecutive Games Intercepted By

6	Will Sherman, 1954-55
5	Dick (Night Train) Lane, 1952
4	Nolan Cromwell, 1980 Kirk Collins, 1983 Oshiomogho Atogwe, 2007 Trumaine Johnson, 2015

## INTERCEPTION YARDS GAINED

### Career

671	Nolan Cromwell, 1977-87
654	LeRoy Irvin, 1980-89
547	Ed Meador, 1959-70

### Season

298	Dick (Night Train) Lane, 1952
275	Woodley Lewis, 1950
205	Travis Fisher, 2003

### Season, Rookie

298	Dick (Night Train) Lane, 1952
275	Woodley Lewis, 1950
152	Jack Morris, 1958

### Game

107	Aaron Martin, vs. San Francisco, 10/18/64
106	Anthony Parker, vs. Jacksonville, 10/20/96
99	Johnnie Johnson, vs. Green Bay, 9/21/80
	Janoris Jenkins at San Diego, 11/23/14

### Game, Opponent

111	Ace Parker, vs. Brooklyn, 11/17/40
108	Felix Wright, vs. Cleveland, 10/26/87
105	Malcolm Jenkins, at New Orleans, 12/12/10

### Longest Returns

99t	Johnnie Johnson, vs. Green Bay, 9/21/80
99t	Janoris Jenkins, at San Diego, 11/23/14
98t	Alec Ogletree, at Houston, 10/13/13
97t	Herb Rich, vs. Dallas Texans, 11/2/52
	Bobby Smith, vs. San Francisco, 10/18/64
95t	Will Sherman, vs. Green Bay, 12/16/56

### Longest Return, Opponent

101t	Richie Pettibon, at Chicago, 12/9/62
	Henry Carr, vs. New York Giants, 11/13/66
99t	Tim Lewis, at Green Bay, 11/18/84
	Dominique Rodgers-Cromartie, at Arizona, 12/7/08
97t	Reggie Rutland, at Minnesota, 12/15/91

## INTERCEPTION TOUCHDOWNS

### Career

5	Ed Meador, 1959-70
	LeRoy Irvin, 1980-89
	Janoris Jenkins, 2012-2015
4	Jack Pardee, 1957-70
	Jim Youngblood, 1973-84
	Rod Perry, 1975-82
	Nolan Cromwell, 1977-87
	Johnnie Johnson, 1980-89

### Season

3	Monte Jackson, 1976
	Rod Perry, 1978
	Janoris Jenkins, 2012

## FUMBLES - OPPONENTS' FUMBLES RECOVERED

### Career

19	Johnnie Johnson, 1980-89
18	Ed Meador, 1959-70
17	Nolan Cromwell, 1977-87

### Season

5	Andy Robustelli, 1955
	Bill Jabko, 1959
	Ed Meador, 1961
	Johnnie Johnson, 1981
	Brian Young, 2003
4	Many times, last by Anthony Parker, 1995
3	Many times, last by William Hayes, 2013

### Longest Fumble Return

98t	Toby Wright, at New Orleans, 10/23/94
94t	Keith Lyle, at Atlanta, 9/24/00
93t	Adam Archuleta, vs. Tampa Bay, 10/18/04

### Longest Fumble Return, Opponent

85t	Eric Hill, vs. Phoenix, 9/1/91
84t	Larry Brink, vs. Chicago Bears, 11/28/54
82t	Donnie Edwards, vs. San Diego, 11/10/02

## FUMBLES - OPPONENTS' FUMBLES RET. FOR TD

### Career

2	Jack Dwyer, 1952-54
	Toby Wright, 1994-97
	Leonard Little, 1998

1	Mike Jones, 1997-2000
	Devin Bush, 1999-2001
	Dre' Bly, 1999-2002
	Aeneas Williams, 2001-04
	Adam Archuleta, 2001-05
	Victor Adeyanju, 2006
	Oshiomogho Aogwe, 2008
	Janoris Jenkins, 2012
	<b>Daren Bates, 2013</b>
	Chris Long, 2013
	Robert Quinn, 2013
	Rodney McLeod, 2015
	Akeem Ayers, 2015
	Ethan Westbrooks, 2016
	<b>Samson Ebukam, 2018</b>

## SACKS

### Career (Unofficial)

159.5	David (Deacon) Jones, 1961-71
151.5	Jack Youngblood, 1971-84
94.0	Merlin Olsen, 1962-76

### Season

22.0	David (Deacon) Jones, 1964 - unofficial
	David (Deacon) Jones, 1968 - unofficial
<b>20.5</b>	<b>Aaron Donald, 2018</b>
19.0	Robert Quinn, 2013
18.0	Jack Youngblood, 1979

### Season, Rookie

<b>9.0</b>	<b>Aaron Donald, 2014</b>
8.0	David (Deacon) Jones, 1961
6.0	Kevin Carter, 1995
5.0	Sean Gilbert, 1992
	Robert Quinn, 2011

### Game

5.0	Gary Jeter, at Los Angeles Raiders, 9/18/88
4.5	Kevin Greene, at San Francisco, 12/18/88
<b>4.0</b>	<b>Aaron Donald, at San Francisco, 10/21/18</b>
	Sean Gilbert, vs. Pittsburgh, 9/12/93
	Leonard Little, vs. Minnesota, 11/30/03
<b>3.0</b>	<b>Many Times, last Aaron Donald, at Arizona, 12/23/18</b>
<b>Game, Opponent</b>	
4.0	Edmund Nelson, vs. Pittsburgh, 9/16/84
	Roy Barker, vs. San Francisco 10/25/98
	Darryl Tapp, at Seattle 10/21/07
3.0	Many times, last by Chris Clemons, vs. Seattle, 11/20/11

## TACKLES - COMBINED TACKLES

### Career

1,015	James Laurinaitis, 2009-2015
915	Merlin Olsen, 1962-76
897	Jack Reynolds, 1970-80
896	David (Deacon) Jones, 1961-71

### Season

193	London Fletcher, 2000
189	London Fletcher, 2001
185	Jim Collins, 1984

## BLOCKED PUNTS

### Career

10	Ed Meador, 1959-70
8	Jack Youngblood, 1971-84
	David (Deacon) Jones, 1961-71
6	Ivory Sully, 1979-84
	Nolan Cromwell, 1977-87

### Season

4	Ed Meador, 1964
3	Ed Meador, 1962
	Irv Cross, 1966
	Tony Guillory 1967
	Nolan Cromwell, 1987
<b>2</b>	<b>Cory Littleton, 2018</b>

# TEAM RECORDS



## GAMES WON

- Most Consecutive Games Won (Including postseason)**
  - 11 1969
  - 8 1952, 1967, 2001, 2018
  - 7 1978, 1985, 1999, 2003
- Most Games Won, Season (Regular Season)**
  - 14 2001
  - 13 1999, 2018
  - 12 1973, 1975, 1978, 2003, 2018
- Most Consecutive Games Won, Season (Including postseason)**
  - 11 1969
  - 8 1952, 1967, 2001, 2018
  - 7 1978, 1985, 1999, 2003
- Most Consecutive Home Games Won (Regular Season)**
  - 15 2002-04
  - 13 1998-2000
  - 11 1973-74, 1976-78
- Most Consecutive Road Games Won (Regular Season)**
  - 9 2000-02
  - 7 1967-68
  - 1968-69
  - 1975-76
  - 2017-18

## GAMES LOST

- Most Consecutive Games Lost (Regular Season)**
  - 17 2008-09
  - 12 1937-38, 1959-60
  - 11 1991-92
- Most Consecutive Home Games Lost (Regular Season)**
  - 14 2008-10
  - 11 1961-63
  - 8 1997-98
- Most Consecutive Away Games Lost (Regular Season)**
  - 12 1991-92
  - 10 1961-62
  - 9 1956-57, 1964-65, 2008-09

## SCORING

- Most Points, Season**
  - 540 2000
  - 527 2018**
  - 526 1999
- Most Points, Opponent, Season**
  - 471 2000
  - 465 2008
  - 438 2007
- Fewest Points, Season**
  - 75 1937
  - 116 1941
  - 131 1938
- Fewest Points, Opponent, Season**
  - 135 1975
  - 136 1945
  - 146 1977
- Most Points, Game**
  - 70 vs. Baltimore, 10/22/50
  - 65 vs. Detroit, 10/29/50
  - 59 vs. Atlanta, 12/4/76
  - vs. Atlanta, 11/10/96
- Most Points, Opponent, Game**
  - 56 at Philadelphia, 10/8/50
  - at Baltimore, 11/25/56
  - at Kansas City, 10/22/00
  - 52 vs. Chicago, 10/13/63
- Most Points, Both Teams, Game**
  - 105 Rams 54, Kansas City 51, 11/19/18**
  - 97 Rams 70, Baltimore 27, 10/22/50
  - 89 Rams 52, New York Giants 37, 11/14/48
  - Rams 65, Detroit 24, 10/29/50
- Fewest Points, Both Teams, Game**
  - 6 Many times, last at New Orleans 6, Rams 0, 11/9/86
  - 7 vs. Chicago Cardinals 7, Rams 0, 11/23/41
  - at Chicago Cardinals 7, Rams 0, 9/13/42

- 9 at Green Bay 6, Rams 3, 11/14/65
- Rams 9, at Cleveland 0, 11/27/77
- Most Points Overcome to Win Game**
  - 24 at Tampa Bay, 12/6/92, (trailed 3-27, won 31-27)
  - 22 at Green Bay, 10/12/52, (trailed 6-28, won 30-28)
  - 21 at Green Bay, 11/17/57, (trailed 3-24, won 31-27)
  - at Houston, 11/27/05, (trailed 3-24, won 33-27)
- Most Points, Opponent, Overcome to Win Game**
  - 23 at Green Bay, 9/12/82, (trailed 23-0, won 35-23)
  - 21 vs. Denver, 12/12/82, (trailed 21-0, won 27-24)
  - vs. Dallas, 9/21/14, (trailed 21-0, won 34-31)
  - 18 vs. New Orleans, 10/28/01, (trailed 24-6, won 34-31)
- Most Points Overcome to Tie Game**
  - 28 vs. Philadelphia, 10/3/48, (trailed 0-28, tied 28-28)
  - 17 at Chicago Cardinals, 11/15/53, (trailed 17-0, tied 24-24)
  - 14 at Chicago Bears, 10/13/46, (trailed 24-10, tied 24-24)
  - at Chicago Cardinals, 11/20/49, (trailed 28-14, tied 28-28)
  - at Minnesota, 11/25/62, (trailed 24-10, tied 24-24)
- Most Points, First Half**
  - 44 vs. Green Bay, 9/21/80
  - 38 vs. Green Bay, 9/24/89
  - vs. Oakland, 11/30/14
  - 36 vs. St. Louis, 12/15/85
- Most Points, Opponent, First Half**
  - 42 at Baltimore, 11/25/56
  - 40 at New York Jets, 11/9/08
  - 38 at San Francisco, 10/28/51
- Most Points, Both Teams, First Half**
  - 55 vs. New York Yanks, 11/18/51 (Rams 34, Yanks 21)
  - vs. Detroit, 10/30/60 (Rams 34, Lions 21)
  - 51 vs. Green Bay, 9/21/80 (Rams 44, Packers 7)
  - 50 vs. Atlanta, 10/15/00 (Rams 29, Falcons 21)
- Most Points, Second Half**
  - 41 vs. Detroit, 10/29/50
  - 38 vs. Chicago, 11/4/51
  - 35 vs. Baltimore, 10/22/50
  - vs. Green Bay, 12/3/50
  - vs. Atlanta, 12/4/76
- Most Points, Opponent, Second Half**
  - 35 vs. Minnesota, 11/17/72
  - at Green Bay, 9/12/82
  - 33 vs. St. Louis, 9/23/60
  - 31 vs. Cleveland, 10/7/51
  - vs. San Francisco, 10/23/83
  - vs. Green Bay, 9/24/89
- Most Points, Both Teams, Second Half**
  - 59 vs. Kansas City, 11/19/18 (Rams 31, Chiefs 28)
  - 56 vs. Minnesota, 11/17/72 (Vikings 35, Rams 21)
  - 55 vs. Detroit, 10/29/50 (Rams 41, Lions 14)
  - at New York Giants, 11/19/50 (Giants 28, Rams 27)
- Most Points, First Quarter**
  - 26 vs. Green Bay, 12/12/53
  - 24 vs. Seattle, 10/31/76
  - vs. New England, 11/2/80
  - 21 Many times, last vs. Oakland, 11/30/14
- Most Points, Opponent, First Quarter**
  - 28 at Oakland, 10/29/72
  - 21 Twice, last vs. Baltimore, 9/25/11
  - 20 at Kansas City, 10/22/00
- Most Points, Both Teams, First Quarter**
  - 34 vs. Baltimore, 10/22/50 (Rams 21, Colts 13)
  - 33 vs. Green Bay, 12/12/53 (Rams 26, Packers 7)
  - 28 vs. New Orleans, 12/5/71 (Rams 21, Saints 7)
  - at Oakland, 10/29/72 (Raiders 28, Rams 0)
  - vs. Dallas, 10/19/08 (Rams 21, Cowboys 7)
  - vs. Chicago, 11/24/13 (Rams 21, Bears 7)
- Most Points, Second Quarter**
  - 37 vs. Green Bay, 9/21/80
  - 28 at New Orleans, 10/7/79
  - at Atlanta, 12/9/79
  - vs. Green Bay, 9/24/89
  - vs. Indianapolis, 12/30/01
  - 24 vs. Green Bay, 12/14/58

vs. Detroit, 10/30/60  
vs. Pittsburgh, 9/22/68

#### Most Points, Opponent, Second Quarter

28 Many times, last at San Francisco, 11/16/08  
24 vs. Arizona, 11/2/08  
23 vs. Minnesota, 12/16/12

#### Most Points, Both Teams, Second Quarter

45 vs. Detroit, 10/30/60 (Rams 24, Lions 21)  
44 vs. Green Bay, 9/21/80 (Rams 37, Packers 7)  
42 at Detroit, 10/12/58 (Rams 21, Lions 21)

#### Most Points, Third Quarter

\*41 vs. Detroit, 10/29/50  
28 vs. Chicago Cards, 11/11/51  
21 Many times, last vs. Houston, 11/12/17

#### Most Points, Opponent, Third Quarter

25 vs. New Orleans, 10/28/01  
21 Many times, last at Dallas, 9/30/07  
20 Three times, last vs. San Francisco, 10/22/95

#### Most Points, Both Teams, Third Quarter

48 vs. Detroit, 10/29/50 (Rams 41, Lions 7)  
31 at New York Giants, 11/14/48 (Giants 21, Rams 10)  
at Chicago, 11/3/86 (Rams 17, Bears 14)  
28 Many times, last at Cleveland, 12/12/90 (Rams 14, Browns 14)

#### Most Points, Fourth Quarter

28 vs. Chicago, 10/26/52  
vs. San Francisco, 12/30/02  
24 at Green Bay, 10/12/52  
at Green Bay, 10/18/59  
at Atlanta, 11/19/67  
21 Many times, last vs. New Orleans, 10/23/05

#### Most Points, Opponent, Fourth Quarter

28 vs. San Francisco, 10/23/83  
23 at Oakland, 12/18/82  
22 vs. Arizona, 11/20/05  
at New Orleans, 11/11/07

#### Most Points, Both Teams, Fourth Quarter

38 at New York Yanks, 11/19/50 (Yanks 21, Rams 17)  
35 vs. Minnesota, 11/17/72 (Vikings 21, Rams 14)  
vs. San Francisco, 10/23/83 (49ers 28, Rams 7)  
vs. Kansas City, 11/19/18 (Chiefs 21, Rams 14)

### TOUCHDOWNS

#### Most Touchdowns, Season

67 2000  
66 1999  
64 1950

#### Fewest Touchdowns, Season

10 1937  
16 1941  
17 2009

#### Most Touchdowns, Game

†10 vs. Baltimore, 10/22/50  
9 vs. Detroit, 10/29/50  
8 Five times, last vs. Atlanta 11/10/96

#### Most Touchdowns, Opponents, Game

8 at Philadelphia, 10/8/50  
at Baltimore, 11/25/56  
7 at San Francisco, 12/27/87  
at Kansas City, 10/22/00  
at Kansas City, 12/8/02  
at New Orleans, 11/27/16  
vs. Kansas City, 11/19/18  
6 Many times, last vs. New England, 10/28/12

#### Most Touchdowns, Both Teams, Game

14 vs. Baltimore, 10/22/50 (Rams 10, Colts 4)  
vs. Kansas City, 11/19/18 (Rams 7, Chiefs 7)  
12 at New York Giants, 11/14/48 (Rams 7, Giants 5)  
vs. Washington, 12/11/49 (Rams 8, Redskins 4)  
vs. Detroit, 10/29/50 (Rams 9, Lions 3)  
at Kansas City, 10/22/00 (Chiefs 7, Rams 5)  
11 Six times, last vs. San Francisco, 10/23/83 (49ers 6, Rams 5)

### POINT AFTER TOUCHDOWNS

#### Most Points After Touchdowns, Season

64 1999  
59 1950  
58 2000, 2001

#### Most Points After Touchdowns, Game

\*10 vs. Baltimore, 10/22/50  
8 vs. Detroit, 10/29/50  
vs. San Francisco, 11/9/58  
vs. Atlanta, 11/10/96  
7 Many times, last vs. Oakland, 11/30/14

#### Most Points After Touchdowns, Opponent, Game

8 at Philadelphia, 10/8/50  
at Baltimore, 11/25/56  
7 at San Francisco, 12/27/87  
at Kansas City, 12/8/02  
at New Orleans, 11/27/16  
6 Many times, last vs. Kansas City, 11/19/18

### TWO-POINT CONVERSIONS

#### Most Two-Point Conversions, Season

5 2012, 2018  
4 1998, 2000, 2004  
3 2013, 2018  
2 1994, 1995, 1996, 1999, 2001, 2005

#### Most Two-Point Conversions, Opponents, Season

7 1997  
3 1994, 2000  
2 1988, 2007, 2015

#### Most Two-Point Conversions, Game

\*4 vs. Atlanta, 10/15/00  
3 vs. Arizona 9/16/18

#### Most Two-Point Conversions, Opponent, Game

2 at New Orleans, 11/11/07  
1 Many times, last vs. San Francisco, 12/30/18

#### Most Two-Point Conversion Attempts, Season

9 2000  
6 1995, 2012  
5 1994, 2018

#### Most Two-Point Conversion Attempts, Opponent, Season

8 1997  
6 2000  
4 1994, 2007

### FIELD GOALS

#### Most Field Goals Attempted, Season

49 1966  
47 1973  
45 1970

#### Most Field Goals Attempted, Opponent, Season

39 2007  
38 2010  
37 1993, 2011, 2012

#### Most Field Goals Attempted, Game

7 vs. Detroit, 12/9/51  
vs. Denver, 9/10/06  
at Dallas, 10/1/17  
6 Many times, last at New Orleans, 11/26/72  
5 Many times, last vs. New Orleans, 11/26/17

#### Most Field Goals Attempted, Opponent, Game

7 vs. Baltimore, 12/4/54  
vs. Minnesota, 11/5/89  
6 Many times, last vs. New Orleans, 9/26/04  
5 Many times, last at Baltimore, 11/22/15

#### Most Field Goals Made, Game

7 at Dallas, 10/1/17  
6 vs. Denver, 9/10/06  
5 vs. Detroit, 12/9/51  
vs. San Diego, 10/1/00  
vs. Denver, 11/16/14  
4 Many times, last vs. New Orleans, 11/26/17

#### Most Field Goals Made, Opponent, Game

7 vs. Minnesota, 11/5/89  
5 vs. Dallas, 12/21/87  
vs. New Orleans, 9/26/04  
at Baltimore, 10/14/07  
vs. Minnesota, 12/16/12  
4 Many times, last at Tampa Bay, 10/24/10

### SAFETIES

#### Most Safeties, Game

\*3 vs. New York Giants, 9/30/84  
2 vs. Green Bay, 10/21/73  
2 at Arizona, 11/6/11  
1 Many times, last vs. Green Bay, 10/28/18

\*NFL Record

† Ties NFL Record

**Most Safeties, Game, Opponent**

2 at San Francisco, 9/8/96  
 1 Many times, last at Chicago, 12/9/18


**FIRST DOWNS**

**Most First Downs, Season**

401 2018  
 380 2000  
 357 2001

**Most First Downs, Opponent, Season**

337 2013  
 333 1994  
 2009  
 329 1996

**Fewest First Downs, Season**

88 1937  
 101 1938  
 103 1942

**Fewest First Downs, Opponent, Season**

116 1944  
 124 1939  
 129 1945

**Most First Downs, Game**

38 vs. New York Giants, 11/13/66  
 34 vs. New York Yanks, 9/28/51  
 vs. Arizona, 9/28/03  
 33 vs. Green Bay, 12/16/56  
**vs. Los Angeles Chargers, 9/23/18**  
**at Arizona Cardinals, 12/23/18**

**Most First Downs, Opponent, Game**

36 vs. Jacksonville, 10/20/96  
 32 at San Francisco, 11/20/94  
 31 at New Orleans, 11/4/2018  
 30 vs. Phoenix, 10/2/88

**Most First Downs, Both Teams, Game**

58 vs. Chicago Bears, 10/24/54 (Rams 30, Bears 28)  
 57 at New York Yanks, 11/19/50 (Rams 32, Yanks 25)  
 55 vs. Buffalo, 12/10/95 (Bills 28, Rams 27)  
 vs. Minnesota, 12/10/00 (Rams 32, Vikings 23)

**Fewest First Downs, Game**

2 vs. Washington, 11/21/37  
 3 Four times, last at Detroit, 9/24/40  
 4 Four times, last at Detroit, 12/14/69

**Fewest First Downs, Opponent, Game**

1 at Seattle, 11/4/79  
 2 vs. Atlanta, 9/23/73  
 4 vs. Chicago Cardinals, 9/17/38  
 vs. Chicago Cardinals, 10/22/39

**Fewest First Downs, Both Teams, Game**

12 vs. Chicago Cards, 10/3/37 (Rams 3, Cardinals 9)  
 13 at Detroit, 10/15/44 (Rams 7, Lions 7)  
 15 Many times, last at San Francisco, 11/21/76  
 (Rams 8, 49ers 7)

**Most First Downs, Rushing, Season**

177 1973  
 148 1983  
 144 1980

**Fewest First Downs, Rushing, Season**

†36 1942  
 51 1944  
 61 1982

**Fewest First Downs, Rushing, Opponent, Season**

53 1999  
 63 1966  
 64 1966, 1970

**Most First Downs, Rushing, Game**

21 at New Orleans, 11/25/73  
 19 vs. Atlanta, 12/4/76  
 18 Three times, last at Seattle, 11/4/79

**Most First Downs, Rushing, Game, Opponent**

20 at Washington, 11/25/51  
 18 vs. New Orleans, 12/16/79  
 vs. Detroit, 9/7/80  
 17 at Detroit, 10/12/58

**Fewest First Downs, Rushing, Game**

0 at San Francisco, 12/6/64  
 vs. New York Jets, 11/15/70  
 at Detroit, 11/17/91  
 at Kansas City, 12/8/02

**Fewest First Downs, Rushing, Opponent, Game**

0 Many Times, last at Indianapolis, 11/10/13  
 1 Many Times, last vs. Arizona, 9/16/18  
 2 Many times, last vs. Oakland, 11/30/14

**Most First Downs, Passing, Season**

247 2000  
 236 2001  
**2018**

**Most First Downs, Passing, Opponent, Season**

203 2013  
 198 1944  
 197 2012

**Fewest First Downs, Passing, Season**

23 1937  
 43 1944  
 44 1941

**Fewest First Downs, Passing, Opponent, Season**

28 1937  
 41 1938, 1944  
 43 1939

**Most First Downs, Passing, Game**

23 vs. Minnesota, 12/16/12  
 22 at New York Giants, 10/2/05  
 21 Many times, last vs. Kansas City, 11/19/18  
 20 Many times, last at New Orleans, 11/11/07

**Most First Downs, Opponent, Passing, Game**

24 vs. Jacksonville, 10/20/96, vs. New Orleans 12/15/13  
 23 at Detroit Lions, 9/9/12  
 22 vs. Minnesota, 9/27/18

**Fewest First Downs, Passing, Game**

0 at San Francisco, 10/10/71  
 1 Many times, last vs. Detroit, 10/19/86  
 2 Many times, last at New Orleans, 9/15/91

**Fewest First Downs, Passing, Opponent, Game**

0 at Pittsburgh, 11/13/49  
 vs. Atlanta, 9/23/73  
 1 Many times, last at Seattle, 11/4/79  
 2 Many times, last vs. Atlanta, 10/26/86

**Most First Downs, Penalty, Season**

36 1998  
 35 2013  
 31 1990, 2018  
 29 1981, 2010, 2011, 2017, 2018

**Most First Downs, Penalty, Opponent, Season**

47 2013  
 40 2016  
 36 2018

**Fewest First Downs, Penalty, Season**

5 1953  
 6 1938  
 7 1940, 1942

**Fewest First Downs, Penalty, Opponent, Season**

4 1938, 1940  
 5 1937  
 6 1944


**NET YARDS GAINED - RUSHING/PASSING**

**Most Yards Gained, Season**

7,075 2000  
 6,738 2018  
 6,690 2001

**Most Yards Gained, Opponent, Season**

5,965 2009  
 5,950 2008  
 5,885 2015

**Fewest Yards Gained, Season**

1,794 1937  
 2,253 1938  
 2,286 1941

**Fewest Yards Gained, Opponent, Season**

2,519 1945  
 2,717 1937  
 2,785 1939

**Most Yards Gained, Game**

735 vs. New York Yanks, 9/28/51  
 614 vs. San Diego, 10/1/00  
 613 at New York Yanks, 11/19/50

**Most Yards Gained, Opponent, Game**

582 vs. Cincinnati, 10/7/90  
 574 at Baltimore, 11/25/56



546	vs. Kansas City, 11/19/18
<b>Most Yards Gained, Both Teams, Game</b>	
*1,113	at New York Yanks, 11/19/50 (Rams 636, Yanks 497)
1,001	vs. Kansas City, 11/19/18 (Rams 455, Chiefs 546)
995	vs. San Diego, 10/1/00 (Rams 614, Chargers 381)
<b>Fewest Yards Gained, Game</b>	
58	at Chicago Bears, 11/29/42
81	vs. Chicago Cards 10/3/37
86	vs. Washington, 11/21/37
<b>Fewest Yards Gained, Opponent, Game</b>	
*-7	at Seattle, 11/4/79
63	vs. Green Bay, 10/21/73
68	at Chicago Cards, 10/22/39
<b>Most Consecutive Games, 300 or More Yards</b>	
30	2000-02
29	1949-51
22	1999-2000

## RUSHING ATTEMPTS

<b>Most Rushing Attempts, Season</b>	
659	1973
621	1977
615	1980
<b>Most Rushing Attempts, Game</b>	
65	at Minnesota, 9/19/76
63	at Seattle, 11/4/79
61	vs. New Orleans, 10/16/77

## RUSHING YARDS

<b>Most Yards Gained Rushing, Season</b>	
2,925	1973
2,864	1984
2,799	1980
<b>Most Yards Gained Rushing, Opponent, Season</b>	
2,475	2008
2,440	1961
2,427	2011
<b>Fewest Yards Gained Rushing, Season</b>	
798	1938
875	1942
929	1941
<b>Fewest Yards Gained Rushing, Opponent, Season</b>	
1,119	1967
1,189	1999
1,202	1982
<b>Most Yards Gained Rushing, Game</b>	
371	at New York Yanks, 11/18/51
340	at New Orleans, 11/25/73
337	vs. Carolina, 11/11/01
<b>Most Yards Gained Rushing, Opponent, Game</b>	
352	at Washington, 11/25/51
330	at Cleveland, 11/24/57
	vs. Detroit, 9/7/80
307	vs. New Orleans, 11/18/81
<b>Most Yards Gained Rushing, Both Teams, Game</b>	
*595	vs. New York Yanks, 11/18/50 (Rams 371, Yanks 224)
548	vs. Minnesota 11/5/61 (Rams 295, Vikings 253)
506	at Green Bay, 10/22/44 (Packers 294, Rams 212)
<b>Fewest Yards Gained Rushing, Game</b>	
-29	at Washington, 10/11/42
6	vs. Arizona, 11/20/05
10	at Chicago Bears, 11/29/42
<b>Fewest Yards Gained Rushing, Opponent, Game</b>	
1	vs. Chicago Bears, 10/26/52
6	vs. New York Giants, 11/12/89
8	vs. New York Giants, 9/30/84
<b>Fewest Yards Gained Rushing, Both Teams, Game</b>	
62	at San Francisco, 12/6/64 (Rams 15, 49ers 47)
78	at Detroit, 11/7/99 (Rams 57, Detroit 21)
82	vs. New Orleans, 9/6/98 (Rams 47, New Orleans 35)

## RUSHING TOUCHDOWNS

<b>Most Touchdowns Rushing, Season</b>	
28	1950
26	2000
24	1954
<b>Most Touchdowns Rushing, Opponent, Season</b>	
26	1961, 2008
24	2009
22	1992, 1996, 2005

<b>Most Touchdowns, Rushing, Game</b>	
7	vs. Atlanta, 12/4/76
6	vs. New York Yanks, 11/18/51
5	vs. Chicago, 10/24/54
	at Detroit, 10/12/58
	vs. Minnesota, 12/10/00
<b>Most Touchdowns, Rushing, Opponent, Game</b>	
6	vs. Cleveland, 11/24/57
5	vs. Detroit, 10/30/60
	vs. Detroit, 9/7/80
	at Pittsburgh, 11/3/96
4	Many times, last at Indianapolis, 10/17/05
<b>Most Touchdowns Rushing, Both Teams, Game</b>	
8	vs. New York Yanks, 11/18/51 (Rams 6, Yanks 2)
7	at Cleveland, 11/24/57 (Rams 1, Browns 6)
	at Detroit, 10/12/58 (Rams 5, Lions 2)
	vs. Atlanta, 12/4/76 (Rams 7, Falcons 0)
	vs. Detroit, 9/7/80 (Rams 2, Lions 5)
6	Many times, last at Tampa Bay, 12/18/00 (Rams 3, Buccaneers 3)

## PASSING ATTEMPTS

<b>Most Passes Attempted, Season</b>	
635	2002
632	1995
600	2003
<b>Fewest Passes Attempted, Season</b>	
168	1937
199	1945
208	1944
<b>Most Passes Attempted, Game</b>	
62	at New York Giants, 10/2/05
61	vs. Buffalo, 12/10/95
56	at San Francisco, 9/11/05
<b>Most Passes Attempted, Opponent, Game</b>	
64	vs. Philadelphia, 11/6/49
58	at Arizona, 9/29/96
	vs. Atlanta, 12/2/07
	at Tampa Bay, 9/25/16
<b>Most Passes Attempted, Both Teams, Game</b>	
97	vs. Chicago, 12/26/99 (Bears 55, Rams 42)
	at New York Giants, 10/2/05 (Rams 62, Giants 35)
96	vs. Cardinals, 9/12/10 (Cardinals 41, Rams 55)
95	vs. Kansas City, 11/19/18 (Rams 49, Chiefs 46)
<b>Fewest Passes Attempted, Game</b>	
4	vs. Detroit, 9/10/37
6	vs. Chicago Cards, 11/5/39
	at New York Giants, 11/10/40
8	vs. Chicago Bears, 10/9/38
	at San Francisco, 11/21/76
<b>Fewest Passes Attempted, Opponent, Game</b>	
†0	vs. Detroit, 9/10/37
	at Pittsburgh, 11/13/49
6	at Brooklyn, 9/20/39
7	vs. Chicago Cards, 11/5/39
	vs. Baltimore, 12/18/65
<b>Fewest Passes Attempted, Both Teams, Game</b>	
4	vs. Detroit, 9/10/37 (Rams 4, Lions 0)
24	vs. Atlanta, 9/23/73 (Rams 15, Falcons 9)
25	Many times, last at Pittsburgh, 11/13/49 (Rams 25, Steelers 0)

## PASSING COMPLETIONS

<b>Most Passes Completed, Season</b>	
408	2002
392	2005
380	2000
<b>Most Passes Completed, Game</b>	
40	at New York Giants, 10/2/05
36	vs. San Diego, 11/10/02
35	vs. San Francisco, 10/27/85
	at Seattle, 9/10/00
	at Green Bay, 11/29/04
	vs. Minnesota, 12/16/12
	<b>vs. Philadelphia, 12/16/18</b>
<b>Most Passes Completed, Opponent, Game</b>	
37	at New York Jets, 9/25/83
	vs. Jacksonville, 10/20/96
	at Arizona, 9/29/96
36	vs. New England, 11/16/86

vs. Chicago, 11/24/13  
at Tampa Bay, 9/25/16  
vs. Minnesota 9/27/18

#### Most Passes Completed, Both Teams, Game

65 at Atlanta, 9/15/13 (Falcons 31, Rams 24)  
64 vs. Kansas City, 11/19/18 (Rams 31, Chiefs 33)  
62 vs. Minnesota 9/27/18 (Vikings 36, Rams 26)

#### Fewest Passes Completed, Game

1 Many times, last at New York Giants, 11/10/40  
2 at San Francisco, 10/10/71  
3 Many times, last at San Francisco, 11/21/76

#### Fewest Passes Completed, Opponent, Game

†0 vs. Pittsburgh, 11/13/49  
2 Many times, last at Seattle, 11/4/79  
3 Many times, last at Chicago, 9/24/72

#### Fewest Passes Completed, Both Teams, Game

1 vs. Detroit, 9/10/37 (Rams 1, Lions 0)  
4 vs. Chicago Bears, 10/9/38 (Rams 1, Bears 3)  
6 vs. Chicago Cards, 10/3/37 (Rams 3, Cardinals 3)  
vs. Pittsburgh, 10/29/39 (Rams 1, Steelers 5)

### PASSING YARDS

#### Most Yards Gained, Passing, Season

5,492 2000  
4,903 2001  
4,730 2018

#### Most Yards Gained, Passing, Opponent, Season

**4,106 2018**  
4,085 2000  
4,024 1989

#### Fewest Yards Gained, Passing, Season

839 1937  
1,261 1944  
1,352 1941

#### Fewest Yards Gained, Passing, Opponent, Season

883 1937  
1,248 1938  
1,249 1939

#### Most Yards Gained, Passing, Game

541 vs. New York Yanks, 9/28/51  
506 vs. Chicago, 12/26/82  
465 vs. Minnesota, 9/27/18

#### Most Yards Gained, Passing, Opponent, Game

483 vs. Cincinnati, 10/7/90  
478 vs. Kansas City, 11/19/18  
475 vs. San Francisco, 11/28/93

#### Most Yards Gained, Passing, Both Teams, Game

891 vs. Kansas City, 11/19/18 (Rams 413, Chiefs 478)  
887 vs. Minnesota, 9/27/18 (Rams 465, Vikings 422)  
847 vs. Cincinnati, 10/7/90 (Rams 364, Bengals 483)

#### Fewest Yards Gained, Passing, Game

-18 at San Francisco, 10/10/71  
-5 at Dallas Texans, 11/9/52  
18 vs. Pittsburgh, 10/29/39

#### Fewest Yards Gained, Passing, Opponent, Game

-30 at Seattle, 11/4/79  
-1 at Green Bay, 10/13/74  
0 vs. Detroit, 9/10/37  
at Pittsburgh, 11/13/49

#### Fewest Yards Gained, Passing, Both Teams, Game

20 vs. Detroit, 9/10/37 (Rams 20, Lions 0)  
28 at Dallas Texans, 11/9/52 (Rams -5, Texans 33)  
44 at San Francisco, 11/21/76 (Rams 26, 49ers 18)

### PASSING COMPLETION PERCENTAGE

#### Highest Completion Percentage, Season

68.8 2001  
66.2 2012  
65.4 2005

#### Highest Completion Percentage, Opponent, Season

68.1 2013  
66.8 2015  
65.7 2012  
**65.1 2018**

#### Highest Completion Percentage, Game (10 att.)

88.9 at San Francisco, 11/7/54  
87.0 vs. San Francisco, 10/10/99  
86.3 vs. Seattle, 10/19/14

#### Highest Completion Percentage, Opponent, Game (10 att.)

91.3 vs. Cleveland, 12/26/93

85.7 at Kansas City, 10/27/14  
84.3 at Arizona, 12/9/13

### PASSES HAD INTERCEPTED

#### Fewest Passes Had Intercepted, Season

7 1969, 2017  
8 2006  
10 2011

#### Most Passes Had Intercepted, Season

35 1941  
34 1938  
32 1981

#### Most Passes Had Intercepted, Game

7 Many times, last vs. Detroit, 10/26/58  
6 Many times, last at Carolina, 12/12/04  
5 Many times, last at Tennessee, 12/13/09

### PASSING TOUCHDOWNS

#### Most Touchdowns, Passing, Season

42 1999  
37 2000, 2001  
32 2018

#### Most Touchdowns, Passing, Game

6 vs. New York Bulldogs, 11/27/49  
vs. Washington, 12/11/49  
vs. Detroit, 10/29/50  
5 Many times, last vs. Minnesota, 9/27/18  
4 Many times, last vs. San Francisco, 12/30/18

#### Most Touchdowns, Passing, Opponent, Game

6 vs. Kansas City, 11/19/18  
5 vs. St. Louis, 9/23/60  
vs. Chicago, 10/13/63  
vs. Miami, 12/14/86  
at San Francisco, 12/27/87  
at New Orleans, 11/27/16  
4 Many times, last at New Orleans, 11/4/18

### SACKS

#### Most Sacks, Season

57 1999  
56 1980, 1985, 1988  
53 1970, 2013

#### Fewest Sacks, Season

17 1991  
18 1982  
25 2009  
26 1994

#### Most Sacks, Game

10 vs. Atlanta, 9/28/69  
vs. San Diego, 10/4/70  
9 Many times, last vs. Arizona, 10/4/12  
8 Three times, last vs. Minnesota, 11/30/03

#### Most Sacks, Opponent, Game

11 at Baltimore, 11/22/64  
10 at San Francisco, 12/6/74  
vs. San Francisco, 10/11/76  
9 at New Orleans, 12/1/85

#### Most Sacks, Both Teams, Game

16 at Baltimore, 11/22/64 (Rams 5, Colts 11)  
14 at New Orleans, 10/24/76 (Rams 9, Saints 5)  
13 vs. Tampa Bay, 11/5/78 (Rams 9, Buccaneers 4)

### INTERCEPTIONS

#### Most Interceptions, Season

38 1952  
32 1967, 1976  
31 1950, 1955

#### Most Interceptions, Game

7 vs. Detroit, 11/26/44  
vs. Green Bay, 11/11/45  
at Chicago Bears, 10/9/49  
vs. San Francisco, 10/18/64  
6 at Pittsburgh, 12/4/38  
at New York Yanks, 11/19/50  
at Dallas, 11/9/52  
at Kansas City, 10/20/85  
at Atlanta, 12/15/96  
5 Many times, last at Tennessee, 12/13/09

**INTERCEPTION RETURN YARDS GAINED****Most Yards, Season**

712 1952  
567 1999  
546 1980

**Most Yards, Opponent, Season**

518 1952  
497 1995  
492 2002

**Fewest Yards, Season**

5 1959  
15 1938  
24 1939

**Fewest Yards, Opponent, Season**

27 1938  
40 1969  
61 1939

**Most Yards, Game**

314 vs. San Francisco, 10/18/64  
225 vs. Green Bay, 9/21/80  
177 vs. Jacksonville, 10/20/96

**Most Yards, Opponent, Game**

182 vs. Dallas Texans, 11/2/52  
171 at San Francisco, 11/26/95  
149 at Chicago, 10/11/64

**Most Yards, Both Teams, Game**

338 vs. San Francisco, 10/18/64 (Rams 314, 49ers 24)  
308 vs. Dallas Texans, 11/2/52 (Rams 126, Texans 182)  
244 vs. Detroit, 11/1/53 (Rams 129, Lions 115)

**Most Touchdowns By Interceptions, Both Teams, Game**

3 vs. Detroit, 11/1/53 (Rams 2, Lions 1)  
at Arizona, 12/30/07 (Rams 1, Cardinals 2)  
2 Many times, last vs. Indianapolis, 9/10/17 (Rams 2)

**PUNTING****Most Punts, Season**

106 2011  
98 1986  
96 2015

**Most Punts, Opponents, Season**

108 1979  
104 1978  
96 1986  
2016

**Most Punts, Game**

12 vs. Chicago Bears, 10/9/38  
vs. Green Bay, 11/26/39  
at New York, 11/10/40  
at San Francisco, 11/21/76  
11 Many times, last at San Francisco, 1/3/10  
10 Many times, last at San Francisco, 9/12/16

**Most Punts, Opponent, Game**

14 vs. New York Yanks, 9/28/51  
12 Three times, last vs. Chicago Cardinals, 11/23/41  
11 Many times, last at Seattle, 11/4/79

**AVERAGE PUNT YARDAGE****Highest Average Distance, Punting, Season**

49.6 2008  
47.9 2015, 2017  
47.8 2016

**Highest Average Distance, Punting, Game (4 punts)**

56.9 vs. Arizona, 10/4/12  
56.4 vs. Philadelphia, 12/10/17  
56.2 vs. Buffalo, 9/28/08

**Highest Avg. Distance, Punting, Opponent, Game (4 punts)**

57.3 at Chicago Bears, 11/16/52  
55.8 at Detroit 10/10/54  
55.3 at Washington, 10/26/41

**PUNT RETURNS****Most Punt Returns, Season**

67 1978  
62 1970  
58 1969, 1979

**Most Punt Returns, Opponents, Season**

60 1963, 1997  
59 1979  
58 1998

**Fewest Punt Returns, Season**

14 1961  
19 1993  
22 1982

**Fewest Punt Returns, Opponent, Season**

12 2018  
17 2001  
22 1972

**Most Punt Returns, Game**

8 Many times, last at San Francisco, 10/25/81  
7 Many times, last vs. Atlanta, 12/11/16  
6 Many times, last vs. San Francisco, 9/7/97

**Most Punt Returns, Opponent, Game**

9 vs. Baltimore, 11/22/64  
vs. Minnesota, 12/2/79  
at Philadelphia, 9/7/08  
8 at Detroit, 9/27/42  
at Chicago Bears, 11/29/42  
7 Many times, last vs. Seattle, 11/20/11

**Most Punt Returns, Both Teams, Game**

15 at Detroit, 9/27/42 (Rams 7, Lions 8)  
at Baltimore, 11/27/66 (Rams 8, Colts 7)  
14 at Atlanta, 9/12/76 (Rams 7, Falcons 7)  
13 vs. Chicago, 11/23/75 (Rams 7, Bears 6)  
at Atlanta, 9/18/77 (Rams 8, Falcons 5)  
at Tampa Bay, 9/23/79 (Rams 7, Buccaneers 6)  
vs. Minnesota, 12/2/79 (Rams 4, Vikings 9)

**Most Touchdowns, Punt Returns, Season**

3 1981  
2 1947, 1949, 1952, 1984, 1992, 1996  
1 1998, 1999, 2000, 2007, 2011, 2013, 2014, 2015

**Most Touchdowns, Punt Returns, Opponent, Season**

3 1951, 1994  
2 1993, 2002, 2003, 2011

**Most Touchdowns, Punt Returns, Game**

†2 Twice, at Atlanta, 10/11/81, vs. Atlanta, 12/27/1992  
vs. Atlanta, 12/27/92

**Most Touchdowns, Punt Returns, Game, Opponent**

2 at Detroit, 10/14/51  
1 Many times, last vs. San Francisco, 12/26/10

**FAIR CATCHES****Most Fair Catches, Season**

25 1998, 1999, 2011  
24 1989, 2011  
23 1997, 2005

**Most Fair Catches, Opponent, Season**

40 2016  
30 1968, 1986  
28 2011  
25 2015

**Most Fair Catches, Game**

4 Many times, last vs. Seattle, 11/20/11  
3 Many times, last at New York Jets 11/13/16  
2 Many times, last vs. Miami 11/20/16

**Most Fair Catches, Opponent, Game**

7 at San Francisco, 9/12/16  
5 Four times, last at San Francisco, 11/14/10  
4 Many times, last at Pittsburgh, 12/2/11

**Most Fair Catches, Both Teams, Game**

10 at San Francisco, 9/12/16 (Rams 3, 49ers 7)  
8 at Baltimore, 11/8/71 (Rams 3, Colts 5)  
7 Many times, last at SF, 11/14/10 (Rams 2, 49ers 5)

**PUNT RETURN YARDS GAINED****Most Yards, Punt Returns, Season**

711 1978  
676 1981  
640 1947

**Most Yards, Punt Returns, Opponent, Season**

681 1963  
652 1998  
637 1994

**Fewest Yards, Punt Returns, Season**

79 2013  
102 1993  
129 1960  
143 2004

**Fewest Yards, Punt Returns, Opponent, Season**

55 1972

67	1971
<b>104</b>	<b>2018</b>
<b>Most Yards, Punt Returns, Game</b>	
219	at Atlanta, 10/11/81
166	at San Francisco, 10/25/81
147	at Cincinnati 10/3/99
<b>Most Yards, Punt Returns, Opponents, Game</b>	
155	vs. Washington, 9/21/63
148	at Buffalo, 11/21/04
141	at Green Bay, 10/9/94
<b>Most Yards, Punt Returns, Both Teams, Game</b>	
*282	at Atlanta, 10/11/81 (Rams 219, Falcons 63)
198	at Chicago Bears, 10/10/48 (Rams 69, Bears 129)
189	at Kansas City, 12/8/02 (Rams 94, Chiefs 95)

## KICKOFF RETURNS

<b>Most Kickoff Returns, Season</b>	
84	2004
82	2007
80	2008
<b>Most Kickoff Returns, Opponent, Season</b>	
86	2001
85	1999
84	1989
<b>Fewest Kickoff Returns, Season</b>	
26	1945
33	1977
34	1975, 2015
<b>Fewest Kickoff Returns, Opponent, Season</b>	
19	1941
22	2016
23	2017
<b>Most Kickoff Returns, Game</b>	
9	vs. New Orleans, 10/28/01 at Tennessee, 12/13/09 at Detroit, 10/10/10
8	Many times, last vs. Pittsburgh, 12/20/07
7	Many times, last vs. Atlanta, 11/21/10
<b>Most Kickoff Returns, Opponent, Game</b>	
9	vs. San Diego, 10/1/00
8	Many times, last vs. Green Bay, 9/27/09
7	Many times, last vs. Indianapolis, 10/25/09
<b>Most Kickoff Returns, Both Teams, Game</b>	
15	vs. New Orleans, 10/28/01 (Rams 9, Saints 6)
14	vs. Chicago Bears, 10/24/54 (Rams 7, Bears 7) at San Francisco, 11/7/54 (Rams 7, 49ers 7) at New Orleans, 10/23/94 (Rams 7, Saints 7) vs. San Diego, 10/1/00 (Rams 5, Chargers 9) at Kansas City, 10/22/00 (Rams 8, Chiefs 6)

## KICKOFF RETURN YARDS GAINED

<b>Most Yards, Kickoff Returns, Season</b>	
1,938	2007
1,764	2009
1,761	2008
<b>Most Yards, Kickoff Returns, Opponent, Season</b>	
2,194	2001
2,115	1999
1,888	2000
<b>Fewest Yards, Kickoff Returns, Season</b>	
448	1945
690	1949
705	1977
<b>Fewest Yards, Kickoff Returns, Opponent, Season</b>	
430	2016
463	1941
520	2017
<b>Most Yards, Kickoff Returns, Game</b>	
267	at Kansas City, 10/22/00
254	vs. Chicago, 10/13/63
239	vs. St. Louis, 11/14/76
<b>Most Yards, Kickoff Returns, Opponent, Game</b>	
362	vs. Detroit, 10/29/50
304	at New Orleans, 10/23/94
263	at New York Giants, 11/11/48
<b>Most Yards, Kickoff Returns, Both Teams, Game</b>	
560	vs. Detroit, 10/29/50 (Rams 198, Lions 362)
501	at New Orleans, 10/23/94 (Rams 197, Saints 304)
384	at New York Giants 11/14/48 (Rams 121, Giants 263)

<b>Most Touchdowns, Kickoff Returns, Season</b>	
3	1950, 1985
2	1999
1	1998, 2000, 2005, 2017
<b>Most Touchdowns, Kickoff Returns, Opponent, Season</b>	
2	1950, 1964, 1967, 1981, 1994, 2001, 2002, 2003, 2006, 2007
1	Many times, last in 2009
<b>Most Touchdowns, Kickoff Returns, Game</b>	
2	vs. Green Bay, 11/24/85
1	Many times, last vs. Jacksonville, 10/15/17
<b>Most Touchdowns, Kickoff Returns, Game, Opponent</b>	
2	at New Orleans, 10/23/94 vs. Chicago, 12/11/06
1	Many times, last at Detroit, 10/10/10

## FUMBLES

<b>Most Fumbles, Season</b>	
42	1996
40	1964, 1965
39	1978, 1986
<b>Most Fumbles, Opponent, Season</b>	
42	1996
40	1964, 1965
39	1978, 1986
<b>Fewest Fumbles, Season</b>	
14	2010
17	1960, 2018
18	2008
<b>Fewest Fumbles, Opponent, Season</b>	
13	1956
15	1974, 1982, 1994
16	1998
<b>Most Fumbles, Game</b>	
8	vs. Detroit, 10/31/65
7	Many times, last vs. New Orleans, 12/16/79
6	Many times, last at New York Giants, 9/7/03
<b>Most Fumbles, Opponent, Game</b>	
8	at Chicago Cards, 11/27/38
7	Many times, last vs. Arizona, 12/9/10
6	Many times, last at Green Bay, 9/4/88
<b>Most Fumbles, Both Teams, Game</b>	
14	at Chicago Bears, 11/24/40 (Rams 7, Bears 7)
12	at Chicago Bears, 9/15/39 (Rams 6, Bears 6) at Chicago Bears, 11/16/52 (Rams 7, Bears 5) at New York Giants, 9/7/03 (Rams 6, Giants 5) at New Orleans, 10/24/76 (Rams 4, Saints 7) at New York Giants, 12/1/46 (Rams 6, Giants 5) at Chicago Cardinals, 11/27/38 (Rams 3, Cardinals 8)

## FUMBLES LOST

<b>Most Fumbles Lost, Season</b>	
24	1983
23	1958
22	1953, 1965, 1978, 1986, 2001
<b>Most Fumbles Lost, Opponent, Season</b>	
24	1947, 1948
22	1984, 2003
20	1966, 1983
<b>Most Fumbles Lost, Game</b>	
6	vs. New England, 12/11/83 vs. Detroit, 10/31/65 at Detroit, 9/29/40
5	Many times, last vs. Phoenix, 9/1/91
4	Many times, last vs. Tampa Bay, 11/26/01
<b>Most Fumbles Lost, Opponent, Game</b>	
5	at New Orleans, 10/24/76 at Green Bay, 9/25/66 at Detroit, 10/15/44 at Chicago Cardinals, 11/27/38
4	Many times, last vs. Cardinals, 12/9/10
3	Many times, last at Washington, 10/12/08
<b>Most Fumbles Lost, Both Teams, Game</b>	
9	at Chicago Bears, 9/15/39 (Rams 5, Bears 4)
8	Many times, last vs. New England, 12/11/83 (Rams 6, Patriots 2)
7	at Philadelphia, 12/1/02 (Rams 3, Eagles 4) at Chicago Bears, 11/16/52 (Rams 4, Bears 3) at Detroit, 9/29/40 (Rams 6, Lions 1) at Chicago Cardinals, 11/27/38 (Rams 2, Cardinals 5)



## PENALTIES

### Most Penalties, Season

142 1997  
 133 1978, 1996  
 131 2011

### Most Penalties, Opponent, Season

142 1997  
 133 1978, 1996  
 126 2010

### Fewest Penalties, Season

29 1941  
 45 1942  
 51 1959

### Fewest Penalties, Opponent, Season

43 1945  
 46 1942  
 47 1941, 1958

### Most Penalties, Game

15 Five times, last vs. Philadelphia, 12/18/05  
 14 Many times, last vs. New Orleans, 11/26/00  
 13 Many times, last vs. San Francisco, 11/11/12

### Most Penalties, Opponent, Game

18 vs. Chicago Bears, 11/10/46  
 vs. Cleveland, 10/7/51  
 17 vs. New Orleans, 11/26/00  
 16 at Chicago Bears, 10/10/48

### Most Penalties, Both Teams, Game

31 vs. New Orleans, 11/26/00 (Rams 14, Saints 17)  
 27 vs. Chicago Bears, 11/10/46 (Rams 9, Bears 18)  
 26 vs. New Orleans, 11/8/81 (Rams 13, Saints 13)  
 vs. Cincinnati, 9/1/96 (Rams 11, Bengals 15)  
 at Buffalo, 11/21/04 (Rams 11, Bills 15)  
 at San Francisco, 11/14/10 (Rams 12, 49ers 14)

### Fewest Penalties, Game

0 vs. New Orleans, 12/9/90  
 vs. Baltimore, 12/18/65  
 at Chicago, 11/29/42  
 at New York, 11/16/41

**1 Many times, last at San Francisco, 10/21/18**

**2 Many times, last vs. Green Bay, 10/28/18**

### Fewest Penalties, Opponent, Game

0 at New England 10/26/08  
 vs. Chicago, 9/24/95  
 vs. Minnesota, 11/19/72  
 vs. New York, 9/27/41  
 1 Many times, last at Seattle, 9/10/00  
 2 **Many times, last at San Francisco, 10/21/18**

### Fewest Penalties, Both Teams, Game

1 vs. New York Yanks, 9/27/53 (Rams 1, Yanks 0)  
 2 vs. Green Bay, 12/16/62 (Rams 1, Packers 1)  
 vs. Baltimore, 12/18/65 (Rams 0, Colts 2)  
 3 **Many times, last at San Francisco, 10/21/18 (Rams 1, 49ers 2)**



## PENALTY YARDS



### Most Yards Penalized, Season

1,169 1978  
 1,091 2016  
 1,065 1997

### Most Yards Penalized, Opponent, Season

1,066 2005  
 1,064 1997  
 1,028 1951

### Fewest Yards Penalized, Season

195 1938  
 220 1939  
 218 1937

### Fewest Yards Penalized, Opponent, Season

220 1939  
 249 1938  
 318 1939

### Most Yards Penalized, Game

162 vs. Baltimore, 10/22/50  
 149 at Dallas, 11/6/60  
 145 at Chicago Bears, 10/19/58

### Most Yards Penalized, Opponent, Game

177 vs. San Francisco, 9/18/94  
 173 vs. Minnesota, 9/22/67  
 155 at Oakland, 9/10/18  
 150 vs. Detroit, 10/3/52

### Most Yards Penalized, Both Teams, Game

269 vs. Green Bay, 12/3/50 (Rams 123, Packers 146)  
 267 vs. Minnesota, 9/22/67 (Rams 94, Vikings 173)  
 253 at Atlanta, 11/19/67 (Rams 135, Falcons 118)

### Fewest Yards Penalized, Game

0 Many times, last vs. New Orleans, 12/9/90  
 5 Many times, last at Arizona, 12/7/08  
 7 at New Orleans, 10/30/88  
 at Detroit, 10/12/58

### Fewest Yards Penalized, Opponent, Game

†0 Three times, last at New England, 10/26/08  
 5 Many times, last at Atlanta, 10/14/93  
 7 at New Orleans, 10/30/88  
 at Green Bay 12/20/92

### Fewest Yards Penalized, Both Teams, Game

10 vs. Green Bay, 12/16/62 (Rams 5, Packers 5)  
 15 vs. Chicago Cards, 11/23/41 (Rams 5, Cardinals 10)  
 vs. New York Yanks, 9/27/53 (Rams 15, Yanks 0)  
 20 Many times, last at San Francisco, 10/21/18 (Rams 10, 49ers 10)

# RAMS BIG DAYS



Bold denotes player active with Rams  
 Italics denotes rookie

BIG DAYS RUSHING (150-plus yards)			
Yards	Player/Opponent	Date	Carries/TDs
247	Willie Ellison vs. New Orleans Saints	Dec. 5, 1971	(26 carries, 1 TD)
223	Tom Wilson vs. Green Bay Packers	Dec. 16, 1956	(23 carries, 0 TD)
221	Greg Bell vs. Green Bay Packers	Sept. 24, 1989	(28 carries, 2 TD)
220	Marshall Faulk at New Orleans Saints	Dec. 24, 2000	(32 carries, 2 TD)
215	Eric Dickerson vs. Houston Oilers	Dec. 9, 1984	(27 carries, 2 TD)
213	Charles White at St. Louis Cardinals	Nov. 15, 1987	(34 carries, 1 TD)
212	Jerome Bettis at New Orleans Saints	Dec. 12, 1993	(28 carries, 1 TD)
210	Greg Bell at New England Patriots	Dec. 24, 1989	(26 carries, 1 TD)
<b>208</b>	<b>Todd Gurley II at Denver Broncos</b>	<b>Oct. 14, 2018</b>	<b>(28 carries, 2 TD)</b>
208	Eric Dickerson at St. Louis Cardinals	Nov. 4, 1984	(21 carries, 0 TD)
208	Marshall Faulk vs. Atlanta Falcons	Oct. 15, 2000	(25 carries, 1 TD)
207	Eric Dickerson vs. Tampa Bay Buccaneers	Oct. 5, 1986	(30 carries, 2 TD)
205	Dan Towler at Baltimore Ravens	Nov. 22, 1953	(14 carries, 1 TD)
202	Marshall Faulk at Carolina Panthers	Dec. 23, 2001	(30 carries, 2 TD)
199	Ollie Matson at Chicago Bears	Oct. 11, 1959	(31 carries, 3 TD)
199	Eric Dickerson vs. Detroit Lions	Oct. 2, 1983	(30 carries, 2 TD)
195	Trung Canidate at New York Jets	Oct. 21, 2001	(23 carries, 2 TD)
193	Eric Dickerson at St. Louis Cardinals	Sept. 7, 1986	(38 carries, 2 TD)
192	Eric Dickerson at New York Jets	Sept. 25, 1983	(28 carries, 2 TD)
191	Eric Dickerson at Tampa Bay Buccaneers	Nov. 25, 1984	(28 carries, 3 TD)
183	Marshall Faulk vs. Carolina Panthers	Nov. 11, 2001	(15 carries, 2 TD)
183	Marshall Faulk vs. Seattle Seahawks	Oct. 20, 2002	(32 carries, 3 TD)
181	Marshall Faulk at Atlanta Falcons	Oct. 17, 1999	(18 carries, 1 TD)
179	Steven Jackson vs. Jacksonville Jaguars	Oct. 30, 2005	(25 carries, 0 TD)
178	Marshall Faulk at Arizona Cardinals	Nov. 3, 2002	(27 carries, 1 TD)
170	Eric Dickerson vs. Atlanta Falcons	Oct. 26, 1986	(30 carries, 0 TD)
169	Dick Bass at Chicago Bears	Dec. 9, 1962	(20 carries, 1 TD)
168	Marshall Faulk vs. Atlanta Falcons	Jan. 6, 2002	(20 carries, 1 TD)
167	C.J. Anderson at Arizona Cardinals	Dec. 23, 2018	(20 carries, 1 TD)
166	Ron Waller vs. Philadelphia Eagles	Sept. 30, 1956	(20 carries, 1 TD)
166	Charles White vs. Pittsburgh Steelers	Oct. 11, 1987	(33 carries, 1 TD)
164	Eric Dickerson at New Orleans Saints	Oct. 14, 1984	(20 carries, 0 TD)
161	Steven Jackson at Atlanta Falcons	Dec. 28, 2008	(30 carries, 2 TD)
160	Steven Jackson vs. Dallas Cowboys	Oct. 10, 2008	(25 carries, 3 TD)
159	Charles White vs. Atlanta Falcons	Dec. 13, 1987	(29 carries, 2 TD)
159	Steven Jackson vs. New Orleans Saints	Oct. 30, 2011	(25 carries, 2 TD)
<b>159</b>	<b>Todd Gurley II at Green Bay Packers</b>	<b>Oct. 11, 2015</b>	<b>(30 carries, 0 TD)</b>
158	Greg Hill, at Buffalo Bills	Sept. 20, 1998	(19 carries, 2 TD)
158	Marshall Faulk vs. Oakland Raiders	Oct. 13, 2002	(26 carries, 0 TD)
155	Charles White at Atlanta Falcons	Oct. 18, 1987	(31 carries, 0 TD)
155	Dan Towler vs. New York Yanks	Nov. 18, 1951	(13 carries, 1 TD)
154	Marshall Faulk at New Orleans Saints	Dec. 12, 1999	(29 carries, 1 TD)
154	Dan Towler vs. Chicago Bears	Oct. 25, 1953	(24 carries, 1 TD)
<b>152</b>	<b>Todd Gurley II at Seattle Seahawks</b>	<b>Dec. 17, 2017</b>	<b>(21 carries, 3 TD)</b>
152	Lawrence McCutcheon at New Orleans Saints	Nov. 25, 1973	(20 carries, 0 TD)
152	Lawrence McCutcheon at Chicago Bears	Dec. 2, 1973	(24 carries, 0 TD)
152	Lawrence McCutcheon vs. Atlanta Falcons	Dec. 11, 1977	(17 carries, 0 TD)
150	Eric Dickerson at Seattle Seahawks	Sept. 23, 1985	(31 carries, 3 TD)
150	Eric Dickerson vs. Green Bay Packers	Nov. 24, 1985	(31 carries, 1 TD)
150	Steven Jackson vs. Washington Redskins	Dec. 24, 2006	(33 carries, 1 TD)

## CAREER 100-PLUS YARD RUSHING GAMES

Games	Player	Record	Games	Player	Record
38	Eric Dickerson	27-11	3	John Cappelletti	2-0-1
33	Steven Jackson	17-15-1	3	Ollie Matson	2-1
27	Marshall Faulk	27-0	3	Lawrence Phillips	3-0
22	Lawrence McCutcheon	19-2-1	2	Trung Canidate	2-0
<b>17</b>	<b>Todd Gurley II</b>	<b>16-1</b>	2	Dick Hoerner	1-0-1
11	Jerome Bettis	3-8	2	Les Josephson	2-0
10	Dick Bass	6-4	2	Joe Marconi	2-0
10	Dan Towler	10-0	2	Elvis Peacock	2-0
8	Wendell Tyler	6-2	2	Bob Thomas	2-0
8	Charles White	7-1	2	Tre Mason	2-0
7	Greg Bell	6-1	2	C.J. Anderson	2-0
7	Paul (Tank) Younger	3-3-1	1	Benny Cunningham	1-0
6	Cleveland Gary	4-2	1	Jim Bertelsen	1-0
5	Jon Arnett	2-3	1	Robert Delpino	1-0
5	Willie Ellison	2-2-1	1	Harold Green	1-0
5	Ron Waller	4-1	1	Greg Hill	1-0
5	Tim Wilson	2-3	1	Brian Leonard	0-1
4	Skeet Quinlan	1-3	1	Jerald Moore	1-0
4	Zac Stacy	2-2	1	Kenny Washington	1-0
3	Cullen Bryant	3-0	1	Justin Watson	1-0

## REGULAR SEASON GAMES WITH MORE THAN ONE 100-YARD RUSHER

Nov. 8, 1953 vs. San Francisco	Skeet Quinlan (11-119) and Paul Younger (12-101)
Oct. 24, 1954 vs. Chicago Bears	Dan Towler (15-123) and Paul Younger (27-106)
Oct. 31, 1954 vs. Detroit	Paul Younger (18-140) and Skeet Quinlan (13-119)
Dec. 4, 1955 vs. Baltimore	Ron Waller (24-138) and Paul Younger (25-132)
Sept. 16, 1973 at Kansas City	Jim Bertelsen (28-143) and Lawrence McCutcheon (21-120)
Sept. 12, 1976 at Atlanta	Lawrence McCutcheon (26-115) and John Cappelletti (22-102)
Sept. 19, 1976 at Minnesota	John Cappelletti (28-128) and Lawrence McCutcheon (29-110)
Nov. 11, 1996 vs. Atlanta	Lawrence Phillips (14-106) and Harold Green (13-106)
Nov. 11, 2001 vs. Carolina	Marshall Faulk (15-183) and Trung Canidate (16-145)

## BIG DAYS PASSING (350-plus yards)

Yards	Player/Opponent	Date	Att./Comp.	TDs	Ints.
554	Norm Van Brocklin vs. New York Yanks	Sept. 28, 1951	(30/46, 0 TD, 0 Int)		
509	Vince Ferragamo vs. Chicago	Dec. 26, 1982	(30/46, 3 TD, 2 Int)		
<b>465</b>	<b>Jared Goff vs. Minnesota</b>	<b>Sept. 27, 2018</b>	<b>(26/33, 5 TD, 0 Int)</b>		
454	Jim Everett at New Orleans	Nov. 26, 1989	(29/51, 1 TD, 2 Int)		
453	Marc Bulger vs. San Diego	Nov. 10, 2002	(36/48, 4 TD, 0 Int)		
450	Marc Bulger vs. New York Jets	Jan. 2, 2005	(29/39, 3 TD, 2 Int)		
448	Marc Bulger at Green Bay	Nov. 29, 2004	(35/53, 2 TD, 1 Int)		
442	Marc Bulger at New York Giants	Oct. 2, 2005	(40/62, 2 TD, 3 Int)		
441	Kurt Warner vs. Denver	Sept. 4, 2000	(25/35, 3 TD, 3 Int)		
436	James Harris at Miami	Oct. 3, 1976	(17/29, 2 TD, 1 Int)		
431	Trent Green vs. Carolina	Nov. 5, 2000	(29/42, 2 TD, 0 Int)		
<b>413</b>	<b>Jared Goff vs. Kansas City</b>	<b>Nov. 19, 2019</b>	<b>(31/49, 4 TD, 0 Int)</b>		
406	Jim Hardy vs. Chicago Cardinals	Oct. 31, 1948	(28/53, 3 TD, 2 Int)		
401	Tony Banks at Atlanta	Nov. 2, 1997	(30/42, 2 TD, 1 Int)		
401	Kurt Warner at New England	Nov. 18, 2001	(23/34, 3 TD, 2 Int)		
394	Kurt Warner vs. San Francisco	Sept. 17, 2000	(23/34, 2 TD, 2 Int)		
<b>391</b>	<b>Jared Goff vs. New Orleans</b>	<b>Nov. 4, 2018</b>	<b>(28/40, 3 TD, 1 Int)</b>		
390	Kurt Warner vs. San Diego	Oct. 1, 2000	(24/30, 4 TD, 0 Int)		
388	Marc Bulger vs. Washington	Dec. 24, 2006	(25/38, 4 TD, 0 Int)		
385	Kurt Warner vs. New Orleans	Oct. 28, 2001	(29/47, 1 TD, 4 Int)		
378	Marc Bulger at San Francisco	Nov. 2, 2003	(26/42, 1 TD, 2 Int)		
377	Jim Everett at Philadelphia	Nov. 6, 1988	(24/45, 2 TD, 4 Int)		
377	Sam Bradford vs. Minnesota	Dec. 16, 2012	(35/55, 3 TD, 1 Int)		
375	Marc Bulger at Pittsburgh	Oct. 26, 2003	(22/37, 1 TD, 0 Int)		
375	Austin Davis at Philadelphia	Oct. 5, 2014	(29/49, 3 TD, 0 Int)		
372	Billy Wade at Green Bay	Nov. 16, 1958	(19/42, 1 TD, 2 Int)		
372	Jim Everett vs. Cincinnati	Oct. 7, 1990	(25/46, 2 TD, 0 Int)		
372	Mark Rypien vs. Buffalo	Dec. 10, 1995	(31/55, 1 TD, 2 Int)		
368	Jim Everett vs. Indianapolis	Sept. 17, 1989	(28/35, 3 TD, 1 Int)		
368	Marc Bulger vs. San Francisco	Sept. 19, 2007	(24/41, 1 TD, 0 Int)		
366	Trent Green vs. Washington	Nov. 20, 2000	(23/38, 2 TD, 1 Int)		
365	Jim Everett at Denver	Nov. 27, 1988	(25/47, 2 TD, 1 Int)		
365	Jim Everett vs. New Orleans	Dec. 9, 1990	(31/50, 1 TD, 2 Int)		
362	Marc Bulger at San Francisco	Sept. 11, 2005	(34/56, 2 TD, 1 Int)		
360	Marc Bulger vs. Seattle	Oct. 15, 2006	(26/39, 3 TD, 1 Int)		
359	Kurt Warner vs. Indianapolis	Dec. 30, 2001	(23/30, 3 TD, 1 Int)		
358	Marc Bulger vs. New Orleans	Sept. 26, 2004	(32/49, 1 TD, 0 Int)		
356	Billy Wade at Baltimore	Nov. 23, 1958	(24/41, 0 TD, 2 Int)		
356	Marc Bulger vs. Chicago	Dec. 11, 2006	(34/55, 3 TD, 0 Int)		
<b>355</b>	<b>Jared Goff vs. Houston</b>	<b>Nov. 12, 2017</b>	<b>(25/37, 3 TD, 0 Int)</b>		
<b>354</b>	<b>Jared Goff vs. New Orleans</b>	<b>Nov. 26, 2017</b>	<b>(28/43, 2 TD, 1 Int)</b>		
<b>354</b>	<b>Jared Goff vs. Arizona</b>	<b>Sept. 16, 2018</b>	<b>(24/34, 1 TD, 1 Int)</b>		
<b>354</b>	<b>Jared Goff vs. Los Angeles Chargers</b>	<b>Sept. 23, 2018</b>	<b>(29/36, 3 TD, 1 Int)</b>		
354	Jamie Martin vs. San Francisco	Dec. 24, 2005	(33/41, 1 TD, 2 Int)		
354	Marc Bulger vs. Kansas City	Nov. 5, 2006	(31/42, 1 TD, 0 Int)		
353	Tony Banks at Baltimore	Oct. 27, 1996	(26/40, 1 TD, 1 Int)		
352	Marc Bulger vs. Atlanta	Oct. 13, 2003	(23/34, 2 TD, 2 Int)		
352	Sam Bradford at Atlanta	Sept. 15, 2013	(32/55, 3 TD, 1 Int)		
351	Kurt Warner at Carolina	Dec. 5, 1999	(22/31, 3 TD, 2 Int)		

## CAREER 300-PLUS YARD PASSING GAMES

Games	Player	Record	Games	Player	Record
30	Kurt Warner	22-8	3	Bill Wade	1-2
27	Marc Bulger	12-15	2	Dieter Brock	0-2
20	Jim Everett	10-10	2	Bob Waterfield	2-0
<b>13</b>	<b>Jared Goff</b>	<b>11-2</b>	2	Austin Davis	0-2
7	Sam Bradford	2-5	1	Zeke Bratkowski	1-0
5	Norm Van Brocklin	4-1	1	Ryan Fitzpatrick	1-0
3	Tony Banks	1-2	1	Gus Ferrotte	1-0
3	Vince Ferragamo	1-2	1	Pat Haden	0-1
3	Roman Gabriel	2-1	1	Jim Hardy	0-1
3	Trent Green	2-1	1	James Harris	1-0
3	Chris Miller	1-2	1	Case Keenum	0-1
3	Mark Rypien	0-3	1	Jamie Martin	1-0

## BIG DAYS RECEIVING (150-plus yards)

Yards	Player/Opponent	Date	Receptions, TDs
336*	Willie Anderson at New Orleans	Nov. 26, 1989	(15 receptions, 1 TD)
303	Jim Benton at Detroit	Nov. 22, 1945	(10 receptions, 1 TD)
238	Harold Jackson vs. Dallas	Oct. 14, 1973	(7 receptions, 4 TD)
233	Isaac Bruce at Atlanta	Nov. 2, 1997	(10 receptions, 3 TD)
230	Henry Ellard vs. Indianapolis	Sept. 17, 1989	(12 receptions, 1 TD)
229	Isaac Bruce at Baltimore	Oct. 27, 1996	(11 receptions, 1 TD)
226	<i>Eddie Kennison at Atlanta</i>	<i>Dec. 15, 1996</i>	<i>(5 receptions, 3 TD)</i>
220	Ron Jessie at Miami	Oct. 3, 1976	(7 receptions, 2 TD)
210	Isaac Bruce vs. Miami	Dec. 24, 1995	(15 receptions, 1 TD)
208	<i>Jim Phillips at Green Bay</i>	<i>Nov. 16, 1958</i>	<i>(8 receptions, 1 TD)</i>
207	Carroll Dale at Detroit	Nov. 17, 1963	(7 receptions, 3 TD)
204	Marshall Faulk (RB) vs. Chicago	Dec. 26, 1999	(12 receptions, 1 TD)
203	Torry Holt vs. Indianapolis	Dec. 30, 2001	(7 receptions, 2 TD)
202	Jim Benton at New York Yanks	Dec. 5, 1946	(12 receptions, 2 TD)
200	Tommy McDonald vs. Cleveland	Dec. 12, 1965	(6 receptions, 2 TD)
200	Torry Holt at San Francisco	Nov. 2, 2003	(11 receptions, 1 TD)
196	Elroy Hirsch vs. Green Bay	Dec. 12, 1953	(9 receptions, 0 TD)
195	Elroy Hirsch vs. Chicago Cardinals	Nov. 11, 1951	(6 receptions, 2 TD)
192	Isaac Bruce, vs. Minnesota	Sept. 13, 1998	(11 receptions, 1 TD)
191	Isaac Bruce, vs. Atlanta	Oct. 12, 1995	(10 receptions, 2 TD)
189	Tom Fears vs. Green Bay	Dec. 3, 1950	(3 receptions, 2 TD)
189	Torry Holt at Atlanta	Sept. 24, 2000	(3 receptions, 2 TD)
188	Isaac Bruce vs. San Francisco	Sept. 17, 2000	(8 receptions, 1 TD)
183	George Farmer vs. Chicago	Dec. 26, 1982	(9 receptions, 1 TD)
181	Isaac Bruce at Indianapolis	Oct. 1, 1995	(8 receptions, 2 TD)
179	Isaac Bruce vs. New Orleans	Oct. 28, 2001	(7 receptions, 1 TD)
175	Del Shofner vs. Baltimore	Dec. 6, 1958	(5 receptions, 1 TD)
174	Torry Holt at Pittsburgh	Oct. 26, 2003	(7 receptions, 1 TD)
173	Elroy Hirsch at New York Yanks	Sept. 28, 1951	(9 receptions, 4 TD)
173	Isaac Bruce vs. San Francisco	Oct. 22, 1995	(9 receptions, 0 TD)
172	Torry Holt vs. Minnesota	Dec. 10, 2000	(9 receptions, 0 TD)
<b>171</b>	<b>Robert Woods vs. Houston</b>	<b>Nov. 12, 2017</b>	<b>(8 receptions, 2 TD)</b>
171	Henry Ellard at Detroit	Dec. 6, 1987	(7 receptions, 1 TD)
170	Isaac Bruce at Green Bay	Nov. 29, 2004	(9 receptions, 1 TD)
169	Del Shofner at Detroit	Nov. 15, 1959	(5 receptions, 1 TD)
168	Elroy Hirsch at Green Bay	Oct. 11, 1953	(8 receptions, 0 TD)
167	Henry Ellard at Denver	Nov. 27, 1988	(11 receptions, 2 TD)
167	Isaac Bruce vs. San Diego	Oct. 1, 2000	(9 receptions, 2 TD)
166	Henry Ellard at Philadelphia	Nov. 6, 1988	(7 receptions, 1 TD)
165	Henry Ellard vs. Atlanta	Oct. 8, 1989	(8 receptions, 0 TD)
165	Torry Holt at Tampa Bay	Dec. 18, 2000	(9 receptions, 1 TD)
163	Elroy Hirsch at San Francisco	Oct. 28, 1951	(4 receptions, 1 TD)
163	Jim Phillips vs. Chicago	Sept. 23, 1961	(9 receptions, 0 TD)
163	Henry Ellard vs. Phoenix	Nov. 19, 1989	(7 receptions, 2 TD)
163	Isaac Bruce vs. San Diego	Nov. 10, 2002	(10 receptions, 3 TD)
163	Torry Holt, vs. Tennessee	Sept. 25, 2005	(9 receptions, 1 TD)
163	Torry Holt, vs. San Francisco	Dec. 24, 2005	(10 receptions, 1 TD)
163	<i>Donnie Avery at New England</i>	<i>Oct. 26, 2008</i>	<i>(6 receptions, 1 TD)</i>
<b>162</b>	<b>Cooper Kupp vs. Minnesota</b>	<b>Sept. 27, 2018</b>	<b>(9 receptions, 2 TD)</b>
162	Tom Fears at New York Yanks	Sept. 28, 1951	(7 receptions, 0 TD)
161	Torry Holt vs. Atlanta	Oct. 13, 2003	(11 receptions, 2 TD)
160	Danny Amendola	Sept. 16, 2012	(15 receptions, 1 TD)
160	Henry Ellard vs. Kansas City	Nov. 10, 1991	(8 receptions, 1 TD)
160	Torry Holt vs. San Francisco	Dec. 5, 2004	(10 receptions, 1 TD)
159	Tom Fears vs. Washington	Dec. 11, 1949	(10 receptions, 2 TD)
<b>159</b>	<b>Brandin Cooks vs. Arizona</b>	<b>Sept. 16, 2018</b>	<b>(7 receptions, 0 TD)</b>
<b>158</b>	<b>Todd Gurley II at Tennessee</b>	<b>Dec. 24, 2017</b>	<b>(10 receptions, 2 TD)</b>
157	Elroy Hirsch at New York Yanks	Nov. 19, 1954	(5 receptions, 0 TD)
157	Bob Boyd vs. San Francisco	Oct. 3, 1954	(5 receptions, 1 TD)
155	Tommy McDonald at Chicago	Oct. 10, 1965	(9 receptions, 0 TD)



154	Jim Phillips at New York Giants	Oct 22, 1961	(8 receptions, 1 TD)
154	Willie Anderson at Atlanta	Sept. 11, 1994	(5 receptions, 1 TD)
154	Torry Holt vs. Seattle	Oct. 15, 2006	(8 receptions, 3 TD)
152	Isaac Bruce at Cincinnati	Oct. 3, 1999	(6 receptions, 0 TD)
152	Drew Hill at Pittsburgh	Sept. 16, 1984	(4 receptions, 1 TD)
151	Jim Benton, at Chicago	Oct. 21, 1945	(7 receptions, 1 TD)
151	Jim Phillips, at Dallas	Nov. 6, 1960	(7 receptions, 2 TD)
151	Jack Snow, at Baltimore	Oct. 15, 1967	(3 receptions, 2 TD)
151	Ron Jessie, at Atlanta	Nov. 16, 1975	(10 receptions, 1 TD)
151	Torry Holt at Carolina	Dec. 12, 2004	(6 receptions, 1 TD)
150	Elroy Hirsch, at San Francisco	Oct. 7, 1956	(8 receptions, 2 TD)
150	Jack Snow, vs. Detroit	Dec. 14, 1970	(7 receptions, 0 TD)

\*NFL Record

## GAMES WITH MORE THAN ONE 100-YARD RECEIVER

Dec. 11, 1949 vs. Washington	Tom Fears (10-159) and Bob Shaw (5-137)
Sept. 22, 1950 vs. New York Yanks	Glen Davis (5-103) and Dick Hoerner (4-105)
Nov. 19, 1950 at New York Yanks	Dick Hoerner (14-125) and Elroy Hirsch (8-157)
Sept. 28, 1951 at New York Yanks	Tom Fears (7-162), Elroy Hirsch (9-173), and Verda (V.T.) Smith (2-103)
Dec. 14, 1952 vs. Pittsburgh	Tom Fears (10-122) and Elroy Hirsch (4-108)
Oct. 4, 1953 at San Francisco	Bob Boyd (4-107) and Elroy Hirsch (9-107)
Sept. 26, 1954 at Baltimore	Skeet Quinlan (4-135) and Bob Boyd (4-121)
Oct. 10, 1954 at Detroit	Bob Boyd (8-128) and Elroy Hirsch (6-105)
Nov. 21, 1954 at New York Giants	Bob Boyd (5-103) and Tom Fears (9-136)
Dec. 12, 1954 vs. Green Bay	Bob Boyd (4-106) and Elroy Hirsch (5-119)
Oct. 7, 1956 at San Francisco	Elroy Hirsch (8-150) and Bob Boyd (7-119)
Nov. 23, 1958 at Baltimore	Lamar Lundy (6-103) and Del Shofner (8-110)
Oct. 11, 1964 at Chicago	Jim Phillips (7-110) and Bucky Pope (4-108)
Nov. 1, 1964 at Detroit	Carroll Dale (7-109) and Marlin McKeever (6-100)
Dec. 4, 1976 vs. Atlanta	Ron Jessie (4-112) and Dwight Scales (2-102)
Dec. 26, 1982 vs. Chicago	George Farmer (9-183) and Preston Dennard (5-122)
Sept. 9, 1990 at Green Bay	Henry Ellard (6-106) and Willie Anderson (5-128)
Oct. 7, 1990 vs. Cincinnati	Henry Ellard (7-100) and Willie Anderson (7-144)
Dec. 9, 1990 vs. New Orleans	Henry Ellard (5-107) and Willie Anderson (5-123)
Sept. 1, 1991 vs. Phoenix	Robert Delpino (10-113) and Henry Ellard (7-116)
Dec. 5, 1999 at Carolina	Isaac Bruce (6-111) and Az-Zahir Hakim (4-122)
Dec. 12, 1999 at New Orleans	Isaac Bruce (4-102) and Torry Holt (6-113)
Sept. 4, 2000 vs. Denver	Az-Zahir Hakim (5-118), Torry Holt (6-103), and Marshall Faulk (4-100)
Oct. 1, 2000 vs. San Diego	Isaac Bruce (9-167), Marshall Faulk (6-116), and Az-Zahir Hakim (5-104)
Nov. 5, 2000 vs. Carolina	Az-Zahir Hakim (8-147) and Torry Holt (4-130)
Nov. 10, 2002 vs. San Diego	Isaac Bruce (10-163) and Torry Holt (7-118)
Sept. 7, 2003 at New York Giants	Isaac Bruce (8-120), and Torry Holt (7-111)
Sept. 19, 2004 at Atlanta	Torry Holt (9-121) and Isaac Bruce (5-102)
Oct. 1, 2006 vs. Detroit	Isaac Bruce (7-100) and Torry Holt (6-102)
Dec. 24, 2006 vs. Washington	Isaac Bruce (9-148) and Steven Jackson (6-102)
Sept. 21, 2017 at San Francisco	Robert Woods (6-108) and Sammy Watkins (6-106)
Sept. 27, 2018 vs. Minnesota	Cooper Kupp (9-162), Brandin Cooks (7-116) and Robert Woods (5-101)

## CAREER 100-PLUS YARD RECEIVING GAMES

Games	Player	Record	Games	Player	Record
46	Torry Holt	27-19	2	Verda (V. T.) Smith (RB)	1-1
43	Isaac Bruce	22-21	2	Billy Truax (TE)	2-0
26	Henry Ellard	12-14	2	Wendell Tucker	2-0
21	Elroy Hirsch	12-9	2	Danny Amendola	1-0-1
16	Tom Fears	8-7-1	2	Chris Givens	1-1
15	Bob Boyd	9-5-1	1	Danario Alexander (WR)	0-1
14	Jim Phillips	4-9-1	1	Jon Arnett (RB)	0-1
10	Jack Snow	5-4-1	1	Donnie Avery (WR)	0-1
9	Willie Anderson	4-5	1	Johnny Bailey (RB)	0-1
8	Carroll Dale	2-5-1	1	Mike Barber (TE)	0-1
8	Harold Jackson	5-3	1	Jim Bertlesen (RB)	0-1
8	Del Shofner	2-6	1	Ron Brown	1-0
6	Tommy McDonald	4-2	1	Leon Clarke	1-0
<b>5</b>	<b>Brandin Cooks</b>	<b>4-1</b>	1	Mark Clayton (WR)	0-1
<b>5</b>	<b>Robert Woods</b>	<b>5-0</b>	1	Aaron Cox	1-0
5	Kenny Britt	2-3	1	Kevin Curtis	1-0
5	Bernie Casey	3-0-2	1	Glen Davis	1-0
5	Ron Jessie	5-0	1	Troy Drayton (TE)	1-0
4	Jim Benton	3-1	1	Pete Holohan (TE)	1-0
4	Marshall Faulk (RB)	4-0	1	Tom Keane	1-0
4	Az-Zahir Hakim	3-1	1	Lamar Lundy (TE)	0-1
4	Martin McKeever (TE)	1-3	1	Ollie Matson (RB)	0-1
3	Preston Dennard	1-2	1	Shaun McDonald	0-1
3	Drew Hill	1-2	1	Dwight Scales	1-0
3	Amp Lee (RB)	1-2	1	Bob Shaw	1-0
3	Bucky Pope	1-2	1	Clendon Thomas (RB)	0-1
2	Bob Carey	1-1	1	Billy Waddy	1-0
2	Robert Delpino (RB)	0-2	1	Brandon Gibson	1-0
2	George Farmer	0-2	1	Lance Kendricks (TE)	1-0
2	Steven Jackson (RB)	1-1	1	Jared Cook (TE)	1-0
2	Eddie Kennison	1-1	1	Tavon Austin	1-0
<b>3</b>	<b>Cooper Kupp</b>	<b>2-1</b>	1	Stedman Bailey	1-0
2	Willie Miller	1-1	1	Sammy Watkins	1-0
2	Ricky Proehl	2-0	1	<b>Todd Gurley II</b>	<b>1-0</b>

## GAMES WITH 300-YARD PASSER, 100-YARD RECEIVER(S), 100-YARD RUSHER

Game/Date	300-Yard Passer	100-Yard Receiver(s)	100-Yard Rusher
vs. SF, 10/23/83	QB V. Ferragamo (26-35, 327 yds, 5 TD, 2 Int.)	TE M. Barber (8-113, 1 TD)	RB E. Dickerson (25-144)
at Det, 12/6/87	QB J. Everett (20-26, 324 yds, 2 TD, 2 Int.)	WR H. Ellard (7-171, 1 TD)	RB C. White (29-102, 1 TD)
at Den, 11/27/88	QB J. Everett (25-47, 365 yds, 2 TD, 1 Int.)	WR H. Ellard (11-167, 2 TD)	RB G. Bell (22-112, 1 TD)
vs. Atl, 10/21/90	QB J. Everett (24-38, 302 yds, 3 TD)	WR H. Ellard (6-109, 1 TD)	RB C. Gary (19-102, 2 TD)
at Atl, 12/15/96	QB T. Banks (11-16, 304 yds, 3 TD, 1 Int.)	WR E. Kennison (5-226, 3 TD)	RB L. Phillips (22-122, 1 TD)
at Car, 12/5/99	QB K. Warner (22-31, 351 yds, 3 TD, 2 Int.)	WR A. Hakim (4-122, 2 TD)	RB M. Faulk (22-118)
		WR I. Bruce (6-111)	
at NO, 12/12/99	QB K. Warner (21-31, 346 yds, 2 TD, 1 Int.)	WR T. Holt (6-112)	RB M. Faulk (29-154, 1 TD)
		WR I. Bruce (4-102)	
vs. SF, 9/17/00	QB K. Warner (23-34, 394 yds, 2 TD, 2 Int.)	WR I. Bruce (8-188, 1 TD)	RB M. Faulk (25-134, 3 TD);
vs. SD, 10/1/00	QB K. Warner (30-24, 390, 4 TD)	WR I. Bruce (9-167, 2 TD)	RB J. Watson (14-102, 1 TD)
		RB M. Faulk (6-116, 2 TD)	
		WR A. Hakim (5-104)	
vs. Min, 12/10/00	QB K. Warner (27-32, 346 yds)	WR T. Holt (9-172)	RB M. Faulk (25-135, 4 TD)
at SF, 9/23/01	QB K. Warner (24-35, 321 yds, 3 TD, 1 Int.)	WR I. Bruce (8-144, 1 TD)	RB M. Faulk (18-105)
vs. Ind, 12/30/01	QB K. Warner (23-20, 359 yds, 3 TD, 1 Int.)	WR T. Holt (7-203, 2 TD)	RB M. Faulk (25-118, 3 TD)
at Ari, 11/23/03	QB M. Bulger (28-44, 329 yds, 1 TD, 4 Int.)	WR T. Holt (9-145)	RB M. Faulk (24-100, 1 TD)
at Hou, 11/27/05	QB R. Fitzpatrick (19-30, 310 yards, 1 TD, 3 Int.)	WR T. Holt (10-130, 1 TD)	RB M. Faulk (24-100, 1 TD)
vs. Was, 12/24/06	QB M. Bulger (28-38), 388 yards, 4 TD, 0 Int.)	WR I. Bruce (9-148, 1 TD)	RB S. Jackson (33-150, 1 TD)
		RB S. Jackson (6-102, 1 TD)	
at Ten, 12/24/17	QB J. Goff (22-38, 301 yards, 4 TD)	RB T. Gurley II (10-158, 2 TD)	RB T. Gurley II (22-118)
vs. LAC, 9/23/18	QB J. Goff (29-36, 354 yards, 3 TD)	WR R. Woods (10-104, 2 TD)	RB T. Gurley II (23-105)
vs. Sea, 11/11/18	QB J. Goff (28-39, 318 yards, 2 TD)	WR B. Cooks (10-100)	RB T. Gurley II (16-120)

### LARGEST MARGIN OF VICTORY

Points	Score	Opponent/Date
59 points	(59-0)	vs. Atlanta, Dec. 4, 1976
52 points	(52-0)	vs. Oakland, Nov. 30, 2014
49 points	(56-7)	vs. San Francisco, Nov. 9, 1958
48 points	(48-0)	at Baltimore, Sept. 26, 1954
43 points	(70-27)	vs. Baltimore, Oct. 22, 1950
	(45-21)	vs. Baltimore, Dec. 5, 1953
	(59-16)	vs. Atlanta, Nov. 10, 1996
41 points	(65-24)	vs. Detroit, Oct. 29, 1950
	(55-14)	vs. New York Giants, Nov. 13, 1966
40 points	(54-14)	at New York Yanks, Sept. 28, 1951
39 points	(42-3)	at Philadelphia, Nov. 3, 1975
	(45-6)	vs. Seattle, Oct. 31, 1976
37 points	(46-9)	vs. Indianapolis, Sept. 10, 2017

### LARGEST MARGIN OF DEFEAT

Points	Score	Opponent/Date
48 points	(48-0)	at San Francisco, Dec. 27, 1987
44 points	(47-3)	at New York Jets, Nov. 9, 2008
47 points	(47-0)	at Chicago Bears, Nov. 29, 1942
40 points	(47-7)	at Tennessee, Dec. 13, 2009
39 points	(49-10)	at Kansas City, Dec. 8, 2002
38 points	(52-14)	vs. Chicago Bears, Oct. 13, 1963
	(44-6)	at Detroit, Oct. 10, 2010
	(45-7)	vs. New England, Oct. 28, 2012
	(44-6)	vs. Arizona Cardinals, Jan. 1, 2017
36 points	(56-20)	at Philadelphia, Oct. 8, 1950
	(42-6)	at Pittsburgh, Nov. 3, 1996
	(42-6)	vs. Indianapolis, Oct. 25, 2009
35 points	(35-0)	at San Francisco, Oct. 4, 2009
	(38-3)	at Philadelphia, Sept. 7, 2008
	(35-0)	at San Francisco, Oct. 8, 1961
	(56-21)	at Baltimore, Nov. 25, 1956
	(42-7)	vs. Green Bay, Nov. 12, 1944
	(49-14)	at New York, Nov. 16, 1941

# **LOS ANGELES RAMS 2019 GAME SUMMARIES**





**Weather: 87 degrees, sunny - Attendance 72,005 - Time 3:12**

The Rams came away with the victory on the road in Week 1, defeating the Carolina Panthers, 30-27. In the first quarter, Rams LB Cory Littleton forced his second career fumble and recovered the ball, ending Carolina's opening series. The play marked the four-year pro's first career fumble recovery. With 43 seconds left in the first quarter, Panthers K Joey Slye missed a 49-yard field goal attempt, leaving the score at 0-0 going into the second quarter. The Rams started the second quarter with a 49-yard field goal by K Greg Zuerlein. Looking to get points on the board, Panthers QB Cam Newton threw a backwards pass that was dropped and then recovered by Rams LB Samson Ebukam at the Panthers' 15 yard-line. Quick to capitalize, Rams RB Malcolm Brown ran for his first touchdown of the season, making the score 10-0. Zuerlein converted a 56-yard attempt with a little over a minute left in the second quarter bringing the score to 13-0. The Panthers had the ball at the end of the second quarter and Slye responded with a 46-yard field goal to put the Panthers on the board, making the score of 13-3. On the first drive of the second half, Zuerlein kicked a 27-yard field goal to increase the LA's lead to 16-3. On the ensuing drive, Panthers RB Christian McCaffrey took a shotgun snap in wildcat formation, faked to Newton and ran in his first touchdown of the season. Brown carried the Rams down the field, eventually finding the endzone on a 1-yard rush for his second touchdown of the day and the first multi-touchdown game of his career. Toward the end the third quarter, Slye made a 52-yard field goal, making the score 23-13. At the beginning of the fourth quarter, Panthers LB Jermaine Carter Jr. blocked a Rams punt that was recovered by Carolina RB Reggie Bonnafon. The blocked punt set up McCaffrey's second touchdown of the day, making the score 23-20. On LA's following drive, Panthers CB James Bradberry picked off Rams QB Jared Goff. It was Goff's first interception in a season opener. The following possession, Goff responded with a 5-yard touchdown pass to TE Tyler Higbee, extending the Rams' lead to 30-20. With less than six minutes left in the game, Littleton picked off Newton's pass, the linebacker's fifth interception of his career. With time winding down, Panthers FB Alex Armah rushed for a 1-yard touchdown to make the score 30-27. The Rams would hold on, picking up their third Week 1 victory under Head Coach Sean McVay. The Rams' defense tallied 3.0 sacks on the day, with OLB Dante Fowler Jr. leading the way with 2.0. It was Fowler's first multi-sack game since 2017. LB Clay Matthews also added his first sack as a member of the Rams.

**STARTING LINEUPS**

**LOS ANGELES RAMS**

WR 18	C. Kupp	DE 90	M. Brockers
TE 89	T. Higbee	DT 69	S. Joseph
LT 77	A. Whitworth	DT 99	A. Donald
LG 70	J. Noteboom	WILL 56	D. Fowler
C 55	Br. Allen	OLB 52	C. Matthews
RG 66	A. Blythe	ILB 58	C. Littleton
RT 79	R. Havenstein	ILB 54	B. Hager
WR 12	B. Cooks	LCB 22	M. Peters
WR 17	R. Woods	RCB 21	A. Talib
QB 16	J. Goff	SS 43	J. Johnson III
RB 30	T. Gurley II	FS 32	E. Weddle

**CAROLINA PANTHERS**

WR 12	D. Moore	DE 93	G. McCoy
LT 60	D. Williams	DE 56	J. Carter
LG 73	G. Van Roten	DE 99	K. Short
C 61	M. Paradis	OLB 97	M. Addison
RG 70	T. Turner	ILB 54	S. Thompson
RT 72	T. Moton	ILB 59	L. Kuechly
TE 88	G. Olsen	OLB 53	B. Burns
WR 10	C. Samuel	CB 26	D. Jackson
QB 1	C. Newton	CB 24	J. Bradberry
TE 82	C. Manhertz	SS 25	E. Reid
RB 22	C. McCaffrey	FS 33	T. Boston

**LOS ANGELES SUBSTITUTIONS:** K 4 G.Zuerlein, P 6 J.Hekker, WR 19 J.Natson, CB 20 T.Hill, CB 23 N.Robey, S 24 T.Rapp, S 26 M.Christian, RB 27 D.Henderson, DB 31 D.Williams, S 33 N.Scott, RB 34 M.Brown, LS 44 J.McQuaide, LB 48 T.Howard, OLB 50 S.Ebukam, LB 51 T.Reeder, LB 57 N.Patrick, OL 64 J.Demby, T 73 D.Edwards, TE 81 G.Everett, WR 83 J.Reynolds, WR 88 M.Thomas, DT 92 T.Smart, DE 97 M.Fox

**LOS ANGELES INACTIVES:** WR 14 N.Webster, CB 25 D.Long, OLB 45 O.Okoronkwo, C 65 C.Shelton, T 71 B.Evans, TE 82 J.Mundt, DT 91 G.Gaines

**LOS ANGELES DID NOT PLAY:** QB 5 B.Bortles

**SCORING SUMMARY**

		1	2	3	4	OT	TOTAL	FIELD GOALS	
<b>VISITOR</b>	Los Angeles Rams	0	13	10	7	-	30	(49), (56), (27), 41WL	
<b>HOME</b>	Carolina Panthers	0	3	10	14	-	27	53 WR, (46), (52)	

		Clock		Play (Extra Point) (Drive Info)		Visitor	Home
<b>TEAM</b>	<b>Qtr</b>	<b>Time</b>					
Rams	2	13:43	G.Zuerlein 49 yd. Field Goal (7-26, 1:58)		3	0	
Rams	2	12:44	M.Brown 5 yd. run (G.Zuerlein kick) (2-10, 0:23)		10	0	
Rams	2	1:02	G.Zuerlein 56 yd. Field Goal (9-33, 3:54)		13	0	
Panthers	2	0:00	J.Slye 46 yd. Field Goal (8-47, 1:02)		13	3	
Rams	3	11:53	G.Zuerlein 27 yd. Field Goal (7-66, 3:07)		16	3	
Panthers	3	8:28	C.McCaffrey 8 yd. run (J.Slye kick) (8-60, 3:25)		16	10	
Rams	3	2:51	M.Brown 1 yd. run (G.Zuerlein kick) (13-75, 5:37)		23	10	
Panthers	3	0:11	J.Slye 52 yd. Field Goal (8-36, 2:40)		23	13	
Panthers	4	13:10	C.McCaffrey 2 yd. run (J.Slye kick) (2-5, 0:28)		23	20	
Rams	4	6:37	T.Higbee 5 yd. pass from J.Goff (G.Zuerlein kick) (7-57, 3:54)		30	20	
Panthers	4	1:58	A.Armah 1 yd. run (J.Slye kick) (9-69, 2:08)		30	27	

## FINAL TEAM STATISTICS

	RAMS	PANTHERS		RAMS	PANTHERS
<b>TOTAL FIRST DOWNS</b>	<b>22</b>	<b>21</b>	<b>FGs - PATs Had Blocked</b>	<b>0-0</b>	<b>0-0</b>
By Rushing	9	8	Net Punting Average	28.5	38.5
By Passing	12	13	<b>TOTAL RETURN YARDAGE (W/O KOR)</b>	<b>45</b>	<b>24</b>
By Penalty	1	0	No. and Yards Punt Returns	2-19	2-24
<b>THIRD DOWN EFFICIENCY</b>	<b>9-17-53%</b>	<b>5-11-45%</b>	No. and Yards Kickoff Returns	0-0	2-51
<b>FOURTH DOWN EFFICIENCY</b>	<b>0-0-0%</b>	<b>0-0-0%</b>	No. and Yards Interception Returns	1-26	1-0
<b>TOTAL NET YARDS</b>	<b>349</b>	<b>343</b>	<b>PENALTIES Number and Yards</b>	<b>5-43</b>	<b>6-46</b>
Total Offensive Plays	72	64	<b>FUMBLES Number and Lost</b>	<b>1-0</b>	<b>2-2</b>
Average gain per offensive play	4.8	5.4	<b>TOUCHDOWNS</b>	<b>3</b>	<b>3</b>
<b>NET YARDS RUSHING</b>	<b>166</b>	<b>127</b>	Rushing	2	3
Total Rushing Plays	32	23	Passing	1	0
Average gain per rushing play	5.2	5.5	<b>EXTRA POINTS Made-Attempts</b>	<b>3-3</b>	<b>3-3</b>
Tackles for a loss-number and yards	2-6	2-6	Kicking Made-Attempts	3-3	3-3
<b>NET YARDS PASSING</b>	<b>183</b>	<b>216</b>	<b>FIELD GOALS Made-Attempts</b>	<b>3-4</b>	<b>2-3</b>
Times thrown - yards lost attempting to pass	1-3	3-23	<b>RED ZONE EFFICIENCY</b>	<b>3-4-75%</b>	<b>3-3-100%</b>
Gross yards passing	186	239	<b>GOAL TO GO EFFICIENCY</b>	<b>3-3-100%</b>	<b>3-3-100%</b>
<b>PASS ATTEMPTS-COMP-HAD INT</b>	<b>39-23-1</b>	<b>38-25-1</b>	<b>SAFETIES</b>	<b>0</b>	<b>0</b>
Avg gain per pass play	4.6	5.3	<b>FINAL SCORE</b>	<b>30</b>	<b>27</b>
<b>KICKOFFS Number-In End Zone-TBs</b>	<b>7-5-4</b>	<b>5-4-4</b>	<b>TIME OF POSSESSION</b>	<b>33:16</b>	<b>26:44</b>
<b>PUNTS Number and Average</b>	<b>4-34.5</b>	<b>4-48.3</b>			
Had Blocked	1	0			

## FINAL INDIVIDUAL STATISTICS

LOS ANGELES RAMS							CAROLINA PANTHERS								
<b>RUSHING</b>	<b>ATT</b>	<b>YDS</b>	<b>AVG</b>	<b>LG</b>	<b>TD</b>		<b>RUSHING</b>	<b>ATT</b>	<b>YDS</b>	<b>AVG</b>	<b>LG</b>	<b>TD</b>			
T. Gurley II	14	97	6.9	25	0		C. McCaffrey	19	128	6.7	23	2			
M. Brown	11	53	4.8	17	2		A. Armah	1	1	1.0	1	1			
R. Woods	2	16	8.0	20	0		C. Newton	3	-2	-0.7	3	0			
J. Goff	4	0	0.0	3	0		<b>Total</b>	<b>23</b>	<b>127</b>	<b>5.5</b>	<b>23</b>	<b>3</b>			
D. Henderson	1	0	0.0	0	0										
<b>Total</b>	<b>32</b>	<b>166</b>	<b>5.2</b>	<b>25</b>	<b>2</b>		<b>PASSING</b>	<b>ATT</b>	<b>CMP</b>	<b>YDS</b>	<b>SK/YD</b>	<b>TD</b>	<b>LG</b>	<b>IN</b>	<b>RT.</b>
							C. Newton	38	25	239	3/23	0	17	1	72.1
							<b>Total</b>	<b>38</b>	<b>25</b>	<b>239</b>	<b>3/23</b>	<b>0</b>	<b>17</b>	<b>1</b>	<b>72.1</b>
<b>RECEIVING</b>	<b>NO</b>	<b>YDS</b>	<b>AVG</b>	<b>LG</b>	<b>TD</b>		<b>RECEIVING</b>	<b>NO</b>	<b>YDS</b>	<b>AVG</b>	<b>LG</b>	<b>TD</b>			
R. Woods	8	70	8.8	22	0		C. McCaffrey	10	81	8.1	17	0			
C. Kupp	7	46	6.6	10	0		D. Moore	7	76	10.9	15	0			
T. Higbee	4	20	5.0	6	1		G. Olsen	4	36	9.0	14	0			
B. Cooks	2	39	19.5	24	0		C. Samuel	3	32	10.7	16	0			
G. Everett	1	7	7.0	7	0		J. Wright	1	14	14.0	14	0			
T. Gurley II	1	4	4.0	4	0		I. Thomas	0	0	0.0	0	0			
J. Reynolds	0	0	0.0	0	0		C. Hogan	0	0	0.0	0	0			
<b>Total</b>	<b>23</b>	<b>186</b>	<b>8.1</b>	<b>24</b>	<b>1</b>		<b>Total</b>	<b>25</b>	<b>239</b>	<b>9.6</b>	<b>17</b>	<b>0</b>			
<b>INTERCEPTIONS</b>	<b>NO</b>	<b>YDS</b>	<b>AVG</b>	<b>LG</b>	<b>TD</b>		<b>INTERCEPTIONS</b>	<b>NO</b>	<b>YDS</b>	<b>AVG</b>	<b>LG</b>	<b>TD</b>			
C. Littleton	1	26	26.0	26	0		J. Bradberry	1	0	0.0	0	0			
<b>Total</b>	<b>1</b>	<b>26</b>	<b>26.0</b>	<b>26</b>	<b>0</b>		<b>Total</b>	<b>1</b>	<b>0</b>	<b>0.0</b>	<b>0</b>	<b>0</b>			
<b>PUNTING</b>	<b>NO</b>	<b>YDS</b>	<b>AVG</b>	<b>NET</b>	<b>TB/I20</b>	<b>LG</b>	<b>PUNTING</b>	<b>NO</b>	<b>YDS</b>	<b>AVG</b>	<b>NET</b>	<b>TB/I20</b>	<b>LG</b>		
J. Hekker	3	138	46.0	28.5	0/0	68	M. Palardy	4	193	48.3	38.5	1/1	58		
[BLOCKED]	1	0		0.0			<b>Total</b>	<b>4</b>	<b>193</b>	<b>48.3</b>	<b>38.5</b>	<b>1/1</b>	<b>58</b>		
<b>Total</b>	<b>4</b>	<b>138</b>	<b>34.5</b>	<b>28.5</b>	<b>0/0</b>	<b>68</b>									
<b>PUNT RETURNS</b>	<b>NO</b>	<b>YDS</b>	<b>AVG</b>	<b>FC</b>	<b>LG</b>	<b>TD</b>	<b>PUNT RETURNS</b>	<b>NO</b>	<b>YDS</b>	<b>AVG</b>	<b>FC</b>	<b>LG</b>	<b>TD</b>		
J. Natson	2	19	9.5	1	16	0	R. McCloud	2	24	12.0	0	13	0		
[TOUCHBACK]	1	0	0.0	0	0	0	[OUT OF BOUNDS]	1	0	0.0	0	0	0		
<b>Total</b>	<b>2</b>	<b>19</b>	<b>9.5</b>	<b>1</b>	<b>16</b>	<b>0</b>	<b>Total</b>	<b>2</b>	<b>24</b>	<b>12.0</b>	<b>0</b>	<b>13</b>	<b>0</b>		
<b>KICKOFF RETURNS</b>	<b>NO</b>	<b>YDS</b>	<b>AVG</b>	<b>FC</b>	<b>LG</b>	<b>TD</b>	<b>KICKOFF RETURNS</b>	<b>NO</b>	<b>YDS</b>	<b>AVG</b>	<b>FC</b>	<b>LG</b>	<b>TD</b>		
[TOUCHBACK]	4	0	0.0	0	0	0	R. McCloud	2	51	25.5	0	26	0		
<b>Total</b>	<b>0</b>	<b>0</b>	<b>0.0</b>	<b>0</b>	<b>0</b>	<b>0</b>	[OUT OF BOUNDS]	1	0	0.0	0	0	0		
							[TOUCHBACK]	4	0	0.0	0	0	0		
							<b>Total</b>	<b>2</b>	<b>51</b>	<b>25.5</b>	<b>0</b>	<b>26</b>	<b>0</b>		

## DEFENSIVE STATISTICS (BASED ON GAMEBOOK)

PLAYER	T	S	A	S-YDS	I-YDS	PD	FF	FR	PLAYER	T	S	A	S-YDS	I-YDS	PD	FF	FR
C. Littleton	14	8	6	0-0	1-26	2	1	1	A. Donald	1	1	0	0-0	0-0	0	0	0
J. Johnson	11	6	5	0-0	0-0	0	0	0	S. Ebukam	1	1	0	0-0	0-0	0	1	1
T. Rapp	7	3	4	0-0	0-0	0	0	0	M. Fox	1	1	0	0-0	0-0	0	0	0
E. Weddle	6	2	4	0-0	0-0	0	0	0	A. Talib	1	0	1	0-0	0-0	1	0	0
M. Christian	4	2	2	1-3	0-0	0	0	0	J. Hekker	0	0	0	0-0	0-0	0	0	0
M. Peters	4	2	2	0-0	0-0	0	0	0	T. Hill	0	0	0	0-0	0-0	0	0	0
C. Matthews	3	2	1	1-6	0-0	0	0	0	M. Brown	0	0	0	0-0	0-0	0	0	0
B. Hager	3	1	2	0-0	0-0	0	0	0	T. Reeder	0	0	0	0-0	0-0	0	0	0
D. Fowler	2	2	0	2-17	0-0	0	0	0	R. Woods	0	0	0	0-0	0-0	0	0	0
N. Robey	2	2	0	0-0	0-0	0	0	0	A. Blythe	0	0	0	0-0	0-0	0	0	0
M. Brockers	2	2	0	0-0	0-0	0	0	0	<b>Totals</b>	<b>62</b>	<b>35</b>	<b>27</b>	<b>3-23</b>	<b>1-26</b>	<b>3</b>	<b>2</b>	<b>2</b>

# UPDATED PLAYER BIOGRAPHIES





# 55 BRIAN ALLEN

Center // Michigan St. // Hinsdale, Ill.

Ht./Wt.: 6-2/303

NFL Exp.: 2nd (2nd Rams)

GP/GS, (Playoffs): 14/1, (3/0)

Birth Date: 10/11/1995

Acquired: D4A-2018 (No. 111)

**TRANSACTIONS:** Selected by the Rams in the fourth round (111th overall) of the 2018 NFL Draft (4/28/18).

**PRO:** Second-year pro out of Michigan state, played in 13 regular season games during his rookie campaign and all three postseason contests.

**2019 SEASON:** Second-year professional earned his first start at center in the 2019 season opener...**at Carolina (9/8):** Made first NFL start...played all 77 offensive snaps...helped pave the way for the Rams to amass 166 yards rushing and average 5.2 yards per rushing attempt.

**2018 SEASON:** Played in 13 games during his rookie season in addition to three postseason games...**at Oakland (9/10):** Made NFL debut...played nine special teams snaps...**vs. Arizona (9/16):** Made offensive debut, playing seven snaps at center in the fourth quarter...**vs. Minnesota (9/27):** Played seven special teams snaps...**at Seattle (10/7):** Played six special teams snaps...**at New Orleans (11/4):** Played seven special teams snaps...**vs. Kansas City (11/19):** Played nine special teams snaps...**at Detroit (12/2):** Played six special teams snaps...**at Chicago (12/9):** Played three snaps at the center position, in addition to three special teams snaps...**vs. Philadelphia (12/16):** Played five special teams snaps...**vs. Arizona (12/23):** Played eight offensive snaps in the fourth quarter in addition to six special teams snaps throughout the game...**vs. San Francisco (12/30):** Played 18 snaps at the center position late in the game in addition to eight plays on special teams...**Divisional Round vs. Dallas (1/12/19):** Made postseason debut...played seven special teams snaps...**Championship Round at New Orleans (1/20/19):** Played seven special teams snaps...**Super Bowl LIII (2/3/19):** Played two special teams snaps.

**COLLEGE:** Four-year letter winner, played in 51 career games, including 38 starts (17 at center, 16 at left guard, five at right guard)...was voted a 2017 team captain...earned second-team All-Big Ten accolades three straight years (2015-17)...extremely durable lineman finished his career starting in 28 consecutive games, including all 13 games at center in 2017...three-time Academic All-Big Ten honoree...versatile lineman played both guard spots and center throughout his collegiate career...as a senior in 2017, led the offensive line with 98 knockdowns...played a team-high 977 snaps...voted the team's most inspirational player (Biggie Munn Award) on offense...received the Downtown Coaches Club Award, given to the team's most outstanding offensive player and the Up Front Award (most outstanding lineman: offense)...named a semifinalist for the William V. Campbell Trophy, widely known as the 'Academic Heisman'...was

the 2017 Michael R. Sadler Scholar-Athlete Award recipient (top Division I college football scholar-athlete in state of Michigan)...as a junior in 2016, was one of only three players on the team and the only offensive lineman to start all 12 games...named second-team All-Big Ten choice by the media and third-team pick by the coaches...appeared in all 14 games, including 12 starts (10 at left guard; two at center) as a sophomore in 2015...collected 82.5 knockdowns during the regular season, second most on the team...as a freshman in 2014, named a first-team Freshman All-American by the Football Writers Association of America and Scout.com.

**PERSONAL:** Three-year starter at Hinsdale Central for Coach Rich Tarka...earned first-team all-state honors (8A) from the Illinois High School Coaches Association and *Chicago Tribune* as a senior...two-time All-West Suburban Conference first-team honoree... also played on the defensive line recorded 16 tackles, including three for losses and 1.0 sack (11 yards), along with an interception and fumble recovery in 2013...first wrestler in Hinsdale Central history to win four state medals (second at 285 pounds in 2014; first at 285 in 2013; third at 285 in 2012; third at 215 in 2011)...as a junior, won the 2013 3A state wrestling championship at heavyweight (285 pounds), finishing the season with a perfect 48-0 record...nearly claimed back-to-back state titles at 285 pounds, but lost in overtime in the championship match; finished his senior year with a 45-2 record...ranked sixth nationally at 285 pounds by InterMatWrestle.com...also won the state title in the shot put in 2013...selected Chicago Sun-Times Male Athlete of the Year for 2013-14...was named the No. 1 Doings/Pioneer Press West Group sports story of 2013...son of John and Leslie Allen...his older brother, Jack, was a four-year letter winner (2012-15) and two-time first-team All-American center (2014-15) at Michigan State; he spent his rookie season (2016) in the NFL with the New Orleans Saints...his younger brother, Matt, is an offensive lineman at Michigan State...majored in economics.

#### Allen's Career Games/Starts:

Year	Teams	GP/GS
2019	Los Angeles Rams	1/1
2018	Los Angeles Rams	13/0
	<i>Postseason</i>	<i>3/0</i>
<b>Totals</b>		<b>14/1</b>
	<i>Postseason</i>	<i>3/0</i>



# 66 AUSTIN BLYTHE

Offensive Line // Iowa // Williamsburg, Iowa

Ht./Wt.: 6-3/298

NFL Exp.: 4th (3rd Rams)

GP/GS, (Playoffs): 41/19, (4/3)

Birth Date: 6/16/1992

Acquired: W(IND)-2017

**TRANSACTIONS:** Claimed by the Rams off waivers (5/16/17)... waived by the Colts (5/15/17)... drafted by the Indianapolis Colts in the seventh round (No. 248 overall) in the 2016 NFL Draft.

**PRO:** Fourth-year pro, joined the Rams via waivers in 2017... appeared in 41 career regular season games with 19 starts and started three-of-four postseason contests.

**2019 SEASON:** Fourth-year professional started at right guard in the 2019 season opener...**at Carolina (9/8):** Started and played all 77 offensive snaps...helped pave the way for the Rams to amass 166 yards rushing and average 5.2 yards per rushing attempt.

**2018 SEASON:** Started all 16 games and was part of the offensive line that was named Ford Built Tough Offensive Line of the Year...helped pave the way for RB Todd Gurley II to lead the league in scoring with 21 total touchdowns...**vs. Chargers (9/23):** Started at right guard...provided time for QB Jared Goff to throw for 350-plus yards in consecutive games...**vs. Minnesota (9/27):** Started at right guard...provided time for QB Jared Goff to post a perfect QB rating and third-straight game with 350-plus yards while completing over 75 percent of his passes, the longest streak in league history...**at Seattle (10/7):** Started at right guard...led the way for QB Jared Goff to rush for two yards on a game-clinching fourth-and-one attempt...**at Denver (10/14):** Started at right guard...helped pave the way for RB Todd Gurley II to post a career-best 208 yards rushing (7.4 yards/rush) and two touchdowns...**at San Francisco (10/21):** Started at right guard...opened holes for RB Todd Gurley II to score three total touchdowns...**vs. Green Bay (10/28):** Started at right guard...paved the way for RB Todd Gurley II to amass 195 yards from scrimmage...played all 78 offensive snaps...**vs. Seattle (11/11):** Started at guard...paved the way for RB Todd Gurley II to amass 160 scrimmage yards...**vs. Kansas City (11/19):** Played all 80 offensive snaps...provided a pocket for QB Jared Goff to complete 31-of-49 passing attempts for 413 yards...**at Detroit (12/2):** Started at guard...paved the way for RB Todd Gurley II to rush for 132 yards and two touchdowns...played all 69 offensive snaps...**vs. Arizona (12/23):** Start at guard...played all 68 offensive snaps...paved the way for newly signed RB C.J. Anderson to rush for 167 yards and a touchdown...**vs. San Francisco (12/30):** Started at right guard...played all 73 offensive snaps...blocked for RB C.J. Anderson to record his second-consecutive 130-plus yard rushing game...**Divisional Round vs. Dallas (1/12/19):** Started at right guard...paved the way for two running backs to record 100-plus yards rushing...blocked for the Rams to amass 273 total rushing yards...**Championship Round at New Orleans (1/20/19):** Started at right guard...provided time for QB Jared Goff to throw for 297 yards...**Super Bowl LIII (2/3/19):** Started at right guard in Super Bowl debut...played all 65 offensive snaps.

**2017 SEASON:** Saw action in all 16 regular season games and made one start...**at San Francisco (9/21):** Entered the game at

center after John Sullivan sustained an injury...played 36 snaps at center and aided a line that helped produce 126 yards rushing on 32 carries (3.9 avg.)...**vs. Arizona (10/22):** Saw action at center and on special teams...entered game at center after John Sullivan sustained an injury...**vs. San Francisco (12/31):** Started at left guard...**Wild Card vs. Atlanta (1/6/18):** Saw action on special teams.

**2016 SEASON:** Competed in eight games and made one start at right guard...saw action in his first career NFL game as an eligible lineman and on special teams in a Week 3 win against San Diego (9/25)...first career start at right guard in a Week 4 contest against Jacksonville...participated on special teams Weeks 5-9 and Week 15.

**COLLEGE:** Saw action in 52 games with 51 starts as a four-year starter for Iowa...helped bolster a Hawkeye offensive line that allowed the team to start the 2015 campaign 12-0 and earn a spot in the Big Ten Championship and Rose Bowl games...started all 14 games in 2015 and named a team captain...an All-American third-team selection by Associated Press...in 2014, started all 13 games including six games at C, one at RG, and the final six at LG...started all 13 games at C in 2013 and helped the Hawkeyes to an 8-4 record and an Outback Bowl appearance as a redshirt sophomore...played in 10 games earning nine starts at right guard as a redshirt freshman in 2012...redshirted as a true freshman in 2011.

**PERSONAL:** Name pronounced "BLY-th"...attended Williamsburg (Iowa) High School where he was a senior captain, two-time first team all-state selection, three-time first team all-district and All-America honorable mention...a member of the high school wrestling team where he earned three consecutive state heavyweight wrestling titles and placed second as a freshman...holds the state record with 143 career pins...studied communications at Iowa.

#### Blythe's Career Games/Starts:

Year	Teams	GP/GS
2019	Los Angeles Rams	1/1
2018	Los Angeles Rams	16/16
	<i>Postseason</i>	3/3
2017	Los Angeles Rams	16/1
	<i>Postseason</i>	1/0
2016	Indianapolis Colts	8/1
<b>Totals</b>		<b>41/19</b>
	<i>Postseason</i>	<b>4/3</b>





# 5 BLAKE BORTLES

Quarterback // Central Florida // Oviedo, Fla.

Ht./Wt.: 6-5/236

NFL Exp.: 6th (1st Rams)

GP/GS, (Playoffs): 75/73, (3/3)

Birth Date: 4/28/1992

Acquired: FA-2019

**TRANSACTIONS:** Signed by Los Angeles (3/19/19)...released by the Jaguars (3/13/19)...originally drafted by Jacksonville in the first round (3rd overall) of the 2014 draft.

**PRO:** Ranks second in Jaguars history in career passing yards (17,646), pass attempts (2,632), pass completions (1,561) and passing touchdowns (103)...the first player in Jacksonville history to have multiple games with four-plus passing touchdowns (five games)...joins Russell Wilson, Cam Newton and Jeff Garcia as the only players in NFL history to throw for at least 15,000 yards and rush for at least 1,500 yards in their first five NFL seasons.

**2019 SEASON:** Sixth-year professional, joined the Rams in the 2019 offseason to back up QB Jared Goff...**at Carolina (9/8):** Did not play.

**2018 SEASON:** Selected as an offensive captain by his teammates for the 2018 season...played in 13 games with 12 starts...completed 243-of-403 passes (60.8 percent) for 2,718 yards, 13 touchdowns and 11 interceptions for a 79.8 QB rating...rushed for 365 yards on 58 carries (6.3 yards/rush)...**at New York Giants (9/9):** Completed 18-of-31 passes for 176 yards, one touchdown, one interception and rushed four times for 42 yards, including a career-long rush of 41 yards...**vs. New England Patriots (9/16):** Completed 29-of-45 passes (64.4 percent) for 376 yards, four touchdowns and one interception...his 376 passing yards were the third-most in a game in his career and the most ever in a Jaguars victory...**vs. Tennessee (9/23):** Completed 21-of-34 passes (61.8 percent) for 155 yards...rushed for 27 yards on five carries...**vs. New York Jets (9/30):** Passed David Garrard (16,003) and moved into second on the team's all-time passing yardage list, and also passed Garrard (1,406) and moved into second on the team's all-time pass completions list...completed 29-of-38 passes (76.3 percent) for a then career-high 388 yards, two touchdowns and one interception for a passer rating of 114.8...rushed three times for 28 yards...**at Kansas City (10/7):** Completed 33-of-61 passes for a career-high 430 yards, one touchdown and four interceptions...rushed four times for 34 yards, including a 21-yard touchdown run...his 430 yards passing are the second-most passing yards in Jaguars history...**at Dallas (10/14):** Completed 15-of-26 passes for 149 yards, one touchdown and one interception...rushed four times for 22 yards...**at Indianapolis (11/11):** Completed 26-of-38 passes (68.4 percent) for 320 yards and two touchdowns...his 20th career 300-yard passing game, which ties Peyton Manning for sixth-most in NFL history through a player's first five seasons.

**2017 SEASON:** Started all 15 games...completed 315-of-523 passes (60.2 percent) for 3,687 yards, 21 touchdowns and 13 interceptions for a 84.7 QB rating...marked his third-consecutive season with more than 3,500 passing yards and 20 touchdowns...finished the postseason completing 49-of-85 passes for 549 yards, 3 touchdowns and no interceptions for a franchise-best 91.0 passer rating in the postseason...**vs. Tennessee (9/17):** Completed 20-of-34 passes (58.8 percent) for 223 yards, one touchdown and two interceptions...added four rushes for 29 yards...**vs. Baltimore (9/24):** Completed 20-of-31 passes for 244 yards, four touchdowns...rushed for 18 yards on three carries...**vs. Los Angeles (10/15):** Completed 23-of-35 passes for 241 yards, one touchdown and one interception...**at Indianapolis**

**(10/22):** Completed 18-of-26 passes (69.2 percent) for 330 yards and one touchdown...threw for a career-high 282 yards in the first half...finished game with 124.7 QB rating...**vs. Los Angeles Chargers (11/12):** Completed 29-of-51 passes for 273 yards, one touchdown, two interceptions...rushed for 34 yards on five carries...led an 11-play, 84 yard drive (all passes) that concluded with a WR Marqise Lee TD to tie the game in the third quarter...**vs. Houston (12/17):** Completed 21-of-29 passes (72.4 percent) for 326 yards, three touchdowns and a career-high 143.8 QB rating...**at San Francisco (12/24):** Completed 30-of-52 passes (64.0 percent) for a then career-high 382 yards, two touchdowns and three interceptions...rushed for 31 yards on five attempts...**AFC Championship at New England (1/21/18):** Completed 23-of-36 passes (63.9 percent) for a single-game postseason Jaguars record 293 yards...added one touchdown for a QB rating of 98.5.

**2016 SEASON:** Started all 16 games...completed 368-of-625 passes, both being single-season Jaguars records, for 3,905 yards, 23 touchdowns and 16 interceptions with a 78.8 passer rating...marked his second-consecutive season with more than 3,500 passing yards and 20 touchdowns, the first player in Jacksonville history to achieve this feat...threw his 1,000th career completion against Indianapolis in Week 17 to become the sixth-fastest player in NFL history...was one-of-two players (Atlanta's Matt Ryan) in the league responsible for a touchdown (passing/ rushing/ receiving) in every game of 2016...**vs. Green Bay (9/11):** Completed 24-of-39 passes (61.5 percent) for 320 yards, one touchdown and one interception for an 85.4 passer rating...his 187 first-half passing yards were most for his career...the 320 yards are the most by a Jaguars quarterback on kickoff weekend in franchise history...**vs. Baltimore (9/25):** Completed 24-of-38 passes (63.2 percent) for 194 yards, two touchdowns and three interceptions for a 60.6 passer rating...eclipsed 50-career passing touchdowns in his 33rd career game, becoming the fastest Jaguars quarterback to 50 career passing touchdowns, surpassing the previous mark set by Mark Brunell (41 games)...**at Chicago (10/16):** Completed 20-of-33 passes (60.6 percent) for 271 yards, one touchdown and one interception for an 84.3 passer rating...trailing 16-10 with 3:18 remaining in the fourth quarter, Bortles engineered a four-play, 78-yard drive that culminated in a 51-yard touchdown pass to WR Arrelious Benn with 2:58 remaining...the victory marked Bortles' fifth come-from-behind fourth-quarter victory...**vs. Tennessee (12/24):** Completed 26-of-38 passes for 325 yards and one touchdown...his 103.5 passer rating was a season-high and his best mark since he posted a 124.5 passer rating at New Orleans on Dec. 27, 2015...also had a receiving touchdown on a throw-back pass from WR Marqise Lee, becoming the first player in NFL history to record 300-plus passing yards and at least one receiving touchdown...**at Indianapolis (1/1/17):** Completed 25-of-39 passes for 301 yards, one touchdown and posted a 96.2 passer rating...threw for 300-plus yards in back-to-back games for the second time during the 2016 season and the fourth time in his career.

**2015 SEASON:** Completed 355-of-606 passes (58.6 percent) for 4,428, 35 touchdowns and 18 interceptions for an 88.2 passer rating...set single-season franchise records for yards, completions, attempts and touchdowns...threw a touchdown in 15-straight games from 9/13/15 to 12/27/15, the longest streak in Jaguars

history...threw for the NFL's second-most passing touchdowns (35) in 2015, behind only New England's Tom Brady...joins Dan Marino (1984) as the only first or second-year quarterbacks in NFL history to throw for 4,400-plus yards and 35-plus touchdowns in a single season...became the youngest QB in NFL history to throw for 4,000-plus yards and 35-plus touchdowns and rush for 300-plus yards in a season...the only other players in NFL history to achieve the feat are Daunte Culpepper (2004) and Steve Young (1998)...finished the season with 72 completions of 20-plus yards, the most in the NFL and the most in a season in Jaguars history (the previous record for completions of 20-plus yards by a Jaguars quarterback was 44, set by Mark Brunell in 1997 and 2001 and David Garrard in 2004)...threw for 300-plus yards on six occasions in 2015, tied for the most 300-yard passing games by a Jaguars QB in a single season...youngest quarterback in NFL history to throw for at least 25 touchdowns and rush for at least one touchdown in a single season...**vs. Carolina (9/13):** Became the second quarterback in franchise history to start on opening day before turning 24 years old...completed 22-of-40 for 183 yards and one touchdown, while also rushing four times for 26 yards (6.5 yards/rush)...surpassed 3,000 career passing yards on a six-yard touchdown completion to Rashad Greene in the second quarter...his 22 completions are tied for the seventh-most in a season opener in Jacksonville history...**at Indianapolis (10/4):** Completed 28-of-50 passes (56.0 percent) for 298 yards and one touchdown for an 80.2 passer rating...the 50 pass attempts by Bortles were the most of his career and the fifth-most in Jaguars history...joins Byron Leftwich (54), Mark Brunell (52, 50) and Chad Henne (51, 51) as the only players in Jaguars history to register 50-plus pass attempts in a single game...**at New York Jets (11/8):** Completed 24-of-40 passes for a career-high 381 yards, two touchdowns and two interceptions...381 passing yards were fourth-most in Jaguars history...joins Mark Brunell as the only quarterbacks in franchise history to throw for 375-plus yards in a single game...has thrown for two-plus touchdowns in four consecutive games, tying the franchise record for most consecutive games with two-plus passing TDs (Chad Henne in 2013 and David Garrard in 2007)...**at Tennessee (12/6):** Completed 24-of-36 passes for 322 yards and a career-high five touchdowns...became the youngest player in NFL history to throw for 320-plus yards, five-plus touchdowns and no interceptions in a single game...his five touchdowns is the most by a Jaguars quarterback in a single game...joins Dan Marino (22, 1984) and Matthew Stafford (23, 2011) as the only QBs age 23-or-younger in NFL history to throw for 27 or more touchdowns through the first 12 games of the season...tallied a career-high 134.5 passer rating...**at New Orleans (12/27):** Completed 27-of-35 passes (77.1 percent) for 368 yards, four touchdowns and two interceptions for a passer rating of 124.5, his third highest of the season...Bortles' 77.1 completion percentage was the second-highest in his NFL career...in the second half, completed 18-of-21 passes (85.7 percent) for 288 yards, three touchdowns and no interceptions for a perfect 158.3 passer rating.

**2014 SEASON:** Set franchise single-season records for a rookie with 2,908 passing yards and 280 completions while throwing for

11 touchdowns...led all NFL quarterbacks with a 7.48 average per rush, rushing 56 times for 419 yards...marked the highest single-season rushing average by a quarterback in team history and his 419 rushing yards were second-most in team history (480, Mark Brunell, 1995)...finished with 37 completions of 20-plus yards...became 16th quarterback in Jaguars history to start a game and was one of seven rookie quarterbacks to make their NFL debut in 2014...took over as the team's starting QB in Week 4 and started the final 13 games...was 280-of-475 passing for 2,908 yards with 11 touchdowns and 17 interceptions for a 69.5 rating...had 21 completions of 25-plus yards...rushed for 419 yards on 56 carries (7.48 yards/rush), the highest average by a NFL QB and second-most rushing yards by a Jaguars quarterback in a season...**vs. Indianapolis (9/21):** Made his NFL debut after he was inserted into the lineup to start the second half and finished 14-of-24 passing for 223 yards with two touchdowns and two interceptions for an 82.5 passer rating...had four completions of 20-plus yards including a 63-yard touchdown pass to Allen Hurns...also had 30 rushing yards including a 20-yard rush...engineered the offense to 289 yards in the second half after the club managed only 55 yards in the first half...**at San Diego (9/28):** Made first career start and totaled 29 of 37 passing for 254 yards with one touchdown and two interceptions for an 81.7 passer rating...completed 78.4 percent of his passes, the highest in NFL history for a rookie quarterback in his first career start with a minimum 30 attempts...posted five carries for 24 yards...his 29 completions set single-game Jacksonville record by a rookie and his completions, attempts and yards were most by a Jaguars rookie quarterback in first career start...**at Tennessee (10/12):** Threw for 336 yards and one touchdown on 32-of-46 passing (69.6 percent), tying Byron Leftwich (10/5/03 vs. San Diego) for most passing yards by a rookie in team history...the 46 attempts and 32 completions were the most in Jaguars history by a rookie...had a 59-yard completion to TE Clay Harbor and hooked up with Harbor for a 20-yard touchdown pass in the fourth quarter...led team in rushing with five carries for 38 yards.

**COLLEGE:** Played in 37 games with 30 starts...declared for the NFL Draft following his junior season...compiled a 22-5 record as a starter...career totals included 585-of-891 passing for 7,598 yards with 56 touchdowns and 19 interceptions...ranked fourth in school history for passing yards and touchdowns...as a junior, finished 259-of-382 passing (67.8 percent) for 3,581 yards with 25 touchdowns and nine interceptions...led UCF to a 12-1 mark and a Fiesta Bowl win...named MVP of the Fiesta Bowl with a win over Baylor, throwing for 301 yards and three touchdowns...majored in interpersonal/organizational communication and minored in sports and fitness.

**PERSONAL:** Attended Oviedo High School where he finished his career by setting Seminole County records with 5,576 yards and 53 touchdowns...earned MVP award at the Central Florida All-Star game following senior year...also lettered in baseball...his brother, Colby, was drafted by the Detroit Tigers in the 22nd round of the 2017 MLB Draft...the son of Suzy and Rob Bortles.

# BLAKE BORTLES NFL STATISTICS



## REGULAR SEASON

### Passing

Year	Team	G/S	Att.	Comp.	Pct.	Yards	Yds/Att.	TD	Int.	Long	Sack-Yards	Rating
2014	Jacksonville Jaguars	14/13	475	280	58.9	2,908	6.1	11	17	63t	55-345	69.5
2015	Jacksonville Jaguars	16/16	606	355	58.6	4,428	7.3	35	18	90t	51-320	88.2
2016	Jacksonville Jaguars	16/16	625	368	58.9	3,905	6.2	23	16	51t	34-197	78.8
2017	Jacksonville Jaguars	16/16	523	315	60.2	3,687	7.0	21	13	75t	24-123	84.7
2018	Jacksonville Jaguars	13/12	403	243	60.3	2,718	6.7	13	11	80t	31-173	79.8
2019	Los Angeles Rams	0/0	-	-	-	-	-	-	-	-	-	-
<b>Totals</b>		<b>75/73</b>	<b>2,632</b>	<b>1,561</b>	<b>59.3</b>	<b>17,646</b>	<b>6.7</b>	<b>103</b>	<b>75</b>	<b>90t</b>	<b>195-1,158</b>	<b>80.6</b>

### Rushing

Year	Team	Att.	Yards	Avg.	Long	TD
2014	Jacksonville Jaguars	56	419	7.5	34	0
2015	Jacksonville Jaguars	52	310	6.0	28	2
2016	Jacksonville Jaguars	58	359	6.2	27	3
2017	Jacksonville Jaguars	57	322	5.6	28	2
2018	Jacksonville Jaguars	58	365	6.3	41	1
2019	Los Angeles Rams	-	-	-	-	-
<b>Totals</b>		<b>281</b>	<b>1,775</b>	<b>6.3</b>	<b>41</b>	<b>8</b>

## POSTSEASON

### Passing

Year	Team	G/S	Att.	Comp.	Pct.	Yards	Yds/Att.	TD	Int.	Long	Sack-Yards	Rating
2017	Jacksonville Jaguars	3/3	85	49	57.6	594	7.0	3	0	45	5-32	91.0
<b>Totals</b>		<b>3/3</b>	<b>85</b>	<b>49</b>	<b>57.6</b>	<b>594</b>	<b>7.0</b>	<b>3</b>	<b>0</b>	<b>45</b>	<b>5-32</b>	<b>91.0</b>

### Rushing

Year	Team	Att.	Yards	Avg.	Long	TD
2017	Jacksonville Jaguars	17	121	7.1	20	0
<b>Totals</b>		<b>17</b>	<b>121</b>	<b>7.1</b>	<b>20</b>	<b>0</b>

# BLAKE BORTLES GAME-BY-GAME



## 2019 Los Angeles Rams

Game	W/L	P/S	Att.	Comp.	Pct.	Yards	Yards/Att.	TD	Int.	Long	Sack-Yards	Rtg.
at Car 9/8	W	0/0	-	-	-	-	-	-	-	-	-	-
NO 9/15	-	-	-	-	-	-	-	-	-	-	-	-
At Cle 9/22	-	-	-	-	-	-	-	-	-	-	-	-
TB 9/29	-	-	-	-	-	-	-	-	-	-	-	-
at Sea 10/3	-	-	-	-	-	-	-	-	-	-	-	-
SF 10/13	-	-	-	-	-	-	-	-	-	-	-	-
at Atl 10/20	-	-	-	-	-	-	-	-	-	-	-	-
Cin 10/27	-	-	-	-	-	-	-	-	-	-	-	-
at Pit 11/10	-	-	-	-	-	-	-	-	-	-	-	-
Chi 11/17	-	-	-	-	-	-	-	-	-	-	-	-
Bal 11/25	-	-	-	-	-	-	-	-	-	-	-	-
at Ari 12/1	-	-	-	-	-	-	-	-	-	-	-	-
Sea 12/8	-	-	-	-	-	-	-	-	-	-	-	-
at Dal 12/15	-	-	-	-	-	-	-	-	-	-	-	-
at SF TBD	-	-	-	-	-	-	-	-	-	-	-	-
Ari 12/29	-	-	-	-	-	-	-	-	-	-	-	-
<b>Totals</b>	<b>1-0</b>	<b>0/0</b>	<b>-</b>	<b>-</b>	<b>-</b>	<b>-</b>	<b>-</b>	<b>-</b>	<b>-</b>	<b>-</b>	<b>-</b>	<b>-</b>

## 2018 Jacksonville Jaguars

Game	W/L	P/S	Att.	Comp.	Pct.	Yards	Yards/Att.	TD	Int.	Long	Sack-Yards	Rtg.
at NYG 9/9	W	1/1	33	18	54.5	176	5.3	1	1	31	1-8	67.2
NE 9/16	W	1/1	45	29	64.4	376	8.4	4	1	61t	0-0	111.0
Ten 9/23	L	1/1	34	21	61.8	155	4.6	0	0	19	3-10	72.5
NYJ 9/30	W	1/1	38	29	76.3	388	10.2	2	1	67t	2-11	114.8
at KC 10/7	L	1/1	61	33	54.1	430	7.0	1	4	38	5-29	54.7
at Dal 10/14	L	1/1	26	15	57.7	149	5.7	1	1	34t	3-10	70.8
Hou 10/21	L	1/1	12	6	50.0	61	5.1	0	0	24	0-0	64.9
Phi 10/28	L	1/1	41	24	58.5	286	7.0	1	0	37	4-21	88.1
at Ind 11/11	L	1/1	38	26	68.4	320	8.9	2	0	80t	0-0	111.7
Pit 11/18	L	1/1	18	10	55.6	104	5.8	0	0	26	6-40	72.5
at Buf 11/25	L	1/1	23	12	52.1	127	5.5	1	2	29	3-20	46.8
Ind 12/2	W	0/0	-	-	-	-	-	-	-	-	-	-
at Ten 12/6	L	0/0	-	-	-	-	-	-	-	-	-	-
Was 12/16	L	0/0	-	-	-	-	-	-	-	-	-	-
at Mia 12/23	W	1/0	6	5	83.3	39	6.5	0	0	19	1-6	93.8
at Hou 12/30	L	1/1	28	15	53.6	107	3.8	0	1	22	3-18	47.8
<b>Totals</b>	<b>5-11</b>	<b>13/12</b>	<b>403</b>	<b>243</b>	<b>60.3</b>	<b>2,718</b>	<b>6.7</b>	<b>13</b>	<b>11</b>	<b>80t</b>	<b>31-173</b>	<b>79.8</b>

# BLAKE BORTLES GAME-BY-GAME



## 2017 Jacksonville Jaguars

Game	W/L	P/S	Att.	Comp.	Pct.	Yards/			Int.	Long	Sack-		Rtg.	
						Yards	Att.	TD			Yards	Yards		
at Hou 9/10	W	1/1	21	11	52.4	125	6.0	1	0	20	0-0	86.4		
Ten 9/17	L	1/1	34	20	58.8	223	6.6	1	2	29	2-12	63.7		
Bal 9/24	W	1/1	31	20	64.5	244	7.9	4	0	35	0-0	128.2		
at NYJ 10/1	L	1/1	35	15	42.9	140	4.0	1	1	28	1-4	52.1		
at Pit 10/8	W	1/1	14	8	57.1	95	6.8	0	1	31	2-13	48.0		
LA 10/15	L	1/1	35	23	65.7	241	6.9	1	1	22t	5-21	83.2		
at Ind 10/22	W	1/1	26	18	69.2	330	12.7	1	0	52	1-0	124.7		
Cin 11/5	W	1/1	38	24	63.1	259	6.6	1	0	37	0-0	91.9		
LAC 11/12	W	1/1	51	28	54.9	278	5.4	1	2	36	3-10	60.3		
at Cle 11/19	W	1/1	30	17	56.7	154	5.1	1	0	28	2-9	81.8		
at Ari 11/26	L	1/1	33	19	57.6	160	4.8	0	1	24	3-32	57.6		
Ind 12/3	W	1/1	35	26	74.3	309	9.4	2	0	32	1-8	119.8		
Sea 12/10	W	1/1	27	18	66.7	268	9.9	2	0	75t	0-0	123.7		
vs. Hou 12/17	W	1/1	29	21	72.4	326	11.2	3	0	73	1-0	143.8		
at SF 12/24	L	1/1	50	32	64.0	382	7.6	2	3	32	1-2	75.6		
at Ten 12/31	L	1/1	34	15	44.1	158	4.6	0	2	23	2-12	33.7		
<b>Totals</b>			<b>10-6</b>	<b>16/16</b>	<b>523</b>	<b>315</b>	<b>60.2</b>	<b>3,687</b>	<b>7.0</b>	<b>21</b>	<b>13</b>	<b>75t</b>	<b>24-123</b>	<b>84.7</b>

## 2017 Postseason

Game	W/L	P/S	Att.	Comp.	Pct.	Yards/			Int.	Long	Sack-		Rtg.
						Yards	Att.	TD			Yards	Yards	
Buf 1/7/18 *	W	1/1	23	12	52.2	87	3.8	1	0	20	2-12	75.8	
at Pit 1/14/18 ^	W	1/1	26	14	53.8	214	8.2	1	0	45	0-0	94.1	
at NE 1/21/18 !	L	1/1	36	23	63.9	293	8.1	1	0	29	3-20	98.5	
<b>Totals</b>	<b>2-1</b>	<b>3/3</b>	<b>85</b>	<b>49</b>	<b>57.6</b>	<b>594</b>	<b>7.0</b>	<b>3</b>	<b>0</b>	<b>45</b>	<b>5-32</b>	<b>91.0</b>	

\* Denotes AFC Wild Card Game, ^ Denotes AFC Divisional Round Game, ! Denotes AFC Championship

## 2015 Jacksonville Jaguars

Game	W/L	P/S	Att.	Comp.	Pct.	Yards/			Int.	Long	Sack-		Rtg.
						Yards	Att.	TD			Yards	Yards	
Car 9/13	L	1/1	40	22	55.0	183	4.6	1	2	27	5-14	54.5	
Mia 9/20	W	1/1	33	18	54.5	273	8.3	2	0	52	0-0	102.2	
at NE 9/27	L	1/1	33	17	51.5	242	7.3	2	1	59t	2-6	83.1	
at Ind 10/4	L	1/1	50	28	56.0	298	6.0	1	0	48	1-9	80.2	
at TB 10/11	L	1/1	33	23	69.7	303	9.2	4	1	59	6-33	125.4	
Hou 10/18	L	1/1	53	30	56.6	331	6.2	3	3	29t	3-20	70.6	
Buf 10/25	W	1/1	29	13	44.8	182	6.3	2	1	31t	2-7	74.2	
at NYJ 11/8	L	1/1	40	24	60.0	381	9.5	2	2	44	6-43	87.6	
at Bal 11/15	W	1/1	45	22	48.9	188	4.2	2	1	21	3-20	65.8	
Ten 11/19	W	1/1	30	21	70.0	242	8.1	1	1	38	4-24	91.2	
S.D. 11/29	L	1/1	49	30	61.2	329	6.7	2	1	34	2-11	86.2	
at Ten 12/6	L	1/1	36	24	66.7	322	8.9	5	0	67	2-20	134.5	
Ind 12/13	W	1/1	30	16	53.3	250	8.3	3	0	80t	3-24	114.6	
Atl 12/20	L	1/1	38	23	60.5	297	7.8	1	1	30	2-12	82.9	
at NO 12/27	L	1/1	35	27	77.1	368	10.5	4	2	90t	2-21	124.5	
at Hou 1/3/16	L	1/1	32	17	53.1	239	7.5	0	2	45	8-56	51.4	
<b>Totals</b>	<b>5-11</b>	<b>16/16</b>	<b>606</b>	<b>355</b>	<b>58.6</b>	<b>4,428</b>	<b>7.3</b>	<b>35</b>	<b>18</b>	<b>90</b>	<b>51-320</b>	<b>88.2</b>	

## 2016 Jacksonville Jaguars

Game	W/L	P/S	Att.	Comp.	Pct.	Yards/			Int.	Long	Sack-		Rtg.
						Yards	Att.	TD			Yards	Yards	
GB 9/11	L	1/1	39	24	61.5	320	8.2	1	1	38	3-20	85.4	
at S.D. 9/18	L	1/1	50	31	62.0	329	6.6	2	2	35	2-10	77.8	
Bal 9/25	L	1/1	38	24	63.2	194	5.1	2	3	20	4-26	60.6	
Ind 10/2	W	1/1	33	19	57.6	207	6.3	2	0	42t	3-12	96.4	
at Chi 10/16	W	1/1	33	20	60.6	271	8.2	1	1	51t	2-8	84.3	
Oak 10/23	L	1/1	43	23	53.5	246	5.7	1	2	39	1-7	58.9	
at Ten 10/27	L	1/1	54	33	61.1	337	6.2	3	0	31	2-15	97.5	
at K.C. 11/6	L	1/1	41	22	53.7	252	6.1	2	1	51	2-8	78.5	
Hou 11/13	L	1/1	49	32	65.3	265	5.4	2	1	19	2-18	84.1	
at Det 11/20	L	1/1	35	22	62.9	202	5.8	2	2	29	0-0	73.8	
at Buf 11/27	L	1/1	26	13	50.0	126	4.9	2	0	24	2-8	89.6	
Den 12/4	L	1/1	42	19	45.2	181	4.3	0	2	21	1-2	37.9	
Min 12/11	L	1/1	37	23	62.2	257	6.9	1	0	39	4-27	91.8	
at Hou 12/18	L	1/1	28	12	42.9	92	3.3	0	1	15	2-9	36.6	
Ten 12/24	W	1/1	38	26	68.4	325	8.6	1	0	37	2-14	103.5	
at Ind 1/1/17	L	1/1	39	25	64.1	301	7.7	1	0	42	2-13	96.2	
<b>Totals</b>	<b>3-13</b>	<b>16/16</b>	<b>625</b>	<b>368</b>	<b>58.9</b>	<b>3,905</b>	<b>6.2</b>	<b>23</b>	<b>16</b>	<b>51t</b>	<b>34-197</b>	<b>78.8</b>	

## 2014 Jacksonville Jaguars

Game	W/L	P/S	Att.	Comp.	Pct.	Yards/			Int.	Long	Sack-		Rtg.
						Yards	Att.	TD			Yards	Yards	
at Phi 9/7	L	0/0											
at Was 9/14	L	0/0											
Ind 9/21	L	1/0	24	14	58.3	223	9.3	2	2	63t	1-6	82.5	
at S.D. 9/28	L	1/1	37	29	78.4	254	6.9	1	2	44	3-19	81.8	
Pit 10/5	L	1/1	36	22	61.1	191	5.3	0	2	20	1-4	52.0	
at Ten 10/12	L	1/1	46	32	69.6	336	7.3	1	1	59	6-39	88.6	
Cle 10/19	W	1/1	31	17	54.8	159	5.1	1	3	31t	2-8	40.3	
Mia 10/26	L	1/1	34	18	52.9	221	6.5	1	2	48t	4-20	58.6	
at Cin 11/2	L	1/1	33	22	66.8	247	7.5	2	1	40t	2-14	96.4	
Dal 11/9	L	1/1	37	22	59.5	290	7.8	0	1	53	4-28	73.0	
at Ind 11/23	L	1/1	27	15	55.6	146	5.4	0	1	37	4-32	55.5	
NYG 11/30	W	1/1	35	21	60.0	194	5.5	1	0	30t	7-54	84.7	
Hou 12/7	L	1/1	39	20	51.3	205	5.3	1	1	35	4-17	64.6	
at Bal 12/14	L	1/1	37	21	56.8	210	5.7	1	1	30	8-63	61.8	
Ten 12/18	W	1/1	26	13	50.0	115	4.4	1	0	34	4-13	75.0	
at Hou 12/28	L	1/1	33	14	42.4	117	3.5	0	0	24	5-28	52.2	
<b>Totals</b>	<b>3-13</b>	<b>14/13</b>	<b>475</b>	<b>280</b>	<b>58.9</b>	<b>2,908</b>	<b>6.1</b>	<b>11</b>	<b>17</b>	<b>63t</b>	<b>55-345</b>	<b>69.5</b>	



# 90 MICHAEL BROCKERS

Defensive Line // LSU // Houston, Texas

Ht./Wt.: 6-5/305

NFL Exp.: 8th (8th Rams)

GP/GS, (Playoffs): 108/106, (4/4)

Birth Date: 12/21/1990

Acquired: D1-2012 (No. 14)

**TRANSACTIONS:** Selected by the Rams in the first round (14th overall) of the 2012 NFL Draft (4/26/12).

**PRO:** Eighth-year pro has played in 108 career regular season games with 106 starts...started all four playoff games in his career, including Super Bowl LIII...recorded 464 career tackles (255 solo), with 20.0 sacks...named to the Pro Football Writers of America/Pro Football Weekly All-Rookie team in 2012...voted a captain for the 2018 season by his teammates.

**2019 SEASON:** Totaled two tackles in his 2019 season debut...**at Carolina (9/8):** Started at defensive end and played 49 defensive snaps (73 percent)...collected two solo tackles on the day.

**2018 SEASON:** Started all 16 games at defensive line...played in his 100th-career game in Week 9 and started his 100th-career game in Week 11...finished third among Rams defensive linemen with 54 tackles...recorded 1.0 sack and four quarterback hits...**at Oakland (9/10):** Started and recorded five tackles (four solo), tallied the Rams first sack of the 2018 season...**vs. Chargers (9/23):** Started and recorded two tackles (one solo)...**vs. Minnesota (9/27):** Started and recorded three tackles (one solo)...**at Seattle (10/7):** Started and recorded four tackles (one solo)...**at Denver (10/14):** Started at defensive end...led all defensive linemen with five tackles (four solo)...**at San Francisco (10/21):** Started at defensive end...finished with five tackles (four solo)...added two tackles for loss and one QB hit...**vs. Green Bay (10/28):** Started at defensive end...tallied two solo tackles, including one tackle for loss...**at New Orleans (11/4):** Started at defensive end, his 100th-career game played...led all defensive linemen with five tackles (four solo)...**vs. Seattle (11/11):** Started at defensive end...recorded three solo tackles...**vs. Kansas City (11/19):** Started his 100th game...posted two tackles (one solo)...**at Detroit (12/2):** Started at defensive end...posted one solo tackle...added one QB hit...**at Chicago (12/9):** Started at defensive end...recorded six tackles (four solo)...**vs. Philadelphia (12/16):** Started at defensive end and played 48 defensive snaps...recorded five tackles (two solo)...**vs. Arizona (12/23):** Started at defensive end...recorded one solo tackle...**vs. San Francisco (12/30):** Started at defensive end...recorded four assisted tackles and one quarterback hit...**Divisional Round vs. Dallas (1/12/19):** Started at defensive end...posted two assisted tackles...**Championship Round at New Orleans (1/20/19):** Started at defensive end...recorded four tackles (two solo)...added one pass defensed, a tipped ball on the first play from scrimmage in the overtime period...**Super Bowl LIII (2/3/19):** Started at defensive end...recorded seven tackles, including five solo stops.

**2017 SEASON:** Started 15-of-16 regular season games, finished fifth on the team with 65 tackles...recorded 4.5 sacks, the second-most in a season in his career...**vs. Indianapolis (9/10):** Led the team in tackles with six (three solo), including one tackle for loss...also notched one hit on the quarterback...**at Dallas (10/1):** Recorded five tackles (three solo), including one for loss...tallied 1.0 sack, two quarterback hits and two passes defensed...**at Jacksonville (10/16):** Collected five tackles (four solo), including one for loss...added 1.0 sack and one hit of the quarterback...**vs. Houston (11/12):** Registered four tackles (two solo), including one for loss...tallied 1.0 sack, a pass defensed and a hit on the

quarterback...**at Arizona (12/3):** Made five tackles (three solo)...also blocked a field goal attempt...**vs. Philadelphia (12/10):** Started at defensive tackle...tallied three tackles (two solo), including one for a loss...notched 1.0 sack and one quarterback hit...**Wild Card vs. Atlanta (1/6/18):** Made first career postseason start at defensive tackle...registered one tackle and 0.5 sack.

**2016 SEASON:** Started all 14 games he played, finished third among Rams defensive linemen with 58 tackles...**at San Francisco (9/12):** Recorded seven total tackles (two solo)...**at New Orleans (11/27):** Led the defensive line with six tackles (four solo)...also added two quarterback hits.

**2015 SEASON:** Started 16 games at defensive tackle...tallied 74 tackles (44 solo), 3.0 sacks, 18 quarterback pressures and six quarterback hits on the season...**vs. Seattle (9/13):** Established a new career-high in tackles with 13, good for the team lead in tackles...**vs. Cleveland (10/25):** Recorded four tackles (three solo)...**vs. San Francisco (11/1):** Sacked 49ers QB Colin Kaepernick for a 3-yard loss, his second sack of the season...registered six tackles (four solo)...**vs. Detroit (12/13):** Sacked QB Matt Stafford for an eight-yard loss...marked his third sack of the season and 14.5 career...also credited with two assisted tackles, two quarterback pressures and one hit on the quarterback.

**2014 SEASON:** Started 16 games...finished the season with 73 tackles (31 solo), two sacks and 14 quarterback pressures...**at San Francisco (11/2):** Tallied five tackles (four solo) and 1.0 sack, his first of the season...**at San Diego (11/23):** Tallied five tackles (two solo) and 1.0 sack...**at Seattle (12/28):** Posted a season-high 10 tackles (three solo).

**2013 SEASON:** Started 16 games at defensive tackle...led all Rams defensive linemen with 75 tackles...finished with a career-high 5.5 sacks on the year...**vs. Jacksonville (10/6):** Sacked Jaguars QB Blaine Gabbert for a 4-yard loss...marked his first sack of the season...tallied four tackles (two solo)...also caused one fumble...**at Houston (10/13):** Recorded 2.0 sacks on Texans QB Matt Schaub...marked second-consecutive game with a sack, pushes his season total to 3.5 and career to 7.5...added seven solo tackles, including three for loss...**vs. Seattle (10/28):** Tallied six tackles (one solo)...part of a defensive line that helped limit the Seahawks to just 44 rushing yards...**vs. Chicago (11/24):** Recorded two tackles (one solo)...also forced one fumble and had two quarterback pressures...**at San Francisco (12/1):** Sacked 49ers QB Colin Kaepernick...added a second sack on Kaepernick to give him four career multiple sack games...added seven tackles (two solo)...**vs. New Orleans (12/15):** Batted down a Saints K Garrett Hartley 36-yard field goal attempt...recorded six tackles (four solo) and one hit on the quarterback...**at Seattle (12/29):** Posted a season-high 10 tackles (eight solo), including two for loss.

**2012 SEASON:** Named to Pro Football Weekly's All-Rookie Team...led all Rams defensive linemen in tackles (63) despite missing three games...also had 4.0 sacks and 13 quarterback pressures during rookie season...**vs. Seattle (9/30):** Saw his first NFL action, starting at defensive tackle...recorded two assisted tackles...**vs. Green Bay (10/21):** Started at defensive tackle...sacked Packers' QB Aaron Rodgers for a loss of four yards, his first career sack...notched a season-high seven tackles (four

solo)...**at San Francisco (11/11)**: Started at defensive tackle...split a sack on 49ers QB Alex Smith with DE Robert Quinn for a two-yard loss...notched a solo sack on Smith to give him 1.5 on the day and 2.5 on the season...also made five tackles (three solo), one quarterback pressure and one hit on the quarterback...**vs. San Francisco (12/2)**: Started at defensive tackle...notched a season-high among Rams defensive linemen in tackles with 11 (five solo), including one for loss...**at Buffalo (12/9)**: Started at right defensive tackle...split a sack on Buffalo QB Ryan Fitzpatrick on the first drive of the game...tallied a solo sack for a loss of six yards to push his season total to 4.0...forced a RB Fred Jackson fumble, which was recovered by LB James Laurinaitis and returned four yards...marks the first forced fumble of his career...also made six tackles (five solo), including one for loss...added two quarterback pressures and two quarterback hits...**at Tampa Bay (12/23)**: Started at defensive tackle...tallied five tackles (one solo)...tipped one pass that was intercepted by DE Eugene Sims.

**COLLEGE**: Earned *Associated Press* second-team All-Southeastern Conference honors...in two seasons at Louisiana State, Brockers appeared in 27 games, starting 15 contests at defensive tackle...credited with 79 tackles (34 solo), two sacks (16 yards), 11 tackles for loss (33 yards) and five quarterback pressures...caused two fumbles, blocked one kick, intercepted

one pass and deflected three others.

**PERSONAL**: Attended Chavez High School in Houston, Texas, playing football for Lobos head coach Mike Jackson...a dominating defensive end that was considered among the top prospects in the state of Texas for the Class of 2009...was rated the 10th defensive end in the country and 23rd prospect in the state of Texas by Rivals.com...Scout.com regarded him as the nation's 16th defensive end, with both recruiting services giving him a four-star rating...added Super Prep All-American honors while leading the Lobos to the first round of the Texas Class 5A state playoffs in 2008, as he also earned First-Team All-Region and All-State honors as a senior...had previously established himself as one of the state's up-and-coming defenders after finishing his junior season with 59 tackles and 10.0 sacks in 2007...blocked one punt and one field goal...general studies major...one-of-five children of Tiffany Brockers...born Michael Seth Brockers in Houston, Texas...participated in numerous community events, including the Make-A-Wish Celebrity Server dinner, Motion for Kids Holiday Party Chair, Defensive Line Paintball Tournament to benefit St. Patrick Center and the All-Community Team Ticket program - Brockers' Show Stoppers...married to Faith, they have two kids: Makaela and Makhi.

## MICHAEL BROCKERS NFL STATISTICS



### REGULAR SEASON

Year	Team	Tackles		Solo	Asst.	Sacks	Yards	Interceptions			TD	PD	Fumbles		Yards
		G/S	Total					Int.	Yards	Long			FF	FR	
2012	St. Louis Rams	13/12	63	31	32	4.0	18.5	0	0	0	0	2	1	0	0
2013	St. Louis Rams	16/16	75	40	35	5.5	24.0	0	0	0	0	0	2	0	0
2014	St. Louis Rams	16/16	73	31	42	2.0	8.0	0	0	0	0	0	0	1	0
2015	St. Louis Rams	16/16	74	44	30	3.0	14.0	0	0	0	0	0	0	0	0
2016	Los Angeles Rams	14/14	58	33	25	0.0	0.0	0	0	0	0	3	1	0	0
2017	Los Angeles Rams	16/15	65	41	24	4.5	18.0	0	0	0	0	4	0	0	0
2018	Los Angeles Rams	16/16	54	33	21	1.0	3.0	0	0	0	0	0	0	0	0
2019	Los Angeles Rams	1/1	2	2	0	0.0	0.0	0	0	0	0	0	0	0	0
<b>Totals</b>		<b>108/106</b>	<b>464</b>	<b>255</b>	<b>209</b>	<b>20.0</b>	<b>85.5</b>	<b>0</b>	<b>0</b>	<b>0</b>	<b>0</b>	<b>9</b>	<b>4</b>	<b>1</b>	<b>0</b>

### POSTSEASON

Year	Team	Tackles		Solo	Asst.	Sacks	Yards	Interceptions			TD	PD	Fumbles		Yards
		G/S	Total					Int.	Yards	Long			FF	FR	
2017	Los Angeles Rams	1/1	1	0	1	0.5	3.5	0	0	0	0	0	0	0	0
2018	Los Angeles Rams	3/3	13	7	6	0.0	0.0	0	0	0	0	1	0	0	0
<b>Totals</b>		<b>4/4</b>	<b>14</b>	<b>7</b>	<b>7</b>	<b>0.5</b>	<b>3.5</b>	<b>0</b>	<b>0</b>	<b>0</b>	<b>0</b>	<b>1</b>	<b>0</b>	<b>0</b>	<b>0</b>

**Additional Career Statistics**: Blocked a field goal attempt at AZ (12/3/17), blocked a field goal attempt vs. NO (12/15/13).

#### Regular Season Single Game Career Highs:

Total Tackles – 13, vs. Seattle (9/13/15)  
Solo Tackles – 9, at Washington (9/20/15)  
Sacks – 2.0, two times, last at San Francisco (12/1/13)

#### Postseason Single Game Career Highs:

Tackles – 7, vs. New England (2/3/19, Super Bowl LIII)  
Sacks – 0.5, vs. Atlanta (1/6/18, NFC Wild Card)

# MICHAEL BROCKERS GAME-BY-GAME



## 2019 Los Angeles Rams

Game	W/L	P/S	T	S	A	Sk	Yds	Int	Yds	Lg	TD	PD	FF	FR	Yds
at Car 9/8	W	1/1	2	2	0	0.0	0.0	0	0	0	0	0	0	0	0
NO 9/15															
at Cle 9/22															
TB 9/29															
at Sea 10/3															
SF 10/13															
at Atl 10/20															
Cin 10/27															
at Pit 11/10															
Chi 11/17															
Bal 11/25															
at Ari 12/1															
Sea 12/8															
at Dal 12/15															
at SF TBD															
Ari 12/29															
<b>Totals</b>	<b>1-0</b>	<b>1/1</b>	<b>2</b>	<b>2</b>	<b>0</b>	<b>0.0</b>	<b>0.0</b>	<b>0</b>	<b>0</b>	<b>0</b>	<b>0</b>	<b>0</b>	<b>0</b>	<b>0</b>	<b>0</b>

## 2017 Los Angeles Rams

Game	W/L	P/S	T	S	A	Sk	Yds	Int	Yds	Lg	TD	PD	FF	FR	Yds
Ind 9/10	W	1/1	6	3	3	0.0	0.0	0	0	0	0	0	0	0	0
Was 9/17	L	1/1	4	4	0	0.0	0.0	0	0	0	0	0	0	0	0
at SF 9/21	W	1/1	6	6	0	0.0	0.0	0	0	0	0	0	0	0	0
at Dal 10/1	W	1/1	5	3	2	1.0	1.0	0	0	0	0	2	0	0	0
Sea 10/8	L	1/1	4	2	2	0.0	0.0	0	0	0	0	0	0	0	0
at Jax 10/15	W	1/1	5	4	1	1.0	5.0	0	0	0	0	0	0	0	0
Ari 10/22	W	1/1	5	3	2	0.0	0.0	0	0	0	0	0	0	0	0
at NYG 11/5	W	1/1	5	4	1	0.0	0.0	0	0	0	0	0	0	0	0
Hou 11/12	W	1/1	4	2	2	1.0	3.0	0	0	0	0	1	0	0	0
at Min 11/19	L	1/1	4	2	2	0.0	0.0	0	0	0	0	0	0	0	0
NO 11/26	W	1/1	4	2	2	0.0	0.0	0	0	0	0	0	0	0	0
at Ari 12/3	W	1/1	5	3	2	0.0	0.0	0	0	0	0	0	0	0	0
Phi 12/10	L	1/1	3	2	1	1.0	7.0	0	0	0	0	0	0	0	0
at Sea 12/17	W	1/1	1	0	1	0.5	2.0	0	0	0	0	0	0	0	0
at Ten 12/24	W	1/1	4	1	3	0.0	0.0	0	0	0	0	1	0	0	0
SF 12/31	L	1/0	0	0	0	0.0	0.0	0	0	0	0	0	0	0	0
<b>Totals</b>	<b>11-5</b>	<b>16/15</b>	<b>65</b>	<b>41</b>	<b>24</b>	<b>4.5</b>	<b>18.0</b>	<b>0</b>	<b>0</b>	<b>0</b>	<b>0</b>	<b>4</b>	<b>0</b>	<b>0</b>	<b>0</b>

## 2017 Postseason

Atl 1/6/18*	L	1/1	1	0	1	0.5	3.5	0	0	0	0	0	0	0	0
<b>Totals</b>	<b>0-1</b>	<b>1/1</b>	<b>1</b>	<b>0</b>	<b>1</b>	<b>0.5</b>	<b>3.5</b>	<b>0</b>	<b>0</b>	<b>0</b>	<b>0</b>	<b>0</b>	<b>0</b>	<b>0</b>	<b>0</b>

\* Denotes NFC Wild Card Playoff Game

## 2015 St. Louis Rams

Game	W/L	P/S	T	S	A	Sk	Yds	Int	Yds	Lg	TD	PD	FF	FR	Yds
Sea 9/13	W	1/1	13	6	7	0.0	0.0	0	0	0	0	0	0	0	0
at Was 9/20	L	1/1	9	6	3	0.0	0.0	0	0	0	0	0	0	0	0
Pit 9/27	L	1/1	5	4	1	0.0	0.0	0	0	0	0	0	0	0	0
at Ari 10/4	W	1/1	2	0	2	0.0	0.0	0	0	0	0	0	0	0	0
at GB 10/11	L	1/1	5	3	2	1.0	3.0	0	0	0	0	0	0	0	0
Cle 10/25	W	1/1	4	3	1	0.0	0.0	0	0	0	0	0	0	0	0
SF 11/1	W	1/1	6	4	2	1.0	3.0	0	0	0	0	0	0	0	0
at Min 11/8	L	1/1	4	4	0	0.0	0.0	0	0	0	0	0	0	0	0
Chi 11/15	L	1/1	4	3	1	0.0	0.0	0	0	0	0	0	0	0	0
at Bal 11/22	L	1/1	7	4	3	0.0	0.0	0	0	0	0	0	0	0	0
at Cin 11/29	L	1/1	3	3	0	0.0	0.0	0	0	0	0	0	0	0	0
Ari 12/6	L	1/1	3	0	3	0.0	0.0	0	0	0	0	0	0	0	0
Det 12/13	W	1/1	2	0	2	1.0	8.0	0	0	0	0	0	0	0	0
TB 12/17	W	1/1	3	2	1	0.0	0.0	0	0	0	0	0	0	0	0
at Sea 12/27	W	1/1	3	1	2	0.0	0.0	0	0	0	0	0	0	0	0
at SF 1/3/16	L	1/1	1	1	0	0.0	0.0	0	0	0	0	0	0	0	0
<b>Totals</b>	<b>7-9</b>	<b>16/16</b>	<b>74</b>	<b>44</b>	<b>30</b>	<b>3.0</b>	<b>14.0</b>	<b>0</b>	<b>0</b>	<b>0</b>	<b>0</b>	<b>0</b>	<b>0</b>	<b>0</b>	<b>0</b>

## 2013 St. Louis Rams

Game	W/L	P/S	T	S	A	Sk	Yds	Int	Yds	Lg	TD	PD	FF	FR	Yds
Ari 9/8	W	1/1	4	3	1	0.0	0.0	0	0	0	0	0	0	0	0
at Atl 9/15	L	1/1	1	1	0	0.0	0.0	0	0	0	0	0	0	0	0
at Dal 9/22	L	1/1	5	2	3	0.0	0.0	0	0	0	0	0	0	0	0
SF 9/26	L	1/1	3	2	1	0.5	4.0	0	0	0	0	0	0	0	0
Jax 10/6	W	1/1	4	2	2	1.0	3.0	0	0	0	0	1	0	0	0
at Hou 10/13	W	1/1	7	7	0	2.0	4.0	0	0	0	0	0	0	0	0
at Car 10/20	L	1/1	2	0	2	0.0	0.0	0	0	0	0	0	0	0	0
Sea 10/28	L	1/1	6	1	5	0.0	0.0	0	0	0	0	0	0	0	0
Ten 11/3	L	1/1	5	4	1	0.0	0.0	0	0	0	0	0	0	0	0
at Ind 11/10	W	1/1	4	1	3	0.0	0.0	0	0	0	0	0	0	0	0
Chi 11/24	W	1/1	2	1	1	0.0	0.0	0	0	0	0	0	1	0	0
at SF 12/1	L	1/1	7	2	5	2.0	13.0	0	0	0	0	0	0	0	0
at Ari 12/8	L	1/1	6	2	4	0.0	0.0	0	0	0	0	0	0	0	0
NO 12/15	W	1/1	6	4	2	0.0	0.0	0	0	0	0	0	0	0	0
TB 12/22	W	1/1	3	0	3	0.0	0.0	0	0	0	0	0	0	0	0
at Sea 12/29	L	1/0	10	8	2	0.0	0.0	0	0	0	0	0	0	0	0
<b>Totals</b>	<b>7-9</b>	<b>16/16</b>	<b>75</b>	<b>40</b>	<b>35</b>	<b>5.5</b>	<b>24.0</b>	<b>0</b>	<b>0</b>	<b>0</b>	<b>0</b>	<b>2</b>	<b>0</b>	<b>0</b>	<b>0</b>

## 2018 Los Angeles Rams

Game	W/L	P/S	T	S	A	Sk	Yds	Int	Yds	Lg	TD	PD	FF	FR	Yds
at Oak 9/10	W	1/1	5	4	1	1.0	3.0	0	0	0	0	0	0	0	0
Ari 9/16	W	1/1	2	0	2	0.0	0.0	0	0	0	0	0	0	0	0
LAC 9/23	W	1/1	1	1	0	0.0	0.0	0	0	0	0	0	0	0	0
Min 9/27	W	1/1	3	1	2	0.0	0.0	0	0	0	0	0	0	0	0
at Sea 10/7	W	1/1	4	1	3	0.0	0.0	0	0	0	0	0	0	0	0
at Den 10/14	W	1/1	5	4	1	0.0	0.0	0	0	0	0	0	0	0	0
at SF 10/21	W	1/1	5	4	1	0.0	0.0	0	0	0	0	0	0	0	0
GB 10/28	W	1/1	2	2	0	0.0	0.0	0	0	0	0	0	0	0	0
at NO 11/4	L	1/1	5	4	1	0.0	0.0	0	0	0	0	0	0	0	0
Sea 11/11	W	1/1	3	3	0	0.0	0.0	0	0	0	0	0	0	0	0
KC 11/19	W	1/1	2	1	1	0.0	0.0	0	0	0	0	0	0	0	0
at Det 12/2	W	1/1	1	1	0	0.0	0.0	0	0	0	0	0	0	0	0
at Chi 12/9	L	1/1	6	4	2	0.0	0.0	0	0	0	0	0	0	0	0
Phi 12/16	L	1/1	5	2	3	0.0	0.0	0	0	0	0	0	0	0	0
at Ari 12/23	W	1/1	1	1	0	0.0	0.0	0	0	0	0	0	0	0	0
SF 12/30	W	1/1	4	0	4	0.0	0.0	0	0	0	0	0	0	0	0
<b>Totals</b>	<b>13-3</b>	<b>16/16</b>	<b>54</b>	<b>33</b>	<b>21</b>	<b>1.0</b>	<b>3.0</b>	<b>0</b>	<b>0</b>	<b>0</b>	<b>0</b>	<b>0</b>	<b>0</b>	<b>0</b>	<b>0</b>

## 2018 Postseason

Dal 1/12/19*	W	1/1	2	0	2	0.0	0.0	0	0	0	0	0	0	0	0
at NO 1/20/19^W	1/1	4	2	2	0.0	0.0	0	0	0	0	0	0	1	0	0
NE 2/3/19!	L	1/1	7	5	2	0.0	0.0	0	0	0	0	0	0	0	0
<b>Totals</b>	<b>2-1</b>	<b>3/3</b>	<b>13</b>	<b>7</b>	<b>6</b>	<b>0.0</b>	<b>0.0</b>	<b>0</b>	<b>0</b>	<b>0</b>	<b>0</b>	<b>0</b>	<b>1</b>	<b>0</b>	<b>0</b>

\* Denotes NFC Divisional Playoff Game, ^ Denotes NFC Championship, ! Denotes Super Bowl LIII

## 2016 Los Angeles Rams

Game	W/L	P/S	T	S	A	Sk	Yds	Int	Yds	Lg	TD	PD	FF	FR	Yds
at SF 9/12	L	1/1	7	2	5	0.0	0.0	0	0	0	0	0	0	0	0
Sea 9/18	W	1/1	2	1	1	0.0	0.0	0	0	0	0	0	0	0	0
at TB 9/25	W	1/1	5	3	2	0.0	0.0	0	0	0	0	0	0	0	0
at Ari 10/2	W	1/1	5	3	2	0.0	0.0	0	0	0	0	0	0	0	0
Buf 10/9	L							Inactive		</					



# 34 MALCOLM BROWN

Running Back // Texas // Cibolo, Texas

Ht./Wt.: 5-11/222

NFL Exp.: 4th (5th Rams)

GP/GS, (Playoffs): 41/1, (1/0)

Birth Date: 5/15/1993

Acquired: UDFA-2015

**TRANSACTIONS:** Signed to the Rams active roster (12/31/15)... added to the practice squad (9/6/15), after being released (9/5/15)...originally joined the team as an undrafted free agent (5/8/15)

**PRO:** Fourth-year pro has played in 41 regular season games and one playoff game...earned his first career start and set career-highs in every offensive category in 2017 while also playing a prominent role on special teams.

**2019 SEASON:** Resigned with the Rams in the 2019 offseason...  
**at Carolina (9/8):** Posted 53-yards rushing on 11 carries, the fourth-best single-game rushing total of his career...recorded his first multi-touchdown game of his career...played 21 offensive snaps (27 percent) and nine special teams plays (26 percent).

**2018 SEASON:** **at Oakland (9/10):** Saw action at running back and on special teams...rushed once for five yards...caught two passes for nine yards...**vs. Arizona (9/16):** Saw action at running back and on special teams...led the team with 46 rushing yards on 12 carries...caught one pass on a successful two-point conversion...**vs. Chargers (9/23):** Saw action at running back and special teams...carried the ball five times for 42 yards (8.4 yards/rush)...**vs. Minnesota (9/27):** Played on offense and special teams, did not record any stats...**at Seattle (10/7):** Played 14 special teams snaps...**at Denver (10/14):** Posted five rushing attempts for 24 yards...averaged 4.8 yards per rush...played 15 special teams plays...**at San Francisco (10/21):** Played on offense and special teams...led the team with a career-high 65 yards rushing...averaged 5.0 yards per carry...**vs. Green Bay (10/28):** Played on offense and special teams...recorded one rush for seven yards...**at New Orleans (11/4):** Played six offensive snaps and 10 special teams snaps...caught one pass for 18 yards and a touchdown, marked his first-career receiving touchdown...**vs. Seattle (11/11):** Appeared on offense and special teams...recorded one reception for 10 yards...**vs. Kansas City (11/19):** Played 14 offensive snaps and 15 special teams snaps...rushed four times for 15 yards...**at Detroit (12/2):** Rushed twice for a total of eight yards...**at Chicago (12/9):** Declared inactive.

**2017 SEASON:** Played in 11 regular season games and made one start...finished the season setting career-highs in carries (63), rushing yards (246), receptions (nine) and receiving yards

(53)... **vs. Indianapolis (9/10):** Saw action on offense and special teams...recorded his first career touchdown on a three-yard rush...**at Jacksonville (10/16):** Saw action at running back and on special teams...registered 17 yards on three carries...scooped up a Jaguars' blocked punt at their eight-yard line and ran it in for a touchdown...**vs. Arizona (10/22):** Saw action at running back...rushed for 48 yards on 11 carries...made a seven-yard reception...**at New York Giants (11/5):** Saw action at running back...rushed for a career-high 57 yards on a career-high 15 carries...**at Seattle (12/17):** Saw action at running back...rushed for 45 yards on 10 carries (4.5 avg.)...**vs. San Francisco (12/31):** Made first-career start at running back...had 14 carries for 54 yards...recorded a career-long 20-yard rush...**Wild Card vs. Atlanta (1/6/18):** Saw action at running back and on special teams...recorded 14 rushing yards on two carries.

**2016 SEASON:** Played in all 16 games, rushed 18 times for 39 yards...finished with three special teams tackles...**at San Francisco (9/12):** Recorded one rush for five yards and one reception for eight yards...**vs. Buffalo (10/9):** Saw action on offense and special teams...helped the Rams get into opponent territory with a career-long 26-yard reception in the fourth quarter...**vs. Atlanta (12/11):** Rushed four times for 14 yards, with a 10 yard long...**at Seattle (12/15):** Hauled in one pass for 12 yards while also rushing one time.

**2015 SEASON:** Played in one game for the Rams.

**COLLEGE:** Played at Texas for four seasons, appearing in 44 games (25 starts). In his four-year career with the Longhorns, Brown tallied 2,678 rushing yards on 630 carries (4.3 yards/rush) with 24 touchdowns. Also recorded 51 receptions resulting in 382 yards (7.5 yards/reception) and three touchdowns. As a true freshman in 2011, rushed for 742 yards and five touchdowns, earning the Big 12's Newcomer of the Year award. As a junior in 2013, Brown's 904 rushing yards and 1,099 all-purpose yards led the Longhorns. Started all 13 games at running back as a senior in 2014, was a second-team All-Big 12 selection.

**PERSONAL:** Born in Biloxi, Miss., on May 15, 1993...Brown's father, Tommy, played collegiately at Northwest Mississippi JUCO from 1982-84...graduated from Texas with a degree in physical culture and sports in December 2014.



# MALCOLM BROWN NFL STATISTICS



## REGULAR SEASON

Year	Team	G/S	Receiving					Rushing				
			No.	Yards	Avg.	Long	TD	Att.	Yards	Avg.	Long	TD
2015	St. Louis Rams	1/0	1	-2	-2.0	-2	0	4	17	4.3	13	0
2016	Los Angeles Rams	16/0	3	46	15.3	26	0	18	39	2.2	10	0
2017	Los Angeles Rams	11/1	9	53	5.9	16	0	63	246	3.9	20	1
2018	Los Angeles Rams	12/0	5	52	10.4	18t	1	43	212	4.9	19	0
2019	Los Angeles Rams	1/0	0	0	0	0	0	11	53	4.8	17	2
<b>Totals</b>		<b>41/1</b>	<b>18</b>	<b>149</b>	<b>8.3</b>	<b>26</b>	<b>1</b>	<b>139</b>	<b>567</b>	<b>4.1</b>	<b>20</b>	<b>3</b>

## POSTSEASON

Year	Team	G/S	Receiving					Rushing				
			No.	Yards	Avg.	Long	TD	Att.	Yards	Avg.	Long	TD
2017	Los Angeles Rams	1/0	0	0	0.0	0	0	2	14	7.0	11	0
<b>Totals</b>		<b>1/0</b>	<b>0</b>	<b>0</b>	<b>0.0</b>	<b>0</b>	<b>0</b>	<b>2</b>	<b>14</b>	<b>7.0</b>	<b>11</b>	<b>0</b>

**Additional Career Statistics:** Returned a blocked punt 8 yards for a touchdown at Jacksonville (10/15/17). Special teams tackles: 2016 (3).

### Regular Season Single Game Career Highs:

Rushes – 15, at New York Giants (11/5/17)  
Rush yards – 65, at San Francisco (10/21/18)

### Postseason Single Game Career Highs:

Rushes – 2, vs. Atlanta (1/6/18, NFC Wild Card)  
Rush yards – 14, vs. Atlanta (1/6/18, NFC Wild Card)

# MALCOLM BROWN GAME-BY-GAME



### 2019 Los Angeles Rams

Game	W/L	P/S	Receiving					Rushing				
			No.	Yards	Avg.	Long	TD	Att.	Yards	Avg.	Long	TD
at Car 9/8	W	1/0	0	0	0.0	0	0	11	53	4.8	17	2
NO 9/15												
at Cle 9/22												
TB 9/29												
at Sea 10/3												
SF 10/13												
at Atl 10/20												
Cin 10/27												
at Pit 11/10												
Chi 11/17												
Bal 11/25												
at Ari 12/1												
Sea 12/8												
at Dal 12/15												
SF TBD												
Ari 12/29												
<b>Totals</b>	<b>1-0</b>	<b>1/0</b>	<b>0</b>	<b>0</b>	<b>0.0</b>	<b>0</b>	<b>0</b>	<b>11</b>	<b>53</b>	<b>4.8</b>	<b>17</b>	<b>2</b>

### 2018 Los Angeles Rams

Game	W/L	P/S	Receiving					Rushing				
			No.	Yards	Avg.	Long	TD	Att.	Yards	Avg.	Long	TD
at Oak 9/10	W	1/0	2	18	9.0	9	0	1	5	5.0	5	0
Ari 9/16	W	1/0	0	0	0.0	0	0	12	46	3.8	19	0
LAC 9/23	W	1/0	0	0	0.0	0	0	5	42	8.4	14	0
Min 9/27	W	1/0	0	0	0.0	0	0	0	0	0.0	0	0
at Sea 10/7	W	1/0	0	0	0.0	0	0	0	0	0.0	0	0
at Den 10/14	W	1/0	0	0	0.0	0	0	5	24	4.8	9	0
at SF 10/21	W	1/0	1	6	6.0	0	0	13	65	5.0	10	0
CB 10/28	W	1/0	0	0	0.0	0	0	1	7	7.0	7	0
at NO 11/4	L	1/0	1	18	18.0	18t	1	0	0	0.0	0	0
Sea 11/11	W	1/0	1	10	10.0	10	0	0	0	0.0	0	0
KC 11/19	W	1/0	0	0	0.0	0	0	4	15	3.8	8	0
at Det 12/2	W	1/0	0	0	0.0	0	0	2	8	4.0	7	0
at Chi 12/9	L									Inactive		
Phi 12/16												
at Ari 12/23												
SF 12/30												
<b>Totals</b>	<b>11-2</b>	<b>12/0</b>	<b>5</b>	<b>52</b>	<b>10.4</b>	<b>18t</b>	<b>1</b>	<b>43</b>	<b>212</b>	<b>4.9</b>	<b>19</b>	<b>0</b>

### 2017 Los Angeles Rams

Game	W/L	P/S	Receiving					Rushing				
			No.	Yards	Avg.	Long	TD	Att.	Yards	Avg.	Long	TD
Ind 9/10	W	1/0	0	0	0.0	0	0	7	16	2.3	5	1
Was 9/17	L	1/0	1	-4	-4.0	-4	0	0	0	0.0	0	0
at SF 9/21	W						Inactive					
at Dal 10/1	W	1/0	1	14	14.0	14	0	1	0	0.0	0	0
Sea 10/8	L	1/0	2	29	14.5	16	0	0	0	0.0	0	0
at Jax 10/15	W	1/0	0	0	0.0	0	0	3	17	5.7	8	0
Ari 10/22	W	1/0	1	7	7.0	7	0	11	48	4.4	11	0
at NYG 11/5	W	1/0	0	0	0.0	0	0	15	57	3.8	16	0
Hou 11/12	W						Inactive					
at Min 11/19	L						Inactive					
NO 11/26	W						Inactive					
at Ari 12/3	W						Inactive					
Phi 12/10	L	1/0	0	0	0.0	0	0	1	5	5.0	5	0
at Sea 12/17	W	1/0	0	0	0.0	0	0	10	45	4.5	14	0
at Ten 12/24	W	1/0	0	0	0.0	0	0	1	4	4.0	4	0
SF 12/3	L	1/1	4	7	1.8	5	0	14	54	3.9	20	0
<b>Totals</b>	<b>11-5</b>	<b>11/1</b>	<b>9</b>	<b>53</b>	<b>5.9</b>	<b>16</b>	<b>0</b>	<b>63</b>	<b>246</b>	<b>3.9</b>	<b>20</b>	<b>1</b>

### 2016 Los Angeles Rams

Game	W/L	P/S	Receiving					Rushing				
			No.	Yards	Avg.	Long	TD	Att.	Yards	Avg.	Long	TD
at SF 9/12	L	1/0	1	8	8.0	8	0	1	5	5.0	5	0
Sea 9/18	W	1/0	0	0	0.0	0	0	0	0	0.0	0	0
at TB 9/25	W	1/0	0	0	0.0	0	0	0	0	0.0	0	0
at Ari 10/2	W	1/0	0	0	0.0	0	0	0	0	0.0	0	0
Buf 10/9	L	1/0	1	26	26.0	26	0	2	2	1.0	2	0
at Det 10/16	L	1/0	0	0	0.0	0	0	0	0	0.0	0	0
NYG 10/23	L	1/0	0	0	0.0	0	0	0	0	0.0	0	0
Car 11/6	L	1/0	0	0	0.0	0	0	1	0	0.0	0	0
at NYJ 11/13	W	1/0	0	0	0.0	0	0	0	0	0.0	0	0
Mia 11/20	L	1/0	0	0	0.0	0	0	0	0	0.0	0	0
at NO 11/27	L	1/0	0	0	0.0	0	0	3	9	3.0	4	0
at NE 12/4	L	1/0	0	0	0.0	0	0	0	0	0.0	0	0
Atl 12/11	L	1/0	0	0	0.0	0	0	4	14	3.5	10	0
at Sea 12/15	L	1/0	1	12	12.0	12	0	1	-4	-4.0	-4	0
SF 12/24	L	1/0	0	0	0.0	0	0	1	2	2.0	2	0
Ari 1/1/17	L	1/0	0	0	0.0	0	0	5	11	2.2	4	0
<b>Totals</b>	<b>4-12</b>	<b>16/0</b>	<b>3</b>	<b>46</b>	<b>15.3</b>	<b>26</b>	<b>0</b>	<b>18</b>	<b>39</b>	<b>2.2</b>	<b>10</b>	<b>0</b>

### 2017 Postseason

ATL 1/6/18	L	1/0	0	0	0.0	0	0	2	14	7.0	11	0
<b>Totals</b>	<b>0-1</b>	<b>1/0</b>	<b>0</b>	<b>0</b>	<b>0.0</b>	<b>0</b>	<b>0</b>	<b>2</b>	<b>14</b>	<b>7.0</b>	<b>11</b>	<b>0</b>

# 41 MARQUI CHRISTIAN

Safety // **Midwestern St.** // **Spring, Texas**

Ht./Wt.: 5-11/207

NFL Exp.: 4th (4th Rams)

GP/GS, (Playoffs): 40/0, (3/0)

Birth Date: 10/27/1994

Acquired: W(AZ)-2016

**TRANSACTIONS:** Acquired via waivers by the Rams (9/28/16)... released by the Cardinals (9/27/16)...originally entered the NFL as Arizona's fifth-round draft choice (167th overall) in the 2016 NFL Draft (5/6/16).

**PRO:** Fourth-year pro, acquired by the Rams via waivers from Arizona...appeared in 39 regular season games and three postseason contests for the Rams...tallied 39 career tackles on defense and 10 career special teams tackles.

**2019 SEASON:** Enters his fourth season with the Rams serving as a reserve safety and major special teams contributor...**at Carolina (9/8):** Finished fifth on the team with four tackles (two solo) on defense...recorded one special teams assisted tackle... played 41 defensive snaps (61 percent) and 18 special teams plays (51 percent).

**2018 SEASON:** Played in all 16 games...finished with 33 total tackles (26 solo), one pass defensed and one quarterback hit... **vs. Arizona (9/16):** Saw action on defense and special teams... recorded five tackles (four solo) on defense...**vs. Chargers (9/23):** Saw action on defense and special teams...recorded three solo tackles on defense...**vs. Minnesota (9/27):** Played on defense and special teams...recorded six tackles (five solo) on defense...added first-career pass defensed...**at Seattle (10/7):** Played on defense and special teams, recorded one assisted tackle...scooped up a deflected punt and returned it 11 yards...**at Denver (10/14):** Played 21 special teams snaps and posted one special teams tackle...played 26 defensive snaps and recorded two tackles (one solo)...**vs. Kansas City (11/19):** Played 34 special teams snaps and 18 defensive snaps...recorded one solo tackle on defense and one solo special teams stop...**at Detroit (12/2):** Contributed on defense and special teams...totaled three tackles (two solo) on defense...**vs. Philadelphia (12/16):** Played 10 snaps on defense in addition to 26 special teams plays... recorded one solo tackle on defense...**vs. San Francisco (12/30):** Played 38 defensive snaps and 15 special teams plays...recorded four defensive tackles (two solo)...**Divisional Round vs. Dallas**

**(11/12/19):** Made his playoff debut...played two defensive snaps and 19 special teams snaps...**Championship Round at New Orleans (1/20/19):** Played 28 special teams snaps, tied for the most on the team...**Super Bowl LIII (2/3/19):** Played one defensive snap and 22 special teams plays.

**2017 SEASON:** Appeared in 12 games before being placed on injured/reserve (12/27/17)...finished the regular season with six tackles on defense and four tackles on special teams...**vs. Arizona (10/22):** Saw action on defense and on special teams... collected one tackle...**at Seattle (12/17):** Saw action on defense and on special teams...had one solo tackle...added two tackles on special teams...**at Tennessee (12/24):** Saw action on defense and on special teams...registered one tackle on defense.

**2016 SEASON:** Played in 11 games in his rookie season before being placed on injured/reserve on December 19...finished the season with three special teams tackles...**at Arizona (10/2):** Made his NFL debut playing on defense and special teams...**vs. Buffalo (10/9):** Appeared on defense and special teams...recorded two special teams tackles...**at New York Jets (11/13):** Served as a key contributor on special teams, registered one special teams tackle.

**COLLEGE:** Finished his career at Midwestern State as the Mustangs' all-time leading tackler...a three-time First-Team All-Lone Star Conference selection...played in 41 games (30 starts)... recorded 295 tackles, three interceptions, four fumble recoveries, with one returned for touchdown, and three forced fumbles... as a special teams performer, returned a botched punt for a touchdown...in addition to being named a First-Team All-American, was the recipient of the Cliff Harris Award, an honor given to the nation's top small college defensive player as a senior.

**PERSONAL:** Name pronounced "MAR-key"...attended Spring High School in Spring, Texas...registered 90 tackles, two touchdowns and two fumble recoveries, making him a first-team All-District 13-5A selection as a senior in 2011.

## MARQUI CHRISTIAN NFL STATISTICS



### REGULAR SEASON

Year	Team	Tackles				Sacks	Interceptions				TD	PD	Fumbles			
		G/S	Total	Solo	Asst.		Yards	Int.	Yards	Long			FF	FR	Yards	
2016	Los Angeles Rams	11/0	0	0	0	0.0	0.0	0	0	0	0	0	0	0	0	0
2017	Los Angeles Rams	12/0	6	3	3	0.0	0.0	0	0	0	0	0	0	0	0	0
2018	Los Angeles Rams	16/0	33	26	7	0.0	0.0	0	0	0	1	0	0	0	0	0
2019	Los Angeles Rams	1/0	4	2	2	0.0	0.0	0	0	0	0	0	0	0	0	0
<b>Totals</b>		<b>40/0</b>	<b>43</b>	<b>31</b>	<b>12</b>	<b>0.0</b>	<b>0.0</b>	<b>0</b>	<b>0</b>	<b>0</b>	<b>1</b>	<b>0</b>	<b>0</b>	<b>0</b>	<b>0</b>	<b>0</b>

### POSTSEASON

Year	Team	Tackles				Sacks	Interceptions				TD	PD	Fumbles			
		G/S	Total	Solo	Asst.		Yards	Int.	Yards	Long			FF	FR	Yards	
2018	Los Angeles Rams	3/0	0	0	0	0.0	0.0	0	0	0	0	0	0	0	0	0
<b>Totals</b>		<b>3/0</b>	<b>0</b>	<b>0</b>	<b>0</b>	<b>0.0</b>	<b>0.0</b>	<b>0</b>	<b>0</b>	<b>0</b>	<b>0</b>	<b>0</b>	<b>0</b>	<b>0</b>	<b>0</b>	<b>0</b>

**Additional Career Statistics:** Special Teams Tackles: 2019 (1), 2018 (3), 2017 (4), 2016 (3).





# 12 BRANDIN COOKS

Wide Receiver // Oregon St. // Stockton, Calif.

Ht./Wt.: 5-10/183

NFL Exp.: 6th (2nd Rams)

GP/GS, (Playoffs): 75/63, (6/6)

Birth Date: 9/25/1993

Acquired: T(NE)-2018

**TRANSACTIONS:** Traded to the Rams (4/5/18)...Patriots exercised fifth-year option (4/29/17)...traded to New England (3/10/17)...selected by New Orleans as a first-round draft choice (20th overall) (5/18/14).

**PRO:** Sixth-year pro has played in 75 regular season games with 63 starts...totaled 362 receptions for 5,186 yards and 32 receiving touchdowns...one of only four players to record at least three seasons of 1,000-plus receiving yards and seven touchdowns before his 25th birthday, (Randy Moss, John Jefferson and Odell Beckham Jr.)...joins only Steelers WR Antonio Brown as only wide receivers with at least 1,000 receiving yards and seven touchdowns in each season from 2015-17...became the first player in NFL history to record three consecutive 1,000-plus yard seasons on three different teams...started back-to-back Super Bowls.

**2019 SEASON:** Returns for his second season with the Rams...**at Carolina (9/8):** Started at wide receiver and caught two passes for 39 yards...averaged 19.5 yards per reception with a 24-yard long.

**2018 SEASON:** Started all 16 games in his first season with the Rams...finished with a career-best 1,204 receiving yards and had his fourth-consecutive season with 1,000-plus receiving yards...tallied five receiving touchdowns...rushed the ball 10 times for 68 yards and one touchdown...**at Oakland (9/10):** Caught five passes for 87 yards...rushed the ball once for a six-yard gain...drew two pass interference calls resulting in 87 penalty yards...**vs. Arizona (9/16):** Led the team in receptions (seven) and yards (159)...the 159 yards receiving was the third-highest output of his career...**vs. Chargers (9/23):** Started and recorded seven receptions for 90 yards...averaged 12.9 yards per reception...**vs. Minnesota (9/27):** Started and recorded 116 yards on seven receptions, his 11th-career 100-plus yard receiving outing...posted first touchdown as a Ram...was one-of-three Rams wide receivers to record over 100 yards receiving, marking the first time three wide receivers have gone over 100 yards receiving, fourth time in franchise history three different pass catchers have posted over 100 yards receiving in a game...**at Seattle (10/7):** Started but did not record any stats before exiting the game with an injury in the second quarter...**at Denver (10/14):** Started at wide receiver...tallied two receptions for 53 yards (26.5 yards/reception)...**at San Francisco (10/21):** Started at wide receiver...caught four passes for 64 yards (16.0 yards/reception)...scored his second touchdown as a Ram, his 29th-career touchdown...rushed the ball once for a seven-yard gain...**vs. Green Bay (10/28):** Started at wide receiver...recorded three receptions for 74 yards...added two rushes resulting in nine yards...**at New Orleans (11/4):** Started at wide receiver...recorded a team-best 114 yards receiving on six receptions...marked his third 100-plus receiving yard game as a Ram...**vs. Seattle (11/11):** Started at wide receiver...recorded 10 receptions for 100 yards...added one rushing attempt, a nine-yard touchdown scamper...**vs. Kansas City (11/19):** Started at wide receiver...recorded eight receptions for 107 yards...his third-straight 100 yard-plus outing...**at Detroit (12/2):** Started and recorded four receptions for 62 yards...averaged 15.5 yards per reception...eclipsed the 1,000-yard receiving mark for the fourth-straight season...played one snap on special teams...**at Chicago (12/9):** Started at wide receiver...caught three passes for 22

yards...**vs. Philadelphia (12/16):** Started at wide receiver...caught six passes for 59 yards...surpassed the 5,000 yard receiving mark in his career...**vs. Arizona (12/23):** Started at wide receiver...caught three passes for 35 yards...rushed the ball three times for 27 yards with a 17-yard long...**vs. San Francisco (12/30):** Started at wide receiver and led the team with 62 yards receiving on five receptions...tallied two receiving touchdowns, his first multi-touchdown game with L.A., the sixth of his career...**Divisional Round vs. Dallas (1/12/19):** Started at wide receiver...caught four passes for 65 yards (16.3 yards/reception)...tallied one rushing attempt for a five-yard gain...**Championship Round at New Orleans (1/20/19):** Started at wide receiver...led the team with 107 yards receiving on seven receptions...averaged 15.3 yards per reception...**Super Bowl LIII (2/3/19):** Started his second-consecutive Super Bowl at wide receiver...led the Rams with 120 yards receiving on eight catches (15.0 yards/reception).

**2017 SEASON:** Played in all 16 regular season games with 15 starts and totaled 65 receptions for 1,082 yards and seven touchdowns...tallied 40-yards rushing on nine attempts...started all three postseason contests and registered 10 receptions for 155 yards and one rush for one yard...**vs. Kansas City (9/17):** Caught three passes for 88 yards, including a team-long 54-yard reception in his Patriots debut...**vs. Houston (9/24):** Led the team in receiving with 131 yards on five catches, including two for touchdowns...**vs. Atlanta (10/22):** Caught four passes for 65 yards including the game's opening score...**vs. Oakland (11/19):** Posted six catches for a game-high 149 yards receiving and a touchdown in a game played in Mexico City...**vs. Miami (11/26):** Led the team in receiving yards with 83 yards on six receptions, including a five-yard touchdown...added one rushing attempt resulting in 11 yards...**vs. Buffalo (12/24):** Recorded two receptions for 19 yards...tallied one rushing attempt resulting in 19 yards...**vs. New York Jets (12/31):** Caught five passes for a game-high 79 yards and one touchdown...rushed three times for eight yards...**vs. Jacksonville (1/21/18):** Tallied six catches for 100 yards in the AFC Championship Game...**vs. Philadelphia (2/4/18):** Caught one pass for 23 yards before exiting Super Bowl LII with an injury.

**2016 SEASON:** Appeared in all 16 games with 12 starts...recorded 78 catches for a then career-high 1,173 yards...tallied eight touchdown receptions, his second-consecutive season of at least 1,000 yards...recorded six rushing attempts for 30 yards...fielded one punt return for two yards...posted touchdown catches of 98 and 87 yards, giving him the club's longest and fourth-longest receiving touchdowns...became the first player in NFL history to have two touchdown receptions of 85-plus yards in his team's first five games...**vs. Oakland (9/11):** Caught six passes for 143 yards and two touchdowns...recorded a career-long 98-yard reception...added one rushing attempt for 11 yards...**vs. Carolina (10/16):** Caught seven passes for a then career-high 173 yards and a touchdown...**at Kansas City (10/23):** Recorded seven receptions for 58 yards and a nine-yard touchdown...**at Carolina (11/17):** Caught seven passes for 42 yards...became the third player to start his career with the Saints to record at least 50 receptions in his first three seasons, joining WR Danny Abramowicz and RB Reggie Bush...**at Arizona (12/18):** Posted seven receptions for a career-best 186 yards and two touchdowns...marked the third-

highest receiving total in Saints record books.

**2015 SEASON:** Appeared in all 16 games with 12 starts... recorded 84 receptions for 1,138 yards and nine touchdowns... led the Saints in receptions, receiving yardage and touchdowns... his 84 receptions were the most by a Saints receiver since 2010... also rushed eight times for 18 yards and returned two punts for 12 yards...**at Carolina (9/27):** Totaled seven receptions for 79 yards...**at Philadelphia (10/11):** Hauled in five passes for 107 yards with one touchdown...marked his first career 100-yard receiving game...**at Indianapolis (10/25):** Finished with a team-high 81 yards on six receptions...**vs. New York Giants (11/1):** Caught six passes for 88 yards and tied a single-game high two touchdowns...**at Washington (11/15):** Posted five receptions for 98 yards, including two scoring grabs to tie a career-high...**vs. Carolina (12/6):** Caught six passes for 104 yards, including a 54-yard touchdown...**vs. Detroit (12/21):** Caught 10 passes for 124 yards with a touchdown, setting a single-game career-high in receptions...returned two punts for 12 yards...**vs. Jacksonville (12/27):** Registered five receptions for 123 yards with a 71-yard touchdown...rushed a career-high four times for 10 yards...totaled 133 yards from scrimmage.

**2014 SEASON:** Played in 10 games with six starts...totaled 53 receptions for 550 yards and three touchdowns...rushed seven times for 73 yards and one touchdown...recorded 10 punt returns for 35 yards...added one kickoff return for 12 yards...**at Atlanta (9/7):** Played in first career game...caught seven passes (tied for the most by a Saints rookie in their debut) for 77 yards and a touchdown...rushed once for 18 yards...**vs. Minnesota (9/21):** Started and led the team with eight receptions for 74 yards...**vs. Tampa Bay (10/5):** Caught a team-high nine passes for 56 yards...rushed twice for 15 yards...returned one kickoff for 12 yards...**vs. Green Bay (10/26):** Caught a team-high six passes for 94 yards, including a 50-yard reception for a touchdown...scored

first-career rushing touchdown on a four-yard sweep...became the youngest player in NFL history to record both a touchdown catch and run in the same game...**vs. San Francisco (11/9):** Played on offense and special teams...posted five catches for a team-leading 90 yards and a touchdown...placed on injured reserve on Nov. 18.

**COLLEGE:** Started 29 of the 38 career games played in at Oregon State as a two-year starter for the Beavers...posted 226 receptions for 3,272 yards with 24 touchdowns...added 61 carries for 340 yards...returned 12 punts for 72 yards...fielded eight kickoffs for 179 yards for a career total of 3,863 all-purpose yards...as a junior in 2013, captured the Biletnikoff Award...named a consensus first-team All-American and All-Pac 12 choice...started all 13 games during the 2013 season...set school and conference single-season receiving records with 128 receptions for 1,730 yards...scored a school-record 16 touchdowns...gained 217 yards rushing with two touchdowns on 32 carries...added 72 yards on 12 punt returns...his 2,019 all-purpose yards ranked second on the school annual record charts...as a sophomore in 2012, was a Biletnikoff Award semi-finalist...received All-Pac 12 first-team honors from the NFL Draft report and received honorable mention from league coaches...started 13 games in 2012...recorded 67 receptions for 1,151 yards with five touchdowns...rushed 19 times for 82 yards to amass 1,233 total yards from scrimmage as a sophomore.

**PERSONAL:** Attended Lincoln High School (Stockton, Calif.)... was a two-time Section Offensive Player of the Year, All-Area selection and team Most Valuable Player.... as a senior, registered 66 receptions for 1,125 yards and 11 touchdowns...finished senior campaign with 1,525 all-purpose yards...as a junior, posted 46 catches for 783 yards and 10 touchdowns...added 29 receptions for 600 yards and seven scores as a sophomore...closed out prep career earning six total letters – three in football, two in track and one in basketball...majored in human development and family sciences at Oregon State.

## BRANDIN COOKS NFL STATISTICS



### REGULAR SEASON

Year	Team	G/S	No.	Yards	Receiving			Att.	Rushing			
					Avg.	Long	TD		Yards	Avg.	Long	TD
2014	New Orleans Saints	10/7	53	550	10.4	50t	3	7	73	10.4	28	1
2015	New Orleans Saints	16/12	84	1,138	13.5	71t	9	8	18	2.3	11	0
2016	New Orleans Saints	16/12	78	1,173	15.0	98t	8	6	30	5.0	11	0
2017	New England Patriots	16/15	65	1,082	16.6	64t	7	9	40	4.4	13	0
2018	Los Angeles Rams	16/16	80	1,204	15.1	57	5	10	68	6.8	17	1
2019	Los Angeles Rams	1/1	2	39	19.5	24	0	0	0	0.0	0	0
<b>Totals</b>		<b>75/63</b>	<b>362</b>	<b>5,186</b>	<b>14.3</b>	<b>98t</b>	<b>32</b>	<b>40</b>	<b>229</b>	<b>5.7</b>	<b>28</b>	<b>2</b>

### POSTSEASON

Year	Team	G/S	No.	Yards	Receiving			Att.	Rushing			
					Avg.	Long	TD		Yards	Avg.	Long	TD
2017	New England Patriots	3/3	10	155	15.5	31	0	1	1	1.0	1	0
2018	Los Angeles Rams	3/3	19	292	15.4	36	0	1	5	5.0	5	0
<b>Totals</b>		<b>6/6</b>	<b>29</b>	<b>447</b>	<b>15.4</b>	<b>36</b>	<b>0</b>	<b>2</b>	<b>6</b>	<b>3.0</b>	<b>5</b>	<b>0</b>

#### Regular Season Single Game Career Highs:

Receptions – 10, vs. Detroit (12/21/15)  
 Receiving Yards – 186, at Arizona (12/18/16)  
 Touchdowns – 2 (four times), last at Arizona (12/18/16)  
 Longest Reception – 98t, vs. Oakland (9/11/16)

#### Postseason Single Game Career Highs:

Receptions – 8, vs. New England (2/3/19, Super Bowl LIII)  
 Receiving Yards – 120, vs. New England (2/3/19, Super Bowl LIII)  
 Longest Reception – 36, at New Orleans (1/20/19, NFC Championship)

# BRANDIN COOKS GAME-BY-GAME



## 2019 Los Angeles Rams

Game	W/L	P/S	Receiving				Rushing					
			No.	Yards	Avg.	Long	TD	Att.	Yards	Avg.	Long	TD
at Car 9/8	W	1/1	2	39	19.5	24	0	0	0	0.0	0	0
NO 9/15												
at Cle 9/22												
TB 9/29												
at Sea 10/3												
SF 10/13												
at Atl 10/20												
Cin 10/27												
at Pit 11/10												
Chi 11/17												
Bal 11/25												
at Ari 12/1												
Sea 12/8												
at Dal 12/15												
SF TBD												
Ari 12/29												
<b>Totals</b>	<b>1-0</b>	<b>1/1</b>	<b>2</b>	<b>39</b>	<b>19.5</b>	<b>24</b>	<b>0</b>	<b>0</b>	<b>0</b>	<b>0.0</b>	<b>0</b>	<b>0</b>

## 2018 Los Angeles Rams

Game	W/L	P/S	Receiving				Rushing					
			No.	Yards	Avg.	Long	TD	Att.	Yards	Avg.	Long	TD
at Oak 9/10	W	1/1	5	87	17.4	30	0	1	6	6.0	6	0
Ari 9/16	W	1/1	7	159	22.7	57	0	0	0	0.0	0	0
LAC 9/23	W	1/1	7	90	12.9	21	0	0	0	0.0	0	0
Min 9/27	W	1/1	7	116	16.6	47t	1	1	10	10.0	10	0
at Sea 10/7	W	1/1	0	0	0.0	0	0	0	0	0.0	0	0
at Den 10/14	W	1/1	2	53	26.5	44	0	0	0	0.0	0	0
at SF 10/21	W	1/1	4	64	16.0	23	1	1	7	7.0	7	0
GB 10/28	W	1/1	3	74	24.7	32	0	2	9	4.5	5	0
at NO 11/4	L	1/1	6	114	19.0	48	1	0	0	0.0	0	0
Sea 11/11	W	1/1	10	100	10.0	17	0	1	9	9.0	9t	1
KC 11/19	W	1/1	8	107	13.4	30	0	1	0	0.0	0	0
at Det 12/2	W	1/1	4	62	15.5	26	0	0	0	0.0	0	0
at Chi 12/9	L	1/1	3	22	7.3	12	0	0	0	0.0	0	0
Phi 12/16	L	1/1	6	59	9.8	20	0	0	0	0.0	0	0
at Ari 12/23	W	1/1	3	35	11.7	18	0	3	27	9.0	17	0
SF 12/30	W	1/1	5	62	12.4	21	2	0	0	0.0	0	0
<b>Totals</b>	<b>13-3</b>	<b>16/16</b>	<b>80</b>	<b>1,204</b>	<b>15.1</b>	<b>57</b>	<b>5</b>	<b>10</b>	<b>68</b>	<b>6.8</b>	<b>17</b>	<b>1</b>

## 2018 Postseason

Dal 1/12/19 *	W	1/1	4	65	16.3	21	0	1	5	5.0	5	0
at NO 1/20/19 ^	W	1/1	7	107	15.3	36	0	0	0	0.0	0	0
NE 2/3/19 !	L	1/1	8	120	15.0	24	0	0	0	0.0	0	0
<b>Totals</b>	<b>2-1</b>	<b>3/3</b>	<b>19</b>	<b>292</b>	<b>15.4</b>	<b>36</b>	<b>0</b>	<b>1</b>	<b>5</b>	<b>5.0</b>	<b>5</b>	<b>0</b>

\* Denotes NFC Divisional Playoff Game, ^ Denotes NFC Championship, ! Denotes Super Bowl LIII

## 2017 New England Patriots

Game	W/L	P/S	Receiving				Rushing					
			No.	Yds	Avg.	Lg	TD	Att.	Yds	Avg.	Lg	TD
KC 9/7	L	1/1	3	88	29.3	54	0	0	0	0.0	0	0
at NO 9/17	W	1/0	2	37	18.5	22	0	2	6	3.0	13	0
Hou 9/24	W	1/1	5	131	26.2	44	2	0	0	0.0	0	0
Car 10/1	L	1/1	3	38	12.7	17	0	1	4	4.0	4	0
at TB 10/5	W	1/1	5	85	17.0	34	0	0	0	0.0	0	0
at NYJ 10/15	W	1/1	6	93	15.5	42	0	0	0	0.0	0	0
Atl 10/22	W	1/1	4	65	16.3	27	1	0	0	0.0	0	0
LAC	W	1/1	5	26	5.2	9	0	0	0	0.0	0	0
at Den 11/12	W	1/1	6	74	12.3	27	0	0	0	0.0	0	0
at Oak 11/19	W	1/1	6	149	24.8	64t	1	0	0	0.0	0	0
Mia 11/26	W	1/1	6	83	13.8	37	1	1	11	11.0	11	0
at Buf 12/3	W	1/1	2	17	8.5	13	0	1	5	5.0	5	0
at Mia 12/11	L	1/1	1	38	38.0	38	0	0	0	0.0	0	0
at Pit 12/17	W	1/1	4	60	15.0	43	1	0	0	0.0	0	0
Buf 12/24	W	1/1	2	19	9.5	14	0	1	6	6.0	6	0
NYJ 12/31	W	1/1	5	79	15.8	37	1	3	8	2.7	12	0
<b>Totals</b>	<b>13-3</b>	<b>16/15</b>	<b>65</b>	<b>1,082</b>	<b>16.6</b>	<b>64t</b>	<b>7</b>	<b>9</b>	<b>40</b>	<b>4.4</b>	<b>13</b>	<b>0</b>

## 2017 Postseason

Ten 1/13/18 †	W	1/1	3	32	10.7	13	0	0	0	0.0	0	0
Jax 1/21/18 #	W	1/1	6	100	16.7	31	0	0	0	0.0	0	0
Phi 2/4/18 \$	L	1/1	1	23	23.0	23	0	1	1	1.0	1	0
<b>Totals</b>	<b>2-1</b>	<b>3/3</b>	<b>10</b>	<b>155</b>	<b>15.5</b>	<b>31</b>	<b>0</b>	<b>1</b>	<b>1</b>	<b>1.0</b>	<b>1</b>	<b>0</b>

† Denotes AFC Divisional Playoff Game; #AFC Championship Game; \$ Super Bowl LII

## 2015 New Orleans Saints

Game	W/L	P/S	Receiving				Rushing					
			No.	Yds	Avg.	Lg	TD	Att.	Yds	Avg.	Lg	TD
at Ari 9/13	L	1/1	4	49	12.3	30	0	1	4	4.0	4	0
TB 9/20	L	1/1	5	62	12.4	21	0	1	4	4.0	4	0
at Car 9/27	L	1/1	7	79	11.3	16	0	0	0	0.0	0	0
Dal 10/4	W	1/1	4	25	6.3	13	0	0	0	0.0	0	0
at Phi 10/11	L	1/1	5	107	21.4	46	1	0	0	0.0	0	0
Atl 10/15	W	1/0	4	41	10.3	26	0	0	0	0.0	0	0
at Ind 10/25	W	1/1	6	81	13.5	47	0	0	0	0.0	0	0
NYG 11/1	W	1/0	6	88	14.7	26t	2	1	3	3.0	3	0
Ten 11/8	L	1/1	4	71	17.8	38t	1	0	0	0.0	0	0
at Was 11/15	L	1/1	5	98	19.6	60t	2	1	11	11.0	11	0
at Hou 11/29	L	1/1	5	35	7.0	11	0	0	0	0.0	0	0
Car 12/6	L	1/1	6	104	17.3	54t	1	0	0	0.0	0	0
at TB 12/13	W	1/0	3	29	9.7	14	0	0	0	0.0	0	0
Det 12/21	L	1/0	10	124	12.4	28	1	0	0	0.0	0	0
Jax 12/27	W	1/1	5	123	24.6	71t	1	4	10	2.5	5	0
at Atl 1/3/16	W	1/1	5	22	4.4	12	0	0	0	0.0	0	0
<b>Totals</b>	<b>7-9</b>	<b>16/12</b>	<b>84</b>	<b>1,138</b>	<b>13.5</b>	<b>71t</b>	<b>9</b>	<b>8</b>	<b>18</b>	<b>2.3</b>	<b>11</b>	<b>0</b>

## 2016 New Orleans Saints

Game	W/L	P/S	Receiving				Rushing					
			No.	Yds	Avg.	Lg	TD	Att.	Yds	Avg.	Lg	TD
Oak 9/11	L	1/1	6	143	23.8	98t	2	1	11	11.0	11	0
at NYG 9/18	L	1/0	7	68	9.7	18	0	0	0	0.0	0	0
Atl 9/26	L	1/0	2	13	6.5	9	0	1	6	6.0	6	0
at SD 10/2	W	1/1	3	31	10.3	15	0	0	0	0.0	0	0
Car 10/16	W	1/1	7	173	24.7	87t	1	1	2	2.0	2	0
at KC 10/23	L	1/1	7	58	8.3	14	1	0	0	0.0	0	0
Sea 10/30	W	1/1	4	44	11	20	1	0	0	0.0	0	0
at SF 11/6	W	1/0	5	66	13.2	28	0	0	0	0.0	0	0
Den 11/13	L	1/1	3	98	32.7	37	1	0	0	0.0	0	0
at Car 11/17	L	1/1	7	42	6.0	12	0	2	7	3.5	4	0
LA 11/27	W	1/1	0	0	0.0	0	0	0	0	0.0	0	0
Det 12/4	L	1/1	7	73	10.4	39	0	1	4	4.0	4	0
at TB 12/11	L	1/1	5	61	12.2	38	0	0	0	0.0	0	0
at Ari 12/18	W	1/0	7	186	26.6	65t	2	0	0	0.0	0	0
TB 12/24	W	1/1	5	98	19.6	42	0	0	0	0.0	0	0
at Atl 1/1/17	L	1/1	3	19	6.3	12	0	0	0	0.0	0	0
<b>Totals</b>	<b>7-9</b>	<b>16/12</b>	<b>78</b>	<b>1,173</b>	<b>15.0</b>	<b>98t</b>	<b>8</b>	<b>6</b>	<b>30</b>	<b>5.0</b>	<b>11</b>	<b>0</b>

## 2014 New Orleans Saints

Game	W/L	P/S	Receiving				Rushing					
			No.	Yds	Avg.	Lg	TD	Att.	Yds	Avg.	Lg	TD
at Atl 9/7	L	1/0	7	77	11.0	32	1	1	18	18.0	18	0
at Cle 9/14	L	1/1	3	17	5.7	13	0	2	31	15.5	28	0
Min 9/21	W	1/1	8	74	9.3	19	0	0	0	0.0	0	0
at Dal 9/28	L	1/1	5	31	6.2	12	0	0	0	0.0	0	0
TB 10/5	W	1/1	9	56	6.2	16	0	2	15	7.5	12	0
at Det 10/19	L	1/1	2	23	11.5	14	0	0	0	0.0	0	0
GB 10/26	W	1/1	6	94	15.7	50t	1	1	4	4.0	4t	1
at Car 10/30	W	1/1	3	38	12.7	18	0	0	0	0.0	0	0
SF 11/9	L	1/0	5	90	18.0	40	1	0	0	0.0	0	0
Cin 11/16	L	1/0	5	50	10.0	14	0	1	5	5.0	0	0
Bal 11/24	L											
<b>Totals</b>	<b>7-9</b>	<b>10/7</b>	<b>53</b>	<b>550</b>	<b>10.4</b>	<b>50t</b>	<b>3</b>	<b>7</b>	<b>73</b>	<b>10.4</b>	<b>28</b>	<b>1</b>

Placed in Injured Reserve (11/18/14)



# 64 JAMIL DEMBY

Offensive Line // Maine // Vineland, N.J.

Ht./Wt.: 6-5/321

NFL Exp.: 1st (2nd Rams)

GP/GS, (Playoffs): 1/0, (0/0)

Birth Date: 6/20/1996

Acquired: D6B-2018 (No. 192)

**TRANSACTIONS:** Signed to the Rams active roster from the Lions practice squad (12/12/18)...added to Detroit's practice squad (9/20/18)...waived by the Lions (9/18/18)...acquired by the Detroit Lions off waivers (9/11/18)...waived by the Rams (9/8/18)...selected by the Los Angeles Rams in the sixth round (192nd overall) of the 2018 NFL Draft (4/28/18).

**PRO:** Originally drafted by the Los Angeles Rams in the 2018 NFL Draft...spent time with the Lions on the practice squad and active roster before signing from Detroit's practice squad to the Rams active roster for the final weeks of the 2018 season and Super Bowl run.

**2019 SEASON:** Made his NFL Debut Week 1 at Carolina...**at Carolina (9/8):** Made NFL debut, played seven special teams snaps.

**2018 SEASON:** Spent Weeks 1-12 with the Detroit Lions...rejoined the Rams (12/12/18) and was declared inactive Weeks 14-17 and all three postseason games.

**COLLEGE:** A member of the Black Bear offensive line that helped the offense average 24.6 points per game as a senior in 2017...Maine ball carriers averaged 4.5 yards per attempt with Demby providing blocks...in 2016, as a junior, received All-CAA Third

Team honors...named a team captain...voted Maine Offensive Lineman of the Year...started all 10 games he appeared in...helped lead an offensive line which tied for fourth-fewest sacks allowed (14) in the CAA...as a sophomore in 2015, started 10 games...led an offensive line which tied for fourth in sacks allowed (18), down 23 from the prior season...named to CAA All-Academic team...in 2014, as a freshman, started 10 games at left tackle...played a large part in building Maine's run game which produced 100-plus yard rushers in two of its final three games...named a Maine Scholar-Athlete Rising Star...received CAA All-Academic Team honors.

**PERSONAL:** As a prep, named First-Team All-South Jersey...voted First-Team All-Conference...named First-Team Atlantic City Press All-Star...won "King Scholar of the Year" award...graduated Summa Cum Laude...son of Jasmine and Shane Demby...majored in kinesiology/physical education at Maine.

#### Demby's Career Games/Starts:

Year	Teams	GP/GS
2019	Los Angeles Rams	1/0
<b>Totals</b>		<b>1/0</b>



# 99 AARON DONALD

Defensive Tackle // Pittsburgh // Pittsburgh, Pa.

Ht./Wt.: 6-1/280

NFL Exp.: 6th (6th Rams)

GP/GS, (Playoffs): 79/75, (4/4)

Birth Date: 5/23/1991

Acquired: D1B-2014 (No. 13)

**TRANSACTIONS:** Selected by the Rams in the first round (13th overall) of the 2014 NFL Draft (5/8/14).



Donald was named the 2017 and 2018 DPOY

**PRO:** Earned All-Pro and PFWA All-NFL Team honors in 2015, '16, '17 and '18... started 75-of-79 career games on the defensive line...became the first Rams defender to be named Associated Press Defensive Player of the Year following the 2017 season...became only the third player in NFL history to be named back-to-back defensive player of the year after earning the award following the 2018 season...collected 330 career tackles (224 solo), with 59.5 sacks and 13 forced fumbles...recipient of the club's Daniel F. Reeves Memorial Award as the Rams' Most Valuable Player in 2016...named to

five-consecutive Pro Bowls in his first five seasons (2015-18)... became the third Rams defensive tackle to be selected to three or more consecutive Pro Bowls...turned in one of the best defensive seasons in NFL history in 2018, finishing with 20.5 sacks, the most ever by a defensive tackle...in 2017, led the Rams with 11.0 sacks, 27 quarterback hits and five forced fumbles...in 2016, led the Rams with 8.0 sacks and finished second among Rams defensive linemen with 62 tackles...in 2015, notched 11.0 sacks which led the NFL at the defensive tackle position...also had a team-high 49 quarterback pressures and 29 hits on the quarterback...in 2014, posted 9.0 sacks, which led all rookies and are the most ever by a Rams' rookie...was first Rams rookie selected to the Pro Bowl since RB Jerome Bettis in 1993...also named PFWA Defensive Rookie of the Year...established a single-season franchise-record 20.5 sacks during the 2018 season.

**2019 SEASON:** Started his 75th career game in a Week 1 contest at Carolina...**at Carolina (9/8):** Started at defensive tackle...played 56 defensive snaps (84 percent)...recorded one solo tackle and one quarterback hit.

**2018 SEASON:** Earned fifth-consecutive Pro Bowl berth...named AP DPOY for the second-consecutive season...was the only player unanimously voted as an AP First Team All-Pro...started all 16 games at defensive tackle...finished with a league-leading, franchise-best and career-best 20.5 sacks...broke the league record for most defensive sack yards in a season with 183.5 yards...led the team with 41 quarterback hits...tallied



Donald earned NFL All-Pro Honors in '15, '16, '17 & '18

59 tackles (41 solo) and 25 tackles for loss...earned team MVP voted on by his teammates...was named DPOW in Week 7 and Week 16 and DPOM in October...**vs. Arizona (9/16):** Recorded four tackles (one solo)...**vs. Chargers (9/23):** Started and recorded two tackles (one solo)...**vs. Minnesota (9/27):** Started and posted his first sacks of the 2018 season, his eighth-career multi-sack game...added five tackles (three solo) and four QB hits...**at Seattle (10/7):** Started and recorded two total tackles (one solo)...posted his third sack of the season, the 42nd of his



career, Donald passed Grant Wistrom (41.5) for seventh place on the Rams all-time sacks list...the sack resulted in a seven-yard loss...**at Denver (10/14):** Started at defensive tackle...recorded sack number 4.0 on the season...added three tackles (two solo)... recorded two quarterback hits...**at San Francisco (10/21):** Started at defensive tackle...recorded a career-high 4.0 sacks resulting in 29 yards lost...finished with nine tackles (eight solo)...added six tackles for loss...five QB hits...forced and recovered one fumble...**vs. Green Bay (10/28):** Started at defensive tackle... recorded three total tackles (two solo)...tallied 2.0 sacks resulting in 12 yards lost...hit Packers QB Aaron Rodgers four times...fifth-straight game with at least 1.0 sack...matched a career-best five-game sack streak...**at New Orleans (11/4):** Started at defensive tackle...recorded one solo tackle, a tackle for loss...posted four hits on Saints QB Drew Brees...added one pass defended... recovered one fumble...**vs. Seattle (11/11):** Finished with four tackles (three solo)...posted his fourth multi-sack game, finishing with 2.5 sacks...established a new career-best 12.5 sacks in only 10 games...passed former DT D'Marco Farr (11.5 in 1995) for the most sacks by a Rams DT in a single season...**vs. Kansas City (11/19):** Recorded four total tackles (two solo) and 2.0 sacks increasing his season total to 14.5...both sacks were strip-sacks of Chiefs QB Patrick Mahomes...**at Detroit (12/2):** Started at defensive tackle...added 2.0 sacks, his third-straight game with at least 2.0 sacks...forced one fumble...added five solo tackles and four QB hits...passed Chris Long for fifth place on the Rams all-time sack leaders list...**at Chicago (12/9):** Started at defensive tackle...recorded two tackles (one solo)...added one quarterback hit...**vs. Philadelphia (12/16):** Started at defensive tackle and played all 64 defensive snaps...recorded two tackles (one solo)...**vs. Arizona (12/23):** Started at defensive tackle...recorded seven tackles (five solo)...added 3.0 sacks, establishing a new franchise single-season sack record (19.5)...finished with four tackles for loss...**vs. San Francisco (12/30):** Started at defensive tackle... recorded a franchise-best 20.5th sack of the season...finished with 183.5 sack yards on the season, the most by any defensive player in NFL history...finished with four solo tackles, including 1.0 sack and one tackle for loss...added three quarterback hits...**Divisional Round vs. Dallas (1/12/19):** Started at defensive tackle and played all 58 defensive snaps...recorded two solo



tackles, including one tackle for loss...**Championship Round at New Orleans (1/20/19)**: Started at defensive tackle...recorded two solo stops, both were tackles for loss...added three QB hits...**Super Bowl LIII (2/3/19)**: Started at defensive tackle...recorded five tackles (one solo)...added one quarterback hit.

**2017 SEASON**: Earned fourth-consecutive Pro Bowl berth...named AP DPOY...started in all 14 regular season game and one postseason contest he played in...finished the regular season with team-highs in sacks (11.0), quarterback hits (27) and forced fumbles (five)...recorded 52 tackles (31 solo)...led the NFL in sacks (11.0) among interior linemen...his five forced fumbles is a career-high and his 11.0 sacks tied his career-high for a single season, despite only playing in 14 games...**at San Francisco (9/21)**: Recorded three tackles (two solo), including one for loss, two quarterback hits and a game-clinching sack...**vs. Seattle (10/8)**: Registered six tackles (three solo), including two for a loss...also recorded three quarterback hits...**vs. Arizona (10/22)**: Recorded three tackles (two solo), including two for a loss...picked up a sack and two quarterback hits...**at New York Giants (11/5)**: Collected five tackles (three solo)...notched one sack, forced a fumble and recovered a fumble...added one quarterback hit and one pass defended...**vs. Houston (11/12)**: Registered four tackles (two solo), including one for loss...added one strip sack, making him the first Ram to force a fumble during the first drive of the game in back-to-back games...also had one quarterback hit and one pass defended...**vs. New Orleans (11/26)**: Notched five tackles (three solo), including two for loss...added one sack and one quarterback hit...**at Arizona (12/3)**: Registered 2.0 sacks, marked his sixth multi-sack game of his career...also recorded four tackles (three solo), including two for loss...added two quarterback hits...**at Seattle (12/17)**: Tallied five tackles (four solo), including two for loss...recorded a team-high three sacks, tying his career high in a single game...added four quarterback hits and one forced fumble...**at Tennessee (12/24)**: Registered two tackles and forced a fumble...**Wild Card vs. Atlanta (1/6/18)**: Made first career postseason start at defensive tackle...recorded five tackles (four solo), including one for a loss...registered one quarterback hit and split a sack.

**2016 SEASON**: Named to his third-consecutive Pro Bowl after starting all 16 games...was the recipient of the club's Daniel F. Reeves Memorial Award as the Rams' Most Valuable Player...one of two defensive captains, as voted on by his teammates...finished the season with 62 tackles and 8.0 sacks...had career-highs in passes defended (six) and forced fumbles (two)...**vs. Seattle (9/18)**: Recorded five total tackles (four solo)...compiled three quarterback pressures and four quarterback hits...**at Arizona (10/2)**: Registered five tackles (three solo)...registered his first sack of the season and added a forced fumble on the play...also split a sack with DE Eugene Sims...named NFC Defensive Player of the Week...**at Detroit (10/16)**: Registered two tackles (three solo)...notched one sack for five yards, moved into the top-15 in Rams history with his 23rd career sack...added four quarterback pressures and two quarterback hits on the day...**vs. Carolina (11/6)**: Registered two total tackles...added a season-high two sacks for a loss of 19 yards...pressured Panthers QB Cam Newton six times...led all defensive tackles in sacks through nine weeks...**at New Orleans (11/27)**: Notched three solo tackles (three solo)...added one sack for a loss of eight yards, while forcing a QB Drew Brees fumble...also recorded three quarterback pressures and one quarterback hit...**vs. Atlanta (12/11)**: Registered three tackles (two solo)...sacked QB Matt Ryan for a loss of six yards...added one quarterback hit and one quarterback pressure...**vs. San Francisco (12/24)**: Notched a season-high seven tackles (six solo)...sacked QB Colin Kaepernick for a loss of three yards...added a season-high six quarterback pressures and three quarterback hits.

**2015 SEASON**: Started 16 games at defensive tackle...earned second consecutive Pro Bowl berth...notched 11.0 sacks to set a new single season-high and earn the team lead in the category...the mark also led the NFL at the defensive tackle position... also had a team-high 49 quarterback pressures and 29 hits on the quarterback...recorded a personal-best 85 tackles on the season (60 solo)...voted Rams' MVP by teammates... **vs. Seattle (9/13)**: Sacked QB Russell Wilson two times to bump his career sack total to 11...marked his first multi-sack game of his career... added 11 tackles to establish a new career-high...earned NFC Defensive Player of the Week honors...**at Washington (9/20)**: Split a sack on QB Kirk Cousins with DE Chris Long...tallied five tackles (four tackles)...**vs. Pittsburgh (9/27)**: Sacked Steelers

QB Ben Roethlisberger for an 8-yard loss...registered six tackles (four solo)...**vs. Cleveland (10/25)**: Compiled 1.0 sack, two solo tackles, three quarterback hits and two forced fumbles...**vs. Chicago (11/15)**: Split a sack with DE Williams Hayes on Bears QB Jay Cutler for a nine yard loss...added a solo sack on Cutler marked his second career multi-sack game...also notched five tackles (four solo) and one quarterback hit and pressure...**at Baltimore (11/22)**: Sacked Ravens QB Joe Flacco for a seven yard loss...registered 10 tackles (eight solo), five quarterback pressures and one hit on the quarterback...**vs. Arizona (12/6)**: Sacked Arizona QB Carson Palmer...also had seven tackles (six solo), two quarterback pressures and five quarterback hits...**vs. Detroit (12/13)**: Notched a career-high 3.0 sacks on QB Matt Stafford...marked his third career multi-sack game, and first 3.0 sack game...also registered two solo tackles and three quarterback hits...**vs. Tampa Bay (12/17)**: Started at defensive tackle...recorded six tackles (four solo)...also had two quarterback pressures and three hits...**at Seattle (12/27)**: Recorded seven tackles (four solo)...also registered nine quarterback pressures and three hits on the quarterback.

**2014 SEASON**: Finished the season with 72 tackles (49 solo), 9.0 sacks and 38 quarterback pressures...from weeks 10-15, he had a sack in five straight games...also posted a team-high 17 tackles for loss on the season and coaches credited him with 32 quarterback pressures and 12 quarterback hits...his 9.0 sacks are the most ever by a Rams rookie regardless of position...**vs. Minnesota (9/7)**: Made his NFL debut...recorded six tackles (five solo)...**at Tampa Bay (9/14)**: Saw action on defense and special teams...recorded six tackles (five solo)...recorded his first career sack...**vs. San Francisco (10/13)**: Made his first career start at defensive tackle...tallied seven tackles (five solo)...**vs. Seattle (10/16)**: Started at defensive tackle...notched six solo tackles and 1.0 sack...**at Kansas City (10/26)**: Started at defensive tackle...tallied three solo tackles and one forced fumble...**at San Francisco (11/2)**: Started at defensive tackle...registered one solo tackle and 1.0 sack...**vs. Denver (11/16)**: Started at defensive tackle...registered two solo tackles and 1.0 sack...**at San Diego (11/23)**: Started at defensive tackle...notched seven tackles (four solo) and 1.0 sack...**vs. Oakland (11/30)**: Started at defensive tackle...tallied five tackles (three solo) and 1.0 sack...**at Washington (12/7)**: Started at defensive tackle...notched five tackles (two solo) and 1.0 sack...**vs. Arizona (12/11)**: Recorded his 10th career start at defensive tackle...registered six tackles (two solo) and 1.0 sack...**at Seattle (12/28)**: Started at defensive tackle...posted seven tackles (four solo) and 1.0 sack...led all rookies with 9.0 sacks.

**COLLEGE**: Recipient of the Bronko Nagurski Trophy (nation's most outstanding defensive player), Chuck Bednarik (defensive player of the year), Outland Trophy (nation's best offensive or defensive interior lineman) and Rotary Lombardi Award (nation's most outstanding lineman or linebacker)...also named Athlon Sports National Defensive Player of the Year, CBSSports.com National Defensive Player of the Year and Lindy's Sports National Defensive Player of the Year...named All-American first-team by The NFL Draft Report, American Football Coaches Association, Associated Press, Athlon Sports, ESPN.com, Football Writers Association of America, Lindy's Sports, SI.com, Sporting News, USA Today and Walter Camp Football Foundation...was also the recipient of the Atlantic Coast Conference Defensive Player of the Year Award by the league's coaches, media and Athlon Sports... added All-ACC First-Team honors...earned unanimous first-team All-American status, he became the first Pitt defensive player to accomplish that feat since legendary defensive end Hugh Green in 1980...started 30-of-51 games at Pittsburgh - 25 at strong-side defensive tackle and five at strong-side defensive end...recorded 181 tackles (115 solos) with 29.5 sacks for minus 200 yards, 66.0 stops for losses totaling 315 yards, 43 quarterback pressures, 11 pass deflections and six forced fumbles...ranks fourth in NCAA FBS history with his 66.0 tackles-for-loss...his 29.5 sacks and 28 solo sacks both ranked third among active players, as his lost yardage via sacks (200) placed fourth...his 66 tackles-for-loss are the most by a Panther since the NCAA began recognizing that category in 1999... in 2013, earned Player of the Week honors for his performance vs. Virginia from the Bednarik Award and Athlon Sports...received National Player of the Week from the Bednarik Award vs. Georgia Tech and was also named ACC Player of the Week for that effort...closed out the regular schedule with Lott IMPACT Player of the Week and Walter Camp National Defensive Player of the Week recognition for the Syracuse clash...in 2012,

earned third-team All-American honors from The NFL Draft Report after he led the team with 5.5 sacks for minus 36 yards, 18.5 stops for losses of 78 yards and eleven quarterback pressures...in 2011, received All-Big East Conference second-team honors from the league's coaches...played in all thirteen games as a reserve defensive tackle in 2010.

**PERSONAL:** Attended Penn Hills (Pa.) High School, playing football for head coach Ron Graham...selected first team All-State Class AAAA by the Pennsylvania Sports Writers Association each of his final two seasons...The Pennsylvania Football News All-Class AAAA, Pittsburgh Post-Gazette WPIAL Class AAAA Player of the Year, Pittsburgh Post-Gazette "Fabulous 22" and Pittsburgh Tribune-Review "Terrific 25" choice compiled 63 tackles, including fifteen for loss and eleven sacks as a senior...also started at

offensive guard and was a three-year starter on both sides of the ball...the Indians advanced to the WPIAL Class AAAA playoffs in each of Donald's three years as a starter...selected to play in the Big 33 Football Classic and was rated one of the country's top 25 defensive tackles by Scout.com...majored in Communications...son of Anita Goggins and Archie Donald...his brother, Archie, played linebacker at Toledo...his sister, Akita, is a dentist and graduated from Carlow College Masters program...resides in Penn Hills, Pennsylvania...participated in numerous community events, including the 6th Annual Playground Build at Marygrove, United Way Kickoff to Charity Luncheon, St. Louis Rams Training Academy Youth Camp and the All-Community Team Ticket Program - Donald's Drop Squad.

## AARON DONALD NFL STATISTICS



### REGULAR SEASON

Year	Team	G/S	Tackles			Sacks	Yards	Interceptions			TD	PD	Fumbles		
			Total	Solo	Asst.			Int.	Yards	Long			FF	FR	Yards
2014	St. Louis Rams	16/12	72	49	23	9.0	60.0	0	0	0	0	0	2	0	0
2015	St. Louis Rams	16/16	85	60	25	11.0	59.5	0	0	0	0	0	0	1	0
2016	Los Angeles Rams	16/16	62	43	19	8.0	54.0	0	0	0	0	6	2	0	0
2017	Los Angeles Rams	14/14	52	31	21	11.0	95.0	0	0	0	0	2	5	1	0
2018	Los Angeles Rams	16/16	59	41	18	20.5	183.5	0	0	0	0	1	4	2	0
2019	Los Angeles Rams	1/1	1	1	0	0.0	0.0	0	0	0	0	0	0	0	0
<b>Totals</b>		<b>79/75</b>	<b>331</b>	<b>225</b>	<b>106</b>	<b>59.5</b>	<b>460.0</b>	<b>0</b>	<b>0</b>	<b>0</b>	<b>0</b>	<b>9</b>	<b>13</b>	<b>4</b>	<b>0</b>

### POSTSEASON

Year	Team	G/S	Tackles			Sacks	Yards	Interceptions			TD	PD	Fumbles		
			Total	Solo	Asst.			Int.	Yards	Long			FF	FR	Yards
2017	Los Angeles Rams	1/1	5	4	1	0.5	3.5	0	0	0	0	0	0	0	0
2018	Los Angeles Rams	3/3	9	5	4	0.0	0.0	0	0	0	0	0	0	0	0
<b>Totals</b>		<b>4/4</b>	<b>14</b>	<b>9</b>	<b>5</b>	<b>0.5</b>	<b>3.5</b>	<b>0</b>	<b>0</b>	<b>0</b>	<b>0</b>	<b>0</b>	<b>0</b>	<b>0</b>	<b>0</b>

#### Regular Season Single Game Career Highs:

Total Tackles – 11, vs. Seattle (9/13/15)  
Solo Tackles – 8, twice - last, at San Francisco (10/21/18)  
Sacks – 4.0, at San Francisco (10/21/18)

#### Postseason Single Game Career Highs:

Total Tackles – 5, twice- last, vs. New England (2/3/19 Super Bowl LIII)  
Solo Tackles – 4, vs. Atlanta (1/6/18 NFC Wild Card)  
Sacks – 0.5, vs. Atlanta (1/6/18 NFC Wild Card)





# 50 SAMSON EBUKAM

OLB // Eastern Washington // Portland, Ore.

Ht./Wt.: 6-3/245

NFL Exp.: 3rd (3rd Rams)

GP/GS, (Playoffs): 33/16, (4/2)

Birth Date: 5/9/1995

Acquired: D4B-2017 (No. 125)

**TRANSACTIONS:** Selected by the Rams in the fourth round (125th overall) of the 2017 NFL Draft (4/30/17).

**PRO:** Third-year pro, played in all 32 regular season and four postseason contests...started 16 regular season games and two playoff contests...tallied 5.0 sacks, forced four fumbles and one interception in regular season action...became the first player with a sack, interception, and multiple touchdowns in a single game since sacks became an official stat in 1982 in Week 11 win over Kansas City.

**2019 SEASON:** Third-year player, a major contributor on the Rams defensive front-seven rotation...**at Carolina (9/8):** Played 33 defensive snaps (49 percent)...recorded one solo tackle...added one forced fumble and one fumble recovery...marked his fifth-career forced fumble and third-career fumble recovery.

**2018 SEASON:** Played in 16 games with 14 starts...finished with a career-high 39 tackles (24 solo) and 3.0 sacks...had one interception returned for a touchdown and one fumble recovered for a touchdown in the same game...recovered a total of two fumbles, while forcing three...**at Oakland (9/10):** Started at outside linebacker...recorded four tackles (three solo)...posted three tackles for loss...**vs. Arizona (9/16):** Started at outside linebacker...recorded one solo tackle and 1.0 sack, his first of the season and third of his career...**vs. Chargers (9/23):** Started and recorded one assisted tackle...added one quarterback hit...**vs. Minnesota (9/27):** Started and recorded two tackles (one solo)...**at Seattle (10/7):** Started and recorded four total tackles (two solo) on defense...added one special teams tackle...**at Denver (10/14):** Started at outside linebacker...recorded two tackles (one solo)...forced one fumble, his second-career forced fumble...**at San Francisco (10/21):** Started at outside linebacker...recorded three solo tackles...added his second sack of the season, bringing his career total to 4.0...forced one fumble, his second of the season...**vs. Green Bay (10/28):** Started at outside linebacker...recorded four tackles (two solo)...**at New Orleans (11/4):** Started at outside linebacker...recorded two solo tackles...forced one fumble...**vs. Seattle (11/11):** Started at outside linebacker...finished with three tackles (two solo)...**vs. Kansas City (11/19):** Recorded three total tackles (two solo), recorded 1.0 sack, one fumble recovery and one pick-six...the first player since 1982 to record all of those stats in a single game...added a touchdown on a fumble recovery...**at Detroit (12/2):** Started at outside linebacker...recorded two solo tackles...recovered one fumble...**at Chicago (12/9):** Started at outside linebacker...recorded two solo tackles...**vs. Philadelphia (12/16):** Played 41 defensive and 14 special teams snaps...recorded three assisted tackles on defense...**vs. Arizona (12/23):** Started at outside linebacker...played 20 defensive snaps and seven special teams snaps...did not record any stats...**vs. San Francisco (12/30):** Started at outside linebacker...recorded three tackles (one solo)...**Divisional Round vs. Dallas (1/12/19):**

Earned first-career playoff start in his second-career postseason appearance...recorded two solo tackles, including one tackle for loss...posted one pass defended...**Championship Round at New Orleans (1/20/19):** Played on defense and special teams...recorded three total tackles (two solo)...forced one fumble...**Super Bowl LIII (2/3/19):** Started at outside linebacker...recorded three solo tackles...added one special teams tackle.

**2017 SEASON:** Played in all 16 games and made two starts...finished the regular season with 38 tackles (18 solo), 2.0 sacks and one forced fumble...finished the regular season tied for the team lead in special teams tackles with eight...**vs. Indianapolis (9/10):** Played on defense and special teams...notched four tackles (three solo) on defense...added one special teams tackle...**at New York Giants (11/5):** Saw action on defense and special teams...collected three tackles (two solo)...**vs. Houston (11/12):** Saw action on defense and special teams...earned his first-career sack on Texans QB Tom Savage and caused him to fumble...also had one solo tackle and one hit on the quarterback...**vs. New Orleans (11/26):** Saw action at outside linebacker...recorded two tackles (one solo), including one for loss...added 1.0 sack...**at Arizona (12/3):** Made his first-career start at outside linebacker...notched a season-high seven tackles (three solo)...**vs. Philadelphia (12/10):** Saw action on defense and on special teams...tallied seven tackles (three solo)...**vs. San Francisco (12/31):** Started at outside linebacker...notched three tackles (two solo)...**Wild Card vs. Atlanta (1/6/18):** Saw action on defense and on special teams...registered one tackle.

**COLLEGE:** Played in 53 games, started 38...had 24.0 sacks in his career to rank sixth in school history...finished with 188 career tackles...one-of-six Eagle co-captains for the 2016 season...received Second-Team All-Big Sky honors in both 2014 and 2015, and first team accolades in 2016...was a Second Team Freshman All-America selection in 2013, in addition, to earning Big Sky All-Academic honors...his 38 career starts were the second-most among defensive players behind linebacker Miquiyah Zamora (45)...played in eight career playoff games and had 23 tackles with 4.5 sacks, an interception, a forced fumble and a fumble recovery...in his four seasons playing for Eastern, the Eagles won 41 games overall and were 28-4 in the Big Sky Conference.

**PERSONAL:** Name pronounced "eh-BOO-kahm"...graduated from David Douglas High School in 2013...was selected to the All-Mount Hood Conference First Team as a defensive lineman and honorable mention as a tight end...was a two-way starter for the Scots and also played fullback, as a senior in 2012...also competed in basketball and track and field...placed second as a senior in both the javelin (school-record 205-6) and the shot put (personal-best 55-2 1/2) at the State 6A Track Championships...was third at state in the javelin as a sophomore.

# SAMSON EBUKAM NFL STATISTICS



## REGULAR SEASON

Year	Team	Tackles				Interceptions						Fumbles			
		G/S	Total	Solo	Asst.	Sacks	Yards	Int.	Yards	Long	TD	PD	FF	FR	Yards
2017	Los Angeles Rams	16/2	38	18	20	2.0	21.0	0	0	0	0	0	1	0	0
2018	Los Angeles Rams	16/14	39	24	15	3.0	11.0	1	25	25t	1	1	3	2	11t
2019	Los Angeles Rams	1/0	1	1	0	0.0	0.0	0	0	0	0	0	1	1	0
<b>Totals</b>		<b>33/16</b>	<b>77</b>	<b>42</b>	<b>35</b>	<b>5.0</b>	<b>32.0</b>	<b>1</b>	<b>25</b>	<b>25t</b>	<b>1</b>	<b>1</b>	<b>5</b>	<b>3</b>	<b>11t</b>

## POSTSEASON

Year	Team	Tackles				Interceptions						Fumbles			
		G/S	Total	Solo	Asst.	Sacks	Yards	Int.	Yards	Long	TD	PD	FF	FR	Yards
2017	Los Angeles Rams	1/0	1	1	0	0.0	0.0	0	0	0	0	0	0	0	0
2018	Los Angeles Rams	3/2	8	7	1	0.0	0.0	0	0	0	0	1	1	0	0
<b>Totals</b>		<b>4/2</b>	<b>9</b>	<b>8</b>	<b>1</b>	<b>0.0</b>	<b>0.0</b>	<b>0</b>	<b>0</b>	<b>0</b>	<b>0</b>	<b>1</b>	<b>1</b>	<b>0</b>	<b>0</b>

Additional Career Statistics: Special Teams Tackles: 2018 regular season (1) 2018 postseason (1), 2017 (8).

# SAMSON EBUKAM GAME-BY-GAME



### 2019 Los Angeles Rams

Game	W/L	P/S	T	S	A	Sk	Yds	Int	Yds	Lg	TD	PD	FF	FR	Yds
at Car 9/8	W	1/0	1	1	0	0.0	0.0	0	0	0	0	0	1	1	0
NO 9/15															
at Cle 9/22															
TB 9/29															
at Sea 10/3															
SF 10/13															
at Atl 10/20															
Cin 10/27															
at Pit 11/10															
Chi 11/17															
Bal 11/25															
at Ari 12/1															
Sea 12/8															
at Dal 12/15															
at SF TBD															
Ari 12/29															
<b>Totals</b>	<b>1-0</b>	<b>1/0</b>	<b>1</b>	<b>1</b>	<b>0</b>	<b>0.0</b>	<b>0.0</b>	<b>0</b>	<b>0</b>	<b>0</b>	<b>0</b>	<b>0</b>	<b>1</b>	<b>1</b>	<b>0</b>

### 2018 Los Angeles Rams

Game	W/L	P/S	T	S	A	Sk	Yds	Int	Yds	Lg	TD	PD	FF	FR	Yds
at Oak 9/10	W	1/1	4	3	1	0.0	0.0	0	0	0	0	0	0	0	0
Ari 9/16	W	1/1	1	1	0	1.0	7.0	0	0	0	0	0	0	0	0
LAC 9/23	W	1/1	1	0	1	0.0	0.0	0	0	0	0	0	0	0	0
Min 9/27	W	1/1	2	1	1	0.0	0.0	0	0	0	0	0	0	0	0
at Sea 10/7	W	1/1	4	2	2	0.0	0.0	0	0	0	0	0	0	0	0
at Den10/14	W	1/1	2	1	1	0.0	0.0	0	0	0	0	0	0	1	0
at SF 10/21	W	1/1	3	3	0	1.0	1.0	0	0	0	0	0	0	1	0
GB 10/28	W	1/1	4	2	2	0.0	0.0	0	0	0	0	0	0	0	0
at NO 11/4	L	1/1	2	2	0	0.0	0.0	0	0	0	0	0	0	1	0
Sea 11/11	W	1/1	3	2	1	0.0	0.0	0	0	0	0	0	0	0	0
KC 11/19	W	1/0	3	2	1	1.0	3.0	1	25	25t	1	1	1	0	11t
at Det 12/2	W	1/1	2	2	0	0.0	0.0	0	0	0	0	0	0	0	1
at Chi 12/9	L	1/1	2	2	0	0.0	0.0	0	0	0	0	0	0	0	0
Phi 12/16	L	1/0	3	0	3	0.0	0.0	0	0	0	0	0	0	0	0
at Ari 12/23	W	1/1	0	0	0	0.0	0.0	0	0	0	0	0	0	0	0
SF 12/30	W	1/1	3	1	2	0.0	0.0	0	0	0	0	0	0	0	0
<b>Totals</b>	<b>13-3</b>	<b>16/14</b>	<b>39</b>	<b>24</b>	<b>15</b>	<b>3.0</b>	<b>11.0</b>	<b>1</b>	<b>25</b>	<b>25t</b>	<b>1</b>	<b>1</b>	<b>3</b>	<b>2</b>	<b>11t</b>

### 2018 Postseason

Dal 1/12/19 *	W	1/1	2	2	0	0.0	0.0	0	0	0	0	1	0	0	0
at No 1/20/19 ^	W	1/0	3	2	1	0.0	0.0	0	0	0	0	0	1	0	0
NE 2/3/19 !	L	1/1	3	3	0	0.0	0.0	0	0	0	0	0	0	0	0
<b>Totals</b>	<b>2-1</b>	<b>3/2</b>	<b>8</b>	<b>7</b>	<b>1</b>	<b>0.0</b>	<b>0.0</b>	<b>0</b>	<b>0</b>	<b>0</b>	<b>0</b>	<b>1</b>	<b>1</b>	<b>0</b>	<b>0</b>

\* Denotes NFC Divisional Playoff Game, ^ Denotes NFC Championship, ! Denotes Super Bowl LIII

### 2017 Los Angeles Rams

Game	W/L	P/S	T	S	A	Sk	Yds	Int	Yds	Lg	TD	PD	FF	FR	Yds
Ind 9/10	W	1/0	4	1	3	0.0	0.0	0	0	0	0	0	0	0	0
Was 9/17	L	1/0	1	1	0	0.0	0.0	0	0	0	0	0	0	0	0
at SF 9/21	W	1/0	3	0	3	0.0	0.0	0	0	0	0	0	0	0	0
at Dal 10/1	W	1/0	1	0	1	0.0	0.0	0	0	0	0	0	0	0	0
Sea 10/8	L	1/0	0	0	0	0.0	0.0	0	0	0	0	0	0	0	0
at Jax 10/15	W	1/0	2	2	0	0.0	0.0	0	0	0	0	0	0	0	0
Ari 10/22	W	1/0	1	0	1	0.0	0.0	0	0	0	0	0	0	0	0
at NYG 11/5	W	1/0	3	2	1	0.0	0.0	0	0	0	0	0	0	0	0
Hou 11/12	W	1/0	1	1	0	1.0	10.0	0	0	0	0	1	0	0	0
at Min 11/19	L	1/0	2	2	0	0.0	0.0	0	0	0	0	0	0	0	0
NO 11/26	W	1/0	2	1	1	1.0	11.0	0	0	0	0	0	0	0	0
at Ari 12/3	W	1/0	7	3	4	0.0	0.0	0	0	0	0	0	0	0	0
Phi 12/10	L	1/0	7	3	4	0.0	0.0	0	0	0	0	0	0	0	0
at Sea 12/17	W	1/0	1	0	1	0.0	0.0	0	0	0	0	0	0	0	0
at Ten 12/24	W	1/0	0	0	0	0.0	0.0	0	0	0	0	0	0	0	0
SF 12/31	L	1/1	3	2	1	0.0	0.0	0	0	0	0	0	0	0	0
<b>Totals</b>	<b>11-5</b>	<b>16/2</b>	<b>38</b>	<b>18</b>	<b>20</b>	<b>2.0</b>	<b>21.0</b>	<b>0</b>	<b>0</b>	<b>0</b>	<b>0</b>	<b>0</b>	<b>1</b>	<b>0</b>	<b>0</b>

### 2017 Postseason

Atl 1/6/18*	L	1/0	1	1	0	0.0	0.0	0	0	0	0	0	0	0	0
<b>Totals</b>	<b>0-1</b>	<b>1/0</b>	<b>1</b>	<b>1</b>	<b>0</b>	<b>0.0</b>	<b>0.0</b>	<b>0</b>	<b>0</b>	<b>0</b>	<b>0</b>	<b>0</b>	<b>0</b>	<b>0</b>	<b>0</b>

\* Denotes NFC Wild Card Playoff Game



# 73 DAVID EDWARDS

Tackle // Wisconsin // Downers Grove, Ill.

Ht./Wt.: 6-6/308

NFL Exp.: Rookie

GP/GS, (Playoffs): 1/0, (0/0)

Birth Date: 3/20/1997

Acquired: D5-2019 (No. 169)

**TRANSACTIONS:** Selected by the Rams in the fifth round (169th overall) of the 2019 NFL Draft (4/27/18).

**2019 SEASON:** Made his NFL debut on special teams in a Week 1 win at Carolina...**at Carolina (9/8):** Played seven special teams snaps.

**COLLEGE:** Played in 37 games, with 31 starts at right tackle at Wisconsin...former high school quarterback began career at UW as a tight end before moving to offensive line prior to start of training camp in 2016...elected to forgo senior season and declare for 2019 NFL Draft...earned third letter after starting 10 games at right tackle as a junior in 2018...missed final three games of season due to injury...key cog in Badger rushing attack that led the Big Ten and ranked No. 6 nationally, averaging 273.4 yards per game...helped Badgers average 6.2 yards per rushing attempt, the fourth-best mark nationally...as a sophomore in 2017, started all 14 games at right tackle...earned second letter...helped pave the way for RB Jonathan Taylor as he set FBS freshman rushing record with 1,977 yards...as an offensive line

unit, allowed just 1.5 sacks per game, which led the Big Ten... Badgers finished the 2017 season ranked second in Big Ten in rushing offense (222.9 yards per game) and third in total offense (415.0 ypg)...earned first letter after playing in 13 games with seven starts at right tackle as a redshirt freshman in 2016...part of an offensive line that helped Badgers rush for 203.1 yards per game...redshirted as a true freshman in 2015.

**PERSONAL:** Served as a volunteer coach and food pantry helper...majored in finance, investment and banking...parents are David and Pamela Edwards...father played football at Indiana... cousin, Garrett Edwards, played football at Illinois...great uncle, Ron Leoni, also played football at Illinois.

#### Edwards' Career Games/Starts:

Year	Teams	GP/GS
2019	Los Angeles Rams	1/0
<b>Totals</b>		<b>1/0</b>



# 71 BOBBY EVANS

Tackle // Oklahoma // Allen, Texas

Ht./Wt.: 6-4/312

NFL Exp.: Rookie

GP/GS, (Playoffs): 0/0, (0/0)

Birth Date: 3/24/1997

Acquired: D3C-2019 (No. 97)

**TRANSACTIONS:** Selected by the Rams in the third round (97th overall) of the 2019 NFL Draft (4/26/19).

**2019 SEASON:** Made the Rams 53-man roster following training camp...**at Carolina (9/8):** Declared inactive.

**COLLEGE:** In his fourth year on campus in 2018, started all 14 games at left tackle after moving over from right tackle in the offseason...named a second-team All-Big 12 selection by league's coaches and media...part of an offensive line unit that won the Joe Moore Award...honorable mention All-Big 12 selection by league's coaches...in 2017, started all 14 games at right tackle...an Academic All-Big 12 Second Team honoree...as a redshirt freshman in 2016, named an honorable mention All-Big 12 pick by league's coaches...an academic All-Big 12 First-Team

honoree...did not play in opener against ULM and then started final 12 games at right tackle...played 594 snaps and allowed two sacks...redshirted as a true freshman in 2016.

**PERSONAL:** His father, Bobby Joe Evans was the 1994-95 Texas Gatorade High School Player of the Year in basketball and played at OU...brother, Tay played linebacker at OU during 2015 and 2016 seasons...majored in human relations.

#### Evan's Career Games/Starts:

Year	Teams	GP/GS
2019	Los Angeles Rams	0/0
<b>Totals</b>		<b>0/0</b>



# 81 GERALD EVERETT

Tight End // South Alabama // Decatur, Ga.

Ht./Wt.: 6-3/240

NFL Exp.: 3rd (3rd Rams)

GP/GS, (Playoffs): 33/2, (4/1)

Birth Date: 6/25/1994

Acquired: D2-2017 (No. 44)

**TRANSACTIONS:** Selected by the Rams in the second round (44th overall) of the 2017 NFL Draft (4/29/17).

**PRO:** Third-year pro, has played in all 33 regular season games and four postseason contests for the Rams since being drafted in 2017...tallied 571 yards receiving on 50 receptions with five touchdowns, including his first multi-touchdown game Week 11 vs. the Chiefs...posted three career rushing attempts for 29 yards.

**2019 SEASON:** Third-year professional has played in every game since being drafted through Week 1 of the 2019 season...**at Carolina (9/8):** Caught one pass for seven yards...played 30 offensive snaps (39 percent).

**2018 SEASON:** Played in all 16 games...finished with a season of career-bests in receptions (33), receiving yards (320), touchdowns (three), rushing attempts (two) and rushing yards (16)...**vs. Arizona (9/16):** Saw action at tight end and on special teams...recorded his first catch of the season for 17 yards...**vs. Minnesota (9/27):** Saw action at tight end and on special teams...caught one pass for 13 yards...**at Seattle (10/7):** recorded three receptions...totaled 24 yards receiving...**at Denver (10/14):** Posted two receptions for 24 yards (12.0 yards per reception)...**vs. Green Bay (10/28):** Caught one pass for a 22-yard gain...**at New Orleans (11/4):** Caught three passes for 48 yards...added one additional reception on a successful two-point conversion...**vs. Seattle (11/11):** Caught two passes for 15 yards...hauled in a 10-yard touchdown reception, his first score of the 2018 season...**vs. Kansas City (11/19):** Caught three passes for 49 yards and two touchdowns...his first career multi-touchdown game...scored the game-winning touchdown, a 40-yard touchdown strike from QB Jared Goff...**at Detroit (12/2):** Caught one pass for seven yards...played two special teams snaps...**at Chicago (12/9):** Played 36 offensive snaps and one special teams play...caught four passes for 29 yards (7.3 yards/reception)...**vs. Philadelphia (12/16):** Played 34 offensive snaps...caught a career-high five passes for 46 yards...**vs. Arizona (12/23):** Matched a career-high five receptions for 28 yards (5.6 yards/reception)...added two rushing attempts for 16 yards, including a 12-yard long...**Divisional Round vs. Dallas (1/12/19):** Played 34 offensive snaps...did not record any statistics...**Championship Round at New Orleans (1/20/19):** Earned his first-career postseason start in third-career playoff contest...caught two passes for 50 yards, including a 39-yarder...**Super Bowl LIII (2/3/19):** Played 44 offensive snaps...did not record any statistics.

**2017 SEASON:** Appeared in all 16 games and made two starts...finished the regular season with 16 receptions for 244 yards and two touchdowns...his 69-yard reception in Week 2 was the longest by a rookie tight end since 1992...**vs. Indianapolis (9/10):** Started at tight end in his first NFL game...notched one reception for 39 yards...**vs. Washington (9/17):** Played on offense...hauled in a 69-yard reception from QB Jared Goff...marked the second longest reception by a tight end in the NFL in 2017 (Atlanta's TE Austin Hooper registered an 88-yard reception in Week 1)...the reception is the longest by a rookie tight end in the NFL since

Tampa Bay's Tyji Armstrong had an 81-yard reception vs. the L.A. Rams (12/6/92)...he added a 24-yard reception and finished the day leading the team in receiving yards with three catches for 95 yards...**at Jacksonville (10/16):** Saw action at tight end...scored his first career touchdown on a 4-yard reception fro QB Jared Goff...**at New York Giants (11/5):** Saw action at tight end...reeled in a 44-yard reception...only rookie with two 40-plus yard receptions this season...**Week 17 vs. San Francisco (12/31):** Saw action at tight end...recorded three receptions for 16 yards...**Wild Card vs. Atlanta (1/6/18):** Saw action at tight end and reeled in a four-yard reception.

**COLLEGE:** A semifinalist for the John Mackey Award presented to the top tight end in the nation following his senior season in 2016...named first-team all-Sun Belt Conference...also earned first-team all-Sun Belt honors from Phil Steele Publications...tied for the team lead with 49 receptions, and was second on the squad with 717 yards receiving and four touchdown catches...finished the year tied for third among tight ends in the country in receiving yards per game and was tied for seventh in catches per contest...ended up sixth in the league in both categories as well...had a game-high 103 yards on five catches - including a 79-yard touchdown reception on the Jaguars' second play of the second half - to help the program to its first ever victory over a nationally-ranked opponent in a 42-24 defeat of No. 19 San Diego State...followed up with a single game-best 125 yards on five receptions against SBC co-champion Arkansas State to become first player in school history to have 100-plus yards receiving in consecutive outings...tied his career-best single game receptions total with eight catches for 95 yards, including the game-winning reception to help lead the Jaguars to a 21-20 win...marked the program's first-ever victory over a Southeastern Conference opponent...as a junior in 2015, earned first-team all-Sun Belt Conference and named to the league's All-Newcomer Team after leading the Jaguars in receptions (41), receiving yards (575), touchdown catches (eight) and total touchdowns scored (12)...ended the campaign ranked sixth nationally among tight ends in receiving yards per game and tied for 11th at the position in the country in catches per contest...tied the school record for touchdown catches in a season...scored a touchdown in seven straight games, the second-longest streak in program history and the longest since moving to the NCAA Football Bowl Subdivision...attended University of Alabama-Birmingham in 2014...in his only season at UAB, caught 17 passes for 292 yards and a score while playing in all 12 games with one start...posted career high eight receptions for 93 yards against Conference USA West Division champion Louisiana Tech...from 2012-13, attended Hutchinson (Kan.) Community College.

**PERSONAL:** Only played football his senior season at Columbia High...earned all-conference honors...was a three-year letterwinner in basketball and was also a member of the Eagle track and field team...full name is Gerald Rashard Everett...an interdisciplinary studies major.



# GERALD EVERETT NFL STATISTICS



## REGULAR SEASON

Year	Team	G/S	No.	Receiving				TD	Att.	Rushing			
				Yards	Avg.	Long	Yards			Avg.	Long	TD	
2017	Los Angeles Rams	16/2	16	244	15.3	69	2	1	13	13.0	13	0	
2018	Los Angeles Rams	16/0	33	320	9.7	40t	3	2	16	8.0	12	0	
2019	Los Angeles Rams	1/0	1	7	7.0	7	0	0	0	0.0	0	0	
<b>Totals</b>		<b>33/2</b>	<b>50</b>	<b>571</b>	<b>11.4</b>	<b>69</b>	<b>5</b>	<b>3</b>	<b>29</b>	<b>9.7</b>	<b>13</b>	<b>0</b>	

## POSTSEASON

Year	Team	G/S	No.	Receiving				TD	Att.	Rushing			
				Yards	Avg.	Long	Yards			Avg.	Long	TD	
2017	Los Angeles Rams	1/0	1	4	4.0	4	0	0	0	0.0	0	0	
2018	Los Angeles Rams	3/1	2	50	25.0	39	0	0	0	0.0	0	0	
<b>Totals</b>		<b>4/1</b>	<b>3</b>	<b>54</b>	<b>18.0</b>	<b>39</b>	<b>0</b>	<b>0</b>	<b>0</b>	<b>0.0</b>	<b>0</b>	<b>0</b>	

# GERALD EVERETT GAME-BY-GAME



### 2019 Los Angeles Rams

Game	W/L	P/S	Receiving				TD	Att.	Rushing			
			No.	Yards	Avg.	Long			Yards	Avg.	Long	TD
at Car 9/8	W	1/0	1	7	7.0	7	0	0	0	0.0	0	0
NO 9/15												
at Cle 9/22												
TB 9/29												
at Sea 10/3												
SF 10/13												
at Atl 10/20												
Cin 10/27												
at Pitt 11/10												
Chi 11/17												
Bal 11/25												
at Ari 12/1												
Sea 12/8												
at Dal 12/15												
SF TBD												
Ari 12/29												
<b>Totals</b>	<b>1-0</b>	<b>1/0</b>	<b>1</b>	<b>7</b>	<b>7.0</b>	<b>7</b>	<b>0</b>	<b>0</b>	<b>0</b>	<b>0.0</b>	<b>0</b>	<b>0</b>

### 2018 Los Angeles Rams

Game	W/L	P/S	Receiving				TD	Att.	Rushing			
			No.	Yards	Avg.	Long			Yards	Avg.	Long	TD
at Oak 9/10	W	1/0	0	0	0.0	0	0	0	0	0.0	0	0
Ari 9/16	W	1/0	1	17	17.0	17	0	0	0	0.0	0	0
LAC 9/23	W	1/0	1	3	3.0	3	0	0	0	0.0	0	0
Min 9/27	W	1/0	1	13	13.0	13	0	0	0	0.0	0	0
at Sea 10/7	W	1/0	3	24	8.0	10	0	0	0	0.0	0	0
at Den 10/14	W	1/0	2	24	12.0	12	0	0	0	0.0	0	0
at SF 10/21	W	1/0	1	-5	-5.0	-5	0	0	0	0.0	0	0
GB 10/28	W	1/0	1	22	22.0	22	0	0	0	0.0	0	0
at NO 11/4	L	1/0	3	48	16.0	20	0	0	0	0.0	0	0
Sea 11/11	W	1/0	2	15	7.5	10t	1	0	0	0.0	0	0
KC 11/19	W	1/0	3	49	16.3	40t	2	0	0	0.0	0	0
at Det 12/2	W	1/0	1	7	7.0	7	0	0	0	0.0	0	0
at Chi 12/9	L	1/0	4	29	7.3	9	0	0	0	0.0	0	0
Phi 12/16	L	1/0	5	46	9.2	20	0	0	0	0.0	0	0
at Ari 12/23	W	1/0	5	28	5.6	9	0	2	16	8.0	12	0
SF 12/30	W	1/0	0	0	0.0	0	0	0	0	0.0	0	0
<b>Totals</b>	<b>13-3</b>	<b>16/0</b>	<b>33</b>	<b>320</b>	<b>9.7</b>	<b>40t</b>	<b>3</b>	<b>2</b>	<b>16</b>	<b>8.0</b>	<b>12</b>	<b>0</b>

### 2018 Postseason

Dal 1/12/19 *	W	1/0	0	0	0.0	0	0	0	0	0.0	0	0
at NO 1/20/19 ^	W	1/1	2	50	25.0	39	0	0	0	0.0	0	0
NE 2/3/19 !	L	1/0	0	0	0.0	0	0	0	0	0.0	0	0
<b>Totals</b>	<b>2-1</b>	<b>3/1</b>	<b>2</b>	<b>50</b>	<b>25.0</b>	<b>39</b>	<b>0</b>	<b>0</b>	<b>0</b>	<b>0.0</b>	<b>0</b>	<b>0</b>

\* Denotes NFC Divisional Playoff Game, ^ Denotes NFC Championship, ! Denotes Super Bowl LIII

### 2017 Los Angeles Rams

Game	W/L	P/S	Receiving				TD	Att.	Rushing			
			No.	Yards	Avg.	Long			Yards	Avg.	Long	TD
Ind 9/10	W	1/1	1	39	39.0	39	0	0	0	0.0	0	0
Was 9/17	L	1/0	3	95	31.7	69	0	0	0	0.0	0	0
at SF 9/21	W	1/0	0	0	0.0	0	0	0	0	0.0	0	0
at Dal 10/1	W	1/0	1	8	8.0	8	0	0	0	0.0	0	0
Sea 10/8	L	1/0	1	8	8.0	8	0	0	0	0.0	0	0
at Jax 10/15	W	1/0	1	4	4.0	0	1	0	0	0.0	0	0
Ari 10/22	W	1/0	0	0	0.0	0	0	0	0	0.0	0	0
at NYG 11/5	W	1/0	1	44	44.0	44	0	1	13	13.0	13	0
Hou 11/12	W	1/1	0	0	0.0	0	0	0	0	0.0	0	0
at Min 11/19	L	1/0	1	8	8.0	8	0	0	0	0.0	0	0
NO 11/26	W	1/0	1	9	9.0	9	0	0	0	0.0	0	0
at Ari 12/3	W	1/0	2	7	3.5	6	1	0	0	0.0	0	0
Phi 12/10	L	1/0	1	6	6.0	6	0	0	0	0.0	0	0
at Sea 12/17	W	1/0	0	0	0.0	0	0	0	0	0.0	0	0
at Ten 12/24	W	1/0	0	0	0.0	0	0	0	0	0.0	0	0
SF 12/3	L	1/0	3	16	5.3	6	0	0	0	0.0	0	0
<b>Totals</b>	<b>11-5</b>	<b>16/2</b>	<b>16</b>	<b>244</b>	<b>15.3</b>	<b>69</b>	<b>2</b>	<b>1</b>	<b>13</b>	<b>13.0</b>	<b>13</b>	<b>0</b>

### 2017 Postseason

Atl 1/6/18 *	L	1/0	1	4	4.0	4	0	0	0	0.0	0	0
<b>Totals</b>	<b>0-1</b>	<b>1/0</b>	<b>1</b>	<b>4</b>	<b>4.0</b>	<b>4</b>	<b>0</b>	<b>0</b>	<b>0</b>	<b>0.0</b>	<b>0</b>	<b>0</b>

\* Denotes NFC Wild Card Playoff Game



# 56 DANTE FOWLER JR.

Outside Linebacker // Florida // St. Petersburg, Fla.

Ht./Wt.: 6-3/255

NFL Exp.: 5th (2nd Rams)

GP/GS, (Playoffs): 48/8, (6/3)

Birth Date: 8/3/1994

Acquired: T(JAX)-2018

**TRANSACTIONS:** Traded to the Rams (10/30/18)...originally drafted by the Jacksonville Jaguars in the first round (third overall) of the 2015 NFL Draft (4/30/2015).

**PRO:** Fifth-year pro...has appeared in 48 regular season games with eight starts in addition to six postseason games (three starts)...registered 82 career tackles (64 solo), 18.0 sacks, four forced fumbles and four fumble recoveries...set a career-high in sacks in 2017 with 8.0.

**2019 SEASON:** Opens season with Rams for first time after joining via trade from Jacksonville in 2018...**at Carolina (9/8):** Started at outside linebacker...collected 2.0 sacks for a total of 17 yards lost...had three quarterback hits...played 55 snaps on defense (82 percent).

**2018 SEASON:** Played all 16 games including the final eight contests as a member of the Rams...started the final six games of the regular season...finished the regular season with 27 total tackles, 4.0 sacks, a pair of forced fumbles and fumble recoveries...**vs. New England (9/16):** Notched one solo tackle, 1.0 sack, one forced fumble and one fumble recovery...**vs. Houston (10/21):** Notched two solo tackles including one for loss and 1.0 sack...**at New Orleans (11/4):** Made his Rams debut...saw action at outside linebacker...recorded one solo tackle, one tackle for loss and one pass deflection...**vs. Seattle (11/11):** Saw action at outside linebacker and one snap on special teams...notched three tackles (two solo), 1.0 sack, one forced fumble and one fumble recovery...his fourth quarter strip sack of Russell Wilson helped maintain the Rams' lead...**at Detroit (12/2):** Started at outside linebacker and saw action on special teams...registered five solo tackles including three for loss, 1.0 sack and one quarterback hit...**vs. San Francisco (12/30):** Started at outside linebacker and saw action on special teams...collected four solo tackles and one quarterback hit...**Divisional Round vs. Dallas (1/12/19):** Started at outside linebacker and saw action on special teams...recorded three tackles (two solo) including one for loss, 1.0 sack and one quarterback hit...**Championship Round at New Orleans (1/20/19):** Started at outside linebacker and saw action on special teams...tallied five tackles (two solo) including one tackle for loss...added 0.5 sack and two quarterback hits, including a hit on QB Drew Brees forcing an interception by S John Johnson III...**Super Bowl LIII (2/3/19):** Started at outside linebacker and saw action on special teams...notched four solo tackles, including two tackles for loss..

**2017 SEASON:** Collected 21 tackles (18 solo) including seven for

loss, a career-high 8.0 sacks, two forced fumbles and two fumble recoveries...**at Houston (9/10):** Registered three solo tackles, 1.0 sack, one forced fumble and one fumble recovery in his season debut...**vs. Baltimore (9/24):** Totaled two solo tackles and 1.0 sack...**vs. New York Jets (10/1):** Tallied three solo tackles, 1.0 sack and one forced fumble...**at Indianapolis (10/22):** Notched four tackles (three solo) including one for loss and 1.5 sacks...**at Cleveland (11/19):** Collected one solo tackle, 1.0 sack and one fumble recovery...**vs. Houston (12/17):** Tallied two solo tackles including one for loss and 1.0 sack...**at Tennessee (12/31):** Registered two tackles and 0.5 sack...**vs. Buffalo (1/7):** Played in his first career playoff game...notched one solo tackle...**at New England (1/21):** Recorded three solo tackle and 2.0 sacks.

**2016 SEASON:** Played in all 16 games with one start, recorded 32 tackles and 4.0 sacks...**vs. Green Bay (9/11):** Made his NFL debut and first career start in the Jaguars season opener...recorded three tackles (two solo) and a tackle for loss...**at San Diego (9/18):** Totaled a career-high six tackles (five solo) including two for loss and 2.0 sacks...**at Kansas City (11/6):** Tallied four tackles (one solo) and 0.5 sack...**vs. Denver (12/4):** Notched four solo tackles including one for loss...**vs. Tennessee (12/24):** Registered two solo tackles, 1.0 sack and two pass deflections...**at Indianapolis (1/1):** Totaled one tackle, 0.5 sacks and one pass deflection.

**2015 SEASON:** Suffered torn ACL in Jaguars rookie mini-camp and was placed on injured reserve on 8/29/15.

**COLLEGE:** Declared for the NFL Draft following his junior season...played in 37 games with 25 starts...career totals included 140 tackles (73 solo), 34 tackles for loss, 14.5 sacks, five forced fumbles, two fumble recoveries and two passes defended...started the final 24 games of his career...served as a team captain his junior season and two games as a sophomore.

**PERSONAL:** Attended Lakewood Senior (St. Petersburg, Fla.) High School, where he played for Head Coach Cory Moore...five-star prospect ranked as the No. 3 weakside defensive side and No. 28 recruit overall by Rivals.com...ranked in the Rivals100 national list (No. 28), as well as the ESPN 150 national list (No. 71)...named an Honorable Mention All-American by Sports Illustrated...also competed as a shot putter, recording a top-throw of 14.32 meters...son of Lanora and Dante Fowler Sr....has two younger brothers, Donterio and Cam'Ron.

# DANTE FOWLER JR. NFL STATISTICS



## REGULAR SEASON

Year	Team	G/S	Tackles			Sacks	Yards	Int.	Interceptions			PD	Fumbles			
			Total	Solo	Asst.				Yards	Long	TD		FF	FR	Yards	
2015	Jacksonville Jaguars															
						Injured Reserve										
2016	Jacksonville Jaguars	16/1	32	23	9	4.0	26.5	0	0	0	0	5	0	0	0	0
2017	Jacksonville Jaguars	16/0	21	18	3	8.0	49.0	0	0	0	0	0	2	2	0	0
2018	Jaguars/Rams	15/6	27	21	6	4.0	34.0	0	0	0	0	1	2	2	0	0
2019	Los Angeles Rams	1/1	2	2	0	2.0	17.0	0	0	0	0	1	2	2	0	0
<b>Total</b>		<b>48/8</b>	<b>82</b>	<b>64</b>	<b>18</b>	<b>18.0</b>	<b>126.5</b>	<b>0</b>	<b>0</b>	<b>0</b>	<b>0</b>	<b>6</b>	<b>4</b>	<b>4</b>	<b>0</b>	<b>0</b>

## POSTSEASON

Year	Team	G/S	Tackles			Sacks	Yards	Int.	Interceptions			PD	Fumbles			
			Total	Solo	Asst.				Yards	Long	TD		FF	FR	Yards	
2017	Jacksonville Jaguars	3/0	5	5	0	2.0	4.0	0	0	0	0	1	0	0	0	0
2018	Los Angeles Rams	3/3	12	8	4	1.5	8.5	0	0	0	0	0	0	0	0	0
<b>Totals</b>		<b>6/3</b>	<b>17</b>	<b>13</b>	<b>4</b>	<b>3.5</b>	<b>12.5</b>	<b>0</b>	<b>0</b>	<b>0</b>	<b>0</b>	<b>1</b>	<b>0</b>	<b>0</b>	<b>0</b>	<b>0</b>

### Regular Season Single Game Highs:

Total Tackles – 6, at San Diego (9/18/16)  
 Solo Tackles – 5, twice, recently at Detroit (12/2/18)  
 Sacks – 2.0, twice, recently at Carolina (9/8/19)

### Postseason Single Game Highs:

Total Tackles – 5, at New Orleans (1/20/19, NFC Championship)  
 Solo Tackles – 4, vs. New England (2/3/19, Super Bowl LIII)  
 Sacks – 2.0, at New England (1/21/18, AFC Championship)

# DANTE FOWLER JR. GAME-BY-GAME



### 2019 Los Angeles Rams

Game	W/L	P/S	T	S	A	Sk	Yds	Int	Yds	Lg	TD	PD	FF	FR	Yds
at CAR 9/8	W	1/1	2	2	0	2.0	17.0	0	0	0	0	0	0	0	0
NO 9/15															
at Cle 9/22															
TB 9/29															
at Sea 10/3															
SF 10/13															
at Atl 10/20															
Cin 10/27															
at Pit 11/10															
Chi 11/17															
Bal 11/25															
at Ari 12/1															
Sea 12/8															
at Dal 12/15															
at SF TBD															
Ari 12/29															
<b>Totals</b>	<b>1-0</b>	<b>1/1</b>	<b>2</b>	<b>2</b>	<b>0</b>	<b>2.0</b>	<b>17.0</b>	<b>0</b>	<b>0</b>	<b>0</b>	<b>0</b>	<b>0</b>	<b>0</b>	<b>0</b>	<b>0</b>

### 2017 Jacksonville Jaguars

Game	W/L	P/S	T	S	A	Sk	Yds	Int	Yds	Lg	TD	PD	FF	FR	Yds
at Hou 9/10	W	1/0	3	3	0	1.0	6.0	0	0	0	0	0	1	1	0
Ten 9/17	L	1/0	0	0	0	0.0	0.0	0	0	0	0	0	0	0	0
Bal 9/24	W	1/0	2	2	0	1.0	5.0	0	0	0	0	0	0	0	0
at NYJ 10/1	L	1/0	3	3	0	1.0	9.0	0	0	0	0	0	1	0	0
at Pit 10/8	W	1/0	1	1	0	1.0	4.0	0	0	0	0	0	0	0	0
LAR 10/15	L	1/0	0	0	0	0.0	0.0	0	0	0	0	0	0	0	0
at NE 10/22	W	1/0	4	3	1	1.5	8.0	0	0	0	0	0	0	0	0
Cin 11/5	W	1/0	0	0	0	0.0	0.0	0	0	0	0	0	0	0	0
LAC 11/12	W	1/1	0	0	0	0.0	0.0	0	0	0	0	0	0	0	0
at Cle 11/19	W	1/0	1	1	0	1.0	8.0	0	0	0	0	0	0	1	0
at Ari 11/26	L	1/0	2	2	0	0.0	0.0	0	0	0	0	0	0	0	0
Ind 12/3	W	1/0	0	0	0	0.0	0.0	0	0	0	0	0	0	0	0
Sea 12/10	W	1/0	0	0	0	0.0	0.0	0	0	0	0	0	0	0	0
Hou 12/17	W	1/0	2	2	0	1.0	6.0	0	0	0	0	0	0	0	0
at SF 12/24	L	1/0	1	1	0	0.0	0.0	0	0	0	0	0	0	0	0
at Ten 12/31	L	1/0	2	0	2	0.5	3.0	0	0	0	0	0	0	0	0
<b>Totals</b>	<b>10-6</b>	<b>16/0</b>	<b>21</b>	<b>18</b>	<b>3</b>	<b>8.0</b>	<b>49.0</b>	<b>0</b>	<b>0</b>	<b>0</b>	<b>0</b>	<b>0</b>	<b>2</b>	<b>2</b>	<b>0</b>

### 2017 Postseason

Game	W/L	P/S	T	S	A	Sk	Yds	Int	Yds	Lg	TD	PD	FF	FR	Yds
Buf 1/7/18*	W	1/0	1	1	0	0.0	0.0	0	0	0	0	0	0	0	0
at Pit 1/14/18^	W	1/0	1	1	0	0.0	0.0	0	0	0	0	1	0	0	0
at NE 1/21/18#	L	1/0	3	3	0	2.0	4.0	0	0	0	0	0	0	0	0
<b>Totals</b>	<b>2-1</b>	<b>3/0</b>	<b>5</b>	<b>5</b>	<b>0</b>	<b>2.0</b>	<b>4.0</b>	<b>0</b>	<b>0</b>	<b>0</b>	<b>0</b>	<b>1</b>	<b>0</b>	<b>0</b>	<b>0</b>

\*Denotes AFC Wild Card Game, ^ Denotes AFC Divisional Game, # Denotes AFC Championship Game

### 2018 Jacksonville Jaguars

Game	W/L	P/S	T	S	A	Sk	Yds	Int	Yds	Lg	TD	PD	FF	FR	Yds
at NYG 9/9	W														
NE 9/16	W	1/0	1	1	0	1.0	8.0	0	0	0	0	0	0	1	1
Ten 9/23	L	1/0	1	1	0	0.0	0.0	0	0	0	0	0	0	0	0
NYJ 9/30	W	1/0	0	0	0	0.0	0.0	0	0	0	0	0	0	0	0
at KC 10/7	L	1/0	1	1	0	0.0	0.0	0	0	0	0	0	0	0	0
at Dal 10/14	L	1/0	1	1	0	0.0	0.0	0	0	0	0	0	0	0	0
Hou 10/21	L	1/0	1	1	0	1.0	8.0	0	0	0	0	0	0	0	0
Phi 10/28	L	1/0	2	1	1	0.0	0.0	0	0	0	0	0	0	0	0
<b>Totals</b>	<b>3-5</b>	<b>7/0</b>	<b>7</b>	<b>6</b>	<b>1</b>	<b>2.0</b>	<b>16.0</b>	<b>0</b>	<b>0</b>	<b>0</b>	<b>0</b>	<b>0</b>	<b>0</b>	<b>1</b>	<b>1</b>

### 2018 Los Angeles Rams

Game	W/L	P/S	T	S	A	Sk	Yds	Int	Yds	Lg	TD	PD	FF	FR	Yds
at NO 11/4	L	1/0	1	1	0	0.0	0.0	0	0	0	0	0	1	0	0
Sea 11/11	W	1/0	3	2	1	1.0	15.0	0	0	0	0	0	0	1	1
KC 11/19	W	1/1	3	0	3	0.0	0.0	0	0	0	0	0	0	0	0
at Det 12/2	W	1/1	5	5	0	1.0	3.0	0	0	0	0	0	0	0	0
at Chi 12/9	L	1/1	2	2	0	0.0	0.0	0	0	0	0	0	0	0	0
Phi 12/16	L	1/1	2	1	1	0.0	0.0	0	0	0	0	0	0	0	0
at Ari 12/23	W	1/1	0	0	0	0.0	0.0	0	0	0	0	0	0	0	0
SF 12/30	W	1/1	4	4	0	0.0	0.0	0	0	0	0	0	0	0	0
<b>Totals</b>	<b>5-3</b>	<b>8/6</b>	<b>20</b>	<b>15</b>	<b>5</b>	<b>2.0</b>	<b>18.0</b>	<b>0</b>	<b>0</b>	<b>0</b>	<b>0</b>	<b>0</b>	<b>1</b>	<b>1</b>	<b>1</b>

### 2018 Postseason

Game	W/L	P/S	T	S	A	Sk	Yds	Int	Yds	Lg	TD	PD	FF	FR	Yds
Dal 1/12/19*	W	1/1	3	2	1	1.0	8.0	0	0	0	0	0	0	0	0
at NO 1/20/19^	W	1/1	5	2	3	0.5	0.5	0	0	0	0	0	0	0	0
NE 2/3/19!	L	1/1	4	4	0	0.0	0.0	0	0	0	0	0	0	0	0
<b>Totals</b>	<b>2-1</b>	<b>3/3</b>	<b>12</b>	<b>8</b>	<b>4</b>	<b>1.5</b>	<b>8.5</b>	<b>0</b>	<b>0</b>	<b>0</b>	<b>0</b>	<b>0</b>	<b>0</b>	<b>0</b>	<b>0</b>

\* Denotes NFC Divisional Game, ^ Denotes NFC Championship Game, ! Denotes Super Bowl LIII

### 2016 Jacksonville Jaguars

Game	W/L	P/S	T	S	A	Sk	Yds	Int	Yds	Lg	TD	PD	FF	FR	Yds
GB 9/11	L	1/1	3	2	1	0.0	0.0	0	0	0	0	0	0	0	0
at SD 9/18	L	1/0	6	5	1	2.0	12.5	0	0	0	0	0	0	0	0
Bal 9/25	L	1/0	1	1	0	0.0	0.0	0	0	0	0	0	1	0	0
Ind 10/2	W	1/0	2	2	0	0.0	0.0	0	0	0	0	0	1	0	0
at Chi 10/16	W	1/0	1	1	0	0.0	0.0	0	0	0	0	0	0	0	0
Oak 10/23	L	1/0	2	2	0	0.0	0.0	0	0	0	0	0	0	0	0
at Ten 10/27	L	1/0	2	0	2	0.0	0.0	0	0	0	0	0	0	0	0
at KC 11/6	L	1/0	4	1	3	0.5	3.0	0	0	0	0	0	0	0	0
Hou 11/13	L	1/0	1	1	0	0.0	0.0	0	0	0	0	0	0	0	0
at Det 11/20	L	1/0	1	1	0	0.0	0.0	0	0	0	0	0	0	0	0
at Buf 11/27	L	1/0	1	0	1	0.0	0.0	0	0	0	0	0	0	0	0
Den 12/4	L	1/0	4	4	0	0.0	0.0	0	0	0	0	0	0	0	0
Min 12/11	L	1/0	1	1	0	0.0	0.0	0	0	0	0	0	0	0	0
at Hou 12/18	L	1/0	0	0	0	0.0	0.0	0	0	0	0	0	0	0	0
Ten 12/24	W	1/0	2	2	0	1.0	8.0	0	0	0	0				





# 97 MORGAN FOX

Defensive End // CSU Pueblo // Colorado Springs, Colo.

Ht./Wt.: 6-3/275

NFL Exp.: 3rd (4th Rams)

GP/GS, (Playoffs): 21/1, (1/0)

Birth Date: 9/12/1994

Acquired: UDFA-2016

**TRANSACTIONS:** Signed to the club's active roster from the practice squad (12/15/16)...added to the Rams practice squad (10/13/16)...released (10/11/16)...added to the team's active roster from the practice squad (10/8/16)...signed to the practice squad (9/5/16)...released (9/3/16)...signed with the Los Angeles Rams as an undrafted free agent (5/6/16).

**PRO:** Third-year pro joined the team as an undrafted free agent following the 2016 NFL Draft...spent the entire 2018 season on injured reserve...played in 21 career regular season games with one start...amassed 2.5 career sacks.

**2019 SEASON:** Returns after spending entire 2018 campaign on injured reserve...**at Carolina (9/8):** Combined for one tackle defensively...played 15 snaps (22 percent) on defense.

**2018 SEASON:** Placed on injured reserve prior to the start of the 2018 season.

**2017 SEASON:** Played in all 16 regular season games with one start and saw action in one playoff game...finished the regular season with 24 tackles (15 solo), 2.5 sacks, two tackles for loss and one forced fumble...**vs. Indianapolis (9/10):** Played on defense and special teams...made two solo tackles, including one for loss...tackled Colts QB Jacoby Brissett in the end zone for a safety...**vs. Washington (9/17):** Saw action on defense and special teams...split his first career sack with OLB Robert Quinn on Redskins QB Kirk Cousins...recorded one assisted tackle...**at San Francisco (9/21):** Saw action on defense and special teams...notched one solo tackle for a loss, 1.0 sack and one quarterback hit...**at Jacksonville (10/16):** Saw action on defense and special teams...recorded three tackles (two solo)...added 1.0 sack, one quarterback hit and one forced fumble...**vs. San Francisco (12/31):** Saw action on defense and on special teams...recorded four tackles (three solo)...**Wild Card vs. Atlanta (1/6/18):** Saw action at defensive end...tallied four tackles (three solo) and two quarterback hits.

**2016 SEASON:** Played in four games as a rookie after spending 13 of the first 14 weeks of the season on the club's practice squad...compiled six tackles (four solo) in addition to one forced

fumble and one fumble recovery...**vs. San Francisco (12/24):** Notched three tackles (two solo)...tallied one forced fumble and one fumble recovery...**vs. Arizona (1/1):** Tallied two tackles (one solo).

**COLLEGE:** Owns the Colorado State-Pueblo record for sacks in a season (17.0) and career (36.0)...totaled 164 career tackles (82 solo), 49.5 tackles for loss, four fumble recoveries, two forced fumbles and 11 break-ups...as a senior in 2015, named a finalist for the Cliff Harris Small College Defensive Player of the Year...honored as the runner-up for the Gene Upshaw Division II Lineman of the Year Award...First Team All-American (Coaches Association)...finished first in the nation in sacks per game with 1.42, while the 128 sack yards was first nationally...finished the season with 52 tackles (32 solo), forced and recovered a fumble and added one pass break-up...member of a Pack defense that finished third nationally in interceptions (24), third in scoring defense (15.8), 11th in rushing defense (94.6), 17th in total defense (308.8), 18th in tackles for loss (8.2) and 19th in sacks per game (3.0)...as a junior in 2013, appeared in 15 games at defensive end for the Pack...recorded 57 total tackles, 27 solo...second on the team with 12.5 sacks...his 18.5 tackles for loss was also second on the squad...as a sophomore in 2013, started in all 12 games...had 45 tackles for an average of 8.5 yards a loss, and 6.0 sacks for 41 yards...as a freshman in 2012, finished the season with 10 tackles.

**PERSONAL:** Attended Fountain-Fort Carson High School...named a first-team All-Conference selection during his senior year...also an honorable mention All-Conference selection, a first-team All-City selection and an All-State Game selection...during his senior year, made 112 tackles, 8.0 sacks, five fumble recoveries and two forced fumbles...named the team's defensive MVP and top defensive lineman...also competed in wrestling and lacrosse...son of Joe and Helen Fox and Cathy Antoniou...has four younger siblings, Madi, Marlee, Jack Fox and Theodore Antoniou...Uncles, Oscar and Isaac Wood, competed in wrestling...majored in exercise science.





# 16 JARED GOFF

Quarterback // California // Novato, Calif.

Ht./Wt.: 6-4/222

NFL Exp.: 4th (4th Rams)

GP/GS, (Playoffs): 39/39, (4/4)

Birth Date: 10/14/1994

Acquired: D1-2016 (No. 1)

**TRANSACTIONS:** Selected by Los Angeles in the first round (1st overall) of the 2016 NFL Draft (4/28/16).

**PRO:** Fourth-year professional, originally drafted No. 1 overall in 2016...started all 39 regular season games and four postseason contests played in first three-plus NFL seasons...amassed 9,767 career yards passing with 66 touchdowns...named to the Pro Bowl following the 2017 and 2018 seasons.

**2019 SEASON:** Starting quarterback for season opener for third-consecutive season...**at Carolina (9/8):** Completed 23-of-39 passes for 186 yards, one touchdown and one interception... interception was the first of his career in a season opener...moved to 5-1 all-time against fellow No. 1 picked QBs after defeating Cam Newton in the contest.

**2018 SEASON:** Started all 16 regular season games and three postseason contests, including Super Bowl LIII...set career-bests across the board including passing yards (4,688), touchdowns (32), completion percentage (64.9) and passer rating (101.1)...named NFC Offensive Player of the Week for his Week 4 performance against the Vikings in which he threw for a career-high 465 yards and five touchdowns...later named NFC Offensive Player of the Month for September...selected to his second consecutive Pro Bowl...led offense that ranked in the top three in the NFL in points per game (2nd), total net yardage (2nd), net passing yards per play (t-3rd) and pass yards per attempt (4th)...his 4,688 passing yards were the second-most in a single season in franchise history...his 32 passing touchdowns were the third-most in a single season in Rams history...**at Oakland (9/10):** Completed 18-of-33 passes for 233 yards, two touchdowns and no interceptions for a 97.2 passer rating...his fifth career road start with zero interceptions and at least two passing touchdowns...**vs. Arizona (9/16):** Completed 24-of-32 passes for 354 yards, one touchdown and one interception...his 108.1 passer rating was the seventh-highest mark of his career...**vs. Chargers (9/23):** Completed 29-of-36 passes for 354 yards, three touchdowns and one interception...his 123.8 passer rating was the fourth highest of his career...became the third player in league history to throw for at least 350 yards and complete 75 percent of his passes in consecutive weeks...also added three rushes for 14 yards...**vs. Minnesota (9/27):** Completed 26-of-33 passing attempts for a career-high 465 yards and five touchdowns with zero interceptions...posted a season-long 70-yard completion...his 158.3 passer rating was a new personal best...became the third quarterback in league history to post a perfect passer rating with at least 30 passing attempts in a single game...logged his first career 400-plus passing yard game and eighth career 300-plus passing yard game (fourth-most in franchise history)...his 465 passing yards were the third highest single-game passing total in franchise history...his four first half touchdown passes and five total touchdown passes tied Kurt Warner (10/10/99) for the most in franchise history...tied a league record with three consecutive games of at least 350 passing yards while completing at least 75 percent of his passes...also tallied two rushing attempts for seven yards...**vs. Green Bay (10/28):** Completed 19-of-35 passes for 295 yards and three touchdowns for a 111.0 passer rating...recorded his 50th career passing touchdown...his second game of the season with at least three touchdowns and zero interceptions and the sixth of

his career...helped lead the team back from a 10-point deficit late in the first half...added five rushes for seven yards...**at New Orleans (11/4):** Completed 28-of-40 passes for 391 yards, three touchdowns and one interception for a 115.7 passer rating...his fifth game of the season (10th career) with at least 300 passing yards and fourth game (eighth career) with at least three passing touchdowns...completed at least 70 percent of his pass attempts for the sixth time this season...added three rushes for 17 yards...**vs. Seattle (11/11):** Completed 28-of-39 passes for 318 yards and two touchdowns for a 113.0 passer rating... his sixth game of the season and 11th career game with at least 300 passing yards... added three rushes for three yards...**vs. Kansas City (11/19):** Completed 31-of-49 passes for 413 yards, four touchdowns and a 117.1 passer rating...compiled 400-plus passing yards for the second time in his career...marked his fourth career game with at least four touchdown passes...passed Billy Wade (56) for ninth place on the Rams all-time passing touchdown leaders list... added four rushes for six yards and one rushing touchdown...his first rushing touchdown of the season and third of his career...**vs. Philadelphia (12/16):** Completed a career-high 35-of-53 passes for 339 yards and a 75.9 passer rating...tallied his eighth game with 300-plus passing yards on the season (13th career)...moved into fifth place on the Rams' all-time single-season passing yards list (4,273 yards)...added two rushes for 11 yards...**at Arizona (12/23):** Completed 19-of-24 passes for 216 yards, one touchdown and a 118.1 passer rating...passed Pat Haden (9,296) for ninth place and Vince Ferragamo (9,376) for eighth place on the Rams all-time passing leaders list...ranks second in franchise history in passing yards in a single season (4,489)...added two rushes for six yards and one rushing touchdown (second of season, fourth of career)...**vs. San Francisco (12/30):** Completed 15-of-26 passes for 199 yards, four touchdowns and a 121.6 passer rating...his third game of the season with at least four touchdown passes (fifth career)...became the fourth quarterback in franchise history to throw for at least 30 touchdowns in a season, joining Vince Ferragamo (30, 1980), Jim Everett (31, 1988), Kurt Warner (36, 2001 and 41, 1999)...his 32 touchdowns lifted him past Jim Everett (31, 1988) for the third-most in franchise history...his 364 completions passed Sam Bradford (354, 2010) for the third-most single-season completions in franchise history...**Divisional Round vs. Dallas (1/12/19):** Completed 15-of-28 passes for 186 yards and a 74.4 passer rating...added six rushes for 12 yards with a long of 11 yards on a third-and-seven to seal the win...**Championship Round at New Orleans (1/20/19):** Completed 25-of-40 passes for 297 yards, one touchdown and an 83.0 passer rating...set new career postseason highs in completions, completion percentage, passing yards and passer rating...added three carries for 10 yards...**Super Bowl LIII (2/3/19):** Completed 19-of-38 passes for 229 yards and a 57.9 passer rating...passed Marc Bulger (944) and Bob Waterfield (965) for fourth place on the Rams postseason passing leaders list.

**2017 SEASON:** Started all 15 games played...finished the regular





season 296-for-477, 3,804 passing yards, 28 touchdowns, seven interceptions and a passer rating of 100.5...earned NFC Offensive Player of the Week honors for his Week 9 performance...named a Pro Bowl first alternate... led team that ranked in the top five in the NFL in points per game (1st), passing percent had intercepted (2nd), passing net yards per play (4th) and yards per play (5th)... his 3,804 passing yards are the ninth-most by a Rams quarterback in a single season in franchise history...on the road, Goff completed 148 passes for 1,848 yards, 18 touchdowns, and two interceptions for 109.8 passer rating...his 28 passing touchdowns passed Roman Gabriel (25) for the sixth-most passing touchdowns in a season in franchise history...**vs. Indianapolis (9/10):** Completed 21-of-29 passes for 306 yards and a touchdown, for a 117.9 passer rating, while picking up his first career win as a starter... **at San Francisco (9/21):** Completed 22-of-28 passes for 292 yards, three touchdowns and no interceptions for a 145.8 passer rating...established a personal best in completion percentage (78.6)...**vs. Arizona (10/22):** Completed 22-of-37 passes for 235 yards, two touchdowns (one rushing)...**at New York Giants (11/5):** Completed 14-of-22 passes for 311 yards and four touchdowns for a career-high passer rating of 146.8...the ninth highest passer rating in franchise history...**vs. Houston (11/12):** Completed 25-of-37 passes for a personal best 355 yards...no interceptions and a 125.4 passer rating...recorded a career-long 94-yard touchdown pass to WR Robert Woods...**vs. New Orleans (11/26):** Completed 28-of-43 passes for his second highest career record of 354 yards, two touchdowns, and a 96.5 passer rating...**at Arizona (12/3):** Completed 21-of-31 passes for 220 yards and two touchdowns for a 96.2 passer rating...eclipsed 3,000 passing yards and 20 touchdowns this season, the last Rams quarterback to post those numbers was Sam Bradford (3,702 yards and 21 touchdowns in 2012)...his 12 passing touchdowns on the road this season is the sixth most by a Rams quarterback in a single season...**at Tennessee (12/24):** Completed 22-of-28 passes for 301 yards and four touchdowns for a 118.4 passer rating...passed former QB Sam Bradford (3,512) for the 10th-highest and ninth-highest (3,702) single-season passing yard output in franchise history... **Wild Card vs. Atlanta (1/6/18):** Completed 24-of-45 passes for 259 yards, no interceptions and one touchdown for a 77.9 passer rating.

**2016 SEASON:** Started the last seven games of the season... completed 112-of-205 passes for 1,089 yards and six touchdowns (one rushing)...**vs. Miami (11/20):** Made his NFL debut...completed 17-of-31 passes for 134 yards without an interception...carried the ball four times for 11 yards...**at New Orleans (11/27):** Completed 20-of-32- passes for 214 yards and three touchdowns...first career NFL touchdown came on a 24-yard completion to wide receiver Tavon Austin...finished with a passer rating of 100.3...**vs. Atlanta (12/11):** Tallied 235 passing yards on 24-of-41 completions...

scored his first rushing touchdown of his career on a two-yard scamper.

**COLLEGE:** Started all 37 games possible during his three seasons at Cal and is the only quarterback in school history to have ever started his first game as a true freshman...holds 26 Cal records including career marks for passing yards (12,220), passing yards per game (329.7), touchdown passes (96), completions (977), passing attempts (1,569), total offense (12,086) and total plays (1,739)...second on the school's all-time list for passing efficiency (143.95) behind only Aaron Rodgers...broke Pac-12 career records with an average of 326.6 yards of total offense per game as well as three seasons of gaining 3,000 or more total yards...ranks third all-time in Pac-12 history and 26th nationally in passing yards as well as fourth in the Pac-12 and 27th nationally in passing touchdowns.. set a pair of Pac-12 single-season records in his final campaign as a 2015 junior when he passed for 4,719 yards and 43 touchdowns and he was also the first Cal quarterback to earn first-team All-Pac-12 honors since Rodgers in 2004...two-time team captain as voted by his teammates in his final two campaigns as a junior and 2014 sophomore...one of six players in Pac-12 history to throw for 3,000 or more yards in three seasons and one of two to throw for 3,000 or more yards in each of his first three campaigns... had at least 268 yards passing or two touchdown passes in each of his final 14 collegiate contests...twice earned Pac-12 Offensive Player of the Week honors with both coming over the final three games of his 2015 junior season against Oregon State (11/14/2015) and Arizona State (11/28/2015)... the team's seven-win turnaround over his last two seasons from a 1-11 record in 2013 to an 8-5 mark in 2015 is tied for the second best in school history behind only the eight-win improvement from a 2-10 mark in 1946 to a 10-1 record in 1948...Cal's Most Outstanding Player in a Lockheed Martin Armed Forces Bowl victory over Air Force as a junior in the final game of his collegiate career when he set the bowl's single-game records by passing for 467 yards and six touchdowns to lead Cal to its first bowl victory since 2008.

**PERSONAL:** Attended Marin Catholic High School in Calif... passed for a combined 7,687 yards and 93 touchdowns with 18 interceptions in three varsity seasons from 2010-12, completing 477-of-767 passes (62.2 percent)...led three varsity teams to one appearance in the state title game, one North Coast Section crown, three NCS playoff appearances and three MCL championships... earned All-American honors from SuperPrep as a 2012 senior... parents are Jerry and Nancy Goff...has one sibling, Lauren...father was a catcher who played Major League Baseball with Montreal (1990, 1992), Pittsburgh (1993-94) and Detroit (1995-96) following his collegiate baseball career at Cal that included All-America, All-District 8 and All-Pac-10 honors in 1986...majored in sociology.

# JARED GOFF NFL STATISTICS



## REGULAR SEASON

Year	Team	G/S	Passing								Sack-Yards	Rating
			Att.	Comp.	Pct.	Yards	Yds/Att.	TD	Int.	Long		
2016	Los Angeles Rams	7/7	205	112	54.6	1,089	5.3	5	7	66	26-222	63.6
2017	Los Angeles Rams	15/15	477	296	62.1	3,804	8.0	28	7	94t	25-172	100.5
2018	Los Angeles Rams	16/16	561	364	64.9	4,688	8.4	32	12	70t	33-223	101.1
2018	Los Angeles Rams	1/1	39	23	59.0	186	4.8	1	1	24	1-3	69.0
<b>Totals</b>		<b>39/39</b>	<b>1,282</b>	<b>795</b>	<b>45.6</b>	<b>9,767</b>	<b>6.5</b>	<b>66</b>	<b>27</b>	<b>94t</b>	<b>85-620</b>	<b>83.5</b>

Year	Team	Rushing				
		Att.	Yards	Avg.	Long	TD
2016	Los Angeles Rams	8	16	2.0	6	1
2017	Los Angeles Rams	28	51	1.8	22	1
2018	Los Angeles Rams	43	108	2.5	16	2
2018	Los Angeles Rams	4	0	0.0	3	0
<b>Totals</b>		<b>79</b>	<b>175</b>	<b>2.2</b>	<b>22</b>	<b>4</b>

## POSTSEASON

Year	Team	G/S	Passing								Sack-Yards	Rating
			Att.	Comp.	Pct.	Yards	Yds/Att.	TD	Int.	Long		
2017	Los Angeles Rams	1/1	45	24	53.3	259	5.8	1	0	38	3-13	77.9
2018	Los Angeles Rams	3/3	106	59	55.7	712	6.7	1	2	39	5-39	71.7
<b>Totals</b>		<b>4/4</b>	<b>151</b>	<b>83</b>	<b>55.0</b>	<b>971</b>	<b>6.4</b>	<b>2</b>	<b>2</b>	<b>39</b>	<b>8-52</b>	<b>73.6</b>

Year	Team	Rushing				
		Att.	Yards	Avg.	Long	TD
2017	Los Angeles Rams	0	0	0	0	0
2018	Los Angeles Rams	9	22	2.4	11	0
<b>Totals</b>		<b>9</b>	<b>22</b>	<b>2.4</b>	<b>11</b>	<b>0</b>

# JARED GOFF GAME-BY-GAME



### 2019 Los Angeles Rams

Game	W/L	P/S	Att.	Comp.	Pct.	Yards	Yards/Att.	TD	Int.	Long	Sack-Yards	Rtg.
at Car 9/8	W	1/1	39	23	59.0	186	4.8	1	1	24	1-3	69.0
NO 9/15												
At Cle 9/22												
TB 9/29												
at Sea 10/3												
SF 10/13												
at Atl 10/20												
Cin 10/27												
at Pit 11/10												
Chi 11/17												
Bal 11/25												
at Ari 12/1												
Sea 12/8												
at Dal 12/15												
at SF TBD												
Ari 12/29												
<b>Totals</b>	<b>1-0</b>	<b>1/1</b>	<b>39</b>	<b>23</b>	<b>59.0</b>	<b>186</b>	<b>4.8</b>	<b>1</b>	<b>1</b>	<b>24</b>	<b>1-3</b>	<b>69.0</b>

### 2017 Los Angeles Rams

Game	W/L	P/S	Att.	Comp.	Pct.	Yards	Yards/Att.	TD	Int.	Long	Sack-Yards	Rtg.
Ind 9/10	W	1/1	29	21	72.4	306	10.60	1	0	39	1-8	117.9
Was 9/17	L	1/1	25	15	60.0	224	8.96	1	1	69	2-12	86.1
at SF 9/21	W	1/1	28	22	78.6	292	10.43	3	0	47	0-0	145.8
at Dal 10/1	W	1/1	36	21	58.3	255	7.08	2	0	53t	1-11	98.7
Sea 10/8	L	1/1	47	22	46.8	288	6.13	0	2	35	2-13	48.9
at Jax 10/15	W	1/1	21	11	52.4	124	5.90	1	0	22	3-17	86.2
Ari 10/22	W	1/1	37	22	59.5	235	6.35	1	1	35	1-7	75.8
at NYG 11/5	W	1/1	22	14	63.6	311	14.14	4	0	67t	0-0	146.8
Hou 11/12	W	1/1	37	25	67.6	355	9.59	3	0	94t	3-22	125.4
at Min 11/19	L	1/1	37	23	62.2	225	6.08	0	2	23	2-16	79.2
NO 11/26	W	1/1	43	28	65.1	354	8.23	2	1	53	4-27	96.5
at Ari 12/3	W	1/1	31	21	67.7	220	7.10	2	1	33	1-7	96.2
Phi 12/10	L	1/1	26	16	61.5	199	7.65	2	0	64	2-1	110.9
at Sea 12/17	W	1/1	21	14	66.7	120	5.71	2	1	15	2-16	93.4
at Ten 12/24	W	1/1	38	22	57.9	301	7.92	4	0	80t	1-15	118.4
SF 12/31	L											
<b>Totals</b>	<b>11-5</b>	<b>15/15</b>	<b>477</b>	<b>296</b>	<b>62.1</b>	<b>3,804</b>	<b>8.0</b>	<b>28</b>	<b>7</b>	<b>94t</b>	<b>25-172</b>	<b>100.5</b>

### 2017 Postseason

Game	W/L	P/S	Att.	Comp.	Pct.	Yards	Yards/Att.	TD	Int.	Long	Sack-Yards	Rtg.
Atl 1/6/18*	L	1/1	45	24	53.3	259	5.8	1	0	38	3-13	77.9
<b>Totals</b>	<b>0-1</b>	<b>1/1</b>	<b>45</b>	<b>24</b>	<b>53.3</b>	<b>259</b>	<b>5.8</b>	<b>1</b>	<b>0</b>	<b>38</b>	<b>3-13</b>	<b>77.9</b>

\* Denotes NFC Wild Card Game

### 2018 Los Angeles Rams

Game	W/L	P/S	Att.	Comp.	Pct.	Yards	Yards/Att.	TD	Int.	Long	Sack-Yards	Rtg.
at Oak 9/10	W	1/1	33	18	54.5	233	7.1	2	0	30	1-8	97.2
Ari 9/16	W	1/1	32	24	75.0	354	11.1	1	1	57	2-12	108.1
LAC 9/23	W	1/1	36	29	80.6	354	9.8	3	1	53t	1-4	123.8
Min 9/27	W	1/1	33	26	78.8	465	14.1	5	0	70t	1-9	158.3
at Sea 10/7	W	1/1	32	23	71.9	321	10.0	1	2	31	1-8	88.2
at Den 10/14	W	1/1	28	14	50.0	201	7.2	0	1	44	5-27	58.8
at SF 10/21	W	1/1	24	18	75.0	202	8.4	2	0	32	1-9	127.4
GB 10/28	W	1/1	35	19	54.3	295	8.4	3	0	32	5-26	111.0
at NO 11/4	L	1/1	40	28	70.0	391	9.8	3	1	48	0-0	115.7
Sea 11/11	W	1/1	39	28	71.8	318	8.2	2	0	35	2-11	113.0
KC 11/19	W	1/1	49	31	63.3	413	8.4	4	0	40	5-34	117.1
at Det 12/2	W	1/1	33	17	51.5	207	6.3	1	1	26	2-12	68.6
at Chi 12/9	L	1/1	44	20	45.5	180	4.1	0	4	29	3-25	19.1
Phi 12/16	L	1/1	53	35	66.0	339	6.4	0	1	33	2-14	75.9
at Ari 12/23	W	1/1	24	19	79.2	216	9.0	1	0	39	2-24	118.1
SF 12/30	W	1/1	26	15	57.7	199	7.7	4	0	36	0-0	121.6
<b>Totals</b>	<b>13-3</b>	<b>16/16</b>	<b>561</b>	<b>364</b>	<b>64.9</b>	<b>4,688</b>	<b>8.4</b>	<b>32</b>	<b>12</b>	<b>70t</b>	<b>33-223</b>	<b>101.1</b>

### 2018 Postseason

Game	W/L	P/S	Att.	Comp.	Pct.	Yards	Yards/Att.	TD	Int.	Long	Sack-Yards	Rtg.
Dal 1/12/19*	W	1/1	28	15	53.6	186	6.6	0	0	21	0-0	74.4
at NO 1/20/19^	W	1/1	40	25	62.5	297	7.4	1	1	39	1-8	83.0
NE 2/3/19!	L	1/1	38	19	50.0	229	6.0	0	1	24	4-31	57.9
<b>Totals</b>	<b>2-1</b>	<b>3/3</b>	<b>106</b>	<b>59</b>	<b>55.7</b>	<b>712</b>	<b>6.7</b>	<b>1</b>	<b>2</b>	<b>39</b>	<b>5-39</b>	<b>71.7</b>

\* Denotes NFC Divisional Playoff Game, ^ Denotes NFC Championship Game, ! Denotes Super Bowl LIII

### 2016 Los Angeles Rams

Game	W/L	P/S	Att.	Comp.	Pct.	Yards	Yards/Att.	TD	Int.	Long	Sack-Yards	Rtg.
at SF 9/12	L											
Sea 9/18	W											
at TB 9/25	W											
at Ari 10/2	W											
Buf 10/9	L											
at Ded 10/16	L											
NYG 10/23	L											
Car 11/6	L											
at NYJ 11/13	W											
Mia 11/20	L	1/1	31	17	54.8	134	4.3	0	0	21	1-9	65.8
at NO 11/27	L	1/1	32	20	62.5	214	6.7	3	1	31	3-36	100.3
at NE 12/4	L	1/1	32	14	43.8	161	5.0	1	2	66	4-35	43.9
Atl 12/11	L	1/1	41	24	58.5	235	5.7	0	2	28	3-27	54.4
at Sea 12/15	L	1/1	25	13	52.0	135	5.4	0	0	25	4-31	67.9
SF 12/24	L	1/1	24	11	45.8	90	3.7	1	2	24	4-12	35.1
Ari 1/1/17	L	1/1	20	13	65.0	120	6.0	0	0	0	0-0	81.3
<b>Totals</b>	<b>4-12</b>	<b>7/7</b>	<b>205</b>	<b>112</b>	<b>54.6</b>	<b>1,089</b>	<b>5.3</b>	<b>5</b>	<b>7</b>	<b>66</b>	<b>26-222</b>	<b>63.6</b>

# 30 TODD GURLEY II

Running Back // Georgia // Tarboro, N.C.

Ht./Wt.: 6-1/224

NFL Exp.: 5th (5th Rams)

GP/GS, (Playoffs): 59/58, (4/4)

Birth Date: 8/3/1994

Acquired: D1-2015 (No. 10)



**TRANSACTIONS:** Selected by the Rams in the first round (10th overall) of the 2015 NFL Draft (4/30/15).

**PRO:** Fifth-year pro...earned Associated Press Offensive Player of the Year and 101 Awards NFC Offensive Player of the Year accolades in 2017...named First-Team All-Pro honors in 2017 and 2018...earned third-career Pro Bowl honors for his 2018 season performance...career totals of 1,056 carries, 4,644 rushing yards, 46 rushing touchdowns and 10 receiving touchdowns...has hauled in 188 career receptions for 1,887 yards...became fourth player in franchise history to earn Offensive Rookie of the Year honors (2015)...named PFWA's Rookie of the Year and All-Rookie team...earned first Pro Bowl honors in his rookie season in 13 games he appeared in...started all 16 games his second year in 2016...named NFC Player of the Week for Weeks 4, 15, and 16 in 2017...named NFC Player of the Month in September and December 2017...named NFC Player of the Week for Weeks 6 and 13 in 2018... named NFC Offensive Player of the Month in October 2018.

**2019 SEASON:** Returns for fifth professional career as L.A.'s starter at running back...**at Carolina (9/8):** Started at running back...tallied 14 carries for 97 yards, averaging 6.9 yards per carry... longest run of 25 yards...played 54 snaps (70 percent) at running back.

**2018 SEASON:** Started the first 14 games of the regular season and all three postseason contests including Super Bowl LIII...led the NFL in touchdowns (21) and was the highest scoring non-kicker (132) for the second consecutive season...finished third in rushing yards (1,251)...scored a career-high 17 rushing touchdowns while averaging a career-best 4.9 yards per carry... his 17 rushing touchdowns were the second-most in a single season in franchise history... posted six multi-touchdown games including a trio of three-score performances...totaled 1,831 scrimmage yards on 315 touches...named Associated Press First Team All-Pro and PFWA All-NFL Team selection for his 2018 performance... **vs. Arizona (9/16):** Finished with 19 carries for 42 yards and three touchdowns on the ground...passed Les Josephson for seventh place on the Rams all-time rushing list...marked his second career game with three rushing touchdowns...converted two two-point rushing conversions...added three receptions for 31 yards... **at Seattle (10/7):** Totaled 22 carries for 77 yards and three rushing touchdowns...his second game with three rushing touchdowns on




2017 NFC Offensive Player of the Month: September & December

2017 NFC Offensive Player of the Week: Week 4, 15, 16

2018 NFC Offensive Player of the Week: Week 6, 13

2018 NFC Offensive Player of the Month: October



the season and the third of his career...marked his eighth-consecutive game with a touchdown...added four receptions for 36 yards... **at Denver (10/14):** Tallied 28 carries for a career-high 208 yards and two rushing touchdowns...averaged 7.4 yards per carry...his first career game of 200-plus rushing yards...became the first Rams player to rush for 200-plus yards since Marshall Faulk on 12/23/01...his 208 rushing yards were tied for the eighth most in a single game in franchise history with Marshall Faulk (10/15/00) and Eric Dickerson (11/04/84)...marked his third multi-touchdown game of the season and the 12th of his career...scored a touchdown in his last nine consecutive regular season games...has now scored 11 touchdowns (nine rushing) and a league-leading 70 total points through Week 6...passed Jim Benton and Jack Snow to move into 17th place on the Rams all-time scoring leaders list with 280 career points...added two receptions for 17 yards... **at San Francisco (10/21):** Recorded 15 carries for 63 yards and two rushing touchdowns...averaged 4.2 yards per carry...added four receptions for 23 yards and one receiving touchdown...marked his fourth game with at least two touchdowns and third game with three touchdowns this season...scored a touchdown in his last 10 consecutive regular season games...has now scored 14 touchdowns (11 rushing) and a league-leading 88 total points through Week 7...passed WR Danny Amendola for 14th place on the Rams all-time all-purpose yardage list...became only the seventh running back in franchise history to start 50 games for the Rams... **vs. Green Bay (10/28):** Finished with 25 carries for 114 rushing yards for an average of 4.6 yards per carry...his fourth game with at least 100 rushing yards of the season and the 15th of his career...added a season-high six receptions for 81 yards and a touchdown...notched the third two-point conversion of his career on a 2-yard reception from QB Jared Goff in the third quarter...scored a touchdown in 11 consecutive regular season games, tying Elroy Hirsch for the all-time franchise record...led the NFL in scoring with 15 touchdowns and 96 total points through Week 8...totaled 31 touches for 195 yards... **at New Orleans (11/4):** Notched 13 carries for 68 yards and one rushing touchdown...averaged 5.2 yards per carry...scored a touchdown for the 12th-consecutive regular season game, breaking Elroy Hirsch's all-time franchise record...led the NFL in scoring with 16 touchdowns and three two-point conversions for 102 total points through Week 9...tied a season-high with six receptions for 11 yards...passed Pete Holohan (159) for 25th place on the Rams all-time reception leaders list with 165 career receptions...totaled 19 touches for 79 yards... **vs. Seattle (11/11):** Tallied 16 carries for 120 yards and one rushing touchdown...averaged 7.5 yards per carry...marked his fifth game of the season and 16th career game with over 100

## 2,000-Plus Scrimmage Yards, 10-Plus Rushing TDs & Six-Plus Receiving TDs in a Single Season

Player	Season	Scrim Yds	Rush TD	Rec TD
O.J. Simpson	1975-BUF	2,243	16	7
Marshall Faulk	2000-STL	2,189	18	8
Marshall Faulk	2001-STL	2,147	12	9
Todd Gurley II	2017-L.A.	2,093	13	6

rushing yards...passed Ron Brown (5,836) for 13th place on the Rams all-time all-purpose yardage list...scored a touchdown in his 13th-consecutive regular season game...led the NFL in scoring with 108 total points through Week 10...passed Henry Ellard (312) and Tony Zendejas (312) for 15th place on the Rams all-time scoring leaders list...added three receptions for 40 yards...totaled 19 touches for 160 yards...**at Detroit (12/2)**: Registered 23 rushes for 132 yards and two rushing touchdowns...averaged 5.7 yards per carry...longest rush was a season-high 36 yards...marked his sixth game this season (17th career) with 100-plus rushing yards and fifth game this season (12th career) with multiple rushing touchdowns...tied Dan Towler (44) for fourth place on the Rams all-time rushing touchdown leaders list...became the sixth running back in franchise history to reach 1,000 career carries... added three receptions for 33 yards...totaled 26 touches for 165 yards...**Divisional Round vs. Dallas (1/12/19)**: Rushed 16 times for 115 yards and one touchdown, his first career postseason touchdown...marked his second-career 100-yard postseason rushing performance...he and RB C.J. Anderson became the first duo in franchise history to each post 100-plus yard rushing games in a postseason contest...his 115 rushing yards were the eighth-most in a single postseason game in franchise history...passed RB Dick Horner (120), Jim Bertelson (136), Dan Towler (166), John Cappelletti (201) for seventh place on the Rams all-time postseason rushing list...added two receptions for three yards...**Championship Round at New Orleans (1/20/19)**: Talled four carries for 10 yards and one touchdown...added one reception for three yards...**Super Bowl LIII (2/3/19)**: Recorded 10 carries for 35 yards...passed Tyler Wendell (228) for sixth place on the franchise's postseason rushing list...added one reception.

**2017 SEASON**: Played in and started 15 games of the regular season and started in one postseason contest...led the NFL in touchdowns (19), was the highest scoring non-kicker (114), ranked first in the league in scrimmage yards (2,093) and finished second in rushing yards (1,305)...averaged 6.1 yards per touch, 39 rushes for 10-plus yard gains and 66 rushing first downs...he is one-of-three players in NFL history to record 1,000-plus scrimmage yards, 10-plus rushing touchdowns and five-plus receiving touchdowns in a single season...**vs. Washington (9/17)**: Recorded 16 rushes for 88 yards and three receptions for 48 yards, totaling 19 touches for 136 yards...carried the ball for a 1-yard rushing touchdown and added a second touchdown on an 18-yard reception from QB Jared Goff...marked Gurley's first receiving touchdown of his career and his fourth multi-touchdown game of his career...**at San Francisco (9/21)**: Rushed 28 times for 113 yards and two rushing touchdowns...notched five receptions for 36 yards and one touchdown...marked first time in his career that he scored three times...**at Dallas (10/1)**: Rushed 23 times for 121 yards and caught seven passes for 94 yards and one touchdown...totaled 215 yards from scrimmage on 30 touches...posted his highest total single-game output of his career...named NFC Offensive Player of the Week...**at Jacksonville (10/15)**: Talled 116 rushing yards on 23 carries for 5.0-yard average...his third 100-plus yard rushing game this season and eighth in his career...**vs. Arizona (10/22)**: Rushed 22 times for 106 yards and one touchdown... caught four passes for 51 yards...notched his fourth 100-plus yard rushing game of the season...**vs. New Orleans (11/26)**: Rushed 17 times for 74 yards... recorded four receptions for 54 yards...totaled 21 touches for 128 yards... his seven 25-plus yard receptions this season currently leads the NFL at his position...**at Arizona (12/3)**: Rushed 19 times for 74 yards...recorded six receptions for 84 yards...totaled 25 touches for 158 yards...**vs. Philadelphia (12/10)**: Rushed 13 times for a team-leading 96 yards and two touchdowns...recorded three receptions for 39 yards...totaled 16 touches for 135 yards from scrimmage...eclipsed the 1,000 yard rushing mark for a second season...**at Seattle (12/17)**: Totaled 24 touches for 180 yards from scrimmage and four touchdowns...rushed 21 times for a season-high 152 yards, a 7.2-yard average and three touchdowns...recorded three receptions for 28 yards and one touchdown...was the first Rams player in over a decade with four touchdowns in a single game...second player in franchise history to have 1,800-plus scrimmage yards and 15-plus touchdowns in the team's first 14 games of a season...**at Tennessee (12/24)**: Totaled 32 touches for 275 scrimmage yards, the third highest mark in franchise history in a single game...rushed 22 times for 118 yards...recorded 10 receptions for a career high 158 yards and two touchdowns including an 81-yard touchdown, the second-longest reception by a running back this season...became the third player in NFL history to have 100-plus rushing yards and 150-plus receiving yards in a single game, joining Ollie Matson (1954) and

Herschel Walker (1986)...**Wild Card vs. Atlanta (1/6/18)**: Started at running back...rushed 14 times for 101 yards and a 7.2-yard average...had two long rushes of 26 and 33 yards...totaled four receptions for 10 yards.

**2016 SEASON**: Carried the ball 278 times for 885 yards and six rushing touchdowns...posted a new career-high in receiving yards (327)...**at Tampa Bay (9/25)**: Rushed for 85 yards on 27 carries, and found the end zone twice...marked his third multi-touchdown game of his career...**at Arizona (10/2)**: Carried the ball 17 times for 33 yards...recorded a career long 33-yard reception...finished with five receptions...**vs. Buffalo (10/9)**: Recorded 23 carries for 72 yards...scored his first rushing touchdown in the Coliseum, his third of the season...caught three passes for 36 yards...totaled 108 yards from scrimmage...**at Detroit (10/16)**: Carried the ball 14 times for 58 yards, a 4.1-yard average...caught four passes for 39 yards for a total of 97 yards on 18 touches...**vs. Miami (11/20)**: Rushed for 76 yards on 20 carries...scored his fourth rushing touchdown of the season on his longest run of the year (24)...**at New Orleans (11/27)**: Rushed the ball 13 times for 50 yards...recorded longest reception of the season after hauling in a 31-yard reception from QB Jared Goff...finished with four receptions for 49 yards...**vs. Atlanta (12/11)**: Totaled 16 carries for 61 yards...scored his fifth rushing touchdown of the season on a three-yard rush...caught three passes for 22 yards...**vs. San Francisco (12/26)**: Carried the ball 23 times for 67 yards... scored his sixth rushing touchdown of the season...hauled in three receptions for 20 yards.

**2015 SEASON**: Played in 13 games and started 12...earned first Pro Bowl honor...finished the season leading the team in rushes (229) and rushing yards (1,108) and 10 touchdowns...finished the season third in rushing yards in the NFL...the last Rams running back to have at least 1,000 yards was Steven Jackson (1,045) in 2012...the last Rams rookie running back to reach 1,000 was Jerome Bettis (1,429) in 1993...last time a Rams running back to have a rushing touchdown in at least five consecutive games was Marshall Faulk in Weeks 15-17 in '01 and Weeks 1-3 in '02... recorded five 100-yard rushing games...one of three rookies since 1970 with 700-plus rushing yards in first six career starts (Adrian Peterson, Eric Dickerson)...**at Arizona (10/4)**: Made his first NFL start...led the team in rushes (19) and rushing yards (146)... marked his first 100-yard rushing game of his career...notched a long rush of 52 yards...**at Green Bay (10/11)**: Started at running back...notched his second-consecutive 100-yard rushing game... rushed 30 times for 159 yards, a 5.3-yard average, including a long rush of 55 yards... **vs. Cleveland (10/25)**: Started at running back...scored his first NFL touchdown on a 1-yard rush...added a second touchdown on a 16-yard rush...finished the day with 19 rushes for 128 yards, including a long of 48 yards...also had four receptions for 35 yards, to put his total yards at 163...marked his third consecutive 100-yard rushing game...the last Rams rookie running back to post 100-plus yards in three consecutive games was Eric Dickerson in 1983...**vs. San Francisco (11/1)**: Made his fourth start at running back...rushed 20 times for 133 yards, a 6.7-yard average...has four rushes of 45-plus yards in his first four games as a starter (48 v CLE, 52 at AZ, 55 at GB, 71 v SF)... notched a 71-yard touchdown run, the longest rushing play of the season for the Rams and the fourth longest rush of the season in the NFL...marked his fourth consecutive game with 100-plus yards, last Rams rookie running back to do so was Jerome Bettis in 1993...in his first four career starts, he has rushed for 566 yards, the most yards by any NFL player in his first four starts who began career in Super Bowl era. Previously, the record was held by Billy Sims (539)...**vs. Detroit (12/13)**: Started at running back...rushed 16 times for 140 yards and two touchdowns...marked his fifth 100-plus yard rushing yard game and second multi-touchdown game...notched three rushes for 20-plus yards, including a long of 49 yards...has amassed 975 rushing yards this season on 189 attempts for a 5.2-yard average...his 975 rushing yards rank fourth in the NFL, behind Adrian Peterson (1,251), Doug Martin (1,214), and Jonathan Stewart (989).

**COLLEGE**: Notched 18 career 100-yard rushing games at Georgia, second most in school history...also had one 200 yard rushing game...scored 44 career touchdowns (36 rushing, six receiving, two kickoffs), which ranks second in school records behind Herschel Walker (52)...second in school history with 4,322 all-purpose yards and 3,285 rushing yards, trailing Walker (5,749)... one of only four Bulldogs to have 3,000-plus yards rushing in his career...established new school record with career 6.44 average gain per rush (old mark: 6.42, Charley Trippi, 1942, 1945-46)...

voted team's offensive MVP for 2014 season...named to the Paul Hornung Award Honor Roll following his performances against Vanderbilt, Tennessee and Clemson during the 2014 season... also tapped three times for Athlon Sports National Player of the Week honors...earned SEC Offensive Player of the Weeks honors six times during his collegiate career...posted a career-high 208 rushing yards on 28 carries and two touchdowns vs. Tennessee (2014)...in 2012, became the second UGA true freshman (Walker in 1980) to rush for more than 1,000 yards...set Georgia freshman running back record with 17 rushing touchdowns, which is tied for third overall at UGA...tallied nine games with at least 100 yards rushing, which ranks tied for third in school history for a season.

**PERSONAL:** Name pronounced "GUR-lee"...attended Tarboro High School...earned North Carolina Associated Press Player of the Year honors for 2011...NCPreps.com 2A Player of the

Year for 2011...SuperPrep All-Mid-Atlantic Team...ESPN.com four star prospect, No. 11 ranked running back, ranked No. 10 in state of North Carolina overall...ESPNHS North Carolina Magazine First Team All State...won three consecutive 2A State Championships at Tarboro High School...rushed for 242 yards and four touchdowns in 2011 State Championship game...as a senior totaled 2,600 yards and 38 touchdowns...played running back and safety during his junior season, totaling 1,472 rushing yards and 26 touchdowns, as well as 79 tackles, an interception, and a forced fumble...ran track for Team USA in Europe during the Spring and Summer of 2011...majored in pre-business...recipient of the Jack and Joy Davis Football Scholarship all three years of his Georgia career.



## TODD GURLEY II NFL STATISTICS

### REGULAR SEASON

Year	Team	G/S	No.	Receiving				Att.	Rushing			
				Yards	Avg.	Long	TD		Yards	Avg.	Long	TD
2015	St. Louis Rams	13/12	21	188	9.0	31	0	229	1,106	4.8	71t	10
2016	Los Angeles Rams	16/16	43	327	7.6	33	0	278	885	3.2	24t	6
2017	Los Angeles Rams	15/15	64	788	12.4	80t	6	279	1,305	4.7	57t	13
2018	Los Angeles Rams	14/14	59	580	9.8	56	4	256	1,251	4.9	36	17
2019	Los Angeles Rams	1/1	1	4	4.0	4	0	14	97	6.9	25	0
<b>Totals</b>		<b>59/58</b>	<b>188</b>	<b>1,887</b>	<b>8.6</b>	<b>80t</b>	<b>10</b>	<b>1,056</b>	<b>4,644</b>	<b>4.9</b>	<b>71t</b>	<b>46</b>

### POSTSEASON

Year	Team	G/S	No.	Receiving				Att.	Rushing			
				Yards	Avg.	Long	TD		Yards	Avg.	Long	TD
2017	Los Angeles Rams	1/1	4	10	2.5	4	0	14	101	7.2	33	0
2018	Los Angeles Rams	3/3	4	5	1.3	7	0	30	160	5.3	35t	2
<b>Totals</b>		<b>4/4</b>	<b>8</b>	<b>15</b>	<b>1.9</b>	<b>7</b>	<b>0</b>	<b>44</b>	<b>261</b>	<b>5.9</b>	<b>35t</b>	<b>2</b>

# TODD GURLEY II GAME-BY-GAME



## 2019 Los Angeles Rams

Game	W/L	P/S	Receiving				Rushing				TD	
			No.	Yards	Avg.	Long	Att.	Yards	Avg.	Long		
at Car 9/8	W	1/1	1	4	4.0	4	0	14	97	6.9	25	0
NO 9/15												
at Cle 9/22												
TB 9/29												
at Sea 10/3												
SF 10/13												
at Atl 10/20												
Cin 10/27												
at Pit 11/10												
Chi 11/17												
Bal 11/25												
at Ari 12/1												
Sea 12/8												
at Dal 12/15												
SF TBD												
Ari 12/29												
<b>Totals</b>	<b>1-0</b>	<b>1/1</b>	<b>1</b>	<b>4</b>	<b>4.0</b>	<b>4</b>	<b>0</b>	<b>14</b>	<b>97</b>	<b>6.9</b>	<b>25</b>	<b>0</b>

## 2018 Los Angeles Rams

Game	W/L	P/S	Receiving				Rushing				TD	
			No.	Yards	Avg.	Long	Att.	Yards	Avg.	Long		
at Oak 9/10	W	1/1	3	39	13.0	19	1	20	108	5.4	23	0
Ari 9/16	W	1/1	3	31	10.3	15	0	19	42	2.2	11	3
LAC 9/23	W	1/1	5	51	10.2	25	0	23	105	4.6	14	1
Min 9/27	W	1/1	4	73	18.3	56	1	17	83	4.9	10	0
at Sea 10/7	W	1/1	4	36	9.0	19	0	22	77	3.5	16	3
at Den 10/14	W	1/1	2	17	8.5	13	0	28	208	7.4	29	2
at SF 10/21	W	1/1	4	23	5.8	12	1	15	63	4.2	18	2
GB 10/28	W	1/1	6	81	13.5	32	1	25	114	4.6	23	0
at NO 11/4	L	1/1	6	11	1.8	8	0	13	68	5.2	24	1
Sea 11/11	W	1/1	3	40	13.3	20	0	16	120	7.5	17	1
KC 11/19	W	1/1	3	39	13.0	19	0	12	55	4.6	24	0
at Det 12/2	W	1/1	3	33	11.0	19	0	23	132	5.7	36	2
at Chi 12/9	L	1/1	3	30	10.0	11	0	11	28	2.5	12	0
Phi 12/16	L	1/1	10	76	7.6	11	0	12	48	4.0	21	2
at Ari 12/23	W	0/0					Inactive					
SF 12/30	W	0/0					Inactive					
<b>Totals</b>	<b>13-3</b>	<b>14/14</b>	<b>59</b>	<b>580</b>	<b>9.8</b>	<b>56</b>	<b>4</b>	<b>256</b>	<b>1,251</b>	<b>4.9</b>	<b>36</b>	<b>17</b>

## 2018 Postseason

Game	W/L	P/S	Receiving				Rushing				TD	
			No.	Yards	Avg.	Long	Att.	Yards	Avg.	Long		
Dal 1/12/19*	W	1/1	2	3	1.5	7	0	16	115	7.2	35t	1
at NO 1/20/19^	W	1/1	1	3	3.0	3	0	4	10	2.5	6t	1
NE 2/3/19!	L	1/1	1	-1	-1.0	-1	0	10	35	3.5	16	0
<b>Totals</b>	<b>2-1</b>	<b>3/3</b>	<b>4</b>	<b>5</b>	<b>1.3</b>	<b>7</b>	<b>0</b>	<b>30</b>	<b>160</b>	<b>5.3</b>	<b>35t</b>	<b>2</b>

\* Denotes NFC Divisional Playoff Game, ^ Denotes NFC Championship Game, ! Denotes Super Bowl LIII

## 2017 Los Angeles Rams

Game	W/L	P/S	Receiving				Rushing				TD	
			No.	Yards	Avg.	Long	Att.	Yards	Avg.	Long		
Ind 9/10	W	1/1	5	58	11.6	24	0	19	40	2.1	12	1
Was 9/17	L	1/1	3	48	16.0	28	1	16	88	5.5	18	1
at SF 9/21	W	1/1	5	36	7.2	27	1	28	113	4.0	29	2
at Dal 10/1	W	1/1	7	94	13.4	53t	1	23	121	5.3	17	0
Sea 10/8	L	1/1	2	7	3.5	6	0	14	43	3.1	11	0
at Jax 10/15	W	1/1	1	4	4.0	4	0	23	116	5.0	14	0
Ari 10/22	W	1/1	4	48	12.0	35	0	22	106	4.8	18t	1
at NYG 11/5	W	1/1	2	45	22.5	44	0	16	59	3.7	36	2
Hou 11/12	W	1/1	6	68	11.3	43	0	11	68	6.2	34	0
at Min 11/19	L	1/1	3	19	6.3	11	0	15	37	2.5	8	1
NO 11/26	W	1/1	4	54	13.5	31	0	17	74	4.4	14	0
at Ari 12/3	W	1/1	6	84	14.0	33	0	19	74	3.9	14	0
Phi 12/10	L	1/1	3	39	13.0	20	0	13	96	7.4	30	2
at Sea 12/17	W	1/1	3	28	9.3	14t	1	21	152	7.2	57t	3
at Ten 12/24	W	1/1	10	158	15.8	80t	2	22	118	5.4	34	0
SF 12/31	L					Inactive						
<b>Totals</b>	<b>11-5</b>	<b>15/15</b>	<b>64</b>	<b>788</b>	<b>12.3</b>	<b>80t</b>	<b>6</b>	<b>279</b>	<b>1,305</b>	<b>4.7</b>	<b>57t</b>	<b>13</b>

## 2017 Postseason

Game	W/L	P/S	Receiving				Rushing				TD	
			No.	Yards	Avg.	Long	Att.	Yards	Avg.	Long		
Atl 1/6/18 *	L	1/1	4	10	2.5	4	0	14	101	7.2	33	0
<b>Totals</b>	<b>0-1</b>	<b>1/1</b>	<b>4</b>	<b>10</b>	<b>2.5</b>	<b>4</b>	<b>0</b>	<b>14</b>	<b>101</b>	<b>7.2</b>	<b>33</b>	<b>0</b>

\* Denotes NFC Wild Card Game

## 2015 St. Louis Rams

Game	W/L	P/S	Receiving				Rushing				TD	
			No.	Yards	Avg.	Long	Att.	Yards	Avg.	Long		
Sea 9/13	W					Inactive						
at Was 9/20	L					Inactive						
Pit 9/27	L	1/0	1	5	5.0	5	0	6	9	1.5	4	0
at Ari 10/4	W	1/1	2	15	7.5	8	0	19	146	7.7	52	0
at GB 10/11	L	1/1	0	0	0.0	0	0	30	159	5.3	55	0
Cle 10/25	W	1/1	4	35	8.8	24	0	19	128	6.7	48	2
SF 11/1	W	1/1	3	13	4.3	15	0	20	133	6.7	71t	1
at Min 11/8	L	1/1	3	20	6.7	11	0	24	89	3.7	16	1
Chi 11/15	L	1/1	3	44	14.7	31	0	12	45	3.8	9	1
at Bal 11/22	L	1/1	0	0	0.0	0	0	25	66	2.6	7	1
at Cin 11/29	L	1/1	1	11	11.0	11	0	9	19	2.1	8	0
Ari 12/6	L	1/1	0	0	0.0	0	0	9	41	4.6	34	0
Det 12/13	W	1/1	1	7	7.0	7	0	16	140	8.8	49	2
TB 12/17	W	1/1	2	31	15.5	19	0	21	48	2.3	9	1
at Sea 12/27	W	1/1	1	7	7.0	7	0	19	85	4.5	20	1
at SF 1/3	L					Inactive						
<b>Totals</b>	<b>7-9</b>	<b>13/12</b>	<b>21</b>	<b>188</b>	<b>9.0</b>	<b>31</b>	<b>0</b>	<b>229</b>	<b>1,108</b>	<b>4.8</b>	<b>71t</b>	<b>10</b>

## 2016 Los Angeles Rams

Game	W/L	P/S	Receiving				Rushing				TD	
			No.	Yards	Avg.	Long	Att.	Yards	Avg.	Long		
at SF 9/12	L	1/1	1	-5	-5.0	-5	0	17	47	2.8	10	0
Sea 9/18	W	1/1	1	19	19.0	19	0	19	51	2.7	11	0
at TB 9/25	W	1/1	1	-5	-5.0	-5	0	27	85	3.1	16	2
at Ari 10/2	W	1/1	5	49	9.8	33	0	17	33	1.7	5	0
Buf 10/9	L	1/1	3	36	12.0	24	0	23	72	3.1	16	1
at Det 10/16	L	1/1	4	39	9.8	13	0	14	58	4.1	15	0
NYG 10/23	L	1/1	6	35	5.8	20	0	15	57	3.8	8	0
Car 11/6	L	1/1	4	26	6.5	11	0	12	48	4.0	18	0
at NYJ 11/13	W	1/1	1	8	8.0	8	0	21	64	3.0	13	0
Mia 11/20	L	1/1	0	0	0.0	0	0	20	76	3.8	24t	1
at NO 11/27	L	1/1	4	39	9.8	31	0	13	50	3.8	13	0
at NE 12/4	L	1/1	2	9	4.5	7	0	11	38	3.5	9	0
Atl 12/11	L	1/1	3	22	7.3	12	0	16	61	3.8	9	1
at Sea 12/15	L	1/1	1	-2	-2.0	-2	0	14	38	2.7	22	0
SF 12/24	L	1/1	3	20	6.7	9	0	23	67	2.9	11	1
Ari 1/1/17	L	1/1	4	37	9.3	29	0	14	40	2.9	8	0
<b>Totals</b>	<b>4-12</b>	<b>16/16</b>	<b>43</b>	<b>327</b>	<b>7.6</b>	<b>33</b>	<b>0</b>	<b>278</b>	<b>885</b>	<b>3.2</b>	<b>24t</b>	<b>6</b>



# 54 BRYCE HAGER

Linebacker // Baylor // Austin, Texas

Ht./Wt.: 6-1/237

NFL Exp.: 5th (5th Rams)

GP/GS, (Playoffs): 65/2, (4/0)

Birth Date: 5/4/1992

Acquired: D7A-2015 (No. 224)

**TRANSACTIONS:** Selected by the Rams in the seventh round (224th overall) of the 2015 NFL Draft (5/2/15).

**PRO:** Fifth-year pro has played in every game of his NFL career...recorded 26 special teams tackles in his first 65 regular season NFL games...a standout special teams performer...earned first-career start in 2017 Week 17 contest against San Francisco.

**2019 SEASON:** Earned second career start in 2019 season opener at Carolina...**at Carolina (9/8):** Recorded three tackles, (one solo)...added a tackle on special teams...played 25 snaps defensively (37 percent).

**2018 SEASON:** Appeared in all 16 regular season games and three postseason contests including Super Bowl LIII...saw action at linebacker and served as a special teams contributor...compiled 10 total tackles (six solo) and one pass defended...notched four special teams tackles for the second consecutive season...**vs. Arizona (9/16):** Saw action at linebacker and special teams...recorded three solo tackles on defense...**at San Francisco (10/21):** Saw action on defense and special teams...notched two tackles (one solo) and one pass deflection on defense...**at New Orleans (11/4):** Saw action at linebacker and on special teams...recorded one solo tackle on defense and made one solo special teams tackle...**vs. Kansas City (11/19):** Saw significant action on special teams...notched a season-high three special teams tackles...**at Arizona (12/23):** Saw action on defense and special teams...registered one solo tackle on defense...**vs. San Francisco (12/30):** Saw action on defense and special teams...tallied three assisted tackles on defense...**Divisional Round vs. Dallas (1/12/19):** Saw action on defense and special teams...tallied one solo tackle on defense, his first career postseason tackle...**Championship Round at New Orleans (1/20/19):** Saw significant action on special teams...notched three special teams tackles (one solo)...**Super Bowl LIII (2/3/19):** Saw significant action on special teams.

**2017 SEASON:** Played in all 16 games of the regular season and one postseason...saw action at linebacker and served as a contributor on special teams...notched a career-high 11 tackles (eight solo), one sack, one pass defended, and one forced fumble...**at Arizona (12/3):** Saw action at linebacker for an injured Alec Ogletree and on special teams...recorded four tackles (one solo), one pass defended, and his first career sack...**at Seattle (12/17):** Saw action at linebacker and special teams...recorded two solo tackles on defense...**vs. San Francisco (12/31):** Started at linebacker and played on special teams...notched four solo tackles...**Wild Card vs. Atlanta (1/6/18):** Saw action at linebacker...recorded one tackle and one forced fumble on special teams.

**2016 SEASON:** Served as a major contributor on special teams...finished second on the team with 10 special teams tackles...**at**

**Tampa Bay (9/25):** Saw action at linebacker, and recorded one special teams tackle...**at Arizona (10/2):** Recorded two special teams tackles...**at Detroit (10/16):** Saw action at linebacker and recorded a tackle on special teams...**vs. New York Giants (10/23):** Recorded two special teams tackles...**vs. Carolina (11/6):** Registered one special teams tackle...**at New York Jets (11/13):** Tallied one special teams tackle...**at New England (12/4):** Recorded one special teams tackle...**at Seattle (12/15):** Recorded his first pass defended of his career...**vs. San Francisco (12/26):** Racked up his 10th special teams tackle of the season...

**2015 SEASON:** Played in 16 games...saw action on special teams and made seven tackles...**vs. Seattle (9/13):** Made his NFL debut...saw action on special teams and made one tackle...**at Baltimore (11/22):** Saw action on special teams...tallied two tackles.

**COLLEGE:** All-American linebacker and three-time All-Big 12 honoree...made 322 career tackles, 24 for loss and 26 quarterback hurries...member of winningest class in school history, in five seasons with program...part of school-record five straight bowl teams, two conference championships (2013 & 2014 Big 12 titles), two bowl wins in four seasons of play following redshirt year - 26-1 home record (40-12 overall)...started 32 of 48 career games as three-year starting linebacker and quarterback of the defense...named All-America as senior and All-Big 12 in 2012, 2013 and 2014...led Big 12 in tackles (9.5 per game) in 2012...selected second team by AP, coaches, ESPN, Athlon, Phil Steele and Waco Tribune-Herald...elected 2013 Lott IMPACT Trophy quarter-finalist...scored first career touchdown on 91-yard fumble return (second longest in BU history) in win over Buffalo...served as a redshirt freshman in 2011...was a true freshman in 2010.

**PERSONAL:** Name pronounced "HAY-gur"...all-state linebacker/running back from Westlake High School in Austin, Texas...named first-team AP Class 5A linebacker as senior in 2009 after leading WHS to 13-3 record, DI state runner-up finish and No. 3 final ranking...named 2009 District 25-5A Defensive MVP...totaled 158 tackles, 15 tackles-for-loss, eight sacks, one interception, four quarterback pressures and seven pass breakups as senior...also credited with 13 rushing touchdowns in 2009...totaled 59 tackles and two interceptions as junior in 2008 in first season as starter on 9-5 Westlake squad...earned 2008 first-team All-District 25-5A honors at linebacker...also had 250 rushing yards and 116 receiving yards as junior...son of Britt and Bridgette Hager...born in Austin, Texas...father, Britt, is former Texas All-American and played linebacker with the Philadelphia Eagles, Denver Broncos and St. Louis Rams...graduated in December 2014 with Bachelor's degree in health, human performance and recreation studies.

# BRYCE HAGER NFL STATISTICS



## REGULAR SEASON

Year	Team	G/S	Tackles			Sacks	Yards	Int.	Interceptions			PD	Fumbles		
			Total	Solo	Asst.				Yards	Long	TD		FF	FR	Yards
2015	St. Louis Rams	16/0	0	0	0	0.0	0.0	0	0	0	0	0	0	0	0
2016	Los Angeles Rams	16/0	0	0	0	0.0	0.0	0	0	0	1	0	0	0	
2017	Los Angeles Rams	16/1	11	8	3	1.0	4.0	0	0	0	1	1	1	0	
2018	Los Angeles Rams	16/0	10	6	4	0.0	0.0	0	0	0	1	0	0	0	
2019	Los Angeles Rams	1/1	3	2	1	0.0	0.0	0	0	0	1	0	0	0	
<b>Totals</b>		<b>65/2</b>	<b>24</b>	<b>16</b>	<b>8</b>	<b>1.0</b>	<b>4.0</b>	<b>0</b>	<b>0</b>	<b>0</b>	<b>3</b>	<b>1</b>	<b>1</b>	<b>0</b>	

## POSTSEASON

Year	Team	G/S	Tackles			Sacks	Yards	Int.	Interceptions			PD	Fumbles		
			Total	Solo	Asst.				Yards	Long	TD		FF	FR	Yards
2017	Los Angeles Rams	1/0	0	0	0	0.0	0.0	0	0	0	0	0	0	0	
2018	Los Angeles Rams	3/0	1	1	0	0.0	0.0	0	0	0	0	0	0	0	
<b>Totals</b>		<b>4/0</b>	<b>1</b>	<b>1</b>	<b>0</b>	<b>0.0</b>	<b>0.0</b>	<b>0</b>	<b>0</b>	<b>0</b>	<b>0</b>	<b>0</b>	<b>0</b>	<b>0</b>	

Additional Career Statistics: Special Teams Tackles: 2019 (1), 2018 (4), 2017 (4), 2015 (7), 2016 (10), Postseason 2018 (3), 2017 (1).

# BRYCE HAGER GAME-BY-GAME



### 2019 Los Angeles Rams

Game	W/L	P/S	T	S	A	Sk	Yds	Int	Yds	Lg	TD	PD	FF	FR	Yds
at Car 9/8	W	1/1	3	1	2	0.0	0.0	0	0	0	0	0	0	0	0
NO 9/15															
at Cle 9/22															
TB 9/29															
at Sea 10/3															
SF 10/13															
at Atl 10/20															
Cin 10/27															
at Pit 11/10															
Chi 11/17															
Bal 11/25															
at Ari 12/1															
Sea 12/8															
at Dal 12/15															
at SF TBD															
Ari 12/29															
<b>Totals</b>	<b>1-0</b>	<b>1/1</b>	<b>3</b>	<b>1</b>	<b>2</b>	<b>0.0</b>	<b>0.0</b>	<b>0</b>	<b>0</b>	<b>0</b>	<b>0</b>	<b>0</b>	<b>0</b>	<b>0</b>	<b>0</b>

### 2018 Los Angeles Rams

Game	W/L	P/S	T	S	A	Sk	Yds	Int	Yds	Lg	TD	PD	FF	FR	Yds
at Oak 9/10	W	1/0	0	0	0	0.0	0.0	0	0	0	0	0	0	0	0
Ari 9/16	W	1/0	3	3	0	0.0	0.0	0	0	0	0	0	0	0	0
LAC 9/23	W	1/0	0	0	0	0.0	0.0	0	0	0	0	0	0	0	0
Min 9/27	W	1/0	0	0	0	0.0	0.0	0	0	0	0	0	0	0	0
at Sea 10/7	W	1/0	0	0	0	0.0	0.0	0	0	0	0	0	0	0	0
at Den 10/14	W	1/0	0	0	0	0.0	0.0	0	0	0	0	0	0	0	0
at SF 10/21	W	1/0	2	1	1	0.0	0.0	0	0	0	0	1	0	0	0
GB 10/28	W	1/0	0	0	0	0.0	0.0	0	0	0	0	0	0	0	0
at NO 11/4	L	1/0	1	1	0	0.0	0.0	0	0	0	0	0	0	0	0
Sea 11/11	W	1/0	0	0	0	0.0	0.0	0	0	0	0	0	0	0	0
KC 11/19	W	1/0	0	0	0	0.0	0.0	0	0	0	0	0	0	0	0
at Det 12/2	W	1/0	0	0	0	0.0	0.0	0	0	0	0	0	0	0	0
at Chi 12/9	L	1/0	0	0	0	0.0	0.0	0	0	0	0	0	0	0	0
Phi 12/16	L	1/0	0	0	0	0.0	0.0	0	0	0	0	0	0	0	0
at Ari 12/23	W	1/0	1	1	0	0.0	0.0	0	0	0	0	0	0	0	0
SF 12/30	W	1/0	3	0	3	0.0	0.0	0	0	0	0	0	0	0	0
<b>Totals</b>	<b>13-3</b>	<b>16/0</b>	<b>10</b>	<b>6</b>	<b>4</b>	<b>0.0</b>	<b>0.0</b>	<b>0</b>	<b>0</b>	<b>0</b>	<b>0</b>	<b>1</b>	<b>0</b>	<b>0</b>	<b>0</b>

### 2018 Post Season

Game	W/L	P/S	T	S	A	Sk	Yds	Int	Yds	Lg	TD	PD	FF	FR	Yds
Dal 1/12/19*	W	1/0	1	1	0	0.0	0.0	0	0	0	0	0	0	0	0
at NO 1/20/19^	W	1/0	0	0	0	0.0	0.0	0	0	0	0	0	0	0	0
NE 2/3/19!	L	1/0	0	0	0	0.0	0.0	0	0	0	0	0	0	0	0
<b>Totals</b>	<b>2-1</b>	<b>3/0</b>	<b>1</b>	<b>1</b>	<b>0</b>	<b>0.0</b>	<b>0.0</b>	<b>0</b>	<b>0</b>	<b>0</b>	<b>0</b>	<b>0</b>	<b>0</b>	<b>0</b>	<b>0</b>

\* Denotes NFC Divisional Playoff Game, ^ Denotes NFC Championship Game, ! Denotes Super Bowl LIII

### 2017 Los Angeles Rams

Game	W/L	P/S	T	S	A	Sk	Yds	Int	Yds	Lg	TD	PD	FF	FR	Yds
Ind 9/10	W	1/0	0	0	0	0.0	0.0	0	0	0	0	0	0	0	0
Was 9/17	L	1/0	0	0	0	0.0	0.0	0	0	0	0	0	0	0	0
at SF 9/21	W	1/0	0	0	0	0.0	0.0	0	0	0	0	0	0	0	0
at Dal 10/1	W	1/0	0	0	0	0.0	0.0	0	0	0	0	0	0	0	0
Sea 10/8	L	1/0	0	0	0	0.0	0.0	0	0	0	0	0	0	0	0
at Jax 10/15	W	1/0	0	0	0	0.0	0.0	0	0	0	0	0	0	0	0
Ari 10/22	W	1/0	0	0	0	0.0	0.0	0	0	0	0	0	0	0	0
at NYG 11/5	W	1/0	1	1	0	0.0	0.0	0	0	0	0	0	0	0	0
Hou 11/12	W	1/0	0	0	0	0.0	0.0	0	0	0	0	0	0	0	0
at Min 11/19	L	1/0	0	0	0	0.0	0.0	0	0	0	0	0	0	0	0
NO 11/26	W	1/0	0	0	0	0.0	0.0	0	0	0	0	0	0	0	0
at Ari 12/3	W	1/0	4	1	3	1.0	4.0	0	0	0	1	0	0	0	0
Phi 12/10	L	1/0	0	0	0	0.0	0.0	0	0	0	0	0	0	0	0
at Sea 12/17	W	1/0	2	2	0	0.0	0.0	0	0	0	0	0	0	0	0
at Ten 12/24	W	1/0	0	0	0	0.0	0.0	0	0	0	0	0	0	0	0
SF 12/31	L	1/1	4	4	0	0.0	0.0	0	0	0	1	1	0	0	0
<b>Totals</b>	<b>11-5</b>	<b>16/1</b>	<b>11</b>	<b>8</b>	<b>3</b>	<b>1.0</b>	<b>4.0</b>	<b>0</b>	<b>0</b>	<b>0</b>	<b>1</b>	<b>1</b>	<b>1</b>	<b>0</b>	<b>0</b>

### 2017 Post Season

Game	W/L	P/S	T	S	A	Sk	Yds	Int	Yds	Lg	TD	PD	FF	FR	Yds
Atl 1/6/18*	L	1/0	0	0	0	0.0	0.0	0	0	0	0	0	0	0	0
<b>Totals</b>	<b>0-1</b>	<b>1/0</b>	<b>0</b>	<b>0</b>	<b>0</b>	<b>0.0</b>	<b>0.0</b>	<b>0</b>	<b>0</b>	<b>0</b>	<b>0</b>	<b>0</b>	<b>0</b>	<b>0</b>	<b>0</b>

\* Denotes NFC Wild Card Game

### 2016 Los Angeles Rams

Game	W/L	P/S	T	S	A	Sk	Yds	Int	Yds	Lg	TD	PD	FF	FR	Yds
at SF 9/12	L	1/0	0	0	0	0.0	0.0	0	0	0	0	0	0	0	0
Sea 9/18	W	1/0	0	0	0	0.0	0.0	0	0	0	0	0	0	0	0
at TB 9/25	W	1/0	0	0	0	0.0	0.0	0	0	0	0	0	0	0	0
at Ari 10/2	W	1/0	0	0	0	0.0	0.0	0	0	0	0	0	0	0	0
Buf 10/9	L	1/0	0	0	0	0.0	0.0	0	0	0	0	0	0	0	0
at Det 10/16	L	1/0	0	0	0	0.0	0.0	0	0	0	0	0	0	0	0
NYG 10/23	L	1/0	0	0	0	0.0	0.0	0	0	0	0	0	0	0	0
Car 11/6	L	1/0	0	0	0	0.0	0.0	0	0	0	0	0	0	0	0
at NYJ 11/13	W	1/0	0	0	0	0.0	0.0	0	0	0	0	0	0	0	0
Mia 11/20	L	1/0	0	0	0	0.0	0.0	0	0	0	0	0	0	0	0
at NO 11/27	L	1/0	0	0	0	0.0	0.0	0	0	0	0	0	0	0	0
at NE 12/4	L	1/0	0	0	0	0.0	0.0	0	0	0	0	0	0	0	0
Atl 12/11	L	1/0	0	0	0	0.0	0.0	0	0	0	0	0	0	0	0
at Sea 12/15	L	1/0	0	0	0	0.0	0.0	0	0	0	0	1	0	0	0
SF 12/24	L	1/0	0	0	0	0.0	0.0	0	0	0	0	0	0	0	0
Ari 1/1/17	L	1/0	0	0	0	0.0	0.0	0	0	0	0	0	0	0	0
<b>Totals</b>	<b>4-12</b>	<b>16/0</b>	<b>0</b>	<b>0</b>	<b>0</b>	<b>0.0</b>	<b>0.0</b>	<b>0</b>	<b>0</b>	<b>0</b>	<b>0</b>	<b>1</b>	<b>0</b>	<b>0</b>	<b>0</b>







# 79 ROB HAVENSTEIN

Tackle // Wisconsin // Mount Airy, Md.

Ht./Wt.: 6-8/330

NFL Exp.: 5th (5th Rams)

GP/GS, (Playoffs): 60/60, (4/4)

Birth Date: 5/13/1992

Acquired: D2-2015 (No. 57)

**TRANSACTIONS:** Selected by the Rams in the second round (57th overall) of the 2015 NFL Draft (5/1/15).

**PRO:** Fifth-year pro...has started all 60 career regular season games and four playoff contests in which he saw action at tackle.

**2019 SEASON: at Carolina (9/8):** Started at right tackle and played all 77 snaps...part of offensive line that allowed just 1.0 sack on the day...paved the way for Rams to rush for 166 yards and a pair of touchdowns.

**2018 SEASON:** Started all 16 regular season games and three postseason contests at right tackle, including Super Bowl LIII... was a part of an offensive line that helped the Rams compile the second-most scrimmage yards in the NFL and the second-most single season scrimmage yards in franchise history (6,961)...**at Oakland (9/10):** Started at right tackle...helped pave the way for RB Todd Gurley II to rush for 108 yards...**vs. Chargers (9/23):** Started at right tackle...part of an offensive unit that totaled 521 yards...played all 77 offensive snaps...**vs. Minnesota (9/27):** Started at right tackle...part of a unit that posted 556 total yards...protected QB Jared Goff on his way to a career performance with 465 passing yards, five touchdowns and a perfect 158.3 passer rating...**at Denver (10/14):** Started at right tackle...played all 74 offensive snaps...part of an offensive line that helped RB Todd Gurley II rush for two touchdowns and a career-high 208 yards...**at San Francisco (10/21):** Started at right tackle...helped pave the way for RB Todd Gurley II to notch his third three-touchdown performance in the first seven games of the season...became only the 24th offensive lineman in franchise history to reach 50 starts with the team...**at New Orleans (11/4):** Started at right tackle...part of an offensive unit that posted 483 yards of offense and did not allow a sack of QB Jared Goff...**vs. Seattle (11/11):** Started at right tackle...helped block for RB Todd Gurley II to rush for 120 yards and 7.5 yards per carry...played all 65 offensive snaps...**vs. Kansas City (11/19):** Started at right tackle...part of an offensive unit that totaled 455 yards...recorded one miscellaneous tackle...played all 80 offensive snaps...**at Detroit (12/2):** Started at right tackle...helped pave the way for RB Todd Gurley II to total 165 yards and two rushing touchdowns on 26 touches...played all 69 offensive snaps...**at Arizona (12/23):** Started at right tackle...part of an offensive unit that rushed for 269 yards...played all 68 offensive snaps...**vs. San Francisco (12/30):** Started at right tackle...helped provide QB Jared Goff the time to throw for four touchdowns...played all 73 offensive snaps...**Divisional Round vs. Dallas (1/12/19):** Started at right tackle...played all 79 offensive snaps...helped block for RBs Todd Gurley II and C.J. Anderson to become the first pair of rushers to record 100 rushing yards in a single postseason game in franchise history...**Championship Round at New Orleans (1/20/19):** Started at right tackle...played all 69 offensive snaps...**Super Bowl LIII (2/3/19):** Started at right tackle...played all 65 offensive snaps.

**2017 SEASON:** Started 15 games of the regular season and one postseason at right tackle...was a part of an offensive line that allowed QB Jared Goff to post the fourth-highest passer rating

(100.5) in a single season in franchise history...**at Jacksonville (10/15):** Started at right tackle...was part of an offensive unit that allowed RB Todd Gurley II to rush for his third 100-plus yard game of the season...**vs. Houston (11/12):** Started at right tackle...was a part of an offensive unit that gained 443 total net yards...**vs. New Orleans (11/26):** Started at right tackle...was apart of an offensive unit that allowed QB Jared Goff to throw for 354 yards, the second-highest single game output of his career...**at Arizona (12/3):** Started at right tackle...was part of an offensive unit that allowed QB Jared Goff to throw for 220 yards and eclipse the 3,000 yard mark this season...**vs. Philadelphia (12/10):** Started at right tackle...was part of an offensive unit that allowed RB Todd Gurley to eclipse the 1,000 yard rushing mark...**at Seattle (12/17):** Started at right tackle...was part of an offensive line that helped the offense rush for a season-high 244 yards and three rushing touchdowns...**at Tennessee (12/24):** Started at right tackle...was part of an offensive line that helped RB Todd Gurley II record a career high 158 receiving yards and two touchdowns...**Wild Card vs. Atlanta (1/6/18):** Started at right tackle...was a part of an offensive unit that allowed RB Todd Gurley II to post his seventh 100-plus yard game of the season.

**2016 SEASON:** Started 15 games at right tackle...**at Tampa Bay (9/25):** Started at right tackle, and contributed to two rushing touchdowns...**at Detroit (10/16):** Started at right tackle...helped block for the offense to put up three touchdowns...**at New Orleans (11/27):** Started at right tackle...allowed time for QB Jared Goff to throw three first half touchdowns.

**2015 SEASON:** Started 13 games, missed three due to injury... earned PFWA All-Rookie honors...**vs. Seattle (9/13):** Started at right tackle in his NFL debut...helped block for the offense to produce 297 receiving yards...**at Arizona (10/4):** Helped block for QB Nick Foles to throw three touchdowns...**vs. Cleveland (10/25):** Helped block for RB Todd Gurley II to rush for 120-plus yards for the third consecutive week...**vs. San Francisco (11/1):** Part of an offensive line that did not allow a sack on QB Nick Foles...**vs. Detroit (12/13):** Opened up running lanes for RB Todd Gurley II to rush for 140 yards and two touchdowns...**vs. Tampa Bay (12/17):** Helped block for 319 net yards and three touchdowns.

**COLLEGE:** Played four years at Wisconsin...earned first-team All-America (AFCA), second-team All-America (FWAA, Sporting News, USA Today), first team All-Big Ten (consensus), and Big Ten Sportsmanship Award following 2014 senior season...matched school record with 54 career games played...started 42 games in his career, including 41 straight at right tackle over his final three seasons...anchored an offensive line that led the way for two of the three best single season rushing performances in school history at 283.8 yards per game in 2013 and a school-record 320.1 yards per game in 2014...Badgers also set a school record for total offense at 480.8 yards per game in 2013...blocked for three 1,000-yard rushers in Montee Ball, Melvin Gordon and James White, three of the top five rushers in school history...Badgers went 39-16 in his career, matching the second-highest

win total by a UW senior class...earned Second-team All-Big Ten (coaches), All-Big Ten honorable mention (media) in 2013... redshirted in 2010.

**PERSONAL:** Name pronounced "HAY-vin-stine"...ranked by ESPN/Scouts Inc. as the No. 33 offensive tackle in the country, by Scout as No. 42 and by Rivals as No. 43...top offensive tackle in Maryland (ESPN/Scouts Inc.) and ranked as 17th-best player in Maryland by Rivals...as a senior, named first-team all-state and all-area...served as team captain as a senior...as a junior, named first-team all-state, all-metro and all-area...as a sophomore, named second-team all area...won letters in football and basketball...named to honor roll all four years and was member of National Honor Society as a senior.

**Havenstein's Career Games/Starts:**


<b>Year</b>	<b>Teams</b>	<b>GP/GS</b>
2019	Los Angeles Rams	1/1
2018	Los Angeles Rams	16/16
	<i>Postseason</i>	3/3
2017	Los Angeles Rams	15/15
	<i>Postseason</i>	1/1
2016	Los Angeles Rams	15/15
2015	St. Louis Rams	13/13
<b>Totals</b>		<b>60/60</b>
	<i>Postseason</i>	4/4

# 6 JOHNNY HEKKER

Punter // Oregon St. // Bothell, Wash.

Ht./Wt.: 6-5/241  
 NFL Exp.: 8th (8th Rams)  
 GP/GS, (Playoffs): 113/0, (4/0)  
 Birth Date: 2/8/1990  
 Acquired: UDFA-2012

**TRANSACTIONS:** Signed a two-year contract extension with the Rams (9/11/17)...re-signed with the Rams (12/5/14)...signed with the Rams as an undrafted rookie free agent (4/30/12).



Hekker earned All-Pro honors in 2013 (1st team), 2014 (2nd team), 2015 (1st team), 2016 (1st team), 2017 (1st team) and 2018 (2nd team)

**PRO:** Eighth-year pro earned All-Pro honors in six-consecutive seasons (2013-18)...earned four Pro Bowl honors in 2014, 2016, 2017 and 2018...tallied the most punts in Rams franchise history with 545 career punts...set an NFL record in 2016 with the most punts downed inside the 20-yard line (50)...in 2014, finished second in the league with 33 punts downed inside the 20...earned his first Pro Bowl appearance for his 2013 performance...became the first Rams punter since 1985 (Dale Hatcher) to be named to the Pro Bowl...recorded the highest single-season net average (44.2) in NFL history...converted one career field goal and PAT attempt (9/16/18).

**2019 SEASON:** Enters eighth professional season with the Rams...**at Carolina (9/8/19):** Punted three times for 138 yards...posted a gross average of 46.0 yards per attempt including a long of 68 yards...added one tackle on a punt return.

**2018 SEASON:** Punted 43 times for 1,992 yards with a 46.3-yard average...tallied two touchbacks and placed 21 punts inside the 20-yard line...finished fourth in the NFL in punts pinnned inside 20 percentage (48.84) despite a career-low 43 punt attempts...named an Associated Press Second Team All-Pro selection...**at Oakland (9/10):** Punted two times for 117 yards...a 58.5 average and 53.5 net average...placed both punts inside the 20-yard line...his longest punt was 62 yards...**vs. Arizona (9/16):** Punted two times for 102 yards...a 51.0 average and 41.0 net average...placed one punt inside the 20-yard line...longest punt was 60 yards...converted a 20-yard field goal and one PAT attempt in place of injured K Greg Zuerlein...both career firsts...

**vs. Minnesota (9/27):** Played in his 100th career game...punted two times for 71 yards...a 35.5 net average...**at Denver (10/14):** Punted three times for 120 yards...a 40.0 net average...placed all three punts inside the 20-yard line...longest punt was 52 yards...**vs. Green Bay (10/28):** Punted a season-high seven times for 316 yards...a 45.1 average and a 43.3 net average...pinned three punts inside the 20-yard line including a game-high 52-yarder at the Green Bay 1-yard line to set up a Rams safety on the following play...connected with CB Sam Shields on a 12-yard completion in punt formation to convert on fourth-and-three in the second quarter...has at least one pass completion in six of his first seven professional seasons including the last five consecutive seasons...**vs. Seattle (11/11):** Punted two times for 89 yards...a 44.5 average and 40.0 net average...his longest punt was 55 yards...pinned one punt inside the 20-yard line...**vs. Kansas City (11/19):** Punted four times for 222 yards...a 55.0 average and 50.0 net average...recorded his longest punt of the season with a 68-yarder late in the fourth quarter...pinned three punts inside the 20-yard line...**at Chicago (12/9):** Punted three times for 146 yards...a 48.7 average and 41.3 net average...pinned one punt inside the 20-yard line...his longest punt was 62 yards...became the first punter in franchise history to record at least 25,000 yards punting...completed a seven-yard pass to TE Gerald Everett in



punt formation to successfully convert on fourth-and-seven in the second quarter...added one special teams tackle...**Divisional Round vs. Dallas (1/12/19):** Punted one time for 29 yards...a 29.0 gross and net average...**Championship Round at New Orleans (1/20/19):** Punted four times for 183 yards...a 45.8 gross and net average...pinned one punt inside the 20-yard line...his longest punt was 50 yards...passed Bob Waterfield (five) for third-most punts pinnned inside the 20-yard line in the franchise's postseason history...connected with CB Sam Shields on a 12-yard pass in punt formation to convert a fourth-and-five for his first career postseason pass attempt and completion...**Super Bowl LIII (2/3/19):** Punted nine times for 417 yards...a 46.3 average and a 46.1 net average...pinned five punts inside the 20-yard line...tied Bob Waterfield (nine) for the second-most punts in a postseason game in franchise history...passed John Baker (six) for the second-most punts pinnned inside the 20-yard line in Rams postseason history...his longest punt was 65 yards which set a new Super Bowl record.

**2017 SEASON:** Punted 65 times for 3,113 yards a 47.9-yard average...tallied four touchbacks and placed 30 punts inside the 20-yard line...**vs. Washington (9/17):** Punted four times for 182 yards for a 45.5-yard average and 42.3-yard net average...placed one punt inside the 20-yard line... completed a pass to rookie WR Josh Reynolds for 28 yards on fourth down...**at Jacksonville (10/15):** Punted seven times for 322 yards...a 46.0-yard average and 43.1-yard net average...placed four punts inside the 20-yard line and had a long of 67 yards...**vs. Arizona (10/22):** Punted two times for 119 yards...a 59.5 average and 55.0 net average... had a long of 65 yards...placed two punts inside the 20-yard line...**vs. Houston (11/12):** Punted four times for 205 yards...a 51.3-yard average and 42-yard net average...completed a pass to WR Pharoah Cooper for six yards on fourth down...**vs. Philadelphia (12/10):** Punted five times for 282 yards...a 56.4 average and 50.2 net average...placed three punts inside the 20 yard line...had a long of 64 yards...**vs. San Francisco (12/31):** Punted seven times for 341 yards...a 48.7 average and 44.1 net average...placed two punts inside the 20-yard line...**Wild Card vs. Atlanta (1/6/18):** Punted five times for 218 yards for a 43.6-yard average and 42.8-yard net average...had a long of 66 yards, a new postseason franchise record.

**2016 SEASON:** Set new career-highs in punt yardage (4,680), punts inside the 20-yard line (51), net yardage (4,508), and net punt average (46.0), all leading the NFL...booted a career-long 78-yard punt, which tied for the longest punt of the season...allowed only one touchback the entire

Most Punts Downed Inside 20-Yard Line in NFL History (Single-Season)	
1. Johnny Hekker/Rams:	50 (2016)
2. Dave Zastudil/Cardinals:	46 (2012)
3. Dustin Colquitt/Chiefs:	45 (2012)

year...voted team captain by peers...**at San Francisco (9/13)**: Tallied 431 yards on 10 punts, while averaging 43.1 yards a punt...netted a punt total of 42.0 per kick, downing four of them inside the 20-yard line...**vs. Seattle (9/18)**: Totaled 237 yards on six punts, all downed inside the opponent's 20-yard line, for a 39.5-yard average and net average...**at Tampa Bay (9/25)**: Punted five times for 256 yards, averaging 51.2 yards per punt...his longest was a 64-yard boot...**at Arizona (10/2)**: Recorded six punts without any touchbacks, continuing his streak of zero touchbacks this season...Hekker leads the NFL in most punts inside the 20-yard line, with 15...**vs. Buffalo (10/9)**: Punted two times for 109 yards, averaging 54.5 yards a punt, and had a net average of 55.5 yards...still has not allowed a touchback this season...**vs. New York Giants (10/23)**: Booted seven punts (six inside the 20-yard line) for 320 yards, averaging 45.7 per kick...has 40 consecutive punts without a touchback, the longest current streak in the NFL...**vs. Carolina (11/6)**: Recorded a then career-long punt of 75 yards which was the third-longest punt in the NFL this season...punted five times for 243 yards for an average of 48.6-yards per kick...tallied his first touchback of the season and placed two punts inside the 20-yard line...**at New York Jets (11/13)**: Punted seven times for 362 yards, averaged 51.7 yards a kick...recorded the fourth longest punt in franchise history with a career-long 78-yard punt...the third longest punt in franchise history is 80 yards, which is shared by P Donnie Jones and Parker Hall...**vs. Miami (11/20)**: Booted eight punts (five inside the 20-yard line) for 364 yards...averaged 45.5 yards a kick...only allowed one return for one yard...placed five punts inside the 20-yard line...**at New England (12/4)**: Booted eight punts (five inside the 20-yard line), averaging 53.8 yards a kick...recorded a net average of 52.9 yards...his longest came on a 76 yard kick...**vs. Atlanta (12/11)**: Booted seven punts for 340 yards, averaging 48.6 yards a kick...placed six punts inside the 20-yard line giving him 46 for the year, tying Dave Zastudil (2012) for the NFL record...**at Seattle (12/15)**: Punted four times for 216 yards, with a 54-yard average and a 50-yard net average...registered a long 66-yard punt...**vs. San Francisco (12/26)**: Punted eight times for 368 yards, averaging 46 yards a kick...set the NFL single-season record for most punts downed inside the 20-yard line (50)...**vs. Arizona (1/1)**: Booted seven punts for 337 yards, giving him a new career-high in single season punts (98)...averaged 48.1 yards a kick and a net average of 44.4 yards...kicked his third punt of the season over 70 yards (73).

**2015 SEASON**: Punted 96 times for 4,601 yards a 47.9-yard average...tallied six touchbacks and placed a career-high 41 punts inside the 20-yard line...led the NFL rankings in net punting average (43.7) and punts downs inside the opponents' 20-yard line...**at Washington (9/20)**: Punted eight times for 381 yards, a 47.6-yard average and 46.1-yard net...tallied a long of 53 yards and placed four punts inside the 20-yard line...**at Arizona (10/4)**: Punted seven times for 348 yards, a 49.7-yard average and 45.1-yard net...had a long punt of 57 yards...**at Green Bay (10/11)**: Completed a 20-yard pass to S Cody Davis on a fake punt conversion...marked his second-longest pass completion of his career...punted four times for 181 yards...placed one punt inside the 20-yard line and had a long of 51 yards...**vs. Cleveland (10/25)**: Punted five times for 244 yards for a 48.0-yard average and 48.0-yard net...placed three punts inside the 20-yard line and had a long of 56 yards...**vs. San Francisco (11/1)**: Tallied a long punt of 60 yards, his longest of the season...finished with eight punts for 436 yards, a 54.5-yard average and 49.8-yard net, and placed three punts inside the 20-yard line...**vs. Chicago (11/15)**: Punted six times for 296 yards, a 49.3-yard average, 47.8-yard net and placed three punts inside the 20-yard line...tallied a long punt of 60 yards...**vs. Arizona (12/6)**: Punted eight times for 436 yards, a 54.5-yard average and 48.3-yard net average...placed five punts inside the 20-yard line and had a long of 68 yards...also handled kickoff duties in addition to punting and tallied two kickoffs...**vs. Detroit (12/13)**: Punted six times for 284 yards for a 47.3-yard average and 45.5-yard net average...placed four punts inside the 20-yard line and had a long of 61 yards...**vs. Tampa Bay (12/17)**: Punted five times for 220 yards, a 44-yard average and 44-yard net average...placed three punts inside the 20-yard line.

**2014 SEASON**: Finished the season with a 46.5-yard gross average for eighth in the league and registered the fourth best single-season total in Rams history...**vs. Seattle (10/19)**: Connected with RB Benny Cunningham on an 18-yard pass in punt formation to convert a fourth-and-3 on the St. Louis 18-yard line with 2:55 left to play...marked his fifth career pass, first of the

season...punted three times for 153 yards, a 44.7-yard average...**at Kansas City (10/26)**: Punted six times for 324 yards, a 54.0-yard average...tallied a long of 60 yards...**at Arizona (11/9)**: Punted seven times for 305 yards, a 43.6-yard average...**at San Diego (11/23)**: Connected with WR Stedman Bailey on an 19-yard pass in punt formation to convert a fourth-and-4...marked his sixth career pass, second of the season...punted four times for 178 yards, a 44.5-yard average...tallied a long of 57 yards...**vs. Oakland (11/30)**: Punted six times for 275 yards, a 45.8-yard average...tallied a long of 60 yards...**at Washington (12/7)**: Connected with TE Cory Harkey for a two-point conversion...punted four times for 174 yards, a 43.5-yard average...tallied a long of 61 yards.

**2013 SEASON**: Earned Pro Bowl and First-Team All-Pro honors after recording the highest single-season net average (44.2) in NFL history...finished with a 46.3-yard gross average for 10th in the league and was the fourth best single-season total in Rams history...opponents averaged just 2.6 yards per return, the best total in the NFL in 2013...also added two special teams tackles...**vs. Arizona (9/8)**: Punted three times for 147 yards...placed one inside the 20-yard line and had one touchback...only one punt was returned and it went for a 1-yard gain...**vs. San Francisco (9/26)**: Notched a career-high 11 punts for 490 yards...averaged 44.5 yards per punt and registered a long of 60 yards...placed six punts inside the 20-yard line and one touchback...**vs. Jacksonville (10/6)**: Punted seven times for 286 yards, a 40.9-yard average and 40.1-yard net...placed two punts inside the 20-yard line and tallied a long of 56 yards...**at Houston (10/13)**: Punted three times for 135 yards...placed one punt inside the 20-yard line...**at Carolina (10/20)**: Punted four times for 159 yards...**vs. Tennessee (11/3)**: Punted five times for 242 yards for a 48.4-yard average and 46.8-yard net average...he placed one punt inside the 20-yard line and had a long of 57 yards...**at Indianapolis (11/10)**: Punted five times for 242 yards, including a long of 61 yards...averaged 48.4 yards per punt, a 43.4 net average...**vs. Chicago (11/24)**: Punted two times for 97 yards...his 43.7 net average leads the NFL...**at San Francisco (12/1)**: Punted five times for 244 yards, including a long of 54 yards...registered an average of 48.8 yards, a 47.8 yard net...continues to lead the NFL in net average (44.0)...**at Arizona (12/8)**: Punted five times for 257 yards, a 51.4 yard average and 42.8-yard net average...tallied two touchbacks and a long of 64 yards...**vs. New Orleans (12/15)**: Punted four times for 167 yards, a 41.8-yard average and 41.8-yard net average...registered a long of 52 yards and placed two punts inside the 20-yard line...continues to lead the NFL in net punting average (43.8)...added one special teams tackle...**at Seattle (12/29)**: Punted seven times for 337 yards, a 48.1 average and 48.4 yard net average...**vs. Tampa Bay (12/22)**: Punted two times for 88 yards for a 44-yard average and 44-yard net average.

**2012 SEASON**: Finished his first NFL campaign with a 45.8-yard gross average and a net average of 39.9 yards per attempt...both of those numbers are the fourth best for a season in Rams history...**at Detroit (9/9)**: Punted five times for 241 yards, a 48.2-yard average and 37.6-yard net...placed one punt inside the 20-yard line and recorded a long of 57 yards...**vs. Washington (9/16)**: Punted three times for 163 yards, a 54.3-yard average and 48.7-yard net, placed one inside the 20-yard line and had a long of 66 yards...**at Chicago (9/23)**: Punted six times for 279 yards, a 46.5-yard average and a long of 56 yards...ranked third in the NFC in punting average with a 48.8 average in three games...**vs. Seattle (9/30)**: Threw a two-yard touchdown pass to WR Danny Amendola on a fake field goal play...no Rams punter has thrown a touchdown pass since the merger...punted four times for 156 yards, a 39-yard average and 38.8-yard net...placed one inside the 20...**vs. Arizona (10/4)**: Punted a season-high seven times for 398 yards, including a season-long of 68 yards...averaged 56.9 yards per punt, setting a franchise single-game record...placed three punts inside the 20-yard line...also made one special teams tackle...**at Miami (10/14)**: Punted three times for 135 yards with a long of 56 yards...averaged 45 yards per punt with a 38.3 net...placed two inside the 20-yard line...**at San Francisco (11/11)**: Threw a 21-yard completion to S Rodney McLeod on fourth-and-four from the St. Louis 10-yard line with :49 left in the half on a fake punt...marked his second pass completion this season and McLeod's first career reception...on a second fake punt, completed a 19-yard pass to TE Lance Kendricks...the play pushed his passing totals to two-for-two for 40 yards on the day, and also marks his third completion this season...punted four times for 147 yards for a 36.8-yard average, 31-yard net and

placed one inside the 20-yard line...**vs. New York Jets (11/18):** Punted five times for 251 yards, a 50.2-yard average, 44.4-yard net...placed one inside the 20-yard line and had a long of 57 yards...**at Arizona (11/25):** Punted six times for 260 yards, a 43.3-yard average and 33.5-yard net...tallied a long of 48 yards and placed one inside the 20-yard line...**vs. San Francisco (12/2):** Punted a season-high nine times for 388 yards for a 43.1-yard average and 42.4-yard net...tallied a long of 63 yards and placed three punts inside the 20-yard line...**at Buffalo (12/9):** Punted eight times for 302 yards, a 37.8-yard average and 32.3-yard net...placed two punts inside the 20-yard line and tallied a long of 50 yards...**at Tampa Bay (12/23):** Punted seven times for 335 yards, a 47.9-yard average and 46.9-yard net. Hekker placed two punts inside the 20-yard line and tallied a long of 57 yards...**at Seattle (12/30):** Punted five times for 243 yards and finished with a net average of 40.2 yards and a gross average of 48.6 yards.

**COLLEGE:** Four-year starter, finished his career as one of Oregon State's most prolific punters in history...the third-best career punt yardage average at OSU at 41.3 yards per punt... set the single-game school record with a 52.5-yard average

(6-315) at Utah in 2011...earned College Football Performance Award Punter of the Week...semi-finalist for the Ray Guy Award in 2009...52 career punts of 50+ yards, including 17 as a senior in 2011 when he had six different games with at least one punt of 60+ yards...earned Pac-12 Conference honorable mention...87 career punts downed inside the 20-yard line ...named the Sun Bowl Special Teams MVP in 2008 after averaging 45 yards on 10 punts...also the holder on placekicks for three years...two-time Pac-10 All-Academic selection.

**PERSONAL:** Has a degree in general science...serves as the Rams' Ambassador for "Fuel Up To Play 60," the joint NFL-National Dairy Council Health and Wellness program for students...served as the state ambassador for Special Olympics in Illinois and Missouri...also on the board for Team Activities for Special Kids (TASK), a year-round instructional sports program that provides athletic and social opportunities to kids with special needs...serves as a Waterboys Ambassador, which supports providing clean, accessible drinking water to rural communities in East Africa...married to Makayla, they have one son, Jett.

# JOHNNY HEKKER NFL STATISTICS



## REGULAR SEASON

Year	Team	Games	Punting		Avg.	Opp Ret.	Ret. Yards	Net Yards	TB	I20	Long Block	
			No.	Yards							Yards	
2012	St. Louis Rams	16	82	3,756	45.8	41	402	3,274	4	22	68	0
2013	St. Louis Rams	16	78	3,609	46.3	30	79	3,450	4	19	64	0
2014	St. Louis Rams	16	80	3,721	46.5	28	192	3,429	5	33	61	1
2015	St. Louis Rams	16	96	4,601	47.9	40	289	4,192	6	41	68	0
2016	Los Angeles Rams	16	98	4,680	47.8	35	152	4,508	1	51	78	0
2017	Los Angeles Rams	16	65	3,113	47.9	25	152	2,881	4	30	70	0
2018	Los Angeles Rams	16	43	1,992	46.3	12	104	1,848	2	21	68	0
2019	Los Angeles Rams	1	4	138	34.5	2	24	114	0	20	68	1
<b>Totals</b>		<b>113</b>	<b>546</b>	<b>25,610</b>	<b>45.4</b>	<b>213</b>	<b>1,394</b>	<b>23,696</b>	<b>26</b>	<b>217</b>	<b>78</b>	<b>2</b>

## Passing

Year	Team	Att.	Comp.	Pct.	Yards	Yards/Att.	TD	Int.	Long	Sack-Yards	Rating
2012	St. Louis Rams	3	3	100.0	42	14.0	1	0	21	0-0	158.3
2013	St. Louis Rams	1	0	0.0	0	0.0	0	0	0	0-0	39.6
2014	St. Louis Rams	2	2	100.0	37	18.5	0	0	19	0-0	118.8
2015	St. Louis Rams	4	1	25.0	20	5.0	0	0	20	0-0	47.9
2016	Los Angeles Rams	2	1	50.0	4	2.0	0	0	4	0-0	56.3
2017	Los Angeles Rams	3	2	66.7	34	11.3	0	0	28	0-0	104.9
2018	Los Angeles Rams	4	2	50.0	19	4.8	0	0	12	0-0	63.5
<b>Totals</b>		<b>19</b>	<b>11</b>	<b>57.9</b>	<b>156</b>	<b>8.2</b>	<b>1</b>	<b>0</b>	<b>28</b>	<b>0-0</b>	<b>102.1</b>

## POSTSEASON

Year	Team	Games	Punting		Avg.	Opp Ret.	Ret. Yards	Net Yards	TB	I20	Long Block	
			No.	Yards							Yards	
2017	Los Angeles Rams	1	5	218	43.6	1	4	214	0	5	66	0
2018	Los Angeles Rams	3	14	629	44.9	2	2	627	0	6	65	0
<b>Totals</b>		<b>4</b>	<b>19</b>	<b>847</b>	<b>44.6</b>	<b>3</b>	<b>6</b>	<b>841</b>	<b>0</b>	<b>11</b>	<b>66</b>	<b>0</b>

## Passing

Year	Team	Att.	Comp.	Pct.	Yards	Yards/Att.	TD	Int.	Long	Sack-Yards	Rating
2018	Los Angeles Rams	1	1	100.0	12	12.0	0	0	12	0-0	116.7
<b>Totals</b>		<b>1</b>	<b>1</b>	<b>100.0</b>	<b>12</b>	<b>12.0</b>	<b>0</b>	<b>0</b>	<b>12</b>	<b>0-0</b>	<b>116.7</b>

**Additional Career Statistics:** Threw one touchdown pass to WR Danny Amendola vs. Seattle (9/30/12), Connected with TE Cory Harkey for a two-point conversion...connected with RB Benny Cunningham on an 18-yard pass in punt formation to convert a fourth-and-3 on the St. Louis 18-yard line (10/19/14)...connected with WR Stedman Bailey on an 19-yard pass in punt formation to convert a fourth-and-4 (11/23/14)... connected with S Cody Davis for 20-yard reception to convert a fourth-and-2 at Green Bay (10/11/15)...connected with RB Chase Reynolds for a four-yard reception to convert a fourth-and-one vs. Arizona (1/1/17)...converted a 20-yard field goal and one PAT attempt vs. Arizona (9/16/18)... connected with CB Sam Shields on a 12-yard pass in punt formation to convert a fourth-and-3 (10/28/18)...recorded one rushing attempt for three yards on a fake field goal attempt at New Orleans (11/4/18)...connected with TE Gerald Everett on a 7-yard pass in punt formation to convert a fourth-and-7 at Chicago (12/9/18)...connected with CB Sam Shields on a 12-yard pass in punt formation to convert a fourth-and-5 for his first career postseason pass attempt and completion (1/20/19).

**Special Teams Tackles:** 2012 (1), 2013 (1), 2015 (1), 2017 (1), 2018 (1), 2019 (1)

### Regular Season Single Game Highs:

Punts – 11, vs. San Francisco (9/26/13)  
 Long – 78, at New York Jets (11/13/16)  
 Yards – 490, vs. San Francisco (9/26/13)

### Postseason Single Game Highs:

Punts – 9, vs. New England (2/3/19, Super Bowl LIII)  
 Long – 66, vs. Atlanta (1/6/18, NFC Wild Card)  
 Yards – 417, vs. New England (2/3/19, Super Bowl LIII)

# JOHNNY HEKKER GAME-BY-GAME



## 2019 Los Angeles Rams

Game	W/L	No	Yds	Avg	Opp Ret	Opp Yds	Net Yds	Net Avg	TB	I20	Lg	Blk
at Car 9/8	W	3	138	46.0	2	24	114	38.0	0	0	68	1
NO 9/15												
at Cle 9/22												
TB 9/29												
at Sea 10/3												
SF 10/13												
at Atl 10/20												
Cin 10/27												
at Pit 11/10												
Chi 11/17												
Bal 11/25												
at Ari 12/1												
Sea 12/8												
at Dal 12/15												
SF TBD												
Ari 12/29												
<b>Totals</b>	<b>1-0</b>	<b>3</b>	<b>138</b>	<b>46.0</b>	<b>2</b>	<b>24</b>	<b>114</b>	<b>38.0</b>	<b>0</b>	<b>0</b>	<b>68</b>	<b>1</b>

## 2017 Los Angeles Rams

Game	W/L	No	Yds	Avg	Opp Ret	Opp Yds	Net Yds	Net Avg	TB	I20	Lg	Blk
Ind 9/10	W	5	218	43.6	3	0	218	43.6	0	5	47	0
Was 9/17	L	4	182	45.5	2	13	169	42.3	0	1	55	0
at SF 9/21	W	2	113	56.5	2	9	104	52.0	0	0	64	0
at Dal 10/1	W	2	108	54.0	1	0	108	54.0	0	2	62	0
Sea 10/8	L	3	136	45.3	1	10	126	42.0	0	0	62	0
at Jax 10/15	W	7	322	46.0	1	0	302	43.1	1	4	67	0
Ari 10/22	W	2	119	59.5	1	9	110	55.0	0	2	65	0
at NYG 11/5	W	2	75	37.5	0	0	75	37.5	0	1	38	0
Hou 11/12	W	4	205	51.3	1	17	168	42.0	1	0	55	0
at Min 11/19	L	6	254	42.3	1	9	245	40.8	0	4	56	0
NO 11/26	W	3	138	46.0	0	0	138	46.0	0	3	50	0
at Ari 12/3	W	4	207	51.8	2	12	195	48.8	0	0	70	0
Phi 12/10	L	5	282	56.4	3	11	251	50.2	1	3	64	0
at Sea 12/17	W	5	213	42.6	2	18	195	39.0	0	2	49	0
at Ten 12/24	W	4	200	50.0	2	12	168	42.0	1	1	57	0
SF 12/31	L	7	341	48.7	3	32	309	30.9	0	2	58	0
<b>Totals</b>	<b>11-5</b>	<b>65</b>	<b>3,113</b>	<b>47.9</b>	<b>25</b>	<b>152</b>	<b>2,881</b>	<b>44.3</b>	<b>4</b>	<b>30</b>	<b>70</b>	<b>0</b>

## 2017 Postseason

Game	W/L	No	Yds	Avg	Opp Ret	Opp Yds	Net Yds	Net Avg	TB	I20	Lg	Blk
Atl 1/6/18*	L	5	218	43.6	1	4	214	42.8	0	5	66	0
<b>Totals</b>	<b>0-1</b>	<b>5</b>	<b>218</b>	<b>43.6</b>	<b>1</b>	<b>4</b>	<b>214</b>	<b>42.8</b>	<b>0</b>	<b>5</b>	<b>66</b>	<b>0</b>

\* Denotes NFC Wild Card Game

## 2015 St. Louis Rams

Game	W/L	No	Yds	Avg	Opp Ret	Opp Yds	Net Yds	Net Avg	TB	I20	Lg	Blk
Sea 9/13	W	3	142	47.3	2	63	79	26.3	0	0	55	0
at Was 9/20	L	8	381	47.6	5	12	381	46.1	0	4	52	0
Pit 9/27	L	4	170	42.5	0	0	150	37.5	1	2	50	0
at Ari 10/4	W	7	348	49.7	5	32	316	45.1	0	2	57	0
at GB 10/11	L	4	181	45.3	2	9	152	38.0	1	1	51	0
Cle 10/25	W	5	244	48.8	2	4	240	48.0	0	3	56	0
SF 11/1	W	8	436	54.4	5	38	398	49.8	0	4	60	0
at Min 11/8	L	8	372	46.5	4	40	332	41.5	0	2	63	0
Chi 11/15	L	6	296	49.3	3	9	287	47.8	0	3	60	0
at Bal 11/22	L	8	367	45.9	3	5	342	42.8	1	4	63	0
at Cin 11/29	L	5	225	45.0	2	16	189	37.8	1	1	56	0
Ari 12/6	L	8	436	54.5	3	30	386	48.3	1	5	68	0
Det 12/13	W	6	284	47.3	2	11	273	45.5	0	4	61	0
TB 12/17	W	5	220	44.0	0	0	220	44.0	0	3	49	0
at Sea 12/27	W	6	240	40.0	2	20	220	36.7	0	2	50	0
at SF 1/3	L	5	259	51.8	0	0	239	47.8	1	1	68	0
<b>Totals</b>	<b>7-9</b>	<b>96</b>	<b>4,601</b>	<b>47.9</b>	<b>40</b>	<b>289</b>	<b>4,192</b>	<b>43.7</b>	<b>6</b>	<b>41</b>	<b>68</b>	<b>0</b>

## 2013 St. Louis Rams

Game	W/L	No	Yds	Avg	Opp Ret	Opp Yds	Net Yds	Net Avg	TB	I20	Lg	Blk
Ari 9/8	W	3	147	49.0	1	1	126	42.0	1	1	55	0
at Atl 9/15	L	6	298	49.7	2	4	294	49.0	0	0	63	0
at Dal 9/22	L	5	238	47.6	4	16	222	44.4	0	0	57	0
SF 9/26	L	11	490	44.5	1	0	470	42.7	1	6	60	0
Jax 10/6	W	7	286	40.9	4	5	281	40.1	0	2	56	0
at Hou 10/13	W	3	135	45.0	2	6	129	43.0	0	1	47	0
at Car 10/20	L	4	159	39.8	1	-1	160	40.0	0	0	52	0
Sea 10/28	L	4	182	45.5	3	9	173	43.3	0	2	55	0
Ten 11/3	L	5	242	48.4	2	8	234	46.8	0	1	57	0
at Ind 11/10	W	5	242	48.4	3	25	217	43.4	0	1	61	0
Chi 11/24	W	2	97	48.5	1	0	97	48.5	0	0	51	0
at SF 12/1	L	5	244	48.8	2	5	239	47.8	0	1	54	0
at Ari 12/8	L	5	257	51.4	2	3	214	42.8	2	0	64	0
NO 12/15	W	4	167	41.8	0	0	167	41.8	0	2	52	0
TB 12/22	W	2	88	44.0	0	0	88	44.0	0	1	46	0
at Sea 12/29	L	7	337	48.1	2	-2	339	48.4	0	1	58	0
<b>Totals</b>	<b>7-9</b>	<b>78</b>	<b>3,609</b>	<b>46.3</b>	<b>30</b>	<b>79</b>	<b>3,450</b>	<b>44.2</b>	<b>4</b>	<b>19</b>	<b>64</b>	<b>0</b>

## 2018 Los Angeles Rams

Game	W/L	No	Yds	Avg	Opp Ret	Opp Yds	Net Yds	Net Avg	TB	I20	Lg	Blk
at Oak 9/10	W	2	117	58.5	1	10	107	53.3	0	2	62	0
Ari 9/16	W	2	102	51.0	0	0	82	41.0	1	1	60	0
LAC 9/23	W	1	49	49.0	1	11	38	38.0	0	0	49	0
Min 9/27	W	2	71	35.5	0	0	71	35.5	0	0	39	0
at Sea 10/7	W	1	38	38.0	1	-3	41	41.0	0	1	38	0
at Den 10/14	W	3	120	40.0	0	0	120	40.0	0	3	52	0
at SF 10/21	W	4	122	30.5	1	6	116	29.0	0	1	50	0
GB 10/28	W	7	316	45.1	1	13	303	43.3	0	3	52	0
at NO 11/4	L	1	47	47.0	0	0	47	47.0	0	0	47	0
Sea 11/11	W	2	89	44.5	1	9	80	40.0	0	1	55	0
KC 11/19	W	4	222	55.5	3	22	200	50.0	0	3	68	0
at Det 12/2	W	3	151	50.3	0	0	131	43.7	1	1	55	0
at Chi 12/9	L	3	146	48.7	1	22	124	41.3	0	1	62	0
Phi 12/16	L	3	169	56.3	1	13	156	52.0	0	0	65	0
at Ari 12/23	W	2	103	51.5	1	1	102	51.0	0	2	59	0
SF 12/30	W	3	130	43.3	0	0	130	43.3	0	2	48	0
<b>Totals</b>	<b>13-3</b>	<b>43</b>	<b>1,992</b>	<b>46.3</b>	<b>12</b>	<b>104</b>	<b>1,848</b>	<b>43.0</b>	<b>2</b>	<b>21</b>	<b>68</b>	<b>0</b>

## 2018 Postseason

Game	W/L	No	Yds	Avg	Opp Ret	Opp Yds	Net Yds	Net Avg	TB	I20	Lg	Blk
Dal 1/12/19*	W	1	29	29.0	0	0	29	29.0	0	0	29	0
at NO 1/20/19^	W	4	183	45.8	0	0	183	45.8	0	1	50	0
NE 2/3/19*	L	9	417	46.3	2	2	415	46.1	0	5	65	0
<b>Totals</b>	<b>2-1</b>	<b>14</b>	<b>629</b>	<b>44.9</b>	<b>2</b>	<b>2</b>	<b>627</b>	<b>44.8</b>	<b>0</b>	<b>6</b>	<b>65</b>	<b>0</b>

\* Denotes NFC Divisional Playoff Game, ^ Denotes NFC Championship Game, ! Denotes Super Bowl LIII

## 2016 Los Angeles Rams

Game	W/L	No	Yds	Avg	Opp Ret	Opp Yds	Net Yds	Net Avg	TB	I20	Lg	Blk
at SF 9/12	L	10	431	43.1	2	11	420	42.0	0	4	54	0
Sea 9/18	W	6	237	39.5	0	0	237	39.5	0	6	52	0





# 27 DARRELL HENDERSON JR.

Running Back // Memphis // Batesville, Miss.

Ht./Wt.: 5-9/208

NFL Exp.: Rookie

GP/GS, (Playoffs): 1/0, (0/0)

Birth Date: 8/19/1997

Acquired: D3A-2019 (No. 70)

**TRANSACTIONS:** Selected by the Rams in the third round (70th overall) of the 2019 NFL Draft (4/26/19).

**2019 SEASON:** Entered season projected to provide depth at running back...**at Carolina (9/8/19):** Had first NFL carry in professional debut for no gain.

**COLLEGE:** In 35 career games played, Henderson is currently the second-leading rusher in Memphis history with 3,082 career rushing yards...his 31 rushing touchdowns are third in school history...his 40 total touchdowns are tied for second-most in program history...became just the third Tiger all-time to rush for over 1,000 yards in multiple seasons...has 4,302 career all-purpose yards, which ranks second in program history...tallied 14 career 100-yard rushing games, which is second-most in program history...as a junior in 2018, started all 10 games and led the nation with 9.15 rushing yards per carry...compiled 1,446 rushing yards (second-most in FBS) on 158 carries (39th-most in FBS)... tied for FBS lead with 20 total touchdowns and tied for second with 17 rushing touchdowns...rushed for over 100 yards in seven games...compiled back-to-back 200-yard rushing games against Navy and Georgia State, only the second player in program history to log back-to-back 200-yard rushing efforts... his 1,840 all-purpose yards led the FBS in 2018...as a sophomore in 2017, played in 12 games and made 10 starts...was the team's leading rusher with 1,154 yards on 130 carries...posted nine rushing touchdowns...tallied the program's first 1,000-yard rushing season since 2012...the 1,154 yards are the sixth-most for a season in school history...had seven 100-yard rushing games, the

fourth-most for a season in program history...logged two rushing plays of 80 or more yards (80 vs. UCLA; 82 vs. Tulane)...the two rushing plays of 80 or more yards were a first since 1990...logged a career-high 278 all-purpose yards in a home win over SMU (147 rushing/15 receiving/116 return)...the 278 all-purpose yards were the fourth-most for a game in program history...saw action in all 13 games and made six starts as a freshman in 2016...also played on the Memphis special teams unit...squad's third-leading rusher with 482 yards on 87 carries (5.5 yard/rush)...second on team with five rushing touchdowns...hauled in 20 receptions for 237 yards and three touchdowns...added two kick returns for 113 yards and one touchdown...fourth on squad with 832 all-purpose yards (482 rushing/237receiving/113 kick return)...had a 99-yard kick return for a touchdown in a road win at SMU, the 99-yard return is the second-longest in school history.

**PERSONAL:** Named the 2014 state of Mississippi Gatorade Football Player of the Year...honored as the 2014 Best of MS Preps Player of the Year...a 2014 *Parade Magazine* All-America honorable mention pick...played for Head Coach Lance Pogue...posted 5,801 career rushing yards, which is the eighth-most rushing yards in the state of Mississippi high school football history...had 847 career carries...posted career rushing averages of 109.5 yards per game and 6.8 yards per carry...scored 68 career rushing touchdowns... also caught 39 passes for 559 yards and seven scores in his career...had 75 career touchdowns (68 rushing/seven receiving)... son of Darrell Henderson, Sr., and Barbara Henderson...majored in sport and leisure management.

# DARRELL HENDERSON NFL STATISTICS



## REGULAR SEASON


Year	Team	G/S	Receiving					Rushing				
			No.	Yards	Avg.	Long	TD	Att.	Yards	Avg.	Long	TD
2019	Los Angeles Rams	1/0	0	0	0.0	0	0	1	0	0.0	0	0
<b>Totals</b>		<b>1/0</b>	<b>0</b>	<b>0</b>	<b>0.0</b>	<b>0</b>	<b>0</b>	<b>1</b>	<b>0</b>	<b>0.0</b>	<b>0</b>	<b>0</b>

# DARRELL HENDERSON NFL STATISTICS



## 2019 Los Angeles Rams

Game	W/L	P/S	Receiving					Rushing				
			No.	Yards	Avg.	Long	TD	Att.	Yards	Avg.	Long	TD
at Car 9/8	W	1/0	0	0	0.0	0	0	1	0.0	0	0	0
NO 9/15												
at Cle 9/22												
TB 9/29												
at Sea 10/3												
SF 10/13												
at Atl 10/20												
Cin 10/27												
at Pit 11/10												
Chi 11/17												
Bal 11/25												
at Ari 12/1												
Sea 12/8												
at Dal 12/15												
SF TBD												
Ari 12/29												
<b>Totals</b>	<b>1-0</b>	<b>1/0</b>	<b>0</b>	<b>0</b>	<b>0.0</b>	<b>0</b>	<b>0</b>	<b>1</b>	<b>0</b>	<b>0</b>	<b>0</b>	<b>0</b>



# 89 TYLER HIGBEE

Tight End // Western Kentucky // Clearwater, Fla.

Ht./Wt.: 6-6/255

NFL Exp.: 4th (4th Rams)

GP/GS, (Playoffs): 49/40, (4/4)

Birth Date: 1/1/1993

Acquired: D4A-2016 (No. 110)

**TRANSACTIONS:** Selected in the fourth round of the 2016 draft (110th overall) on 4/30/16.

**PRO:** Fourth-year pro has played in all 49 regular season and four postseason games since being drafted by the Rams in 2016... caught 64 career passes for 692 yards and five touchdowns.

**2019 SEASON:** Enters fourth professional season as projected starter at tight end...**at Carolina (9/8):** Started at tight end and caught four passes for a total of 20 yards and one touchdown... was the fifth touchdown reception of his career...played 40 offensive snaps (52 percent).

**2018 SEASON:** Started all 16 regular season games and three postseason contests including Super Bowl LIII...hauled in 24 passes for 292 yards and a career-best two touchdowns during regular season action...**vs. Arizona (9/16):** Recorded one catch for three yards and a touchdown, his first of the season...**vs. Chargers (9/23):** Notched two receptions for 25 yards, including a long of 20 yards...**at Seattle (10/7):** Started at tight end...tallied two receptions for 26 yards...**at Denver (10/14):** Started at tight end and saw action on special teams...helped block for RB Todd Gurley II to amass 208 rushing yards and two touchdowns...**at New Orleans (11/4):** Started at tight end...caught two passes for a season-high 40 yards and average of 20.0 yards per catch... with a 33 yard long...**vs. Seattle (11/11):** Started at tight end... totaled a season-high three receptions for 25 yards and one touchdown...his second touchdown of the season, setting a new single-season career high...averaged 8.3 yards per reception...**vs. Kansas City (11/19):** Started at tight end and saw action on special teams...recorded a career-high six receptions for a season-high 68 yards...averaged 10.5 yards per catch...**vs. San Francisco (12/30):** Started at tight end...recorded one reception for a season-long of 36 yards...**Divisional Round vs. Dallas (1/12/19):** Started at tight end...posted two receptions for 30 yards with a long of 19 yards...**Championship Round at New Orleans (1/20/19):** Started at tight end...caught four passes for 25 yards... recorded first-career postseason touchdown...**Super Bowl LIII (2/3/19):** Started at tight end.

**2017 SEASON:** Started all 16 games and one postseason contest...tallied a new career-high 25 receptions for 295 yards and one touchdown...**at Dallas (10/1):** Recorded three receptions for 47 yards...**vs. Seattle (10/8):** Led the team in receiving yards with a new personal high of 98 yards on four catches...**at New York Giants (11/5):** Notched one catch for 8 yards and his first touchdown of the season...**vs. Houston (11/12):** Tallied two catches for 22 yards...**vs. New Orleans (11/26):** Recorded three catches for 48 yards...**Wild Card vs. Atlanta (1/6/18):** Totaled one reception for 11 yards.

**2016 SEASON:** Started six-of-16 games during rookie campaign... hauled in 11 receptions for 85 yards and scored his first career touchdown...**at San Francisco (9/13):** In his first career NFL game, recorded one reception...**at Tampa Bay (9/25):** Made first career NFL start at tight end...saw significant action on special teams...**at Arizona (10/2):** Saw action at tight end and recorded one reception...**vs. New York Giants (10/23):** Recorded one catch for a four-yard gain...**vs. Carolina (11/6):** Made second career start at tight end...recorded a career-long 31-yard reception...**at New England (12/4):** Recorded two catches for 16 yards...**vs. Atlanta (12/11):** Caught one pass for eight yards...**at Seattle (12/15):** Hauled in a 15-yard reception...**vs. San Francisco (12/26):** Recorded two receptions for five yards...scored his first career touchdown on a two-yard pass from QB Jared Goff.

**COLLEGE:** Played in 38 games with 15 starts...earned a midseason addition to the Biletnikoff Watch List in 2015...racked up a pair of 100-yard receiving games and four touchdowns through the first four games of the year and caught at least one touchdown in six of his nine games, including two, two-touchdown game...named the John Mackey Award Tight End of the Week following the season opener at Vanderbilt when he caught four passes for 102 yards...as a junior in 2014, he tallied 230 yards on 15 receptions, including four touchdowns...notched a breakout performance at No. 19 Marshall when came up with three-touchdowns on six passes for 99 yards, to earn CFPA honorable mention National Tight End of the Week honors...he was also one of only three tight ends last season to catch at least three touchdowns in a game, joined by FIU's Jonnu Smith and Minnesota's Maxx Williams...became one of just four players in WKU history to catch at least three touchdowns in a single game and the first since 1978...in 2013, saw time in seven games and three starts after converting over from wide receiver...finished the year with 13 catches for 169 yards and a touchdown...redshirted in 2012...as a true freshman in 2011, he played in 11 games... finished the regular season with a pair of catches for 92 yards... tallied his first career catch on a 63-yard touchdown grab.

**PERSONAL:** Named team MVP and team captain for his senior season at East Lake High School...reeled in 42 receptions as a tight end, leading the county in receptions, to total over 540 receiving yards and eight touchdowns in his final season...finished prep career with over 1,100 yards receiving and 18 touchdowns... earned first-team All-County honors as well as being a Pinellas County All-Star his senior year...rated as a two-star recruit by Rivals.com after lettering all four years in football...also earned a pair of letters on the baseball diamond at the varsity level.

# TYLER HIGBEE NFL STATISTICS



## REGULAR SEASON

Year	Team	G/S	No.	Receiving				Att.	Rushing			
				Yards	Avg.	Long	TD		Yards	Avg.	Long	TD
2016	Los Angeles Rams	16/7	11	85	7.7	31	1	0	0	0.0	0	0
2017	Los Angeles Rams	16/16	25	295	11.8	38	1	0	0	0.0	0	0
2018	Los Angeles Rams	16/16	24	292	12.2	36	2	0	0	0.0	0	0
2019	Los Angeles Rams	1/1	4	20	5.0	6	1	0	0	0.0	0	0
<b>Totals</b>		<b>49/40</b>	<b>64</b>	<b>692</b>	<b>9.1</b>	<b>38</b>	<b>5</b>	<b>0</b>	<b>0</b>	<b>0.0</b>	<b>0</b>	<b>0</b>

## POSTSEASON

Year	Team	G/S	No.	Receiving				Att.	Rushing			
				Yards	Avg.	Long	TD		Yards	Avg.	Long	TD
2017	Los Angeles Rams	1/1	1	11	11.0	11	0	0	0	0.0	0	0
2018	Los Angeles Rams	3/3	6	55	9.2	19	1	0	0	0.0	0	0
<b>Totals</b>		<b>4/4</b>	<b>7</b>	<b>66</b>	<b>9.4</b>	<b>19</b>	<b>1</b>	<b>0</b>	<b>0</b>	<b>0.0</b>	<b>0</b>	<b>0</b>

# TYLER HIGBEE GAME-BY-GAME



### 2019 Los Angeles Rams

Game	W/L	P/S	Receiving				TD	Att.	Rushing			
			No.	Yards	Avg.	Long			Yards	Avg.	Long	TD
at Car 9/8	W	1/1	4	20	5.0	6	1	0	0	0.0	0	0
NO 9/15												
at Cle 9/22												
TB 9/29												
at Sea 10/3												
SF 10/13												
at Atl 10/20												
Cin 10/27												
at Pit 11/10												
Chi 11/17												
Bal 11/25												
at Ari 12/1												
Sea 12/8												
at Dal 12/15												
SF TBD												
Ari 12/29												
<b>Totals</b>	<b>1-0</b>	<b>1/1</b>	<b>4</b>	<b>20</b>	<b>5.0</b>	<b>6</b>	<b>1</b>	<b>0</b>	<b>0</b>	<b>0.0</b>	<b>0</b>	<b>0</b>

### 2018 Los Angeles Rams

Game	W/L	P/S	Receiving				TD	Att.	Rushing			
			No.	Yards	Avg.	Long			Yards	Avg.	Long	TD
at Oak 9/10	W	1/1	0	0	0.0	0	0	0	0	0.0	0	0
Ari 9/16	W	1/1	1	3t	3.0	3	1	0	0	0.0	0	0
LAC 9/23	W	1/1	2	35	17.5	20	0	0	0	0.0	0	0
Min 9/27	W	1/1	0	0	0.0	0	0	0	0	0.0	0	0
at Sea 10/7	W	1/1	2	26	13.0	17	0	0	0	0.0	0	0
at Den 10/14	W	1/1	0	0	0.0	0	0	0	0	0.0	0	0
at SF 10/21	W	1/1	0	0	0.0	0	0	0	0	0.0	0	0
GB 10/28	W	1/1	1	6	6.0	6	0	0	0	0.0	0	0
at NO 11/4	L	1/1	2	40	20.0	33	0	0	0	0.0	0	0
Sea 11/11	W	1/1	3	25	8.3	10	1	0	0	0.0	0	0
KC 11/19	W	1/1	6	68	10.5	16	0	0	0	0.0	0	0
at Det 12/2	W	1/1	2	19	9.5	16	0	0	0	0.0	0	0
at Chi 12/9	L	1/1	1	9	9.0	0	0	0	0	0.0	0	0
Phi 12/16	L	1/1	2	14	7.0	11	0	0	0	0.0	0	0
at Ari 12/23	W	1/1	1	16	16.0	16	0	0	0	0.0	0	0
SF 12/30	W	1/1	1	36	36.0	36	0	0	0	0.0	0	0
<b>Totals</b>	<b>13-3</b>	<b>16/16</b>	<b>24</b>	<b>292</b>	<b>12.2</b>	<b>36</b>	<b>2</b>	<b>0</b>	<b>0</b>	<b>0.0</b>	<b>0</b>	<b>0</b>

### 2018 Postseason

Game	W/L	P/S	Receiving				TD	Att.	Rushing			
			No.	Yards	Avg.	Long			Yards	Avg.	Long	TD
Dal 1/12/19 *	W	1/1	2	30	15.0	19	0	0	0	0.0	0	0
at NO 1/20/19 ^	W	1/1	4	25	6.3	12	1	0	0	0.0	0	0
NE 2/3/19 !	L	1/1	2	30	15.0	19	0	0	0	0.0	0	0
<b>Totals</b>	<b>2-1</b>	<b>3/3</b>	<b>6</b>	<b>55</b>	<b>9.2</b>	<b>19</b>	<b>1</b>	<b>0</b>	<b>0</b>	<b>0.0</b>	<b>0</b>	<b>0</b>

\* Denotes NFC Divisional Playoff Game, ^ Denotes NFC Championship Game, ! Denotes Super Bowl LIII

### 2017 Los Angeles Rams

Game	W/L	P/S	Receiving				TD	Att.	Rushing			
			No.	Yards	Avg.	Long			Yards	Avg.	Long	TD
Ind 9/10	W	1/1	2	17	8.5	9	0	0	0	0.0	0	0
Was 9/17	L	1/1	0	0	0.0	0	0	0	0	0.0	0	0
at SF 9/21	W	1/1	1	4	4.0	4	0	0	0	0.0	0	0
at Dal 10/1	W	1/1	3	47	15.7	29	0	0	0	0.0	0	0
Sea 10/8	L	1/1	4	98	24.5	35	0	0	0	0.0	0	0
at Jax 10/15	W	1/1	1	0	0.0	0	0	0	0	0.0	0	0
Ari 10/22	W	1/1	3	13	4.3	5	0	0	0	0.0	0	0
at NYG 11/5	W	1/1	1	8	8.0	8t	1	0	0	0.0	0	0
Hou 11/12	W	1/1	2	22	11.0	15	0	0	0	0.0	0	0
at Min 11/19	L	1/1	1	5	5.0	5	0	0	0	0.0	0	0
NO 11/26	W	1/1	3	48	16.0	38	0	0	0	0.0	0	0
at Ari 12/3	W	1/1	1	1	6.0	6	0	0	0	0.0	0	0
Phi 12/10	L	1/1	0	0	0.0	0	0	0	0	0.0	0	0
at Sea 12/17	W	1/1	1	12	12.0	12	0	0	0	0.0	0	0
at Ten 12/24	W	1/1	2	15	7.5	10	0	0	0	0.0	0	0
SF 12/31	L	1/1	0	0	0.0	0	0	0	0	0.0	0	0
<b>Totals</b>	<b>11-5</b>	<b>16/16</b>	<b>25</b>	<b>295</b>	<b>11.8</b>	<b>38</b>	<b>1</b>	<b>0</b>	<b>0</b>	<b>0.0</b>	<b>0</b>	<b>0</b>

### 2017 Postseason

Game	W/L	P/S	Receiving				TD	Att.	Rushing			
			No.	Yards	Avg.	Long			Yards	Avg.	Long	TD
Atl 1/6/18 *	L	1/1	1	11	11.0	11	0	0	0	0.0	0	0
<b>Totals</b>	<b>0-1</b>	<b>1/1</b>	<b>1</b>	<b>11</b>	<b>11.0</b>	<b>11</b>	<b>0</b>	<b>0</b>	<b>0</b>	<b>0.0</b>	<b>0</b>	<b>0</b>

\* Denotes NFC Wild Card Game

### 2016 Los Angeles Rams

Game	W/L	P/S	Receiving				TD	Att.	Rushing			
			No.	Yards	Avg.	Long			Yards	Avg.	Long	TD
at SF 9/12	L	1/0	1	2	2.0	2	0	0	0	0.0	0	0
Sea 9/18	W	1/0	0	0	0.0	0	0	0	0	0.0	0	0
at TB 9/25	W	1/1	0	0	0.0	0	0	0	0	0.0	0	0
at Ari 10/2	W	1/0	0	0	0.0	0	0	0	0	0.0	0	0
Buf 10/9	L	1/0	0	0	0.0	0	0	0	0	0.0	0	0
at Det 10/16	L	1/0	1	4	4.0	4	0	0	0	0.0	0	0
NYG 10/23	L	1/0	0	0	0.0	0	0	0	0	0.0	0	0
Car 11/6	L	1/1	1	31	31.0	31	0	0	0	0.0	0	0
at NYJ 11/13	W	1/1	0	0	0.0	0	0	0	0	0.0	0	0
Mia 11/20	L	1/1	2	4	2.0	3	0	0	0	0.0	0	0
at NO 11/27	L	1/1	0	0	0.0	0	0	0	0	0.0	0	0
at NE 12/4	L	1/0	2	16	8.0	10	0	0	0	0.0	0	0
Atl 12/11	L	1/0	1	8	8.0	8	0	0	0	0.0	0	0
at Sea 12/15	L	1/0	1	15	15.0	0	0	0	0	0.0	0	0
SF 12/24	L	1/1	2	5	2.5	3	1	0	0	0.0	0	0
Ari 1/1/17	L	1/0	0	0	0.0	0	0	0	0	0.0	0	0
<b>Totals</b>	<b>4-12</b>	<b>16/16</b>	<b>11</b>	<b>85</b>	<b>7.7</b>	<b>31</b>	<b>1</b>	<b>0</b>	<b>0</b>	<b>0.0</b>	<b>0</b>	<b>0</b>



# 20 TROY HILL

Cornerback // Oregon // Youngstown, Ohio

Ht./Wt.: 5-11/183

NFL Exp.: 5th (4th Rams)

GP/GS, (Playoffs): 44/14, (4/1)

Birth Date: 8/29/1991

Acquired: W(NE)-2015

**TRANSACTIONS:** Signed a two-year contract extension (5/30/19)...activated from Rams practice squad (12/13/16)...added to practice squad (11/24/16), after being released from active roster (11/22/16)...acquired by the Rams via waivers from New England (12/31/15)...released from England (12/30/15), after being acquired via waivers from Cincinnati (12/25/15)...released by the Bengals (12/24/15), after spending time on their practice squad...originally signed with Cincinnati as an undrafted free agent (5/8/15).

**PRO:** Fifth-year pro...played in 44 regular season games, starting 14 at the cornerback position...collected 92 career tackles (73 solo), two interceptions (both in 2018) and recorded 13 pass breakups...a contributor on special teams.

**2019 SEASON: at Carolina (9/8):** Assisted on a pair of tackles in special teams action...played 27 snaps on special teams (77 percent).

**2018 SEASON:** Played in all 16 games of the regular season, earning seven starts in place of injured CB Aqib Talib...appeared in all three postseason contests including Super Bowl LIII...finished the regular season with 34 tackles (29 solo), five passes defended and a career-best two interceptions...**vs. Chargers (9/23):** Saw action at cornerback and on special teams...recorded one tackle on defense...**at Seattle (10/7):** Started at cornerback and saw action on special teams...notched five tackles (three solo) and one pass deflection...**at Denver (10/14):** Started at cornerback...split the team lead in tackles with seven solo...**at San Francisco (10/21):** Started at cornerback and saw action on special teams...recorded four tackles (four solo) on defense, one pass deflection and his first career interception...**vs. Green Bay (10/28):** Started at cornerback and saw two snaps on special teams...notched one solo tackle and one pass defended...**at New Orleans (11/4):** Made his fifth-consecutive start at cornerback and tallied four solo tackles...**vs. Seattle (11/11):** Started at cornerback...tallied three solo tackles and one tackle for loss...**vs. Kansas City (11/19):** Started at cornerback and saw action on special teams...totaled four tackles on defense (two solo)...**at Detroit (12/2):** Saw action at cornerback and on special teams...notched one interception (second of career) and two pass deflections...**at Arizona (12/23):** Saw action on defense and special teams...totaled three solo tackles on defense...**vs. San Francisco (12/30):** Saw action on defense and special teams...registered two solo tackles on defense...**Divisional Round vs. Dallas (1/12/19):** Saw action on defense and special teams...recorded one special teams tackle...**Championship Round at New Orleans (1/20/19):** Saw action on special teams...**Super Bowl LIII (2/3/19):** Saw action on defense and special teams.

**2017 SEASON:** Played in 12 games of the regular season with three starts and one postseason start...finished the regular season with 18 tackles and five passes defended...**at San Francisco (9/24):** Saw action at corner and on special teams...made one solo tackle and had two passes defended...**at Dallas (10/1):** Saw

action at corner and on special teams...recorded one special teams tackle...recovered one fumble on a punt return...**at Seattle (12/17):** Started at cornerback and saw action on special teams...recorded one solo tackle and two passes defended...**at Tennessee (12/24):** Started at cornerback and saw action on special teams...recorded nine assisted tackles and one pass defended...**vs. San Francisco (12/31):** Started at cornerback and saw action on special teams...registered three defensive tackles (two solo)...**Wild Card vs. Atlanta (1/6/18):** Started at cornerback...recorded six tackles (five solo) and three passes defended.

**2016 SEASON:** Saw action in 12 contests and started four at cornerback...spent three weeks on practice squad...finished with 38 tackles (35 solo) and three passes defended...played a significant role on special teams...**vs. Seattle (9/18):** Recorded three tackles (three solo)...also defended one pass...**at Tampa Bay (9/25):** Made his first career NFL start at cornerback...recorded a team-high, and career-high 11 tackles (10 solo), and defended a pass...**at Arizona (10/2):** Started at right cornerback...tallied four tackles (three solo)...**at Detroit (10/16):** Started his third game of the season at cornerback...tallied seven tackles (six solo)...**vs. New York Giants (10/23):** Started at cornerback...recorded eight solo tackles...**vs. Carolina (11/6):** Saw significant action at cornerback and on special teams...**at New York Jets (11/13):** Recorded four solo tackles and one pass defended...**at Seattle (12/15):** Promoted from practice squad to active roster...recorded one solo tackle...**vs. San Francisco (12/26):** Saw significant action on special teams...recorded one special teams tackle.

**2015 SEASON:** Played in three games with Cincinnati: at Cleveland (12/6), vs. Pittsburgh (12/13), at San Francisco (12/20).

**COLLEGE:** As a senior in 2014, finished seventh on the team in tackles (71) but third in unassisted efforts (59)...second-team Pac-12 all-conference choice and 14-game starter ranked second in the league (1.46 avg.) in passes defended and 11th nationally...in 2013, was the Ducks' fifth-leading tackler among their defensive backs assumed the role as the program's top reserve cornerback and nickel-back...finished the year with 29 tackles (21 solo) and four deflected passes...in 2012, appeared in 10 games, with 22 of his 26 tackles being unassisted...in 2011, started six of his 14 appearances...in 2010, worked with the scout team during redshirt season.

**PERSONAL:** Played defensive back and wide receiver for St. Bonaventure...2009 All-Channel League First-Team Defense...2008 second-team All-State Junior by CalHiSports.com...posted 46 tackles and five interceptions for the Seraphs his junior season in 2008...also returned one kickoff for a touchdown and took one of his five picks back for a score...earned a three-star rating from Scout.com...also a three-star recruit according to Rivals.com and the No. 32 corner in the country...parents: Jim Gilmer and Sandra Jennings...has two brothers and two sisters...majored in general social science.

# TROY HILL NFL STATISTICS



## REGULAR SEASON

Year	Team	G/S	Tackles			Sacks	Yards	Int.	Interceptions			PD	Fumbles		
			Total	Solo	Asst.				Yards	Long	TD		FF	FR	Yards
2015	Cincinnati Bengals	3/0	2	1	1	0.0	0.0	0	0	0	0	0	0	0	0
2016	Los Angeles Rams	12/4	38	35	3	0.0	0.0	0	0	0	3	0	0	0	
2017	Los Angeles Rams	12/3	18	8	10	0.0	0.0	0	0	0	5	0	0	0	
2018	Los Angeles Rams	16/7	34	29	5	0.0	0.0	2	7	7	5	0	0	0	
2019	Los Angeles Rams	1/0	0	0	0	0.0	0.0	0	0	0	0	0	0	0	
<b>Totals</b>		<b>44/14</b>	<b>92</b>	<b>73</b>	<b>19</b>	<b>0.0</b>	<b>0.0</b>	<b>2</b>	<b>7</b>	<b>7</b>	<b>0</b>	<b>13</b>	<b>0</b>	<b>0</b>	<b>0</b>

## POSTSEASON

Year	Team	G/S	Tackles			Sacks	Yards	Int.	Interceptions			PD	Fumbles		
			Total	Solo	Asst.				Yards	Long	TD		FF	FR	Yards
2017	Los Angeles Rams	1/1	5	4	1	0.0	0.0	0	0	0	0	3	0	0	0
2018	Los Angeles Rams	2/0	0	0	0	0.0	0.0	0	0	0	0	0	0	0	0
<b>Totals</b>		<b>3/1</b>	<b>5</b>	<b>4</b>	<b>1</b>	<b>0.0</b>	<b>0.0</b>	<b>0</b>	<b>0</b>	<b>0</b>	<b>0</b>	<b>3</b>	<b>0</b>	<b>0</b>	<b>0</b>

Additional Career Statistics: Special Teams Tackles: Rams: 2019: (2); 2017 (1), 2016 (2); Postseason: 2018 (1)

# TROY HILL GAME-BY-GAME



### 2019 Los Angeles Rams

Game	W/L	P/S	T	S	A	Sk	Yds	Int	Yds	Lg	TD	PD	FF	FR	Yds
at CAR 9/8	W	1/0	0	0	0	0.0	0.0	0	0	0	0	0	0	0	0
NO 9/15															
at Cle 9/22															
TB 9/29															
at Sea 10/3															
SF 10/13															
at Atl 10/20															
Cin 10/27															
at Pit 11/10															
Chi 11/17															
Bal 11/25															
at Ari 12/1															
Sea 12/8															
at Dal 12/15															
at SF TBD															
Ari 12/29															
<b>Totals</b>	<b>1-0</b>	<b>1/0</b>	<b>0</b>	<b>0</b>	<b>0</b>	<b>0.0</b>	<b>0.0</b>	<b>0</b>	<b>0</b>	<b>0</b>	<b>0</b>	<b>0</b>	<b>0</b>	<b>0</b>	<b>0</b>

### 2018 Los Angeles Rams

Game	W/L	P/S	T	S	A	Sk	Yds	Int	Yds	Lg	TD	PD	FF	FR	Yds
at Oak 9/10	W	1/0	0	0	0	0.0	0.0	0	0	0	0	0	0	0	0
Ari 9/16	W	1/0	0	0	0	0.0	0.0	0	0	0	0	0	0	0	0
LAC 9/23	W	1/0	1	0	1	0.0	0.0	0	0	0	0	0	0	0	0
Min 9/27	W	1/0	0	0	0	0.0	0.0	0	0	0	0	0	0	0	0
at Sea 10/7	W	1/1	5	3	2	0.0	0.0	0	0	0	0	1	0	0	0
at Den 10/14	W	1/1	7	7	0	0.0	0.0	0	0	0	0	0	0	0	0
at SF 10/21	W	1/1	4	4	0	0.0	0.0	1	7	7	0	1	0	0	0
GB 10/28	W	1/1	1	1	0	0.0	0.0	0	0	0	0	1	0	0	0
at NO 11/4	L	1/1	4	4	0	0.0	0.0	0	0	0	0	0	0	0	0
Sea 11/11	W	1/1	3	3	0	0.0	0.0	0	0	0	0	0	0	0	0
KC 11/19	W	1/1	4	2	2	0.0	0.0	0	0	0	0	0	0	0	0
at Det 12/2	W	1/0	0	0	0	0.0	0.0	1	0	0	0	2	0	0	0
at Chi 12/9	L	1/0	0	0	0	0.0	0.0	0	0	0	0	0	0	0	0
Phi 12/16	L	1/0	0	0	0	0.0	0.0	0	0	0	0	0	0	0	0
at Ari 12/23	W	1/0	3	3	0	0.0	0.0	0	0	0	0	0	0	0	0
SF 12/30	W	1/0	2	2	0	0.0	0.0	0	0	0	0	0	0	0	0
<b>Totals</b>	<b>13-3</b>	<b>16/7</b>	<b>34</b>	<b>29</b>	<b>5</b>	<b>0.0</b>	<b>0.0</b>	<b>2</b>	<b>7</b>	<b>7</b>	<b>0</b>	<b>5</b>	<b>0</b>	<b>0</b>	<b>0</b>

### 2018 Postseason

Game	W/L	P/S	T	S	A	Sk	Yds	Int	Yds	Lg	TD	PD	FF	FR	Yds
Dal 1/12/19*	W	1/0	0	0	0	0	0	0	0	0	0	0	0	0	0
at NO 1/20/19^	W	1/0	0	0	0	0	0	0	0	0	0	0	0	0	0
<b>Totals</b>	<b>2-0</b>	<b>2/0</b>	<b>0</b>	<b>0</b>	<b>0</b>	<b>0</b>	<b>0</b>	<b>0</b>	<b>0</b>	<b>0</b>	<b>0</b>	<b>0</b>	<b>0</b>	<b>0</b>	<b>0</b>

\*Denotes NFC Divisional Playoff Game,  
^Denotes NFC Championship Game

### 2017 Los Angeles Rams

Game	W/L	P/S	T	S	A	Sk	Yds	Int	Yds	Lg	TD	PD	FF	FR	Yds
Ind 9/10	W														
Was 9/17	L														
at SF 9/21	W	1/0	1	1	0	0.0	0.0	0	0	0	0	2	0	0	0
at Dal 10/1	W	1/0	0	0	0	0.0	0.0	0	0	0	0	0	0	1	0
Sea 10/8	L	1/0	0	0	0	0.0	0.0	0	0	0	0	0	0	0	0
at Jax 10/15	W														
Ari 10/22	W	1/0	0	0	0	0.0	0.0	0	0	0	0	0	0	0	0
at NYG 11/5	W	1/0	2	2	0	0.0	0.0	0	0	0	0	0	0	0	0
Hou 11/12	W	1/0	0	0	0	0.0	0.0	0	0	0	0	0	0	0	0
at Min 11/19	L														
NO 11/26	W	1/0	0	0	0	0.0	0.0	0	0	0	0	0	0	0	0
at Ari 12/3	W	1/0	0	0	0	0.0	0.0	0	0	0	0	0	0	0	0
Phi 12/10	L	1/0	2	2	0	0.0	0.0	0	0	0	0	0	0	0	0
at Sea 12/17	W	1/1	1	1	0	0.0	0.0	0	0	0	0	2	0	0	0
at Ten 12/24	W	1/1	9	0	9	0.0	0.0	0	0	0	1	0	0	0	0
SF 12/31	L	1/1	3	2	1	0.0	0.0	0	0	0	0	0	0	0	0
<b>Totals</b>	<b>11-5</b>	<b>12/3</b>	<b>18</b>	<b>8</b>	<b>10</b>	<b>0.0</b>	<b>0.0</b>	<b>0</b>	<b>0</b>	<b>0</b>	<b>0</b>	<b>5</b>	<b>0</b>	<b>1</b>	<b>0</b>

### 2017 Postseason

Game	W/L	P/S	T	S	A	Sk	Yds	Int	Yds	Lg	TD	PD	FF	FR	Yds
Atl 1/6/18*	L	1/1	6	5	1	0	0	0	0	0	0	3	0	0	0
<b>Totals</b>	<b>0-1</b>	<b>1/1</b>	<b>6</b>	<b>5</b>	<b>1</b>	<b>0</b>	<b>0</b>	<b>0</b>	<b>0</b>	<b>0</b>	<b>0</b>	<b>3</b>	<b>0</b>	<b>0</b>	<b>0</b>

\*Denotes NFC Wild Card Game

### 2016 Los Angeles Rams

Game	W/L	P/S	T	S	A	Sk	Yds	Int	Yds	Lg	TD	PD	FF	FR	Yds
at SF 9/12	L	1/0	0	0	0	0.0	0.0	0	0	0	0	0	0	0	0
Sea 9/18	W	1/0	3	3	0	0.0	0.0	0	0	0	0	1	0	0	0
at TB 9/25	W	1/1	11	10	1	0.0	0.0	0	0	0	0	1	0	0	0
at Ari 10/2	W	1/1	4	3	1	0.0	0.0	0	0	0	0	0	0	0	0
Buf 10/9	L	1/0	0	0	0	0.0	0.0	0	0	0	0	0	0	0	0
at Det 10/16	L	1/0	7	6	1	0.0	0.0	0	0	0	0	0	0	0	0
NYG 10/23	L	1/1	8	8	0	0.0	0.0	0	0	0	0	0	0	0	0
Car 11/6	L	1/0	0	0	0	0.0	0.0	0	0	0	0	0	0	0	0
at NYJ 11/13	W	1/0	4	4	0	0.0	0.0	0	0	0	0	1	0	0	0
Mia 11/20	L														
at NO 11/27	L														
at NE 12/4	L														
Atl 12/11	L														
at Sea 12/15	L	1/0	1	1	0	0.0	0.0	0	0	0	0	0	0	0	0
SF 12/24	L	1/0	0	0	0	0.0	0.0	0	0	0	0	0	0	0	0
Ari 1/1/17	L	0/0	0	0	0	0.0	0.0	0	0	0	0	0	0	0	0
<b>Totals</b>	<b>4-12</b>	<b>12/3</b>	<b>38</b>	<b>35</b>	<b>3</b>	<b>0.0</b>	<b>0.0</b>	<b>0</b>	<b>0</b>	<b>0</b>	<b>0</b>	<b>3</b>	<b>0</b>	<b>0</b>	<b>0</b>





# 43 JOHN JOHNSON III

Safety // Boston College // West Hyattsville, Md.

Ht./Wt.: 6-0/209

NFL Exp.: 3rd (3rd Rams)

GP/GS, (Playoffs): 33/28, (4/4)

Birth Date: 12/19/1995

Acquired: D3B-2017 (No. 91)

**TRANSACTIONS:** Selected by the Rams in the third round (91st overall) of the 2017 NFL Draft (4/29/17).

**PRO:** Third-year pro, has played in all 33 regular season games (28 starts) and four postseason contests (four starts) for the Rams since being drafted in 2017...started 11 contests as a rookie...snared first-career interception in first-career start against Seattle (10/8/17) and returned it 69 yards.

**2019 SEASON:** Enters third professional year as a leader in Rams' defensive backfield...**at Carolina (9/8):** Recorded 11 tackles in start at safety (six solo)...added one tackle for loss...one of two players to play all 67 defensive snaps for L.A.

**2018 SEASON:** Started all 16 regular season games and three postseason contests, including Super Bowl LIII...posted a career-high 119 tackles (82 solo), 11 passes defended, four interceptions and one forced fumble...his 119 tackles were the second-most by a non-linebacker in the NFL this season...**at Oakland (9/10):** Started at safety...recorded nine tackles (six solo)...notched two passes defended and one interception in the endzone to halt a scoring drive...**vs. Chargers (9/23):** Recorded four tackles (two solo) and forced his first career fumble...played all 52 defensive snaps...**vs. Minnesota (9/27):** Notched a team-high 11 tackles (six solo) and two pass deflections...played all 74 defensive snaps...**at Seattle (10/7):** Started at strong safety...tallied six tackles (three solo) and one quarterback hit...played all 60 defensive snaps...**at Denver (10/14):** Started at safety and saw action on special teams...recorded four tackles (two solo), one pass defended, one quarterback hit and one interception...marked his second interception of 2018 and set a new season high...played all 66 defensive snaps...**at San Francisco (10/21):** Started at safety and saw action on special teams...notched two tackles (two solo) on defense, one pass defended and one interception...**vs. Seattle (11/11):** Started at strong safety...compiled six tackles (four solo) on defense and one special teams tackle...**vs. Kansas City (11/19):** Started at strong safety and saw action on special teams...paced the team with 11 total tackles on defense (nine solo), including one for loss...played all 72 defensive snaps...**at Detroit (12/2):** Started at strong safety and saw action on special teams...posted a team-best 12 tackles (10 solo)...played all 72 defensive snaps...**at Chicago (12/9):** Started at strong safety...totaled six tackles (five solo) including one for loss, one pass defended and one interception (fourth of season, fifth of career)...played 70-of-71 defensive snaps...**vs. Philadelphia (12/16):** Started at strong safety...played all 64 defensive snaps...led the team in total tackles (14) and solo tackles (11), both new single-game career-highs...added one pass defended...eclipsed the 100-tackle mark for the first time in his career...**vs. San Francisco (12/30):** Started at strong safety...led the team with eight tackles (five solo)...added one pass defended...**Divisional Round vs. Dallas (1/12/19):** Started at safety...shared the team lead with seven tackles (four solo)...played all 58 defensive snaps...**Championship Round at New Orleans (1/20/19):** Started at safety...notched four tackles (three solo), one pass defended and first-career postseason interception...played all 67 defensive snaps...**Super Bowl LIII (2/3/19):** Started at safety...compiled

seven tackles (five solo).

**2017 SEASON:** Played in all 16 games of the regular season with 11 starts and one postseason start...finished the regular season with 91 tackles, 11 passes defended, one interception and one tackle for loss...**at San Francisco (9/21):** Saw action at defensive back and on special teams...recorded two special teams tackles...**vs. Seattle (10/8):** Started at safety first-career start and saw action on special teams...notched his first career interception and returned it 69 yards for the 10th longest interception return in Rams history...added six tackles on defense including two solo stops and 2 pass breakups...**at Jacksonville (10/15):** Started at safety and saw action on special teams...notched five tackles (three solo) and two passes defended...**at Minnesota (11/19):** Started at safety and saw action on special teams...recorded 12 tackles (seven solo)...**vs. New Orleans (11/26):** Started at safety and saw action on special teams...recorded six solo tackles and two passes defended...**at Arizona (12/3):** Started at safety and saw action on special teams...tallied eight tackles (six solo) and two passes defended...**vs. Philadelphia (12/10):** Started at safety and saw action on special teams...recorded a team-leading 13 tackles (six solo) and two passes defended...**at Seattle (12/17):** Started at safety and saw action on special teams...totaled a team-leading six tackles (two solo) and one pass defended...**Wild Card vs. Atlanta (1/6/18):** Started at safety...totaled six tackles (four solo).

**COLLEGE:** Started all 13 games at free safety as a senior in 2016...served as a team captain...finished the season second on the Eagles with 77 tackles...led the team with three interceptions, racking up 47 return yards...notched 2.5 tackles for a loss, 1.0 sack, nine pass breakups, two fumbles recovered and one forced...tied for third in the ACC with three interception returns...part of a defense that ranked on eight top 10 lists, including ninth in total defense (314.2 yards/game), second in sacks (3.62 sacks/game) and 10th in turnovers gained (27)...notched a single-game high 12 tackles (12/26/16)...started all 12 games in 2015...played the first nine games at strong safety before starting the last three games at left corner back...totaled 63 tackles, three interceptions, two forced fumbles, three pass breakups and one blocked kick...member of the BC defense that ranked No. 1 nationally in total yards (254.3), and part of the Eagles' defensive backfield that was ranked fifth nationally in passing efficiency allowed (104.66)...played in eight games as a sophomore with two starts...recorded 25 tackles on the season, including 28 solo stops...saw action in 12 games at cornerback and on special teams as a freshman.

**PERSONAL:** Earned First Team all-County and Second Team All-State accolades...All-Gazette First-Team honoree...recorded 50 tackles, six tackles for loss, five interceptions and 13 pass break ups as a senior...named team captain as a senior...played for head coach Bryan Pierre...also played basketball and served as captain as a sophomore...enrolled as a communication major in the Morrissey College of Arts and Sciences...recipient of the Jay McGillis '93 Memorial Scholarship Fund in 2016...John and his older brother Travis are the children of Tanya and John Johnson.



# JOHN JOHNSON III NFL STATISTICS



## REGULAR SEASON

Year	Team	G/S	Tackles			Sacks	Yards	Int.	Interceptions			PD	Fumbles		
			Total	Solo	Asst.				Yards	Long	TD		FF	FR	Yards
2017	Los Angeles Rams	16/11	91	55	36	0.0	0.0	1	69	69	0	11	0	0	0
2018	Los Angeles Rams	16/16	119	82	37	0.0	0.0	4	46	35	0	11	1	0	0
2019	Los Angeles Rams	1/1	11	6	5	0.0	0.0	0	0	0	0	0	0	0	0
<b>Totals</b>		<b>33/28</b>	<b>221</b>	<b>143</b>	<b>78</b>	<b>0.0</b>	<b>0.0</b>	<b>5</b>	<b>115</b>	<b>69</b>	<b>0</b>	<b>22</b>	<b>1</b>	<b>0</b>	<b>0</b>

## POSTSEASON

Year	Team	G/S	Tackles			Sacks	Yards	Int.	Interceptions			PD	Fumbles		
			Total	Solo	Asst.				Yards	Long	TD		FF	FR	Yards
2017	Los Angeles Rams	1/1	6	4	2	0.0	0.0	0	0	0	0	0	0	0	0
2018	Los Angeles Rams	3/3	18	12	6	0.0	0.0	1	0	0	0	1	0	0	0
<b>Totals</b>		<b>4/4</b>	<b>24</b>	<b>16</b>	<b>8</b>	<b>0.0</b>	<b>0.0</b>	<b>1</b>	<b>0</b>	<b>0</b>	<b>0</b>	<b>1</b>	<b>0</b>	<b>0</b>	<b>0</b>

**Additional Career Statistics:** Special Teams Tackles: 2018 (1); 2017 (5).

### Regular Season Single Game Highs:

Total Tackles – 14, vs. Philadelphia (12/16/18)  
Solo Tackles – 11, vs. Philadelphia (12/16/18)

### Postseason Single Game Highs:

Total Tackles – 7, twice, last vs. New England (2/3/19, Super Bowl LIII)  
Solo Tackles – 5, vs. New England (2/3/19, Super Bowl LIII)

# JOHN JOHNSON III GAME-BY-GAME



### 2019 Los Angeles Rams

Game	W/L	P/S	T	S	A	Sk	Yds	Int	Yds	Lg	TD	PD	FF	FR	Yds
at CAR 9/8	W	1/1	11	6	5	0.0	0.0	0	0	0	0	0	0	0	0
NO 9/15															
at Cle 9/22															
TB 9/29															
at Sea 10/3															
SF 10/13															
at Atl 10/20															
Cin 10/27															
at Pit 11/10															
Chi 11/17															
Bal 11/25															
at Ari 12/1															
Sea 12/8															
at Dal 12/15															
at SF TBD															
Ari 12/29															
<b>Totals</b>	<b>1-0</b>	<b>1/1</b>	<b>11</b>	<b>6</b>	<b>5</b>	<b>0.0</b>	<b>0.0</b>	<b>0</b>	<b>0</b>	<b>0</b>	<b>0</b>	<b>0</b>	<b>0</b>	<b>0</b>	<b>0</b>

### 2018 Los Angeles Rams

Game	W/L	P/S	T	S	A	Sk	Yds	Int	Yds	Lg	TD	PD	FF	FR	Yds
at Oak 9/10	W	1/1	9	6	3	0.0	0.0	1	0	0	0	0	0	0	0
Ari 9/16	W	1/1	7	6	1	0.0	0.0	0	0	0	0	0	0	1	0
LAC 9/23	W	1/1	4	2	2	0.0	0.0	0	0	0	0	0	0	1	0
Min 9/27	W	1/1	11	6	5	0.0	0.0	0	0	0	0	0	0	2	0
at Sea 10/7	W	1/1	6	3	3	0.0	0.0	0	0	0	0	0	0	0	0
at Den 10/14	W	1/1	4	2	2	0.0	0.0	1	0	0	0	1	0	0	0
at SF 10/21	W	1/1	2	2	0	0.0	0.0	1	11	11	0	1	0	0	0
GB 10/28	W	1/1	5	3	2	0.0	0.0	0	0	0	0	0	0	1	0
at NO 11/4	L	1/1	9	5	4	0.0	0.0	0	0	0	0	0	0	0	0
Sea 11/11	W	1/1	6	4	2	0.0	0.0	0	0	0	0	0	0	0	0
KC 11/19	W	1/1	11	9	2	0.0	0.0	0	0	0	0	0	0	0	0
at Det 12/2	W	1/1	12	10	2	0.0	0.0	0	0	0	0	0	0	0	0
at Chi 12/9	L	1/1	6	5	1	0.0	0.0	1	35	35	0	1	0	0	0
Phi 12/16	L	1/1	14	11	3	0.0	0.0	0	0	0	0	0	0	1	0
at Ari 12/23	W	1/1	5	3	2	0.0	0.0	0	0	0	0	0	0	0	0
SF 12/30	W	1/1	8	5	3	0.0	0.0	0	0	0	0	0	0	1	0
<b>Totals</b>	<b>13-3</b>	<b>16/16</b>	<b>119</b>	<b>82</b>	<b>37</b>	<b>0.0</b>	<b>0.0</b>	<b>4</b>	<b>46</b>	<b>35</b>	<b>0</b>	<b>11</b>	<b>1</b>	<b>1</b>	<b>0</b>

### 2018 Postseason

Game	W/L	P/S	T	S	A	Sk	Yds	Int	Yds	Lg	TD	PD	FF	FR	Yds
Dal 1/12/19*	W	1/1	7	4	3	0.0	0.0	0	0	0	0	0	0	0	0
at NO 1/20/19^	W	1/1	4	3	1	0.0	0.0	1	0	0	0	0	0	1	0
NE 2/3/19!	L	1/1	7	5	2	0.0	0.0	0	0	0	0	0	0	0	0
<b>Totals</b>	<b>2-1</b>	<b>3/3</b>	<b>18</b>	<b>12</b>	<b>6</b>	<b>0.0</b>	<b>0.0</b>	<b>1</b>	<b>0</b>	<b>0</b>	<b>0</b>	<b>1</b>	<b>0</b>	<b>1</b>	<b>0</b>

\* Denotes NFC Divisional Playoff Game, ^ Denotes NFC Championship Game, ! Denotes Super Bowl LIII

### 2017 Los Angeles Rams

Game	W/L	P/S	T	S	A	Sk	Yds	Int	Yds	Lg	TD	PD	FF	FR	Yds
Ind 9/10	W	1/0	2	1	1	0.0	0.0	0	0	0	0	0	0	0	0
Was 9/17	L	1/0	0	0	0	0.0	0.0	0	0	0	0	0	0	0	0
at SF 9/21	W	1/0	0	0	0	0.0	0.0	0	0	0	0	0	0	0	0
at Dal 10/1	W	1/0	3	3	0	0.0	0.0	0	0	0	0	0	0	0	0
Sea 10/8	L	1/1	6	2	4	0.0	0.0	1	69	69	0	2	0	0	0
at Jax 10/15	W	1/1	5	3	2	0.0	0.0	0	0	0	0	2	0	0	0
Ari 10/22	W	1/1	6	4	2	0.0	0.0	0	0	0	0	0	0	0	0
at NYG 11/5	W	1/1	8	3	5	0.0	0.0	0	0	0	0	0	0	0	0
Hou 11/12	W	1/1	5	3	2	0.0	0.0	0	0	0	0	1	0	0	0
at Min 11/19	L	1/1	12	7	5	0.0	0.0	0	0	0	0	0	0	0	0
NO 11/26	W	1/1	6	6	0	0.0	0.0	0	0	0	0	0	0	0	0
at Ari 12/3	W	1/1	8	6	2	0.0	0.0	0	0	0	0	2	0	0	0
Phi 12/10	L	1/0	13	6	7	0.0	0.0	0	0	0	0	2	0	0	0
at Sea 12/17	W	1/1	6	2	4	0.0	0.0	0	0	0	0	1	0	0	0
at Ten 12/24	W	1/1	7	5	2	0.0	0.0	0	0	0	0	1	0	0	0
SF 12/31	L	1/1	4	4	0	0.0	0.0	0	0	0	0	0	0	0	0
<b>Totals</b>	<b>11-5</b>	<b>16/11</b>	<b>91</b>	<b>55</b>	<b>36</b>	<b>0.0</b>	<b>0.0</b>	<b>1</b>	<b>69</b>	<b>69</b>	<b>0</b>	<b>11</b>	<b>0</b>	<b>0</b>	<b>0</b>

### 2017 Postseason

Game	W/L	P/S	T	S	A	Sk	Yds	Int	Yds	Lg	TD	PD	FF	FR	Yds
Atl 1/6/18*	L	1/1	6	4	2	0.0	0.0	0	0	0	0	0	0	0	0
<b>Totals</b>	<b>0-1</b>	<b>1/1</b>	<b>6</b>	<b>4</b>	<b>2</b>	<b>0.0</b>	<b>0.0</b>	<b>0</b>	<b>0</b>	<b>0</b>	<b>0</b>	<b>0</b>	<b>0</b>	<b>0</b>	<b>0</b>

\* Denotes NFC Wild Card Game



# 69 SEBASTIAN JOSEPH-DAY

Defensive Tackle // Rutgers // Stroudsburg, Pa.

Ht./Wt.: 6-4/310

NFL Exp.: 1st (2nd Rams)

GP/GS, (Playoffs): 1/1, (0/0)

Birth Date: 3/21/1995

Acquired: D6C-2018 (No. 195)

**TRANSACTIONS:** Selected by the Rams in the sixth round (195th overall) of the 2018 NFL Draft (4/28/18).

**2019 SEASON:** Earned starting spot at nose tackle during training camp...**at Carolina (9/8):** Earned first career start in first game being active...played 36 snaps defensively (54 percent).

**2018 SEASON:** Spent the entire season on the Rams 53-man roster...declared inactive for all 16 regular season games and three postseason contests.

**COLLEGE:** Fifth-year senior played in 50 career games overall, including 49 consecutive to end career...as a senior, in 2017, started all 12 games at nose tackle...named honorable mention All-Big Ten in the coaches' vote...split the Homer Hazel Award for the team's MVP...named to the Academic All-Big Ten list for the third-straight year...honored as the team's recipient of the Big Ten Sportsmanship Award...totaled 41 tackles with 4.5 for a

loss, 1.5 sacks, one pass batted down, one forced fumble one blocked field goal...in 2016, as a junior, played in all 12 games with 11 starts at nose tackle...named to the Academic All-Big Ten list...made 30 tackles on the season with 3.5 for loss, 1.0 sack, one forced fumble and one blocked field goal...as a sophomore in 2015, started all 12 games at nose tackle...one-of-22 in the program to be named Academic All-Big Ten...finished third on the team with 5.5 TFL...totaled 22 tackles on the season...as a redshirt freshman in 2014, played in all 13 games on the defensive line...registered three total tackles on the season...as a true freshman in 2013, appeared in one game before receiving a medical redshirt.

**PERSONAL:** Received undergraduate degree in journalism and media studies...was a graduate student in the labor studies program his final year at Rutgers.

# SEBASTIAN JOSEPH-DAY NFL STATISTICS



## REGULAR SEASON

Year	Team	G/S	Tackles			Sacks	Yards	Int.	Interceptions			PD	Fumbles		
			Total	Solo	Asst.				Yards	Long	TD		FF	FR	Yards
2018	Los Angeles Rams	0/0	-	-	-	-	-	-	-	-	-	-	-	-	-
2019	Los Angeles Rams	1/1	0	0	0	0.0	0.0	0	0	0	0	0	0	0	0
<b>Totals</b>		<b>1/1</b>	<b>0</b>	<b>0</b>	<b>0</b>	<b>0.0</b>	<b>0.0</b>	<b>0</b>	<b>0</b>	<b>0</b>	<b>0</b>	<b>0</b>	<b>0</b>	<b>0</b>	<b>0</b>

## POSTSEASON

Year	Team	G/S	Tackles			Sacks	Yards	Int.	Interceptions			PD	Fumbles		
			Total	Solo	Asst.				Yards	Long	TD		FF	FR	Yards
2018	Los Angeles Rams	0/0	-	-	-	-	-	-	-	-	-	-	-	-	-
<b>Totals</b>		<b>0/0</b>	<b>0</b>	<b>0</b>	<b>0</b>	<b>0.0</b>	<b>0.0</b>	<b>0</b>	<b>0</b>	<b>0</b>	<b>0</b>	<b>0</b>	<b>0</b>	<b>0</b>	<b>0</b>

# SEBASTIAN JOSEPH-DAY GAME-BY-GAME



### 2019 Los Angeles Rams

Game	W/L	P/S	T	S	A	Sk	Yds	Int	Yds	Lg	TD	PD	FF	FR	Yds
at CAR 9/8	W	1/1	0	0	0	0.0	0.0	0	0	0	0	0	0	0	0
NO 9/15															
at Cle 9/22															
TB 9/29															
at Sea 10/3															
SF 10/13															
at Atl 10/20															
Cin 10/27															
at Pit 11/10															
Chi 11/17															
Bal 11/25															
at Ari 12/1															
Sea 12/8															
at Dal 12/15															
at SF TBD															
Ari 12/29															
<b>Totals</b>	<b>1-0</b>	<b>1/1</b>	<b>0</b>	<b>0</b>	<b>0</b>	<b>0.0</b>	<b>0.0</b>	<b>0</b>	<b>0</b>	<b>0</b>	<b>0</b>	<b>0</b>	<b>0</b>	<b>0</b>	<b>0</b>

### 2018 Los Angeles Rams

Game	W/L	P/S	T	S	A	Sk	Yds	Int	Yds	Lg	TD	PD	FF	FR	Yds
at Oak 9/10	W	0/0									Declared inactive				
Ari 9/16	W	0/0									Declared inactive				
LAC 9/23	W	0/0									Declared inactive				
Min 9/27	W	0/0									Declared inactive				
at Sea 10/7	W	0/0									Declared inactive				
at Den10/14	W	0/0									Declared inactive				
at SF 10/21	W	0/0									Declared inactive				
GB 10/28	W	0/0									Declared inactive				
at NO 11/4	L	0/0									Declared inactive				
Sea 11/11	W	0/0									Declared inactive				
KC 11/19	W	0/0									Declared inactive				
at Det 12/2	W	0/0									Declared inactive				
at Chi 12/9	L	0/0									Declared inactive				
Phi 12/16	L	0/0									Declared inactive				
at Ari 12/23	W	0/0									Declared inactive				
SF 12/30	W	0/0									Declared inactive				
<b>Totals</b>	<b>13-3</b>	<b>0/0</b>	<b>0</b>	<b>0</b>	<b>0</b>	<b>0.0</b>	<b>0</b>	<b>0</b>	<b>0</b>	<b>0</b>	<b>0</b>	<b>0</b>	<b>0</b>	<b>0</b>	<b>0</b>

### 2018 Postseason

Game	W/L	P/S	T	S	A	Sk	Yds	Int	Yds	Lg	TD	PD	FF	FR	Yds
Dal 1/12/19 *	W	0/0									Declared inactive				
at NO 1/20/19 ^	W	0/0									Declared inactive				
NE 2/3/19 !	L	0/0									Declared inactive				
<b>Totals</b>	<b>2-1</b>	<b>0/0</b>	<b>0</b>	<b>0</b>	<b>0</b>	<b>0.0</b>	<b>0</b>	<b>0</b>	<b>0</b>	<b>0</b>	<b>0</b>	<b>0</b>	<b>0</b>	<b>0</b>	<b>0</b>

\* Denotes NFC Divisional Playoff Game, ^ Denotes NFC Championship Game, ! Denotes Super Bowl LIII



# 18 COOPER KUPP

Wide Receiver // Eastern Washington // Yakima, Wash.

Ht./Wt.: 6-2/208

NFL Exp.: 3rd (3rd Rams)

GP/GS, (Playoffs): 24/15, (1/0)

Birth Date: 6/15/1993

Acquired: D3A-2017 (No. 69)

**TRANSACTIONS:** Selected by the Rams in the third round (69th overall) of the 2017 NFL Draft (4/29/17).

**PRO:** Started 15-of-24 games career played...led the Rams in receiving yards (869) and ranked second in receptions (62) in his first professional season...named to the PFWA All-Rookie team in 2017.

**2019 SEASON:** Enters third professional season with the Rams...returned from season-ending injury in 2018...**at Carolina (9/8):** Started in first appearance following a season-ending injury in 2018...posted seven receptions for 46 yards...averaged 6.6 yards per reception...played 69 snaps in first game action since Week 10 of 2018.

**2018 SEASON:** Placed on injured reserve (11/19/18)...**at Oakland (9/10):** Started at wide receiver...hauled in five receptions for 52 yards and one touchdown...**vs. Arizona (9/16):** Notched six receptions for 63 yards...served as the holder on one successful field goal and PAT attempt...**vs. Chargers (9/23):** Tallied four catches for 71 yards and a touchdown...registered a long of 53 yards...crossed the 1,000-yard receiving mark for his career...added one rushing attempt...**vs. Vikings (9/27):** Posted personal bests across the board including nine receptions for 162 yards and two touchdowns...averaged 18.0 yards per reception...recorded a new career-long 70-yard reception for a touchdown...also the longest scoring play for the team this season...added one punt return for four yards...**at Seattle (10/7):** Notched six catches for 90 yards and one touchdown...his third-consecutive game with a touchdown catch...averaged 15.0 yards per reception...left the game with an injury and did not play the second half...**at Denver (10/14):** Started at wide receiver...played 28 offensive snaps prior to leaving the game due to injury...recorded one rushing attempt for 12 yards...**at San Francisco (10/21):** Declared inactive...**vs. Green Bay (10/28):** Declared inactive...**at New Orleans (11/4):** Started at wide receiver...caught five passes for 89 yards, one touchdown and an average of 17.8 yards per catch...his longest reception was a 41-yard touchdown in the fourth quarter...set a new single-season career-high with six receiving touchdowns...named an honorary team captain...**vs. Seattle (11/11):** Started at wide receiver...hauled in five passes for 39 yards prior to leaving the game with an injury in the fourth quarter...recorded his 100th career reception to become the 60th player to reach the century mark for receptions in Rams history...his longest reception was 25 yards.

**2017 SEASON:** Started in six-of-15 games and played in one postseason game...tallied 62 receptions for 869 yards and five touchdowns in regular season action...led the team in receiving yards...set the Rams rookie record for receptions...named to PFWA All-Rookie team...**Wild Card vs. Atlanta (1/6/18):** Saw action at wide receiver...tallied eight receptions for 69 yards and one touchdown...became the first Rams rookie in franchise history to catch eight passes in a postseason game...**at Tennessee (12/24):** Started at wide receiver...registered four receptions for 65 yards and one touchdown...**vs. Philadelphia (12/10):** Started at wide receiver...hauled in five receptions for a career-high 118 yards, including a career-long 64-yard reception and one touchdown...

posted his second-career 100-plus yard game...**at Arizona (12/3):** Started at wide receiver...registered five receptions for 68 yards...**vs. New Orleans (11/26):** Saw action at wide receiver...recorded a career high in receptions (eight) for 116 receiving yards...first 100-plus yard game of his career...**at Minnesota (11/19):** Started at wide receiver...hauled in six receptions for 64 yards...**at New York Giants (11/5):** Made first career start at wide receiver...recorded three receptions for 54 yards...**vs. Arizona (10/22):** Saw action at wide receiver...hauled in four receptions for 51 yards and a touchdown...**at Dallas (10/1):** Saw action at wide receiver...had five receptions for 60 yards and a touchdown...**vs. Indianapolis (9/10):** Saw action at wide receiver and had four receptions for a game-high 76 yards and a touchdown.

**COLLEGE:** Kupp was a consensus FCS All-American for the four-straight seasons...earned First-Team All-America honors on all eight 2016 teams announced, bringing his total of All-America honors won in four seasons to 30 (all first-team, including nine in 2013, six in 2014, seven in 2015 and eight in 2016)...in addition, he earned 14 different national player of the year accolades in his career and was a three-time Academic All-America selection...in 2016, Kupp became the first wide receiver and just the fourth player overall in the 54-year history of the Big Sky Conference to earn First Team All-Big Sky honors four seasons...in 2015, Kupp became only the second wide receiver in 42 years to capture the Big Sky Conference Offensive MVP Award, then became one of only 10 repeat winners in league history in 2016...also a two-time team co-captain, honored four times on the Big Sky Conference All-Academic team and was twice selected as an Academic All-Star by the FCS Athletic Director's Association...he was honored as Big Sky Conference Player of the Week six times in his career – four times on offense and twice on special teams...Kupp established 15 FCS, 11 Big Sky and 26 EWU records in his illustrious 52-game Eastern career (all as a starter), and added a collegiate all-division mark...his 6,464 yards, 428 receptions, 73 touchdown catches, 124.3 average yards per game and 1.40 average touchdowns per game were all FCS records.

**PERSONAL:** Attended Davis High School where he was a two-way All-State selection...earned First-Team 4A All-State honors as a defensive back and honorable mention accolades as a wide receiver from the Associated Press...finished his senior season with 60 receptions for 1,059 yards (17.7 per catch) and 18 touchdowns, and scored 22 total touchdowns to set a school record...married to the former Anna Croskrey...parents are Craig and Karin Kupp, who were both inducted into the Pacific Lutheran University Hall of Fame in 2003...his father was a fifth-round draft pick by the New York Giants in 1990 and played in 1991 for the Phoenix Cardinals and the Dallas Cowboys...his grandfather, Jake Kupp, was an offensive lineman for the University of Washington and was drafted by the Dallas Cowboys in the 1964 NFL draft and played from 1964-75 with stints with the Washington Redskins, New Orleans Saints and Atlanta Falcons...he was named to the NFL All-Rookie team and was inducted into the New Orleans Saints Hall of Fame in 1991...earned his bachelor's degree in economics. He and his wife, Anna, have one son.

# COOPER KUPP NFL STATISTICS



## REGULAR SEASON

Year	Team	G/S	No.	Receiving			TD	Att.	Rushing			TD
				Yards	Avg.	Long			Yards	Avg.	Long	
2017	Los Angeles Rams	15/6	62	869	14.0	64	5	0	0	0.0	0	0
2018	Los Angeles Rams	8/8	40	566	14.2	70t	6	4	25	6.3	12	0
2019	Los Angeles Rams	1/1	7	46	6.6	10	0	0	0	0	0	0
<b>Totals</b>		<b>24/15</b>	<b>109</b>	<b>1,481</b>	<b>11.6</b>	<b>70t</b>	<b>11</b>	<b>4</b>	<b>25</b>	<b>6.3</b>	<b>12</b>	<b>0</b>

## POSTSEASON

Year	Team	G/S	No.	Receiving			TD	Att.	Rushing			TD
				Yards	Avg.	Long			Yards	Avg.	Long	
2017	Los Angeles Rams	1/0	8	69	8.6	15	1	0	0	0.0	0	0
<b>Totals</b>		<b>1/0</b>	<b>8</b>	<b>69</b>	<b>8.6</b>	<b>15</b>	<b>1</b>	<b>0</b>	<b>0</b>	<b>0.0</b>	<b>0</b>	<b>0</b>

**Additional Career Statistics:** Returned one punt for four yards vs. Minnesota (9/27/18).

# COOPER KUPP GAME-BY-GAME



### 2019 Los Angeles Rams

Game	W/L	P/S	Receiving				TD	Att.	Rushing				TD
			No.	Yards	Avg.	Long			Yards	Avg.	Long	TD	
at Car 9/8	W	1/1	7	46	6.6	10	0	0	0	0	0	0	0
NO 9/15													
at Cle 9/22													
TB 9/29													
at Sea 10/3													
SF 10/13													
at Atl 10/20													
Cin 10/27													
at Pit 11/10													
Chi 11/17													
Bal 11/25													
at Ari 12/1													
Sea 12/8													
at Dal 12/15													
SF TBD													
Ari 12/29													
<b>Totals</b>	<b>1-0</b>	<b>1/1</b>	<b>0</b>	<b>0</b>	<b>0.0</b>	<b>0</b>	<b>0</b>	<b>0</b>	<b>0</b>	<b>0</b>	<b>0</b>	<b>0</b>	<b>0</b>

### 2018 Los Angeles Rams

Game	W/L	P/S	Receiving				TD	Att.	Rushing				TD
			No.	Yards	Avg.	Long			Yards	Avg.	Long	TD	
at Oak 9/10	W	1/1	5	52	10.4	12	1	2	10	8.0	12	0	0
Ari 9/16	W	1/1	6	63	10.5	29	0	0	0	0.0	0	0	0
LAC 9/23	W	1/1	4	71	17.8	53t	1	1	-3	-3.0	-3	0	0
Min 9/27	W	1/1	9	162	18.0	70t	2	0	0	0.0	0	0	0
at Sea 10/7	W	1/1	6	90	15.0	27	1	0	0	0.0	0	0	0
at Den 10/14	W	1/1	0	0	0.0	0	0	1	12	12.0	12	0	0
at SF 10/21	W	0/0											
GB 10/28	W	0/0											
at NO 11/4	L	1/1	5	89	17.8	41t	1	0	0	0.0	0	0	0
Sea 11/11	W	1/1	5	39	7.8	25	0	0	0	0.0	0	0	0
KC 11/19	W	0/0											
at Det 12/2													
at Chi Phi 12/9													
Phi 12/16													
at Ari 12/23													
SF 12/30													
<b>Totals</b>	<b>10-1</b>	<b>8/8</b>	<b>40</b>	<b>566</b>	<b>14.2</b>	<b>70t</b>	<b>6</b>	<b>4</b>	<b>25</b>	<b>6.3</b>	<b>12</b>	<b>0</b>	<b>0</b>

### 2017 Los Angeles Rams

Game	W/L	P/S	Receiving				TD	Att.	Rushing				TD
			No.	Yards	Avg.	Long			Yards	Avg.	Long	TD	
Ind 9/10	W	1/0	4	76	19.0	28	1	0	0	0.0	0	0	0
Was 9/17	L	1/0	3	33	11.0	17	0	0	0	0.0	0	0	0
at SF 9/21	W	1/0	2	17	17.0	13	0	0	0	0.0	0	0	0
at Dal 10/1	W	1/0	5	60	12.0	24	1	0	0	0.0	0	0	0
Sea 10/8	L	1/0	3	44	14.7	19	0	0	0	0.0	0	0	0
at Jax 10/15	W	1/0	2	35	17.5	22	0	0	0	0.0	0	0	0
Ari 10/22	W	1/0	4	51	12.8	18	1	0	0	0.0	0	0	0
at NYG 11/5	W	1/1	3	54	18.0	35	0	0	0	0.0	0	0	0
Hou 11/12	W	1/0	6	47	7.8	19	0	0	0	0.0	0	0	0
at Min 11/19	L	1/1	6	64	10.7	23	0	0	0	0.0	0	0	0
NO 11/26	W	1/0	8	116	14.5	53	0	0	0	0.0	0	0	0
at Ari 12/3	W	1/1	5	68	13.6	25	0	0	0	0.0	0	0	0
Phi 12/10	L	1/1	5	118	23.6	64	1	0	0	0.0	0	0	0
at Sea 12/17	W	1/1	2	21	10.5	15	0	0	0	0.0	0	0	0
at Ten 12/24	W	1/1	4	65	16.3	34	1	0	0	0.0	0	0	0
SF 12/31	L												
<b>Totals</b>	<b>11-5</b>	<b>15/6</b>	<b>62</b>	<b>869</b>	<b>14.0</b>	<b>64</b>	<b>5</b>	<b>0</b>	<b>0</b>	<b>0.0</b>	<b>0</b>	<b>0</b>	<b>0</b>

### 2017 Postseason

Atl 1/6/18	L	1/0	8	69	8.6	15	1	0	0	0.0	0	0	0
<b>Totals</b>	<b>0-1</b>	<b>1/0</b>	<b>8</b>	<b>69</b>	<b>8.6</b>	<b>15</b>	<b>1</b>	<b>0</b>	<b>0</b>	<b>0.0</b>	<b>0</b>	<b>0</b>	<b>0</b>



# 58 CORY LITTLETON

Linebacker // Washington // Spring Valley, Calif.

Ht./Wt.: 6-3/228

NFL Exp.: 4th (4th Rams)

GP/GS, (Playoffs): 49/22, (4/3)

Birth Date: 11/18/1993

Acquired: UDFA-2016

**TRANSACTIONS:** Signed with the Los Angeles Rams as an undrafted free agent (5/6/16).

**PRO:** Fourth-year pro, has played in all 49 regular season games (22 starts) and four postseason games (three starts) since joining the team as an undrafted free agent in 2016...selected to the 2018 Pro Bowl as a special teamer...earned Associated Press Second-Team All-Pro honors for his performance on special teams in 2018...tallied 180 career tackles (121 solo), 5.0 sacks, five interceptions and 19 passes defended...registered first-career sack and first-career interception in Week 16 win over the Titans to clinch the NFC West for the first time since 2003.

**2019 SEASON:** Enters fourth professional season with the Rams...**at Carolina (9/8):** Started at linebacker...forced second career fumble and recovered the ball to put a stop to Carolina's opening series...recorded an interception in the fourth quarter, fifth of his career and first of the season...added a team-high 14 total tackles, including eight solo...added two passes defended...one of two players to play all 67 snaps on defense.

**2018 SEASON:** Started all 16 regular season games and three postseason contests, including Super Bowl LIII...led the team with 125 tackles (90 solo), 4.0 sacks, 13 passes defended, 4.0 sacks and three interceptions including one returned for a touchdown...his 125 tackles were the 10th-most in the NFL in 2018...added two blocked punts and one punt deflection...**at Oakland (9/10):** Started at linebacker and saw action on special teams...recorded a team-high 13 tackles (11 solo), one interception and one pass defended...**vs. Chargers (9/23):** Recorded a team-leading 10 tackles (five solo), one pass defended and a blocked punt, the third of his career...all three blocked punts have come since the beginning of the 2017 season...played all 52 defensive snaps...**vs. Minnesota (9/27):** Notched nine total tackles (five solo), two passes defended and one tackle for loss...played all 74 defensive snaps...**at Seattle (10/7):** Tallied eight tackles (three solo) and two passes defended...recorded a pass deflection in four of the first five games of the season...his second consecutive game with multiple passes defended...played all 60 defensive snaps...deflected a punt in the first quarter...**at Denver (10/14):** Started at linebacker and saw action on special teams...recorded five tackles (four solo) and two passes defended...his third consecutive game with multiple passes defended...played all 66 defensive snaps...**at San Francisco (10/21):** Started at linebacker and saw action on special teams...notched a team-high 10 tackles (eight solo), 2.0 sacks, three tackles for loss and two quarterback hits...blocked a punt out of the end zone for a safety...his second blocked punt of the season and the fourth of his career...marks his second-consecutive season with multiple blocked punts...**vs. Green Bay (10/28):** Started at linebacker and saw action on special teams...tallied a team-high eight tackles (seven solo), one tackle for loss and one quarterback hit...recorded 1.0 sack for a 14-yard loss...recorded a sack in consecutive weeks for the first time in his career...**vs. Seattle (11/11):** Started at linebacker and saw action on special teams...shared the team lead in tackles with nine (six solo) and one for loss and one pass deflection...played 67-of-68 defensive snaps...**at Detroit (12/2):** Started at linebacker and saw action on special teams...totaled four tackles (two solo) including two for loss, 1.0 sack, one quarterback hit and one pass defended...**at Chicago**

**(12/9):** Started at linebacker and saw action on special teams...notched six tackles (five solo) including one for loss...reached 100 total tackles in a single season for the first time in his career...**at Arizona (12/23):** Started at linebacker and saw action on special teams...posted a team-leading nine tackles (seven solo) on defense...added one pass defended...**vs. San Francisco (12/30):** Started at linebacker and saw action on special teams...totaled four tackles (three solo) and two passes defended...notched two interceptions and returned one for his first touchdown of his career...marked his second and third interceptions of the season...**Divisional Round vs. Dallas (1/12/19):** Started at linebacker and saw action on special teams...tied for the team lead in tackles with seven (five solo) including one tackle for loss...added one pass defended and one quarterback hit...**Championship Round at New Orleans (1/20/19):** Started at linebacker and saw action on special teams...led the team with 12 tackles (11 solo), a new postseason career high...played all 67 defensive snaps...**Super Bowl LIII (2/3/19):** Started at linebacker and saw action on special teams...played all 72 defensive snaps...led the team with 10 tackles (six solo)...added two passes defended and his first-career postseason interception.

**2017 SEASON:** Played in all 16 games with four starts and played in one postseason game...recorded 31 tackles (19 solo), one sack, three passes defended, one forced fumble and one interception...**vs. Indianapolis (9/10):** Saw action at linebacker and forced a fumble and added solo one tackle...also tallied one special teams tackle...**at San Francisco (9/21):** Saw action at linebacker and on special teams and registered one solo tackle...**at Jacksonville (10/16):** Saw action at outside linebacker and on special teams...collected two tackles...blocked a punt that was returned for a touchdown...**vs. Arizona (10/22):** Saw action at outside linebacker and on special teams...registered his first career pass defended...tallied three special teams tackles...**at New York Giants (11/5):** Saw action on defense and on special teams...collected two solo tackles and one pass defended...blocked a Brad Wing punt in the third quarter...his second blocked punt of the season...**vs. Philadelphia (12/10):** Started at outside linebacker...recorded four tackles (three solo) and one quarterback hit...added one tackle on special teams...**at Seattle (12/17):** Saw action on defense and on special teams...collected four tackles (two solo), including one for loss...added two tackles on special teams...**at Tennessee (12/24):** Started at linebacker for an injured LB Mark Barron and saw action on special teams...recorded a career-high seven tackles (three solo), including one for loss...also notched one pass defended, his first career interception and a sack...**vs. San Francisco (12/31):** Started at linebacker and saw action on special teams...totaled a career-high eight tackles (five solo)...**Wild Card vs. Atlanta (1/6/18):** Saw action at linebacker and on special teams...notched one special teams tackle.

**2016 SEASON:** Played in all 16 games on defense and special teams...finished his rookie season with 13 tackles and nine special teams tackles...recipient of the Carroll Rosenbloom Memorial Award as the club's top rookie...**vs. New York Giants (10/23):** Recorded a personal-best two special teams tackles...**vs. Miami (11/20):** Played on defense and special teams...recorded his first career tackle...**at New Orleans (11/27):** Registered two tackles (one solo)...added one special teams tackle...**at New England**









# 52 CLAY MATTHEWS

Linebacker // USC // Agoura Hills, Calif.

Ht./Wt.: 6-3/255

NFL Exp.: 11th (1st Rams)

GP/GS, (Playoffs): 145/139, (15/15)

Birth Date: 5/14/1986

Acquired: FA-2019

**TRANSACTIONS:** Signed by the Rams as an unrestricted free agent (3/21/19)...declared free agent (3/13/19)...resigned with the Packers (4/17/15)...signed by Green Bay as a first-round draft choice (26th overall) in the 2009 NFL Draft (7/30/09).

**PRO:** Eleventh year pro, ranks No. 1 on the Packers' all-time list (since 1982) with 83.5 career sacks and is tied for No. 1 in franchise history (since 1982) with four 10-sack seasons (DEs Reggie White and Kabeer Gbaja-Biamila)...earned six Pro Bowl selections in his first nine seasons, two more than any Packers linebacker and tied with White for the second-most selections by a defensive player in team history, trailing only S Willie Wood (eight)...has 11 sacks in 15 career playoff games, the most in Packers franchise postseason history (since 1982) and tied for No. 5 in NFL playoff history...joined former DE Julius Peppers (84 and seven) as the only players in the NFL with 80-plus sacks (80) and five-plus interceptions (six) from 2009-17...named First-Team All-Pro by *The Associated Press* in 2010, the first Green Bay linebacker to earn that honor since Tim Harris in 1989. Finished second to Pittsburgh S Troy Polamalu in the AP's Defensive Player of the Year voting in 2010.

**2019 SEASON:** Enters first season as a Ram as starter at OLB...**at Carolina (9/8):** Started at OLB in Rams debut...recorded a tackle on first play of the season...finished game with 1.0 sack and three total tackles...added one quarterback hit and a tackle for loss.

**2018 SEASON:** Started all 16 games at OLB and recorded 41 tackles (31 solo), 3.5 sacks, nine tackles for a loss (No. 4 on the team), a team-high nine QB hits, a team-high 19 QB pressures and a forced fumble...**vs. Minnesota (9/16):** Posted three tackles (two solo)...added two QB pressures and a QB hit...**at Washington (9/23):** Recorded two tackles (both solo)...added a QB hit...**vs. Buffalo (9/30):** Posted six tackles (three solo)...tallied three QB pressures (tied for team lead)...early in the second quarter, came free from the left side to bring down QB Josh Allen for a shared 9-yard sack with LB Nick Perry...**vs. San Francisco (10/15):** Posted three tackles (two solo) and a sack...on a critical third down late in the game with the Packers trailing, 30-23, fought off a block to get to QB C.J. Beathard for a 12-yard sack as the Packers forced a three-and-out...**at Los Angeles (10/28):** Finished with a season-high eight tackles (seven solo)...added a sack, a QB pressure and a QB hit...**at New England (11/4):** Posted two tackles (one solo)...**vs. Miami (11/11):** Recorded an assisted tackle and a team-high three QB hits...**at Seattle (11/15):** Recorded three tackles (all solo)...posted two tackles for loss...added a forced fumble, two QB pressures and a QB hit...on the first play from scrimmage, punched the ball out from RB Chris Carson on a run up the middle, the 15th forced fumble of his career and one that was recovered by Green Bay...**at Minnesota (11/25):** Posted four tackles (all solo), including two tackles for loss...**vs. Atlanta (12/9):** Posted three tackles (all solo)...tallied two tackles for loss, 1.0 sack and a QB hit...**at Chicago (12/16):** Recorded one solo tackle...**vs. Detroit (12/30):** Tallied two tackles (one solo)...added a team-high three QB pressures.

**2017 SEASON:** Started all 14 games he played in (nine at LOLB, five at ROLB)...posted 52 tackles (33 solo), 11 tackles for loss (tied for second on the team), a team-high 7.5 sacks,



a fumble recovery, three passes defended, 15 QB hits and 20 QB pressures...led the team in sacks for the seventh time in his career, a franchise record...was named an alternate for the Pro Bowl...**at Atlanta (9/17):** Finished with five tackles (all solo), 1.5 sacks, three tackles for loss, three QB pressures and a QB hit...**vs. Chicago (9/28):** Posted three tackles (all solo), 1.0 sack, a forced fumble, a QB pressure and two QB hits...became the all-time franchise leader in sacks (since 1982) on the Packers' first defensive play...**at Minnesota (10/15):** Finished with two tackles (both solo), including a tackle for a loss, a fumble recovery and two QB hits...early in the second quarter, scooped up a RB Jerick McKinnon fumble at the Green Bay 19-yard line and returned it down the sideline 63 yards to the Minnesota 18-yard line...**vs. Baltimore (10/19):** Was limited to just 13 snaps before departing the game early in the second quarter due to injury...on Baltimore's first possession, sacked QB Joe Flacco for an 8-yard loss on third down...finished with 1.0 sack, a QB hit and a QB pressure...**at Pittsburgh (10/26):** Declared inactive...**vs. Tampa Bay (12/3):** Finished with five tackles (two solo)...added a season-high 3.0 sacks and a QB pressure...marked his 14th-career game with two-plus sacks...**at Cleveland (12/10):** Posted four tackles (two solo)...added 1.0 sack, a team-high three QB pressures and a team-best three QB hits.

**2016 SEASON:** Played in 12 games with nine starts (six at OLB, three at ILB)...ranked third on the team with 5.0 sacks...registered 24 tackles (19 solo), six tackles for loss, 13 QB hits and 14 pressures...part of a run defense that ranked eighth in the league in rushing yards allowed per game (94.7) and seventh in runs of 10-plus yards allowed (37)...was sidelined for four contests (Weeks 3, 8-10) due to injuries and was limited after suffering an injury in Week 12...started all three postseason games and recorded four tackles (three solo), 1.0 sack, a fumble recovery, a forced fumble, three QB hits and two QB pressures...**at Jacksonville (9/11):** Finished with four tackles (three solo)...added 1.0 sack, a QB pressure and a QB hit...**at Minnesota (9/18):** Posted three tackles (all solo)...added 1.0 sack, three QB pressures and two QB hits...**vs. Detroit (9/25):** Declared inactive...**vs. New York Giants (10/9):** Returned to action, started at ROLB...posted three tackles (all solo), 1.0 sack, a pressure and

three QB hits...**vs. Chicago (10/20)**: Recorded four tackles (three solo)...added a team-high three QB hits and one QB pressure...**at Philadelphia (11/28)**: With injuries to starters Jake Ryan and Blake Martinez, started at ILB and played 44 snaps...finished with five tackles (four solo), 1.0 sack, a QB hit and a QB pressure...**vs. Minnesota (12/24)**: Registered a sack, a forced fumble, two passes defended, three QB pressures and a QB hit...**Wild Card Round vs. New York Giants (1/8/17)**: Finished with a sack, a forced fumble and a fumble recovery...the forced fumble was the fifth of his career in the playoffs, the most in the NFL since 2009...**Divisional Round at Dallas (1/15/17)**: Started at ROLB and appeared on 49 plays...posted one solo tackle.

**2015 SEASON**: Started all 16 games in back-to-back seasons for the first time in his career, opening every game at MLB...ranked second on the team with a career-high 84 tackles (56 solo) and 6.5 sacks...led the team in QB pressures (27) and QB hits (14)...added an interception, a fumble recovery and three passes defended...was selected to his sixth Pro Bowl in seven seasons...started both postseason games and posted 11 tackles (nine solo), 1.5 sacks, three QB hits, two pressures and a forced fumble...**at Chicago (9/13)**: Made one of the critical plays in the game with just under four minutes remaining when he picked off QB Jay Cutler and returned it 42 yards...**vs. Kansas City (9/28)**: Registered 2.0 sacks, five tackles (four solo)...added a team-high six QB pressures and a QB hit...**at San Francisco (10/4)**: Finished with three tackles (two solo)...added three pressures and a QB hit...**vs. St. Louis (10/11)**: Tallied 1.0 sack, five tackles (two solo)...posted three QB hits and two pressures...**vs. San Diego (10/18)**: Finished with seven tackles (four solo)...added a team-high four QB hits, a team-best four pressures and a fumble recovery...marked his first fumble recovery since his rookie season in 2009...**at Denver (11/1)**: Registered eight tackles (seven solo) and a QB hit...**at Minnesota (11/22)**: Tied for the team lead with 10 tackles (eight solo)...**vs. Dallas (12/13)**: Led the team with eight tackles (five solo), 1.0 sack, two pressures...added a QB hit...**vs. Minnesota (1/3/16)**: Registered two tackles (both solo), 1.0 sack and a QB pressure...**Wild Card Round at Washington (1/10/16)**: Recorded four tackles (three solo)...added 1.5 sacks, a forced fumble, a QB hit and a pressure...**Divisional Round at Dallas (1/16/16)**: Played all 66 snaps...tied for the team lead with seven tackles (six solo)...added a QB pressure and two QB hits.

**2014 SEASON**: Started all 16 games for the first time in his career, started four at LOLB, six at ROLB and six at MLB...recorded 69 tackles (53 solo), a team-best 11.0 sacks, an interception, two forced fumbles, six passes defended, 17 QB hits and 21 pressures...was named to the Pro Bowl for the fifth time in his career...ranked fifth on the team in tackles, second in pressures and tied for second in QB hits...was tied for 12th in the league in sacks...posted 6.5 sacks in the month of December, which ranked fourth in the league...was one of only three players in the NFL with at least 10 sacks, an interception and a forced fumble (Watt and Ware)...his move to ILB coincided with a run defense that allowed 86.4 yards per game over the final eight contests, fifth in the NFL over that span and 3.6 yards per carry, sixth in the league over that span...started both postseason games and registered nine tackles (seven solo) and a sack...**vs. New York Jets (9/14)**: Started at ROLB as the Packers opened in a 4-3 alignment...registered five tackles (four solo)...added 1.0 sack, a pass defended, a QB hit and two pressures...**at Chicago (9/28)**: Registered his first interception since 2011...**at Miami (10/12)**: Forced fumble and a QB hit...posted one pass defended...**vs. Carolina (10/19)**: Posted four tackles (three solo), two QB hits and a team-high three pressures...tallied 0.5 sack for a 3.5 yard loss...**at New Orleans (10/26)**: Started at ROLB and recorded five tackles (three solo)...recorded 1.0 sack...**vs. Chicago (11/9)**: Started on the inside for the first time in his career, opening at MLB...recorded 10 tackles (nine solo)...added 1.0 sack, a QB hit and two pressures...**vs. Philadelphia (11/16)**: Registered five tackles (four solo)...tallied 1.0 sack, a QB hit and a pass defended...**vs. Atlanta (12/8)**: Started at MLB for the fifth straight game...posted five tackles (four solo), 1.0 sack, a QB hit and a pressure...**at Buffalo (12/14)**: Returned to the ROLB spot in the starting lineup...finished with four tackles (all solo), 2.0 sacks, two QB hits and a pressure...**at Tampa Bay (12/21)**: Started at ROLB and led the team with a season-high 2.5 sacks...added four tackles (three solo), a QB hit and two pressures...**vs. Detroit (12/28)**: Started at MLB and posted four tackles (all solo)...added 1.0 sack and two pressures...posted a sack for the fourth-straight game, tying the longest single-season streak of his career...**NFC Championship at Seattle (1/18/15)**: Started at MLB and posted

five solo tackles...added 1.0 sack.

**2013 SEASON**: Endured a frustrating season that was derailed twice by a broken right thumb, an injury that ultimately ended his season in Week 16...first sustained the fracture in Week 5 vs. Detroit (Oct. 5), missing the next four games (Weeks 6-9) before returning with a restrictive club cast in Week 10...played Weeks 10-16 with casts of decreasing size before aggravating the injury vs. Pittsburgh in Week 16 and ultimately being shut down for the season...both times, the injuries were suffered on sack plays...for the season, started all 11 games in which he appeared, posted 50 tackles (30 solo), a team-leading 7.5 sacks, three passes defended and a team-high and career-high-tying three forced fumbles...his final sack of the season marked the 50th of his career, making him just the fifth player in Packers history (since 1982) to reach the half-century mark...**at San Francisco (9/8)**: posting a career-high 10 tackles (eight solo), including three for a loss...added 1.0 sack...**at Cincinnati (9/22)**: Finished with two tackles (both solo, both for a loss)...added 1.0 sack and a career-high two forced fumbles (both recovered by the Packers)...his pair of turnovers resulted in 10 points amidst a 30-point unanswered stretch by Green Bay...**vs. Detroit (10/6)**: Tallied 1.0 sack...finished with six tackles (three solo), his third sack of the season...added one pass defended...**vs. Philadelphia (11/10)**: Returned to action after missing four games due to injury...started the game at ROLB and appeared on 36 defensive plays...finished with three tackles (one solo)...**at Dallas (12/15)**: Posted three tackles (one solo)...added 0.5 sack, five QB hits and a pressure...**vs. Pittsburgh (12/22)**: Started and appeared on 21 defensive plays before re-injuring his thumb on a second-quarter sack of QB Ben Roethlisberger.

**2012 SEASON**: Finished the regular season having played in 12 games (12 starts)...posted 60 tackles (45 solo), 13.0 sacks, four passes defended and a forced fumble...selected to the Pro Bowl, becoming the first player in Packers history to be named to the all-star game in each of his first four seasons in the league...also named second-team All-Pro by AP...his sack total was the second-highest of his career and ranked fifth in the NFL and second in the NFC, despite missing a month of action...marked his third double-digit sack season...started both playoff games and added 3.0 sacks...**at San Francisco (9/9)**: Finished the season opener with four tackles (three solo)...tallied his seventh multi-sack outing, finishing with 2.5 sacks...**vs. Chicago (9/13)**: Posted seven tackles (six solo), a career-high 3.5 sacks and a pass defended...combined with his efforts in Week 1, the six sacks matched his personal best for the most sacks in a two-game span in his career...**at Houston (10/14)**: Key part of a front that limited Pro Bowl RB Arian Foster to a career-low (to that point) 1.7- yard average (min. 15 att.) on 17 carries for 29 yards...**at Chicago (12/16)**: Returned to action after missing four games and finished with seven solo tackles...added 2.0 sacks and a pass defended...**NFC Wild Card vs. Minnesota (1/5)**: Finished with five tackles (four solo), two sacks, six QB hits...forced a fumble that he also recovered.

**2011 SEASON**: Voted a Pro Bowl starter for the NFC for the second-consecutive season and became the first Packer since RB John Brockington (1971-73) to be named to the all-star game in each of his first three seasons in the NFL...was again one-of-two OLBs to earn All-NFC honors from Pro Football Weekly/PFWA...started each of the first 15 games before being rested in the regular-season finale with the No. 1 seed in the playoffs secured...for the season, tallied 69 tackles (49 solo), 6.0 sacks and three forced fumbles...marked his third-straight season leading the team in sacks and despite the lower total, his combined 38.5 QB knockdowns and hurries still ranked fourth in the NFL according to STATS LLC...also showed continued development in pass coverage, registering new career highs with nine passes defended and three interceptions, one of which he returned for a TD...the TD return came at the N.Y. Giants in Week 13 when he intercepted Manning and raced 38 yards down the sideline, becoming the first player in Packers history to score a defensive TD in each of his first three seasons in the league...joined Miami's Kevin Burnett as the only two NFL LBs to return an interception for a TD in both 2010 and 2011...**vs. New Orleans (9/8)**: Recorded five tackles (three solo, one for a loss)...**vs. St. Louis (10/16)**: Credited with two tackles (one solo)...tallied a career-high three passes defended and his second sack of the season...**vs. Minnesota (11/14)**: Posted six tackles (five solo)...recorded a season-high two sacks. Sacked QB Christian Ponder on the Vikings' opening drive of the game...**at New York Giants (12/4)**: Finished with three tackles (two solo)...forced two

turnovers with a strip-sack and an interception...became the first Packers LB since Nick Barnett in 2003 to record an INT in back-to-back games...**at Kansas City (12/18)**: Posted nine tackles (six solo) and a QB hit...**vs. Chicago (12/25)**: Finished with eight tackles (six solo, one for a loss), a QB hit...forced a fumble and added to his career high with his third interception of the season...**vs. Detroit (1/1/12)**: listed as a game-day inactive as the coaching staff chose to rest him in advance of the postseason with the team having already clinched the NFC's No. 1 seed.

**2010 SEASON**: Appeared in 15 games, starting all of those at LOLB, along with four starts there in the postseason...selected as a Pro Bowl starter for the first time...named First-Team All-Pro by AP, the first Green Bay linebacker to earn that honor since Harris in 1989...finished second to Polamalu in the AP's Defensive Player of the Year voting...named NFL Defensive MVP by Pro Football Weekly...also earned NFC Defensive Player of the Year recognition from Sporting News and the Committee of 101...earned All-NFC recognition from Pro Football Weekly...led the team with 13.5 sacks, which ranked second in the NFC and fourth in the NFL...posted a career-high 83 tackles (55 solo), good for fourth on the team...led the team with 40 QB hits...added his first career INT, which he returned for a TD, four passes defended and two forced fumbles...led the defense with 3.5 sacks in the playoffs, a franchise record for a single postseason...added 20 tackles (18 solo), a fumble recovery, a forced fumble and a pass defended...**at Philadelphia (9/12)**: Led the team with 3.0 sacks and a season-best nine tackles (eight solo)...added four QB hits, a forced fumble and a pass defended...**vs. Buffalo (9/19)**: Posted his second straight three-sack game, becoming the first player in team history (since 1982) to do so...earned NFC Defensive Player of the Week honors for the performance, which included seven tackles (four solo)...**at Washington (10/10)**: Recorded six tackles (five solo), 1.5 sacks, six QB hits and a pass defended...**vs. Minnesota (10/24)**: Returned to action, playing every snap and registering six tackles (one solo), two QB hits and a pressure...**at New York Jets (10/31)**: Posted five tackles (four solo)...added 1.0 sack, three QB hits and two pressures...**vs. Dallas (11/7)**: Earned NFC Defensive Player of the Week honors for the second time on the season...tallied five tackles (three solo), 1.0 sack, three QB hits and a 62-yard TD return on his first career interception...**vs. New York Giants (12/26)**: Posted six tackles (five solo), including one for a loss...added two QB hits, three QB pressures and a forced fumble...**vs. Chicago (1/2/2011)**: Recorded four tackles (three solo)...tallied 1.0 sack and two QB hurries...**NFC Wild Card at Philadelphia (1/9/2011)**: Posted three tackles (all solo), 1.0 sack and four QB hits...**NFC Divisional Round at Atlanta (1/15/2011)**: Registered a playoff career-high 2.0 sacks, along with five tackles (four solo), two QB hits and a fumble recovery...became the first Packer since Kampman (at Philadelphia, Jan. 11, 2004) to post two sacks in a playoff game...**NFC Championship at Chicago (1/23/2011)**: Recorded a postseason career-high eight tackles (six solo), two QB hits and 0.5 sack...**Super Bowl XLV vs. Pittsburgh (2/6/2011)**: Finished the contest with four tackles (all solo), including one for a loss, two QB hits and a pass defended.

**2009 SEASON**: Played in all 16 games with 13 starts at ROLB, and started the team's playoff contest...Was named to the Pro Bowl, becoming the first Packers rookie since Lofton in 1978 to earn the recognition...was initially a first alternate, but earned the trip as an injury replacement for Chicago LB Lance Briggs...was also selected to the Pro Football Weekly/PFWA All-Rookie team...finished third in AP Defensive Rookie of the Year voting...led the team with 10.0 sacks, the most by a Packers rookie in franchise history (since 1982)...became only the second Green Bay rookie to lead the team in sacks (Harris, 1986)...ranked second in the NFL in sacks among rookies behind only Washington's Brian Orakpo (11.0)...led the team with three fumble recoveries, including one he returned for a touchdown...registered 58 tackles (42 solo), a forced fumble, six passes defended...added a team-high 35 QB hits...**vs. Cincinnati (9/20)**: Posted the first sack of his career when he brought down QB Carson Palmer for a nine-yard loss...**at Minnesota (10/5)**: Started the first game of his career, opening at ROLB as the team came out in its nickel package. Late in the second quarter, stripped RB Adrian Peterson of the ball on a rushing play and went untouched down the right sideline for a 42-yard TD; at the time, the score was the longest fumble return for a TD by a Packers rookie in franchise history...**vs. Detroit (10/18)**: Started for the first time in Green Bay's base defense at

ROLB, and posted a season-high two sacks, the first Green Bay rookie to do so since 1998...added five tackles (four solo), and was in on two stops for a loss...earned Pepsi NFL Rookie of the

Week honors...**vs. Dallas (11/15)**: Recovered two fumbles to become the first Packers rookie to do so in a game since 1953...earned his second Pepsi Rookie of the Week accolades for his performance...**at Baltimore (12/7)**: Matched his season high with two sacks...added six tackles (all solo) and three QB hits...earned NFC Defensive Player of the Week recognition...**at Pittsburgh (12/20)**: Recorded a season-high eight tackles (six solo), 2.0 sacks, three QB hits, two pressures and a tackle for loss...became the first rookie in team history to post three two-sack games in a season...posted sack in four straight games, a Packers rookie record...**NFC Wild Card at Arizona (1/10/2010)**: Posted seven tackles (five solo), three QB hits and two pressures...tallied 1.0 sack...became the first NFL rookie in playoff history to record a sack, a forced fumble and a defensive fumble recovery in the same game.

**COLLEGE**: Former walk-on went on to play in four-straight Rose Bowls and the 2009 Senior Bowl...finished his career at USC with 96 tackles, including 5.5 sacks and 13.5 tackles for loss, in 50 games played with 10 starts...graduated with a degree in international relations...as a senior in 2008, earned second-team All-Pacific-10 honors and honorable mention All-America honors from Pro Football Weekly in his only season as a starter...named First-Team Academic All-Pac-10 choice...opened the final 10 games of the season as a stand-up RDE, and was available to play any of the LB positions...played in all 13 games and registered 56 tackles, including nine for loss...added 4.5 sacks, two fumble recoveries, two forced fumbles, two passes defended and a blocked FG...as a junior in 2007, played in all 13 games with two starts, serving as a key backup and special teams contributor...won USC's co-Special Teams Player of the Year award for the second-consecutive season...posted 17 tackles, three for loss, two forced fumbles, one pass defended and two blocked FGs...in 2006 as a sophomore, earned a scholarship in the fall and served as a key contributor on special teams, winning USC's co-Special Teams Player of the Year award...as a redshirt freshman in 2005, played in 12 of 13 games...tallied 12 tackles on defense and also saw time on special teams.

**PERSONAL**: Born in Northridge, Calif...married to Casey...the couple has three children...father, Clay Jr., played LB in the NFL for 19 seasons with the Cleveland Browns (1978-93) and the Atlanta Falcons (1994-96), and was a four-year letterman (1974-77) at Southern California...grandfather, Clay Sr., played DE for four seasons (1950, 53-55) with the San Francisco 49ers...his older brother, Kyle, lettered on USC's 2003 national championship team, and younger brother, Casey, was a Scout.com second-team All-American at Oregon and a fourth-round draft choice of the Philadelphia Eagles in 2011...uncle, Bruce, played offensive line for 19 seasons (1983-2001) with the Houston Oilers/Tennessee Titans and was inducted into the Pro Football Hall of Fame in 2007...cousin, Kevin, played C at Texas A&M and spent time with the Tennessee Titans and Washington Redskins between 2010-13...younger cousin, Jake, also started all four years at A&M and was chosen with the No. 6 overall pick in the 2014 NFL Draft by the Atlanta Falcons...jake's younger brother, Mike, played center at A&M from 2012-15, signed with the Cleveland Browns as an undrafted free agent and currently plays for the Miami Dolphins...a four-year letterman at Agoura High in Agoura Hills, Calif...earned All-CIF First-Team honors at LB as a senior in 2003...played for father in high school as Clay Jr. was team's defensive coordinator, but did not start until his senior year...also played TE...lettered two years in basketball...named the Packers Walter Payton Man of the Year nominee in 2017, the only league award that recognizes a player's off-the-field community service as well as his playing excellence...participates in the NFL's "My Cause, My Cleats" campaign, wearing specialty game shoes to raise awareness for CureDuchenne, an organization focused on fighting muscular dystrophy in children...has been raising awareness for Cure Duchenne since his second year in the NFL...served as a captain for the Green & Gold Charity Softball Game in 2018...visited with students at St. Mark's Lutheran School in Green Bay as their reward for being among the top donors in the in-school food drive...also hosted a youth skills football camp in Green Bay during the summer of 2012...resides in Calabasas, Calif.

# CLAY MATTHEWS NFL STATISTICS



## REGULAR SEASON

Year	Team	G/S	Tackles			Sacks	Yards	Interceptions				Fumbles			Yards
			Total	Solo	Asst.			Int.	Yards	Long	TD	PD	FF	FR	
2009	Green Bay Packers	16/13	58	42	16	10.0	63.0	0	0	0	0	6	1	3	46
2010	Green Bay Packers	15/15	83	55	28	13.5	93.5	1	62	62t	1	4	2	0	0
2011	Green Bay Packers	15/15	69	49	20	6.0	29.0	3	47	38t	1	9	3	0	0
2012	Green Bay Packers	12/12	60	45	15	13.0	83.5	0	0	0	0	4	1	0	0
2013	Green Bay Packers	11/11	50	30	20	7.5	50.5	0	0	0	0	3	3	0	0
2014	Green Bay Packers	16/16	69	53	16	11.0	58.0	1	40	40	0	6	2	0	0
2015	Green Bay Packers	16/16	84	56	28	6.5	40.5	1	42	42	0	3	0	1	0
2016	Green Bay Packers	12/9	24	19	5	5.0	35.0	0	0	0	0	3	1	0	0
2017	Green Bay Packers	14/14	52	33	19	7.5	53.0	0	0	0	0	2	1	1	63
2018	Green Bay Packers	16/16	41	31	10	3.5	25.5	0	0	0	0	0	1	0	0
2019	Los Angeles Rams	1/1	3	2	1	1.0	6.0	0	0	0	0	0	1	0	0
<b>Totals</b>		<b>144/138</b>	<b>593</b>	<b>415</b>	<b>178</b>	<b>84.5</b>	<b>537.5</b>	<b>6</b>	<b>191</b>	<b>62t</b>	<b>2</b>	<b>40</b>	<b>15</b>	<b>5</b>	<b>109</b>

## POSTSEASON

Year	Team	G/S	Tackles			Sacks	Yards	Interceptions				Fumbles			Yards
			Total	Solo	Asst.			Int.	Yards	Long	TD	PD	FF	FR	
2009	Green Bay Packers	1/1	7	5	2	1.0	4.0	0	0	0	0	0	1	1	29
2010	Green Bay Packers	4/4	20	18	2	3.5	27.5	0	0	0	0	1	1	1	0
2011	Green Bay Packers	1/1	5	3	2	0.0	0.0	0	0	0	0	0	0	0	0
2012	Green Bay Packers	2/2	12	7	5	3.0	23.0	0	0	0	0	1	1	1	0
2014	Green Bay Packers	2/2	9	7	2	1.0	15.0	0	0	0	0	0	0	0	0
2015	Green Bay Packers	2/2	11	9	2	1.5	16.5	0	0	0	0	0	1	0	0
2016	Green Bay Packers	3/3	4	3	1	1	0	0	0	0	0	0	1	1	0
<b>Totals</b>		<b>15/15</b>	<b>68</b>	<b>52</b>	<b>16</b>	<b>11.0</b>	<b>86.0</b>	<b>0</b>	<b>0</b>	<b>0</b>	<b>0</b>	<b>2</b>	<b>5</b>	<b>4</b>	<b>29</b>

### Regular Season Single Game Highs:

Total Tackles – 10, three times, last at Minnesota (11/22/15)

Solo Tackles – 9, vs. Chicago (11/9/14)

Sacks – 3.5, vs. Chiaco (9/13/12)

Interceptions – 1, six times, last at Chicago (9/12/15)

**Additional Career Statistics:** Touchdowns (3): at Minnesota, 10/5/09, 42-yard fumble return; vs. Dallas, 11/7/10, 62-yard interception return; at N.Y. Giants, 12/4/11, 38-yard interception return.

**Career sacks:** Jay Cutler (8.5), Christian Ponder (6), Alex Smith (4.5), Sam Bradford (4), Matt Ryan (3.5), Trent Edwards (3), Joe Flacco (3), Eli Manning (3), Ben Roethlisberger (3), Matthew Stafford (3), Jameis Winston (3), Josh McCown (2.5), Cam Newton (2.5) Drew Brees (2), Daunte Culpepper (2), Colin Kaepernick (2), Kevin Kolb (2), Kyle Orton (2), Mark Sanchez (2), Michael Vick (2), Nick Foles (1.5), Donovan McNabb (1.5), Tony Romo (1.5), C.J. Beathard, Blake Bortles, Teddy Bridgewater, Matt Cassel, Andy Dalton, Brett Favre, Mike Glennon, Jared Goff, Shaun Hill, Jon Kitna, DeShone Kizer, Andrew Luck, Jake Locker, Carson Palmer, Drew Stanton, Carson Wentz, Josh Allen (.5).

**Career interceptions:** Jay Cutler (2), Jon Kitna, Eli Manning, Josh McCown, Matthew Stafford.

# CLAY MATTHEWS GAME-BY-GAME



### 2019 Los Angeles Rams

Game	W/L	P/S	T	S	A	Sk	Yds	Int	Yds	Lg	TD	PD	FF	FR	Yds
at CAR 9/8	W	1/1	3	2	1	1.0	6.0	0	0	0	0	0	0	0	0
NO 9/15															
at Cle 9/22															
TB 9/29															
at Sea 10/3															
SF 10/13															
at Atl 10/20															
Cin 10/27															
at Pit 11/10															
Chi 11/17															
Bal 11/25															
at Ari 12/1															
Sea 12/8															
at Dal 12/15															
at SF TBD															
Ari 12/29															
<b>Totals</b>	<b>1-0</b>	<b>1/1</b>	<b>3</b>	<b>2</b>	<b>1</b>	<b>1.0</b>	<b>6.0</b>	<b>0</b>	<b>0</b>	<b>0</b>	<b>0</b>	<b>0</b>	<b>0</b>	<b>0</b>	<b>0</b>

### 2018 Green Bay Packers

Game	W/L	P/S	T	S	A	Sk	Yds	Int	Yds	Lg	TD	PD	FF	FR	Yds
Chi 9/9	W	1/1	1	1	0	0.0	0.0	0	0	0	0	0	0	0	0
Min 9/16	T	1/1	3	2	1	0.0	0.0	0	0	0	0	0	0	0	0
at Was 9/23	L	1/1	2	2	0	0.0	0.0	0	0	0	0	0	0	0	0
Buf 9/30	W	1/1	6	3	3	0.5	4.5	0	0	0	0	0	0	0	0
at Det 10/7	L	1/1	1	0	1	0.0	0.0	0	0	0	0	0	0	0	0
SF 10/15	W	1/1	3	2	1	1.0	12.0	0	0	0	0	0	0	0	0
at LA 10/28	L	1/1	8	7	1	1.0	0.0	0	0	0	0	0	0	0	0
at NE 11/4	L	1/1	2	1	1	0.0	0.0	0	0	0	0	0	0	0	0
Mia 11/11	W	1/1	1	0	1	0.0	0.0	0	0	0	0	0	0	0	0
at Sea 11/15	L	1/1	3	3	0	0.0	0.0	0	0	0	0	0	0	1	0
at Min 11/25	L	1/1	4	4	0	0.0	0.0	0	0	0	0	0	0	0	0
Ari 12/2	L	1/1	1	1	0	0.0	0.0	0	0	0	0	0	0	0	0
Atl 12/9	W	1/1	3	3	0	1.0	9.0	0	0	0	0	0	0	0	0
at Chi 12/16	L	1/1	1	1	0	0.0	0.0	0	0	0	0	0	0	0	0
at NYJ 12/23	W	1/1	0	0	0	0.0	0.0	0	0	0	0	0	0	0	0
Det 12/30	L	1/1	2	1	1	0.0	0.0	0	0	0	0	0	0	0	0
<b>Totals</b>	<b>6-9-1</b>	<b>16/16</b>	<b>41</b>	<b>31</b>	<b>10</b>	<b>3.5</b>	<b>25.5</b>	<b>0</b>	<b>0</b>	<b>0</b>	<b>0</b>	<b>0</b>	<b>0</b>	<b>1</b>	<b>0</b>



# CLAY MATTHEWS GAME-BY-GAME CONT.



## 2011 Green Bay Packers

Game	W/L	P/S	T	S	A	Sk	Yds	Int	Yds	Lg	TD	PD	FF	FR	Yds
NO 9/8	W	1/1	5	3	2	0.0	0.0	0	0	0	0	0	0	0	0
at Car 9/18	W	1/1	7	4	3	1.0	0.0	0	0	0	0	1	0	0	0
at Chi 9/25	W	1/1	5	4	1	0.0	0.0	0	0	0	0	0	0	0	0
Den 10/2	W	1/1	3	1	2	0.0	0.0	0	0	0	0	0	0	0	0
at Atl 10/9	W	1/1	4	3	1	0.0	0.0	0	0	0	0	0	0	0	0
StL 10/16	W	1/1	2	1	1	1.0	7.0	0	0	0	0	3	0	0	0
at Min 10/23	W	1/1	6	6	0	1.0	2.0	0	0	0	0	1	0	0	0
at SD 11/6	W	1/1	1	1	0	0.0	0.0	0	0	0	0	0	0	0	0
Min 11/14	W	1/1	6	5	1	2.0	20.0	0	0	0	0	0	1	0	0
TB 11/20	W	1/1	2	2	0	0.0	0.0	0	0	0	0	0	0	0	0
at Det 11/24	W	1/1	5	4	1	0.0	0.0	1	7	7	0	2	0	0	0
at NYG 12/4	W	1/1	3	2	1	1.0	0.0	1	38	38t	1	1	1	0	0
Oak 12/11	W	1/1	3	1	2	0.0	0.0	0	0	0	0	0	0	0	0
at KC 12/18	L	1/1	9	6	3	0.0	0.0	0	0	0	0	0	0	0	0
Chi 12/25	W	1/1	8	6	2	0.0	0.0	1	2	2	0	1	1	0	0
Det 11/12	W	0/0				inactive									
<b>Totals</b>	<b>15-1</b>	<b>15/15</b>	<b>69</b>	<b>49</b>	<b>20</b>	<b>6.0</b>	<b>29.0</b>	<b>3</b>	<b>47</b>	<b>38t</b>	<b>1</b>	<b>9</b>	<b>3</b>	<b>0</b>	<b>0</b>

## 2011 Postseason

Game	W/L	P/S	T	S	A	Sk	Yds	Int	Yds	Lg	TD	PD	FF	FR	Yds
NYG 1/15/12 *L	1/1	5	3	2	0	0	0	0	0	0	0	0	0	0	0
<b>Totals</b>	<b>0-1</b>	<b>1/1</b>	<b>5</b>	<b>3</b>	<b>2</b>	<b>0</b>	<b>0</b>	<b>0</b>	<b>0</b>	<b>0</b>	<b>0</b>	<b>0</b>	<b>0</b>	<b>0</b>	<b>0</b>

\* Denotes NFC Wild Card Round

## 2009 Green Bay Packers

Game	W/L	P/S	T	S	A	Sk	Yds	Int	Yds	Lg	TD	PD	FF	FR	Yds
Chi 09/13	W	1/0	1	1	0	0.0	0.0	0	0	0	0	0	0	0	0
Cin 09/20	L	1/0	1	1	0	1.0	9.0	0	0	0	0	1	0	0	0
at StL 09/27	W	1/0	1	1	0	0.0	0.0	0	0	0	0	1	0	0	0
at Min 10/05	L	1/1	5	1	4	0.0	0.0	0	0	0	0	0	1	1	42
Det 10/18	W	1/1	5	4	1	2.0	13.0	0	0	0	0	1	0	0	0
at Cle 10/25	W	1/1	3	3	0	0.0	0.0	0	0	0	0	0	0	0	0
Min 11/01	L	1/1	5	4	1	0.0	0.0	0	0	0	0	1	0	0	0
at TB 11/08	L	1/1	4	3	1	0.0	0.0	0	0	0	0	0	0	0	0
Dal 11/15	W	1/1	3	1	2	1.0	3.0	0	0	0	0	0	0	2	4
SF 11/22	W	1/1	3	1	2	0.0	0.0	0	0	0	0	1	0	0	0
at Det 11/26	W	1/1	3	2	1	1.0	8.0	0	0	0	0	0	0	0	0
Bal 12/07	W	1/1	6	6	0	2.0	14.0	0	0	0	0	1	0	0	0
at Chi 12/13	W	1/1	5	4	1	1.0	2.0	0	0	0	0	0	0	0	0
at Pit 12/20	L	1/1	8	6	2	2.0	14.0	0	0	0	0	0	0	0	0
Sea 12/27	W	1/1	5	4	1	0.0	0.0	0	0	0	0	0	0	0	0
at Ari 1/3/10	W	1/1	0	0	0	0.0	0.0	0	0	0	0	0	0	0	0
<b>Totals</b>	<b>11-5</b>	<b>16/13</b>	<b>58</b>	<b>42</b>	<b>16</b>	<b>10.0</b>	<b>63.0</b>	<b>0</b>	<b>0</b>	<b>0</b>	<b>0</b>	<b>6</b>	<b>1</b>	<b>3</b>	<b>46</b>

## 2009 Postseason

Game	W/L	P/S	T	S	A	Sk	Yds	Int	Yds	Lg	TD	PD	FF	FR	Yds
Ari 1/10/10 *	L	1/1	7	5	2	1.0	4.0	0	0	0	0	0	1	1	29
<b>Totals</b>	<b>0-1</b>	<b>1/1</b>	<b>7</b>	<b>5</b>	<b>2</b>	<b>1.0</b>	<b>4.0</b>	<b>0</b>	<b>0</b>	<b>0</b>	<b>0</b>	<b>0</b>	<b>1</b>	<b>1</b>	<b>29</b>

\* Denotes NFC Wild Card Round

## 2010 Green Bay Packers

Game	W/L	P/S	T	S	A	Sk	Yds	Int	Yds	Lg	TD	PD	FF	FR	Yds
at Phi 09/12	W	1/1	9	8	1	3.0	11.0	0	0	0	0	1	1	0	0
Buf 09/19	W	1/1	7	4	3	3.0	33.0	0	0	0	0	0	0	0	0
at Chi 09/27	L	1/1	5	3	2	0.0	0.0	0	0	0	0	0	0	0	0
Det 10/03	W	1/1	4	3	1	1.0	4.0	0	0	0	0	0	0	0	0
at Was 10/10	L	1/1	6	5	1	1.5	5.5	0	0	0	0	0	0	0	0
Mia 10/17	L	0/0				Inactive									
Min 10/24	W	1/1	6	1	5	0.0	0.0	0	0	0	0	0	0	0	0
at NYJ 10/31	W	1/1	5	4	1	1.0	6.0	0	0	0	0	0	0	0	0
Dal 11/07	W	1/1	5	3	2	1.0	8.0	1	62	62t	1	2	0	0	0
at Min 11/21	W	1/1	5	4	1	1.0	1.0	0	0	0	0	0	0	0	0
at Atl 11/28	L	1/1	5	2	3	0.0	0.0	0	0	0	0	0	0	0	0
SF 12/05	W	1/1	7	5	2	0.0	0.0	0	0	0	0	0	0	0	0
at Det 12/12	L	1/1	5	3	2	1.0	19.0	0	0	0	0	0	0	0	0
at NE 12/19	L	1/1	4	2	2	0.0	0.0	0	0	0	0	0	1	0	0
NYG 12/26	W	1/1	6	5	1	0.0	0.0	0	0	0	0	0	0	1	0
Chi 1/2/11	W	1/1	4	3	1	1.0	6.0	0	0	0	0	0	0	0	0
<b>Totals</b>	<b>10-5</b>	<b>15/15</b>	<b>83</b>	<b>55</b>	<b>28</b>	<b>13.5</b>	<b>93.5</b>	<b>1</b>	<b>62</b>	<b>62t</b>	<b>1</b>	<b>4</b>	<b>2</b>	<b>0</b>	<b>0</b>

## 2010 Postseason

Game	W/L	P/S	T	S	A	Sk	Yds	Int	Yds	Lg	TD	PD	FF	FR	Yds
at Phi 1/9/11*	W	1/1	3	3	0	1.0	12.0	0	0	0	0	0	0	0	0
at Atl 1/15/11^	W	1/1	5	4	1	2.0	13.0	0	0	0	0	0	0	0	1
at Chi 1/23/11 %W	1/1	8	7	1	0.5	2.5	0	0	0	0	0	0	0	0	0
Pit 2/6/11 !	W	1/1	4	4	0	0.0	0.0	0	0	0	0	0	1	1	0
<b>Totals</b>	<b>4-0</b>	<b>4-4</b>	<b>20</b>	<b>18</b>	<b>2</b>	<b>3.5</b>	<b>27.5</b>	<b>0</b>	<b>0</b>	<b>0</b>	<b>0</b>	<b>0</b>	<b>1</b>	<b>1</b>	<b>0</b>

\* Denotes NFC Wildcard Round, ^ denotes NFC Divisional Round, % denotes NFC Championship, ! denotes Super Bowl XLV

# 44 JAKE McQUAIDE

Long Snapper // Ohio St. // Cincinnati, Ohio

Ht./Wt.: 6-2/235

NFL Exp.: 9th (9th Rams)

GP/GS, (Playoffs): 129/0, (4/0)

Birth Date: 12/7/1987

Acquired: UDFA-2011



**TRANSACTIONS:** Signed a contact extension in the 2018 offseason...Signed a four-year contract extension in July 2013 to extend his contract into 2017. Signed with the Rams (7/27/11).

**PRO:** Ninth-year pro has played in all 129 regular season games of his career...tallied 1,159 clean snaps through first eight seasons...has made 10 tackles on special teams...received Pro Bowl honors in 2016 and 2017.

**2019 SEASON:** Enters ninth professional season and ninth with the Rams organization...**at Carolina (9/8):** Saw action at long snapper and completed 12 clean snaps...played 12 snaps on special teams (34 percent).

**2018 SEASON:** Played in all 16 regular season games and three postseason contests, including Super Bowl LIII...added one special teams tackle on the season...**at Oakland (9/10):** Saw action at long snapper and recorded 10 clean snaps...added one special teams tackle...**at San Francisco (10/21):** Saw action at long snapper...tallied 11 clean snaps...**vs. Green Bay (10/28):** Saw action at long snapper...logged 10 clean snaps...**vs. Kansas City (11/19):** Saw action at long snapper...compiled a season-high 13 clean snaps...**vs. San Francisco (12/30):** Saw action at long snapper...posted 11 clean snaps...**Divisional Round vs. Dallas (1/12/19):** Saw action at long snapper...registered eight clean snaps...**Championship Round at New Orleans (1/20/19):** Saw action at long snapper...compiled 10 clean snaps...**Super Bowl LIII (2/3/19):** Saw action at long snapper...totaled a postseason career-high 11 clean snaps.

**2017 SEASON:** Recorded 151 consecutive clean snaps...had one special teams tackle...named to his second-consecutive Pro Bowl...**vs. Indianapolis (9/10):** Saw action at long snapper and recorded 13 clean snaps...**vs. Washington (9/17):** Saw action at long snapper...tallied eight clean snaps...notched one special teams tackle...**at Dallas (10/1):** Saw action at long snapper...recorded 13 clean snaps...**Wild Card vs. Atlanta (1/6/18):** Saw action at long snapper...recorded eight clean snaps.

**2016 SEASON:** Became the first long-snapper in franchise history to make the Pro Bowl...played in all 16 games...tallied 146 clean snaps...**at Arizona (10/2):** Compiled 10 clean snaps in addition to his first special teams tackle of the season...**vs. Miami (11/20):** Notched 11 clean snaps...**vs. San Francisco (12/24):** Tallied 11 clean snaps.

**2015 SEASON:** Played in all 16 games...posted 157 snaps on the season, tallying a season-high 13 snaps and one special teams tackle...**vs. Seattle (9/13):** Recorded nine snaps...**at Washington (9/20):** Notched 12 clean snaps...**vs. Pittsburgh (9/27):** Registered six clean snaps...**at Arizona (10/4):** Recorded 11 clean snaps...**at Green Bay (10/11):** Posted 9 clean snaps...**vs. Cleveland (10/25):** Tallied 11 snaps...**vs. San Francisco (11/01):** Recorded 12 snaps...**at Minnesota (11/08):** Tallied 13 snaps...**at Baltimore (11/22):** Posted 11 snaps...**at Cincinnati (11/29):** Recorded six snaps and one special teams tackle...**vs. Tampa Bay (12/17):** Recorded nine clean snaps for the third consecutive week...**at Seattle (12/27):** Posted 10 clean snaps...

**at San Francisco (1/3/16):** Recorded 11 snaps.

**2014 SEASON:** Registered 145 clean snaps...**vs. Denver (11/16):** Recorded 12 clean snaps...**vs. Oakland (11/30):** Notched a career-high 14 clean snaps...**vs. Arizona**

**(12/11):** Tallied 10 clean snaps.

**2013 SEASON:** Played in 16 games...notched 141 clean snaps...**at Indianapolis (11/10):** Recorded 11 clean snaps...**vs. Jacksonville (10/6):** Registered 13 clean snaps for the second consecutive week...**vs. San Francisco (9/26):** Recorded a then career-high 13 clean snaps.

**2012 SEASON:** Recorded 139 consecutive clean snaps...had four special teams tackles...**at Arizona (11/25):** Tallied 12 clean snaps...**vs. San Francisco (12/2):** Registered 12 clean snaps...**at Buffalo (12/9):** Tallied eight clean snaps...recorded one tackle on special teams.

**2011 SEASON:** Recorded 150 consecutive clean snaps...notched two special teams tackles...**vs. Seattle (11/20):** Made 11 clean snaps...**vs. New Orleans (10/30):** Tallied 12 clean snaps...**vs. Arizona (11/27):** Recorded 12 clean snaps...**at San Francisco (12/4):** Recorded eight clean snaps...made one special teams tackle...**vs. Cincinnati (12/18):** Tallied 11 clean snaps...added one special teams tackle.

**COLLEGE:** Originally a walk on at Ohio State...handled long-snapping duties for three years...Special Teams Player of the Week vs. Purdue...received his bachelor's degree in December...academic all-Big Ten...John Galbreath award for academic excellence...NFF Hampshire Honor Society...EE All Star Game as a senior...won Top Ten Tenacious three times as a junior...earned a scholarship beginning in the autumn quarter of his junior year...rotated with Dimitrios Makridis and Jackson Haas on long and short snaps for the Big Ten champions during his freshman year...redshirted as a freshman.

**PERSONAL:** Name pronounced "Mc-KWAYD"...tight end who had 10 catches for 125 yards as a senior at Elder High in Cincinnati...had no unplayable snaps as a junior or senior...earned the Mr. ZIP award for basketball at Elder...National Honor Society...Student Council communications officer...son of Bev and Kevin McQuaide...has two sisters, Maureen and Katie...married Abby on March 17, 2012, and they have a daughter, Quinn, and a son, JJ...2008-09 Big Ten all-academic...an aeronautical and astronautical engineering major...participated in many community events, including Make-A-Wish Celebrity Server dinner, Taste of the NFL, Love Your Melon Distribution event at Mercy, 6th Annual Playground Build at Marygrove and the All-Community Team Ticket program - 4th Down Fan Club.



**McQuaide's Career Snap Statistics:**

<b>Year</b>	<b>Teams</b>	<b>Snaps</b>
2019	Los Angeles Rams	12
2018	Los Angeles Rams	130
	<i>Postseason</i>	29
2017	Los Angeles Rams	151
	<i>Postseason</i>	8
2016	Los Angeles Rams	146
2015	St. Louis Rams	157
2014	St. Louis Rams	145
2013	St. Louis Rams	141
2012	St. Louis Rams	139
2011	St. Louis Rams	150
<b>Totals</b>	<b><i>Regular Season</i></b>	<b><i>1,159</i></b>
	<b><i>Postseason</i></b>	<b><i>37</i></b>





# 82 JOHNNY MUNDT

Tight End // Oregon // Modesto, Calif.

Ht./Wt.: 6-4/233

NFL Exp.: 2nd (3rd Rams)

GP/GS, (Playoffs): 12/0, (3/0)

Birth Date: 11/23/1994

Acquired: UDFA-2017

**TRANSACTIONS:** Signed a futures contract with the Rams (1/8/18)...signed to Rams practice squad (11/24/18)...released (11/21/17)...signed to active roster from practice squad (11/11/17)...signed to the Rams Practice Squad (9/5/17)...released by the Rams (9/3/17)...signed by the Rams as an undrafted free agent (5/2/17).

**PRO:** Second-year pro has played in 12 regular season games and three postseason contests.

**2019 SEASON: at Carolina (9/8):** Declared inactive

**2018 SEASON:** Appeared in 10 regular season games and three postseason contests, including Super Bowl LIII...hauled in his first-career reception in Week 17...also contributed on special teams...**vs. San Francisco (12/30):** Saw action at tight end and on special teams...recorded his first career reception (first career) on a five-yard pass from QB Sean Mannion...**Divisional Round vs. Dallas (1/12/19):** Made postseason debut...saw action at tight end and on special teams...**Championship Round at New Orleans (1/20/19):** Saw action on special teams...**Super Bowl LIII (2/3/19):** Saw action on special teams...notched one tackle.

**2017 SEASON:** Spent Weeks 1-9 on the Rams practice squad before being signed to the active roster for a Week 10 home win over Houston (11/12/17) and a Week 11 road loss to Minnesota (11/19/17)...did not record any stats.

**COLLEGE:** Earned Pac-12 All-Conference Honorable Mention and Dudley Randolph Clarke Memorial Award for the team's

most improved player in 2016...started the last six games of the season but saw action in eight games...ended the season with 23 receptions for 334 yards and four touchdowns...was on the John Mackey Award Watch List (Nation's Top Tight End) in 2015...earned a starting nod against Washington State while coming off the bench in each of the remaining 12 outings to contribute to a formidable tandem at the position...completed the year catching five passes for 39 yards and one touchdown in addition to improving his prowess as an effective blocker at the line of scrimmage...in 2014, started strong yet injuries derailed his momentum until the latter part of the year...stepped onto the field for 13 of 15 games...in 2013, started five of his appearances...finished the year with 16 catches for 281 yards and three scores...earned John Mackey Tight End of the Week national honors for his effort in his starting debut...recipient of program's Len Casanova Award as the team's first-year player who exemplified the ideals and inspiration of the program's former head football coach and athletics director.

**PERSONAL:** The two-time First-Team MaxPrep Division IV all-state tight end helped the Central Catholic Raiders to the IV state championship his senior year and a 14-2 mark under Head Coach Roger Canepa... the Scout.com four-star choice and Western Athletic League MVP was listed 10th among the nation's tight end prospects by ESPN.com...caught 33 passes for 625 yards and eight touchdowns in 2012...also recorded 80 tackles and 15.5 quarterback sacks as a linebacker his final year to be named to the Cal-Hi Sports all-state first team on defense.

## JOHNNY MUNDT NFL STATISTICS



### REGULAR SEASON

Year	Team	G/S	No.	Receiving				Att.	Rushing			
				Yards	Avg.	Long	TD		Yards	Avg.	Long	TD
2017	Los Angeles Rams	2/0	0	0	0.0	0	0	0	0	0.0	0	0
2018	Los Angeles Rams	10/0	1	5	5.0	5	0	0	0	0.0	0	0
2019	Los Angeles Rams	0/0	0	0	0.0	0	0	0	0	0.0	0	0
<b>Totals</b>		<b>12/0</b>	<b>1</b>	<b>5</b>	<b>5.0</b>	<b>5</b>	<b>0</b>	<b>0</b>	<b>0</b>	<b>0.0</b>	<b>0</b>	<b>0</b>

### POSTSEASON

Year	Team	G/S	No.	Receiving				Att.	Rushing			
				Yards	Avg.	Long	TD		Yards	Avg.	Long	TD
2018	Los Angeles Rams	3/0	0	0	0.0	0	0	0	0	0.0	0	0
<b>Totals</b>		<b>3/0</b>	<b>0</b>	<b>0</b>	<b>0.0</b>	<b>0</b>	<b>0</b>	<b>0</b>	<b>0</b>	<b>0.0</b>	<b>0</b>	<b>0</b>

**Additional Career Statistics:** Special teams tackles: Rams 2018 postseason (1).

# JOHNNY MUNDT GAME-BY-GAME



## 2019 Los Angeles Rams

Game	W/L	P/S	T	S	A	Sk	Yds	Int	Yds	Lg	TD	PD	FF	FR	Yds	
at CAR 9/8	W	0/0														
NO 9/15																
at Cle 9/22																
TB 9/29																
at Sea 10/3																
SF 10/13																
at Atl 10/20																
Cin 10/27																
at Pit 11/10																
Chi 11/17																
Bal 11/25																
at Ari 12/1																
Sea 12/8																
at Dal 12/15																
SF TBD																
Ari 12/29																
<b>Totals</b>	<b>1-0</b>	<b>0/0</b>	<b>0</b>	<b>0</b>	<b>0</b>	<b>0.0</b>	<b>0.0</b>	<b>0</b>	<b>0</b>	<b>0</b>	<b>0</b>	<b>0</b>	<b>0</b>	<b>0</b>	<b>0</b>	<b>0</b>

## 2018 Los Angeles Rams

Game	W/L	P/S	Receiving					Rushing								
			No.	Yards	Avg.	Long	TD	Att.	Yards	Avg.	Long	TD				
at Oak 9/10	W	1/0	0	0	0.0	0	0	0	0	0	0	0	0	0	0	
Ari 9/16	W	1/0	0	0	0.0	0	0	0	0	0	0	0	0	0	0	
LAC 9/23	W	1/0	0	0	0.0	0	0	0	0	0	0	0	0	0	0	
Min 9/27	W	1/0	0	0	0.0	0	0	0	0	0	0	0	0	0	0	
at Sea 10/7	W	1/0	0	0	0.0	0	0	0	0	0	0	0	0	0	0	
at Den 10/14	W	1/0	0	0	0.0	0	0	0	0	0	0	0	0	0	0	
at SF 10/21	W	1/0	0	0	0.0	0	0	0	0	0	0	0	0	0	0	
GB 10/28	W	0/0						Declared inactive								
at NO 11/4	L	0/0						Declared inactive								
Sea 11/11	W	0/0						Declared inactive								
KC 11/19	W	0/0						Declared inactive								
at Det 12/2	W	0/0						Declared inactive								
at Chi 12/9	L	0/0						Declared inactive								
Phi 12/16	L	1/0	0	0	0.0	0	0	0	0	0	0.0	0	0	0	0	
at Ari 12/23	W	1/0	0	0	0.0	0	0	0	0	0	0.0	0	0	0	0	
SF 12/30	W	1/0	1	5	5.0	5	0	0	0	0	0.0	0	0	0	0	
<b>Totals</b>	<b>13-3</b>	<b>10/0</b>	<b>1</b>	<b>5</b>	<b>5.0</b>	<b>5</b>	<b>0</b>	<b>0</b>	<b>0</b>	<b>0</b>	<b>0.0</b>	<b>0</b>	<b>0</b>	<b>0</b>	<b>0</b>	

## 2018 Postseason

Game	W/L	P/S	Receiving					Rushing						
			No.	Yards	Avg.	Long	TD	Att.	Yards	Avg.	Long	TD		
Dal 1/12/19 *	W	1/0	0	0	0.0	0	0	0	0	0	0.0	0	0	0
at NO 1/20/19 ^	W	1/0	0	0	0.0	0	0	0	0	0	0.0	0	0	0
NE 2/3/19 !	L	1/0	0	0	0.0	0	0	0	0	0	0.0	0	0	0
<b>Totals</b>	<b>2-1</b>	<b>3/0</b>	<b>0</b>	<b>0</b>	<b>0.0</b>	<b>0</b>	<b>0</b>	<b>0</b>	<b>0</b>	<b>0</b>	<b>0.0</b>	<b>0</b>	<b>0</b>	<b>0</b>

\* Denotes NFC Divisional Playoff Game, ^ Denotes NFC Championship Game, ! Denotes Super Bowl LIII



# 19 JOJO NATSON

Wide Receiver // Akron // Fort Lauderdale, Fla.

Ht./Wt.: 5-7/153

NFL Exp.: 3rd (2nd Rams)

GP/GS: 21/0, (Playoffs): (3/0)

Birth Date: 2/1/1994

Acquired: UDFA-2018

**TRANSACTIONS:** Signed with the Los Angeles Rams as a free agent (9/13/18)...waived by the Rams (8/31/18)...signed by the Rams as a free agent (7/24/18)...signed with the Jets (11/11/17)...signed with the Colts as an undrafted free agent (5/4/17).

**PRO:** Third-year pro, played first game as a Ram on Sept. 16 against the Cardinals...played 21 career games, including seven regular season games for the New York Jets as a rookie in 2017.

**2019 SEASON:** Returning for his second season with the Rams...**at Carolina (9/8):** Returned two punts for 19 yards with a long of 16 yards.

**2018 SEASON:** Finished the regular season with 13 games played...tallied 26 punt returns for 280 yards, which ranked sixth in the league...returned six kickoffs for 108 yards...**vs. Arizona (9/16):** Made Rams debut...returned six punts for 133 yards...tallied a 60-yard punt return, a new personal best...averaged 22.2 yards per return...returned one kickoff for 22 yards...**vs. Chargers (9/23):** Returned two punts for eight yards and one kickoff for a season-long 24 yards...left the game in third quarter with a hand injury and did not return...**at Denver (10/14):** Returned two punts for 29 yards...**at San Francisco (10/21):** Returned two punts for 36 yards (18.0 yards/return) and one kickoff for 23 yards...**vs. Seattle (11/11):** Returned two punts for 22 yards and one kickoff for 12 yards...**at Detroit (12/2):** Returned three punts for 18 yards...**at Chicago (12/9):** Returned one kickoff for 18 yards...**at Arizona (12/23):** Returned two punts for 26 yards...**vs. San Francisco (12/30):** Returned two punts for 11 yards...**Divisional Round vs. Dallas (1/12/19):** Made postseason debut...returned two punts for 12 yards...**Championship Round at New Orleans (1/20/19):** Returned one kickoff for 17 yards...**Super Bowl LIII (2/3/19):** Returned one kickoff for 27 yards and two punts for 12

yards.

**2017 SEASON: vs. Carolina (11/26):** Returned 16 punts for 38 yards with a long of 17 yards...had a long kick return for 32 yards...**at New Orleans (12/17):** Caught two passes for 18 yards...rushed the ball once for 15 yards...brought back five kick returns for 106 yards...**at Chargers (12/24):** Returned seven punts for 30 yards...tallied 16 kickoff returns for a total of 325 yards, averaging 20.3 yards per return.

**COLLEGE:** As a redshirt senior in 2016, was named team captain...earned First-Team All-Mid-American Conference at punt return...Second-Team All-MAC honors...earned both team offensive MVP and Special Teams Player of the Year...started in 11-of-12 games...ranked second in the nation for punt return touchdowns with two...ranked second in the nation for punt returns average (16.3 yards)...led team in scoring with 72 points on 12 touchdowns...transferred from Utah State where he was tied for first all-time in Mountain West history with four punt return touchdowns...ranked third all-time at Utah with averaging 11.5 yards per punt return...tallied 127 career receptions putting him at 11th all-time in school history...totaled 1,031 reception yards placing him as the 32nd player in school history to exceed 1,000 career receiving yards...as a junior, started 10-of-13 games at wide receiver...totaled 51 receptions for 504 yards, which ranked second on the team...earned honorable mention All-Mountain West as a punt returner as a sophomore in 2013...totaled 59 receptions for 395 yards...played in 12 games his freshman year.

**PERSONAL:** Formal name is Bruce Natson, Jr....nickname is JoJo...son of Lakeltha and Bruce Natson, Sr....has a brother Branden and a sister Britney...majored in organizational supervision...earned his bachelor's degree in 2016.

# JOJO NATSON NFL STATISTICS



## REGULAR SEASON

Year	Team	G/S	Receiving					Att.	Rushing				TD
			No.	Yards	Avg.	Long	TD		Yards	Avg.	Long	TD	
2017	New York Jets	7/0	2	18	9.0	19	0	1	15	15.0	15	0	0
2018	Los Angeles Rams	13/0	0	0	0.0	0	0	0	0	0.0	0	0	0
2019	Los Angeles Rams	1/0	0	0	0.0	0	0	0	0	0.0	0	0	0
<b>Totals</b>		<b>21/0</b>	<b>2</b>	<b>18</b>	<b>9.0</b>	<b>19</b>	<b>0</b>	<b>1</b>	<b>15</b>	<b>15.0</b>	<b>15</b>	<b>0</b>	<b>0</b>

Year	Team	G/S	Punt Returns					Att.	Kickoff Returns				TD
			No.	Yards	Avg.	Long	TD		Yards	Avg.	Long	TD	
2017	New York Jets	7/0	16	38	2.4	17	0	16	325	20.3	32	0	0
2018	Los Angeles Rams	13/0	26	280	10.8	60	0	6	108	18.0	24	0	0
2019	Los Angeles Rams	1/0	2	19	10.8	60	0	0	0	0.0	0	0	0
<b>Totals</b>		<b>21/0</b>	<b>44</b>	<b>337</b>	<b>7.7</b>	<b>60</b>	<b>0</b>	<b>22</b>	<b>433</b>	<b>19.7</b>	<b>32</b>	<b>0</b>	<b>0</b>

## POSTSEASON

Year	Team	G/S	Receiving					Att.	Rushing				TD
			No.	Yards	Avg.	Long	TD		Yards	Avg.	Long	TD	
2018	Los Angeles Rams	3/0	0	0	0.0	0	0	0	0	0.0	0	0	0
<b>Totals</b>		<b>3/0</b>	<b>0</b>	<b>0</b>	<b>0.0</b>	<b>0</b>	<b>0</b>	<b>0</b>	<b>0</b>	<b>0.0</b>	<b>0</b>	<b>0</b>	<b>0</b>

Year	Team	G/S	Punt Returns					Att.	Kickoff Returns				TD
			No.	Yards	Avg.	Long	TD		Yards	Avg.	Long	TD	
2018	Los Angeles Rams	3/0	5	24	4.8	13	0	2	44	22.0	27	0	0
<b>Totals</b>		<b>3/0</b>	<b>5</b>	<b>24</b>	<b>4.8</b>	<b>13</b>	<b>0</b>	<b>2</b>	<b>44</b>	<b>22.0</b>	<b>27</b>	<b>0</b>	<b>0</b>

### Regular Season Single Game Career Highs:

Kickoff Return Yards – 106, at New Orleans (12/17/17)  
 Kickoff Return Long – 32, vs. Carolina (11/26/17)  
 Punt Return Yards – 133, vs. Arizona Cardinals (9/16/18)  
 Punt Return Long – 60, vs. Arizona Cardinals (9/16/18)

# JOJO NATSON GAME-BY-GAME



## 2019 Los Angeles Rams

Game	W/L	G/S	Receiving					Att.	Rushing				PR	Returns				KR	Yards	Avg.	Long	TD	
			No.	Yards	Avg.	Long	TD		Yards	Avg.	Long	TD		FC	Yards	Long	TD						
at Car 9/8	W	1/0	0	0	0.0	0	0	0	0	0.0	16	0	2	1	19	16	0	0	0	0.0	0	0	
NO 9/15																							
at Cle 9/22																							
TB 10/29																							
at Sea 10/3																							
SF 10/13																							
at Atl 10/20																							
Cin 10/27																							
at Pit 11/10																							
Chi 11/17																							
Bal 11/25																							
at Ari 12/1																							
at Sea 12/8																							
at Dal 12/15																							
SF TBD																							
Ari 12/29																							
<b>Totals</b>	<b>1-0</b>	<b>1/0</b>	<b>0</b>	<b>0</b>	<b>0.0</b>	<b>0</b>	<b>0</b>	<b>0</b>	<b>0</b>	<b>0.0</b>	<b>0</b>	<b>0</b>	<b>2</b>	<b>1</b>	<b>19</b>	<b>16</b>	<b>0</b>	<b>0</b>	<b>0</b>	<b>0.0</b>	<b>0</b>	<b>0</b>	<b>0</b>

# JOJO NATSON GAME-BY-GAME CONT.



## 2018 Los Angeles Rams

Game	W/L	G/S	Receiving				TD	Att.	Rushing				PR	Returns			TD	KR	Yards	Avg.	Long	TD
			No.	Yards	Avg.	Long			Yards	Avg.	Long	TD		FC	Yards	Long						
at Oak 9/10	W	0/0																				
Ari 9/16	W	1/0	0	0	0.0	0	0	0	0	0.0	0	0	6	0	133	60	0	1	22	22.0	22	0
LAC 9/23	W	1/0	0	0	0.0	0	0	0	0	0.0	0	0	2	0	8	7	0	1	24	24.0	24	0
Min 9/27	W	0/0																				
at Sea 10/7	W	0/0																				
at Den 10/14	W	1/0	0	0	0.0	0	0	0	0	0.0	0	0	2	0	29	26	0	0	0	0.0	0	0
at SF 10/21	W	1/0	0	0	0.0	0	0	0	0	0.0	0	0	2	0	36	36	0	1	23	23.0	23	0
GB 10/28	W	1/0	0	0	0.0	0	0	0	0	0.0	0	0	2	0	2	2	0	1	9	9.0	9	0
at NO 11/04	L	1/0	0	0	0.0	0	0	0	0	0.0	0	0	0	0	0	0	0	0	0	0.0	0	0
at Sea 11/11	W	1/0	0	0	0.0	0	0	0	0	0.0	0	0	2	0	22	11	0	1	12	12.0	12	0
KC 11/19	W	1/0	0	0	0.0	0	0	0	0	0.0	0	0	1	0	-3	-3	0	0	0	0.0	0	0
at Det 12/2	W	1/0	0	0	0.0	0	0	0	0	0.0	0	0	3	1	18	8	0	0	0	0.0	0	0
at Chi 12/9	L	1/0	0	0	0.0	0	0	0	0	0.0	0	0	0	2	0	0	0	1	18	18.0	18	0
Phi 12/16	L	1/0	0	0	0.0	0	0	0	0	0.0	0	0	2	1	-2	3	0	0	0	0.0	0	0
at Ari 12/23	W	1/0	0	0	0.0	0	0	0	0	0.0	0	0	2	1	26	26	0	0	0	0.0	0	0
SF 12/30	W	1/0	0	0	0.0	0	0	0	0	0.0	0	0	2	0	11	16	0	0	0	0.0	0	0
<b>Totals</b>	<b>13-3</b>	<b>13/0</b>	<b>0</b>	<b>0</b>	<b>0.0</b>	<b>0</b>	<b>0</b>	<b>0</b>	<b>0</b>	<b>0.0</b>	<b>0</b>	<b>0</b>	<b>26</b>	<b>5</b>	<b>280</b>	<b>60</b>	<b>0</b>	<b>6</b>	<b>108</b>	<b>18.0</b>	<b>24</b>	<b>0</b>

## 2018 Postseason

Game	W/L	G/S	Receiving				TD	Att.	Rushing				PR	Returns			TD	KR	Yards	Avg.	Long	TD
			No.	Yards	Avg.	Long			Yards	Avg.	Long	TD		FC	Yards	Long						
Dal 1/12/19 *	W	1/0	0	0	0.0	0	0	0	0	0.0	0	0	2	0	12	12	0	0	0	0.0	0	0
at NO 1/20/19 ^	W	1/0	0	0	0.0	0	0	0	0	0.0	0	0	1	2	0	0	0	1	17	17.0	17	0
NE 2/3/2019 !	L	1/0	0	0	0.0	0	0	0	0	0.0	0	0	2	0	12	13	0	1	27	27.0	27	0
<b>Totals</b>	<b>2-1</b>	<b>3/0</b>	<b>0</b>	<b>0</b>	<b>0.0</b>	<b>0</b>	<b>0</b>	<b>0</b>	<b>0</b>	<b>0.0</b>	<b>0</b>	<b>0</b>	<b>5</b>	<b>2</b>	<b>24</b>	<b>13</b>	<b>0</b>	<b>2</b>	<b>44</b>	<b>22.0</b>	<b>27</b>	<b>0</b>

\* Denotes NFC Divisional Playoff Game, ^ Denotes NFC Championship Playoff Game, ! Denotes Super Bowl LIII

## 2017 New York Jets

Game	W/L	G/S	Receiving				TD	Att.	Rushing				PR	Returns			TD	KR	Yards	Avg.	Long	TD
			No.	Yards	Avg.	Long			Yards	Avg.	Long	TD		FC	Yards	Long						
at TB 11/12	L	1/0	0	0	0.0	0	0	0	0	0.0	0	0	1	1	-2	-2	0	3	54	18.0	24	0
Car 11/26	L	1/0	1	-1	-1.0	-1	0	0	0	0.0	0	0	4	0	7	17	0	2	52	26.0	32	0
KC12/3	W	1/0	0	0	0.0	0	0	0	0	0.0	0	0	0	2	0	0	0	2	42	21.0	23	0
at Den 12/10	L	1/0	0	0	0.0	0	0	0	0	0.0	0	0	1	1	-1	0	0	1	27	27.0	27	0
at NO 12/17	L	1/0	1	19	19.0	19	0	1	15	15.0	15	0	1	2	0	0	0	5	106	21.2	24	0
LAC 12/24	L	1/0	0	0	0.0	0	0	0	0	0.0	0	0	7	0	30	11	0	0	0	0.0	0	0
at NE 12/31	L	1/0	0	0	0.0	0	0	0	0	0.0	0	0	2	2	4	5	0	3	44	14.7	23	0
<b>Totals</b>	<b>1-6</b>	<b>7/0</b>	<b>2</b>	<b>18</b>	<b>9.0</b>	<b>19</b>	<b>0</b>	<b>1</b>	<b>15</b>	<b>15.0</b>	<b>15</b>	<b>0</b>	<b>16</b>	<b>8</b>	<b>38</b>	<b>17</b>	<b>0</b>	<b>16</b>	<b>325</b>	<b>20.3</b>	<b>32</b>	<b>0</b>

# 70 JOSEPH NOTEBOOM

Tackle // TCU // Plano, Texas

Ht./Wt.: 6-5/321

NFL Exp.: 2nd (2nd Rams)

GP/GS: 17/1, (Playoffs): (3/0)

Birth Date: 6/19/1995

Acquired: D3-2018 (No. 89)

**TRANSACTIONS:** Selected by the Rams in the third round (89th overall) of the 2018 NFL Draft (4/27/18).

**PRO:** Second-year pro, appeared in all 16 regular season and three postseason games as a rookie in 2018...earned his first career start at left guard in 2019 season opener at Carolina (9/8/19).

**2019 SEASON:** Returning for his second year with the Rams...  
**at Carolina (9/8):** Started at left guard...played in all 77 offensive snaps...guided the offense to gain 352 total yards.

**2018 SEASON:** Contributed heavily on special teams and also filled in for the offensive line as a rookie behind veterans Rodger Saffold III and Andrew Whitworth...  
**at Oakland (9/10):** Made NFL debut...appeared in nine special teams plays...  
**vs. Chargers (9/23):** Appeared in three offensive plays and six special teams plays...  
**vs. Minnesota (9/27):** Played in seven special teams plays...  
**at Seattle (10/7):** Played in six special teams plays...  
**at Denver (10/14):** Appeared in five offensive plays and six special teams plays...  
**at San Francisco (10/21):** Played in 10 offensive snaps and seven special teams plays...  
**at New Orleans (11/4):** Appeared in seven special teams plays...  
**vs. Kansas City (11/19):** Appeared in nine special teams plays...  
**at Detroit (12/2):** Appeared in six special teams plays...  
**at Chicago (12/9):** Appeared in five offensive plays and three special teams plays...  
**at Arizona (12/23):** Appeared in eight offensive plays and six special teams plays...  
**vs. San Francisco (12/30):** Appeared in a career-high 47 offensive plays and eight special teams plays...filled in at left tackle for an injured Andrew Whitworth...was a part of five offensive scoring drives...  
**Divisional Round vs. Dallas (1/12/19):** Made postseason debut...appeared in seven special teams plays...  
**Championship Round at New Orleans (1/20/19):**

Appeared in seven special teams plays...**Super Bowl LIII (2/3/19):** Appeared in two special teams plays.

**COLLEGE:** Received Honorable Mention All-Big 12 as a senior in 2017...started all 14 games at left tackle in his final year at TCU...closed his career with 40 consecutive starts, representing every game over his final three seasons...became a four-time Academic All-Big 12 honoree with his first-team recognition...selected to play in the Reese's Senior Bowl and invited to the NFL Combine...started all 13 games at left tackle as a junior in 2016...named Second-Team Academic All-Big 12...as a sophomore in 2015, started all 13 games for TCU on the offensive line...received Second-Team All-Academic Big 12 honors...part of offensive line that allowed TCU to produce a 1,000-yard rusher and 1,000-yard receiver in the same season for just the second time in program history...played all 13 games as a redshirt freshman in 2014...named First-Team Academic All-Big 12...redshirted in his first season on campus in 2013.

**PERSONAL:** Attended Plano High School where he was a First-Team District 10-5A selection as a senior...named to the *Associated Press* Class 5A honorable mention all-state as a senior.

## Noteboom's Career Games/Starts:

Year	Teams	GP/GS
2019	Los Angeles Rams	1/1
2018	Los Angeles Rams	16/0
	<i>Postseason</i>	<i>1/0</i>
<b>Totals</b>		<b>17/1</b>
	<i>Postseason</i>	<i>1/0</i>



# OGBONNIA OKORONKWO GAME-BY-GAME



## 2019 Los Angeles Rams

Game	W/L	P/S	T	S	A	Sk	Yds	Int	Yds	Lg	TD	PD	FF	FR	Yds
at Car 9/8	W	0/0													
NO 9/15															
at Cle 9/22															
TB 9/29															
at Sea 10/3															
SF 10/13															
at Atl 10/20															
Cin 10/27															
at Pit 11/10															
Chi 11/17															
Bal 11/25															
at Ari 12/1															
Sea 12/8															
at Dal 12/15															
at SF TBD															
Ari 12/29															
<b>Totals</b>	<b>1-0</b>	<b>0/0</b>													

## 2018 Los Angeles Rams

Game	W/L	P/S	T	S	A	Sk	Yds	Int	Yds	Lg	TD	PD	FF	FR	Yds
at Oak 9/10	W	0/0													
Ari 9/16	W	0/0													
LAC 9/23	W	0/0													
Min 9/27	W	0/0													
at Sea 10/7	W	0/0													
at Den 10/14	W	0/0													
at SF 10/21	W	0/0													
GB 10/28	W	0/0													
at NO 11/4	L	0/0													
Sea 11/11	W	0/0													
KC 11/19	W	0/0													
at Det 12/2	W	0/0													
at Chi 12/9	L	0/0													
Phi 12/16	L	0/0													
at Ari 12/23	W	0/0													
SF 12/30	W	0/0													
<b>Totals</b>	<b>13-3</b>	<b>0/0</b>	<b>0</b>	<b>0</b>	<b>0</b>	<b>0.0</b>	<b>0.0</b>	<b>0</b>	<b>0</b>	<b>0</b>	<b>0</b>	<b>0</b>	<b>0</b>	<b>0</b>	<b>0</b>

## 2018 Postseason

Game	W/L	P/S	T	S	A	Sk	Yds	Int	Yds	Lg	TD	PD	FF	FR	Yds
Dal 1/12/19 *	W	0/0													
at NO 1/20/19 ^	W	0/0													
NE 2/3/2019 !	L	0/0													
<b>Totals</b>	<b>2-1</b>	<b>0/0</b>	<b>0</b>	<b>0</b>	<b>0</b>	<b>0.0</b>	<b>0.0</b>	<b>0</b>	<b>0</b>	<b>0</b>	<b>0</b>	<b>0</b>	<b>0</b>	<b>0</b>	<b>0</b>

\* Denotes NFC Divisional Playoff Game, ^ Denotes NFC Championship Playoff Game, ! Denotes Super Bowl LIII





# 22 MARCUS PETERS

Cornerback // Washington // Oakland, Calif.

Ht./Wt.: 6-0/195

NFL Exp.: 5th (2nd Rams)

GP/GS: 62/62, (Playoffs): (7/7)

Birth Date: 1/9/1993

Acquired: T(KC)-2018

**TRANSACTIONS:** Traded to the Rams (3/14/18)...signed by Kansas City as a first-round draft choice No. 18 overall (5/15/15).

**PRO:** Fifth-year cornerback has started all 62 games played...selected No. 18 overall by the Kansas City Chiefs in the 2015 NFL Draft...posted 22 interceptions in his first 62 games, the most in the NFL since entering in 2015...recorded 587 interception return yards, the most in the NFL since the start of the 2015 season...tallied 63 passes defended, forced six fumbles and recovered five fumbles...named to the Pro Bowl following the 2015 and 2016 campaigns...a First-Team All-Pro selection in 2016...a Second-Team All-Pro selection as a rookie in 2015...named NFL Defensive Rookie of the Year in 2015.

**2019 SEASON:** Enters his second season with the Rams...**at Carolina (9/8):** Played all 66 defensive snaps in the season opener...finished with four tackles (two solo) on defense.

**2018 SEASON:** Started all 16 regular season games and three postseason contests in his first season with the Rams and fourth as a pro...made a pick-six in Rams debut and finished with three interceptions for 107 yards on the season...combined for 43 total tackles (33 solo)...added eight passes defended and one quarterback hit...**at Oakland (9/10):** Recorded one interception and returned it 50 yards for a touchdown...tallied three total tackles (one solo)...**vs. Minnesota (9/27):** Appeared in all 74 defensive snaps...totaled six solo tackles...**at Seattle (10/7):** Had a combined five tackles (one solo)...added one pass defended...**at Denver (10/14):** Recorded two tackles (one solo)...**vs. Green Bay (10/28):** Played in all 52 defensive snaps...recorded six tackles (five solo)...**at New Orleans (11/4):** Appeared in all 71 defensive plays...recorded four solo tackles...had two passes defended...**vs. Seattle (11/11):** Recorded two solo tackles...**vs. Kansas City (11/19):** Recorded an interception in the fourth quarter...tallied one tackle and one pass defended...**at Detroit (12/2):** Tallied two solo tackles and one quarterback hit...**at Chicago (12/9):** Had one interception and returned it for 48 yards...tallied three solo tackles and one pass defended...**vs. Philadelphia (12/16):** Recorded five tackles (four solo)...had one pass defended...**at Arizona (12/23):** Recorded one solo tackle...**vs. San Francisco (12/30):** Tallied two solo tackles...had one pass defended...**Divisional Round vs. Dallas (1/12/19):** Played in and started his fifth postseason contest...recorded one tackle for loss and one pass defended...**Championship Round at New Orleans (1/20/19):** Recorded three tackles (two solo)...**Super Bowl LIII (2/3/19):** Totaled a postseason career-high seven tackles (five solo)...added one pass defended.

**2017 SEASON:** Peters started all 14 games played in his third season in the NFL...named AFC Defensive Player of the Week for the second time in his career following a two interception performance against the Chargers in Week 15...**at New England (9/7):** Recorded two tackles (one solo)...**vs. Philadelphia (9/17):** Tallied four solo tackles...**at Los Angeles Chargers (9/24):** Recorded his first interception of the season and returned it 38 yards...added three solo tackles, including one tackle for loss...**vs. Washington (10/2):** Posted four solo tackles...**at Houston (10/8):** Posted two solo tackles...**vs. Pittsburgh (10/15):** Intercepted one pass and returned it 16 yards...posted two passes defended...finished with three solo tackles...**at Oakland (10/19):**

Tallied two solo tackles...**vs. Denver (10/30):** Recorded his third interception of the season and returned it nine yards...forced one fumble...recovered one fumble and returned it 45 yards...added one pass defended...tallied two solo tackles...**at Dallas (11/5):**



Registered three solo tackles...**at New York Giants (11/19):** Tallied five total tackles (two solo)...**vs. Buffalo (11/26):** Posted six solo tackles...**at New York Jets (12/3):** Recorded five total tackles...added one tackle for loss...**vs. Oakland (12/10):** Suspended by team...**vs. Los Angeles Chargers (12/16):** Earned AFC Defensive Player of the Week Honors...intercepted Chargers QB Philip Rivers twice, returning the interceptions 74 total yards, including a 62-yard long...posted three solo tackles...tallied three passes defended...forced one fumble...**vs. Miami (12/24):** Recorded two solo tackles...added one pass defended...forced one fumble...recovered one fumble...**at Denver (12/31):** Inactive.

**2016 SEASON:** Earned First-Team All-Pro Honors...named to second-consecutive Pro Bowl...**vs. San Diego (9/11):** Posted three solo tackles...added one pass defended...**at Houston (9/18):** Snared two interceptions and returned them a combined 47 yards, including a 28-yard long return...posted four passes defended...added seven tackles (two solo)...**vs. New York Jets (9/25):** Posted two interceptions for a second-straight week...added two passes defended...tallied one solo tackle...**at Pittsburgh (10/2):** Finished with four tackles (three solo)...**at Oakland (10/16):** Recorded fifth interception of the season...added two tackles (one solo)...tallied one pass defended...**vs. New Orleans (10/23):** Recovered one fumble and returned it 21 yards...totaled three tackles, all solo...**at Indianapolis (10/30):** Recorded one solo tackle...tallied two passes defended...**vs. Jacksonville (11/6):** Posted seven solo tackles...recovered one fumble...**at Carolina (11/13):** Registered six tackles (five solo)...tallied four passes defended...forced and recovered one fumble...returned the fumble 10 yards...**vs. Tampa Bay (11/20):** Inactive...**at Denver (11/27):** Posted two tackles (one solo)...**at Atlanta (12/4):** Posted one solo tackle...registered one pass defended...**vs. Oakland (12/8):** Recorded two solo stops...**vs. Tennessee (12/18):** Posted two tackles...**vs. Denver (12/25):** Made one tackle...recorded one pass defended...**at San Diego (1/1/17):** Grabbed sixth interception of the season, returned it 16 yards...recorded three tackles (two solo)...recorded two passes defended.

**2015 SEASON:** Named AP Defensive Rookie of the Year following the 2015 season...earned his first trip to the Pro Bowl...named to the Pro Football Writer's Association All-Rookie Team...**vs. Houston (9/13):** On his first career play from scrimmage, intercepted Texans QB Brian Hoyer...tallied three passes defended...added seven tackles (five solo)...**vs. Denver (9/17):** Intercepted Broncos QB Peyton Manning at Arrowhead Stadium for a 55-yard return for a touchdown on Thursday Night Football in the second game of his career...finished with five solo tackles...tallied four passes defended...**at Green Bay (9/28):** Posted three solo tackles...**at Cincinnati (10/4):** Tallied three tackles (two solo)...**vs. Chicago**

**(10/11):** Recorded seven tackles...posted on tackle for a loss resulting in a one-yard loss...**at Minnesota (10/18):** Posted six solo tackles...snared one interception...added two passes defended....**vs. Pittsburgh (10/25):** Recored four solo stops...**vs. Detroit (11/1):** Posted three solo tackles...added one pass defended...**at Denver (11/15):** Intercepted one pass and returned it 28 yards...added two tackles...posted two passes defended...**at San Diego (11/22):** Recored two tackles (one solo)...tallied one pass defended...**vs. Buffalo (11/29):** Recorded two passes defended...posted two solo tackles...**at Oakland (12/6):** Recored six solo tackles...intercepted one pass and returned it 58 yards...added two passes defended....forced one fumble...**vs. San Diego (12/13):** Totaled five tackles (three solo)...recorded one pass defended...**at Baltimore (12/20):** Intercepted two passes and returned them a combined 93 yards, including a 90-yard long return...finished with four passes defended....added three tackles (two solo)...**vs. Cleveland (12/27):** Intercepted his eighth career pass, returned it 46 yards...added two passes defended...made one solo tackle...**vs. Oakland (1/3/16):**

Added one tackle for loss...tallied one pass defended.

**COLLEGE:** Played in 34 games (27 starts) at Washington...recorded 129 tackles (95 solo), 9.5 tackles for loss, 1.0 sack , 11 interceptions returned for 72 yards, including one touchdown, 35 passes defended, three fumble recoveries, one forced fumble and one quarterback pressure...named to NFL.com's Midseason All-American team in 2014...redshirted his freshman season in 2011.

**PERSONAL:** Attended McClymonds High School in Oakland, Calif...named the MVP of the Oakland Athletic League as a senior in 2010...led McClymonds to a 12-0 season as a senior, the first ever perfect season in school history...tallied seven interceptions as a senior and also scored six touchdowns on kick or punt returns...named First-Team All-State by rivals.com (SectionSports.com) and ESPN.com (CalHiSports.com)...awarded No. 30 cornerback in the nation and No. 43 prospect (all positions) in California by rivals.com.

## MARCUS PETERS NFL STATISTICS



### REGULAR SEASON

Year	Team	G/S	Tackles			Sacks	Yards	Interceptions			TD	PD	Fumbles		
			Total	Solo	Asst.			Int.	Yards	Long			FF	FR	Yards
2015	Kansas City Chiefs	16/16	60	53	7	0.0	0.0	8	280	90t	2	26	1	0	0
2016	Kansas City Chiefs	15/15	45	35	10	0.0	0.0	6	63	28	0	20	1	3	31
2017	Kansas City Chiefs	14/14	46	42	4	0.0	0.0	5	137	62	0	9	4	2	45
2018	Los Angeles Rams	16/16	43	33	10	0.0	0.0	3	107	50t	1	8	0	0	0
2019	Los Angeles Rams	1/1	4	2	2	0.0	0.0	0	0	0	0	0	0	0	0
<b>Totals</b>		<b>62/62</b>	<b>198</b>	<b>165</b>	<b>33</b>	<b>0.0</b>	<b>0.0</b>	<b>22</b>	<b>587</b>	<b>90t</b>	<b>3</b>	<b>63</b>	<b>6</b>	<b>5</b>	<b>76</b>

### POSTSEASON

Year	Team	G/S	Tackles			Sacks	Yards	Interceptions			TD	PD	Fumbles		
			Total	Solo	Asst.			Int.	Yards	Long			FF	FR	Yards
2015	Kansas City Chiefs	2/2	9	6	3	0.0	0.0	1	2	2	0	3	0	0	0
2016	Kansas City Chiefs	1/1	6	4	2	0.0	0.0	0	0	0	0	1	0	0	0
2017	Kansas City Chiefs	1/1	4	4	0	0.0	0.0	1	28	28	0	1	0	0	0
2018	Los Angeles Rams	3/3	11	8	3	0.0	0.0	0	0	0	0	2	0	0	0
<b>Totals</b>		<b>7/7</b>	<b>30</b>	<b>22</b>	<b>8</b>	<b>0.0</b>	<b>0.0</b>	<b>2</b>	<b>30</b>	<b>28</b>	<b>0</b>	<b>7</b>	<b>0</b>	<b>0</b>	<b>0</b>

#### Regular Season Single Game Career Highs:

Total Tackles – 7, four times, last vs. Jacksonville (11/6/16)  
 Interceptions – 2, four times, last at New York Jets (12/3/17)  
 Interception Return Yards – 93, at Baltimore (12/20/15)  
 Passes Defended – 4, three times, last vs. Miami (12/24/17)

#### Postseason Single Game Career Highs:

Total Tackles – 7, vs. New England (2/3/19, Super Bowl LIII)  
 Interceptions – 1, twice, last vs. Tennessee (1/6/18, AFC Wild Card)  
 Interception Return Yards – 22, vs. Tennessee (1/6/18, AFC Wild Card)  
 Passes Defended – 2, at New England (1/16/16, AFC Divisional Round)

# MARCUS PETERS GAME-BY-GAME



## 2019 Los Angeles Rams

Game	W/L	P/S	T	S	A	Sk	Yds	Int	Yds	Lg	TD	PD	FF	FR	Yds
at Car 9/8	W	1/1	4	2	2	0.0	0.0	0	0	0	0	0	0	0	0
NO 9/15															
at Cle 9/22															
TB 9/29															
at Sea 10/3															
SF 10/13															
at Atl 10/20															
Cin 10/27															
at Pit 11/10															
Chi 11/17															
Bal 11/25															
at Ari 12/1															
Sea 12/8															
at Dal 12/15															
at SF TBD															
Ari 12/29															
<b>Totals</b>	<b>1-0</b>	<b>1/1</b>	<b>4</b>	<b>2</b>	<b>2</b>	<b>0.0</b>	<b>0.0</b>	<b>0</b>	<b>0</b>	<b>0</b>	<b>0</b>	<b>0</b>	<b>0</b>	<b>0</b>	<b>0</b>

## 2018 Los Angeles Rams

Game	W/L	P/S	T	S	A	Sk	Yds	Int	Yds	Lg	TD	PD	FF	FR	Yds
at Oak 9/10	W	1/1	3	1	2	0.0	0.0	1	50	50	1	1	0	0	0
Ari 9/16	W	1/1	1	0	1	0.0	0.0	0	0	0	0	0	0	0	0
LAC 9/23	W	1/1	0	0	0	0.0	0.0	0	0	0	0	0	0	0	0
Min 9/27	W	1/1	6	6	0	0.0	0.0	0	0	0	0	0	0	0	0
at Sea 10/7	W	1/1	5	1	4	0.0	0.0	0	0	0	0	1	0	0	0
at Den 10/14	W	1/1	2	1	1	0.0	0.0	0	0	0	0	0	0	0	0
at SF 10/21	W	1/1	0	0	0	0.0	0.0	0	0	0	0	0	0	0	0
GB 10/28	W	1/1	6	5	1	0.0	0.0	0	0	0	0	0	0	0	0
at NO 11/4	L	1/1	4	4	0	0.0	0.0	0	0	0	0	2	0	0	0
Sea 11/11	W	1/1	2	2	0	0.0	0.0	0	0	0	0	0	0	0	0
KC 11/19	W	1/1	1	1	0	0.0	0.0	1	9	9	0	1	0	0	0
at Det 12/2	W	1/1	2	2	0	0.0	0.0	0	0	0	0	0	0	0	0
at Chi 12/9	L	1/1	3	3	0	0.0	0.0	1	48	48	0	1	0	0	0
Phi 12/16	L	1/1	5	4	1	0.0	0.0	0	0	0	0	1	0	0	0
at Ari 12/23	W	1/1	1	1	0	0.0	0.0	0	0	0	0	0	0	0	0
SF 12/30	W	1/1	2	2	0	0.0	0.0	0	0	0	0	1	0	0	0
<b>Totals</b>	<b>13-3</b>	<b>16/16</b>	<b>43</b>	<b>33</b>	<b>10</b>	<b>0.0</b>	<b>0.0</b>	<b>3</b>	<b>107</b>	<b>50</b>	<b>1</b>	<b>8</b>	<b>0</b>	<b>0</b>	<b>0</b>

## 2018 Postseason

Game	W/L	P/S	T	S	A	Sk	Yds	Int	Yds	Lg	TD	PD	FF	FR	Yds
Dal 1/12/19*	W	1/1	1	1	0	0.0	0.0	0	0	0	0	1	0	0	0
at NO 1/20/19^	W	1/1	3	2	1	0.0	0.0	0	0	0	0	0	0	0	0
NE 2/3/2019!	L	1/1	7	5	2	0.0	0.0	0	0	0	0	1	0	0	0
<b>Totals</b>	<b>2-1</b>	<b>3/3</b>	<b>11</b>	<b>8</b>	<b>3</b>	<b>0.0</b>	<b>0.0</b>	<b>0</b>	<b>0</b>	<b>0</b>	<b>0</b>	<b>2</b>	<b>0</b>	<b>0</b>	<b>0</b>

\* Denotes NFC Divisional Playoff Game, ^ Denotes NFC Championship Playoff Game,

! Denotes Super Bowl LIII

## 2017 Kansas City Chiefs

Game	W/L	P/S	T	S	A	Sk	Yds	Int	Yds	Lg	TD	PD	FF	FR	Yds
at NE 9/7	W	1/1	2	1	1	0.0	0.0	0	0	0	0	0	0	0	0
vs. Phi 9/17	W	1/1	4	4	0	0.0	0.0	0	0	0	0	0	0	0	0
at SD 9/24	W	1/1	3	3	0	0.0	0.0	1	38	38	0	2	0	0	0
vs. Was 10/2	W	1/1	4	4	0	0.0	0.0	0	0	0	0	1	0	0	0
at Hou 10/8	W	1/1	2	2	0	0.0	0.0	0	0	0	0	0	0	0	0
vs. Pit 10/15	L	1/1	3	3	0	0.0	0.0	1	16	16	0	2	0	0	0
at Oak 10/19	L	1/1	2	2	0	0.0	0.0	0	0	0	0	0	0	0	0
vs. Den 10/30	W	1/1	2	2	0	0.0	0.0	1	9	9	0	1	1	1	45
at Dal 11/5	L	1/1	3	3	0	0.0	0.0	0	0	0	0	0	0	0	0
at NYG 11/19	L	1/1	5	2	3	0.0	0.0	0	0	0	0	0	0	0	0
vs. Buf 11/26	L	1/1	6	6	0	0.0	0.0	0	0	0	0	0	0	0	0
at NYJ 12/3	L	1/1	5	5	0	0.0	0.0	0	0	0	0	0	0	0	0
vs. Oak 12/10	W	0/0													
vs. SD 12/16	W	1/1	3	3	0	0.0	0.0	2	74	62	0	3	1	0	0
vs. Mia 12/24	W	1/1	2	2	0	0.0	0.0	0	0	0	0	1	1	1	0
at Den 12/31	W	0/0													
<b>Totals</b>	<b>10-6</b>	<b>14/14</b>	<b>46</b>	<b>42</b>	<b>4</b>	<b>0.0</b>	<b>0.0</b>	<b>5</b>	<b>137</b>	<b>62</b>	<b>0</b>	<b>9</b>	<b>4</b>	<b>2</b>	<b>45</b>

## 2017 Postseason

Game	W/L	P/S	T	S	A	Sk	Yds	Int	Yds	Lg	TD	PD	FF	FR	Yds
vs. Ten 1/16/18 †	L	1/1	4	4	0	0.0	0.0	1	28	28	0	1	0	0	0
<b>Totals</b>	<b>0-1</b>	<b>1/1</b>	<b>4</b>	<b>4</b>	<b>0</b>	<b>0.0</b>	<b>0.0</b>	<b>1</b>	<b>28</b>	<b>28</b>	<b>0</b>	<b>1</b>	<b>0</b>	<b>0</b>	<b>0</b>

† Denotes AFC Wild Card Playoff

## 2015 Kansas City Chiefs

Game	W/L	P/S	T	S	A	Sk	Yds	Int	Yds	Lg	TD	PD	FF	FR	Yds
at Hou 9/13	W	1/1	7	5	2	0.0	0.0	1	0	0	0	3	0	0	0
vs. Den 9/17	L	1/1	5	5	0	0.0	0.0	1	55	55	1	4	0	0	0
at GB 9/28	L	1/1	3	3	0	0.0	0.0	0	0	0	0	0	0	0	0
at Cin 10/4	L	1/1	3	2	1	0.0	0.0	0	0	0	0	0	0	0	0
vs. Chi 10/11	L	1/1	7	7	0	0.0	0.0	0	0	0	0	1	0	0	0
at Min 10/18	L	1/1	6	6	0	0.0	0.0	1	0	0	0	2	0	0	0
vs. Pit 10/25	W	1/1	4	4	0	0.0	0.0	0	0	0	0	0	0	0	0
vs. Det 11/1	W	1/1	3	3	0	0.0	0.0	0	0	0	0	1	0	0	0
at Den 11/15	W	1/1	2	2	0	0.0	0.0	1	28	28	0	2	0	0	0
at SD 11/22	W	1/1	2	1	1	0.0	0.0	0	0	0	0	1	0	0	0
vs. Buf 11/29	W	1/1	2	2	0	0.0	0.0	0	0	0	0	2	0	0	0
at Oak 12/6	W	1/1	6	6	0	0.0	0.0	1	58	58	0	2	1	0	0
vs. SD 12/13	W	1/1	5	3	2	0.0	0.0	0	0	0	0	1	0	0	0
at Bal 12/20	W	1/1	3	2	1	0.0	0.0	2	93	90	1	4	0	0	0
vs. Cle 12/27	W	1/1	1	1	0	0.0	0.0	1	46	46	0	2	0	0	0
vs. Oak 1/3/16	W	1/1	1	1	0	0.0	0.0	0	0	0	0	1	0	0	0
<b>Totals</b>	<b>11-5</b>	<b>16/16</b>	<b>60</b>	<b>53</b>	<b>7</b>	<b>0.0</b>	<b>0.0</b>	<b>8</b>	<b>280</b>	<b>90</b>	<b>2</b>	<b>26</b>	<b>1</b>	<b>0</b>	<b>0</b>


## 2015 Postseason

Game	W/L	P/S	T	S	A	Sk	Yds	Int	Yds	Lg	TD	PD	FF	FR	Yds
at Hou 1/9/16 †	W	1/1	4	2	2	0.0	0.0	1	2	2	0	1	0	0	0
at NE 1/16/16*	L	1/1	5	4	1	0.0	0.0	0	0	0	0	2	0	0	0
<b>Totals</b>	<b>1-1</b>	<b>2/2</b>	<b>9</b>	<b>6</b>	<b>3</b>	<b>0.0</b>	<b>0.0</b>	<b>1</b>	<b>2</b>	<b>2</b>	<b>0</b>	<b>3</b>	<b>0</b>	<b>0</b>	<b>0</b>

† Denotes AFC Wild Card Playoff; \* Denotes AFC Divisional Playoff

## 2016 Kansas City Chiefs

Game	W/L	P/S	T	S	A	Sk	Yds	Int	Yds	Lg	TD	PD	FF	FR	Yds
vs. SD 9/11	W	1/1	3	3	0	0.0	0.0	0	0	0	0	1	0	0	0
at Hou 9/18	L	1/1	7	2	5	0.0	0.0	2	47	28	0	4	0	0	0
vs. NYJ 9/25	W	1/1	1	1	0	0.0	0.0	2	0	0	0	2	0	0	0
at Pit 10/2	L	1/1	4	3	1	0.0	0.0	0	0	0	0	1	0	0	0
at Oak 10/16	W	1/1	2	1	1	0.0	0.0	1	0	0	0	1	0	0	0
vs. NO 10/23	W	1/1	3	3	0	0.0	0.0	0	0	0	0	0	0	1	21
at Ind 10/30	W	1/1	1	1	0	0.0	0.0	0	0	0	0	2	0	0	0
vs. Jax 11/6	W	1/1	7	7	0	0.0	0.0	0	0	0	0	0	0	1	0
at Car 11/13	W	1/1	6	5	1	0.0	0.0	0	0	0	0	4	1	1	10
vs. Ten 11/20	L	0/0													
at Den 11/27	W	1/1	2	1	1	0.0	0.0	0	0	0	0	0	0	0	0
at Atl 12/4	W	1/1	1	1	0	0.0	0.0	0	0	0	0	1	0	0	0
vs. Oak 12/8	W	1/1	2	2	0	0.0	0.0	0	0	0	0	1	0	0	0
vs. Ten 12/18	L	1/1	2	2	0	0.0	0.0	0	0	0	0	0	0	0	0
vs. Den 12/25	W	1/1	1	1	0	0.0	0.0	0	0	0	0	1	0	0	0
at SD 1/1/17	W	1/1	3	2	1</										



# 24 TAYLOR RAPP

Safety // Washington // Bellingham, Wash.

Ht./Wt.: 6-0/208

NFL Exp.: Rookie

GP/GS, (Playoffs): 1/0, (0/0)

Birth Date: 12/22/1997

Acquired: D2A-2019 (No. 61)

**TRANSACTIONS:** Selected by the Rams in the second round (61st overall) of the 2019 NFL Draft (4/26/19).

**2019 SEASON:** Made his NFL debut in a Week 1 win at Carolina.. **at Carolina (9/8):** Finished third on the team with seven tackles (three solo)...played 32 snaps (48 percent) on defense and 16 (46 percent) on special teams...added a special teams tackle.

**COLLEGE:** Played in and started the first 13 games of the 2018 season, before missing the Rose Bowl due to injury...named a 2018 first-team All-American by various media outlets, received 2018 All-Pac-12 First-Team honors...finished fourth on the Husky defense with 59 tackles (33 solo)...led the team with 5.0 sacks in his final season at Washington...made three tackles, including 2.0 sacks and recovered a fumble in the Husky win over North Dakota...posted a career-high nine tackles, including one for a loss at Oregon...in 2017, as a sophomore, played in all 13 games, started 12...named to the Academic All-Pac-12 First-Team...also earned first-team All-Pac-12 accolades...finished third on the team with 59 tackles (38 solo)...added 2.0 sacks and one interception on the season...named the UW coaches' special teams player of

the game after the victory over Montana, when he finished with three solo tackles...posted six tackles and notched his fifth career interception in win over Utah...tallied four tackles against Penn State in the Fiesta Bowl...played in all 14 games, starting 10 as a freshman in 2014...finished fifth on the team with 53 tackles (29 solo)...one-of-four freshmen to play in the season opener against Rutgers...snared two interceptions and added five tackles against USC...made seven tackles against Alabama in the Chick-fil-A Peach Bowl...earned the Travis Spring Most Outstanding Freshman at the team's postseason awards banquet.

**PERSONAL:** Attended Sehome High School where as a senior, earned *USA Today* All-State First-Team, *Associated Press* 2A All-State First-Team, All-Whatcom County First-Team, and All-NWC First-Team honors...earned a spot on the All-USA Western Washington First Team as a defensive back...played on the USA National Teams at the youth level...credited with 117 tackles, seven tackles for loss, four forced fumbles and three interceptions as a senior in 2015...played for Coach Bob Norvell at Sehome.

## TAYLOR RAPP NFL STATISTICS



Year	Team	REGULAR SEASON							Interceptions			Fumbles			
		G/S	Tackles Total	Solo	Asst.	Sacks	Yards	Int.	Yards	Long	TD	PD	FF	FR	Yards
2019	Los Angeles Rams	1/0	7	3	4	0.0	0.0	0	0	0	0	0	0	0	0
<b>Totals</b>		<b>1/0</b>	<b>7</b>	<b>3</b>	<b>4</b>	<b>0.0</b>	<b>0.0</b>	<b>0</b>	<b>0</b>	<b>0</b>	<b>0</b>	<b>0</b>	<b>0</b>	<b>0</b>	

**Additional Career Statistics:** Special teams tackles: Rams: 2019 (1),





# 51 TROY REEDER

Linebacker // Delaware // Hockessin, Del.

Ht./Wt.: 6-3/245

NFL Exp.: Rookie

GP/GS, (Playoffs): 1/0, (0/0)

Birth Date: 9/13/1994

Acquired: UDFA-2019

**TRANSACTIONS:** Signed by the Rams as an undrafted rookie free agent (5/14/19).

**2019 SEASON:** Made his NFL debut on special teams in a Week 1 win at Carolina...**at Carolina (9/8):** Played 18 snaps (51 percent) on special teams.

**COLLEGE:** In his three seasons at Delaware, totaled 283 tackles... currently ranks 22nd all-time at Delaware in total tackles...earned First-Team All-CAA honors all three years as a Blue Hen...in 2018, earned All-American accolades after recording 131 tackles on the year, the fifth-most in a single-season ever by a Delaware player... named a finalist for the Buck Buchanan Award, given to FCS' top defensive player...as a junior in 2017, started all 11 games at outside linebacker for the Blue Hens named First-Team All-CAA... finished the season ranked first on the team in tackles with 89 (34 solo)...added 1.5 sacks, seven tackles for loss, one forced fumble, one fumble recovery, one interception, three pass breakups... blocked one kick on special teams...fielded one punt return for 20 yards...in 2016, started all 11 games at outside linebacker after

transferring from Penn State...earned honorable mention Hero Sports Sophomore All-American honors...named Second-Team All-CAA honors...finished second on the team with 63 tackles (36 solo)...added 1.0 sack, 4.5 tackles for loss, two interceptions, one pass breakup and two forced fumbles, one fumble recovery, and a blocked kick...in 2015, at Penn State, started at outside linebacker in 11 games as a redshirt freshman...earned First-Team Freshman All-Big 10 and Second-Team Freshman All-American honors... ranked fourth on the team with 67 tackles...added 5.5 tackles for loss and an interception...redshirted as a true freshman at Penn State in 2014.

**PERSONAL:** Reeder was an honor student as a finance major at Delaware...career objective is to work in real estate investment and development...his father, Dan, played fullback and linebacker at Delaware and played two seasons in the NFL with the Los Angeles Raiders (fifth-round draft pick) and Pittsburgh Steelers as a fullback.



# 83 JOSH REYNOLDS

Wide Receiver // Texas A&M // San Antonio, Texas

Ht./Wt.: 6-3/196

NFL Exp.: 3rd (3rd Rams)

GP/GS: 33/9, (Playoffs): (4/2)

Birth Date: 2/16/1995

Acquired: D4A-2017 (No. 117)

**TRANSACTIONS:** Selected by the Rams in the fourth round (117th overall) of the 2017 NFL Draft (4/30/17).

**PRO:** Third-year pro, has played in all 33 regular season games (nine starts) and four postseason contests (two starts) since being drafted by the Rams in 2017...tallied 40 career receptions for 506 yards and six touchdowns.

**2019 SEASON:** Returns for his third season with the Rams...**at Carolina (9/8):** Targeted twice in week 1 over Carolina...did not record any stats

**2018 SEASON:** Finished the regular season with a career-high in receptions (29), receiving yards (402) and touchdowns (five)...played in all 16 regular season games and three postseason contests...**at Seattle (10/7):** Caught two passes for 39 yards with a long of 22...recorded one rushing attempt for a 10-yard gain...added one special teams tackle...**at San Francisco (10/21):** Started at wide receiver...caught one pass for 19 yards...**vs. Green Bay (10/28):** Caught three passes for 42 yards and a career-high two touchdowns...**vs. Seattle (11/11):** Appeared in 10 offensive plays and seven special teams plays...recovered an onside kick...**vs. Kansas City (11/19):** Caught a career-high six passes for 80 yards and one touchdown...**at Detroit (12/2):** Caught two passes for 19 yards with a long of 14 yards...**at Chicago (12/9):** Caught three passes for 36 yards...**vs. Philadelphia (12/16):** Caught five passes for 70 yards...had a career-long 33-yard reception...**at Arizona (12/23):** Caught two passes for 44 yards with a long of 26 yards...**vs. San Francisco (12/30):** Caught four passes for 55 yards and two touchdowns...marked his second multi-touchdown game of the season...**Divisional Round vs. Dallas (1/12/19):** Made first-career playoff start...caught one pass for 19 yards...rushed the ball once for nine yards...**Championship Round at New Orleans (1/20/19):** Caught four passes for 74 yards...rushed the ball once for 16 yards...**Super Bowl LIII (2/3/19):** Caught three passes for 28 yards.

**2017 SEASON:** Finished the regular season with 11 receptions for 104 yards and one touchdown...**vs. Washington (9/17):**

Recorded first-career reception for 28 yards on a fake punt from P Johnny Hekker...**vs. New Orleans (11/26):** Made his first career start at wide receiver...tallied four catches for 37 yards...scored his first-career touchdown on a seven-yard strike from QB Jared Goff...**Wild Card vs. Atlanta (1/6/18):** Saw action at wide receiver and on special teams...made one special teams tackle.

**COLLEGE:** Led the SEC with 30 career receiving touchdowns, which ranks second in school history...also led the SEC in receiving yards (2,788)...caught a touchdown in the final eight games of his career...is the only player in Texas A&M and SEC history with multiple 90-yard plus receptions in his career...made at least two catches in every game...finished 2016 season with 61 receptions for 885 yards and 12 touchdowns...as a junior in 2015, averaged a team-best 17.8 yards on 51 catches for 907 yards while seeing action in 12 of 13 games...reeled in five touchdowns...had three 100-yard games...posted a career high 11 receptions for 177 yards against Louisville in the bowl game...in 2014, had a spectacular first season at Texas A&M with a team-best 842 receiving yards and 13 receiving touchdowns on 52 catches...broke the school record for receiving touchdowns previously held by Jeff Fuller (2010) and Mike Evans (2013)...his 13 receiving scores ranked No. 2 in the SEC and tied for No. 5 nationally...was the only receiver to catch at least one pass in all 13 games...reeled in at least one touch catch in nine games...in 2013, attended Tyler Junior College in Tyler, Texas...earned second-team all-conference honors at TJC after making 44 catches for 782 yards and 12 touchdowns.

**PERSONAL:** Attended John Jay High School in San Antonio, Texas...named to the San Antonio Express-News' Class 5A "Super Team" as a senior... also earned all-District 27-5A honors after making 44 catches for 667 yards and eight touchdowns and 48 tackles and three pickoffs on defense...son of Michele Reynolds...recreation, park and tourism sciences major.



# JOSH REYNOLDS NFL STATISTICS



## REGULAR SEASON

Year	Team	G/S	No.	Receiving				Att.	Rushing			
				Yards	Avg.	Long	TD		Yards	Avg.	Long	TD
2017	Los Angeles Rams	16/1	11	104	9.5	28	1	0	0	0.0	0	0
2018	Los Angeles Rams	16/8	29	402	13.9	33	5	2	8	4.0	10	0
2019	Los Angeles Rams	1/0	0	0	0.0	0	0	0	0	0.0	10	0
<b>Totals</b>		<b>33/9</b>	<b>40</b>	<b>506</b>	<b>12.7</b>	<b>33</b>	<b>6</b>	<b>2</b>	<b>8</b>	<b>4.0</b>	<b>10</b>	<b>0</b>

## POSTSEASON

Year	Team	G/S	No.	Receiving				Att.	Rushing			
				Yards	Avg.	Long	TD		Yards	Avg.	Long	TD
2017	Los Angeles Rams	1/0	0	0	0.0	0	0	0	0	0.0	0	0
2018	Los Angeles Rams	3/2	8	121	15.1	33	0	2	25	12.5	16	0
<b>Totals</b>		<b>4/2</b>	<b>8</b>	<b>121</b>	<b>15.1</b>	<b>33</b>	<b>0</b>	<b>2</b>	<b>25</b>	<b>12.5</b>	<b>16</b>	<b>0</b>

**Additional Career Statistics:** Special Teams Tackles: 2018: (1), 2017: (2), 2017 Postseason: (1).

# JOSH REYNOLDS GAME-BY-GAME



### 2019 Los Angeles Rams

Game	W/L	P/S	Receiving				TD	Rushing				
			No.	Yards	Avg.	Long		Att.	Yards	Avg.	Long	TD
at Car 9/8	W	1/0	0	0	0.0	0	0	0	0	0	0	0
NO 9/15												
at Cle 9/22												
TB 9/29												
at Sea 10/3												
SF 10/13												
at Atl 10/20												
Cin 10/27												
at Pit 11/10												
Chi 11/17												
Bal 11/25												
at Ari 12/1												
Sea 12/8												
at Dal 12/15												
SF TBD												
Ari 12/29												
<b>Totals</b>	<b>1-0</b>	<b>1/0</b>	<b>0</b>	<b>0</b>	<b>0.0</b>	<b>0</b>	<b>0</b>	<b>0</b>	<b>0</b>	<b>0.0</b>	<b>0</b>	<b>0</b>

### 2018 Los Angeles Rams

Game	W/L	P/S	Receiving				TD	Rushing				
			No.	Yards	Avg.	Long		Att.	Yards	Avg.	Long	TD
at Oak 9/10	W	1/0	0	0	0.0	0	0	0	0	0.0	0	0
Ari 9/16	W	1/0	0	0	0.0	0	0	0	0	0.0	0	0
LAC 9/23	W	1/0	0	0	0.0	0	0	0	0	0.0	0	0
Min 9/27	W	1/0	0	0	0.0	0	0	0	0	0.0	0	0
at Sea 10/7	W	1/0	2	39	19.5	22	0	1	10	10.0	10	0
at Den 10/14	W	1/0	1	-2	-2.0	-2	0	0	0	0.0	0	0
at SF 10/21	W	1/1	1	19	19.0	19	0	0	0	0.0	0	0
GB 10/28	W	1/1	3	42	14.0	22	2	1	-2	-2.0	-2	0
at NO 11/4	L	1/0	0	0	0.0	0	0	0	0	0.0	0	0
Sea 11/11	W	1/0	0	0	0.0	0	0	0	0	0.0	0	0
KC 11/19	W	1/1	6	80	13.3	27	1	0	0	0.0	0	0
at Det 12/2	W	1/1	2	19	9.5	14	0	0	0	0.0	0	0
at Chi 12/9	L	1/1	3	36	12.0	16	0	0	0	0.0	0	0
Phi 12/16	L	1/1	5	70	12.0	33	0	0	0	0.0	0	0
at Ari 12/23	W	1/1	2	44	22.0	26	0	0	0	0.0	0	0
SF 12/30	W	1/1	4	55	13.8	29	2	0	0	0.0	0	0
<b>Totals</b>	<b>13-3</b>	<b>16/8</b>	<b>29</b>	<b>402</b>	<b>13.9</b>	<b>33</b>	<b>552</b>	<b>8</b>	<b>4.0</b>	<b>10</b>	<b>0</b>	<b>0</b>

### 2018 Postseason

Game	W/L	P/S	Receiving				TD	Rushing				
			No.	Yards	Avg.	Long		Att.	Yards	Avg.	Long	TD
Dal 1/12/19 *	W	1/1	1	19	19.0	19	0	1	9	9.0	9	0
at NO 1/20/19 ^	W	1/0	4	74	18.5	33	0	1	16	16.0	16	0
NE 2/3/2019!	L	1/1	3	28	9.3	11	0	0	0	0.0	0	0
<b>Totals</b>	<b>2-1</b>	<b>3/2</b>	<b>8</b>	<b>121</b>	<b>15.1</b>	<b>33</b>	<b>0</b>	<b>2</b>	<b>25</b>	<b>12.5</b>	<b>16</b>	<b>0</b>

\* Denotes NFC Divisional Playoff Game, ^ Denotes NFC Championship Playoff Game, ! Denotes Super Bowl LIII

### 2017 Los Angeles Rams

Game	W/L	P/S	Receiving				TD	Rushing				
			No.	Yards	Avg.	Long		Att.	Yards	Avg.	Long	TD
Ind 9/10	W	1/0	0	0	0.0	0	0	0	0	0.0	0	0
Was 9/17	L	1/0	1	28	28.0	28	0	0	0	0.0	0	0
at SF 9/21	W	1/0	0	0	0.0	0	0	0	0	0.0	0	0
at DAL 10/1	W	1/0	0	0	0.0	0	0	0	0	0.0	0	0
Sea 10/8	L	1/0	0	0	0.0	0	0	0	0	0.0	0	0
at Jax 10/15	W	1/0	0	0	0.0	0	0	0	0	0.0	0	0
Ari 10/22	W	1/0	0	0	0.0	0	0	0	0	0.0	0	0
at NYG 11/5	W	1/0	0	0	0.0	0	0	0	0	0.0	0	0
Hou 11/12	W	1/0	0	0	0.0	0	0	0	0	0.0	0	0
at Min 11/19	L	1/0	0	0	0.0	0	0	0	0	0.0	0	0
NO 11/26	W	1/1	4	37	9.3	14	1	0	0	0.0	0	0
at Ari 12/3	W	1/0	2	6	3.0	3	0	0	0	0.0	0	0
Phi 12/10	L	1/0	2	17	8.5	15	0	0	0	0.0	0	0
at Sea 12/17	W	1/0	0	0	0.0	0	0	0	0	0.0	0	0
at Ten 12/24	W	1/0	0	0	0.0	0	0	0	0	0.0	0	0
SF 12/31	L	1/0	2	16	8.0	11	0	0	0	0.0	0	0
<b>Totals</b>	<b>11-5</b>	<b>16/1</b>	<b>11</b>	<b>104</b>	<b>9.5</b>	<b>28</b>	<b>1</b>	<b>0</b>	<b>0</b>	<b>0.0</b>	<b>0</b>	<b>0</b>

### 2017 Postseason

Game	W/L	P/S	Receiving				TD	Rushing				
			No.	Yards	Avg.	Long		Att.	Yards	Avg.	Long	TD
Atl 1/6/18 *	L	1/0	0	0	0.0	0	0	0	0	0.0	0	0
<b>Totals</b>	<b>0-1</b>	<b>1/0</b>	<b>0</b>	<b>0</b>	<b>0.0</b>	<b>0</b>	<b>0</b>	<b>0</b>	<b>0</b>	<b>0.0</b>	<b>0</b>	<b>0</b>

\* Denotes NFC Wild Card Playoff Game

# 23 NICKELL ROBEY-COLEMAN

Cornerback // USC // Frostproof, Fla.

Ht./Wt.: 5-8/180

NFL Exp.: 7th (3rd Rams)

GP/GS: 96/20, (Playoffs): (4/1)

Birth Date: 1/17/1992

Acquired: FA-2017



**TRANSACTIONS:** Signed by the Rams as a free agent (4/7/17)... released by the Bills...signed by Buffalo (8/9/15)...originally entered the NFL as an undrafted free agent signed by the Buffalo Bills (4/29/13).

**PRO:** Seventh-year cornerback enters his third season with the Rams after originally joining the team as a free agent prior to the 2017 season...played in 96 career regular season games with 20 starts in his career...tallied five career interceptions and returned two for touchdowns.

**2019 SEASON:** Entering his third year with the Rams...**at Carolina (9/8):** Played 42 snaps (63 percent) on defense and 7 snaps on special teams in the season opening win against Panthers...recorded two assisted tackles on defense

**2018 SEASON:** Played in all 16 games for the fifth time in his career...finished with 35 tackles (24 solo), one interception and four passes defended...**vs. Arizona (9/16):** Recorded four total tackles (three solo)...**vs. Chargers (9/23):** Totaled three tackles (two solo)...**vs. Minnesota (9/27):** Totaled three solo tackles...had one tackle for loss...**at Seattle (10/7):** Had four total tackles (one solo), including one tackle for loss...**at Denver (10/14):** Posted one pass defended...**at San Francisco (10/21):** Recorded two tackles (one solo)...added one pass defended...**vs. Green Bay (10/28):** Recorded three solo tackles, including one tackle for loss...**at New Orleans (11/4):** Recorded one solo tackle...**vs. Seattle (11/11):** Recorded one solo tackle...**vs. Kansas City (11/19):** Had one solo tackle on defense and one special teams tackle...**at Detroit (12/2):** Totaled three tackles (two solo)...**at Chicago (12/9):** Recorded one interception...had three tackles (two solo)...tallied two passes defended...**vs. Philadelphia (12/16):** Earned first start of 2018...tallied three tackles (two solo)...**at Arizona (12/23):** Recorded one solo tackle...**vs. San Francisco (12/30):** Recorded one defensive tackle and one special teams tackle...**Divisional Round vs. Dallas (1/12/19):** Recorded two solo tackles...**Championship Round at New Orleans (1/20/19):** Earned first career playoff start...had one solo tackle...tallied two passes defended...**Super Bowl LIII (2/3/19):** Tallied two tackles (one solo)...added one pass defended.

**2017 SEASON:** Finished the regular season with 50 total tackles (36 solo), including two for loss...recorded nine passes defended, two interceptions, one forced fumble and one fumble recovery...**vs. Washington (9/17):** Tallied five tackles (three solo) and one forced fumble...**at San Francisco (9/21):** Intercepted one pass with a return of 25 yards...also collected four tackles (three solo), one fumble recovery and recorded two passes defended...**at Jacksonville (10/15):** Finished with two tackles (one solo)...intercepted one pass for a 31-yard return...recorded one pass defended...**vs. Philadelphia (12/10):** Tied a career-high with

seven solo tackles and three passes defended...**Wild Card vs. Atlanta (1/6/18):** Saw action at cornerback...registered three tackles and one pass defended.

**2016 SEASON:** Played in 16 games for the fourth-straight season...finished the season with 35 tackles (32 solo), one forced fumble and one fumble recovery as well as two interceptions with one returned for a touchdown...**at Los Angeles (10/9):** Recorded two interceptions, returning one for a 41-yard touchdown.

**2015 SEASON:** Played in all 16 games...recorded 44 tackles (38 solo)...**vs. New England (9/20):** Notched six tackles (six solo)...**vs. Houston (12/6):** Tallied five tackles (five solo) and three passes defended. **vs. Indianapolis (1/3/16):** Recorded six tackles (four solo)...added one sack and one pass defended.

**2014 SEASON:** Started 6-of-16 games played...recorded a career-high 45 total tackles...**at New York Jets (10/26):** Led the Bills defense with a career-high seven tackles (five solo)...**vs. New York Jets (11/23):** Tallied three tackles (three solo), one sack and one pass defended.

**2013 SEASON:** Played in all 16 games as a rookie, started two...made 39 tackles (30 solo) and three sacks...**at Miami (10/20):** Picked off Dolphins QB Ryan Tannehill, for his first career interception, returning it 19 yards for a touchdown...**at Jacksonville (12/15):** Made his first career start at cornerback...notched a career-high six tackles...took down Jaguars QB Chad Henne for his first career sack...added a forced fumble and fumble recovery.

**COLLEGE:** A three-year starter for the Trojans at USC... finished his career with 163 tackles, seven interceptions and two touchdowns...as a junior, started all 13 games, tallied 52 tackles (36 solo) and one interception in addition to blocking a kick...started 12 games for the 10-win Trojans as a sophomore... recorded 5.5 tackles for loss, 2.0 sacks and two interceptions, including one returned for a touchdown...also returned 12 punts for 132 yards...named to the All-Pac 12 first team...recipient of USC's 2011 John McKay Award, given to the underclassman with the most competitive spirit...started all 13 games at cornerback as a freshman, notching 48 tackles, a team-high four interceptions and one returned for a touchdown as well as a forced fumble... an All-Pac 12 honorable mention selection as a freshman... also participated in track at USC...received his degree in policy, planning and development, with an emphasis in real estate development in the spring of 2019.

**PERSONAL:** Played defensive back and running back at Frostproof (Fla.) High School...scored 15 touchdowns on offense and defense as a senior...rushed for 1,600 yards as a junior... as a sophomore, rushed for 1,500 yards and tallied seven interceptions...also lettered in baseball and track.

# NICKELL ROBEY-COLEMAN NFL STATISTICS



## REGULAR SEASON

Year	Team	Tackles			Interceptions						Fumbles				
		G/S	Total	Solo	Asst.	Sacks	Yards	Int.	Yards	Long	TD	PD	FF	FR	Yards
2013	Buffalo Bills	16/2	39	30	9	3.0	23.0	1	19t	19t	1	10	1	1	0
2014	Buffalo Bills	16/7	45	36	9	1.0	2.0	0	0	0	0	7	0	2	2
2015	Buffalo Bills	16/3	44	38	6	1.0	0.0	0	0	0	0	4	0	0	0
2016	Buffalo Bills	16/3	29	26	3	0.0	0.0	2	44	41t	1	7	0	1	36t
2017	Los Angeles Rams	15/4	50	36	14	0.0	0.0	2	56	31	0	9	1	1	0
2018	Los Angeles Rams	16/1	35	24	11	0.0	0.0	1	0	0	0	4	0	0	0
2019	Los Angeles Rams	1/0	2	0	0	0.0	0.0	0	0	0	0	0	0	0	0
<b>Totals</b>		<b>96/20</b>	<b>244</b>	<b>190</b>	<b>54</b>	<b>5.0</b>	<b>25.0</b>	<b>6</b>	<b>119</b>	<b>41t</b>	<b>2</b>	<b>41</b>	<b>2</b>	<b>5</b>	<b>38</b>

## POSTSEASON

Year	Team	Tackles			Interceptions						Fumbles				
		G/S	Total	Solo	Asst.	Sacks	Yards	Int.	Yards	Long	TD	PD	FF	FR	Yards
2017	Los Angeles Rams	1/0	3	0	3	0.0	0.0	0	0	0	0	0	0	0	0
2018	Los Angeles Rams	3/1	5	2	3	0.0	0.0	0	0	0	0	3	0	0	0
<b>Totals</b>		<b>4/1</b>	<b>8</b>	<b>2</b>	<b>6</b>	<b>0.0</b>	<b>0.0</b>	<b>0</b>	<b>0</b>	<b>0</b>	<b>0</b>	<b>3</b>	<b>0</b>	<b>0</b>	<b>0</b>

**Additional Career Statistics:** Special teams tackles: Rams: 2018 (2), 2017 (4), Bills: 2016 (4), 2015 (2), 2014 (3), TOTAL: (10)... Scored a touchdown on a 36-yard fumble recovery against the New York Jets in Week Two of the 2016 season...Also forced a fumble on special teams.

### Regular Season Single Game Highs:

Total Tackles – 7, two times, last vs. Philadelphia (12/10/17)  
 Interceptions – 2, at Los Angeles (10/9/16)  
 Pass Defensed – 3, three times, last vs. Philadelphia (12/10/17)

### Postseason Single Game Highs:

Total Tackles – 3, vs. Atlanta (1/6/18, NFC Wild Card)  
 Pass Defensed - 2, at New Orleans (1/20/19, NFC Championship)

# NICKELL ROBEY-COLEMAN GAME-BY-GAME



## 2019 Los Angeles Rams

Game	W/L	P/S	T	S	A	Sk	Yds	Int	Yds	Lg	TD	PD	FF	FR	Yds
at Car 9/8	W	1/0	2	0	2	0.0	0.0	0	0	0	0	0	0	0	0
NO 9/15															
at Cle 9/22															
TB 9/29															
at Sea 10/3															
SF 10/13															
at Atl 10/20															
Cin 10/27															
at Pit 11/10															
Chi 11/17															
Bal 11/25															
at Ari 12/1															
Sea 12/8															
at Dal 12/15															
at SF TBD															
Ari 12/29															
<b>Totals</b>	<b>1-0</b>	<b>1/0</b>	<b>2</b>	<b>0</b>	<b>2</b>	<b>0.0</b>	<b>0.0</b>	<b>0</b>	<b>0</b>	<b>0</b>	<b>0</b>	<b>0</b>	<b>0</b>	<b>0</b>	<b>0</b>

## 2018 Los Angeles Rams

Game	W/L	P/S	T	S	A	Sk	Yds	Int	Yds	Lg	TD	PD	FF	FR	Yds
at Oak 9/10	W	1/0	2	0	2	0.0	0.0	0	0	0	0	0	0	0	0
Ari 9/16	W	1/0	4	3	1	0.0	0.0	0	0	0	0	0	0	0	0
LAC 9/23	W	1/0	3	2	1	0.0	0.0	0	0	0	0	0	0	0	0
Min 9/27	W	1/0	3	3	0	0.0	0.0	0	0	0	0	0	0	0	0
at Sea 10/7	W	1/0	4	1	3	0.0	0.0	0	0	0	0	0	0	0	0
at Den10/14	W	1/0	0	0	0	0.0	0.0	0	0	0	0	0	1	0	0
at SF 10/21	W	1/0	2	1	1	0.0	0.0	0	0	0	0	0	1	0	0
GB 10/28	W	1/0	3	3	0	0.0	0.0	0	0	0	0	0	0	0	0
at NO 11/4	L	1/0	1	1	0	0.0	0.0	0	0	0	0	0	0	0	0
Sea 11/11	W	1/0	1	1	0	0.0	0.0	0	0	0	0	0	0	0	0
KC 11/19	W	1/0	1	1	0	0.0	0.0	0	0	0	0	0	0	0	0
at Det 12/2	W	1/0	3	2	1	0.0	0.0	0	0	0	0	0	0	0	0
at Chi 12/9	L	1/0	3	2	1	0.0	0.0	1	0	0	0	2	0	0	0
Phi 12/16	L	1/1	3	2	1	0.0	0.0	0	0	0	0	0	0	0	0
at Ari 12/23	W	1/0	1	1	0	0.0	0.0	0	0	0	0	0	0	0	0
SF 12/30	W	1/0	1	1	0	0.0	0.0	0	0	0	0	0	0	0	0
<b>Totals</b>	<b>13-3</b>	<b>16/1</b>	<b>35</b>	<b>24</b>	<b>11</b>	<b>0.0</b>	<b>0.0</b>	<b>1</b>	<b>0</b>	<b>0</b>	<b>0</b>	<b>4</b>	<b>0</b>	<b>0</b>	<b>0</b>

## 2018 Postseason

Game	W/L	P/S	T	S	A	Sk	Yds	Int	Yds	Lg	TD	PD	FF	FR	Yds
Dal 1/12/19 *	W	1/0	2	2	0	0.0	0.0	0	0	0	0	0	0	0	0
at NO 1/20/19 ^	W	1/1	1	1	0	0.0	0.0	0	0	0	0	2	0	0	0
NE 2/3/2019 !	L	1/0	2	1	1	0.0	0.0	0	0	0	0	1	0	0	0
<b>Totals</b>	<b>2-1</b>	<b>3/1</b>	<b>5</b>	<b>4</b>	<b>1</b>	<b>0.0</b>	<b>0.0</b>	<b>0</b>	<b>0</b>	<b>0</b>	<b>0</b>	<b>3</b>	<b>0</b>	<b>0</b>	<b>0</b>

\* Denotes NFC Divisional Playoff Game, ^ Denotes NFC Championship Playoff Game, ! Denotes Super Bowl LIII

## 2017 Los Angeles Rams

Game	W/L	P/S	T	S	A	Sk	Yds	Int	Yds	Lg	TD	PD	FF	FR	Yds
Ind 9/10	W	1/0	2	2	0	0.0	0.0	0	0	0	0	1	0	0	0
Was 9/17	L	1/1	5	3	2	0.0	0.0	0	0	0	0	0	1	0	0
at SF 9/21	W	1/1	4	3	1	0.0	0.0	1	25	25	0	2	0	1	0
at DAL 10/1	W	1/0	5	3	2	0.0	0.0	0	0	0	0	0	0	0	0
Sea 10/8	L	1/1	6	5	1	0.0	0.0	0	0	0	0	0	0	0	0
at Jax 10/15	W	1/1	2	1	1	0.0	0.0	1	31	31	0	1	0	0	0
Ari 10/22	W	1/0	2	1	1	0.0	0.0	0	0	0	0	0	0	0	0
at NYG 11/5	W	1/0	2	1	1	0.0	0.0	0	0	0	0	1	0	0	0
Hou 11/12	W	1/0	4	3	1	0.0	0.0	0	0	0	0	0	0	0	0
at Min 11/19	L	1/0	1	1	0	0.0	0.0	0	0	0	0	0	0	0	0
NO 11/26	W					Inactive									
at Ari 12/3	W	1/0	1	1	0	0.0	0.0	0	0	0	0	1	0	0	0
Phi 12/10	L	1/1	7	7	0	0.0	0.0	0	0	0	0	3	0	0	0
at Sea 12/17	W	1/0	4	2	2	0.0	0.0	0	0	0	0	0	0	0	0
at Ten 12/24	W	1/0	2	0	2	0.0	0.0	0	0	0	0	0	0	0	0
SF 12/31	L	1/0	3	3	0	0.0	0.0	0	0	0	0	0	0	0	0
<b>Totals</b>	<b>11-5</b>	<b>15/4</b>	<b>50</b>	<b>36</b>	<b>14</b>	<b>0.0</b>	<b>0.0</b>	<b>2</b>	<b>56</b>	<b>31</b>	<b>0</b>	<b>9</b>	<b>1</b>	<b>1</b>	<b>0</b>

## 2017 Postseason

Game	W/L	P/S	T	S	A	Sk	Yds	Int	Yds	Lg	TD	PD	FF	FR	Yds
Atl 1/6/18 *	L	1/0	3	0	3	0.0	0.0	0	0	0	0	1	0	0	0
<b>Totals</b>	<b>0-1</b>	<b>1/0</b>	<b>3</b>	<b>0</b>	<b>3</b>	<b>0.0</b>	<b>0.0</b>	<b>0</b>	<b>0</b>	<b>0</b>	<b>0</b>	<b>1</b>	<b>0</b>	<b>0</b>	<b>0</b>

\* Denotes NFC Wild Card Playoff Game

## 2015 Buffalo Bills

Game	W/L	P/S	T	S	A	Sk	Yds	Int	Yds	Lg	TD	PD	FF	FR	Yds
Ind 9/13	W	1/0	6	4	2	1.0	0.0	0	0	0	0	1	0	0	0
NE 9/20	L	1/0	6	6	0	0.0	0.0	0	0	0	0	0	0	0	0
at Mia 9/27	W	1/1	5	3	2	0.0	0.0	0	0	0	0	0	0	0	0
NYG 10/4	L	1/0	3	2	1	0.0	0.0	0	0	0	0	0	0	0	0
at Ten 10/11	W	1/0	4	4	0	0.0	0.0	0	0	0	0	0	0	0	0
Cin 10/18	L	1/0	0	0	0	0.0	0.0	0	0	0	0	0	0	0	0
at JAX 10/25	L	1/0	0	0	0	0.0	0.0	0	0	0	0	0	0	0	0
Mia 11/8	W	1/1	3	3	0	0.0	0.0	0	0	0	0	0	0	0	0
at NYJ 11/12	W	1/0	0	0	0	0.0	0.0	0	0	0	0	0	0	0	0
at NE 11/23	L	1/0	0	0	0	0.0	0.0	0	0	0	0	0	0	0	0
at KC 11/29	L	1/0	2	2	0	0.0	0.0	0	0	0	0	0	0	0	0
Hou 12/6	W	1/0	5	5	0	0.0	0.0	0	0	0	0	3	0	0	0
at Phi 12/13	L	1/0	2	0	2	0.0	0.0	0	0	0	0	0	0	0	0
at Was 12/20	L	1/0	2	0	2	0.0	0.0	0	0	0	0	0	0	0	0
Dal 12/28	W	1/0	3	3	0	0.0	0.0	0	0	0	0	0	0	0	0
NYJ 1/3/16	W	1/0	3	2	1	0.0	0.0	0	0	0	0	0	0	0	0
<b>Totals</b>	<b>8-8</b>	<b>16/2</b>	<b>44</b>	<b>38</b>	<b>6</b>	<b>1.0</b>	<b>0.0</b>	<b>0</b>	<b>0</b>	<b>0</b>	<b>0</b>	<b>4</b>	<b>0</b>	<b>0</b>	<b>0</b>

## 2016 Buffalo Bills

Game	W/L	P/S	T	S	A	Sk	Yds	Int	Yds	Lg	TD	PD	FF	FR	Yds
at Bal 9/11	L	1/0	0	0	0	0.0	0.0	0	0	0	0	0	0	0	0
NYJ 9/15	L	1/0	5	5	0	0.0	0.0	0	0	0	0	0	0	0	1 36t
Ari 9/25	W	1/0	1	1	0	0.0	0.0	0	0	0	0	0	0	0	0
at NE 10/2	W	1/0	2	2	0	0.0	0.0	0	0	0	0	0	0	0	0
at LA 10/9	W	1/0	1	0	1	0.0	0.0	2	44	41t	1	2	0	0	0
SF 10/16	W	1/1	1	1	0	0.0	0.0	0	0	0	0	0	0	0	0
at Mia 10/23	L	1/0	1	1	0	0.0	0.0	0	0	0	0	0	0	0	0
NE 10/30	L	1/1	2	1	1	0.0	0.0	0	0	0	0	0	0	0	0
at Sea 11/7	L	1/0	1	1	0	0.0	0.0	0	0	0	0	0	0	0	0
at Cin 11/20	W	1/0	3	2	1	0.0	0.0	0	0	0	0	1	0	0	0
Jax 11/27	W	1/0	1	1	0	0.0	0.0	0	0	0	0	1	0	0	0
at Oak 12/4	L	1/0	2	2	0	0.0	0.0	0	0	0	0	0	0	0	0
Pit 12/11	L	1/1	3	3	0	0.0	0.0	0	0	0	0	0	0	0	0
Cle 12/18	W	1/0	2	2	0	0.0	0.0	0	0	0	0	0	0	0	0
Mia 12/24	L	1/0	1	1	0	0.0	0.0	0	0	0	0	0	0	0	0
at NYJ 1/1/17	L	1/0	3	3	0	0.0	0.0	0	0	0	0	0	0	0	0
<b>Totals</b>	<b>7-9</b>	<b>16/3</b>	<b>29</b>	<b>26</b>	<b>3</b>	<b>0.0</b>	<b>0.0</b>	<b>2</b>	<b>44</b>	<b>41t</b>	<b>1</b>	<b>4</b>	<b>0</b>	<b>1</b>	<b>36t</b>

## 2014 Buffalo Bills

Game	W/L	P/S	T	S	A	Sk	Yds	Int	Yds	Lg	TD	PD	FF	FR	Yds
at Chi 9/7	W	1/1	0	0	0	0.0	0.0	0	0	0	0	1	0	0	0
Mia 9/14	W	1/1	5	4	1	0.0	0.0	0	0	0	0	0	0	0	0
SD 9/21	L	1/1	1	1	0</										







# 65 COLEMAN SHELTON

Center // Washington // Pasadena, Calif.

Ht./Wt.: 6-4/299

NFL Exp.: 1st (1st Rams)

GP/GS, (Playoffs): 0/0, (0/0)

Birth Date: 7/28/1995

Acquired: FA-18

**TRANSACTIONS:** Signed to the Rams active roster from the Cardinals practice squad (9/2/19)...signed to Cardinals practice squad (9/1/19)...cut by Arizona (8/31/19)...signed by the Cardinals (12/31/18)...signed to the Arizona Cardinals practice squad (10/15/18)...waived from the Titans practice squad (10/9/18)...signed to the Tennessee Titans practice squad (9/3/18)...waived by the 49ers (9/1/18)...signed by the San Francisco 49ers as an undrafted free agent (5/2/18).

**2019 SEASON: at Carolina (9/8):** Declared inactive.

**COLLEGE:** Played in 53 games (47 starts) in five years at Washington...as a senior in 2017, earned First-Team All-Pac-12 and honorable mention academic All-Pac-12 honors...started all 13 games at center and was recipient of Washington's John P. Angel Lineman of the Year Award and Academic Achievement

Award...as a junior in 2016, started all 14 games at center and earned Second-Team All-Pac-12 and honorable mention academic All-Pac-12 honors...started all 13 games on the offensive line and was the recipient of the John P. Angel Lineman of the Year Award as a sophomore in 2015...as a freshman in 2014, played in 13 games (seven starts)...redshirted in 2013.

**PERSONAL:** Attended Loyola (Los Angeles, Calif.) High School. where he played on the offense and defensive line...as a junior and senior earned All-Serra League honors and helped lead the Cubs to an 8-3 record and a trip to the CIF Southern Section Pac-5 playoffs...prior to his junior and senior season, was named a top offensive lineman in the area by the Los Angeles Times.





# TANZEL SMART GAME-BY-GAME



## 2019 Los Angeles Rams

Game	W/L	P/S	T	S	A	Sk	Yds	Int	Yds	Lg	TD	PD	FF	FR	Yds
at Car 9/8	W	1/0	0	0	0	0.0	0.0	0	0	0	0	0	0	0	0
NO 9/15															
at Cle 9/22															
TB 9/29															
at Sea 10/3															
SF 10/13															
at Atl 10/20															
Cin 10/27															
at Pit 11/10															
Chi 11/17															
Bal 11/25															
at Ari 12/1															
Sea 12/8															
at Dal 12/15															
at SF TBD															
Ari 12/29															
<b>Totals</b>	<b>1-0</b>	<b>1/0</b>	<b>0</b>	<b>0</b>	<b>0</b>	<b>0.0</b>	<b>0.0</b>	<b>0</b>	<b>0</b>	<b>0</b>	<b>0</b>	<b>0</b>	<b>0</b>	<b>0</b>	<b>0</b>

## 2018 Los Angeles Rams

Game	W/L	P/S	T	S	A	Sk	Yds	Int	Yds	Lg	TD	PD	FF	FR	Yds
at Oak 9/10	W	0/0													
Ari 9/16	W	0/0													
LAC 9/23	W	0/0													
Min 9/27	W	0/0													
at Sea 10/7	W	0/0													
at Den10/14	W	0/0													
at SF 10/21	W	0/0													
GB 10/28	W	1/0	0	0	0	0.0	0.0	0	0	0	0	0	0	0	0
at NO 11/4	L	0/0													
Sea 11/11	W	0/0													
KC 11/19	W	1/0	0	0	0	0.0	0.0	0	0	0	0	0	0	0	0
at Det 12/2	W	0/0													
at Chi 12/9	L	0/0													
Phi 12/16	L	0/0													
at Ari 12/23	W	0/0													
SF 12/30	W	0/0													
<b>Totals</b>	<b>13-3</b>	<b>2/0</b>	<b>0</b>	<b>0</b>	<b>0</b>	<b>0.0</b>	<b>0.0</b>	<b>0</b>	<b>0</b>	<b>0</b>	<b>0</b>	<b>0</b>	<b>0</b>	<b>0</b>	<b>0</b>

## 2018 Postseason

Game	W/L	P/S	T	S	A	Sk	Yds	Int	Yds	Lg	TD	PD	FF	FR	Yds
Dal 1/12/19 *	W	0/0													
at NO 1/20/19 ^W	0/0														
NE 2/3/2019 !	L	0/0													
<b>Totals</b>	<b>2-1</b>	<b>0/0</b>	<b>0</b>	<b>0</b>	<b>0</b>	<b>0.0</b>	<b>0.0</b>	<b>0</b>	<b>0</b>	<b>0</b>	<b>0</b>	<b>0</b>	<b>0</b>	<b>0</b>	<b>0</b>

\* Denotes NFC Divisional Playoff Game, ^ Denotes NFC Championship Playoff Game, ! Denotes Super Bowl LIII


## 2017 Los Angeles Rams

Game	W/L	P/S	T	S	A	Sk	Yds	Int	Yds	Lg	TD	PD	FF	FR	Yds
Ind 9/10	W	1/0	2	2	0	0.0	0.0	0	0	0	0	1	0	0	0
Was 9/17	L	1/0	2	1	1	0.0	0.0	0	0	0	0	0	0	0	0
at SF 9/21	W	1/0	3	1	2	0.0	0.0	0	0	0	0	0	0	0	0
at Dal 10/1	W	1/1	3	2	1	0.0	0.0	0	0	0	0	0	0	0	0
Sea 10/8	L	1/0	1	1	0	0.0	0.0	0	0	0	0	0	0	0	0
at Jax 10/15	W	1/1	2	1	1	0.0	0.0	0	0	0	0	0	0	0	0
Ari 10/22	W	1/1	1	1	0	0.0	0.0	0	0	0	0	0	0	0	0
at NYG 11/5	W	1/1	2	1	1	0.0	0.0	0	0	0	0	0	0	0	0
Hou 11/12	W	1/0	0	0	0	0.0	0.0	0	0	0	0	0	0	0	0
at Min 11/19	L	1/0	0	0	0	0.0	0.0	0	0	0	0	0	0	0	0
NO 11/26	W	1/0	0	0	0	0.0	0.0	0	0	0	0	0	0	0	0
at Ari 12/3	W	1/0	0	0	0	0.0	0.0	0	0	0	0	0	0	0	0
Phi 12/10	L	1/0	0	0	0	0.0	0.0	0	0	0	0	0	0	0	0
at Sea 12/17	W	1/0	0	0	0	0.0	0.0	0	0	0	0	0	1	0	0
at Ten 12/24	W	1/0	0	0	0	0.0	0.0	0	0	0	0	0	0	0	0
SF 12/31	L	1/0	2	2	0	0.0	0.0	0	0	0	0	0	0	0	0
<b>Totals</b>	<b>11-5</b>	<b>16/4</b>	<b>18</b>	<b>12</b>	<b>6</b>	<b>0.0</b>	<b>0.0</b>	<b>0</b>	<b>0</b>	<b>0</b>	<b>0</b>	<b>1</b>	<b>1</b>	<b>0</b>	<b>0</b>

## 2017 Postseason

Game	W/L	P/S	T	S	A	Sk	Yds	Int	Yds	Lg	TD	PD	FF	FR	Yds
Atl 1/6/18 *	L	1/0	0	0	0	0.0	0.0	0	0	0	0	0	0	0	0
<b>Totals</b>	<b>0-1</b>	<b>1/0</b>	<b>0</b>	<b>0</b>	<b>0</b>	<b>0.0</b>	<b>0.0</b>	<b>0</b>	<b>0</b>	<b>0</b>	<b>0</b>	<b>0</b>	<b>0</b>	<b>0</b>	<b>0</b>

\* Denotes NFC Wild Card Playoff Game



# 21 Aqib TALIB

Cornerback // Kansas // Richardson, Texas

Ht./Wt.: 6-1/209

NFL Exp.: 12th (2nd Rams)

GP/GS: 144/130, (Playoffs): (11/11)

Birth Date: 2/13/1986

Acquired: T(DEN)-2018

**TRANSACTIONS:** Activated from injured/reserve (11/30/18)... placed on injured/reserve (9/26/18)...traded to the Rams (3/14/18)...signed by Denver as an unrestricted free agent (3/12/14)...traded to New England (11/1/12)...signed by Tampa Bay as a first-round draft choice (20th overall) in the 2008 NFL Draft (7/25/08).

**PRO:** A 12th-year cornerback who has appeared in 144 career regular season games (130 starts) and started 11 postseason contests during his first 12 seasons with Tampa Bay (2008-12), New England (2012-13), Denver (2014-16) and L.A. (2018)... totaled 478 tackles (403 solo), 1.0 sack, 35 interceptions, 124 passes defended, five forced fumbles and four fumble recoveries during his first 12 seasons in the NFL...posted the most interceptions (35) in the NFL among cornerbacks since he entered the league (2008) and is one-of-two players at his position to be selected to the Pro Bowl from 2014-18...ranks first in the NFL with 10 interceptions returned for touchdowns since becoming a regular starter in 2009 (ranks fourth all-time in NFL history)... named an *Associated Press* First-Team All-Pro selection in 2016 for the first time in his career after recording 43 tackles (32 solo), three interceptions (86 yards, one TD) and 12 passes defended for the Broncos...selected to his second-consecutive Pro Bowl in his first year with the Broncos in 2014 after ranking third in the NFL opponent quarterback rating (72.2) when targeted defensively, according to Pro Football Focus.

**2019 SEASON:** Entering his second season with the Rams as a team captain...**at Carolina (9/8):** Played all 66 defensive snaps in the season opener win over the Panthers...recorded one assisted tackle and one pass defended.

**2018 SEASON:** Played in three games before suffering an injury that placed him on the reserve/injured list...returned to the active roster in Week 13 and finished the season playing the final five regular season games and all three post season contests... recorded 23 total tackles (18 solo), one forced and recovered fumble, one interception and five passes defended... **at Oakland (9/10):** Made Rams debut...had seven total tackles (four solo)...**vs. Arizona (9/16):** Tallied two passes defended...helped the defense shutout the Cardinals...**vs. Chargers (9/23):** Had one forced fumble which turned into a scoring drive for the Rams...totaled two solo tackles...left the game in the fourth quarter with an ankle injury...**at Detroit (12/2):** Appeared in 26 defensive plays in first game since being placed on the injured reserve list in Week 3...**at Chicago (12/9):** Recorded five solo tackles...**vs. Philadelphia (12/16):** Had one interception and returned it for 30 yards...added two solo tackles and one pass defended...**at Arizona (12/23):** Totaled two solo tackles...had two passes defended...**at Arizona (12/23):** Totaled two solo tackles...had two passes defended...**Divisional Round vs. Dallas (1/12/19):** Shared the team lead with seven tackles (five solo)...forced one fumble...**Championship Round at New Orleans (1/20/19):** Recorded two solo tackles...**Super Bowl LIII (2/3/19):** Made second Super Bowl appearance...totaled four solo tackles...had one quarterback hit.

**2017 SEASON:** Talib earned his fifth-consecutive Pro Bowl nod, finishing the season with 31 tackles (23 solo), one interception (returned 103 yards for a touchdown), seven passes defended



and one forced fumble...joined CB Champ Bailey (2004-07) and S John Lynch (2004-07) as the only three players to make the Pro Bowl in each of their first four seasons with the Broncos... one-of-two NFL cornerbacks to make the Pro Bowl in each of the last five seasons overall (Patrick Peterson, ARI)...**vs. Los Angeles Chargers (9/11):** Posted one solo tackle...**vs. Dallas (9/17):** Recorded a 103-yard interception return, the third-longest such play in NFL history...added three passes defended...moved into sole possession of fourth place in league history with 10 career interceptions returned for a touchdown... **at Buffalo (9/24):** Tallied two solo tackles...posted one pass defended...**vs. Oakland (10/1):** Notched four tackles (three solo)...**vs. New York Giants (10/15):** Saw action on defense...**at Los Angeles Chargers (10/22):** Posted two solo tackles...added one pass defended... **at Kansas City (10/30):** Recorded three tackles (one solo)... **at Philadelphia (11/5):** Registered two solo stops...**vs. New England (11/12):** Started at CB...**vs. Cincinnati (11/19):** Tallied four solo tackles, one pass defended and one forced fumble... **at Oakland (11/26):** Started...**at Miami (12/3):** Suspended...**vs. New York Jets (12/10):** Assisted on one tackle...**at Indianapolis (12/14):** Recorded five tackles (three solo)... **at Washington (12/24):** Posted five tackles (three solo) and one pass defended... **vs. Kansas City (12/31):** Had one tackle.

**2016 SEASON:** Talib earned his first career *Associated Press* All-Pro first-team honor and was named to his fourth consecutive Pro Bowl...finished the season with 43 tackles (32 solo), three interceptions (86 yards, one touchdown) and 12 passes defended... joined Patrick Peterson and Richard Sherman as the only NFL cornerbacks to make the Pro Bowl in each of the last four years... **vs. Indianapolis (9/18):** Recorded his ninth career interception returned for a touchdown (46 yards) - his Broncos franchise record fifth interception return touchdown...**at Tampa Bay (10/2):** Intercepted a pair of passes (40 yards) in his first game playing in the city where he was drafted.

**2015 SEASON:** Talib became one of four cornerbacks to be selected to the last three Pro Bowls with his third career nod after posting 45 tackles (39 solo), three interceptions (123 yards, two touchdowns) and 14 passes defended...recorded 14 tackles (13 solo) and six passes defended in Denver's three postseason

contests...**vs. Baltimore (9/13)**: Intercepted Ravens QB Joe Flacco and returned it 51 yards for his seventh-career pick-six...**at Detroit (9/27)**: Blocked an extra point...**at Cleveland (10/18)**: Intercepted Browns QB Josh McCown and returned it 63 yards for a touchdown...**vs. Pittsburgh (1/17)**: Posted four solo tackles and two passes defended in Denver's AFC Divisional Playoff Game...**vs. New England (1/24)**: Tallied five tackles (four solo) and two passes defended in Denver's AFC Championship Game...**vs. Carolina (2/7)**: Recorded five solo tackles and two passes defended in Denver's Super Bowl 50 victory.

**2014 SEASON**: Talib started 15 regular season games and earned his second-consecutive Pro Bowl selection after totaling 63 tackles (54 solo), four interceptions (62 yards), 17 passes defended, 1.0 sack (8 yards) and one forced fumble...returned two of his interceptions for touchdowns to become the eighth Bronco with multiple interception returns for touchdowns in franchise history (single season)...**at New York Jets (10/12)**: Secured the Broncos' win with a 22-yard interception return for a touchdown with 15 seconds remaining in the contest...**at San Diego (12/14)**: Named AFC Defensive Player of the Week for his season-high eight tackles, one interception and three passes defended in the team's win, becoming the first NFL cornerback and fourth player in 2014 to reach those marks in a single game...**at Cincinnati (12/22)**: Picked off QB Andy Dalton and returned the interception 33 yards for a touchdown on Monday Night Football...**vs. Oakland (12/28)**: Recorded his first career sack (8 yards).

**2013 SEASON**: Talib started 13 games for the Patriots and earned his first career Pro Bowl selection in addition to being named second-team All-Pro by *The Associated Press*...totaled 44 tackles (35 solo), four interceptions (12 yards), 14 passes defended, one forced fumble and one fumble recovery in the regular season...added five tackles (three solo) in two postseason starts...combined to make four interceptions in Weeks 2-4 to represent the second three-game interception streak of his career...**vs. New York Jets (9/12)**: Matched his career-high with three takeaways (two interceptions, one forced fumble)...**at Atlanta (9/29)**: Tied a career high with four passes defended.

**2012 SEASON**: Talib started 9-of-10 games played with Tampa Bay and New England, splitting time between the two clubs after a mid-season trade...tallied 40 tackles (33 solo), two interceptions (59 yards), 10 passes defended and one fumble recovery on defense...appeared in the season's first four games for the Buccaneers and recorded 21 tackles (20 solo), one interception and seven passes defended...**vs. Carolina (9/9)**: Blocked his first career punt in the season opener...traded to New England on Nov. 1 along with a 2013 seventh-round draft pick in exchange for a 2013 fourth-round selection...opened five-of-six regular-

season games for the Patriots and registered 19 tackles (13 solo), one interception (59 yards), two passes defended and one fumble recovery...started both of New England's playoff games and contributed 10 tackles (9 solo) and one pass defended...**vs. Indianapolis (11/18)**: Intercepted Colts QB Andrew Luck and returned it 59 yards for a touchdown in his first game with the Patriots...**vs. Houston (1/13)**: Posted a career-best 10 tackles (nine solo) in New England's AFC Divisional Playoff Game.

**2011 SEASON**: Talib opened all 13 games played for Tampa Bay and totaled 42 tackles (41 solo), two interceptions (55 yards, two touchdowns), 11 passes defended and one forced fumble...**at Tennessee (11/27)**: Scored on a 27-yard interception return and forced a fumble...placed on injured reserve (hamstring) on Dec. 19.

**2010 SEASON**: Talib started all 11 games he appeared in for the Buccaneers and made a career-high six interceptions (91 yards) to go along with 50 tackles (47 solo) and 11 passes defended...named NFL Alumni Defensive Back of the Year, joining teammate Ronde Barber (2001) as the only players in franchise history to receive the honor...recorded interceptions in his first three games of the season...**at Arizona (10/31)**: selected as NFC Defensive Player of the Week after posting two interceptions, including one returned 45 yards for a score...placed on injured reserve (hip) on Dec. 6.

**2009 SEASON**: Talib started 15 games for Tampa Bay and tallied a personal-best 69 tackles (62 solo), 15 passes defended and one fumble recovery in addition to intercepting five passes.

**2008 SEASON**: Selected by Tampa Bay in the first round (20th overall) of the 2008 NFL Draft, Talib appeared in 15 games (two starts) as a rookie and contributed 27 tackles (19 solo), four interceptions (32 yards) and nine passes defended...**vs. Atlanta (9/14)**: Recorded his first career interception.

**COLLEGE**: Talib opened 32-of-34 career games played at the University of Kansas and totaled 162 tackles, 13 interceptions, 43 passes defended, two forced fumbles and two fumble recoveries for the Jayhawks...declared for the NFL Draft following his junior season after being named a consensus First-Team All-American and unanimous First-Team All-Big 12 Conference selection...named MVP of the 2008 Orange Bowl vs. Virginia Tech (1/3/08) after giving Kansas its first lead with a 60-yard interception returned for a touchdown.

**PERSONAL**: Pronounced UH-keeb TUH-leeeb...Talib attended Berkner High School in Richardson, Texas, where he was a first-team all-district and all-city defensive back... Aqib Talib was born on Feb. 13, 1986, in Cleveland, Ohio.

# AQIB TALIB NFL STATISTICS



## REGULAR SEASON

Year	Team	G/S	Tackles			Sacks	Yards	Interceptions				PD	Fumbles		
			Total	Solo	Asst.			Int.	Yards	Long	TD		FF	FR	Yards
2008	Tampa Bay Bucs	15/2	27	19	8	0.0	0.0	4	32	19	0	9	0	0	0
2009	Tampa Bay Bucs	15/15	69	62	7	0.0	0.0	5	99	32	0	15	0	1	-5
2010	Tampa Bay Bucs	11/11	50	47	3	0.0	0.0	6	91	45t	1	11	0	0	0
2011	Tampa Bay Bucs	13/13	42	41	1	0.0	0.0	2	55	28t	2	11	1	0	0
2012	Bucs/Patriots	10/9	40	33	7	0.0	0.0	2	59	59t	1	10	0	1	5
2013	New England Patriots	13/13	44	35	9	0.0	0.0	4	12	14	0	14	1	1	0
2014	Denver Broncos	15/15	63	54	9	1.0	8.0	4	62	33t	2	16	1	0	0
2015	Denver Broncos	15/15	45	39	6	0.0	0.0	3	123	63t	2	13	0	0	0
2016	Denver Broncos	13/13	43	32	11	0.0	0.0	3	86	46t	1	12	0	0	0
2017	Denver Broncos	15/15	31	23	8	0.0	0.0	1	103	103t	1	7	1	0	0
2018	Los Angeles Rams	8/8	23	18	5	0.0	0.0	1	30	30	0	5	1	1	47
2019	Los Angeles Rams	1/1	1	0	1	0.0	0.0	0	0	0	0	1	0	0	0
<b>Totals</b>		<b>144/130</b>	<b>478</b>	<b>403</b>	<b>75</b>	<b>1.0</b>	<b>8.0</b>	<b>35</b>	<b>752</b>	<b>103t</b>	<b>10</b>	<b>124</b>	<b>5</b>	<b>4</b>	<b>47</b>

## POSTSEASON

Year	Team	G/S	Tackles			Sacks	Yards	Interceptions				PD	Fumbles		
			Total	Solo	Asst.			Int.	Yards	Long	TD		FF	FR	Yards
2012	New England Patriots	2/2	10	9	1	0.0	0.0	0	0	0	0	1	0	0	0
2013	New England Patriots	2/2	5	3	2	0.0	0.0	0	0	0	0	0	0	0	0
2014	Denver Broncos	1/1	4	4	0	0.0	0.0	0	0	0	0	1	0	0	0
2015	Denver Broncos	3/3	14	13	1	0.0	0.0	0	0	0	0	6	0	0	0
2018	Los Angeles Rams	3/3	13	11	2	0.0	0.0	0	0	0	0	0	1	0	0
<b>Totals</b>		<b>11/11</b>	<b>46</b>	<b>40</b>	<b>6</b>	<b>0.0</b>	<b>0.0</b>	<b>0</b>	<b>0</b>	<b>0</b>	<b>0</b>	<b>8</b>	<b>1</b>	<b>0</b>	<b>0</b>

### Regular Season Single Game Highs:

Total Tackles – 9, vs. Carolina (11/14/10)  
 Sacks – 1.0, vs. Oakland (12/28/14)  
 Interceptions – 3, at Washington (10/4/09)  
 Passes Defensed – 4, twice, last at Atlanta (9/29/13)

### Postseason Single Game Highs:

Total Tackles – 10, vs. Houston (1/13/13, AFC Divisional Round)  
 Passes Defensed – 2, three times, last vs. Carolina (2/7/16, Super Bowl 50)

**Additional Career Statistics:** Blocked punt vs. Carolina (9/9/12)

# AQIB TALIB GAME-BY-GAME



### 2019 Los Angeles Rams

Game	W/L	P/S	T	S	A	Sk	Yds	Int	Yds	Lg	TD	PD	FF	FR	Yds
at Car 9/8	W	1/1	1	0	1	0.0	0.0	0	0	0	0	1	0	0	0
NO 9/15															
at Cle 9/22															
TB 9/29															
at Sea 10/3															
SF 10/13															
at Atl 10/20															
Cin 10/27															
at Pit 11/10															
Chi 11/17															
Bal 11/25															
at Ari 12/1															
Sea 12/8															
at Dal 12/15															
at SF TBD															
Ari 12/29															
<b>Totals</b>	<b>1-0</b>	<b>1/1</b>	<b>1</b>	<b>0</b>	<b>1</b>	<b>0.0</b>	<b>0.0</b>	<b>0</b>	<b>0</b>	<b>0</b>	<b>0</b>	<b>1</b>	<b>0</b>	<b>0</b>	<b>0</b>

### 2018 Los Angeles Rams

Game	W/L	P/S	T	S	A	Sk	Yds	Int	Yds	Lg	TD	PD	FF	FR	Yds
at Oak 9/10	W	1/1	7	4	3	0.0	0.0	0	0	0	0	0	0	0	0
Ari 9/16	W	1/1	0	0	0	0.0	0.0	0	0	0	0	0	2	0	0
LAC 9/23	W	1/1	2	2	0	0.0	0.0	0	0	0	0	0	0	1	0
Min 9/27	W														
at Sea 10/7	W														
at Den 10/14	W														
at SF 10/21	W														
GB 10/28	W														
at NO 11/4	L														
Sea 11/11	W														
KC 11/19	W														
at Det 12/2	W	1/1	0	0	0	0.0	0.0	0	0	0	0	0	0	0	0
at Chi 12/9	L	1/1	5	5	0	0.0	0.0	0	0	0	0	0	0	0	0
Phi 12/16	L	1/1	2	2	0	0.0	0.0	1	30	30	0	1	0	0	0
at Ari 12/23	W	1/1	2	2	0	0.0	0.0	0	0	0	0	2	0	0	0
SF 12/30	W	1/1	5	3	2	0.0	0.0	0	0	0	0	0	0	0	47
<b>Totals</b>	<b>13-3</b>	<b>8/8</b>	<b>23</b>	<b>18</b>	<b>5</b>	<b>0.0</b>	<b>0.0</b>	<b>1</b>	<b>30</b>	<b>30</b>	<b>0</b>	<b>5</b>	<b>1</b>	<b>1</b>	<b>47</b>

### 2018 Postseason

Game	W/L	P/S	T	S	A	Sk	Yds	Int	Yds	Lg	TD	PD	FF	FR	Yds
Dal 1/12/19 *	W	1/1	7	5	2	0.0	0.0	0	0	0	0	0	1	0	0
at NO 1/20/19 ^	W	1/1	2	2	0	0.0	0.0	0	0	0	0	0	0	0	0
NE 2/3/2019 !	L	1/1	4	4	0	0.0	0.0	0	0	0	0	0	0	0	0
<b>Totals</b>	<b>2-1</b>	<b>3/3</b>	<b>13</b>	<b>11</b>	<b>2</b>	<b>0.0</b>	<b>0.0</b>	<b>0</b>	<b>0</b>	<b>0</b>	<b>0</b>	<b>0</b>	<b>1</b>	<b>0</b>	<b>0</b>

\* Denotes NFC Divisional Playoff Game, ^ Denotes NFC Championship Playoff Game, ! Denotes Super Bowl LIII

# AQIB TALIB GAME-BY-GAME CONT.



## 2017 Denver Broncos

Game	W/L	P/S	T	S	A	Sk	Yds	Int	Yds	Lg	TD	PD	FF	FR	Yds
LAC 9/11	W	1/1	1	1	0	0.0	0.0	0	0	0	0	0	0	0	0
Dal 9/17	W	1/1	1	1	0	0.0	0.0	1	103	103t	1	3	0	0	0
at Buf 9/24	L	1/1	2	2	0	0.0	0.0	0	0	0	0	1	0	0	0
Oak 10/1	W	1/1	4	3	1	0.0	0.0	0	0	0	0	0	0	0	0
NYG 10/15	L	1/1	0	0	0	0.0	0.0	0	0	0	0	0	0	0	0
at LAC 10/22	L	1/1	2	2	0	0.0	0.0	0	0	0	0	1	0	0	0
at KC 10/30	L	1/1	3	1	2	0.0	0.0	0	0	0	0	0	0	0	0
at Phi 11/5	L	1/1	2	2	0	0.0	0.0	0	0	0	0	0	0	0	0
NE 11/12	L	1/1	0	0	0	0.0	0.0	0	0	0	0	0	0	0	0
Cin 11/19	L	1/1	4	4	0	0.0	0.0	0	0	0	0	1	1	0	0
at Oak 11/26	L	1/1	0	0	0	0.0	0.0	0	0	0	0	0	0	0	0
at Mia 12/3	L														
NYJ 12/10	W	1/1	1	0	1	0.0	0.0	0	0	0	0	0	0	0	0
at Ind 12/14	W	1/1	5	3	2	0.0	0.0	0	0	0	0	0	0	0	0
at Was 12/14	L	1/1	5	3	2	0.0	0.0	0	0	0	0	1	0	0	0
KC 12/31	L	1/1	1	1	0	0.0	0.0	0	0	0	0	0	0	0	0
<b>Totals</b>		<b>5-11</b>	<b>15/31</b>	<b>23</b>	<b>8</b>	<b>0.0</b>	<b>0.0</b>	<b>1</b>	<b>103</b>	<b>103t</b>	<b>1</b>	<b>7</b>	<b>1</b>	<b>0</b>	<b>0</b>

## 2015 Denver Broncos

Game	W/L	P/S	T	S	A	Sk	Yds	Int	Yds	Lg	TD	PD	FF	FR	Yds
vs. Bal 9/13	W	1/1	3	2	1	0.0	0.0	1	51	51t	1	2	0	0	0
at KC 9/17	W	1/1	2	2	0	0.0	0.0	1	9	9	0	2	0	0	0
at Det 9/27	W	1/1	5	5	0	0.0	0.0	0	0	0	0	1	0	0	0
vs. Min 10/4	W	1/1	3	3	0	0.0	0.0	0	0	0	0	0	0	0	0
at Oak 10/11	W	1/1	2	1	1	0.0	0.0	0	0	0	0	0	0	0	0
at Cle 10/18	W	1/1	4	3	1	0.0	0.0	1	63	63t	1	2	0	0	0
vs. GB 11/1	W	1/1	1	1	0	0.0	0.0	0	0	0	0	0	0	0	0
at Ind 11/8	L	1/1	0	0	0	0.0	0.0	0	0	0	0	1	0	0	0
vs. KC 11/15	L														
at Chi 11/22	W	1/1	3	3	0	0.0	0.0	0	0	0	0	1	0	0	0
vs. NE 11/29	W	1/1	4	2	2	0.0	0.0	0	0	0	0	2	0	0	0
at SD 12/6	W	1/1	2	2	0	0.0	0.0	0	0	0	0	0	0	0	0
vs. Oak 12/13	L	1/1	1	1	0	0.0	0.0	0	0	0	0	1	0	0	0
at Pit 12/20	L	1/1	8	8	0	0.0	0.0	0	0	0	0	2	0	0	0
vs. Cin 12/28	W	1/1	2	2	0	0.0	0.0	0	0	0	0	0	0	0	0
vs. SD 1/3/16	W	1/1	5	4	1	0.0	0.0	0	0	0	0	0	0	0	0
<b>Totals</b>		<b>12-4</b>	<b>15/45</b>	<b>39</b>	<b>6</b>	<b>0.0</b>	<b>0.0</b>	<b>3</b>	<b>123</b>	<b>63t</b>	<b>2</b>	<b>14</b>	<b>0</b>	<b>0</b>	<b>0</b>

## 2015 Postseason

Game	W/L	P/S	T	S	A	Sk	Yds	Int	Yds	Lg	TD	PD	FF	FR	Yds
vs. PIT 1/17/16 †W	1/1	4	4	0	0.0	0.0	0	0	0	0	0	2	0	0	0
vs. NE 1/24/16 #W	1/1	5	4	1	0.0	0.0	0	0	0	0	0	2	0	0	0
vs. Car 2/7/16 \$ W	1/1	5	5	0	0.0	0.0	0	0	0	0	0	2	0	0	0
<b>Totals</b>		<b>3-3</b>	<b>3/3</b>	<b>14</b>	<b>13</b>	<b>1</b>	<b>0.0</b>	<b>0.0</b>	<b>0</b>	<b>0</b>	<b>0</b>	<b>6</b>	<b>0</b>	<b>0</b>	<b>0</b>

† Denotes AFC Divisional Playoff Game, # Denotes AFC Championship Game, \$ Denotes Super Bowl 50

## 2013 New England Patriots

Game	W/L	P/S	T	S	A	Sk	Yds	Int	Yds	Lg	TD	PD	FF	FR	Yds
at Buf 9/8	W	1/1	3	3	0	0.0	0.0	0	0	0	0	0	0	0	0
vs. NYJ 9/12	W	1/1	2	1	1	0.0	0.0	2	14	14	0	2	1	0	0
vs. TB 11/22	W	1/1	5	3	2	0.0	0.0	1	0	0	0	1	0	0	0
at Atl 9/29	W	1/1	2	1	1	0.0	0.0	1	-2	-2	0	4	0	0	0
at Cin 10/6	L	1/1	5	4	1	0.0	0.0	0	0	0	0	1	0	0	0
vs. NO 10/13	W	1/1	0	0	0	0.0	0.0	0	0	0	0	1	0	0	0
at NYJ 10/20	L														
vs. Mia 10/27	W														
vs. Pit 11/3	W														
at Car 11/18	L	1/1	5	5	0	0.0	0.0	0	0	0	0	2	0	0	0
vs. Den 11/24	W	1/1	4	3	1	0.0	0.0	0	0	0	0	1	0	0	0
at Hou 12/1	W	1/1	3	3	0	0.0	0.0	0	0	0	0	1	0	0	0
vs. Cle 12/8	W	1/1	3	3	0	0.0	0.0	0	0	0	0	0	0	0	0
at Mia 12/15	L	1/1	2	1	1	0.0	0.0	0	0	0	0	0	0	0	0
at Bal 12/22	W	1/1	6	4	2	0.0	0.0	0	0	0	0	0	0	0	0
vs. Buf 12/29	W	1/1	4	4	0	0.0	0.0	0	0	0	0	0	0	0	0
<b>Totals</b>		<b>12-4</b>	<b>13/44</b>	<b>35</b>	<b>9</b>	<b>0.0</b>	<b>0.0</b>	<b>4</b>	<b>12</b>	<b>14</b>	<b>0</b>	<b>13</b>	<b>1</b>	<b>0</b>	<b>0</b>

## 2013 Postseason

Game	W/L	P/S	T	S	A	Sk	Yds	Int	Yds	Lg	TD	PD	FF	FR	Yds
vs. Ind 1/11/14 †W	1/1	4	2	2	0.0	0.0	0	0	0	0	0	0	0	0	0
at Den 1/19/14 #L	1/1	1	1	0	0.0	0.0	0	0	0	0	0	0	0	0	0
<b>Totals</b>		<b>1-1</b>	<b>2/2</b>	<b>5</b>	<b>3</b>	<b>2</b>	<b>0.0</b>	<b>0.0</b>	<b>0</b>	<b>0</b>	<b>0</b>	<b>0</b>	<b>0</b>	<b>0</b>	<b>0</b>

† Denotes AFC Divisional Playoff Game, # Denotes AFC Championship Game

## 2016 Denver Broncos

Game	W/L	P/S	T	S	A	Sk	Yds	Int	Yds	Lg	TD	PD	FF	FR	Yds
CAR 9/8	W	1/1	1	0	1	0.0	0.0	0	0	0	0	1	0	0	0
IND 9/18	W	1/1	2	2	0	0.0	0.0	1	46	46t	1	2	0	0	0
at CIN 9/25	W	1/1	5	5	0	0.0	0.0	0	0	0	0	1	0	0	0
at TB 10/2	W	1/1	3	3	0	0.0	0.0	2	40	25	0	2	0	0	0
vs. ATL 10/9	L	1/1	2	1	1	0.0	0.0	0	0	0	0	2	0	0	0
at SD 10/13	L	1/1	3	3	0	0.0	0.0	0	0	0	0	0	0	0	0
vs. HOU 10/24	W	1/1	4	3	1	0.0	0.0	0	0	0	0	3	0	0	0
vs. SD 10/30	W														
at OAK 11/6	L														
at NO 11/13	W														
vs. KC 11/27	L	1/1	5	3	2	0.0	0.0	0	0	0	0	0	0	0	0
at JAX 12/4	W	1/1	3	3	0	0.0	0.0	0	0	0	0	1	0	0	0
at TEN 12/11	L	1/1	2	1	1	0.0	0.0	0	0	0	0	0	0	0	0
vs. NE 12/18	L	1/1	5	3	2	0.0	0.0	0	0	0	0	0	0	0	0
at KC 12/25	L	1/1	4	2	2	0.0	0.0	0	0	0	0	0	0	0	0
vs. Oak 1/1/17	W	1/1	4	3	1	0.0	0.0	0	0	0	0	0	0	0	0
<b>Totals</b>		<b>9-7</b>	<b>13/43</b>	<b>43</b>	<b>32</b>	<b>11</b>	<b>0.0</b>	<b>0.0</b>	<b>3</b>	<b>86</b>	<b>46t</b>	<b>1</b>	<b>12</b>	<b>0</b>	<b>0</b>

## 2014 Denver Broncos

Game	W/L	P/S	T	S	A	Sk	Yds	Int	Yds	Lg	TD	PD	FF	FR	Yds
vs. Ind 9/7	W	1/1	4	4	0	0.0	0.0	0	0	0	0	3	0	0	0
vs. KC 9/14	W	1/1	2	2	0	0.0	0.0	0	0	0	0	1	0	0	0
at Sea 9/21	L	1/1	6	5	1	0.0	0.0	0	0	0	0	1	0	0	0
vs. Ari 10/5	W	1/1	3	3	0	0.0	0.0	0	0	0	0	0	0	0	0
at NYJ 10/12	W	1/1	4	4	0	0.0	0.0	1	22	22t	1	2	0	0	0
vs. SF 10/19	W	1/1	2	2	0	0.0	0.0	1	3	3	0	1	0	0	0
vs. SD 10/23	W	1/1	7	6	1	0.0	0.0	0	0	0	0	2	0	0	0
at NE 11/2	L	1/1	7	7	0	0.0	0.0	0	0	0	0	0	0	0	0
at Oak 11/9	W	1/1	2	1	1	0.0	0.0	0	0	0	0	1	0	0	0
at StL 11/16	L	1/1	4	2	2	0.0	0.0	0	0	0	0	0	0	0	0
vs. Mia 11/23	W	1/1	2	2	0	0.0	0.0	0	0	0	0	0	1	0	0
at KC 11/30	W														
vs. Buf 12/7	W	1/1	4	3	1	0.0	0.0	0	0	0	0	0	0	0	0
at SD 12/14	W	1/1	8	7	1	0.0	0.0	1	4	4	0	3	0	0	0
at Cin 12/22	L	1/1	4	3	1	0.0	0.0	1	33	33t	1	3	0	0	0
vs. Oak 12/28	W	1/1	4	3	1	1.0	8.0	0	0	0	0	0	0	0	0
<b>Totals</b>		<b>12-4</b>	<b>15/51</b>	<b>63</b>	<b>54</b>	<b>9</b>	<b>1.0</b>	<b>8.0</b>	<b>4</b>	<b>62</b>	<b>33t</b>	<b>2</b>	<b>17</b>	<b>1</b>	<b>0</b>

# AQIB TALIB GAME-BY-GAME CONT.



## 2012 Tampa Bay Buccaneers/New England Patriots

Game	W/L	P/S	T	S	A	Sk	Yds	Int	Yds	Lg	TD	PD	FF	FR	Yds	
vs. Car 9/9	W	1/1	3	2	1	0.0	0.0	0	0	0	0	1	0	0	0	
at NYG 9/16	L	1/1	8	8	0	0.0	0.0	0	0	0	0	4	0	0	0	
at Dal 9/23	L	1/1	7	7	0	0.0	0.0	1	0	0	0	1	0	0	0	
vs. Was 9/30	L	1/1	3	3	0	0.0	0.0	0	0	0	0	1	0	0	0	
vs. Den 10/7	W	0/0				Inactive										
at Sea 10/14	L	0/0				Inactive										
vs. NYJ 10/21	W	0/0				Inactive										
vs. Buf 11/11	W	0/0				Did Not Play										
vs. Ind 11/18	W	1/1	7	5	2	0.0	0.0	1	59	59t	1	1	0	0	0	
at NYJ 11/22	W	1/1	2	1	1	0.0	0.0	0	0	0	0	0	0	0	0	
at Mia 12/2	W	1/1	3	2	1	0.0	0.0	0	0	0	0	0	0	0	0	
vs. Hou 12/10	W	1/1	2	2	0	0.0	0.0	0	0	0	0	1	0	0	0	
vs. SF 12/16	L	1/1	4	2	2	0.0	0.0	0	0	0	0	0	0	1	5	
at Jax 12/23	W	1/0	1	1	0	0.0	0.0	0	0	0	0	0	0	0	0	
vs. Mia 12/30	W	0/0				Did Not Play										
<b>Totals</b>			<b>10/9</b>	<b>40</b>	<b>33</b>	<b>7</b>	<b>0.0</b>	<b>0.0</b>	<b>2</b>	<b>59</b>	<b>59t</b>	<b>1</b>	<b>9</b>	<b>0</b>	<b>1</b>	<b>5</b>

## 2012 Postseason

Game	W/L	P/S	T	S	A	Sk	Yds	Int	Yds	Lg	TD	PD	FF	FR	Yds
vs. Hou 1/13/13 †	W	1/1	10	9	1	0.0	0.0	0	0	0	0	0	0	0	0
vs. Bal 1/20/13 #	L	1/1	0	0	0	0.0	0.0	0	0	0	0	1	0	0	0
<b>Totals</b>			<b>1-1</b>	<b>2/2</b>	<b>10</b>	<b>9</b>	<b>1</b>	<b>0.0</b>	<b>0.0</b>	<b>0</b>	<b>0</b>	<b>1</b>	<b>0</b>	<b>0</b>	<b>0</b>

† Denotes AFC Divisional Playoff Game, # Denotes AFC Championship Game

## 2010 Tampa Bay Buccaneers

Game	W/L	P/S	T	S	A	Sk	Yds	Int	Yds	Lg	TD	PD	FF	FR	Yds	
vs. Cle 9/12	L	0/0				Reserve/Suspended										
at CAR 9/19	W	1/1	3	3	0	0.0	0.0	1	21	21	0	1	0	0	0	
vs. PIT 9/26	W	1/1	2	2	0	0.0	0.0	1	0	0	0	1	0	0	0	
at CIN 10/10	W	1/1	7	7	0	0.0	0.0	1	0	0	0	1	0	0	0	
vs. NO 10/17	L	1/1	4	4	0	0.0	0.0	0	0	0	0	0	0	0	0	
vs. STL 10/24	W	1/1	4	4	0	0.0	0.0	0	0	0	0	0	0	0	0	
at ARI 10/31	L	1/1	7	6	1	0.0	0.0	2	45	45t	1	2	0	0	0	
at ATL 11/7	L	1/1	6	5	1	0.0	0.0	0	0	0	0	1	0	0	0	
vs. CAR 11/14	L	1/1	9	8	1	0.0	0.0	0	0	0	0	1	0	0	0	
at SF 11/21	L	1/1	1	1	0	0.0	0.0	0	0	0	0	1	0	0	0	
at BAL 11/28	L	1/1	5	5	0	0.0	0.0	1	25	25	0	2	0	0	0	
vs. ATL 12/5	L	1/1	2	2	0	0.0	0.0	0	0	0	0	1	0	0	0	
<b>Totals</b>			<b>4-12</b>	<b>11/11</b>	<b>50</b>	<b>47</b>	<b>3</b>	<b>0.0</b>	<b>0.0</b>	<b>6</b>	<b>91</b>	<b>45t</b>	<b>1</b>	<b>11</b>	<b>0</b>	<b>0</b>

Placed on Injured Reserve

## 2008 Tampa Bay Buccaneers

Game	W/L	P/S	T	S	A	Sk	Yds	Int	Yds	Lg	TD	PD	FF	FR	Yds	
at NO 9/7	L	1/0	1	1	0	0.0	0.0	0	0	0	0	0	0	0	0	
vs. Atl 9/14	W	1/0	0	0	0	0.0	0.0	1	2	2	0	1	0	0	0	
at Chi 9/21	W	0/0				Inactive										
vs. GB 9/28	W	1/0	4	3	1	0.0	0.0	0	0	0	0	0	0	0	0	
at Den 10/5	L	1/0	1	1	0	0.0	0.0	0	0	0	0	0	0	0	0	
vs. Car 10/12	W	1/0	3	2	1	0.0	0.0	1	11	11	0	2	0	0	0	
vs. Sea 10/19	W	1/0	0	0	0	0.0	0.0	1	19	19	0	1	0	0	0	
at Dal 10/26	L	1/0	2	2	0	0.0	0.0	0	0	0	0	1	0	0	0	
at KC 11/2	W	1/1	1	0	1	0.0	0.0	0	0	0	0	1	0	0	0	
vs. Min 11/16	W	1/0	2	2	0	0.0	0.0	0	0	0	0	1	0	0	0	
at Det 11/23	W	1/0	2	1	1	0.0	0.0	0	0	0	0	0	0	0	0	
vs. NO 11/30	W	1/1	5	3	2	0.0	0.0	0	0	0	0	1	0	0	0	
at Car 12/8	L	1/0	2	1	1	0.0	0.0	0	0	0	0	0	0	0	0	
at Atl 12/14	L	1/0	1	1	0	0.0	0.0	1	0	0	0	1	0	0	0	
vs. SD 12/21	L	1/0	1	1	0	0.0	0.0	0	0	0	0	1	0	0	0	
vs. Oak 12/28	L	1/0	2	1	1	0.0	0.0	0	0	0	0	0	0	0	0	
<b>Totals</b>			<b>9-7</b>	<b>15/2</b>	<b>27</b>	<b>19</b>	<b>8</b>	<b>0.0</b>	<b>0.0</b>	<b>4</b>	<b>32</b>	<b>19</b>	<b>0</b>	<b>9</b>	<b>0</b>	<b>0</b>

## 2011 Tampa Bay Buccaneers

Game	W/L	P/S	T	S	A	Sk	Yds	Int	Yds	Lg	TD	PD	FF	FR	Yds	
vs. DET 9/11	L	1/1	4	4	0	0.0	0.0	1	28	28t	1	3	0	0	0	
at MIN 9/18	W	1/1	3	3	0	0.0	0.0	0	0	0	0	0	0	0	0	
vs. ATL 9/25	W	1/1	7	7	0	0.0	0.0	0	0	0	0	0	0	0	0	
vs. IND 10/3	W	1/1	2	2	0	0.0	0.0	0	0	0	0	0	0	0	0	
at SF 10/9	L	1/1	1	1	0	0.0	0.0	0	0	0	0	1	0	0	0	
vs. NO 10/16	W	1/1	2	2	0	0.0	0.0	0	0	0	0	0	0	0	0	
vs. CHI 10/23	L	1/1	6	6	0	0.0	0.0	0	0	0	0	1	0	0	0	
at NO 11/6	L	1/1	7	7	0	0.0	0.0	0	0	0	0	1	0	0	0	
vs. HOU 11/13	L	1/1	3	3	0	0.0	0.0	0	0	0	0	0	0	0	0	
at GB 11/20	L	1/1	3	3	0	0.0	0.0	0	0	0	0	3	0	0	0	
at TEN 11/24	L	1/1	3	2	1	0.0	0.0	1	27	27t	1	1	1	0	0	
vs. CAR 12/4	L	1/1	0	0	0	0.0	0.0	0	0	0	0	0	0	0	0	
at JAX 12/11	L	0/0				Inactive										
vs. DAL 12/17	L	1/1	1	1	0	0.0	0.0	0	0	0	0	0	0	0	0	
at CAR 12/24	L	0/0				Injured Reserve										
at ATL 1/1/12	L	0/0				Injured Reserve										
<b>Totals</b>			<b>4-12</b>	<b>13/13</b>	<b>42</b>	<b>41</b>	<b>1</b>	<b>0.0</b>	<b>0.0</b>	<b>2</b>	<b>55</b>	<b>28t</b>	<b>2</b>	<b>11</b>	<b>1</b>	<b>0</b>

## 2009 Tampa Bay Buccaneers

Game	W/L	P/S	T	S	A	Sk	Yds	Int	Yds	Lg	TD	PD	FF	FR	Yds
vs. Dal 9/13	L	1/1	4	4	0	0.0	0.0	0	0	0	0	2	0	0	0
at Buf 9/20	L	1/1	6	4	2	0.0	0.0	0	0	0	0	0	0	0	0
vs. NYG 9/27	L	1/1	4	4	0	0.0	0.0	0	0	0	0	0	0	0	0
at Was 10/4	L	1/1	5	4	1	0.0	0.0	3	61	32	0	3	0	0	0
at Phi 10/11	L	1/1	3	3	0	0.0	0.0	0	0	0	0	1	0	0	0
vs. Car 10/18	L	1/1	3	3	0	0.0	0.0	0	0	0	0	0	0	0	0
vs. NE 10/25	L	1/1	5	5	0	0.0	0.0	1	23	23	0	1	0	0	0
vs. GB 11/8	W	1/1	3	3	0	0.0	0.0	1	15	15	0	1	0	0	0
at Mia 11/15	L	1/1	5	5	0	0.0	0.0	0	0	0	0	1	0	0	0
vs. NO 11/22	L	1/1	4	3	1	0.0	0.0	0	0	0	0	0	0	0	0
at Atl 11/29	L	1/1	3	3	0	0.0	0.0	0	0	0	0	1	0	0	0
at Car 12/6	L	0/0				Inactive									
vs. NYJ 12/13	L	1/1	4	4	0	0.0	0.0	0	0	0	0	1	0	1	-5
at Sea 12/20	W	1/1	6	5	1	0.0	0.0	0	0	0	0	0	0	0	0
at NO 12/27	W	1/1	7	6	1	0.0	0.0	0	0	0	0	1	0	0	0
vs. Atl 1/3/10	L	1/1	7	6	1	0.0	0.0	0	0	0	0	2	0	0	0
<b>Totals</b>			<b>3-13&lt;/</b>												

# 88 MICHAEL THOMAS

Wide Receiver // Southern Miss. // Chicago, Ill.

Ht./Wt.: 6-1/189

NFL Exp.: 3rd (4th Rams)

GP/GS: 25/1, (Playoffs): (0/0)

Birth Date: 8/16/1994

Acquired: D6C-2016 (No. 206)

**TRANSACTIONS:** Placed on injured/reserve (9/18/18)...selected by Los Angeles in the sixth round (206th overall) of the 2016 NFL Draft (4/30/16).

**PRO:** Third-year pro has appeared in 25 games with one start...played in 2018 season opener before being placed on season-ending injured reserve...totaled 130 yards receiving on eight receptions in his career.

**2019 SEASON:**...**at Carolina (9/8):** Played 17 special teams snaps (49 percent).

**2018 SEASON:** **at Oakland (9/10):** Appeared in 12 special teams plays...**vs. Arizona (9/16):** Declared inactive...placed on injured/reserve (9/18/18).

**2017 SEASON:** Finished the regular season with five receptions for 93 yards in his sophomore campaign...**at Jacksonville (10/15):** Saw first action of the 2017 season, primarily on special teams...**at Minnesota (11/19):** Hauled in one catch for 12 yards...**at Arizona (12/3):** Recorded one kick return for 15 yards...**vs. Philadelphia (12/10):** Blocked an Eagles P Donnie Jones punt and CB Blake Countess scooped it up and ran it 16 yards for a touchdown...**vs. San Francisco (12/31):** Made his first career start at wide receiver...led the team in receiving yards with three catches for 75 yards, including a 50-yard reception...**Wild Card vs. Atlanta (1/6/18):** Declared Inactive.

**2016 SEASON:** Played in 15 games as a rookie...became a significant contributor on special teams while racking up six special teams tackles...**vs. Buffalo (10/9):** Returned three kickoffs for 62 yards...recorded a special teams tackle...**at New England (12/4):** Saw action at wide receiver and on special teams...recorded three special teams tackles, giving him five on the season...**vs. Atlanta (12/11):** Caught his first NFL pass from QB Jared Goff for a 16 yard gain...returned six kickoffs for 118 yards, including a long of 41 yards...**at Seattle (12/15):** Caught one pass for six yards...**Week 17 vs. Arizona (1/1):** Hauled in a 15 yard reception...recorded his sixth special teams tackle of the season.

**COLLEGE:** As a senior in 2015, named honorable mention All-Conference USA...set a single-season school marks his senior campaign with 1,391 receiving yards and added 14 touchdown receptions...played in 13-of-14 games...tallied 71 receptions for 19.6 yards/reception...had at least one touchdown catch in each of his final 10 games...notched 100-yard receiving games eight times, including a season-high 190 yards and two scoring grabs against Washington in the Zaxby's Heart of Dallas Bowl (12/26)...also had a 162-yard receiving game that included an acrobatic one-handed touchdown catch that was featured on ESPN's Top 10 plays at Louisiana Tech (11/28)...had a 155 receiving yard and three touchdown performance against North Texas (10/3)...ranks second at the school in career 100-yard games with the program with 10...first on the team in 20-plus yard plays with 34 (28 receptions, six kick returns) to go along with five touchdown grabs of 50 or more yards...in 2014, named All-Conference USA (Honorable Mention)...played in all 12 games on the season, made nine starts...tallied 592 receiving yards and 625 kickoff return yards for 1,217 all-purpose yards...finished the year with 592 yards receiving on 41 catches and five touchdowns...finished with a season-high two touchdowns...notched a pair of 100-yard receiving games...notched six games with 100 or more all-purpose yards, including a pair of 200+ games – Louisiana Tech (222) and Middle Tennessee (207)...in 2013, attended Dodge City Community College...led DCCC with 42 receptions for 709 yards (70.9 yards per game/16.9 average) with three touchdowns in 10 games...named Honorable Mention All-American...in 2012, attended College of Dupage as a freshman.

**PERSONAL:** Lettered at DuSable High School in Chicago, Ill....helped the Panthers to the State Playoffs as a senior...named first-team All-District as a junior and senior...scored 29 touchdowns combined as a junior and senior...as a senior, notched six touchdowns in a game against Carver HS...son of Lisa Wilson and Michael Thomas...has an older brother, Nate Brown...majored in interdisciplinary studies.

## MICHAEL THOMAS NFL STATISTICS



### NFL STATISTICS

Year	Team	G/S	Receiving			NFL			Kickoff Returns			TD
			No.	Yards	Avg.	Long	TD	Att.	Yards	Avg.	Long	
2016	Los Angeles Rams	15/0	3	37	12.3	16	0	9	180	20.0	41	0
2017	Los Angeles Rams	8/1	5	93	18.6	50	0	1	15	15.0	15	0
2018	Los Angeles Rams	1/0	0	0	0.0	0	0	0	0	0	0	0
2019	Los Angeles Rams	1/0	0	0	0.0	0	0	0	0	0	0	0
<b>Totals</b>		<b>25/1</b>	<b>8</b>	<b>130</b>	<b>16.3</b>	<b>50</b>	<b>0</b>	<b>10</b>	<b>195</b>	<b>19.5</b>	<b>41</b>	<b>0</b>

**Additional Career Statistics:** Special Teams Tackles: Rams: 2016 (6), 2017 (1), Total: (7).

# MICHAEL THOMAS GAME-BY-GAME



## 2019 Los Angeles Rams

Game	W/L	G/S	Receiving					Att.	Rushing					PR	Returns							
			No.	Yards	Avg.	Long	TD		Yards	Avg.	Long	TD	FC		Yards	Long	TD	KR	Yards	Avg.	Long	TD
at Car 9/8	W	1/0	0	0	0.0	0	0	0	0	0.0	0	0	0	0	0	0	0	0	0	0.0	0	0
NO 9/15																						
at Cle 9/22																						
at Sea 10/3																						
SF 10/13																						
at Atl 10/20																						
Cin 10/27																						
at Pit 11/10																						
Chi 11/17																						
Bal 11/25																						
KC 11/19																						
at Ari 12/1																						
Sea 12/8																						
at Dal 12/15																						
SF TBD																						
Ari 12/29																						
<b>Totals</b>	<b>1-0</b>	<b>1/0</b>	<b>0</b>	<b>0</b>	<b>0.0</b>	<b>0</b>	<b>0</b>	<b>0</b>	<b>0</b>	<b>0.0</b>	<b>0</b>	<b>0</b>	<b>0</b>	<b>0</b>	<b>0</b>	<b>0</b>	<b>0</b>	<b>0</b>	<b>0</b>	<b>0.0</b>	<b>0</b>	<b>0</b>

## 2018 Los Angeles Rams

Game	W/L	G/S	Receiving					Att.	Rushing					PR	Returns							
			No.	Yards	Avg.	Long	TD		Yards	Avg.	Long	TD	FC		Yards	Long	TD	KR	Yards	Avg.	Long	TD
at Oak 9/10	W	1/0	0	0	0.0	0	0	0	0	0.0	0	0	0	0	0	0	0	0	0	0.0	0	0
Ari 9/16	W	0/0							Inactive													
<b>Totals</b>	<b>2-0</b>	<b>1/0</b>	<b>0</b>	<b>0</b>	<b>0.0</b>	<b>0</b>	<b>0</b>	<b>0</b>	<b>0</b>	<b>0.0</b>	<b>0</b>	<b>0</b>	<b>0</b>	<b>0</b>	<b>0</b>	<b>0</b>	<b>0</b>	<b>0</b>	<b>0</b>	<b>0.0</b>	<b>0</b>	<b>0</b>

## 2017 Los Angeles Rams

Game	W/L	G/S	Receiving					Att.	Rushing					PR	Returns							
			No.	Yards	Avg.	Long	TD		Yards	Avg.	Long	TD	FC		Yards	Long	TD	KR	Yards	Avg.	Long	TD
Ind 9/10	W	0/0																				
Was 9/17	L	0/0							Suspended													
at SF 9/21	W	0/0							Suspended													
at Dal 10/1	W	0/0							Suspended													
Sea 10/8	L	0/0							Reserve/Commissioner Exempt													
at Jax 10/15	W	1/0	0	0	0.0	0	0	0	0	0.0	0	0	0	0	0	0	0	0	0	0.0	0	0
Ari 10/22	W	0/0							Inactive													
at NYG 11/5	W	0/0							Inactive													
Hou 11/12	W	0/0							Inactive													
at Min 11/19	L	1/0	1	12	12.0	12	0	0	0	0.0	0	0	0	0	0	0	0	0	0	0.0	0	0
NO 11/26	W	1/0	0	0	0.0	0	0	0	0	0.0	0	0	0	0	0	0	0	0	0	0.0	0	0
at Ari 12/3	W	1/0	0	0	0.0	0	0	0	0	0.0	0	0	0	0	0	0	0	1	15	15.0	15	0
Phi 12/10	L	1/0	1	6	6.0	6	0	0	0	0.0	0	0	0	0	0	0	0	0	0	0.0	0	0
at Sea 12/17	W	1/0	0	0	0.0	0	0	0	0	0.0	0	0	0	0	0	0	0	0	0	0.0	0	0
at Ten 12/24	W	1/0	0	0	0.0	0	0	0	0	0.0	0	0	0	0	0	0	0	0	0	0.0	0	0
SF 12/31	L	1/1	3	75	25.0	50	0	0	0	0.0	0	0	0	0	0	0	0	0	0	0.0	0	0
<b>Totals</b>	<b>11-5</b>	<b>8/1</b>	<b>5</b>	<b>93</b>	<b>18.6</b>	<b>50</b>	<b>0</b>	<b>0</b>	<b>0</b>	<b>0.0</b>	<b>0</b>	<b>0</b>	<b>0</b>	<b>0</b>	<b>0</b>	<b>0</b>	<b>0</b>	<b>1</b>	<b>15</b>	<b>15.0</b>	<b>15</b>	<b>0</b>

## 2017 Postseason

Atl 1/6/18	L	0/0							Inactive													
<b>Totals</b>	<b>0-1</b>	<b>0/0</b>	<b>0</b>	<b>0</b>	<b>0.0</b>	<b>0</b>	<b>0</b>	<b>0</b>	<b>0</b>	<b>0.0</b>	<b>0</b>	<b>0</b>	<b>0</b>	<b>0</b>	<b>0</b>	<b>0</b>	<b>0</b>	<b>0</b>	<b>0</b>	<b>0.0</b>	<b>0</b>	<b>0</b>

## 2016 Los Angeles Rams

Game	W/L	G/S	Receiving					Att.	Rushing					PR	Returns							
			No.	Yards	Avg.	Long	TD		Yards	Avg.	Long	TD	FC		Yards	Long	TD	KR	Yards	Avg.	Long	TD
at SF 9/12	L	1/0	0	0	0.0	0	0	0	0	0.0	0	0	0	0	0	0	0	0	0	0.0	0	0
Sea 9/18	W	1/0	0	0	0.0	0	0	0	0	0.0	0	0	0	0	0	0	0	0	0	0.0	0	0
at TB 9/25	W	1/0	0	0	0.0	0	0	0	0	0.0	0	0	0	0	0	0	0	0	0	0.0	0	0
at Ari 10/2	W	1/0	0	0	0.0	0	0	0	0	0.0	0	0	0	0	0	0	0	0	0	0.0	0	0
Buf 10/9	L	1/0	0	0	0.0	0	0	0	0	0.0	0	0	0	0	0	0	0	3	62	20.7	22	0
at Det 10/16	L	1/0	0	0	0.0	0	0	0	0	0.0	0	0	0	0	0	0	0	0	0	0.0	0	0
NYG 10/23	L	1/0	0	0	0.0	0	0	0	0	0.0	0	0	0	0	0	0	0	0	0	0.0	0	0
Car 11/6	L	1/0	0	0	0.0	0	0	0	0	0.0	0	0	0	0	0	0	0	0	0	0.0	0	0
at NYJ 11/13	W	1/0	0	0	0.0	0	0	0	0	0.0	0	0	0	0	0	0	0	0	0	0.0	0	0
Mia 11/20	L	1/0	0	0	0.0	0	0	0	0	0.0	0	0	0	0	0	0	0	0	0	0.0	0	0
at NO 11/27	L	1/0	0	0	0.0	0	0	0	0	0.0	0	0	0	0	0	0	0	0	0	0.0	0	0
at NE 12/4	L	1/0	0	0	0.0	0	0	0	0	0.0	0	0	0	0	0	0	0	0	0	0.0	0	0
Atl 12/11	L	1/0	1	16	16.0	16	0	0	0	0.0	0	0	0	0	0	0	0	6	118	19.7	41	0
at Sea 12/15	L	1/0	1	6	6.0	6	0	0	0	0.0	0	0	0	0	0	0	0	0	0	0.0	0	0
SF 12/24	L	0/0																				
Ari 1/1/17	L	1/0	1	15	15.0	15	0	0	0	0.0	0	0	0	0	0	0	0	0	0	0.0	0	0
<b>Totals</b>	<b>4-12</b>	<b>15/0</b>	<b>3</b>	<b>37</b>	<b>12.3</b>	<b>16</b>	<b>0</b>	<b>0</b>	<b>0</b>	<b>0.0</b>	<b>0</b>	<b>0</b>	<b>0</b>	<b>0</b>	<b>0</b>	<b>0</b>	<b>0</b>	<b>9</b>	<b>180</b>	<b>20.0</b>	<b>41</b>	<b>0</b>



# 14 NSIMBA WEBSTER

Wide Receiver // Eastern Washington // Antioch, Calif.

Ht./Wt.: 5-10/180

NFL Exp.: Rookie

GP/GS, (Playoffs): 0/0, (0/0)

Birth Date: 1/27/1996

Acquired: UDFA-2019

**TRANSACTIONS:** Signed by the Rams as an undrafted rookie free agent (5/14/19).

**2019 SEASON:** Signed to the Rams 53-man roster...at Carolina (9/8): Declared inactive.

**COLLEGE:** Played in 44 games at Eastern Washington...totaled 156 receptions for 2,233 yards and 18 touchdowns...returned 48 kicks for the Eagles, totaling 1,114 yards and averaged 23.2 yards per kickoff return...added three kick returns of 40-plus yards in his college career...as a senior in 2018, played in 15 games for the Eagles...posted 1,379 yards on 84 receptions...scored 11 receiving touchdowns...averaged 16.4 yards per reception and 91.9 yards receiving per game in his final season at Eastern...earned First-Team All-Big Sky accolades...as a junior in 2017, named Third Team All-Big Sky honors...started EWU's first 10 games as a wide receiver and played in a total of 11 games in 2017...finished the

season with 693 yards on 59 receptions with five touchdowns...as a sophomore in 2016, played in eight games as a wide receiver and kick returner...missed six games with an injury suffered on a 65-yard kickoff return against UC Davis...caught six passes for 64 yards...returned 15 kickoffs for 379 yards...in 2015, as a redshirt freshman, finished with with 772 all-purpose yards...played in 10 games with one start...finished the year with seven catches for 97 yards...added 680 yards on 31 kickoff returns...ranked eighth in the Big Sky with a 21.9 average per return, with a long of 47...the 680 return yards ranked as the 10th-most in school history.

**PERSONAL:** Prepped at Deer Valley High...communication studies major at Eastern...parents are Marcus and Batala Webster...has a twin brother, Nzuzi, who played cornerback for the Eagles...mother, Batala, is a native of the Democratic Republic of the Congo.

## NSIMBA WEBSTER NFL STATISTICS



### REGULAR SEASON

Year	Team	G/S	No.	Receiving				Att.	Rushing			
				Yards	Avg.	Long	TD		Yards	Avg.	Long	TD
2019	Los Angeles Rams	0/0	0	0	0.0	0	0	0	0	0.0	00	0
<b>Totals</b>		<b>0/0</b>	<b>0</b>	<b>0</b>	<b>0.0</b>	<b>0</b>	<b>0</b>	<b>0</b>	<b>0</b>	<b>0.0</b>	<b>0</b>	<b>0</b>

# NSIMBA WEBSTER GAME-BY-GAME



## 2019 Los Angeles Rams

Game	W/L	P/S	Receiving				Rushing							
			No.	Yards	Avg.	Long	TD	Att.	Yards	Avg.	Long	TD		
at Car 9/8	W	0/0												
NO 9/15														
at Cle 9/22														
TB 9/29														
at Sea 10/3														
SF 10/13														
at Atl 10/20														
Cin 10/27														
at Pit 11/10														
Chi 11/17														
Bal 11/25														
at Ari 12/1														
Sea 12/8														
at Dal 12/15														
SF TBD														
Ari 12/29														
<b>Totals</b>	<b>1-0</b>	<b>0/0</b>	<b>0</b>	<b>0</b>	<b>0.0</b>	<b>0</b>	<b>0</b>	<b>0</b>	<b>0</b>	<b>0.0</b>	<b>0</b>	<b>0</b>	<b>0</b>	<b>0</b>



# 32 ERIC WEDDLE

Safety // Utah // Rancho Cucamonga, Calif.

Ht./Wt.: 5-11/195

NFL Exp.: 13th (1st Rams)

GP/GS: 186/171, (Playoffs): (9/6)

Birth Date: 1/4/1985

Acquired: FA-2019

**TRANSACTIONS:** Signed by the Rams (3/8/19)...released by Baltimore (3/7/19)...signed with Baltimore as an unrestricted free agent (3/15/16)...declared free agent (3/9/16)...signed by San Diego as a second-round draft choice (37th overall) in the 2007 NFL Draft (7/23/07).

**PRO:** 13th year pro, has played in 186 games with 171 starts...tallied 1,039 tackles (801 solo), 29 interceptions (four returned for touchdowns), 95 passes defensed, 9.5 sacks, eight forced fumbles and five fumble recoveries...his 29 career interceptions are tied for the most amongst active safeties the only active NFL safety with at least 1,000 tackles, 25 interceptions and at least 5.0 sacks in a career...in 2016, Weddle was one of three NFL safeties (Landon Collins & Kurt Coleman) with at least four interceptions and 1.0 sack...shared the NFL lead (Kyle Arrington and Charles Woodson) with a career-high seven interceptions in 2011...posted a team and career-high 125 tackles in 2008...scored on a fumble recovery, returning it a Chargers' franchise-record 86 yards, vs. Atl. (11/30/08).

**2019 SEASON:** Entering his first season with the Rams as a team captain...**at Carolina (9/8):** Played 26 snaps on defense recorded 6 tackles (two solo) in the season opening win over the Panthers.

**2018 SEASON:** Started all 16 regular season games and one playoff contest...earned his sixth Pro Bowl after registering 68 tackles (54 solo), three passes defensed and 1.0 sack for the league's No. 1 overall (292.9 ypg) and No. 2 scoring (17.9 points/game) defense...his six career Pro Bowls tie Earl Thomas for most among active safeties...**vs. Buffalo (9/9):** Led the secondary and posted one QB hit for a defense that registered 6.0 sacks, two interceptions and limited the Bills to just 153 yards of offense in the 47-3 season-opening win...**at Pittsburgh (9/30):** Registered four solo tackles for a defense that allowed the Steelers just 47 second-half yards in the 26-14...**at Cleveland (10/7):** Recorded his first sack of the season, resulting in a nine-yard loss...added eight tackles (seven solo) for a defense that registered 10 tackles for loss and 5.0 sacks in the contest...**vs. New Orleans (10/21):** Posted seven tackles (five solo)...helped limit the Saints to just 205 passing yards...registered the 1,000th tackle of his career...**at Atlanta (12/2):** Recorded two solo tackles and one pass defensed...**at Kansas City (12/9):** Registered six tackles (five solo), a QB hit and one pass defensed...**at Chargers (12/22):** Posted two solo tackles for a defense that limited the Chargers to a season-low 198 total yards...**Wild Card Round vs. Chargers (1/6/19):** Recorded seven solo tackles, including a tackle for loss, for a defense that limited the Chargers to 243 total yards.

**2017 SEASON:** Earned his fifth Pro Bowl nod after registering 63 tackles, eight passes defensed, two forced fumbles, one fumble recovery and a team-leading six interceptions, which tied for the third-most in the NFL...started all 16 games for a unit that led the league in both takeaways (34) and interceptions (22) and finished ranked 12th overall (325.1 ypg)...**vs. Cleveland (9/17):** Posted four tackles and one interception for a unit that forced five turnovers (four interceptions and one fumble recovery)...**vs. Pittsburgh (10/1):** Tallied a team-high eight tackles and produced the 25th interception of his career on the first drive of the second half...**vs. Chicago (10/15):** Posted five tackles and forced one fumble (recovered by the Ravens)...**at Tennessee**



**(11/5):** Returned a QB Marcus Mariota interception 22 yards and posted four solo tackles...**at Green Bay (11/19):** Produced his team-leading fourth interception of the season and added four tackles for a defense that forced five turnovers, registered 6.0 sacks and posted its third shutout of the 2017 season in a 23-0 win...**vs. Detroit (12/3):** Posted three tackles and contributed to two Ravens' takeaways, earning one forced fumble on a sack and returning an interception 45 yards for a touchdown...**at Cleveland (12/17):** Registered his sixth interception of the season and 10th since 2016 for a defense that produced four takeaways and held the Browns to 146 passing yards.

**2016 SEASON:** Earned his fourth Pro Bowl nod, posting 89 tackles (48 solo), 1.0 sack, one forced fumble, a team-leading four interceptions and a single-season career-high 13 passes defensed...as a team, finished first in the league with 18 interceptions (tied, SD and KC)...Baltimore also allowed the NFL's fifth-fewest rushing yards (89.4 ypg) and ranked seventh overall (322.1 ypg)...his four interceptions were tied for fifth among safeties in 2016...**at Cleveland (9/18):** Secured a second-quarter interception and posted six stops (five solo) for a defense that posted a shutout in the final three quarters in a 25-20, come-from-behind win...**at Jacksonville (9/25):** Recorded four solo tackles and a tied for team-high two passes defensed for a unit that limited the Jaguars to 216 yards of total offense...**at New York Giants (10/16):** Stripped WR Odell Beckham Jr. on the Giants' first play...finished with seven tackles (four solo) and one forced fumble...**at New York Jets (10/23):** Finished second on the team with 10 tackles...**vs. Cleveland (11/10):** Posted four solo stops and one interception...he returned the interception 25 yards...part of a defense that limited the Browns to 144 yards of total offense...**vs. Miami (12/4):** Recorded a career-long 53-yard interception return after picking off QB Ryan Tannehill...part of a defense that produced three interceptions and allowed just 277 total yards...**at New England (12/12):** Intercepted QB Tom Brady in the end zone to prevent a Patriots' touchdown...tallied a team-high 11 tackles, including 1.0 sack...marked the first time in his career that he posted a sack and INT in the same game...**vs. Philadelphia (12/18):** Finished second on the team with nine tackles.

**2015 SEASON:** Started all 13 games he played for the Chargers

in his final season with the franchise...led the Chargers secondary with 75 tackles (52 solo), adding 0.5 sacks, six passes defended and one fumble recovery, before being placed on injured reserve (groin) on 12/28...**vs. Cleveland (10/4)**: Posted 10 tackles, 0.5 sack...added one special teams stop...**vs. Chicago (11/9)**: Registered a season-high 13 tackles (nine solo) and one fumble recovery after missing two games due to injury (groin)...**vs. Denver (12/6)**: Led the team with a career-high three passes defended...added six tackles (four solo)...**at Oakland (12/24)**: Tallied three tackles (one solo) before leaving the contest due to a second-quarter injury (groin).

**2014 SEASON**: Earned his third Pro Bowl...named Chargers Defensive Player of the Year...earned First-Team All-Pro accolades...posted a team-high 104 tackles (82 solo), one interception, eight passes defended and forced two fumbles while starting all 16 games...**vs. Jacksonville (9/28)**: Notched four tackles (three solo)...helped secure a 33-14 victory with a fourth-quarter interception which he returned 17 yards...**vs. Kansas City (10/19)**: Posted 10 tackles (eight solo) and two special teams stops in his 100th-career start...**at Denver (10/23)**: Recorded a team and season-high 11 tackles (nine solo)...forced one fumble...**at San Francisco (12/20)**: Tallied nine tackles (seven solo) and forced one fumble...set up a game-winning field goal by forcing a fumble on the second play of overtime.

**2013 SEASON**: Earned Pro Bowl and Chargers Defensive Player of the Year honors after totaling a team-high 103 tackles (78 solo), 1.0 sack, two interceptions, nine passes defended, forced one fumble and added two fumble recoveries...started all 16 regular season games and both postseason contests...posted 10 tackles (six solo), one pass defended and one special teams stop in postseason action...**vs. Dallas (9/29)**: Posted six stops and one pass defended...added a touchdown-saving tackle on the Chargers' one-yard line...the tackle resulted in a fumble and Chargers' touchback...**at Washington (11/3)**: Registered a season and game-high 14 tackles (eight solo) in his 100th-career game...**at Kansas City (11/24)**: Sealed a 41-38 victory with a tackle, forced fumble and fumble recovery on the game's final play...finished with five solo tackles...**vs. Cincinnati (12/1)**: Posted six tackles (five solo), one interception, which he returned 21 yards...one tackle for loss, one special teams stop and one fumble recovery, which he returned 27 yards to set up a fourth-quarter field goal...**vs. Oakland (12/22)**: Set up a San Diego scoring drive (scored three plays later) with a second-quarter interception...finished with four tackles (two solo) and one QB hit...**vs. Kansas City (12/29)**: Recorded a game-high 12 tackles (nine solo), two tackles for loss and two special teams stops...extended the Chargers' game-winning drive by converting a first down on a two-yard rush on fourth-and-two in overtime.

**2012 SEASON**: Named the Chargers' MVP with a team-high 97 tackles (83 solo), 1.0 sack, three interceptions (one returned for a touchdown), eight passes defended and forced two fumbles...started all 16 games...**vs. Tennessee (9/16)**: Recorded an interception...added three solo tackles...**at Kansas City (9/30)**: Recorded an interception and added five solo stops...**at New Orleans (10/7)**: Strip-sacked QB Drew Brees on the Saints' opening drive...finished the game with seven tackles (six solo)...**at Denver (11/18)**: Returned a QB Peyton Manning interception 23 yards for a touchdown, ending Manning's streak of 231-straight passes at home without a pick...added six tackles (five solo)...**vs. Carolina (12/16)**: Posted a game-high-tying 10 tackles (seven solo) and executed a fake punt with a four-yard run for first down from team's own 28-yard line late in third quarter...**vs. Oakland (12/30)**: Posted eight tackles (seven solo)...added a six-yard first-down carry on a fourth-and-one fake punt in the second quarter.

**2011 SEASON**: Garnered Pro Bowl, Chargers Defensive Player of Year and First-Team All-Pro honors...tallied 84 tackles (66 solo), a career-high seven interceptions (tied for NFL's most) and 11 passes defended...started all 16 games...**vs. Kansas City (9/25)**: Intercepted a fourth-quarter QB Matt Cassel pass with 55 seconds remaining to clinch a 20-17 victory...added three tackles (two solo)...**vs. Miami (10/2)**: Sealed a 26-16 victory with a fourth-quarter interception...added eight tackles (six solo) and one QB hit in the contest...**at New York Jets (10/23)**: Secured a touchdown-saving interception (returned 25 yards) on the San Diego goal-line...finished with six tackles (five solo)...**at Kansas City (10/31)**: Established a career-high two interceptions...added seven solo tackles on Monday Night Football...**at Jacksonville (12/5)**: Set up a San Diego scoring drive with a second-quarter

interception...tallied four tackles...**vs. Buffalo (12/1)**: Intercepted QB Ryan Fitzpatrick, his career-best seventh interception of the season...tallied three stops (two solo).

**2010 SEASON**: Started all 16 games...earned *Associated Press* Second-Team All-Pro recognition after totaling 95 tackles (79 solo), 0.5 sack, two interceptions (one returned for a touchdown) and 10 passes defended...**at Houston (11/7)**: Deflected QB Matt Schaub's pass intended for WR Jacoby Jones in the end zone, finishing the game with eight stops (seven solo), one tackle for loss and two passes defended...**at Indianapolis (11/28)**: Returned a QB Peyton Manning interception 41 yards for a touchdown...added four solo stops...posted two passes defended...**at Cincinnati (12/26)**: Totaled a career-high 16 tackles (11 solo)...added one pass defended...**at Denver (1/2/11)**: Recorded six tackles (five solo)...added one interception.

**2009 SEASON**: Played in 13 regular season games and one postseason contest...led the Chargers' defensive backs with 82 tackles (68 solo)...added 1.5 sacks, two interceptions (one returned for a touchdown), seven passes defended and a career-high seven tackles for loss...**at Baltimore (9/20)**: Tallied a team-high and season-best 10 tackles (nine solo), including one tackle for loss...**vs. Miami (9/27)**: Returned a QB Chad Henne interception 31 yards, marking his first pick-six...added seven tackles (six solo)...**at Tennessee (12/25)**: Secured a third-quarter interception, to help clinch a No. 2 playoff seed and 42-17 victory...added four tackles (three solo)...finished with one interception, one tackle for loss and two passes defended...**Divisional Round vs. New York Jets (1/17/10)**: Recorded a team-high eight solo tackles...added 1.0 sack and one tackle for loss.

**2008 SEASON**: Established a career high and a team-leading 125 tackles (103 solo)...added 1.0 sack, one interception, five passes defended and one fumble recovery (returned for a franchise-record 86 yards and a touchdown)...started all 16 games and two postseason contests...**vs. New York Jets (9/22)**: Finished with seven tackles (five solo)...snared one interception...**vs. Atlanta (11/30)**: Returned a fumble 86 yards (franchise record) for his first-career touchdown...added 10 tackles (seven solo)...**vs. Denver (12/28)**: Tallied a season-high-tying 11 tackles (10 solo) and one pass defended in the AFC West clinching 52-21 victory...**Wild Card Round vs. Indianapolis (1/3/09)**: Posted seven tackles (six solo), including one tackle for loss...added a game-high three passes defended...**Divisional Round at Pittsburgh (1/11/09)**: Registered a game-high 11 stops (nine solo), including 1.0 sack and one tackle for loss.

**2007 SEASON**: Played in 15 regular season games and three postseason contests as a rookie...had 48 tackles (37 solo), 1.0 sack (-5 yards), one interception and six passes defended...**vs. Chicago (9/9)**: Recorded four solo tackles, 1.0 sack and two QB hits in his NFL debut...**vs. Houston (10/28)**: Secured his first-career interception...added four tackles (three solo)...added one QB hit and one pass defended...**Divisional Round at Indianapolis (1/13/08)**: Intercepted a QB Peyton Manning pass in the endzone.

**COLLEGE**: Two-time Mountain West Conference Defensive Player of Year and First-Team All-MWC honoree (2005-06)...tabbed a First-Team (senior) and Second-Team (junior) All-America recipient...named to Utah's Football Leadership Committee (2004) and earned freshman All-America recognition (2003)...became the only MWC player to score a passing, rushing, interception return and fumble recovery touchdown in a season (2006) and career...competed in 48 games (45 starts) at Utah, totaling 277 tackles (165 solo), a conference-record 18 interceptions (three returned for touchdowns), a school-record nine forced fumbles, 22.5 tackles for loss and 10 sacks...posted 64 stops (40 solo), a MWC-record-tying seven interceptions (second in school history), one forced fumble, three fumble recoveries, 2.5 tackles for loss and 1.0 sack as a senior in 2006...named Walter Camp National Player of Week after registering three interceptions (two returned for touchdowns) and one rushing score vs. San Diego State...majored in special education at Utah.

**PERSONAL**: Weddle married his high school sweetheart, Chanel, in July 2005 and the couple has four children: Brooklyn, Silver, Gaige and Kamri...Chanel surprised Eric with the news that she was pregnant with Brooklyn on the day he was drafted...Chanel played soccer at Utah State...frequently plays basketball and golf and enjoys movie nights and bowling with his family...hit his first-ever hole-in-one in Jan. 2014 and has a single-digit handicap...

distributed coats and warm weather gear to homeless men at the annual Helping Up Mission Coat Distribution in downtown Baltimore in 2017...joined teammates in serving as celebrity shoppers at the Ravens' annual Holiday Helpers events at Target to shop for holiday gifts with Baltimore youth in need...helped promote PLAY 60, the NFL movement for an active generation, by participating in an assembly at Summit Park Elementary School...joined Ravens alumni and teammates during former Raven Lardarius Webb's annual turkey distribution event to serve a warm meal to families in need...prepped at Alta Loma (CA) HS, where he was a two-time

Mt. Baldy League Offensive and Defensive MVP, three-time all-league honoree, two-time All-California Interscholastic Federation recipient and Mt. Baldy Rookie of the Year...recorded 129 tackles, five interceptions, four forced fumbles, five fumble recoveries, 587 rushing yards, 965 passing yards and 27 overall touchdowns as a senior in 2002...also lettered in basketball and baseball...Weddle, whose grandmother is a two-time breast cancer survivor, supports awareness for the disease.

## ERIC WEDDLE NFL STATISTICS



### REGULAR SEASON

Year	Team	G/S	Tackles			Sacks	Yards	Interceptions			TD	PD	Fumbles		Yards
			Total	Solo	Asst.			Int.	Yards	Long			FF	FR	
2007	San Diego Chargers	15/0	48	37	11	1.0	5.0	1	0	0	0	6	0	0	0
2008	San Diego Chargers	16/16	125	103	22	1.0	3.0	1	3	3	0	5	0	1	86
2009	San Diego Chargers	13/13	82	68	14	1.5	9.5	2	44	31t	1	7	0	0	0
2010	San Diego Chargers	16/16	95	79	16	0.5	4.0	2	64	41t	1	10	0	0	0
2011	San Diego Chargers	16/16	84	66	18	0.0	0.0	7	89	26	0	11	0	0	0
2012	San Diego Chargers	16/16	97	83	14	1.0	0.0	3	52	23t	1	8	2	2	0
2013	San Diego Chargers	16/16	103	78	25	1.0	6.0	2	21	21	0	9	1	2	27
2014	San Diego Chargers	16/16	104	82	22	0.0	0.0	1	17	17	0	8	2	0	0
2015	San Diego Chargers	13/13	75	52	23	0.5	4.0	0	0	0	0	6	0	1	0
2016	Baltimore Ravens	16/16	89	48	41	1.0	5.0	4	92	53	0	13	1	0	0
2017	Baltimore Ravens	16/16	63	49	14	1.0	7.0	6	85	45t	1	8	2	1	0
2018	Baltimore Ravens	16/16	68	54	14	1.0	9.0	0	0	0	0	3	0	0	0
2019	Los Angeles Rams	1/1	6	2	4	0.0	0.0	0	0	0	0	0	0	0	0
<b>Totals</b>		<b>186/171</b>	<b>1,039</b>	<b>801</b>	<b>238</b>	<b>9.5</b>	<b>52.5</b>	<b>29</b>	<b>467</b>	<b>53</b>	<b>4</b>	<b>94</b>	<b>8</b>	<b>7</b>	<b>113</b>

### POSTSEASON

Year	Team	G/S	Tackles			Sacks	Yards	Interceptions			TD	PD	Fumbles		Yards
			Total	Solo	Asst.			Int.	Yards	Long			FF	FR	
2007	San Diego Chargers	3/0	12	7	5	0.0	0.0	1	0	0	0	1	0	0	0
2008	San Diego Chargers	2/2	18	15	3	1.0	4.0	0	0	0	0	3	0	0	0
2009	San Diego Chargers	1/1	8	8	0	1.0	7.0	0	0	0	0	0	0	0	0
2013	San Diego Chargers	2/2	10	6	4	0.0	0.0	0	0	0	0	1	0	0	0
2018	Baltimore Ravens	1/1	7	7	0	0.0	0.0	0	0	0	0	0	0	0	0
<b>Totals</b>		<b>9/6</b>	<b>55</b>	<b>43</b>	<b>12</b>	<b>2.0</b>	<b>11.0</b>	<b>1</b>	<b>0</b>	<b>0</b>	<b>0</b>	<b>5</b>	<b>0</b>	<b>0</b>	<b>0</b>

#### Regular Season Single Game Highs:

Total Tackles – 16, at Cincinnati (12/26/10)

Sacks – 1.0, eight times, last at Cleveland (10/7/18)

Interceptions – 2, at Kansas City (10/31/11)

Passes Defensed – 3, vs. Denver (12/6/15)

**Special Teams Tackles:** (38): 2007 (6); 2008 (2); 2010 (1); 2011 (4); 2013 (12); 2014 (10); 2015 (3)

**Additional Career Statistics:** Returned a punt for 18 yards vs. Pit. (11/4/18); Has 2 fumble recoveries in 2012 (10/15/12 vs. Den. and 10/28/12 at Cle.)

# ERIC WEDDLE GAME-BY-GAME



## 2019 Los Angeles Rams

Game	W/L	P/S	T	S	A	Sk	Yds	Int	Yds	Lg	TD	PD	FF	FR	Yds
at Car 9/8	W	1/1	6	2	4	0.0	0.0	0	0	0	0	0	0	0	0
NO 9/15															
at Cle 9/22															
TB 9/29															
at Sea 10/3															
SF 10/13															
at Atl 10/20															
Cin 10/27															
at Pit 11/10															
Chi 11/17															
Bal 11/25															
at Ari 12/1															
Sea 12/8															
at Dal 12/15															
at SF TBD															
Ari 12/29															
<b>Totals</b>	<b>1-0</b>	<b>1/1</b>	<b>6</b>	<b>2</b>	<b>4</b>	<b>0.0</b>	<b>0.0</b>	<b>0</b>	<b>0</b>	<b>0</b>	<b>0</b>	<b>0</b>	<b>0</b>	<b>0</b>	<b>0</b>

## 2018 Baltimore Ravens

Game	W/L	P/S	T	S	A	Sk	Yds	Int	Yds	Lg	TD	PD	FF	FR	Yds
Buf 9/9	W	1/1	0	0	0	0.0	0.0	0	0	0	0	0	0	0	0
at Cin 9/13	L	1/1	7	6	1	0.0	0.0	0	0	0	0	1	0	0	0
Den 9/23	W	1/1	5	4	1	0.0	0.0	0	0	0	0	0	0	0	0
at Pit 9/30	W	1/1	4	4	0	0.0	0.0	0	0	0	0	0	0	0	0
at Cle 10/7	L	1/1	8	7	1	1.0	9.0	0	0	0	0	0	0	0	0
at Ten 10/14	W	1/1	4	2	2	0.0	0.0	0	0	0	0	0	0	0	0
NO 10/21	L	1/1	7	5	2	0.0	0.0	0	0	0	0	0	0	0	0
at Car 10/28	L	1/1	6	5	1	0.0	0.0	0	0	0	0	0	0	0	0
Pit 11/4	L	1/1	7	6	1	0.0	0.0	0	0	0	0	0	0	0	0
Cin 11/18	W	1/1	1	1	0	0.0	0.0	0	0	0	0	0	0	0	0
Oak 11/25	W	1/1	3	3	0	0.0	0.0	0	0	0	0	0	0	0	0
at Atl 12/2	W	1/1	2	2	0	0.0	0.0	0	0	0	0	1	0	0	0
at KC 12/9	L	1/1	6	5	1	0.0	0.0	0	0	0	0	1	0	0	0
TB 12/16	W	1/1	5	2	3	0.0	0.0	0	0	0	0	0	0	0	0
at LAC 12/22	W	1/1	2	2	0	0.0	0.0	0	0	0	0	0	0	0	0
Cle 12/30	W	1/1	1	0	1	0.0	0.0	0	0	0	0	0	0	0	0
<b>Totals</b>	<b>10-6</b>	<b>16/16</b>	<b>68</b>	<b>54</b>	<b>14</b>	<b>1.0</b>	<b>9.0</b>	<b>0</b>	<b>0</b>	<b>0</b>	<b>0</b>	<b>3</b>	<b>0</b>	<b>0</b>	<b>0</b>

## 2018 Postseason

Game	W/L	P/S	T	S	A	Sk	Yds	Int	Yds	Lg	TD	PD	FF	FR	Yds
LAC 1/6/19 *	L	1/1	7	7	0	0.0	0.0	0	0	0	0	0	0	0	0
<b>Totals</b>	<b>0-1</b>	<b>1/1</b>	<b>7</b>	<b>7</b>	<b>0</b>	<b>0.0</b>	<b>0.0</b>	<b>0</b>	<b>0</b>	<b>0</b>	<b>0</b>	<b>0</b>	<b>0</b>	<b>0</b>	<b>0</b>

\* Denotes AFC Wild Card Round

## 2017 Baltimore Ravens

Game	W/L	P/S	T	S	A	Sk	Yds	Int	Yds	Lg	TD	PD	FF	FR	Yds
at Cin 9/10	W	1/1	2	1	1	0.0	0.0	0	0	0	0	0	0	0	0
Cle 9/17	W	1/1	4	4	0	0.0	0.0	1	2	2	0	1	0	0	0
at Jax 9/24	L	1/1	4	4	0	0.0	0.0	0	0	0	0	0	0	0	0
Pit 10/1	L	1/1	8	4	4	0.0	0.0	1	0	0	2	0	0	0	0
at Oak 10/8	W	1/1	7	4	3	0.0	0.0	0	0	0	1	0	0	0	0
Chi 10/15	L	1/1	5	5	0	0.0	0.0	0	0	0	0	1	0	0	0
at Min 10/22	L	1/1	3	2	1	0.0	0.0	0	0	0	0	0	0	0	0
Mia 10/26	W	1/1	3	3	0	0.0	0.0	0	0	0	0	0	0	0	0
at Ten 11/5	L	1/1	4	4	0	0.0	0.0	1	22	0	1	0	0	0	0
at GB 11/19	W	1/1	4	4	0	0.0	0.0	1	3	0	0	1	0	0	0
Hou 11/27	W	1/1	5	5	0	0.0	0.0	0	0	0	0	0	0	0	0
Det 12/3	W	1/1	3	2	1	1.0	7.0	1	45	45t	1	1	1	0	0
at Pit 12/10	L	1/1	6	3	3	0.0	0.0	0	0	0	0	0	0	0	0
at Cle 12/17	W	1/1	2	1	1	0.0	0.0	1	13	13	0	1	0	0	0
Ind 12/23	W	1/1	2	2	0	0.0	0.0	0	0	0	0	0	0	0	0
Cin 12/31	L	1/1	1	1	0	0.0	0.0	0	0	0	0	0	0	1	0
<b>Totals</b>	<b>9-7</b>	<b>16/16</b>	<b>63</b>	<b>49</b>	<b>14</b>	<b>1.0</b>	<b>7.0</b>	<b>6</b>	<b>85</b>	<b>45t</b>	<b>1</b>	<b>8</b>	<b>2</b>	<b>1</b>	<b>0</b>

## 2016 Baltimore Ravens

Game	W/L	P/S	T	S	A	Sk	Yds	Int	Yds	Lg	TD	PD	FF	FR	Yds
Buf 9/11	W	1/1	4	3	1	0.0	0.0	0	0	0	0	1	0	0	0
at Cle 9/18	W	1/1	6	5	1	0.0	0.0	1	0	0	0	1	0	0	0
at Jax 9/25	W	1/1	4	4	0	0.0	0.0	0	0	0	0	2	0	0	0
Oak 10/2	L	1/1	1	0	1	0.0	0.0	0	0	0	0	1	0	0	0
Was 10/9	L	1/1	5	1	4	0.0	0.0	0	0	0	0	0	0	0	0
at NYG 10/16	L	1/1	7	4	3	0.0	0.0	0	0	0	0	0	1	0	0
at NYJ 10/23	L	1/1	10	3	7	0.0	0.0	0	0	0	0	0	0	0	0
Pit 11/6	W	1/1	4	2	2	0.0	0.0	0	0	0	0	1	0	0	0
Cle 11/10	W	1/1	4	4	0	0.0	0.0	1	25	25	0	1	0	0	0
at Dal 11/20	L	1/1	6	4	2	0.0	0.0	0	0	0	0	0	0	0	0
Cin 11/27	W	1/1	7	5	2	0.0	0.0	0	0	0	0	1	0	0	0
Mia 12/4	W	1/1	3	2	1	0.0	0.0	1	53	53	0	2	0	0	0
at NE 12/12	L	1/1	11	6	5	1.0	5.0	1	14	14	0	1	0	0	0
Phi 12/18	W	1/1	9	3	6	0.0	0.0	0	0	0	0	0	0	0	0
at Pit 12/15	L	1/1	4	2	2	0.0	0.0	0	0	0	0	1	0	0	0
at Cin 11/17	L	1/1	4	0	4	0.0	0.0	0	0	0	0	1	0	0	0
<b>Totals</b>	<b>8-8</b>	<b>16/16</b>	<b>89</b>	<b>48</b>	<b>41</b>	<b>1.0</b>	<b>5.0</b>	<b>4</b>	<b>91</b>	<b>53</b>	<b>0</b>	<b>13</b>	<b>1</b>	<b>0</b>	<b>0</b>

## 2015 San Diego Chargers

Game	W/L	P/S	T	S	A	Sk	Yds	Int	Yds	Lg	TD	PD	FF	FR	Yds
Det 9/13	W	1/1	7	7	0	0.0	0.0	0	0	0	0	2	0	0	0
at Cin 9/20	L	1/1	10	7	3	0.0	0.0	0	0	0	0	0	0	0	0
at Min 9/27	L	1/1	8	6	2	0.0	0.0	0	0	0	0	0	0	0	0
Cle 10/4	W	1/1	10	6	4	0.5	4.0	0	0	0	0	0	0	0	0
Pit 10/12	L	1/1	3	1	2	0.0	0.0	0	0	0	0	0	0	0	0
at GB 10/18	L	1/1	2	2	0	0.0	0.0	0	0	0	0	0	0	0	0
Oak 10/25	L					Inactive									
at Bal 11/1	L					Inactive									
Chi 11/9	L	1/1	13	9	4	0.0	0.0	0	0	0	0	0	0	1	0
KC 11/22	L	1/1	4	1	3	0.0	0.0	0	0	0	0	0	0	0	0
at Jax 11/29	W	1/1	4	4	0	0.0	0.0	0	0	0	0	0	0	0	0
Den 12/6	L	1/1	6	4	2	0.0	0.0	0	0	0	0	3	0	0	0
at KC 12/13	L	1/1	3	3	0	0.0	0.0	0	0	0	0	0	0	0	0
Mia 12/20	W	1/1	2	1	1	0.0	0.0	0	0	0	1	0	0	0	0
at Oak 12/24	L	1/1	3	1	2	0.0	0.0	0	0	0	0	0	0	0	0
at Den 1/3/16	L					Inactive									
<b>Totals</b>	<b>4-12</b>	<b>13/13</b>	<b>75</b>	<b>52</b>	<b>23</b>	<b>0.5</b>	<b>4.0</b>	<b>0</b>	<b>0</b>	<b>0</b>	<b>0</b>	<b>6</b>	<b>0</b>	<b>1</b>	<b>0</b>

## 2014 San Diego Chargers

Game	W/L	P/S	T	S	A	Sk	Yds	Int	Yds	Lg	TD	PD	FF	FR	Yds
at Ari 9/8	L	1/1	4	3	1	0.0	0.0	0	0	0	0	2	0	0	0
Sea 9/14	W	1/1	4	3	1	0.0	0.0	0	0	0	0	0	0	0	0
at Buf 9/21	W	1/1	10	9	1	0.0	0.0	0	0	0	0	1	0	0	0
Jax 9/28	W	1/1	4	3	1	0.0	0.0	1	17	17	0	1	0	0	0
NYJ 10/5	W	1/1	4	4	0	0.0	0.0	0	0	0	0	0	0	0	0
at Oak 10/12	W	1/1	7	3	4	0.0	0.0	0	0	0	0	1	0	0	0
KC 10/19	L	1/1	10	8	2	0.0	0.0	0	0	0	0	0	0	0	0
at Den 10/23	L	1/1	11	9	2	0.0	0.0	0	0	0	0	0	1	0	0
at Mia 11/2	L	1/1	5	5	0	0.0	0.0	0	0	0	0	0	0	0	0
Oak 11/16	W	1/1	4	3	1	0.0	0.0	0	0	0	0	1	0	0	0

# ERIC WEDDLE GAME-BY-GAME CONT.



## 2011 San Diego Chargers

Game	W/L	P/S	T	S	A	Sk	Yds	Int	Yds	Lg	TD	PD	FF	FR	Yds
Min 9/11	W	1/1	4	3	1	0.0	0.0	0	0	0	0	0	0	0	0
at NE 9/18	L	1/1	11	8	3	0.0	0.0	0	0	0	0	0	0	0	0
KC 9/25	W	1/1	3	2	1	0.0	0.0	1	0	0	0	1	0	0	0
Mia 10/2	W	1/1	8	6	2	0.0	0.0	1	20	20	0	1	0	0	0
at Den 10/9	W	1/1	2	2	0	0.0	0.0	0	0	0	0	1	0	0	0
at NYJ 10/23	L	1/1	6	5	1	0.0	0.0	1	25	25	0	1	0	0	0
at KC 10/31	L	1/1	7	7	0	0.0	0.0	2	18	11	0	2	0	0	0
GB 11/6	L	1/1	2	1	1	0.0	0.0	0	0	0	0	0	0	0	0
Oak 11/10	L	1/1	9	7	2	0.0	0.0	0	0	0	0	0	0	0	0
at Chi 11/20	L	1/1	4	4	0	0.0	0.0	0	0	0	0	0	0	0	0
Den 11/27	L	1/1	6	4	2	0.0	0.0	0	0	0	0	0	0	0	0
at Jax 12/5	W	1/1	4	4	0	0.0	0.0	1	0	0	0	1	0	0	0
Buf 12/11	W	1/1	3	2	1	0.0	0.0	1	26	26	0	1	0	0	0
Bal 12/18	W	1/1	4	4	0	0.0	0.0	0	0	0	0	1	0	0	0
at Det 12/24	L	1/1	6	3	3	0.0	0.0	0	0	0	0	2	0	0	0
at Oak 1/11/12	W	1/1	5	4	1	0.0	0.0	0	0	0	0	0	0	0	0
<b>Totals</b>	<b>8-8</b>	<b>16/16</b>	<b>84</b>	<b>66</b>	<b>18</b>	<b>0.0</b>	<b>0.0</b>	<b>7</b>	<b>89</b>	<b>26</b>	<b>0</b>	<b>11</b>	<b>0</b>	<b>0</b>	<b>0</b>

## 2009 San Diego Chargers

Game	W/L	P/S	T	S	A	Sk	Yds	Int	Yds	Lg	TD	PD	FF	FR	Yds
at Oak 9/14	W	1/1	6	5	1	0.0	0.0	0	0	0	0	1	0	0	0
Bal 9/20	L	1/1	10	9	1	0.0	0.0	0	0	0	0	1	0	0	0
Mia 9/27	W	1/1	7	6	1	0.0	0.0	1	31t	31t	1	1	0	0	0
at Pit 10/4	L	1/1	7	5	2	0.0	0.0	0	0	0	0	0	0	0	0
Den 10/19	L	1/1	5	5	0	0.0	0.0	0	0	0	0	0	0	0	0
at KC 10/25	W	1/1	3	3	0	1.0	6.0	0	0	0	0	1	0	0	0
Oak 11/1	W	1/1	8	5	3	0.0	0.0	0	0	0	0	1	0	0	0
at NYG 11/8	W	1/1	9	8	1	0.0	0.0	0	0	0	0	0	0	0	0
Phi 11/15	W	1/1	6	5	1	0.0	0.0	0	0	0	0	1	0	0	0
at Den 11/22	W	1/1	7	5	2	0.5	3.5	0	0	0	0	0	0	0	0
KC 11/29	W	1/1	2	2	0	0.0	0.0	0	0	0	0	0	0	0	0
at Cle 12/6	W					Inactive									
at Dal 12/13	W					Inactive									
Cin 12/20	W	1/1	8	7	1	0.0	0.0	0	0	0	0	0	0	0	0
at Ten 12/25	W	1/1	4	3	1	0.0	0.0	1	13	13	0	2	0	0	0
Was 1/3/10	W					Inactive									
<b>Totals</b>	<b>13-3</b>	<b>13/13</b>	<b>82</b>	<b>68</b>	<b>14</b>	<b>1.5</b>	<b>9.5</b>	<b>2</b>	<b>44</b>	<b>31t</b>	<b>1</b>	<b>7</b>	<b>0</b>	<b>0</b>	<b>0</b>

## 2009 Postseason

Game	W/L	P/S	T	S	A	Sk	Yds	Int	Yds	Lg	TD	PD	FF	FR	Yds
NYJ 1/17/10	* L	1/1	8	8	0	1.0	7.0	0	0	0	0	0	0	0	0
<b>Totals</b>	<b>0-1</b>	<b>1/1</b>	<b>8</b>	<b>8</b>	<b>0</b>	<b>1.0</b>	<b>7.0</b>	<b>0</b>	<b>0</b>	<b>0</b>	<b>0</b>	<b>0</b>	<b>0</b>	<b>0</b>	<b>0</b>

\* Denotes AFC Divisional Round

## 2007 San Diego Chargers

Game	W/L	P/S	T	S	A	Sk	Yds	Int	Yds	Lg	TD	PD	FF	FR	Yds
Chi 9/9	W	1/1	4	4	0	1.0	5.0	0	0	0	0	0	0	0	0
at NE 9/16	L	1/1	5	3	2	0.0	0.0	0	0	0	0	0	0	0	0
at GB 9/23	L	1/1	2	1	1	0.0	0.0	0	0	0	0	0	0	0	0
KC 9/30	L	1/1	2	2	0	0.0	0.0	0	0	0	0	0	0	0	0
at Den 10/7	W	1/1	3	1	2	0.0	0.0	0	0	0	0	1	0	0	0
Oak 10/14	W	1/1	5	5	0	0.0	0.0	0	0	0	0	0	0	0	0
Hou 10/28	W	1/1	4	3	1	0.0	0.0	1	0	0	0	1	0	0	0
at Min 11/4	L	1/1	1	1	0	0.0	0.0	0	0	0	0	0	0	0	0
Ind 11/11	W	1/1	4	3	1	0.0	0.0	0	0	0	0	1	0	0	0
at Jax 11/18	L					Inactive									
Bal 11/25	W	1/1	2	2	0	0.0	0.0	0	0	0	0	1	0	0	0
at KC 12/2	W	1/1	4	3	1	0.0	0.0	0	0	0	0	0	0	0	0
at Ten 12/9	W	1/1	4	3	1	0.0	0.0	0	0	0	0	0	0	0	0
Det 12/16	W	1/1	1	1	0	0.0	0.0	0	0	0	0	1	0	0	0
Den 12/24	W	1/1	1	0	1	0.0	0.0	0	0	0	0	1	0	0	0
at Oak 12/30	W	1/1	6	5	1	0.0	0.0	0	0	0	0	0	0	0	0
<b>Totals</b>	<b>11-5</b>	<b>15/15</b>	<b>48</b>	<b>37</b>	<b>11</b>	<b>1.0</b>	<b>5.0</b>	<b>1</b>	<b>0</b>	<b>0</b>	<b>0</b>	<b>6</b>	<b>0</b>	<b>0</b>	<b>0</b>

## 2007 Postseason

Game	W/L	P/S	T	S	A	Sk	Yds	Int	Yds	Lg	TD	PD	FF	FR	Yds
Ten 1/6/08 *	W	1/0	0	0	0	0.0	0.0	0	0	0	0	0	0	0	0
at Ind 1/13/08 ^	W	1/0	5	2	3	0.0	0.0	1	0	0	0	1	0	0	0
at NE 1/20/08 !	L	1/0	7	5	2	0.0	0.0	0	0	0	0	0	0	0	0
<b>Totals</b>	<b>2-1</b>	<b>3/0</b>	<b>12</b>	<b>7</b>	<b>5</b>	<b>0.0</b>	<b>0.0</b>	<b>1</b>	<b>0</b>	<b>0</b>	<b>0</b>	<b>1</b>	<b>0</b>	<b>0</b>	<b>0</b>

\* Denotes AFC Wildcard Round, ^ denotes AFC Divisional Round, ! denotes AFC Champ.

## 2010 San Diego Chargers

Game	W/L	P/S	T	S	A	Sk	Yds	Int	Yds	Lg	TD	PD	FF	FR	Yds
at KC 9/13	L	1/1	1	1	0	0.0	0.0	0	0	0	0	0	0	1	0
Jax 9/19	W	1/1	5	3	2	0.5	4.0	0	0	0	0	0	0	0	0
at Sea 9/26	L	1/1	6	6	0	0.0	0.0	0	0	0	0	0	0	0	0
Ari 10/3	W	1/1	1	1	0	0.0	0.0	0	0	0	0	0	0	0	0
at Oak 10/10	L	1/1	3	2	1	0.0	0.0	0	0	0	0	0	0	0	0
at STL 10/17	L	1/1	12	11	1	0.0	0.0	0	0	0	0	1	0	0	0
NE 10/24	L	1/1	5	3	2	0.0	0.0	0	0	0	0	0	0	0	0
Ten 10/31	W	1/1	11	10	1	0.0	0.0	0	0	0	0	0	1	0	0
at Hou 11/7	W	1/1	8	7	1	0.0	0.0	0	0	0	0	2	0	0	0
Den 11/22	W	1/1	3	2	1	0.0	0.0	0	0	0	0	1	0	0	0
at Ind 11/28	W	1/1	4	4	0	0.0	0.0	1	41t	41t	1	2	0	0	0
Oak 12/5	L	1/1	6	5	1	0.0	0.0	0	0	0	0	0	0	0	0
KC 12/12	W	1/1	3	3	0	0.0	0.0	0	0	0	0	0	0	0	0
SF 12/16	W	1/1	5	5	0	0.0	0.0	0	0	0	0	0	0	0	0
at Cin 12/26	L	1/1	16	11	5	0.0	0.0	0	0	0	0	1	0	0	0
at Oak 1/2/11	W	1/1	6	5	1	0.0	0.0	1	23	23	0	1	0	0	0
<b>Totals</b>	<b>9-7</b>	<b>16/16</b>	<b>95</b>	<b>79</b>	<b>16</b>	<b>0.5</b>	<b>4.0</b>	<b>2</b>	<b>64</b>	<b>41t</b>	<b>1</b>	<b>10</b>	<b>0</b>	<b>0</b>	<b>0</b>

## 2008 San Diego Chargers

Game	W/L	P/S	T	S	A	Sk	Yds	Int	Yds	Lg	TD	PD	FF	FR	Yds
Car 9/7	L	1/1	11	7	4	0.0	0.0	0	0	0	0	0	0	1	0
at Den 9/14	L	1/1	4	3	1	0.0	0.0	0	0	0	0	0	0	0	0
NYJ 9/22	W	1/1	7	5	2	0.0	0.0	1	3	3	0	1	0	0	0
at Oak 9/28	W	1/1	7	7	0	0.0	0.0	0	0	0	0	0	0	0	0
at Mia 10/5	L	1/1	10	8	2	0.0	0.0	0	0	0	0	0	0	0	0
NE 10/12	W	1/1	10	10	0	0.0	0.0	0	0	0	0	0	0	1	0
at Buf 10/19	L	1/1	9	7	2	0.0	0.0	0	0	0	0	0	0	1	0
at NO 10/26	L	1/1	4	4	0	0.0	0.0	0	0	0	0	0	0	0	0
KC 11/9	W	1/1	4	4	0	1.0	3.0	0	0	0	0	0	0	0	0
at Pit 11/16	L	1/1	11	7	4	0.0	0.0	0	0	0	0	0	0	0	0
Ind 11/23	L	1/1	10	8	2	0.0	0.0	0	0	0	0	0	0	0	0
Atl 11/30	L	1/1	10	7	3	0.0	0.0	0	0	0	0	0	0	1	86
Oak 12/4	W	1/1	3	3	0	0.0	0.0	0	0	0	0	0	0	0	0
at KC 12/14	W	1/1	5	5	0	0.0	0.0	0	0	0	0	0	0	0	0
at TB 12/21	W	1/1	9	8	1	0.0	0.0	0	0	0	0	0	1	0	0
at Den 12/28	W	1/1	11	10	1	0.0	0.0	0	0	0	0	0	1	0	0
<b>Totals</b>	<b>8-8</b>	<b>16/16</b>	<b>125</b>	<b>103</b>	<b>22</b>	<b>1.0</b>	<b>3.0</b>	<b>1</b>	<b>3</b>	<b>3</b>	<b>0</b>	<b>5</b>	<b>0</b>	<b>1</b>	<b>86</b>



# 77 ANDREW WHITWORTH

Tackle // LSU // Monroe, La.

Ht./Wt.: 6-7/330

NFL Exp.: 14th (3rd Rams)

GP/GS: 200/196, (Playoffs): (10/10)

Birth Date: 12/12/1981

Acquired: FA-2017

**TRANSACTIONS:** Signed with Rams as a free agent (3/9/17)... signed contract extension with Bengals (9/23/15)... signed contract extension with Bengals (8/31/11)... signed contract extension with Bengals (7/27/08)... signed with Bengals (7/29/06)... selected by Cincinnati in the second round of 2006 NFL Draft (55th overall)... and named to the PFWA All-NFL Team in 2017.

**PRO:** 14th-year pro has competed in 200 regular season games with 196 starts and started all 10 postseason contests... four-time NFL Pro Bowler (2013, 2016, 2017, 2018)... named to the *Associated Press* All-Pro team in 2015... recorded three seasons with allowing only 1.0 sack or less (2007, 2014, 2016)... registered nine seasons (2006-2007, 2009, 2011-2015, 2018) in which his pass blocking has produced a 1,000 yard receiver... registered six seasons in which he blocked for three different 1,000-yard rushers (R. Johnson: 2006, C. Benson: 2009-2011, B. Green-Ellis: 2012, T. Gurley: 2017-18)... has recorded wins against all NFL teams with the exception of the Cincinnati Bengals, where he spent the first 11 years of his pro career... named the Rams 2018 Walter Payton Man of the Year for his commitment to contributing off the field.

**2019 SEASON:** Entering his third season with the Rams as a captain... **at Carolina (9/8):** Played all 77 offensive snaps... protected QB Jared Goff to complete 23 passes for 186 yards.

**2018 SEASON:** Played in all 16 games... was part of an offensive line that was named the Built Ford Tough Offensive Line of the Year... helped protect QB Jared Goff to throw for 4,688 yards and 32 touchdowns... **at Oakland (9/10):** Played all 63 offensive snaps... helped open up rushing lanes for RB Todd Gurley II to rush for 108 yards... **vs. Arizona (9/16):** Played in all 72 offensive snaps... protected QB Jared Goff to complete 24 passes for 354 yards... **vs. Chargers (9/23):** Appeared in 74 offensive snaps... helped the offense gain over 500 total yards... **vs. Minnesota (9/27):** Started at left tackle for all 55 offensive snaps... contributed to an offensive line that helped gain 556 total offensive yards... **at Seattle (10/7):** Played in all 66 offensive snaps... helped protect QB Jared Goff to throw for 321 yards... **at Denver (10/14):** Helped the offense gain 444 total yards... **at San Francisco (10/21):** Helped RB Todd Gurley II total three touchdowns and reach his 10th-consecutive game with a touchdown... **vs. Green Bay (10/28):** Appeared in all 78 offensive plays... guided the offense to gain 416 total yards... **at New Orleans (11/4):** Provided enough time for QB Jared Goff to throw for 391 yards... **vs. Seattle (11/11):** Appeared in all 65 offensive plays... helped guide the offense to gain 456 total yards and four touchdowns... **vs. Kansas City (11/19):** Appeared in all 80 offensive plays... helped protect QB Jared Goff to throw for over 400 yards... **at Detroit (12/2):** Appeared in all 69 offensive plays... protected RB Todd Gurley II to rush for two touchdowns... **at Arizona (12/23):** Appeared in 60 offensive plays... helped protect QB Jared Goff to rush for one touchdown... **vs. San Francisco (12/30):** Appeared in 26 offensive plays before exiting the game due to an injury in the second quarter... **Divisional Round vs. Dallas (1/12/19):** Appeared in all 79 offensive plays... helped pave the way for the Rams to rush for 273 yards, a postseason franchise record... **Championship Round at New Orleans (1/20/19):** Appeared in all 69 offensive plays... protected QB Jared Goff to complete 25 passes... **Super Bowl LIII (2/3/19):** Appeared in all 65 offensive plays.



**2017 SEASON:** Key part of the offensive line that helped the offense post 51 touchdowns... all five offensive linemen started 16 games, including the postseason... named Pro Bowl alternate... **at San Francisco (9/21):** Played all 67 offensive snaps, and paved the way for RB Todd Gurley who scored three total touchdowns... **at Dallas (10/1):** Played all 69 offensive snaps... helped give QB Jared Goff time in the pocket to throw for 255 yards and two touchdowns... **at New York Giants (11/5):** Goff had zero hits or sacks and threw for 311 yards and four touchdowns... **at Seattle (12/17):** Was a part of an offensive line unit that allowed RB Todd Gurley II to amass 180 yards from scrimmage and four touchdowns... **at Tennessee (12/24):** Helped pave the way for RB Todd Gurley who tallied 118 yards rushing and 158 receiving yards... **Wild Card vs. Atlanta (1/6/18):** Started at left tackle... helped pave the way for RB Todd Gurley II who notched 101 yards rushing on 14 carries.

**2016 SEASON:** Started all 16 regular season games at left tackle... earned a Pro Bowl nod for the second-consecutive season, third time in his career... **at New York Jets (9/11):** Contributed to an offensive line unit that helped QB Andy Dalton throw for 366 yards... **at Pittsburgh (9/18):** Blocked the blindside of QB Andy Dalton to produce 366 yards through the air... **vs. Denver (9/25):** Blocked for a rushing attack that totaled 143 net yards... **vs. Miami (9/29):** Helped the offense control possession for 38:02.

**2015 SEASON:** Started at left tackle in all 16 regular season games, including one playoff start in an AFC Wild Card matchup versus Pittsburgh... received Pro Bowl honors for the second time in his career... named to the All-Pro team by the *Associated Press*... **vs. San Diego (9/20):** Recorded second-straight game without allowing a sack... paved the way for an offensive unit to produce a 175-yard rushing output... **vs. Kansas City (10/4):** Contributed to an offensive line that allowed no sacks... helped guide Bengals to their first game in franchise history with more than 300 net passing yards (321) and four rushing touchdowns... **vs. Seattle (10/11):** Helped lead the rally from a 24-7 fourth-quarter deficit as Bengals became first team since Week 15 of the 2010 season to win after trailing by 17 or more in the final period.

**2014 SEASON:** Started 16 games at left tackle, including an AFC Wild Card playoff contest at Indianapolis... named first-team All-Pro by Peter King's *Monday Morning QB* and second-team All-Pro by *The Associated Press*... part of the protection that allowed no sacks in the first three games of the season, for first time in franchise history... helped lead a pass protection unit that helped the Bengals rank third in NFL in fewest sacks allowed (23) and least sack yardage allowed (130)... supported a rushing attack that ranked sixth in the league with 134.2 yards per game... **vs. Baltimore (10/26):** Helped power the way for three 1-yard



touchdown runs in goal line situations, including the game-winning touchdown by QB Andy Dalton on fourth-and-1 play late in fourth quarter...**at Cleveland (12/14)**: Contributed to an offense that powered 244 rushing yards, the highest rushing yardage total for the Bengals since Nov. 28, 2004 vs. Cleveland (253 yards)...**vs. Denver (12/22)**: Paved the way for the offense to produce 207 rushing yards in a playoff-clinching win.

**2013 SEASON**: Started all 14 regular season games he appeared in, starting at left tackle and left guard positions, including the Wild Card playoff match-up against San Diego...**vs. New York Jets (10/27)**: Contributed to pass protection that allowed only one sack, as QB Andy Dalton threw a career-best five touchdown passes...**vs. San Diego (1/5/14)**: Aided a 439-yard offensive output in the AFC Wild Card playoffs.

**2012 SEASON**: Selected to the Pro Bowl for the first time in his career...helped RB BenJarvus Green-Ellis post an NFL-leading 14 conversions on third-and-1 rushing plays, with only one failure to convert...part of the run-blocking effort for Green-Ellis to gain at least 100 yards four times in a five-game stretch, only second instance of a Bengals back getting four 100-yarders in five games.

**2011 SEASON**: Started at left tackle in every regular season game, and the AFC Wild Card playoff contest at Houston.

**2010 SEASON**: Started all 16 games at the left tackle position... helped Cincinnati's offense rank second in the AFC and sixth in the NFL in fewest sacks allowed per passing attempt (one every 22.07 passing attempts).

**2009 SEASON**: Voted by teammates as a team captain...guided team to a single-season record of eight games with a 100-yard rusher, including an individual club mark of six by RB Cedric Benson...**at Baltimore (10/11)**: Assisted RB Cedric Benson (27-for-120) to become first player in 40 games to rush for 100 yards against Baltimore...**vs. Chicago (10/25)**: Paved the way for RB Cedric Benson's career-high 189 rushing yard output, while also aiding a sack-free performance up front...**vs. New York Jets**

**Whitworth's Career Games/Starts:**

Year	Teams	GP/GS
2019	Los Angeles Rams	1/1
2018	Los Angeles Rams	16/16
	<i>Postseason</i>	3/3
2017	Los Angeles Rams	15/15
	<i>Postseason</i>	1/1
2016	Cincinnati Bengals	16/16
2015	Cincinnati Bengals	16/16
	<i>Postseason</i>	1/1
2014	Cincinnati Bengals	16/16
	<i>Postseason</i>	1/1
2013	Cincinnati Bengals	14/14

**(1/9/10)**: Guided RB Cedric Benson to a Bengals postseason-record 169 rushing yards in an AFC Wild Card playoff game.

**2008 SEASON**: Started the first 10 games at left guard, but suffered a season-ending ankle injury in Week 11 vs. Philadelphia.

**2007 SEASON**: Started all 16 games of the regular season at both left tackle and left guard...played on 1,041-of-1,047 offensive team snaps (99.4 percent) as Bengals set club record for fewest sacks allowed (17).

**2006 SEASON**: Veterans' injuries opened the door for the rookie to make 12 starts among his 16 games played...made 10-of-12 starts at left tackle...**vs. Cleveland (9/17)**: Earned first professional start in his second career game, opening at left guard.

**COLLEGE**: A pillar of the LSU offensive line from 2002-05, Whitworth never missed a game or a practice due to injury... closed career with the second-most starts (52) in NCAA Division I...played primarily left tackle and was credited with no sacks allowed as a senior, and only one as a junior...earned All-SEC First-Team honors as both a junior and senior, including a consensus nod as a senior...started every game as a sophomore in 2003 as LSU won the BCS national championship with a 13-1 mark...spent five years at LSU, including 2001 redshirt.

**PERSONAL**: Hometown is West Monroe, La...led West Monroe High School to three Class 5A state football titles, as a freshman, sophomore and senior...graduated from LSU in December 2005 with degree in general studies...former junior tennis champion in Louisiana, and is also an excellent golfer...a Bengals leader in community service, working through his BigWhit 77 Foundation... hosts a fund-raising golf tournament in Louisiana, and enjoys serving as a motivational speaker to youth groups, and is known for having personally reached out to families in need... married to his wife Melissa, with four children (twins Sarah and Drew, Michael, and Katherine).

		<i>Postseason</i>	
2012	Cincinnati Bengals		1/1
	<i>Postseason</i>		16/16
2011	Cincinnati Bengals		1/1
	<i>Postseason</i>		16/16
2010	Cincinnati Bengals		1/1
2009	Cincinnati Bengals		16/16
	<i>Postseason</i>		1/1
2008	Cincinnati Bengals		10/10
2007	Cincinnati Bengals		16/16
2006	Cincinnati Bengals		16/12
<b>Totals</b>			<b>200/196</b>
	<i>Postseason</i>		<b>10/10</b>



# DARIOUS WILLIAMS GAME-BY-GAME



## 2019 Los Angeles Rams

Game	W/L	P/S	T	S	A	Sk	Yds	Int	Yds	Lg	TD	PD	FF	FR	Yds
at Car 9/8	W	1/0	0	0	0	0.0	0.0	0	0	0	0	0	0	0	0
NO 9/15															
at Cle 9/22															
TB 9/29															
at Sea 10/3															
SF 10/13															
at Atl 10/20															
Cin 10/27															
at Pit 11/10															
Chi 11/17															
Bal 11/25															
at Ari 12/1															
Sea 12/8															
at Dal 12/15															
at SF TBD															
Ari 12/29															
<b>Totals</b>	<b>1-0</b>	<b>1/0</b>	<b>0</b>	<b>0</b>	<b>0</b>	<b>0.0</b>	<b>0.0</b>	<b>0</b>	<b>0</b>	<b>0</b>	<b>0</b>	<b>0</b>	<b>0</b>	<b>0</b>	<b>0</b>

## 2018 Los Angeles Rams

Game	W/L	P/S	T	S	A	Sk	Yds	Int	Yds	Lg	TD	PD	FF	FR	Yds
at Den10/14	W							Inactive							
at SF 10/21	W							Inactive							
GB 10/28	W							Inactive							
at NO 11/4	L							Inactive							
Sea 11/11	W							Inactive							
KC 11/19	W							Inactive							
at Det 12/2	W							Inactive							
at Chi 12/9	L							Inactive							
Phi 12/16	L							Inactive							
at Ari 12/23	W							Inactive							
SF 12/30	W	1/0	0	0	0	0.0	0.0	0	0	0	0	0	0	0	0
<b>Totals</b>	<b>8-3</b>	<b>1/0</b>	<b>0</b>	<b>0</b>	<b>0</b>	<b>0.0</b>	<b>0.0</b>	<b>0</b>	<b>0</b>	<b>0</b>	<b>0</b>	<b>0</b>	<b>0</b>	<b>0</b>	<b>0</b>

## 2018 Postseason

Game	W/L	P/S	T	S	A	Sk	Yds	Int	Yds	Lg	TD	PD	FF	FR	Yds
Dal 1/12/19 *	W	0/0						Inactive							
at NO 1/20/19 ^	W	0/0						Inactive							
NE 2/3/2019 !	L	0/0						Inactive							
<b>Totals</b>	<b>2-1</b>	<b>0/0</b>	<b>0</b>	<b>0</b>	<b>0</b>	<b>0.0</b>	<b>0.0</b>	<b>0</b>	<b>0</b>	<b>0</b>	<b>0</b>	<b>0</b>	<b>0</b>	<b>0</b>	<b>0</b>

\* Denotes NFC Divisional Playoff Game, ^ Denotes NFC Championship Playoff Game, ! Denotes Super Bowl LIII



# 17 ROBERT WOODS

Wide Receiver // USC // Gardena, Calif.

Ht./Wt.: 6-0/195

NFL Exp.: 7th (3rd Rams)

GP/GS: 86/76, (Playoffs): (4/4)

Birth Date: 4/10/1992

Acquired: FA-2017

**TRANSACTIONS:** Signed by the Rams as a free agent (3/9/17)... selected by the Buffalo Bills in the second round (41st overall) of the 2013 NFL Draft (4/26/13).

**PRO:** Seventh-year wide receiver enters his third season with the Rams, after signing as a free agent prior to the 2017 season... hauled in the third-longest reception in franchise history, a 94-yard touchdown reception from QB Jared Goff vs. Houston (11/12/17)...has played in 86 regular season games with 76 starts in addition to four postseason starts...posted his first 1,000-plus yard season in the NFL in 2018.

**2019 SEASON: at Carolina (9/8):** Started at wide receiver in Week 1 win...hauled in eight receptions for a team-high 70 yards...added 16 rushing yards on two carries.

**2018 SEASON:** Started all 16 regular season games at wide receiver...finished with a career-high in receiving yards (1,219), receptions (86) and touchdowns (six)...averaged 14.2 yards per reception...proved versatility by totaling 157 rushing yards on 19 carries and one rushing touchdown...**at Oakland (9/10):** Started at wide receiver...hauled in three receptions for 39 yards with a long 19-yard reception...**vs. Arizona (9/16):** Started at wide receiver...notched six receptions for 81 yards with a long 21-yard reception...**vs. Chargers (9/23):** Played in 74 offensive plays...led the team in receptions (10), receiving yards (104) and touchdowns (two)...marked his first 100-plus yard game of the season, sixth career...also his third career multi-touchdown game...tied two career-bests with 10 receptions and two touchdowns...added 13 rushing yards...**vs. Minnesota (9/27):** Caught all five targets for 101 yards and one touchdown...had his longest reception of the season (36 yards)...**at Seattle (10/7):** Recorded five receptions for a team-leading 92 yards...tallied a career-long 56-yard rush...rushed twice for 53 yards...**at Denver (10/14):** Led the team in receptions (seven) and receiving yards (109)...rushed the ball once for 12 yards...**at San Francisco (10/21):** Recorded his 300th career reception...led the team in receptions (five) and receiving yards (78) with a long of 32 yards...recorded one rushing attempt for six yards...**vs. Green Bay (10/28):** Caught five passes for 70 yards...**vs. New Orleans (11/4):** Had five receptions for 71 yards with a long of 19 yards...rushed the ball twice for four yards...**vs. Seattle (11/11):** Tallied four receptions for 89 yards...set a single-season career high in reception yards (832)...rushed the ball three times for 17 yards...**vs. Kansas City (11/19):** Caught four passes for 72 yards and one touchdown...**at Detroit (12/2):** Led the team in receptions (five) and reception yards (67)...had an eight-yard touchdown reception...rushed the ball twice for 11 yards...played one snap on special teams...**at Chicago (12/9):** Led the team in receptions (seven) and receiving yards (61)...eclipsed 1,000 total receiving yards, a new career best...**vs. Philadelphia (12/16):** Tallied seven receptions for 74 yards...rushed the ball once for 19 yards...recorded one offensive tackle...**at Arizona (12/23):** Led the team in receptions (six) and reception yards (89) with a long of 39 yards, which was a touchdown...rushed the ball twice for 15 yards and one touchdown...marked his first rushing touchdown of his career...**vs. San Francisco (12/30):** Had two receptions for 24 yards...rushed the ball once for one yard...**Divisional Round vs. Dallas (1/12/19):** Led the team in receptions (six) and reception yards (69)...rushed the ball once for nine yards...**Championship**

**Round at New Orleans (1/20/19):** Tallied six receptions for 33 yards...**Super Bowl LIII (2/3/19):** Totaled five receptions for 70 yards...rushed the ball once for five yards.

**2017 SEASON:** Finished the regular season with a career-high in receiving yards (781) on 56 catches...tallied five touchdowns...**at San Francisco (9/21):** Started at wide receiver...hauled in six receptions for 108 yards with a long 31-yard reception...marked his fourth 100-plus yard receiving game of his career...**at New York Giants (11/5):** Started at wide receiver...hauled in two touchdowns on 70 yards receiving...notched his first multi-touchdown game of his career...converted a third-and-33 with a 52-yard reception for a TD, only the third, third-and-30+ conversion since 1991...**vs. Houston (11/12):** Started at wide receiver...had a career day with eight receptions for 171 yards and two touchdowns...hauled in the third-longest reception in franchise history, a 94-yard touchdown reception from QB Jared Goff...**at Seattle (12/17):** Started at wide receiver...hauled in a 1-yard touchdown pass...**Wild Card vs. Atlanta (1/6/18):** Started at wide receiver...registered his third 100-plus receiving yard game this season and sixth game of his career... led the team in receptions (nine) and receiving yards (142)...his 142 receiving yards are the fourth-highest output in a single postseason game in Rams history.

**2016 SEASON:** Played in 13 games, started 10...led the Bills with 613 receiving yards...finished second on the team with 51 receptions...**at New England (10/2):** Hauled in seven receptions for 89 yards...**vs. San Francisco (10/16):** Caught five passes for 44 yards and a touchdown...**at Seattle (11/7):** Notched a career-high 10 receptions for 162 yards.

**2015 SEASON:** Played in 14 games, started nine...ended the year with 47 receptions for 552 yards and three touchdowns...**vs. New England (10/4):** Hauled in three passes for 60 yards and one touchdown...**at Jacksonville (10/25):** Tied a then career-high with nine receptions...added one touchdown on 84 yards receiving.

**2014 SEASON:** Started 15-of-16 games...finished the season with 65 receptions for 699 yards and five touchdowns...**vs. New England (10/12):** Led the Bills with seven receptions for 78 yards and one touchdown...**vs. New York Jets (10/26):** Set previous career highs with nine catches for 118 yards...also added one touchdown reception.

**2013 SEASON:** Started 13-of-14 games played...became the first Buffalo rookie receiver with 40 receptions since 2004...led the team in receiving yards three times...**vs. New England (9/8):** Caught his first career touchdown on an 18-yard reception from QB E.J. Manuel...**vs. Baltimore (9/29):** Led the Bills with 80 receiving yards...**at Jacksonville (12/15):** Set career highs with five receptions for 82 yards...all five of his receptions resulted in first downs...notched his third touchdown reception of the season.

**COLLEGE:** Started 38-of-38 games in his three-year career at USC...finished his career as the Trojans' all-time leader in receptions (252)...currently ranks eighth in program history with 2,930 receiving yards and second in receiving touchdowns (32)...also set the Trojans all-time record for most receptions in a game with 17 (9/3/11) vs. Minnesota...ended his time at USC with 200 total points scored...as a sophomore, led the Pac-12 with 9.3 receptions per game...in 2010, was named the Pac-10's

Offensive Freshman of the Year...became the first true freshman wide receiver to start the season opener at wide receiver in the post-World War II era.

**PERSONAL:** A member of the 2009 USA Today All-USA First Team as a senior at Serra High School in Gardena, Calif., after tallying 15 touchdowns and more than 1,100 receiving yards in addition to eight interceptions on defense while helping the school

to a 15-0 record and the California Division III championship...as a junior added 19 receiving touchdowns and seven interceptions on defense...also ran track at Serra, where he won the CIF Division IV 200 and 400-meter races and was a member of the winning 1,600-meter relay team...graduated with a bachelor's degree in policy, planning and development.

## ROBERT WOODS NFL STATISTICS

### REGULAR SEASON

Year	Team	G/S	No.	Receiving				Att.	Rushing			
				Yards	Avg.	Long	TD		Yards	Avg.	Long	TD
2013	Buffalo Bills	14/14	40	587	14.7	57	3	2	16	8.0	13	0
2014	Buffalo Bills	16/15	65	699	10.8	37	5	0	0	0.0	0	0
2015	Buffalo Bills	14/9	47	552	11.7	37	3	1	0	0.0	0	0
2016	Buffalo Bills	13/10	51	613	12.0	34	1	1	6	6.0	0	0
2017	Los Angeles Rams	12/11	56	781	13.9	94t	5	2	12	6.0	8	0
2018	Los Angeles Rams	16/16	86	1,219	14.2	39t	6	19	157	8.3	56	1
2019	Los Angeles Rams	1/1	8	70	8.8	22	0	2	16	8.0	20	0
<b>Totals</b>		<b>86/76</b>	<b>353</b>	<b>4,521</b>	<b>12.8</b>	<b>94t</b>	<b>23</b>	<b>27</b>	<b>207</b>	<b>7.7</b>	<b>56</b>	<b>1</b>

### POSTSEASON

Year	Team	G/S	No.	Receiving				Att.	Rushing			
				Yards	Avg.	Long	TD		Yards	Avg.	Long	TD
2017	Los Angeles Rams	1/1	9	142	15.8	38	0	0	0	0.0	0	0
2018	Los Angeles Rams	3/3	17	172	10.1	18	0	4	11	2.8	9	0
<b>Totals</b>		<b>4/4</b>	<b>26</b>	<b>314</b>	<b>12.1</b>	<b>38</b>	<b>0</b>	<b>4</b>	<b>11</b>	<b>2.8</b>	<b>9</b>	<b>0</b>

#### Regular Season Single Game Highs:

Receptions – 10 (twice), last vs. Los Angeles Chargers (9/23/18)  
 Reception Yards – 162, at Seattle (11/7/16)  
 Touchdowns – 2 (four times), last at Arizona Cardinals (12/23/18)  
 Longest Reception – 94t, vs. Houston (11/12/17)

#### Postseason Single Game Highs:

Receptions – 9, vs. Atlanta (1/6/18, NFC Wild Card)  
 Reception Yards – 142, vs. Atlanta (1/6/18, NFC Wild Card)  
 Longest Reception – 38, vs. Atlanta (1/6/18, NFC Wild Card)

## ROBERT WOODS GAME-BY-GAME



### 2019 Los Angeles Rams

Game	W/L	P/S	Receiving				TD	Att.	Rushing			
			No.	Yards	Avg.	Long			Yards	Avg.	Long	TD
at Car 9/8	W	1/1	8	70	8.0	22	0	2	16	8.0	20	0
NO 9/15												
at Cle 9/22												
TB 9/29												
at Sea 10/3												
SF 10/13												
at Atl 10/20												
Cin 10/27												
at Pit 11/10												
Chi 11/17												
Bal 11/25												
at Ari 12/1												
Sea 12/8												
at Dal 12/15												
SF TBD												
Ari 12/29												
<b>Totals</b>	<b>1-0</b>	<b>1/1</b>	<b>8</b>	<b>70</b>	<b>8.0</b>	<b>22</b>	<b>0</b>	<b>2</b>	<b>16</b>	<b>8.0</b>	<b>20</b>	<b>0</b>

### 2018 Los Angeles Rams

Game	W/L	P/S	Receiving				TD	Att.	Rushing			
			No.	Yards	Avg.	Long			Yards	Avg.	Long	TD
at Oak 9/10	W	1/1	3	37	12.3	20	0	1	6	6.0	6	0
Ari 9/16	W	1/1	6	81	13.5	21	0	0	0	0.0	0	0
LAC 9/23	W	1/1	10	104	10.4	22	2	3	13	4.3	8	0
Min 9/27	W	1/1	5	101	20.2	36	1	0	0	0.0	0	0
at Sea 10/7	W	1/1	5	92	18.4	31	0	2	53	26.5	56	0
at Den 10/14	W	1/1	7	109	15.6	28	0	1	12	12.0	12	0
at SF 10/21	W	1/1	5	78	15.6	32	0	1	6	6.0	6	0
GB 10/28	W	1/1	5	70	14.0	19	0	0	0	0.0	0	0
at NO 11/4	L	1/1	5	71	14.2	19	0	2	4	2.0	2	0
Sea 11/11	W	1/1	4	89	22.3	35	0	3	17	5.7	14	0
KC 11/19	W	1/1	4	72	18.0	36	1	0	0	0.0	0	0
at Det 12/2	W	1/1	5	67	13.4	23	1	2	11	5.5	9	0
at Chi 12/9	L	1/1	7	61	8.7	29	0	0	0	0.0	0	0
Phi 12/16	L	1/1	7	74	10.6	20	0	1	19	19.0	19	0
at Ari 12/23	W	1/1	6	89	14.8	39t	1	2	15	7.5	11	1
SF 12/30	W	1/1	2	24	12.0	18	0	1	1	1.0	1	0
<b>Totals</b>	<b>13-3</b>	<b>16/16</b>	<b>86</b>	<b>1,219</b>	<b>14.2</b>	<b>39t</b>	<b>6</b>	<b>19</b>	<b>157</b>	<b>8.3</b>	<b>56</b>	<b>1</b>

### 2018 Postseason

Game	W/L	P/S	Receiving				Lg	TD	Att.	Rushing		
			No.	Yds	Avg.	Yds				Avg.	Lg	TD
Dal 1/12/19 *	W	1/1	6	69	11.5	18	0	1	9	9.0	9	0
at NO 1/20/19 ^	W	1/1	6	33	5.5	16	0	2	-3	-1.5	1	0
NE 2/3/2019 !	L	1/1	5	70	14.0	18	0	1	5	5.0	5	0
<b>Totals</b>	<b>2-1</b>	<b>3/3</b>	<b>17</b>	<b>172</b>	<b>10.1</b>	<b>18</b>	<b>0</b>	<b>4</b>	<b>11</b>	<b>2.8</b>	<b>9</b>	<b>0</b>

\* Denotes NFC Divisional Playoff Game, ^ Denotes NFC Championship Playoff Game, ! Denotes Super Bowl LIII

# ROBERT WOODS GAME-BY-GAME CONT.



## 2017 Los Angeles Rams

Game	W/L	P/S	Receiving				Rushing				TD		
			No.	Yds	Avg.	Lg	Att.	Yds	Avg.	Lg			
Ind 9/10	W	1/1	3	53	17.7	27	0	0	0	0.0	0	0	
Was 9/17	L	1/1	1	8	8.0	8	0	0	0	0.0	0	0	
at SF 9/21	W	1/1	6	108	18.0	31	0	0	0	0.0	0	0	
at Dal 10/1	W	1/1	2	17	8.5	19	0	0	0	0.0	0	0	
Sea 10/8	L	1/1	5	66	13.2	20	0	1	8	8.0	8	0	
at Jax 10/15	W	1/1	5	70	14.0	22	0	0	0	0.0	0	0	
Ari 10/22	W	1/1	5	59	11.8	17	0	1	4	4.0	4	0	
at NYG 11/5	W	1/1	4	77	17.5	52t	2	0	0	0.0	0	0	
Hou 11/12	W	1/1	8	171	21.4	94t	2	0	0	0.0	0	0	
at Min 11/19	L	1/1	8	81	10.1	23	0	0	0	0.0	0	0	
NO 11/26	W					Inactive							
at Ari 12/3	W					Inactive							
Phi 12/10	L					Inactive							
at Sea 12/17	W	1/1	6	45	7.5	14	1	0	0	0.0	0	0	
at Ten 12/24	W	1/1	3	33	11.0	13	0	0	0	0.0	0	0	
SF 12/31	L	0/0	0	0	0.0	0	0	0	0	0.0	0	0	
<b>Totals</b>		<b>11/5</b>	<b>12/11</b>	<b>56</b>	<b>781</b>	<b>13.9</b>	<b>94t</b>	<b>5</b>	<b>2</b>	<b>12</b>	<b>6.0</b>	<b>8</b>	<b>0</b>

## 2017 Postseason

Game	W/L	P/S	Receiving				Rushing				TD		
			No.	Yds	Avg.	Lg	Att.	Yds	Avg.	Lg			
Atl 1/6/18 *	L	1/0	9	142	15.8	38	0	0	0	0.0	0	0	
<b>Totals</b>		<b>0-1</b>	<b>1/1</b>	<b>9</b>	<b>142</b>	<b>15.8</b>	<b>38</b>	<b>0</b>	<b>0</b>	<b>0</b>	<b>0.0</b>	<b>0</b>	<b>0</b>

\* Denotes NFC Wild Card Playoff Game

## 2015 Buffalo Bills

Game	W/L	P/S	Receiving				Rushing				TD		
			No.	Yds	Avg.	Lg	Att.	Yds	Avg.	Lg			
Ind 9/13	W	1/0	2	27	13.5	15	0	0	0	0.0	0	0	
NE 9/20	L	1/0	3	60	20.0	32t	1	0	0	0.0	0	0	
at Mia 9/27	W	1/0	4	38	9.5	16	0	0	0	0.0	0	0	
NYG 10/4	L	1/0	3	33	11.0	17	0	0	0	0.0	0	0	
at Ten 10/11	W	1/1	1	6	6.0	6	0	0	0	0.0	0	0	
Cin 10/18	L	1/1	4	47	11.8	22	0	0	0	0.0	0	0	
at Jax 10/25	L	1/1	9	84	9.3	16t	1	0	0	0.0	0	0	
Mia 11/8	W	1/1	0	0	0.0	0	0	1	0	0.0	0	0	
at NYJ 11/12	W	1/1	3	19	6.3	10	0	0	0	0.0	0	0	
at NE 11/23	L	1/1	4	44	11.0	18	0	0	0	0.0	0	0	
at KC 11/29	L	1/1	3	25	8.3	12	0	0	0	0.0	0	0	
Hou 12/6	W	1/1	2	19	9.5	17	1	0	0	0.0	0	0	
at Phi 12/13	L	1/0	5	106	21.2	37	0	0	0	0.0	0	0	
at Was 12/20	L	1/1	4	44	11.0	17	0	0	0	0.0	0	0	
Dal 12/27	W	0/0				Inactive							
NYJ 1/3/16	W	0/0				Inactive							
<b>Totals</b>		<b>8-8</b>	<b>14/9</b>	<b>47</b>	<b>552</b>	<b>11.7</b>	<b>37</b>	<b>3</b>	<b>1</b>	<b>0</b>	<b>0.0</b>	<b>0</b>	<b>0</b>

## 2013 Buffalo Bills

Game	W/L	P/S	Receiving				Rushing				TD		
			No.	Yds	Avg.	Lg	Att.	Yds	Avg.	Lg			
NE 9/8	L	1/1	1	18	18.0	18	1	0	0	0.0	0	0	
Car 9/15	W	1/1	4	68	17.0	28	0	1	3	3.0	3	0	
at NYJ 9/22	L	1/1	2	35	17.5	29	0	0	0	0.0	0	0	
Bal 9/29	W	1/1	4	80	20.0	42t	1	1	13	13.0	13	0	
at Cle 10/3	L	1/1	5	64	12.8	24	0	0	0	0.0	0	0	
Cin 10/13	L	1/1	2	9	4.5	6	1	0	0	0.0	0	0	
at Mia 10/20	W	1/1	3	24	8.0	11	0	0	0	0.0	0	0	
at NO 10/27	L	1/1	1	7	7.0	7	0	0	0	0.0	0	0	
KC 11/3	L	1/0	4	44	11.0	18	0	0	0	0.0	0	0	
at Pit 11/10	L	0/0				Inactive							
NYJ 11/17	W	0/0				Inactive							
Atl 12/1	L	1/1	2	39	19.5	33	0	0	0	0.0	0	0	
at TB 12/8	L	1/1	3	20	6.7	9	0	0	0	0.0	0	0	
at Jax 12/15	W	1/1	5	82	16.4	20	1	0	0	0.0	0	0	
Mia 12/22	W	1/1	3	70	23.3	57	0	0	0	0.0	0	0	
at NE 12/29	L	1/1	1	27	27.0	27	0	0	0	0.0	0	0	
<b>Totals</b>		<b>6-10</b>	<b>14/13</b>	<b>40</b>	<b>587</b>	<b>14.7</b>	<b>57</b>	<b>3</b>	<b>2</b>	<b>16</b>	<b>8.0</b>	<b>13</b>	<b>0</b>

## 2016 Buffalo Bills

Game	W/L	P/S	Receiving				Rushing				TD		
			No.	Yds	Avg.	Lg	Att.	Yds	Avg.	Lg			
at Bal 9/11	L	1/1	4	20	5.0	9	0	0	0	0.0	0	0	
NYJ 9/15	L	1/1	1	10	10.0	10	0	0	0	0.0	0	0	
Ari 9/25	W	1/1	6	51	8.5	24	0	0	0	0.0	0	0	
at NE 10/2	W	1/1	7	89	12.7	23	0	0	0	0.0	0	0	
at LA 10/9	W	1/1	2	26	13.0	17	0	0	0	0.0	0	0	
SF 10/16	W	1/1	5	44	8.8	18	1	1	6	6.0	6	0	
at Mia 10/23	L	0/0				Inactive							
NE 10/30	L	1/0	4	50	12.5	20	0	0	0	0.0	0	0	
at Sea 11/7	L	1/1	10	162	16.2	29	0	0	0	0.0	0	0	
at Cin 11/20	W	1/1	3	41	13.7	24	0	0	0	0.0	0	0	
Jax 11/27	W	0/0				Inactive							
at Oak 12/4	L	0/0				Inactive							
Pit 12/11	L	1/0	1	29	29.0	29	0	0	0	0.0	0	0	
Cle 12/18	W	1/0	1	5	5.0	5	0	0	0	0.0	0	0	
Mia 12/24	L	1/1	3	43	14.3	34	0	0	0	0.0	0	0	
at NYJ 1/1/17	L	1/1	4	43	10.8	16	0	0	0	0.0	0	0	
<b>Totals</b>		<b>7-9</b>	<b>13/10</b>	<b>51</b>	<b>613</b>	<b>12.0</b>	<b>34</b>	<b>1</b>	<b>1</b>	<b>6</b>	<b>6.0</b>	<b>6</b>	<b>0</b>

## 2014 Buffalo Bills

Game	W/L	P/S	Receiving				Rushing				TD		
			No.	Yds	Avg.	Lg	Att.	Yds	Avg.	Lg			
at Chi 9/7	W	1/1	4	78	19.5	32	0	0	0	0.0	0	0	
Mia 9/14	W	1/1	1	5	5.0	5	0	0	0	0.0	0	0	
SD 9/21	L	1/1	3	19	6.3	15	0	0	0	0.0	0	0	
at Hou 9/28	L	1/1	3	17	5.6	13	0	0	0	0.0	0	0	
at Det 10/5	W	1/1	3	37	12.3	18	0	0	0	0.0	0	0	
NE 10/12	L	1/1	7	78	11.3	35	1	0	0	0.0	0	0	
Min 10/19	W	1/1	4	10	2.5	7	0	0	0	0.0	0	0	
at NYJ 10/26	W	1/1	3	50	16.7	25	1	0	0	0.0	0	0	
KC 11/9	L	1/1	6	52	8.7	20	0	0	0	0.0	0	0	
at Mia 11/13	L	1/1	2	15	7.5	9	0	0	0	0.0	0	0	
NYJ 11/23	W	1/1	9	118	13.1	37	1	0	0	0.0	0	0	
Cle 11/30	W	1/1	3	71	17.8	34	0	0	0	0.0	0	0	
at Den 12/7	L	1/1	3	36	12.0	17	0	0	0	0.0	0	0	
GB 12/14	W	1/1	2	22	11.0	18	0	0	0	0.0	0	0	
at Oak 12/21	L	1/1	7	52	7.4	30	1	0	0	0.0	0	0	
at NE 12/28	W	1/0	4	39	9.8	20	1	0	0	0.0	0	0	
<b>Totals</b>		<b>9-7</b>	<b>16/15</b>	<b>65</b>	<b>699</b>	<b>10.8</b>	<b>37</b>	<b>5</b>	<b>0</b>	<b>0</b>	<b>0.0</b>	<b>0</b>	<b>0</b>

# 4 GREG ZUERLEIN

Kicker // Missouri Western // Lincoln, Neb.

Ht./Wt.: 6-0/191

NFL Exp.: 8th (8th Rams)

GP/GS: 104/0, (Playoffs): (3/3)

Birth Date: 12/27/1987

Acquired: D6-2012 (No. 150)


**TRANSACTIONS:** Returned from injured/reserve (2/5/18)... placed on injured/reserve (12/20/17)...re-signed with the Rams (3/15/17)...selected by the Rams in the sixth round (150th overall) of the 2012 NFL Draft (4/28/12).

**PRO:** Eighth-year pro has played in 104 regular season games... earned his first Pro Bowl, All-Pro and PFWA honors in 2017... converted 180-of-216 career field goals...led the NFL in scoring with 158 points, despite only playing in 14 games in 2017...his 158 points are the third-most scored by a Rams in a single season... has scored 765 career points, which ranks third in franchise history...set the franchise record for most points (83) on the road in a single season, previously held by RB Marshall Faulk (78), which he set in 2000...Zuerlein (20) tied Jeff Wilkins for most field goals made on the road in a single season...converted seven-of-seven field goals, setting a franchise record for most field goals in a game at Dallas (10/1/17), earning him NFC special teams POW...set franchise record with 61-yard field goal at Minnesota (11/8/15)...broke the franchise record for 50-plus yard field goals in a season in 2012...made his first 15 field goal attempts of his career, a new franchise record for most consecutive field goals by a rookie...with seven field goals of 50 yards or more, he owns the team record in the category and ranked second all-time among NFL rookies following the 2012 season...kicked the longest field goal by a rookie in league history (60 yards)...broke the franchise record for longest field goal (60 yards) and owns three of the four longest field goals in Rams history...became the first kicker in league history to kick a 50-plus and 60-plus yard field goal in the same game (vs. Seattle, 9/30/12).

**2019 SEASON:...**at Carolina (9/8): Converted three-of-four field goals from 49 yards, 56 yards, 27 yards.

**2018 SEASON:** Converted 27 field goals and 35 extra points... finished with 116 total points...became the franchise leader in made 50-yard field goals with 28...made the longest game-winning field goal in NFL postseason history from 57 yards out... appeared in 100th career game in Week 14...**at Oakland (9/10):** Converted four-of-five field goals from 20, 28, 55, and 20 yards... reached 25 field goals in the 50-plus yard range in his career... **at San Francisco (10/21):** Returned from a groin injury...made three-of-three field goals with a long of 37 yards...tallied 13 points...**vs. Green Bay (10/28):** Converted two-of-two field goals with a long of 43 yards...became kicker with second-most made field goals (159) in franchise history...**vs. New Orleans (11/4):** Converted two-of-three field goal attempts...made a 56-yard field goal in the second quarter...tied the franchise record (26) for most career 50-plus yard field goals...**vs. Seattle (11/11):** Converted three-of-three field goal attempts with a long of 37 yards...made three PATs for 202 career PATs...became fifth kicker in franchise history (119th kicker overall) to successfully convert 200-plus PATs...**vs. Kansas City (11/19):** Converted two-of-two field goals...**at Detroit (12/2):** Converted three-of-three field goals with a long of 48 yards...**at Chicago (12/9):** Appeared in 100th career game...converted two-of-three field goals with a long of 50 yards...became franchise leader (27) in made 50-plus yard field goals...**vs. Philadelphia (12/16):** Converted three-of-three field goals with a long of 41 yards...**at Arizona (12/23):** Converted one-of-two field goals...**vs. San Francisco (12/30):** Converted two-of-two field goals with a long of 51 yards...extended his

record of most made field goals from 50-plus yards in franchise history to 28... **Divisional Round vs. Dallas (1/12/19):** Made postseason debut...converted three-of-four field goals with a long of 44 yards... **Championship Round at New Orleans (1/20/19):** Converted four-of-four field goals with a long of 57 yards, which was also the game-winning field goal in



overtime to secure the win and a trip to Super Bowl LIII...the 57-yarder marked the longest game-winning field goal in NFL postseason history...**Super Bowl LIII (2/3/19):** Converted one-of-two field goals, connecting from 53 yards (missed from 48), the second-longest field goal in Super Bowl history...made one special teams tackle.

**2017 SEASON:** Led the NFL in scoring with 158 points, despite only playing in 14 games...his 158 points are the third-most scored by a Rams in a single season...set the franchise record for most points (83) on the road in a single season, previously held by RB Marshall Faulk (78), which he set in 2000...Zuerlein (20) tied Jeff Wilkins for most field goals made on the road in a single season... **vs. Indianapolis (9/10):** Converted three-for-three on field goal attempts...made a 50-yard field goal in the first quarter, his 19th career field goal of 50-plus yards...connected on all five PATs... **at Dallas (10/1):** Converted 7-of-7 field goals, setting a franchise record for most field goals in a game earning him NFC special teams POW...passed RB Marshall Faulk for fifth on the Rams' all-time scoring list...**vs. Seattle (10/8):** Converted a 35-yard field goal and had one failed attempt...connected on 19-consecutive field goal attempts dating back to 12/4/16, the longest streak of his career and tied for second-longest in franchise history...former K Jeff Wilkins made 19-consecutive FGs in 2003 after connecting on 30-consecutive FG attempts from 199-2001...**at Jacksonville (10/15):** Converted two-for-two on field goals including a season-long 56-yard field goal...**vs. Arizona (10/22):** Converted four-of-four on field goals including a long of 53-yards...**vs. Houston Texans (11/12):** Converted four-of-four field goals from 27, 33, 50, and 33 yards...**at Arizona Cardinals (12/3):** Converted four-of-four field goal attempts.

**2016 SEASON:** Finished with an 86.3 field goal percentage (19-of-22)...went perfect on the year in extra points (23-of-23)... currently ranks eighth in franchise history in total points scored (479)...**vs. Seattle (9/18):** Converted three-of-three field goals... **at Tampa Bay (9/25):** Converted on a 53-yard field goal, while tallying seven kickoffs, all of which were touchbacks...**vs. Buffalo (10/9):** Made four-of-four field goals, including a season-long 54-yard kick...**at New York Jets (11/13):** Scored all nine of the team's points...made three-of-three field goals...now has 454 career points to move past former WR Torry Holt for eighth most career points in franchise history...**vs. Miami (11/20):** Converted a 46-yard field goal...**at New England (12/4):** Converted a 44-yard field goal...**vs. Arizona (1/1):** Went two-for-two on field goal attempts, converting from 37 and 36 yards.

**2015 SEASON:** Converted 20 field goals...**vs. Seattle (9/13):** Made four extra points and two-of-two field goals including a 37-yard game-winner in overtime...**at Washington (9/20):** Made a 52-yard field goal and one extra point...**vs. Pittsburgh (9/27):**

Made field goals of 49 and 27 yards...**at Arizona (10/4)**: Made a 30-yard field goal and three extra points...**at Green Bay (10/11)**: Made a 42-yard field goal and three extra points...**vs. Cleveland (10/25)**: Made a 39-yard field goal and an extra point...**vs. San Francisco (11/1)**: Made a 38-yard field goal and converted both extra point attempts...**vs. Chicago (11/15)**: Made field goals of 26 and 38 yards...**vs. Detroit (12/13)**: Converted all three extra point attempts.

**2014 SEASON**: Finished the season converting 24-of-30 field goals and 34 extra points for 106 total points...converted five field goals of 50-plus yards for a career-high 71.4 percent...**at Tampa Bay (9/14)**: Converted four field goals of 36, 36, 46 and 38 yards out...the 38-yard field goal came with :38 second remaining in play, to help seal the win...**vs. Denver (11/16)**: Earned NFC Special Teams Player of the Week honors...converted field goal attempts of 37, 29, 22, 55 and 53 yards...**vs. New York Giants (12/21)**: Converted field goal of 51 and 20 yards.

**2013 SEASON: vs. Arizona (9/8)**: Made four-of-four field goals including a 48-yard game winning kick in the fourth quarter...**at Atlanta (9/15)**: Made one field goal from 29 yards...made three-of-three extra points...**at Dallas (9/22)**: Did not attempt any field goals...converted one-of-one extra points...**vs. San Francisco (9/26)**: Made one field goal from 40 yards...**vs. Jacksonville (10/6)**: Converted two-of-two field goals...**at Houston (10/6)**: Made one field goal from 42 yards...converted five-of-five extra points...recorded one special teams tackle...**at Carolina (10/20)**: Converted two-of-two field goals...**vs. Seattle (10/28)**: Converted three-of-four field goals...**vs. Tennessee (11/3)**: Did not convert a 44-yard field goal attempt...**at Indianapolis (11/10)**: Converted one field goal of 32 yards...made five-of-five extra points...**vs. Chicago (11/24)**: Converted field goals from 29 and 40 yards...made four-of-four extra points...**at San Francisco (12/1)**: Converted both field goal attempts from 43 and 34 yards...**at Arizona (12/8)**: Converted one field goal from 44 yards...**vs. New Orleans (12/15)**: Converted two-of-two field goals from 31 and 35 yards...tacked on three extra points...successfully converted an onside kick in the first quarter...**vs. Tampa Bay (12/22)**: Converted three-of-three field goal attempts from 54, 25 and 48 yards...marks a new season long...**at Seattle (12/29)**: Converted one field goal from 36 yards...moved into first place in franchise history in career field goal percentage (49/59, 83.1 percent).

**2012 SEASON**: Made seven field goals from 50 yards or more...broke the franchise record for 50+ yard field goals in a season...made his first 15 field goal attempts of his career and finished the year 23-for-31 overall...with seven field goals of 50 yards or more, he owns team record in the category and ranks second all time among NFL rookies...kicked the longest field goal by a rookie in league history (60 yards)...broke the franchise record for longest field goal (60 yards) and owns three of the four longest

field goals in Rams history...in Week 4 became the first kicker in league history to kick a 50-plus and 60-plus yard field goal in the same game...set a new franchise record for most consecutive field goals by a rookie (15)...**at Chicago (9/23)**: Converted his first 50-plus yard field goal of his career, after clearing a 56-yard field goal...kick is good for second longest in franchise history, longest kick in Soldier Field history...scored all of the Rams' points (six) after hitting two-of-two field goals (56, 46)...**vs. Seattle (9/30)**: Converted a 60-yard field goal, which set a new franchise record and marked the second longest kick of the season in the NFL, behind San Francisco's David Aker's who kicked a 63-yard field goal...kicked a career-high four field goals (58, 48, 60, 24)...tied for third place in franchise history for most 50-plus yard field goals made in a season with three...remains perfect on the year in field goals, going 12-for-12, marking the most consecutive field goals made by a Rams rookie in team history...**vs. Arizona (10/4)**: Hit his fourth field goal over 50 yards (53)...**at Miami (10/14)**: Converted 48- and 32-yard field goals in the first quarter to give him 15 consecutive field goals made to start his career...currently 10-for-12 on 40-plus yard field goals...**vs. San Francisco (12/2)**: Sent the team to overtime with a 53-yard field goal...converted a game-winning 54-yard field goal...only three other players have kicked field goals of at least 50 yards to send a game to overtime and then win it (Green Bay's Chris Jacke, 1996; Indianapolis' Mike Vanderjagt, 2002; Denver's Matt Prater, 2011)...he is the first NFL kicker to tie a game with a field goal of 50-plus yards as time expired in the fourth quarter and kick an overtime field goal of 50-plus yards in the same game...set a new NFL record for most field goals of 53 yards or longer (six) after hitting his game-winning 53-yarder, the previous best was set by Jason Hanson with five in 2008...he now has seven field goals of 50-plus yards, he's now one shy of tying Morten Anderson's NFL record of seven set in 1995 and later tied by Jason Hanson in 2008.

**COLLEGE**: Was named All-American by six different organizations following his senior season...three-time selection to First-Team All-Mid America Intercollegiate Athletic Association and also earned MIAA Special Teams Player of the year as a senior...finished his career at Missouri Western after transferring from Nebraska-Omaha when UNO dropped its football program.

**PERSONAL**: Played at Pius X High School in Lincoln...All-class, all-state selection as a placekicker as a junior and senior...set state mark for most field goals in a season with 12...converted 43-of-45 PATS and went 12-for-16 on field goals with a long of 52 yards...also lettered in soccer...a 2005 Sports Illustrated preseason high school All-American...majored in business...name is pronounced ZURR-line...participated in many community events, including the Taste of the NFL, Coach Fisher & Friends Celebrity Softball game and the All-Community Team Ticket program - 4th Down Fan Club.



# GREG ZUERLEIN NFL STATISTICS



## REGULAR SEASON

Year	Team	GP	FG	FGA	Pct.	Scoring		XPM	XPA	Pct.	Block	Pts.
						Long	Block					
2012	St. Louis Rams	16	23	31	74.2	60	0	26	26	100.0	0	95
2013	St. Louis Rams	16	26	28	92.9	54	0	34	34	100.0	0	112
2014	St. Louis Rams	16	24	30	80.0	56	1	34	35	97.1	0	106
2015	St. Louis Rams	14	20	30	66.7	61	2	26	28	92.9	1	86
2016	Los Angeles Rams	16	19	22	86.4	54	0	23	23	100.0	0	80
2017	Los Angeles Rams	14	38	40	95.0	56	0	44	46	95.7	0	158
2018	Los Angeles Rams	11	27	31	87.1	56	0	35	36	97.2	0	116
2019	Los Angeles Rams	1	3	4	75.0	56	0	3	3	100.0	0	12
<b>Totals</b>		<b>104</b>	<b>180</b>	<b>216</b>	<b>83.3</b>	<b>61</b>	<b>3</b>	<b>225</b>	<b>228</b>	<b>97.4</b>	<b>1</b>	<b>765</b>

## Field Goals

Year	Team	1-19		20-29		30-39		40-49		50+	
		Pct.	Pct.	Pct.	Pct.	Pct.	Pct.	Pct.	Pct.		
2012	St. Louis Rams	1/1	100.0	4/4	100.0	4/6	66.7	7/7	100.0	7/13	53.8
2013	St. Louis Rams	0/0	0.0	7/7	100.0	10/10	100.0	8/9	88.9	1/2	50.0
2014	St. Louis Rams	1/1	100.0	6/7	85.7	10/12	83.3	2/3	66.7	5/7	71.4
2015	St. Louis Rams	1/1	100.0	2/2	100.0	9/10	90.0	5/8	62.5	3/9	33.3
2016	Los Angeles Rams	0/0	0.0	5/5	100.0	9/9	100.0	3/4	75.0	2/4	100.0
2017	Los Angeles Rams	1/1	100.0	8/8	100.0	11/12	91.7	12/12	100.0	6/7	85.7
2018	Los Angeles Rams	0/0	0.0	9/9	100.0	10/10	100.0	4/6	66.7	4/6	60.0
<b>Totals</b>		<b>4/4</b>	<b>100.0</b>	<b>41/42</b>	<b>97.6</b>	<b>63/69</b>	<b>91.3</b>	<b>41/49</b>	<b>83.6</b>	<b>28/48</b>	<b>58.3</b>

## POSTSEASON

Year	Team	GP	FG	FGA	Pct.	Scoring		XPM	XPA	Pct.	Block	Pts.
						Long	Block					
2018	Los Angeles Rams	3	8	10	80.0	57	0	5	5	100.0	0	29
<b>Totals</b>		<b>3</b>	<b>8</b>	<b>10</b>	<b>80.0</b>	<b>57</b>	<b>0</b>	<b>5</b>	<b>5</b>	<b>100.0</b>	<b>0</b>	<b>29</b>

## Field Goals

Year	Team	1-19		20-29		30-39		40-49		50+	
		Pct.	Pct.	Pct.	Pct.	Pct.	Pct.	Pct.	Pct.		
2018	Los Angeles Rams	0/0	0.0	3/3	100.0	1/1	100.0	2/3	66.7	2/3	66.7
<b>Totals</b>		<b>0/0</b>	<b>0.0</b>	<b>3/3</b>	<b>100.0</b>	<b>1/1</b>	<b>100.0</b>	<b>2/3</b>	<b>66.7</b>	<b>2/3</b>	<b>66.7</b>

**Additional Career Statistics:** Special Teams Tackles: Rams: 2018 (1), 2015 (2) 2014 (1), 2013 (1). Total: (4).

### Regular Season Single Game Highs:

Field Goals Made – 7, at Dallas (10/1/17)  
 Field Goals Attempted – 7, at Dallas (10/1/17)  
 Longest – 61, at Minnesota (11/8/15)

### Postseason Single Game Highs:

Field Goals Made – 4, at New Orleans (1/20/19)  
 Field Goals Attempted – 4, at New Orleans (1/20/19)  
 Longest – 57, at New Orleans (1/20/19)

# GREG ZUERLEIN GAME-BY-GAME



## 2019 Los Angeles Rams

Game	W/L	Pts	XP/XPA	FG/FGA	1-19	20-29	30-39	40-49	50+	Kick-By-Kick
at Car 9/8	W	12	3/3	3/4	0/0	1/1	0/0	1/2	1/1	49,56,27
NO 9/15										
Cle 9/22										
Tam 9/29										
at Sea 10/3										
SF 10/13										
at Atl 10/20										
Cin 10/27										
at Pit 11/10										
Chi 11/17										
Bal 11/25										
at Ari 12/1										
Sea 12/8										
at Dal 12/15										
at SF TBD										
Ari 12/29										
<b>Totals</b>	<b>1-0</b>	<b>12</b>	<b>3/3</b>	<b>3/4</b>	<b>0/0</b>	<b>1/1</b>	<b>0/0</b>	<b>1/2</b>	<b>1/1</b>	

# GREG ZUERLEIN GAME-BY-GAME CONT.



## 2018 Los Angeles Rams

Game	W/L	Pts	XP/XPA	FG/FGA	1-19	20-29	30-39	40-49	50+	Kick-By-Kick
at Oak 9/10	W	15	3/3	4/5	0/0	3/3	0/0	0/1	1/1	46WR, 20, 28, 55, 20
Ari 9/16	W				Did Not Play					
LAC 9/23	W				Inactive					
Min 9/27	W				Inactive					
at Sea 10/7	W				Inactive					
at Den10/14	W				Inactive					
at SF 10/21	W	13	4/4	3/3	0/0	0/0	3/3	0/0	0/0	35, 37, 33
GB 10/28	W	7	1/1	2/2	0/0	0/0	1/1	1/1	0/0	43, 35
at NO 11/4	L	9	3/3	2/3	0/0	0/0	1/1	0/0	1/2	51WR, 56, 34
Sea 11/11	W	12	3/3	3/3	0/0	1/1	2/2	0/0	0/0	35, 37, 20
KC 11/19	W	12	6/7	2/2	0/0	1/1	1/1	0/0	0/0	23, 33
at Det 12/2	W	12	3/3	3/3	0/0	1/1	0/0	2/2	0/0	24, 47, 48
at Chi 12/9	L	6	0/0	2/3	0/0	1/1	0/0	0/1	1/1	27, 50 40UR
Phi 12/16	L	11	2/2	3/3	0/0	0/0	2/2	1/1	0/0	41, 36, 37
at Ari 12/23	W	7	4/4	1/2	0/0	1/1	0/0	0/0	0/1	57LU, 21
SF 12/30	W	12	6/6	2/2	0/0	1/1	0/0	0/0	1/1	28, 51
<b>Totals</b>	<b>13-3</b>	<b>116</b>	<b>35/36</b>	<b>27/31</b>	<b>0/0</b>	<b>9/9</b>	<b>10/10</b>	<b>4/6</b>	<b>4/6</b>	

## 2018 Postseason

Game	W/L	Pts	XP/XPA	FG/FGA	1-19	20-29	30-39	40-49	50+	Kick-By-Kick
Dal 1/12/19 *	W	12	3/3	3/4	0/0	2/2	0/0	1/1	0/1	25, 23, 63WR, 44
at NO 1/20/19 ^	W	14	2/2	4/4	0/0	1/1	1/1	1/1	1/1	36, 24, 48, 57
NE 2/3/2019 !	L	3	0/0	1/2	0/0	0/0	0/0	0/1	1/1	53, 48WL
<b>Totals</b>	<b>2-1</b>	<b>29</b>	<b>5/5</b>	<b>8/10</b>	<b>0/0</b>	<b>3/3</b>	<b>1/1</b>	<b>2/3</b>	<b>2/3</b>	

\* Denotes NFC Divisional Playoff Game, ^ Denotes NFC Championship Playoff Game, ! Denotes Super Bowl LIII

## 2017 Los Angeles Rams

Game	W/L	Pts	XP/XPA	FG/FGA	1-19	20-29	30-39	40-49	50+	Kick-By-Kick
Ind 9/10	W	14	5/5	3/3	0/0	0/0	1/1	1/1	1/1	50, 35, 44
Was 9/17	L	8	2/2	2/2	0/0	0/0	1/1	1/1	0/0	32, 40
at SF 9/21	W	11	5/5	2/2	1/1	0/0	0/0	1/1	0/0	48, 19
at Dal 10/1	W	23	2/2	7/7	0/0	1/1	2/2	4/4	0/0	49, 44, 44, 30, 28, 43, 33
Sea 10/8	L	4	1/1	1/2	0/0	0/0	1/2	0/0	0/0	35, 36WR
at Jax 10/15	W	9	3/3	2/2	0/0	1/1	0/0	0/0	1/1	56, 29
Ari 10/22	W	15	3/3	4/4	0/0	1/1	2/2	0/0	1/1	23, 33, 53, 34
at NYG 11/5	W	15	6/6	3/3	0/0	1/1	0/0	2/2	0/0	27, 46, 47
Hou 11/12	W	15	3/3	4/4	0/0	1/1	2/2	0/0	1/1	27, 33, 50, 33
at Min 11/19	L	1	1/1	0/0	0/0	0/0	0/0	0/0	0/0	
NO 11/26	W	14	2/2	4/5	0/0	1/1	0/0	2/2	1/2	50, 63SH, 46, 49, 26
at Ari 12/3	W	14	2/3	4/4	0/0	2/2	0/0	1/1	1/1	56, 20, 24, 41
Phi 12/10	L	5	0/0	0/0	0/0	0/0	0/0	0/0	0/0	
at Sea 12/17	W	10	4/5	2/2	0/0	0/0	2/2	0/0	0/0	36, 31
at Ten 12/24					Injured/Reserve					
SF 12/31					Injured/Reserve					
<b>Totals</b>	<b>10-4</b>	<b>158</b>	<b>44/46</b>	<b>38/40</b>	<b>1/1</b>	<b>8/8</b>	<b>11/12</b>	<b>12/12</b>	<b>6/7</b>	

## 2016 Los Angeles Rams

Game	W/L	Pts	XP/XPA	FG/FGA	1-19	20-29	30-39	40-49	50+	Kick-By-Kick
at SF 9/12	L	0	0/0	0/0	0/0	0/0	0/0	0/0	0/0	
Sea 9/18	W	9	0/0	3/3	0/0	1/1	1/1	1/1	0/0	39, 28, 47
at TB 9/25	W	7	4/4	1/1	0/0	0/0	0/0	0/0	1/1	53
at Ari 10/2	W	5	2/2	1/1	0/0	1/1	0/0	0/0	0/0	29
Buf 10/9	L	13	1/1	4/4	0/0	1/1	2/2	0/0	1/1	37, 32, 54, 22
at Det 10/16	L	4	4/4	0/0	0/0	0/0	0/0	0/0	0/0	
NYG 10/23	L	4	1/1	1/1	0/0	0/0	1/1	0/0	0/0	36
Car 11/6	L	4	1/1	1/3	0/0	1/1	0/0	0/0	0/2	55WR, 55WR, 25
at NYJ 11/13	W	9	0/0	3/3	0/0	1/1	2/2	0/0	0/0	20, 38, 34
Mia 11/20	L	4	1/1	1/2	0/0	0/0	0/0	1/2	0/0	46, 48LU
at NO 11/27	L	3	3/3	0/0	0/0	0/0	0/0	0/0	0/0	
at NE 12/4	L	4	1/1	1/1	0/0	0/0	0/0	1/1	0/0	44
Atl 12/11	L	2	2/2	0/0	0/0	0/0	0/0	0/0	0/0	
at Sea 12/15	L	3	0/0	1/1	0/0	0/0	1/1	0/0	0/0	36
SF 12/24	L	3	3/3	0/0	0/0	0/0	0/0	0/0	0/0	
Ari 1/1/17	L	6	0/0	2/2	0/0	0/0	2/2	0/0	0/0	37, 36
<b>Totals</b>	<b>4-12</b>	<b>80</b>	<b>23/23</b>	<b>19/22</b>	<b>0/0</b>	<b>5/5</b>	<b>9/9</b>	<b>3/4</b>	<b>2/4</b>	

## 2015 St. Louis Rams

Game	W/L	Pts	XP/XPA	FG/FGA	1-19	20-29	30-39	40-49	50+	Kick-By-Kick
Sea 9/13	W	10	4/4	2/2	0/0	0/0	2/2	0/0	0/0	33, 37
at Was 9/20	L	4	1/1	1/1	0/0	0/0	0/0	0/0	1/1	52
Pit 9/27	L	6	0/0	2/2	0/0	1/1	0/0	1/1	0/0	49, 27
at Ari 10/4	W	6	3/3	1/1	0/0	0/0	1/1	0/0	0/0	30
at GB 10/11	L	4	1/1	1/4	0/0	0/0	0/0	1/1	0/3	42, 50B, 53WL, 63WL
Cle 10/25	W	6	3/3	1/3	0/0	0/0	1/2	0/0	0/1	39, 63WR, 35WR
SF 11/1	W	5	2/2	1/2	0/0	0/0	1/1	0/1	0/0	38, 40B
at Min 11/8	L	12	0/0	4/5	0/0	0/0	1/1	1/2	2/2	61, 35, 45, 48WR, 53
Chi 11/15	L	7	1/1	2/2	0/0	1/1	1/1	0/0	0/0	26, 38
at Bal 11/22	L	1	1/2	0/0	0/0	0/0	0/0	0/0	0/1	52WR
at Cin 11/29	L				Inactive					
Ari 12/6	W				Inactive					
Det 12/13	W	3	3/3	0/0	0/0	0/0	0/0	0/0	0/0	
TB 12/17	W	7	4/4	1/1	1/1	0/0	0/0	0/0	0/0	19
at Sea 12/27	W	5	2/3	1/1	0/0	0/0	0/0	1/1	0/0	42
at SF 1/3/16	L	10	1/1	3/5	0/0	0/0	2/2	1/2	0/1	33, 32, 44, 52WR, 48B
<b>Totals</b>	<b>7-9</b>	<b>71</b>	<b>23/24</b>	<b>20/30</b>	<b>1/1</b>	<b>2/2</b>	<b>9/10</b>	<b>5/8</b>	<b>3/9</b>	

# GREG ZUERLEIN GAME-BY-GAME CONT.



## 2014 St. Louis Rams

Game	W/L	Pts	XP/XPA	FG/FGA	1-19	20-29	30-39	40-49	50+	Kick-By-Kick
Min 9/8	L	6	0/0	2/3	0/0	0/0	0/0	1/1	1/2	50WL, 56, 46
at TB 9/14	W	13	1/1	4/4	0/0	0/0	3/3	1/1	0/0	36,35,46,38
Dal 9/21	L	7	4/4	1/1	0/0	1/1	0/0	0/0	0/0	28
at PHI 10/5	L	4	4/4	0/0	0/0	0/0	0/0	0/0	0/0	
SF 10/13	L	5	2/2	1/1	0/0	0/0	1/1	0/0	0/0	38
Sea 10/19	W	4	4/4	0/1	0/0	0/0	0/0	0/0	0/1	52
at KC 10/26	L	1	1/1	0/1	0/0	0/0	0/1	0/0	0/0	38WR
at SF 11/2	W	7	1/1	2/2	0/0	0/0	2/2	0/0	0/0	37, 39
at Ari 11/9	L	2	2/2	0/0	0/0	0/0	0/0	0/0	0/0	
Den 11/16	W	16	1/1	5/5	0/0	2/2	1/1	0/0	2/2	37,29,22,55,53
at SD 11/23	L	6	3/3	1/2	0/0	1/1	0/0	0/1	0/0	22,46B
Oak 11/30	W	10	7/7	1/1	0/0	0/0	1/1	0/0	0/0	38
at Was 12/7	W	4	1/2	1/3	0/0	0/1	1/2	0/0	0/0	
Ari 12/11	L	6	0/0	2/2	1/1	1/1	0/0	0/0	0/0	28WR, 38WR, 34
NYG 12/21	L	9	3/3	2/2	0/0	1/1	0/0	0/0	1/1	24,19
at Sea 12/28	L	6	0/0	2/2	0/0	0/0	1/1	0/0	1/1	51,20
<b>Totals</b>	<b>6-10</b>	<b>106</b>	<b>34/35</b>	<b>24/30</b>	<b>1/1</b>	<b>6/7</b>	<b>10/12</b>	<b>2/3</b>	<b>5/7</b>	<b>33,52</b>

## 2013 St. Louis Rams

Game	W/L	Pts	XP/XPA	FG/FGA	1-19	20-29	30-39	40-49	50+	Kick-By-Kick
Ari 9/9	W	13	1/1	4/4	0/0	1/1	2/2	1/1	0/0	36, 25, 38, 48
at Atl 9/15	L	6	3/3	1/1	0/0	1/1	0/0	0/0	0/0	29
at Dal 9/22	L	1	1/1	0/0	0/0	0/0	0/0	0/0	0/0	
SF 9/26	L	3	0/0	1/1	0/0	0/0	0/0	1/1	0/0	40
Jax 10/6	W	10	4/4	2/2	0/0	0/0	2/2	0/0	0/0	32, 37
at Hou 10/13	W	8	5/5	1/1	0/0	0/0	0/0	1/1	0/0	42
at Car 10/20	L	7	1/1	2/2	0/0	1/1	0/0	1/1	0/0	28, 42
Sea 10/28	L	9	0/0	3/4	0/0	2/2	1/1	0/0	0/1	33, 28, 27, 50WR
Ten 11/3	L	3	3/3	0/1	0/0	0/0	0/0	0/1	0/0	44WR
at Ind 11/10	W	8	5/5	1/1	0/0	0/0	1/1	0/0	0/0	32
Chi 11/24	W	10	4/4	2/2	0/0	1/1	0/0	1/1	0/0	29, 40
at SF 12/1	L	7	1/1	2/2	0/0	0/0	1/1	1/1	0/0	43, 34
at Ari 12/8	L	4	1/1	1/1	0/0	0/0	0/0	1/1	0/0	44
NO 12/15	W	9	3/3	2/2	0/0	0/0	2/2	0/0	0/0	31, 35
TB 12/22	W	11	2/2	3/3	0/0	1/1	0/0	1/1	1/1	54, 25, 48
at Sea 12/29	L	3	0/0	1/1	0/0	0/0	1/1	0/0	0/0	36
<b>Totals</b>	<b>7-9</b>	<b>112</b>	<b>34/34</b>	<b>26/28</b>	<b>0/0</b>	<b>7/7</b>	<b>10/10</b>	<b>8/9</b>	<b>1/2</b>	

## 2012 St. Louis Rams

Game	W/L	Pts	XP/XPA	FG/FGA	1-19	20-29	30-39	40-49	50+	Kick-By-Kick
at Det 9/9	L	11	2/2	3/3	0/0	1/1	0/0	2/2	0/0	48, 29, 46
Was 9/16	W	11	2/2	3/3	0/0	0/0	2/2	1/1	0/0	9, 33, 42
at Chi 9/23	L	6	0/0	2/2	0/0	0/0	0/0	1/1	1/1	56, 46
Sea 9/30	W	13	1/1	4/4	0/0	1/1	0/0	1/1	2/2	58, 48, 60, 24
Ari 10/4	W	5	2/2	1/1	0/0	0/0	0/0	0/0	1/1	53
at Mia 10/14	L	6	0/0	2/5	0/0	0/0	1/2	1/1	0/2	48, 32, 52WL, 37WL, 66WL
GB 10/21	L	8	2/2	2/2	0/0	0/0	0/0	1/1	1/1	50, 43
NE 10/28	L	1	1/1	0/0	0/0	0/0	0/0	0/0	0/0	
at SF 11/11	T	6	3/3	1/2	0/0	1/1	0/0	0/0	0/1	27, 58WR
NYJ 11/18	L	1	1/1	0/0	0/0	0/0	0/0	0/0	0/0	
at Ari 11/25	W	7	4/4	1/2	1/1	0/0	0/1	0/0	0/0	35WL, 19
SF 12/2	W	6	0/0	2/3	0/0	0/0	0/0	0/0	2/3	58WR, 53, 54
at Buf 12/9	W	1	1/1	0/0	0/0	0/0	0/0	0/0	0/0	
Min 12/16	L	2	2/2	0/0	0/0	0/0	0/0	0/0	0/1	57WR
at TB 12/23	W	4	4/4	0/0	0/0	0/0	0/0	0/0	0/0	
at Sea 12/30	L	7	1/1	2/3	0/0	1/1	1/1	0/0	0/1	51WR, 39, 25
<b>Totals</b>	<b>7-8-1</b>	<b>95</b>	<b>26/26</b>	<b>23/31</b>	<b>1/1</b>	<b>4/4</b>	<b>4/6</b>	<b>7/7</b>	<b>7/13</b>	



# 42 JOSH CARRAWAY

Linebacker // TCU // Flower Mound, Texas

Ht./Wt.: 6-3/242

NFL Exp.: 1st year (1st Rams)

GP/GS, (Playoffs): 1/0, (0/0)

Birth Date: 4/13/1994

Acquired: FA-2019

**TRANSACTIONS:** Signed to the Los Angeles Rams as a free agent (5/2/19)...waived from the Redskins practice squad (1/7/19)... signed to the Redskins practice squad (11/26/18)...waived by the Titans (9/1/18)...activated to the Titans roster from practice squad (12/9/17)...added to the Titans practice squad (10/5/17)...waived by the Titans (10/3/17)...signed with the Titans (5/15/17).

**PRO:** First-year pro, appeared in one regular season game for the Titans during the 2017 season.

**2018 SEASON:** Spent the final four weeks of the regular season on the Redskins practice squad...a member of the Titans for the offseason and training camp.

**2017 SEASON:** Spent time on Tennessee's practice squad and active roster...appeared in one game, a Week 14 contest at Arizona...did not record any stats.

**COLLEGE:** A two-time First-Team All-Big 12 selection at TCU...played in 43 games for the Horned Frogs, totaling 133 tackles (64 solo), 27.5 tackles for loss, 19.0 sacks, four fumble recoveries, three forced fumbles, three passes defended and

one interception...in 2016, received First-Team All-Big 12 and Academic All-Big 12 recognition...played as a graduate student after earning his degree in May 2016...played in 13 games... recorded 49 tackles (25 solo) and 8.0 sacks...in 2017, as a junior, started all 13 games...named First-Team All-Big 12 and Second-Team *Associated Press* All-Big 12...posted 47 tackles (25 solo), with 11.5 tackles for loss and 9.0 sacks...recorded three fumble recoveries and two pass breakups with a forced fumble...as a sophomore in 2014, appeared in all 13 games, including seven starts...totaled 33 tackles (10 solo) on the year with five for loss... found the end zone with a 33-yard interception return...redshirted his second season on campus in 2013...as a true freshman in 2012, appeared in four games, adding depth on the defensive line...made four solo tackles on the year.

**PERSONAL:** Prepped at Marcus High School...totaled 51 tackles, including 13.0 sacks, as a senior...named First-team All-District 8-5A his final year as a prep...received honorable-mention all-state.



# 59 MICAH KISER

Linebacker // Virginia // Baltimore, Md.

Ht./Wt.: 6-0/244

NFL Exp.: 2nd (2nd Rams)

GP/GS, (Playoffs): 16/0, (3/0)

Birth Date: 1/25/1995

Acquired: D5A-2018 (No. 147)

**TRANSACTIONS:** Selected by the Rams in the fifth round (147th overall) of the 2018 NFL Draft (4/28/18).

**2018 SEASON:** Appeared in all 16 regular season games and three postseason contests, including Super Bowl LIII...added four tackles on special teams during the regular season...**at Oakland (9/10):** Made his NFL debut and saw action on special teams...**vs. Arizona (9/16):** Saw significant action on special teams...recorded one special teams tackle...**at San Francisco (10/21):** Saw action on special teams...recorded one special teams tackle...**at New Orleans (11/4):** Saw action on special teams...tallied one solo special teams tackle...**vs. San Francisco (12/30):** Saw action on special teams...recorded one assisted tackle...**Divisional Round vs. Dallas (1/12/19):** Made postseason debut...saw significant action on special teams...recorded one special teams tackle...**Championship Round at New Orleans (1/20/19):** Saw action on special teams...notched two special teams tackles (one solo)...**Super Bowl LIII (2/3/19):** Saw significant action on special teams.

**COLLEGE:** Finished career ranked fifth all-time at Virginia with 411 career tackles...became just the second player in ACC history to lead the league in tackles in three straight seasons, joining Boston College's Luke Kuechly (2009-11)...[along with Quin Blanding (137) and Jordan Mack (114)] became one-of-two FBS programs (New Mexico State) and the only "Power 5" school to have a trio of players with at least 100 tackles in the same season...As a senior in 2017, named *Sporting News* All-American first-team, Walter Camp All-American Second-Team, *Football Writers Association of America* All-American second-team, *USA Today* All-American second-team, *Associated Press* All-American Third-Team, All-ACC First-Team, Campbell Trophy Winner (Academic Heisman), Butkus Award Semifinalist, Jason Witten Collegiate Man of the Year Semifinalist, Lott IMPACT Trophy Finalist, Bobby Bowden Award Finalist...started all 13 of UVA's 2017 games...led the ACC in tackles for the third year in a row...his 145 tackles rank No. 2 all-time at UVA on the single-

season list...as a junior in 2016, named FWA All-America Second-Team, All-ACC First-Team, Coaches All-ACC First-Team, CoSIDA Academic All-American Second-Team, ESPN.com All-ACC team, *Associated Press* All-ACC First-Team, semifinalist for the Butkus Award, semifinalist for the Lott IMPACT Trophy...started all 12 of UVA's games in 2016...led the ACC and finished third in the nation with 11.2 tackles per game...his 134 tackles tied with Wali Rainer for fourth-most single-season tackles in Virginia's program history...as a sophomore in 2015, named College Sports Madness All-American Third-Team, All-ACC First-Team, All-ACC Coaches Second-Team...started all 12 of UVA's games in 2015 as a sophomore...finished the regular season first in the ACC and 17th in the nation with 117 tackles...registered double-digit tackles in seven of UVA's 12 games...led UVA with 82 tackles on rushing plays...as a redshirt freshman in 2014, appeared in all 12 of Virginia's games...saw most of his time on special teams...finished season with 15 defensive tackles and a team-leading nine special teams tackles...made collegiate debut against No. 7 UCLA in the season opener.

**PERSONAL:** A linebacker and tight end at the Gilman School for Head Coach Biff Poggi...a three-year letterwinner and a three-time All-Maryland Interscholastic Athletic Association Conference honoree...two-time Maryland Consensus All-State first-team defense...two-time All-Metro first-team...was the 2012 All-Metro Defensive Player of the Year...Baltimore Sun's Defensive Co-Player of the Year...helped Gilman to a MIAA A Conference title defense...served as team captain as a senior and helped lead Gilman to a No. 19 ranking in the *USA Today* Super 25 high school team rankings...a 2011 MaxPreps Air Force Junior All-American second-team linebacker...also played lacrosse at Gilman in 2011...volunteered with Ronald McDonald House Charities and the Agape House...son of Michael and Donna Kiser...has a younger brother, Jordan.

## MICAH KISER NFL STATISTICS



### REGULAR SEASON

Year	Team	G/S	Tackles			Sacks	Yards	Int.	Interceptions			PD	Fumbles		
			Total	Solo	Asst.				Yards	Long	TD		FF	FR	Yards
2018	Los Angeles Rams	16/0	0	0	0	0.0	0.0	0	0	0	0	0	0	0	0
<b>Total</b>		<b>16/0</b>	<b>0</b>	<b>0</b>	<b>0</b>	<b>0.0</b>	<b>0.0</b>	<b>0</b>	<b>0</b>	<b>0</b>	<b>0</b>	<b>0</b>	<b>0</b>	<b>0</b>	<b>0</b>

### POSTSEASON

Year	Team	G/S	Tackles			Sacks	Yards	Int.	Interceptions			PD	Fumbles		
			Total	Solo	Asst.				Yards	Long	TD		FF	FR	Yards
2018	Los Angeles Rams	3/0	0	0	0	0.0	0.0	0	0	0	0	0	0	0	0
<b>Totals</b>		<b>3/0</b>	<b>0</b>	<b>0</b>	<b>0</b>	<b>0.0</b>	<b>0.0</b>	<b>0</b>	<b>0</b>	<b>0</b>	<b>0</b>	<b>0</b>	<b>0</b>	<b>0</b>	<b>0</b>

**Additional Career Statistics:** Special teams tackles: Rams 2018 (4); Postseason: 2018 (3).

# MICAH KISER GAME-BY-GAME



## 2018 Los Angeles Rams

Game	W/L	P/S	T	S	A	Sk	Yds	Int	Yds	Lg	TD	PD	FF	FR	Yds
at Oak 9/10	W	1/0	0	0	0	0.0	0.0	0	0	0	0	0	0	0	0
Ari 9/16	W	1/0	0	0	0	0.0	0.0	0	0	0	0	0	0	0	0
LAC 9/23	W	1/0	0	0	0	0.0	0.0	0	0	0	0	0	0	0	0
Min 9/27	W	1/0	0	0	0	0.0	0.0	0	0	0	0	0	0	0	0
at Sea 10/7	W	1/0	0	0	0	0.0	0.0	0	0	0	0	0	0	0	0
at Den 10/14	W	1/0	0	0	0	0.0	0.0	0	0	0	0	0	0	0	0
at SF 10/21	W	1/0	0	0	0	0.0	0.0	0	0	0	0	0	0	0	0
GB 10/28	W	1/0	0	0	0	0.0	0.0	0	0	0	0	0	0	0	0
at NO 11/4	L	1/0	0	0	0	0.0	0.0	0	0	0	0	0	0	0	0
Sea 11/11	W	1/0	0	0	0	0.0	0.0	0	0	0	0	0	0	0	0
KC 11/19	W	1/0	0	0	0	0.0	0.0	0	0	0	0	0	0	0	0
at Det 12/2	W	1/0	0	0	0	0.0	0.0	0	0	0	0	0	0	0	0
at Chi 12/9	L	1/0	0	0	0	0.0	0.0	0	0	0	0	0	0	0	0
Phi 12/16	L	1/0	0	0	0	0.0	0.0	0	0	0	0	0	0	0	0
at Ari 12/23	W	1/0	0	0	0	0.0	0.0	0	0	0	0	0	0	0	0
SF 12/30	W	1/0	0	0	0	0.0	0.0	0	0	0	0	0	0	0	0
<b>Totals</b>	<b>13-3</b>	<b>16/0</b>	<b>0</b>	<b>0</b>	<b>0</b>	<b>0.0</b>	<b>0.0</b>	<b>0</b>	<b>0</b>	<b>0</b>	<b>0</b>	<b>0</b>	<b>0</b>	<b>0</b>	<b>0</b>

## 2018 Postseason

Game	W/L	P/S	T	S	A	Sk	Yds	Int	Yds	Lg	TD	PD	FF	FR	Yds
Dal 1/12/19 *	W	1/0	0	0	0	0.0	0.0	0	0	0	0	0	0	0	0
at NO 1/20/19 ^W	1/0	0	0	0	0	0.0	0.0	0	0	0	0	0	0	0	0
NE 2/3/19 !	L	1/0	7	4	3	0.0	0.0	0	0	0	0	0	0	0	0
<b>Totals</b>	<b>2-1</b>	<b>3/0</b>	<b>0</b>	<b>0</b>	<b>0</b>	<b>0.0</b>	<b>0.0</b>	<b>0</b>	<b>0</b>	<b>0</b>	<b>0</b>	<b>0</b>	<b>0</b>	<b>0</b>	<b>0</b>

\* Denotes NFC Divisional Playoff Game, ^ Denotes NFC Championship Game, ! Denotes Super Bowl LIII



# 53 JUSTIN LAWLER

Defensive Line // SMU // Pottsboro, Texas

Ht./Wt.: 6-4/265

NFL Exp.: 2nd (2nd Rams)

GP/GS, (Playoffs): 16/0, (3/0)

Birth Date: 12/23/1994

Acquired: D7B-2018 (No. 244)

**TRANSACTIONS:** Selected by the Rams in the seventh round (244th overall) of the 2018 NFL Draft (4/28/18).

**2018 SEASON:** Appeared in all 16 regular season games and three postseason contests, including Super Bowl LIII...tallied four tackles (three solo) during the regular season...added two special teams tackles...**at Oakland (9/10):** Made his NFL debut...saw action on defense and special teams...recorded one tackle for loss...**at Denver (10/14):** Saw action at linebacker and on special teams...notched one tackle on defense...**vs. Green Bay (10/28):** Saw action on special teams...recorded one special teams tackle...**vs. Philadelphia (12/16):** Saw action on special teams...registered one tackle on special teams...**vs. San Francisco (12/30):** Saw action on defense and special teams...notched two total tackles (one solo) on defense...**Divisional Round vs. Dallas (1/12/19):** Made postseason debut...saw action on special teams...**Championship Round at New Orleans (1/20/19):** Saw action on special teams...**Super Bowl LIII (2/3/19):** Saw action on defense and special teams.

**COLLEGE:** As a senior in 2017, started all 13 games for the Mustangs...tied for the national lead with three blocked kicks...was second on the team with 74 tackles (42 solo stops)...had 15.5 tackles for loss, 9.5 sacks and 10 quarterback hurries (all team highs)...registered 4.0 sacks against UConn, tied for most in a game at SMU...ranked sixth nationally in sacks per game

(0.73)...finished 13th among active FBS players in sacks (20.5)...moved up to a tie for second on SMU's all-time list with 20.5 career sacks...his 9.5 sacks in 2017 placed him tied for fifth in a season at SMU...finished his career in the top 15 among active leaders for assisted sacks (ninth), sack yards (11th), tackles for loss yards (11th), total tackles for loss (12th), total sacks (13th) and solo sacks (14th)...in 2016, as a junior, started all 12 games at defensive end...named First-Team All-American Athletic Conference, becoming the first Mustang defensive lineman since 2012 to be named first-team all-conference...anchored the Mustang defense finishing fifth in the AAC in tackles for loss (15) and tied for sixth in sacks (6.0)...ranked second on the team with 65 tackles...started all 12 games at defensive end in 2015 as a sophomore...posted a team-high 64 tackles and nine tackles for loss...recorded 5.0 sacks, two QB hurries and a forced fumble...blocked a field goal that was returned for a touchdown...as a redshirt freshman in 2014, played in all 12 games...made 23 tackles (12 solo)...added two QBHs...appeared in some goal-line offensive sets, catching a two-point conversion at Tulsa and hauling in a three-yard touchdown reception against USF...redshirted as a true freshman in 2013.

**PERSONAL:** A two-time District MVP...named First-Team 2A All-State selection and the All-State Defensive MVP (*Associated Press*)...earned additional letters in basketball, baseball, powerlifting and track.

## JUSTIN LAWLER NFL STATISTICS



### REGULAR SEASON

Year	Team	G/S	Tackles			Sacks	Yards	Int.	Interceptions			PD	Fumbles		Yards
			Total	Solo	Asst.				Yards	Long	TD		FF	FR	
2018	Los Angeles Rams	16/0	4	3	1	0.0	0.0	0	0	0	0	0	0	0	0
<b>Totals</b>		<b>16/0</b>	<b>4</b>	<b>3</b>	<b>1</b>	<b>0.0</b>	<b>0.0</b>	<b>0</b>	<b>0</b>	<b>0</b>	<b>0</b>	<b>0</b>	<b>0</b>	<b>0</b>	<b>0</b>

### POSTSEASON

Year	Team	G/S	Tackles			Sacks	Yards	Int.	Interceptions			PD	Fumbles		Yards
			Total	Solo	Asst.				Yards	Long	TD		FF	FR	
2018	Los Angeles Rams	3/0	0	0	0	0.0	0.0	0	0	0	0	0	0	0	
<b>Totals</b>		<b>3/0</b>	<b>0</b>	<b>0</b>	<b>0</b>	<b>0.0</b>	<b>0.0</b>	<b>0</b>	<b>0</b>	<b>0</b>	<b>0</b>	<b>0</b>	<b>0</b>	<b>0</b>	

**Additional Career Statistics:** Special teams tackles: Rams 2018 (2).